

COMMONWEALTH OF KENTUCKY  
BEFORE THE PUBLIC SERVICE COMMISSION

IN THE MATTER OF: )

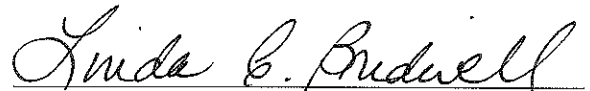
THE APPLICATION OF KENTUCKY-AMERICAN )  
WATER COMPANY FOR AN ADJUSTMENT OF )  
RATES ON AND AFTER JANUARY 27, 2013 )

CASE NO. 2012-00520

CERTIFICATION OF RESPONSES TO INFORMATION REQUESTS

This is to certify that I have supervised the preparation of Kentucky-American Water Company's ("Kentucky American") May 15, 2013 supplemental responses to Kentucky American's previously filed data responses and the responses are true and accurate to the best of my knowledge, information and belief formed after reasonable inquiry.

Date: 5/13/13



Linda C. Bridwell  
Manager of Rates and Regulation  
Kentucky-American Water Company

**KENTUCKY-AMERICAN WATER COMPANY**  
**CASE NO. 2012-00520**  
**ATTORNEY GENERAL'S FIRST REQUEST FOR INFORMATION**

---

**Witness:**     **Linda C. Bridwell**

29.    CC – Reference: Cost of Capital. Please provide:

- a.    A copy of the financial statements (balance sheet, income statement, statement of cash flows, and the notes to the financial statements) for KAWC for 2012 in both hard copy and electronic (Microsoft Excel) format, with all data and formulas intact, when available.
- b.    Please provide copies of the 2010 and 2011 financial statements in electronic (Microsoft Excel) formats, with all data and formulas intact.

**Response:**

- a.    The audited financial statements for 2012 are not yet complete and will not be available until the end of March. The statements will be forwarded upon completion at that time.
- b.    Please see the attached.

**Supplemental Response:**

- a.    Please find the attached audited financial statements for 2012 labeled - 2012 KY Annual Report.pdf which was not available when the original response was furnished.

**Kentucky-American Water Company, Inc.**

**(a wholly-owned subsidiary of  
American Water Works Company, Inc.)**

**Financial Statements**

**As of and for the years ended December 31, 2012 and 2011**



## Independent Auditor's Report

To the Board of Directors and Stockholder of  
Kentucky-American Water Company

We have audited the accompanying financial statements of Kentucky-American Water Company, which comprise the balance sheets and statements of capitalization as of December 31, 2012 and 2011, and the related statements of operations, of changes in common stockholder's equity and of cash flows for the years then ended.

### *Management's Responsibility for the Financial Statements*

Management is responsible for the preparation and fair presentation of the financial statements in accordance with accounting principles generally accepted in the United States of America; this includes the design, implementation, and maintenance of internal control relevant to the preparation and fair presentation of financial statements that are free from material misstatement, whether due to fraud or error.

### *Auditor's Responsibility*

Our responsibility is to express an opinion on the financial statements based on our audits. We conducted our audits in accordance with auditing standards generally accepted in the United States of America. Those standards require that we plan and perform the audit to obtain reasonable assurance about whether the financial statements are free from material misstatement.

An audit involves performing procedures to obtain audit evidence about the amounts and disclosures in the financial statements. The procedures selected depend on our judgment, including the assessment of the risks of material misstatement of the financial statements, whether due to fraud or error. In making those risk assessments, we consider internal control relevant to the Company's preparation and fair presentation of the financial statements in order to design audit procedures that are appropriate in the circumstances, but not for the purpose of expressing an opinion on the effectiveness of the Company's internal control. Accordingly, we express no such opinion. An audit also includes evaluating the appropriateness of accounting policies used and the reasonableness of significant accounting estimates made by management, as well as evaluating the overall presentation of the financial statements. We believe that the audit evidence we have obtained is sufficient and appropriate to provide a basis for our audit opinion.

### *Opinion*

In our opinion, the financial statements referred to above present fairly, in all material respects, the financial position of Kentucky-American Water Company at December 31, 2012 and 2011, and the results of its operations and its cash flows for the years then ended in accordance with accounting principles generally accepted in the United States of America.

A handwritten signature in cursive script, appearing to read "PricewaterhouseCoopers LLP".

March 21, 2013



**KENTUCKY-AMERICAN WATER COMPANY****Balance Sheets****December 31, 2012 and 2011**

(Dollars in thousands)

	<u>2012</u>	<u>2011</u>
<b>Assets</b>		
<b>Property, plant and equipment</b>		
Utility plant - at original cost, net of accumulated depreciation	\$ 495,913	\$ 485,717
Utility plant acquisition adjustments	243	251
Nonutility property	250	250
Total property, plant and equipment	<u>496,406</u>	<u>486,218</u>
<b>Current assets</b>		
Cash and cash equivalents	384	282
Accounts receivable	3,743	3,216
Allowance for uncollectible accounts	(715)	(602)
Unbilled revenues	3,705	3,893
State income tax receivable	394	1,567
Federal income tax refund due from affiliated company	-	6,369
Materials and supplies	855	691
Other	420	147
Total current assets	<u>8,786</u>	<u>15,563</u>
<b>Regulatory and other long-term assets</b>		
Regulatory assets	11,731	11,784
Prepaid pension expense	2,028	1,332
Other	136	52
Total regulatory and other long-term assets	<u>13,895</u>	<u>13,168</u>
<b>Total assets</b>	<u>\$ 519,087</u>	<u>\$ 514,949</u>

The accompanying notes are an integral part of these financial statements.

**KENTUCKY-AMERICAN WATER COMPANY****Balance Sheets****December 31, 2012 and 2011**

(Dollars in thousands)

	<u>2012</u>	<u>2011</u>
<b>Capitalization and Liabilities</b>		
<b>Capitalization</b>		
Common stockholder's equity	\$ 159,214	\$ 155,274
Preferred stock without mandatory redemption requirements	-	1,446
Long-term debt, excluding current portion		
Preferred stock with mandatory redemption requirements	4,500	4,500
Long-term debt	187,890	187,890
Total capitalization	<u>351,604</u>	<u>349,110</u>
<b>Current liabilities</b>		
Notes payable - affiliated company	11,023	11,509
Accounts payable	7,184	6,453
Accrued interest	2,024	1,926
Accrued taxes, including federal income taxes of \$2,741 in 2012 and \$2,278 in 2011	4,596	3,992
Other	3,253	4,020
Total current liabilities	<u>28,080</u>	<u>27,900</u>
<b>Regulatory and other long-term liabilities</b>		
Deferred income taxes	56,454	57,597
Advances for construction	11,922	12,675
Deferred investment tax credits	794	879
Regulatory liability - cost of removal	14,034	13,476
Regulatory liability - debt extinguishment	152	283
Accrued postretirement benefit expense	604	552
Other tax liabilities	3,582	2,771
Other	71	68
Total regulatory and other long-term liabilities	<u>87,613</u>	<u>88,301</u>
<b>Contributions in aid of construction</b>	51,790	49,638
<b>Commitments and contingencies (See Note 17)</b>	<u>-</u>	<u>-</u>
<b>Total capitalization and liabilities</b>	<u>\$ 519,087</u>	<u>\$ 514,949</u>

The accompanying notes are an integral part of these financial statements.

**KENTUCKY-AMERICAN WATER COMPANY**  
**Statements of Income**  
**For the Years Ended December 31, 2012 and 2011**  
(Dollars in thousands)

	<u>2012</u>	<u>2011</u>
<b>Operating revenues</b>	\$ 85,960	\$ 83,301
<b>Operating expenses</b>		
Operation and maintenance	34,055	33,024
Depreciation	10,043	8,915
Amortization	1,756	2,182
General taxes	4,914	5,102
Total operating expenses	<u>50,768</u>	<u>49,223</u>
<b>Operating income</b>	<u>35,192</u>	<u>34,078</u>
<b>Other income (expenses)</b>		
Interest on long-term debt	(11,709)	(10,864)
Interest on short-term debt to affiliated company	(57)	(73)
Allowance for other funds used during construction	675	281
Allowance for borrowed funds used during construction	317	132
Amortization of debt issuance costs	(74)	(86)
Other, net	(76)	(394)
Total other expenses	<u>(10,924)</u>	<u>(11,004)</u>
<b>Income before income taxes</b>	24,268	23,074
<b>Provision for income taxes</b>	<u>9,664</u>	<u>4,944</u>
<b>Net income</b>	<u>14,604</u>	<u>18,130</u>
<b>Dividends on preferred stock</b>	<u>40</u>	<u>78</u>
<b>Net income available to common stockholder</b>	<u>\$ 14,564</u>	<u>\$ 18,052</u>

The accompanying notes are an integral part of these financial statements.

**KENTUCKY-AMERICAN WATER COMPANY****Statements of Cash Flows**

December 31, 2012 and 2011

(Dollars in thousands, except per share amounts)

	<u>2012</u>	<u>2011</u>
<b>Cash flows from operating activities</b>		
Net income	\$ 14,604	\$ 18,130
Adjustments		
Depreciation and amortization	11,799	11,097
Amortization of debt issuance costs	74	86
Deferred income tax benefit	(1,861)	(11,750)
Amortization of deferred investment tax credits	(85)	(84)
Provision for losses on accounts receivable	597	614
Allowance for other funds used during construction	(675)	(281)
Pension and non-pension post retirement benefits	2,002	1,849
Other, net	273	(425)
Changes in assets and liabilities		
Accounts receivable and unbilled revenues	(823)	624
Federal income tax-affiliated company	6,369	7,895
Other current assets	740	(1,157)
Pension and non-pension post retirement benefits contribution	(2,697)	(3,910)
Accounts payable	(128)	1,095
Accrued taxes	1,529	956
Other current liabilities	(669)	(1,178)
Net cash provided by operating activities	<u>31,049</u>	<u>23,561</u>
<b>Cash flows from investing activities</b>		
Capital expenditures	(19,906)	(24,252)
Removal costs from property, plant and equipment retirements, net of salvage	(1,238)	(845)
Net cash used in investing activities	<u>(21,144)</u>	<u>(25,097)</u>
<b>Cash flows from financing activities</b>		
Proceeds from issuance of long-term debt to affiliated company	-	20,000
Repayment of long-term debt to affiliate	-	(3,100)
Debt issuance costs	(87)	-
Net repayments of short-term borrowings-affiliated company	(486)	(4,008)
Advances and contributions for construction, net of refunds of \$1,025 in 2012 and \$716 in 2011	2,958	2,308
Capital contributions	4,000	-
Redemption of preferred stock	(1,446)	-
Dividends paid	(14,742)	(13,651)
Net cash (used in) provided by financing activities	<u>(9,803)</u>	<u>1,549</u>
<b>Net increase in cash and cash equivalents</b>	102	13
<b>Cash and cash equivalents at beginning of year</b>	282	269
<b>Cash and cash equivalents at end of year</b>	<u>\$ 384</u>	<u>\$ 282</u>
<b>Cash paid (received) during the year for:</b>		
Interest, net of capitalized amount	\$ 11,857	\$ 11,086
Income taxes, net of refunds of \$504 in 2012 and \$0 in 2011	\$ (504)	\$ 10,028
<b>Non-cash investing activity</b>		
Capital expenditures acquired on account but unpaid as of year end	\$ 4,101	\$ 3,220
<b>Non-cash financing activity</b>		
Capital contribution (See Note 13)	\$ 78	\$ 79

The accompanying notes are an integral part of these financial statements.

**KENTUCKY-AMERICAN WATER COMPANY****Statements of Capitalization**

December 31, 2012 and 2011

(Dollars in thousands, except per share amounts)

	<b>Call Price Per Share</b>	<b>2012</b>	<b>2011</b>
<b>Stockholder's equity</b>			
Common stock - no par value, authorized 2,000,000 shares		\$ 36,569	\$ 36,569
1,567,391 shares issued and outstanding in 2012 and 2011			
Paid-in capital		78,846	74,768
Retained earnings		43,799	43,937
Total common stockholder's equity		<u>159,214</u>	<u>155,274</u>
Preferred stocks - \$100 par value			
Cumulative preferred stocks without mandatory redemption requirements:			
5.75% series, 3,888 shares outstanding in 2011, Redeemed in 2012	\$ 101.00	-	389
5.50% series, 4,860 shares outstanding in 2011, Redeemed in 2012	\$ 100.50	-	486
5.00% series, 5,708 shares outstanding in 2011, Redeemed in 2012	\$ 100.00	-	571
		<u>-</u>	<u>1,446</u>
<b>Long-term debt</b>			
Preferred stocks - \$100 par value			
Cumulative preferred stocks with mandatory redemption requirements:			
8.47% series, 45,000 shares outstanding in 2012 and 2011			
due for redemption 2036	\$ 100.00	4,500	4,500
		<u>4,500</u>	<u>4,500</u>
General mortgage bonds:			
6.96% series due 2023		7,000	7,000
7.15% series due 2027		7,500	7,500
6.99% series due 2028		9,000	9,000
Notes payable to affiliate:			
6.593% series due 2037		47,000	47,000
6.25% series A due 2039		45,390	45,390
5.625% series B due 2039		26,000	26,000
5.375% series due 2040		26,000	26,000
5.05% series due 2037		20,000	20,000
Total long-term debt and mandatory redeemable preferred stock		<u>192,390</u>	<u>192,390</u>
<b>Total capitalization</b>		<u>\$ 351,604</u>	<u>\$ 349,110</u>

The accompanying notes are an integral part of these financial statements.

**KENTUCKY-AMERICAN WATER COMPANY**  
**Statements of Changes in Common Stockholder's Equity**  
December 31, 2012 and 2011  
(Dollars in thousands, except per share amounts)

	<b>Common Stock</b>		<b>Paid-in Capital</b>	<b>Retained Earnings</b>	<b>Total</b>
	<b>Shares</b>	<b>Par Value</b>			
<b>Balance at December 31, 2010</b>	1,567,391	\$ 36,569	\$ 74,689	\$ 39,458	\$ 150,716
Net income	-	-	-	18,130	18,130
Capital contributions	-	-	79	-	79
Preferred stock dividends	-	-	-	(78)	(78)
Common stock dividends	-	-	-	(13,573)	(13,573)
<b>Balance at December 31, 2011</b>	1,567,391	\$ 36,569	\$ 74,768	\$ 43,937	\$ 155,274
Net income	-	-	-	14,604	14,604
Capital contributions	-	-	4,078	-	4,078
Preferred stock dividends	-	-	-	(40)	(40)
Common stock dividends	-	-	-	(14,702)	(14,702)
<b>Balance at December 31, 2012</b>	1,567,391	\$ 36,569	\$ 78,846	\$ 43,799	\$ 159,214

The accompanying notes are an integral part of these financial statements.

**KENTUCKY-AMERICAN WATER COMPANY****Notes to Financial Statements****December 31, 2012 and 2011**(Dollars in thousands, except per share amounts)

---

**Note 1: Organization and Operation**

Kentucky-American Water Company (the "Company") provides water service to approximately 124,400 (unaudited) customers and wastewater service to approximately 700 (unaudited) customers. These services are provided in 12 (unaudited) communities located in 10 (unaudited) counties in the state of Kentucky. As a public utility operating in Kentucky, the Company functions under rules and regulations prescribed by the Kentucky Public Service Commission (the "Commission"). The Company is a wholly-owned subsidiary of American Water Works Company, Inc. ("AWW").

**Note 2: Significant Accounting Policies***Use of Estimates*

The preparation of financial statements in conformity with accounting principles generally accepted in the United States ("U.S. GAAP") requires management to make estimates and assumptions that affect the reported amounts of assets and liabilities and the disclosure of contingent assets and liabilities at the date of the financial statements, and the reported amounts of revenues and expenses during the reporting period. Actual results could differ from these estimates. The Company considers benefit plans assumptions, the carrying value of long-lived assets, including regulatory assets and liabilities, revenue recognition and accounting for income taxes to be its critical accounting estimates. The Company's significant estimates that are particularly sensitive to change in the near term are amounts reported for pension and other postemployment benefits and contingency-related obligations.

*Regulation*

The Company is subject to regulation by the Commission and the local governments of the State of Kentucky (collectively the "Regulators"). These Regulators have allowed recovery of costs and credits which the Company has recorded as regulatory assets and liabilities. Accounting for future recovery of costs and credits as regulatory assets and liabilities is in accordance with authoritative guidance provided by U.S. GAAP. Regulated utilities defer costs and credits on the balance sheet as regulatory assets and liabilities when it is probable that those costs and credits will be recognized in the rate making process in a period different from the period in which they would have been reflected in operations by a market based company. These deferred regulatory assets and liabilities are then reflected in the statement of income in the period in which the costs and credits are reflected in the rates charged for service.

*Property, Plant and Equipment*

Property, plant and equipment consist primarily of utility plant. Additions to utility plant and replacements of retirement units of property are capitalized. Costs include material, direct labor and such indirect items as engineering and supervision, payroll taxes and benefits, transportation and an allowance for funds used during construction. Repairs and maintenance are charged to current operations.

**KENTUCKY-AMERICAN WATER COMPANY****Notes to Financial Statements****December 31, 2012 and 2011**(Dollars in thousands, except per share amounts)

---

**Note 2 (continued):**

When units of property are replaced, retired or abandoned, the recorded value thereof is credited to the asset account and charged to accumulated depreciation. To the extent the Company recovers cost of removal or other retirement costs through rates, a regulatory asset or liability may occur where timing differences exist between when the Company incurs costs of removal and when the Company recovers such costs in rates. Removal costs, net of salvage, are recorded as reductions to the regulatory liability or an increase to the regulatory asset, as applicable.

The cost of utility property, plant and equipment is depreciated using the straight-line average remaining life using the composite method.

Computer software is either purchased or internally developed and their costs are capitalized as a unit of property. The carrying value of these assets amounts to \$2,884 at December 31, 2012. There was no capitalized computer software costs at December 31, 2011. The 2012 increase was primarily due to the implementation of a new ERP system.

Utility plant acquisition adjustments represent the difference between the fair value of plant at the date of purchase and its original cost when first devoted to public service (less accumulated depreciation) and are amortized to expense over the remaining useful lives of the corresponding purchased plant assets. Amortization of utility plant acquisition adjustments was \$8 and \$12 for 2012 and 2011, respectively. The remaining lives range from 28 to 33 years.

*Cash and Cash Equivalents*

Substantially all of the Company's cash is invested in interest-bearing accounts. The Company considers all highly liquid investments with maturities of three months or less when purchased to be cash equivalents. There were no cash equivalents held at December 31, 2012 or 2011.

*Accounts Receivable*

The majority of the Company's accounts receivable is due from utility customers and represents amounts billed to the Company's water and wastewater customers on a cycle basis. Credit is extended based on the guidelines of the applicable Regulators and generally, collateral is not required.

*Allowance for Uncollectible Accounts*

Allowance for uncollectible accounts are maintained for estimated probable losses resulting from the Company's inability to collect receivables. Accounts that are outstanding longer than the payment terms are considered past due. A number of factors are considered in determining the allowance for uncollectible accounts, including the length of time receivables are past due and previous loss history. The Company writes-off accounts when they become uncollectible.



**KENTUCKY-AMERICAN WATER COMPANY****Notes to Financial Statements****December 31, 2012 and 2011**(Dollars in thousands, except per share amounts)

---

**Note 2 (continued):***Materials and Supplies*

Materials and supplies are stated at the lower of cost or net realizable value. Cost is determined using the average cost method.

*Advances and Contributions in Aid of Construction*

The Company may receive advances and contributions from customers, home builders, real estate developers, and others to fund construction necessary to extend service to new areas. Advances for construction are refundable for limited periods of time as new customers begin to receive service or other contractual obligations are fulfilled. Advances which are no longer refundable are reclassified to contributions in aid of construction. Contributions in aid of construction are permanent collections of plant assets or cash for a particular construction project. For ratemaking purposes, the amount of such advances and contributions generally serves as a rate base reduction, since they represent non-investor supplied funds.

The Company depreciates utility plant funded by contributions. The Company amortizes these amounts as a reduction to depreciation expense, producing a result which is functionally equivalent to reducing the original cost of the utility plant for the contributions. Amortization of contributions in aid of construction was \$1,465 and \$1,390 for the years ended December 31, 2012 and 2011, respectively. For the years ended December 31, 2012 and 2011, non-cash advances and contributions received were \$7 and \$95, respectively.

*Recognition of Revenues*

Revenues are recognized as water and wastewater services are provided and include amounts billed to customers on a cycle basis and unbilled amounts based on estimated usage from the date of the latest meter reading to the end of the accounting period. Other operating revenues are recognized when services are performed.

The Company accounts for sales tax collected from customers and remitted to taxing authorities on a net basis.

*Income Taxes*

AWW and its subsidiaries participate in a consolidated federal income tax return for U.S. tax purposes. Members of the consolidated group are charged with the amount of federal income tax expense determined as if they filed separate returns. Federal income tax expense for financial reporting purposes is provided on a separate return basis.

Certain income and expense items are accounted for in different time periods for financial reporting than for income tax reporting purposes. Deferred income taxes have been provided on the difference between the tax basis of assets and liabilities and the amounts at which they are carried in the financial statements. These deferred income taxes are based on the enacted tax rates anticipated to be in effect when such temporary differences are projected to reverse. Anticipated tax rates are the currently enacted tax rates, as the Company is not aware of

**KENTUCKY-AMERICAN WATER COMPANY****Notes to Financial Statements****December 31, 2012 and 2011**(Dollars in thousands, except per share amounts)

---

**Note 2 (continued):**

any tax rate changes. In addition, regulatory assets and liabilities are recognized for the effect on revenues expected to be realized as the tax effects of temporary differences previously flowed through to customers reverse.

Investment tax credits have been deferred and are being amortized to income over the average estimated service lives of the related assets.

*Allowance for Funds Used During Construction ("AFUDC")*

AFUDC is a non-cash credit to income with a corresponding charge to utility plant, which represents the cost of borrowed funds and a return on equity funds devoted to plant under construction. AFUDC is recorded to the extent permitted by the Regulators.

*Environmental Costs*

The Company's water and wastewater operations are subject to federal, state, and local requirements relating to environmental protection, and as such the Company periodically becomes subject to environmental claims in the normal course of business. Environmental expenditures that relate to current operations or provide a future benefit are expensed or capitalized as appropriate. Remediation costs that relate to an existing condition caused by past operations are accrued when it is probable that these costs will be incurred and can be reasonably estimated. There were no remediation costs accrued at December 31, 2012 and 2011.

*Long-Lived Assets*

Long-lived assets and certain identifiable intangible assets held and used by the Company are reviewed for impairment whenever events or changes in circumstances indicate that the carrying amount of the assets may not be recoverable. If the sum of the future cash flows expected to result from the use of the assets and their eventual disposition is less than the carrying amount of the assets, an impairment loss is recognized. Measurement of an impairment loss would be based on the fair value of the assets. A regulatory asset is charged to earnings if and when future recovery in rates of that asset is no longer probable. New Accounting Standards

The following recently announced accounting standards have been adopted by the Company and have been included in the results of operations, financial position or footnotes of the accompanying Financial Statements:

*Fair Value Measurements*

In May 2011, the Financial Accounting Standards Board ("FASB") issued updated accounting guidance related to fair value measurements and disclosures that result in common fair value measurements and disclosures between U.S. Generally Accepted Accounting Principles ("GAAP") and International Financial Reporting Standards. This new guidance

**KENTUCKY-AMERICAN WATER COMPANY****Notes to Financial Statements****December 31, 2012 and 2011**(Dollars in thousands, except per share amounts)

---

**Note 2 (continued):**

amends current fair value measurement and disclosure guidance to increase transparency around valuation inputs and investment categorization. This guidance is effective for interim and annual periods beginning on January 1, 2012 and is required to be applied prospectively. The adoption of this guidance did not have a significant impact on the Company's results of operations, financial position or cash flows.

*Testing Goodwill for Impairment*

In September 2011, the FASB updated the accounting guidance related to testing goodwill for impairment. This update permits an entity to assess qualitative factors to determine whether it is necessary to perform the two-step quantitative goodwill impairment test that is currently in place. Under the new guidance, an entity will not be required to calculate the fair value of a reporting unit unless the entity determines, based on the qualitative assessment, that it is more likely than not that its fair value is less than its carrying amount. This update is effective for annual and interim goodwill impairment tests performed by the Company beginning on January 1, 2012. The adoption of this update is not expected to have a significant impact on its results of operations, financial position or cash flows.

The following recently issued accounting standards are not yet required to be adopted by the Company or included in the results of operations or financial position of the Company:

*Balance Sheet Offsetting*

In December 2011, the FASB issued accounting guidance to amend the existing disclosure requirements for offsetting financial assets and liabilities to enhance current disclosures, as well as to improve comparability of balance sheets prepared under GAAP and IFRS. In January 2013, the FASB issued additional guidance on the scope of these disclosures. The revised disclosure guidance applies to derivative instruments and securities borrowing and lending transactions that are subject to an enforceable master netting arrangement or similar agreement. The revised disclosure guidance is effective on a retrospective basis for interim and annual periods beginning January 1, 2013. As this guidance provides for additional disclosure requirements only, the adoption of this guidance is not expected to have an impact on the Company's results of operations, financial position or cash flows.

*Testing Indefinite-Lived Intangible Assets for Impairment*

In July 2012, the FASB updated the accounting guidance related to testing indefinite-lived intangible assets for impairment. This update permits an entity to perform a qualitative assessment to determine whether it is more likely than not that an indefinite-lived intangible asset is impaired as a basis for determining whether it is necessary to perform the quantitative impairment test under current guidance. This update is effective for annual and interim impairment tests performed for fiscal years beginning after September 15, 2012. Early adoption is permitted. The Company is evaluating the specific provisions of the updated guidance, but does not expect the adoption of this guidance to have a significant impact on the Company's results of operations, financial position or cash flows.

**KENTUCKY-AMERICAN WATER COMPANY****Notes to Financial Statements****December 31, 2012 and 2011**

(Dollars in thousands, except per share amounts)

**Note 2 (continued):***Reclassifications*

Certain reclassifications have been made to conform previously reported data to the current presentation.

**Note 3: Utility Plant**

The components of utility plant by category at December 31 are as follows:

	<b>Range of Remaining Useful Lives</b>	<b>2012</b>	<b>2011</b>
Land and other non-depreciable assets	-	9,664	9,718
Sources of supply	34 to 75 Years	50,494	57,757
Treatment and pumping	4 to 53 Years	113,015	104,191
Transmission and distribution	40 to 72 Years	274,109	271,438
Services, meters and fire hydrants	34 to 84 Years	104,054	96,944
General structures and equipment	5 to 52 Years	43,689	36,830
Wastewater assets	5 to 50 Years	3,837	3,766
Construction work in progress	-	9,560	10,177
		608,422	590,821
Less: Accumulated depreciation		(112,509)	(105,104)
		<u>\$ 495,913</u>	<u>\$ 485,717</u>

The provision for depreciation expressed as a percentage of the aggregate average depreciable asset balances was 2.13% in 2012 and 1.94% in 2011. The Company records depreciation in conformity with amounts approved by state regulators after regulatory review of information the Company submits to support its estimates of the assets remaining lives.

**Note 4: Regulatory Assets and Liabilities***Regulatory Assets*

Regulatory assets represent costs that are expected to be fully recovered from customers in future rates. Certain assets are included in the Company's rate base and others are recovered based on specific Commission approval.

**KENTUCKY-AMERICAN WATER COMPANY****Notes to Financial Statements****December 31, 2012 and 2011**

(Dollars in thousands, except per share amounts)

**Note 4 (continued):**

The components of regulatory assets are as follows:

	<u>2012</u>	<u>2011</u>
Income taxes recoverable through rates	\$ 4,273	\$ 4,445
Programmed maintenance expense	3,628	3,209
Debt and preferred stock expense	1,733	1,804
Bluegrass water project	1,598	1,655
Other	499	671
	<u>\$ 11,731</u>	<u>\$ 11,784</u>

The Company has recorded a regulatory asset for the additional revenues expected to be realized as the tax effects of temporary differences reverse. These temporary differences are primarily related to the difference between book and tax depreciation on property placed in service before the adoption by the Commission of full normalization for rate making purposes.

The regulatory asset for income taxes recoverable through rates is net of the reduction expected in future revenues as deferred taxes previously provided, attributable to the difference between the state and federal income tax rates under prior law and the current statutory rates, reverse over the average remaining service lives of the related assets.

Programmed maintenance costs are deferred and amortized to current operations on a straight-line basis over a period ranging between five and fifteen years, as authorized by the Commission in their determination of rates charged for service.

Debt expense is amortized over the lives of the respective issues. Unamortized debt expense is deferred and amortized to the extent it will be recovered through future service rates. Expenses of preferred stock issues without sinking fund provisions are amortized over the life of the issuance, whereas expenses of issues with sinking fund provisions are charged to operations as shares are retired.

The Company has recorded a regulatory asset for the Bluegrass water project source of supply costs in the amount of \$2,283 to be amortized over a forty year period. Approval was granted per the Commission order dated May 9, 2001.

*Regulatory Liabilities*

Regulatory liabilities represent amounts that are expected to be refunded to customers in future rates or amounts recovered from customers in advance of incurring the costs.

Cost of removal represents amounts where the Company recovers retirement costs through rates during the life of the associated assets and before the costs are incurred. These amounts result in a regulatory liability being reported based on the amounts previously recovered through customer rates, until the costs to retire those assets are incurred.

**KENTUCKY-AMERICAN WATER COMPANY****Notes to Financial Statements****December 31, 2012 and 2011**(Dollars in thousands, except per share amounts)

---

**Note 4 (continued):**

Debt extinguishment relates to the 4.75% note payable due 2014 issued to AWCC, which was redeemed in October, 2007 by the Company. As agreed with the Regulators, the difference between the book value of the note and the cash consideration required to extinguish it was deferred as a regulatory liability. The regulatory liability of \$827 is amortized as a component of net interest expense through 2014.

**Note 5: Preferred Stock Without Mandatory Redemption**

In the event of voluntary liquidation, the 5.75% series, the 5.50% series, and the 5.00% series are redeemable at \$101 per share, \$100.50 per share, \$100 per share respectively. In the event of involuntary liquidation or governmental acquisition, the 5.75% series, the 5.50% series, and the 5.00% series are all paid at \$100 per share, together with accrued dividends. All call prices are on 30 days' notice plus accrued dividends. The Company voluntarily called all of the preferred stock without mandatory redemptions on July 2, 2012 and paid a \$6 early call premium which is presented in Other Income-Other, net in the accompanying Statement of Income.

**Note 6: Long-Term Debt**

The general mortgage bonds are issuable in series. No bonds senior to the general mortgage bonds may be issued so long as the general mortgage bonds are outstanding. Based on the calculation methodology specified by debt agreements, the amount of bonds authorized is limited only to the extent that long-term debt cannot exceed 65% of total capitalization and adjusted net income of the Company must be equal to or greater than 1.5 times the aggregate annual interest charges on all long-term debt of the Company. At December 31, 2012, long-term debt was 56% of total capitalization and net income excluding gains or losses on property sales, amortization of debt issuance costs, interest on long-term debt, and provision for income taxes was 3.1 times the aggregate annual interest charges on all long-term debt. General mortgage bonds are collateralized by utility plant.

The senior notes payable to affiliate are unsecured and were issued to American Water Capital Corporation ("AWCC"), a subsidiary of AWW, for the principal amount. AWCC provided the funding for these notes by issuing senior notes to institutional investors at a price equal to the principal amount.

In 2011, the Company issued a \$20,000 long-term note payable to AWCC, at a rate of 5.05% due in 2037. The proceeds were used to pay down outstanding short-term debt.

Maturities of long-term debt, including sinking funds, will amount to \$0 in 2013 through 2017, and \$192,390 thereafter.

**KENTUCKY-AMERICAN WATER COMPANY****Notes to Financial Statements****December 31, 2012 and 2011**

(Dollars in thousands, except per share amounts)

**Note 6 (continued):**

Preferred stock agreements contain provisions for redemption at various prices on thirty days notice at the Company's discretion. In the event of voluntary liquidation, the 8.47% series is redeemable at \$100 per share plus the make-whole premium, together with accrued dividends.

**Note 7: Short-Term Borrowings**

The Company maintained a line of credit through AWCC of \$25,000 at December 31, 2012 and 2011, respectively. The Company may borrow from, or invest in, the line of credit. No compensating balances are required under the agreements. Funds were primarily used for short-term operating needs. Short-term borrowings are presented as notes payable-affiliated company in the accompanying balance sheets

At December 31, 2012 and 2011, there was \$11,023 and \$11,509 of short-term borrowings outstanding, respectively. The weighted average annual interest rates on the borrowings at December 31, 2012 and 2011 were 0.50% and 0.40%, respectively.

The Company received cash capital contributions of \$4,000 in 2012 from AWW. The proceeds were primarily used to pay down short-term debt.

AWW, through AWCC, has committed to make additional financing available to the Company, as needed, to pay its obligations as they come due.

**Note 8: General Taxes**

Components of general tax expense for the years presented in the statements of income are as follows:

	<u>2012</u>	<u>2011</u>
Property	\$ 4,257	\$ 4,417
Payroll	539	568
Gross receipts and franchise	-	11
Other	118	106
	<u>\$ 4,914</u>	<u>\$ 5,102</u>

**KENTUCKY-AMERICAN WATER COMPANY****Notes to Financial Statements****December 31, 2012 and 2011**

(Dollars in thousands, except per share amounts)

**Note 9: Income Taxes**

Components of income tax expense for the years presented in the statements of income are as follows:

	<u>2012</u>	<u>2011</u>
<b>State income taxes:</b>		
Current	\$ 1,823	\$ (313)
Deferred		
Current	(7)	(9)
Non-current	(416)	1,059
	<u>1,400</u>	<u>737</u>
<b>Federal income taxes:</b>		
Current	9,787	17,091
Deferred		
Current	(38)	(49)
Non-current	(1,400)	(12,751)
Amortization of deferred investment tax credits	(85)	(84)
	<u>8,264</u>	<u>4,207</u>
<b>Total income taxes</b>	<u>\$ 9,664</u>	<u>\$ 4,944</u>

The 2011 total income tax expense includes a tax benefit of \$4,472 related to the contribution of non-utility property to a county authority.

The primary components of the net deferred tax liability of \$56,454 at December 31, 2012 include basis differences in utility plant, partially offset by advances and contributions.

No valuation allowances were required on deferred tax assets at December 31, 2012 and 2011, as management believes it is more likely than not that deferred tax assets will be realized.

At December 31, 2012 and 2011, the Company had state net operating loss carryforwards (“NOLs”) of \$0 and \$2,515, respectively.

As of December 31, 2012 and 2011, the reserve for uncertain tax position is \$3,841 and \$3,130, respectively, excluding accrued interest and penalties. The Company does not expect a material change in this estimate in the next twelve months. The reserve for uncertain tax positions could increase or decrease for things such as the expiration of statutes of limitations, audit settlements, or tax examination activities.

The Company recognizes interest and penalties related to income tax matters in income tax expense. The Company recognized net interest expense (income) and penalties of \$9 and \$7 for 2012 and 2011, respectively.



**KENTUCKY-AMERICAN WATER COMPANY****Notes to Financial Statements****December 31, 2012 and 2011**(Dollars in thousands, except per share amounts)

---

**Note 9 (continued):**

The federal tax years that remain open are 2009 to 2011, with the earliest year's statute expiring in 2013. The Company is subject to state taxes. The state tax returns from 2008 to 2011 are currently open and will not close until the respective statutes of limitations expire. The statute of limitations will begin to expire in 2013.

**Note 10: Rate Matters**

As necessary, the Company applies to the Commission for changes in the rates charged for service. The revenues requested are based on forecasted sales, operating expenses, and investments for the first full year after the effective dates of the new rates. The Company can provide no assurances that any rate increase request will be granted by the Commission.

The Company filed a petition with the Commission seeking authority to increase its rates and charges for water service on December 28, 2012. The Company requested a \$12,318 authorized increase in annualized revenues or 14.64%.

**Note 11: Employee Benefit Plans***Savings Plan for Employees*

The Company maintains a 401(k) savings plan, sponsored by AWW that allows employees to save for retirement on a tax-deferred basis. Employees can make contributions that are invested at their direction in one or more funds. The Company makes matching contributions based on a percentage of an employee's contribution, subject to certain limitations. Due to the Company's discontinuing new entrants into the defined benefit pension plan, on January 1, 2006 the Company began providing an additional 5.25% of base pay defined contribution benefit for union employees hired on or after January 1, 2001 and non-union employees hired on or after January 1, 2006. The Company expensed contributions to the plans totaling \$315 and \$278 for 2012 and 2011, respectively. All of the Company's contributions are invested in one or more funds at the direction of the employee.

**Note 12: Postretirement Benefits***Pension Benefits*

The Company participates in a Company funded defined benefit pension plan sponsored by AWW covering eligible employees hired before January 1, 2006. Benefits under the plan are based on the employees' years of service and average annual compensation for those 60 consecutive months of employment that yield the highest average. The pension plan has been closed for most employees hired on or after January 1, 2006. Union employees hired on or after January 1, 2001 had their accrued benefit frozen and will be able to receive this benefit as a lump sum upon termination or retirement. Union employees hired on or after January 1, 2001 and non-union employees hired on or after January 1, 2006

**KENTUCKY-AMERICAN WATER COMPANY**

**Notes to Financial Statements**

**December 31, 2012 and 2011**

(Dollars in thousands, except per share amounts)

---

**Note 12 (continued):**

are provided with a 5.25% of base pay defined contribution plan. Pension cost of the Company is based on an allocation from AWW of the total cost related to the plan. Information regarding accumulated and

projected benefit obligations is not prepared at the subsidiary level. The Company was allocated costs of \$1,219 and \$1,106 for 2012 and 2011, respectively.

AWW's funding policy is to contribute at least the greater of the minimum amount required by the Employee Retirement Income Security Act of 1974 or the normal cost, and an additional contribution if needed to avoid "at risk" status and benefit restrictions under the Pension Protection Act of 2006. AWW may also increase its contributions, if appropriate, to its tax and cash position and the plan's funded position. The Company made contributions to the AWW plan of \$1,914 in 2012 and \$3,167 in 2011. The Company expects to contribute \$1,149 to the AWW plan in 2013.

*Postretirement Benefits Other Than Pensions*

The Company participates in a Company-funded plan, sponsored by AWW, that provides varying levels of medical and life insurance to eligible retirees. and certain health care benefits for retired employees and their dependents. The retiree welfare plans are closed for union employees hired on or after January 1, 2006, and non-union employees hired on or after January 1, 2002.

Costs of the Company are based on an allocation from AWW of the total cost related to the plan. Information regarding accumulated and projected benefit obligations is not prepared at the subsidiary level. The Company was allocated costs of \$783 and \$743 for 2012 and 2011, respectively.

The Company made contributions to trust funds established for these postretirement benefits of \$783 in 2012 and \$743 in 2011. The Company's policy is to fund postretirement benefits costs accrued. The Company expects to contribute \$722 to the AWW plan in 2013.

**Note 13: Stock Based Compensation**

*Stock Options and Restricted Stock Units*

In 2012 and 2011, AWW granted restricted stock units and stock options to certain employees of the Company under the AWW 2007 Omnibus Equity Compensation Plan ("Omnibus Plan"). The restricted stock units vest ratably over the three year performance period beginning January 1 of each year (the "Performance Period"); however, distribution of the shares is contingent upon the achievement of certain thresholds over the Performance Period. The thresholds are based on achievement of internal performance measures and separately certain market factors over the Performance Periods. The stock options vest ratably over a three year service period beginning January 1, 2013, 2012 and 2011, respectively.

**KENTUCKY-AMERICAN WATER COMPANY****Notes to Financial Statements****December 31, 2012 and 2011**

(Dollars in thousands, except per share amounts)

**Note 13 (continued):**

The grant date fair value of restricted stock awards is amortized through expense over the requisite service period using the graded-vesting method. The value of stock options at the date of the grant is amortized through expense over the requisite service period using the straight-line method.

Costs of the Company are based on an allocation from AWW of the total cost for the Company's employees in the plan. The Company recorded compensation expense of \$68 and \$70, included in operation and maintenance expense, during the years ended December 31, 2012 and 2011, respectively. As the Company does not reimburse the cost of the awards to AWW, the offsetting entry to paid-in-capital is a capital contribution from AWW.

*Employee Stock Purchase Plan*

AWW's Nonqualified Employee Stock Purchase Plan ("ESPP") was effective as of July 1, 2008. Under the ESPP, the Company's employees can use payroll deductions to acquire AWW common stock at the lesser of 90% of the fair market value of a) the beginning or b) the end of each three-month purchase period. AWW's ESPP is considered compensatory. The Company's costs are based on an allocation from AWW of the total cost for the Company's employees in the plan. Compensation costs of \$10 and \$9 were included in operation and maintenance expense for the years ended December 31, 2012 and 2011, respectively. As the Company does not reimburse the cost of the awards to AWW, the offsetting entry to paid-in capital is a capital contribution from AWW.

**Note 14: Related Party Transactions**

American Water Works Service Company, Inc. ("AWWS"), a subsidiary of AWW, provides certain management services to the Company (administration, accounting, data processing, engineering, etc.) and other operating water companies in the AWW system on an at-cost, not-for-profit basis in accordance with a management and service agreement.

Purchases of such services by the Company were accounted for as follows:

	<u>2012</u>	<u>2011</u>
Included in operation and maintenance expense as a charge against income	\$ 9,114	\$ 7,751
Capitalized primarily in utility plant	4,582	4,024
	<u>\$ 13,696</u>	<u>\$ 11,775</u>

**KENTUCKY-AMERICAN WATER COMPANY****Notes to Financial Statements****December 31, 2012 and 2011**(Dollars in thousands, except per share amounts)

---

**Note 14 (continued):**

The Company provided workspace for certain associates of AWW. Charges for direct costs and indirect overhead costs associated with these associates are billed to AWW on an at-cost, not for profit basis, which amounted to \$323 in 2012 and \$268 in 2011.

The Company had operating arrangements with American Anglian Environmental Technologies, L.P. ("AAET"), a subsidiary of AWW, through March 31, 2011, for the lease of granular activated carbon at one of the Company's water treatment plants. The Company paid

\$12 in 2011 to AAET under these arrangements. There were no payments made during 2012 under this arrangement.

The Company also purchased granular activated carbon from AAET under these arrangements. The Company paid \$154 in 2011 under these agreements. There were no payments made during 2012 under this arrangement.

The Company maintains a line of credit through AWCC. The Company also participates in AWCC's centralized treasury function whereby the Company transfers its cash to AWCC and the Company's checks are issued out of AWCC. Under this arrangement, available cash is used to pay-down the line of credit and issued checks increase the Company's line of credit balance. The Company paid AWCC fees, including debt issuance cost, of \$124 in 2012 and \$42 in 2011 and interest expense on borrowings of \$57 in 2012 and \$73 in 2011. Interest expense on long-term debt due to AWCC, net of capitalized amount, was \$9,806 in 2012 and \$8,960 in 2011.

Accrued interest on the accompanying Balance Sheet included interest due to AWCC of \$1,681 and \$1,582 as of December 31, 2012 and 2011, respectively.

The Company pays dividends to AWW on a periodic basis. The amount of the dividend is based on a percentage of net income adjusted for certain items.

**Note 15: Fair Values of Financial Instruments**

The following methods and assumptions were used by the Company in estimating its fair value disclosures for financial instruments:

*Current assets and current liabilities:* The carrying amounts reported in the Balance Sheets for current assets and current liabilities approximate their fair values.

*Preferred stock with mandatory redemption requirements and long-term debt:* The fair values of preferred stock with mandatory redemption requirements and long-term debt are determined by a valuation model which is based on a conventional discounted cash flow

**KENTUCKY-AMERICAN WATER COMPANY****Notes to Financial Statements****December 31, 2012 and 2011**

(Dollars in thousands, except per share amounts)

**Note 15 (continued):**

methodology and utilizes assumptions of current market rates. As a majority of the Company's debts do not trade in active markets, the Company calculated a base yield curve using a risk-free rate (a U.S. Treasury securities yield curve) plus a credit spread that is based on the following two factors: an average of AWW's own publicly-traded debt securities and the current market

rates for U.S. Utility BBB+ debt securities. The Company used these yield curve assumptions to derive a base yield and then adjusted the base yield for specific features of the debt securities of call features, coupon tax treatment and collateral.

The carrying amounts and fair values of the financial instruments are as follows:

	<u>Carrying Amount</u>	<u>At Fair Value as of December 31, 2012</u>			<u>Total</u>
		<u>Level 1</u>	<u>Level 2</u>	<u>Level 3</u>	
Preferred stock with mandatory redemption requirements	\$ 4,500			\$ 6,065	\$ 6,065
Long-term debt (excluding capital lease obligations)	\$ 187,890	\$ 82,209		\$ 142,251	\$ 224,460
			<u>Carrying Amount</u>	<u>Fair Value</u>	
<u>As of December 31, 2011</u>					
Preferred stock with mandatory redemption requirements			\$ 4,500	\$ 5,656	
Long-term debt (excluding capital lease obligations)			\$ 187,890	\$ 225,043	

**Fair Value Measurements**

To increase consistency and comparability in fair value measurements, FASB guidance establishes a fair value hierarchy that prioritizes the inputs to valuation techniques used to measure fair value into three levels as follows:

- Level 1 – quoted prices (unadjusted) in active markets for identical assets or liabilities that the Company has the ability to access as of the reporting date.

Financial assets and liabilities utilizing Level 1 inputs include active exchange-traded equity securities, exchange-based derivatives, mutual funds, and money market funds.

- Level 2 – inputs other than quoted prices included within Level 1 that are directly observable for the asset or liability or indirectly observable through corroboration

**KENTUCKY-AMERICAN WATER COMPANY****Notes to Financial Statements****December 31, 2012 and 2011**(Dollars in thousands, except per share amounts)

---

**Note 15 (continued):**

with observable market data. Financial assets and liabilities utilizing Level 2 inputs include fixed income securities, non-exchanged-based derivatives, commingled investment funds not subject to purchase, and sale restrictions and fair-value hedges.

- Level 3 –unobservable inputs, such as internally-developed pricing models for the asset or liability due to little or no market activity for the asset or liability. Financial assets and liabilities utilizing Level 3 inputs include infrequently-traded non-exchange-based derivatives and commingled investment funds subject to purchase and sale restrictions.

*Recurring Fair Value Measurements*

As of December 31, 2012 and 2011, the Company had no assets or liabilities measured and recorded at fair value on a recurring basis.

**Note 16: Operating Lease**

The Company has entered into operating leases involving certain facilities and equipment. Rental expenses under operating leases were \$69 in 2012 and \$34 in 2011. The operating leases for equipment expire in 2013 through 2015.

At December 31, 2012, the minimum annual future rental commitments under operating leases that have initial or remaining non-cancelable lease terms in excess of one year are \$18 in 2013, \$12 in 2014, \$3 in 2015, \$1 in 2016 and 2017 and \$26 thereafter.

**Note 17: Commitments and Contingencies**

Commitments have been made in connection with certain construction programs. The estimated capital expenditures required under legally binding contractual obligations amounted to \$2,557 at December 31, 2012.

The Company has entered into certain service agreements in excess of one year duration. As of December 31, 2012 the future annual commitments under these agreements are estimated to be \$91 in 2013 through 2016, \$30 in 2017 with none thereafter.

The Company is also routinely involved in legal actions incident to the normal conduct of its business. For certain matters, the Company is unable to estimate possible losses. The Company believes that damages or settlements, if any, recovered by plaintiffs in such claims or actions will not have a material adverse effect on the Company's results of operations, financial position or cash flows.

**KENTUCKY-AMERICAN WATER COMPANY**

**Notes to Financial Statements**

**December 31, 2012 and 2011**

(Dollars in thousands, except per share amounts)

---

**Note 18: Subsequent Events**

The Company performed an evaluation of subsequent events for the accompanying financial statements through March 21, 2013, the date this report was issued, to determine whether the circumstances warranted recognition and disclosure of those events or transactions in the financial statements as of December 31, 2012.

**KENTUCKY-AMERICAN WATER COMPANY**  
**CASE NO. 2012-00520**  
**ATTORNEY GENERAL'S FIRST REQUEST FOR INFORMATION**

---

**Witness:**      **Linda C. Bridwell/Gary M. VerDouw**

31.      CC – Reference: Cost of Capital. Please provide the SEC 10-k reports for AWWC and KAWC for 2011 and 2012. If the 2012 10-k is not yet available, please provide it when it becomes available.

**Response:**

Please see the attached 10-K filings for 2010 and 2011. 2012 should be available on March 15, 2012. Please reference Item 29 of this same data request which has the audited statements for KAWC. KAWC does not have SEC 10-k reporting requirements.

**Supplemental Response:**

Please see the attached 2012 10-K filing for American Water Works Company. KAWC does not have SEC 10-K reporting requirements.



[Table of Contents](#)

**UNITED STATES**  
**SECURITIES AND EXCHANGE COMMISSION**  
 Washington, D.C. 20549

**FORM 10-K**

ANNUAL REPORT PURSUANT TO SECTION 13 OR 15(d) OF THE SECURITIES EXCHANGE ACT OF 1934  
 For the fiscal year ended December 31, 2012

OR

TRANSITION REPORT PURSUANT TO SECTION 13 OR 15(d) OF THE SECURITIES EXCHANGE ACT OF 1934  
 For the transition period from \_\_\_\_\_ to \_\_\_\_\_  
 Commission file: number 001-34028

**AMERICAN WATER WORKS COMPANY, INC.**

(Exact name of registrant as specified in its charter)

**Delaware**

(State or other jurisdiction of  
incorporation or organization)

**1025 Laurel Oak Road, Voorhees, NJ**

(Address of principal executive offices)

**51-0063696**

(I.R.S. Employer  
Identification No.)

**08043**

(Zip Code)

**(856) 346-8200**

(Registrant's telephone number, including area code)

**Securities registered pursuant to Section 12(b) of the Act:**

Title of each class	Name of each exchange on which registered
Common stock, par value \$0.01 per share	New York Stock Exchange, Inc.

**Securities registered pursuant to Section 12(g) of the Act:**

**None.**

Indicate by check mark if the registrant is a well-known seasoned issuer, as defined in Rule 405 of the Securities Act. Yes  No

Indicate by check mark if the registrant is not required to file reports pursuant to Section 13 or Section 15(d) of the Act. Yes  No

Indicate by check mark whether the registrant (1) has filed all reports required to be filed by Section 13 or 15(d) of the Securities Exchange Act of 1934 during the preceding 12 months (or for such shorter period that the registrant was required to file such reports), and (2) has been subject to such filing requirements for the past 90 days. Yes  No

Indicate by check mark whether the registrant has submitted electronically and posted on its corporate Web site, if any, every Interactive Data File required to be submitted and posted pursuant to Rule 405 of Regulation S-T (§ 232.405 of this chapter) during the preceding 12 months (or for such shorter period that the registrant was required to submit and post such files). Yes  No

Indicate by check mark if disclosure of delinquent filers pursuant to Item 405 of Regulation S-K is not contained herein, and will not be contained, to the best of registrant's knowledge, in definitive proxy or information statements incorporated by reference in Part III of this Form 10-K or any amendment to this Form 10-K.

Indicate by check mark whether the registrant is a large accelerated filer, an accelerated filer, a non-accelerated filer or a smaller reporting company. See the definitions of "large accelerated filer," "accelerated filer" and "small reporting company" in Rule 12(b)-2 of the Exchange Act.:

Large accelerated filer	<input checked="" type="checkbox"/>	Accelerated filer	<input type="checkbox"/>
Non-accelerated filer	<input type="checkbox"/>	Small reporting company	<input type="checkbox"/>

Indicate by check mark whether the registrant is a shell company (as defined in Rule 12b-2 of the Act). Yes  No

State the aggregate market value of the voting and non-voting common equity held by non-affiliates computed by reference to the price at which the common equity was last sold, or the average bid and asked price of such common equity, as of the last business day of the registrant's most recently completed second fiscal quarter.

Common Stock, \$0.01 par value—\$6,044,158,656 as of June 30, 2012.

Indicate the number of shares outstanding of each of the registrant's classes of common stock as of the latest practicable date.

Common Stock, \$0.01 par value per share—177,409,722 shares, as of February 21, 2013.

**DOCUMENTS INCORPORATED BY REFERENCE**

(1) Portions of the Company's Proxy Statement for the Company's 2013 Annual Meeting of Stockholders are incorporated by reference into Part III of this report.

[Table of Contents](#)

## TABLE OF CONTENTS

	<u>Page</u>
<a href="#">Forward-Looking Statements</a>	1
Part I	
Item 1. <a href="#">Business</a>	2
Item 1A. <a href="#">Risk Factors</a>	20
Item 1B. <a href="#">Unresolved Staff Comments</a>	34
Item 2. <a href="#">Properties</a>	34
Item 3. <a href="#">Legal Proceedings</a>	34
Item 4. <a href="#">Mine Safety Disclosures</a>	39
Part II	
Item 5. <a href="#">Market For Registrant’s Common Equity, Related Stockholder Matters and Issuer Purchases of Equity Securities</a>	40
Item 6. <a href="#">Selected Financial Data</a>	40
Item 7. <a href="#">Management’s Discussion and Analysis of Financial Condition and Results of Operations</a>	42
Item 7A. <a href="#">Quantitative and Qualitative Disclosures About Market Risk</a>	81
Item 8. <a href="#">Financial Statements and Supplementary Data</a>	83
Item 9. <a href="#">Changes in and Disagreements with Accountants on Accounting and Financial Disclosure</a>	133
Item 9A. <a href="#">Controls and Procedures</a>	133
Item 9B. <a href="#">Other Information</a>	134
Part III	
Item 10. <a href="#">Directors, Executive Officers and Corporate Governance</a>	135
Item 11. <a href="#">Executive Compensation</a>	139
Item 12. <a href="#">Security Ownership of Certain Beneficial Owners and Management and Related Stockholder Matters</a>	139
Item 13. <a href="#">Certain Relationships and Related Transactions and Director Independence</a>	139
Item 14. <a href="#">Principal Accountant Fees and Services</a>	139
Part IV	
Item 15. <a href="#">Exhibits and Financial Statement Schedules</a>	139
<a href="#">Signatures</a>	140
<a href="#">Exhibit Index</a>	141

[Table of Contents](#)**FORWARD-LOOKING STATEMENTS**

We have made statements under the captions “Business,” “Risk Factors,” “Management’s Discussion and Analysis of Financial Condition and Results of Operations,” and in other sections of this Annual Report on Form 10-K (“Form 10-K”), or incorporated certain statements by reference into this Form 10-K, that are forward-looking statements within the meaning of Section 27A of the Securities Act of 1933 and the Private Securities Litigation Reform Act of 1995. In some cases, these forward-looking statements can be identified by words with prospective meanings such as “intend,” “plan,” “estimate,” “believe,” “anticipate,” “expect,” “predict,” “project,” “forecast,” “outlook,” “future,” “potential,” “continue,” “may,” “can,” “should” and “could” and similar expressions. Forward-looking statements may relate to, among other things, our future financial performance, including our operations and maintenance (“O&M”) efficiency ratio, our growth and portfolio optimization strategies, our projected capital expenditures and related funding requirements, our ability to repay debt, our ability to finance current operations and growth initiatives, the impact of legal proceedings and potential fines and penalties, business process and technology improvement initiatives, trends in our industry, regulatory or legal developments or rate adjustments, including rate case filings, filings for infrastructure surcharges and filings to address regulatory lag.

Forward-looking statements are predictions based on our current expectations and assumptions regarding future events. They are not guarantees of any outcomes, financial results or levels of performance and you are cautioned not to place undue reliance upon them. These forward-looking statements are subject to a number of risks and uncertainties, and new risks and uncertainties of which we are not currently aware or which we do not currently perceive may arise in the future from time to time. Should any of these risks or uncertainties materialize, or should any of our expectations or assumptions prove incorrect, then our results may vary materially from those discussed in the forward-looking statements herein. Factors that could cause actual results to differ from those discussed in forward-looking statements include, but are not limited to, the factors discussed under the caption “Risk Factors” and the following factors:

- the decisions of governmental and regulatory bodies, including decisions to raise or lower rates;
- the timeliness of regulatory commissions’ actions concerning rates;
- changes in customer demand for, and patterns of use of, water, such as may result from conservation efforts;
- changes in laws, governmental regulations and policies, including environmental, health and water quality and public utility regulations and policies;
- weather conditions, patterns or events, including drought or abnormally high rainfall, strong winds and coastal and intercoastal flooding;
- our ability to affect significant changes to our business processes and corresponding technology;
- our ability to appropriately maintain current infrastructure and manage expansion of our business;
- our ability to obtain permits and other approvals for projects;
- changes in our capital requirements;
- our ability to control operating expenses and to achieve efficiencies in our operations;
- our ability to obtain adequate and cost-effective supplies of chemicals, electricity, fuel, water and other raw materials that are needed for our operations;
- our ability to successfully acquire and integrate water and wastewater systems that are complementary to our operations and the growth of our business or dispose of assets or lines of business that are not complementary to our operations and the growth of our business;
- cost overruns relating to improvements or the expansion of our operations;
- changes in general economic, business and financial market conditions;

[Table of Contents](#)

- access to sufficient capital on satisfactory terms;
- fluctuations in interest rates;
- restrictive covenants in or changes to the credit ratings on our current or future debt that could increase our financing costs or affect our ability to borrow, make payments on debt or pay dividends;
- fluctuations in the value of benefit plan assets and liabilities that could increase our cost and funding requirements;
- our ability to utilize our U.S. and state net operating loss carryforwards;
- migration of customers into or out of our service territories;
- difficulty in obtaining insurance at acceptable rates and on acceptable terms and conditions;
- the incurrence of impairment charges;
- labor actions, including work stoppages;
- ability to retain and attract qualified employees; and
- civil disturbance, or terrorist threats or acts or public apprehension about future disturbances or terrorist threats or acts.

Any forward-looking statements we make, speak only as of the date of this Form 10-K. Except as required by law, we do not have any obligation, and we specifically disclaim any undertaking or intention, to publicly update or revise any forward-looking statements, whether as a result of new information, future events, changed circumstances or otherwise.

## PART I

### ITEM 1. BUSINESS

#### Our Company

American Water Works Company, Inc., (the “Company”), a Delaware corporation, is the most geographically diversified, as well as the largest publicly-traded, United States water and wastewater utility company, as measured by both operating revenue and population served. As a holding company, we conduct substantially all of our business operations through our subsidiaries. Our approximately 6,700 employees provide an estimated 14 million people with drinking water, wastewater and other water-related services in over 30 states and two Canadian provinces.

In 2012, our on-going operations generated \$2,876.9 million in total operating revenue and \$374.3 million in income from continuing operations. In 2011, our on-going operations generated \$2,666.2 million in total operating revenue and \$304.9 million in income from continuing operations.

We have two operating segments that are also the Company’s two reportable segments: the Regulated Businesses and the Market-Based Operations. For further details on our segments, see Note 20 of the Consolidated Financial Statements.

For 2012, our Regulated Businesses segment generated \$2,564.4 million in operating revenue, which accounted for 89.1% of our total consolidated operating revenue. For the same period, our Market-Based Operations segment generated \$330.3 million in operating revenue, which accounted for 11.5% of total consolidated operating revenue.

During 2011, we either sold or announced the sale of assets or stock of certain of our regulated and market-based subsidiaries as outlined in “Our Regulated Businesses” and “Our Market-Based Operation” discussions below. As such, these subsidiaries have been presented as discontinued operations for all periods presented, and are not included in the discussions below unless otherwise noted. See Note 3 to Consolidated Financial Statements for further details on our discontinued operations.

[Table of Contents](#)

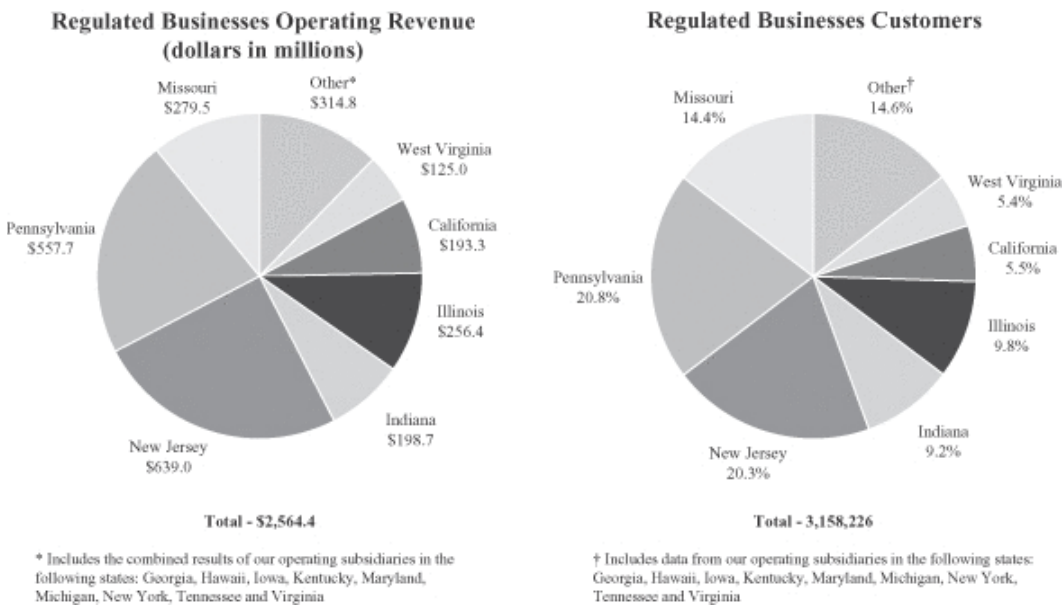
For additional financial information, please see the financial statements and related notes thereto appearing elsewhere in this Form 10-K.

**Regulated Businesses Overview**

Our primary business involves the ownership of subsidiaries that provide water and wastewater utility services to residential, commercial, industrial and other customers, including sale for resale and public authority customers. Our subsidiaries that provide these services are generally subject to economic regulation by certain state commissions or other entities engaged in economic regulation, hereafter referred to as "PUCs," in the states in which they operate. The federal government and the states also regulate environmental, health and safety, and water quality matters. We report the results of our primary business in the Regulated Businesses segment.

As noted above, for 2012, operating revenue for our Regulated Businesses segment was \$2,564.4 million, accounting for 89.1% of total consolidated operating revenue for the same period. Regulated Businesses segment operating revenues were \$2,368.9 million for 2011 and \$2,285.7 million for 2010, accounting for 88.8% and 89.5%, respectively, of total operating revenues for the same periods.

The following charts set forth operating revenue for 2012 and customers as of December 31, 2012, for the states in which our Regulated Businesses provide services:

**Market-Based Operations Overview**

We also provide services that are not subject to economic regulation by state PUCs through our Market-Based Operations. Our Market-Based Operations include three lines of business:

- Contract Operations Group, which enters into contracts to operate and maintain water and wastewater facilities mainly for the United States military, municipalities, and the food and beverage industry;

[Table of Contents](#)

- Homeowner Services Group, which provides services to domestic homeowners and smaller commercial establishments to protect against the cost of repairing broken or leaking water pipes and clogged or blocked sewer pipes inside and outside their accommodations; and
- Terratec Environmental Ltd., which we refer to as Terratec, which primarily provides biosolids management, transport and disposal services to municipal and industrial customers.

For 2012, operating revenue for our Market-Based Operations was \$330.3 million, accounting for 11.5% of total operating revenue for the same period. The Market-Based Operations' operating revenue was \$327.8 million for 2011 and \$294.7 million for 2010, accounting for 12.3% and 11.5%, respectively, of total operating revenues for the same periods.

## **Our Industry**

### ***Overview***

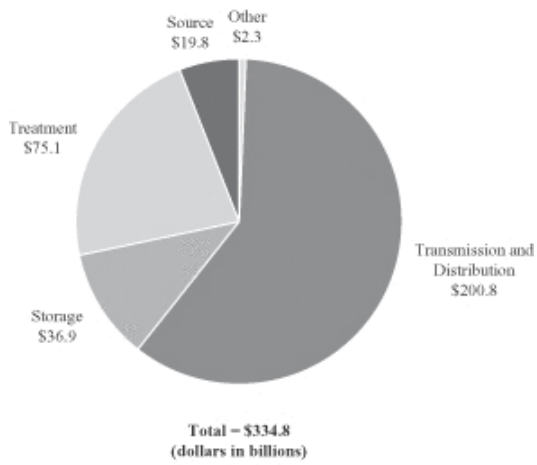
The United States water and wastewater industry has two main sectors (i) utility ownership, which involves supplying water and wastewater services to consumers; and (ii) general services, which involves providing water and wastewater related services to water and wastewater utilities and other customers on a contract basis.

The utility sector includes investor-owned as well as municipal systems that are owned and operated by local governments or governmental subdivisions. The Environmental Protection Agency ("EPA") estimates that government-owned systems make up the vast majority of the United States water and wastewater utility segment, accounting for approximately 84% of all United States community water systems and approximately 98% of all United States community wastewater systems. Investor-owned water and wastewater systems account for the remainder of the United States water and wastewater community water systems. Growth of service providers in the investor-owned regulated utility sector is achieved through organic growth within a franchise area, the provision of bulk water service to other community water systems and/or acquisitions, including small water and wastewater systems, typically serving fewer than 10,000 customers that are in close geographic proximity to already established regulated operations, which we herein refer to as "tuck-ins."

The utility sector is characterized by high barriers to entry, given the capital intensive nature of the industry. The aging water and wastewater infrastructure in the United States is in constant need of modernization and replacement. Increased regulations to improve water quality and the management of water and wastewater residuals' discharges, which began with passage of the Clean Water Act in 1972 and the Safe Drinking Water Act in 1974, have been among the primary drivers of the need for modernization. The EPA estimated that approximately \$335 billion of capital spending would be necessary between 2007 and 2026 to replace aging infrastructure and to comply with standards to ensure quality water systems across the United States. Also, in 2007 the EPA estimated that approximately \$390 billion of capital spending would be necessary over the next 20 years to replace aging infrastructure and ensure quality wastewater systems across the United States. In addition, the 2011 American Society of Civil Engineers' report, Failure to Act: The Economic Impact of Current Investment Trends in Water and Wastewater Treatment Infrastructure estimates that as investment needs continue to escalate and current funding trends continue to fall short of the needs, it will likely result in unreliable water service and wastewater treatment. According to the report, this can result in water disruptions, impediments to emergency response, and damage to other types of infrastructure such as roads and bridges, as well as water shortages (from failing infrastructure and drought) that may result in unsanitary conditions and increase the likelihood of public health issues.

[Table of Contents](#)

The following chart sets forth estimated capital expenditure needs from 2007 through 2026 for United States water systems:



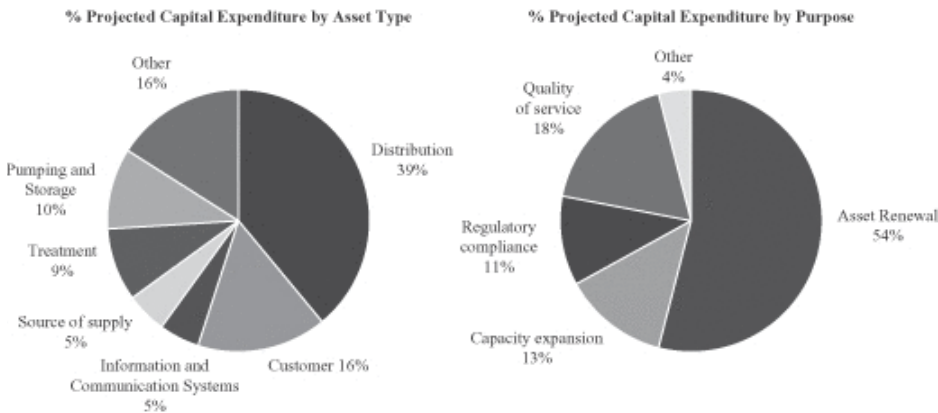
Note: Numbers may not total due to rounding

Source: U.S. Environmental Protection Agency's 2007

Drinking Water Infrastructure Needs Survey & Assessment

[Table of Contents](#)

Over the next several years, we estimate that Company-funded capital investment for our operations will range between \$800 million and \$1 billion per year. Our capital investment includes both infrastructure renewal programs, where we replace existing infrastructure, as needed, and construction of facilities to meet environmental requirements and new customer growth. The charts below set forth our estimated percentage of projected capital expenditures by asset type and purpose of investment, respectively:



Investor-owned water and wastewater utilities generally require regulatory approval processes in order to do business, which may involve obtaining relevant operating approvals, including certificates of public convenience and necessity (or similar authorizations) from state PUCs. Investor-owned water and wastewater systems are generally subject to economic regulation by the state PUCs in the states in which they operate. The federal government and the states also regulate environmental, health and safety and water quality matters for both investor-owned and government-owned water and wastewater utilities.

The general services sector includes engineering and consulting companies and numerous other fee-for-service businesses. These include building and operating water and wastewater utility systems, system repair services, lab services, sale of water infrastructure and distribution products (such as pipes) and other specialized services. The general services segment is characterized by aggressive competition and market-driven growth and profit margins.

According to the EPA, the utility segment of the United States water and wastewater industry is highly fragmented, with approximately 54,000 community water systems and approximately 15,000 community wastewater facilities. Over half of the approximately 54,000 community water systems are very small, serving a population of 500 or less.

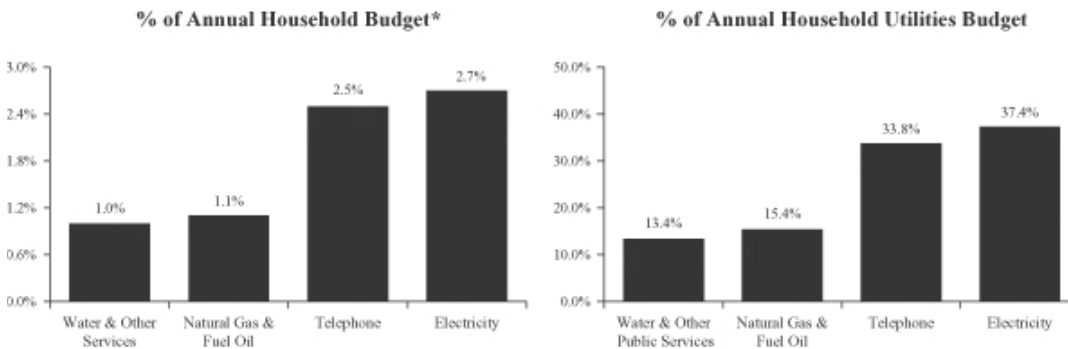
This large number of relatively small, fragmented water systems as well as fragmented wastewater facilities may result in inefficiencies in the marketplace, since such utilities may not have the operating expertise, financial and technological capability or economies of scale to provide services or raise capital as efficiently as larger utilities. Larger utilities that have greater access to capital are generally more capable of making mandated and other necessary infrastructure upgrades to both water and wastewater systems. In addition, water and wastewater utilities with large customer bases, spread across broad geographic regions, may more easily absorb the impact of significant variations in precipitation and temperatures, such as droughts, excessive rain and cool temperatures in specific areas. Larger utilities generally are able to spread support services over a larger customer base, thereby reducing the costs to serve each customer. Since many administrative and support activities can be efficiently centralized to gain economies of scale, companies that participate in industry consolidation have the potential to improve operating efficiencies, lower costs per unit and improve service at the same time.



[Table of Contents](#)**Water and Wastewater Rates**

Investor-owned water and wastewater utilities generate operating revenue from customers based on rates that are generally established by state PUCs through a rate-setting process that may include public hearings, evidentiary hearings and the submission by the utility of evidence and testimony in support of the requested level of rates. In evaluating a rate case, state PUCs typically focus on six areas: (i) the amount and prudence of investment in facilities considered “used and useful” in providing public service; (ii) the operating and maintenance costs and taxes associated with providing the service (typically by making reference to a representative 12-month period of time, known as a test year); (iii) the appropriate rate of return; (iv) revenue produced by existing rates; (v) the tariff or rate design that allocates operating revenue requirements across the customer base; and (vi) the quality of service the utility provides, including issues raised by customers.

Water and wastewater rates in the United States are among the lowest for developed countries; and for most U.S. consumers, water and wastewater bills make up a relatively small percentage of household expenditures compared to other utility services. The following chart sets forth the relative cost of water and other public services, including trash and garbage collection and sewer maintenance, in the United States as a percentage of total household utility expenditures:



\* Source: Bureau of Labor Statistics-Consumer Expenditures Survey, 2011 (assumes four person household).

**Our Regulated Businesses**

Our Regulated Businesses, which consist of locally managed utility subsidiaries that generally are economically regulated by the states in which they operate, accounted for \$2,564.4 million or 89.1% of our consolidated operating revenue in 2012. Our Regulated Businesses provide a high degree of financial stability because (i) high barriers to entry provide certain protections from competitive pressures; (ii) economic regulation promotes predictability in financial planning and long-term performance through the rate-setting process; and (iii) our large customer base.

During 2012, we continued to execute our plan for optimizing our Regulated Businesses’ portfolio. In January 2012, we completed the sale of all of our stock in our water and wastewater operating companies located in Arizona and New Mexico. On May 1, 2012, we completed the sale of our eight regulated water systems and one wastewater system in Ohio. Ohio American Water served approximately 58,000 customers. Also, on May 1, 2012, we completed the purchase of seven regulated water systems in New York. This acquisition added approximately 50,000 customers to our New York regulated operations.

In May 2011, we completed the acquisition of 11 regulated water systems and 48 wastewater systems in Missouri and in June 2011, we completed the sale of the assets of our Texas regulated subsidiary. The Missouri acquisition added approximately 1,700 water customers and nearly 2,000 wastewater customers. The Texas assets served approximately 4,200 water and 1,100 wastewater customers in the greater Houston metropolitan area.

[Table of Contents](#)

As noted above, as a result of these sales, these regulated subsidiaries are presented as discontinued operations for all periods presented. Therefore, the amounts, statistics and tables presented in this section refer only to on-going operations, unless otherwise noted.

The following table sets forth our Regulated Businesses operating revenue for 2012 and number of customers from continuing operations as well as an estimate of population served as of December 31, 2012:

	Operating Revenues (in millions)	% of Total	Number of Customers	% of Total	Estimated Population Served (in millions)	% of Total
New Jersey	\$ 639.0	24.9%	639,838	20.3%	2.5	21.9%
Pennsylvania	557.7	21.7%	658,153	20.8%	2.2	19.3%
Missouri	279.5	10.9%	455,730	14.4%	1.5	13.2%
Illinois(a)	256.4	10.0%	308,014	9.8%	1.2	10.5%
Indiana	198.7	7.8%	289,068	9.2%	1.2	10.5%
California	193.3	7.5%	174,188	5.5%	0.6	5.3%
West Virginia(b)	125.0	4.9%	172,159	5.4%	0.6	5.3%
Subtotal (Top Seven States)	2,249.6	87.7%	2,697,150	85.4%	9.8	86.0%
Other(c)	314.8	12.3%	461,076	14.6%	1.6	14.0%
Total Regulated Businesses	<u>\$ 2,564.4</u>	<u>100.0%</u>	<u>3,158,226</u>	<u>100.0%</u>	<u>11.4</u>	<u>100.0%</u>

- (a) Includes Illinois-American Water Company, which we refer to as ILAWC and American Lake Water Company, also a regulated subsidiary in Illinois.  
(b) West Virginia-American Water Company, which we refer to as WVAWC, and its subsidiary Bluefield Valley Water Works Company.  
(c) Includes data from our operating subsidiaries in the following states: Georgia, Hawaii, Iowa, Kentucky, Maryland, Michigan, New York, Tennessee, and Virginia.

Approximately 87.7% of operating revenue from our Regulated Businesses in 2012 was generated from approximately 2.7 million customers in our seven largest states, as measured by operating revenues. In fiscal year 2012, no single customer accounted for more than 10% of our annual operating revenue.

#### **Overview of Networks, Facilities and Water Supply**

Our Regulated Businesses operate in approximately 1,500 communities in 16 states in the United States. Our primary operating assets include approximately 80 surface water treatment plants, 500 groundwater treatment plants, 1,000 groundwater wells, 100 wastewater treatment facilities, 1,200 treated water storage facilities, 1,300 pumping stations, 90 dams and 46,000 miles of mains and collection pipes. Our regulated utilities own substantially all of the assets used by our Regulated Businesses. We generally own the land and physical assets used to store, extract and treat source water. Typically, we do not own the water itself, which is held in public trust and is allocated to us through contracts and allocation rights granted by federal and state agencies or through the ownership of water rights pursuant to local law. Maintaining the reliability of our networks is a key activity of our Regulated Businesses. We have ongoing infrastructure renewal programs in all states in which our Regulated Businesses operate. These programs consist of both rehabilitation of existing mains and replacement of mains that have reached the end of their useful service lives.

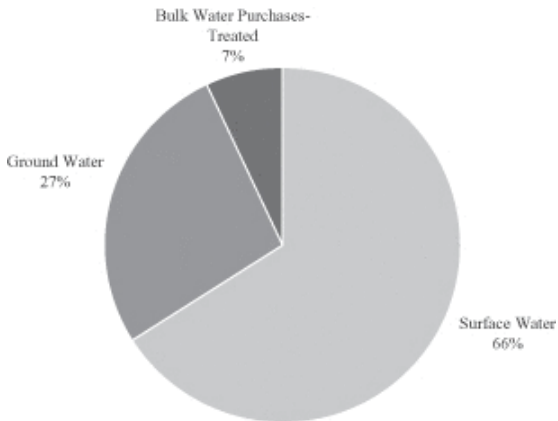
Our ability to meet the existing and future water demands of our customers depends on an adequate supply of water. Drought, governmental restrictions, overuse of sources of water, the protection of threatened species or habitats or other factors may limit the availability of ground and surface water. We employ a variety of measures to ensure that we have adequate sources of water supply, both in the short-term and over the long-term. The geographic diversity of our service areas tends to mitigate some of the economic effect of weather extremes we

[Table of Contents](#)

might encounter in any particular service territory. In any given summer, some areas are likely to experience drier than average weather while other areas we serve will experience wetter than average weather.

Our Regulated Businesses are dependent upon a defined source of water supply. Our Regulated Businesses obtain their water supply from surface water sources such as reservoirs, lakes, rivers and streams. In addition, we also obtain water from ground water sources, such as wells, and purchase water from other water suppliers.

The following chart sets forth the sources of water supply for our Regulated Businesses for 2012 by volume:



In our long-term planning, we evaluate quality, quantity, growth needs and alternate sources of water supply as well as transmission and distribution capacity. Sources of supply are seasonal in nature and weather conditions can have a pronounced effect on supply. In order to ensure that we have adequate sources of water supply, we use comprehensive planning processes and maintain contingency plans to minimize the potential impact on service through a wide range of weather fluctuations. In connection with supply planning for most surface or groundwater sources, we employ sophisticated models to determine safe yields under different rainfall and drought conditions. Surface and groundwater levels are routinely monitored so that supply capacity deficits may, to the extent possible, be predicted and mitigated through demand management and additional supply development.

The percentage of finished water supply by source type for our top seven states by Regulated Businesses revenues for 2012 is as follows:

	<u>Ground Water</u>	<u>Surface water</u>	<u>Purchased water</u>
New Jersey	21%	73%	6%
Pennsylvania	7%	92%	1%
Missouri(a)	13%	86%	1%
Illinois	35%	54%	11%
Indiana	56%	43%	1%
California(b)	67%	—	33%
West Virginia	—	100%	—

- (a) There are limitations in our Joplin service area where the projected source of water supply capacity is unable to meet projected peak demands under certain drought conditions. To manage this issue on the demand side, the water use of a large industrial customer can be restricted under an interruptible tariff. Additional wells have been and will be developed to address short-term supply deficiencies. Missouri-American Water Company is working with a consortium of agencies to determine a long-term supply solution for the Joplin, Missouri region.

[Table of Contents](#)

- (b) In Monterey, in order to augment our sources of water supply, we have implemented conservation rates and other programs to address demand and are utilizing aquifer storage and recovery facilities to store winter water for summer use. Additionally, in other areas, we are making arrangements to extend or expand our purchase of water from neighboring water providers.

The level of treatment we apply to the water varies significantly depending upon the quality of the water source and customer stipulations. Surface water sources, such as rivers, typically require significant treatment, while some groundwater sources, such as aquifers, require chemical treatment only. In addition, a small amount of treated water is purchased from neighboring water purveyors. Treated water is transported through our transmission and distribution network, which includes underground pipes, above ground storage facilities and numerous pumping facilities with the ultimate distribution of the treated water to the customers' premises.

We also have installed production meters to measure the water that we deliver to our distribution network. We employ a variety of methods of customer meter reading to monitor consumption; ranging from meters with mechanical registers where consumption is manually recorded by meter readers to meters with electronic registers capable of transmitting consumption data to proximity devices (touch read) or via radio frequency to mobile or fixed network data collectors. The majority of new meters are able to support future advances in electronic meter reading.

Wastewater services involve the collection of wastewater from customers' premises through sewer lines. The wastewater is then transported through a sewer network to a treatment facility, where it is treated to meet required effluent standards. The treated wastewater is finally returned to the environment as effluent, and the solid waste byproduct of the treatment process is disposed of in accordance with applicable standards and regulations.

**Customers**

We have a large and geographically diverse customer base in our Regulated Businesses. For the purposes of our Regulated Businesses, an active customer is defined as a connection to our water and/or wastewater networks. A customer with both water and wastewater would count as two customers. Also, as in the case of apartment complexes, businesses and many homes, multiple individuals may be served by a single connection.

Residential customers make up the majority of our customer base in all of the states in which we operate. In 2012, residential customers accounted for 91.2% of the customers and 59.6% of the operating revenue of our Regulated Businesses. We also serve commercial customers, such as shops and businesses; industrial customers, such as large-scale manufacturing and production operations; and public authorities, such as government buildings and other public sector facilities, including schools. We also supply water to public fire hydrants for firefighting purposes, to private fire customers for use in fire suppression systems in office buildings and other facilities as well as providing bulk water supplies to other water utilities for distribution to their own customers.

The following table sets forth the number of water and wastewater customers (by customer class) for our Regulated Businesses as of December 31, 2012, 2011, and 2010:

	December 31.					
	2012		2011		2010	
	Water	Wastewater	Water	Wastewater	Water	Wastewater
Residential	2,783,354	95,576	2,730,524	95,092	2,728,205	93,156
Commercial	218,988	5,477	216,415	5,462	216,967	5,355
Industrial	3,894	12	3,885	13	4,033	13
Private fire	34,858	10	33,887	10	33,610	11
Public authority & other	15,844	213	15,818	199	15,436	197
Total	<u>3,056,938</u>	<u>101,288</u>	<u>3,000,529</u>	<u>100,776</u>	<u>2,998,251</u>	<u>98,732</u>

[Table of Contents](#)

The following table sets forth water services operating revenue by customer class and wastewater services operating revenue, excluding other revenues, for our Regulated Businesses for 2012, 2011, and 2010:

	Year Ended December 31,		
	2012	2011	2010
	(in millions)		
<b>Water service</b>			
Residential	\$ 1,468.6	\$ 1,339.4	\$ 1,300.2
Commercial	518.3	474.2	457.0
Industrial	128.4	116.0	110.2
Public and other	328.4	323.0	314.1
Total water services	\$ 2,443.7	\$ 2,252.6	\$ 2,181.5
<b>Wastewater services</b>	78.2	76.3	69.0
Total	\$ 2,521.9	\$ 2,328.9	\$ 2,250.5

The vast majority of our regulated water customers are metered, which allows us to measure and bill for our customers' water consumption, typically on a monthly basis. Our wastewater customers are billed either on a fixed charge basis or based on their water consumption.

Customer usage of water is affected by weather conditions, particularly during the summer. Our water systems generally experience higher demand in the summer due to the warmer temperatures and increased usage by customers for lawn irrigation and other outdoor uses. Summer weather that is cooler and wetter than average generally serves to suppress customer water demand and can reduce water operating revenue and operating income. Summer weather that is hotter and drier than average generally increases operating revenues and operating income. However, when weather conditions are extremely dry and even if our water supplies are sufficient to serve our customers, our systems may be affected by drought-related warnings and/or water usage restrictions imposed by governmental agencies, thereby reducing customer demand and operating revenue. These restrictions may be imposed at a regional or state level and may affect our service areas, regardless of our readiness to meet unrestricted customer demands. Other factors affecting our customers' usage of water include conservation initiatives, such as the use of more efficient household fixtures and appliances among residential consumers; declining household sizes in the United States; and deterioration in the economy and credit markets which could have an adverse impact on our industrial and commercial customers' operational and financial performance.

Customer growth in our Regulated Businesses is driven by (i) organic population growth in our authorized service areas; (ii) adding new customers to our regulated customer base by acquiring water and/or wastewater utility systems; and (iii) the sale of water to other community water systems. Generally, we add customers through tuck-ins of small water and/or wastewater systems, typically serving fewer than 10,000 customers, in close geographic proximity to areas where we operate our Regulated Businesses. We will continue to acquire water and wastewater utilities through tuck-ins. The proximity of tuck-in opportunities to our regulated footprint allows us to integrate and manage the acquired systems and operations using our existing management and to achieve efficiencies. Historically, pursuing tuck-ins has been a fundamental part of our growth strategy. We intend to continue to expand our regulated footprint geographically by acquiring water and wastewater systems in our existing markets and, if appropriate, certain markets in the United States where we do not operate our Regulated Businesses. We will also selectively seek larger acquisitions that allow us to acquire multiple water and wastewater utility systems in our existing and new markets. Before entering new regulated markets, we will evaluate the regulatory environment to ensure that we will have the opportunity to achieve an appropriate rate of return on our investment while maintaining our high standards for quality, reliability and compliance with environmental, health and safety and water quality standards.

### **Supplies**

Our water and wastewater operations require an uninterrupted supply of chemicals, energy and fuel, as well as maintenance material and other critical inputs. Many of these inputs are subject to short-term price volatility.

[Table of Contents](#)

Short-term price volatility is partially mitigated through existing procurement contracts, current supplier continuity plans, and the regulatory rate setting process.

Because of our geographic diversity, we maintain relationships with many chemical, equipment and service suppliers in the marketplace, and we do not rely on any single entity for a material amount of our supplies. We also employ a strategic sourcing process intended to ensure reliability in supply and long-term cost effectiveness. As a result of this process and our strong relationships with suppliers, we are able to mitigate interruptions in the delivery of the products and services that are critical to our operations.

We typically have a combination of standby power generation or dual electric service feeds at key facilities, multiple water production facilities, emergency interconnections with adjacent water systems and finished water storage that keep our operations running in the event of a temporary loss of our primary energy supplies.

**Regulation****Economic Regulation**

Our Regulated Businesses are generally subject to extensive economic regulation by their respective PUCs. The term “economic regulation” is intended to indicate that these state PUCs regulate the economic aspects of service to the public but do not generally establish water quality standards, which are typically set by the EPA and/or state environmental authorities. State PUCs have broad authority to regulate many of the economic and service aspects of the utilities. For example, state PUCs often issue certificates of public convenience and necessity (or similar authorizations) that may be required for a company to provide service in specific areas. They also approve the rates and conditions under which service is provided and have extensive authority to establish rules and regulations under which the utilities operate. Specific authority might differ from state to state, but in most states PUCs approve rates, accounting treatments, long-term financing programs, significant capital expenditures and plant additions, transactions and relationships between the regulated subsidiary and affiliated entities, reorganizations, mergers and acquisitions. In many instances, approvals are required prior to the transaction. Regulatory policies not only vary from state to state, but can change over time as well. These policies will affect the timing as well as the extent of recovery of expenses and the realized return on invested capital. Our results of operations are significantly affected by rates authorized by the PUCs in the states in which we operate, and we are subject to risks and uncertainties associated with rate case delays or inadequate rate recovery.

Economic regulation of utilities involves many competing, and occasionally conflicting, public interests and policy goals. The primary responsibility of PUCs is to promote the overall public interest by balancing the interests of customers and the utility. Although the specific approach to economic regulation varies, certain general principles are consistent across the states in which our regulated subsidiaries operate. For example, based on certain legal and regulatory principles, utilities are entitled to recover, through rates charged to customers, prudent and reasonable operating costs as well as an opportunity to earn an appropriate return on and recovery of prudent, used and useful capital investment necessary to provide service to customers. PUCs will also generally accord a utility the right to serve specific areas and will also provide investor-owned utilities with limited protection from competition because the requirement of an investor-owned utility to operate pursuant to a certificate of public convenience and necessity (or similar authorizations) typically prevents other investor-owned utilities from competing with it in the authorized area. In return, the utility undertakes the obligation to provide reliable service without unreasonable discrimination to all customers within the authorized area.

Our operating revenue is typically determined by reference to a volumetric charge based on consumption and a base fee component set by a tariff approved by the PUC. The process to obtain approval for a change in rates generally involves filing a petition or “rate case” by the utility with the PUC on a periodic basis as determined by the need to recover capital expenditures, reduced consumption, increased operating costs or the utility determines that its current authorized return is not sufficient, given current market conditions, to provide a reasonable return on investment. A PUC may also initiate a rate proceeding or investigation if it believes a utility

[Table of Contents](#)

may be earning in excess of its authorized rate of return or other issues exist, which justify a review, PUCs may also impose other conditions on the content and timing of filings designed to affect rates. Rate cases often involve a lengthy administrative process that can be costly. The utility, the state PUC staff, consumer advocates, and other customers and interveners, who may participate in the process, generally submit testimony and supporting financial data from a twelve month period of time, known as the “test year.” State statutes and PUC rules and precedent usually determine whether the test year should be based on a historical period, a historical period adjusted for certain “known and measurable” changes or forecasted data. The majority of our states require the test year to be based on a historical period adjusted for certain known and measurable changes. The evidence is presented in public hearings held in connection with the rate case, which are economic and service quality fact-finding in nature, and are typically conducted in a trial-like setting before the PUC or an administrative law judge. During the process, the utility is required to provide PUC staff and interveners with all relevant information they may request concerning the utility’s operations, costs and investments. The decision of the PUC should be based on the evidence presented at the hearing.

Some state PUCs are more restrictive than others with regard to the types of expenses and investments that may be recovered in rates as well as with regard to the transparency of their rate-making processes and how they reach their final rate determinations. However, in evaluating a rate case, state PUCs typically focus on a number of areas, including, the amount and prudence of investment in facilities; operating and maintenance expenses and taxes; the appropriate cost of capital and equity return; revenues or consumption at current and expected levels; allocation of the revenue requirements among customer classes; service quality and issues raised by customers.

Failure of the PUCs to recognize reasonable and prudent operating and capital costs can result in the inability of the utility to earn the allowed return and can have a significant impact on the operations and earnings of our Regulated Businesses. Rate cases and other rate-related proceedings can take several months to over a year to complete. Therefore, there is frequently a delay, or regulatory lag, between the time one of our regulated subsidiaries makes a capital investment or incurs an operating cost increase and when those costs are reflected in rates. For instance, an unexpected increase in chemical costs or new capital investment that is not reflected in the most recently completed rate case will generally not begin to be recovered by the regulated subsidiary until the effective date of the subsequent rate case. Our rate case management program is guided by the goals of obtaining efficient recovery of costs of capital recognition of declining consumption and appropriate recovery of utility operating and maintenance costs, including costs incurred for compliance with environmental regulations. The management team at each of our regulated subsidiaries anticipates the time required for the regulatory process and files rate cases with the goal of obtaining rates that reflect as closely as possible the cost of providing service at the time the rates become effective. Even if rates are sufficient, we face the risk that we will not achieve the rates of return on and of invested capital that are permitted by the PUC.

Our regulated subsidiaries work with legislatures and PUCs to mitigate the adverse impact of regulatory lag through the adoption of positive regulatory policies. These policies include, for example, infrastructure replacement surcharges that allow rates to change outside the context of a general rate proceeding to reflect, on a more timely basis, investments to replace aging infrastructure necessary to sustain high quality, reliable service. Currently, Pennsylvania, Illinois, Missouri, Indiana, New York, and more recently New Jersey allow the use of infrastructure surcharges. In 2012, the general assembly in Pennsylvania passed legislation which expanded the use of infrastructure replacement programs to wastewater systems. In the second quarter of 2012, the New Jersey Board of Public Utilities adopted rules that allow the implementation of a distribution system improvement charge for specified water infrastructure investments. On July 20, 2012, our New Jersey subsidiary submitted a foundational filing for this charge. Our filing was approved on October 23, 2012.

Forward-looking test year mechanisms allow us to earn, on a more current basis, our current or projected usage and costs and a rate of return on our current or projected invested capital. Some states have permitted use of a fully forecasted test year instead of historical data to set rates. Examples of these states include: Illinois, Kentucky, New York, Tennessee, California and Pennsylvania. In all states in which we operate on a regulated basis, PUCs have allowed utilities to update historical data for certain “known and measurable” changes that

[Table of Contents](#)

occur for some limited period of time subsequent to the historical test year. This allows utilities to take into account more current costs or capital investments in the rate-setting process. The extent to which historical data can be updated will generally vary from state to state.

Surcharge mechanisms are also available in a number of states to reflect, outside of a general rate proceeding, changes in major operating expenses which may be beyond the utility's control. For example, New Jersey, California, Virginia and Illinois have allowed surcharges for purchased water costs. California has allowed surcharges for power and certain other costs, and New York has allowed annual reconciliations for revenues and expenses such as power, fuel, chemicals and property taxes.

Certain states have approved consolidated rates or single-tariff pricing policies. Consolidated rates or single-tariff pricing is the use of a unified rate structure for multiple water systems that are owned and operated by a single utility, but may or may not be contiguous or physically interconnected. The single-tariff pricing structure may be used fully or partially in a state, based on costs that are determined on a state-wide or intra-state regional basis, thereby moderating the impact of periodic fluctuations in local costs while lowering administrative costs for us and our customers. For states that do not employ single-tariffs, we may have multiple general rate cases filed at any given point in time. Example of states that have adopted a full or partial single-tariff pricing policy include: Pennsylvania, New Jersey, Missouri, West Virginia, Kentucky, Indiana, Illinois and Iowa. Therefore, of our seven largest states, six have some form of single-tariff pricing.

Another mechanism to address issues of regulatory lag is the potential ability, in certain circumstances, to recover in rates a return on utility plant before it is in service, instead of capitalizing an allowance for funds used during construction. Examples of states that have allowed such recovery include Pennsylvania, Kentucky, Virginia, Illinois and California. In addition, some states, such as Indiana, allow the utility to seek pre-approval of certain capital projects and associated costs. In this pre-approval process, the PUC assesses the prudence of such projects.

In some states, the PUC has implemented mechanisms to enhance utility revenue stability in light of conservation initiatives, decreasing per capita consumption or other factors. Sometimes referred to as "decoupling," these mechanisms, to some extent, separate recoverable revenues from volumes of water sold. For example, the state of California has decoupled revenues from water sold to help achieve the state initiative to reduce water usage by 20% by 2020. This progressive regulation enables utilities to encourage conservation, as revenues are not tied to sales. Similarly, New York has implemented a surcharge or credit based on the difference between actual net revenues and the revenues allowed in the most recent rate order.

The Company pursues these positive regulatory policies as part of our rate and revenue management program to enhance our ability to provide high quality, sustainable, cost effective service to customers, to facilitate efficient recovery of our costs and investments, and to ensure positive short-term liquidity and long-term profitability. The ability of the Company to seek regulatory treatment as described above does not guarantee that the state PUCs will accept the Company's proposal in the context of a particular rate case, and these policies will reduce, but not eliminate, regulatory lag associated with traditional rate making processes. However, the Company strives to use these and other regulatory policies to address issues of regulatory lag wherever appropriate. It is also our strategy to expand their use in areas where they may not currently apply.

### **Environmental, Health and Safety and Water Quality Regulation**

Our water and wastewater operations are subject to extensive United States federal, state and local laws and regulations, and in the case of our Canadian operations, Canadian laws and regulations governing the protection of the environment, health and safety, the quality of the water we deliver to our customers, water allocation rights and the manner in which we collect, treat, discharge and dispose of wastewater. We are also subject to certain regulations regarding fire protection services in the areas we serve. These regulations include the Safe Drinking Water Act, the Clean Water Act and other federal, state, local and Canadian laws and regulations governing the provision of water and wastewater services, particularly with respect to the quality of water we distribute. We



[Table of Contents](#)

also are subject to various federal, state, local and Canadian laws and regulations governing the storage of hazardous materials, the management and disposal of hazardous and solid wastes, discharges to air and water, the cleanup of contaminated sites, dam safety and other matters relating to the protection of the environment and health and safety. State PUCs also set conditions and standards for the water and wastewater services we deliver.

Environmental, health and safety and water quality regulations are complex and change frequently. The overall trend has been that they have become more stringent over time. As newer or stricter standards are introduced, our capital and operating costs could increase. We incur substantial costs associated with compliance with environmental, health and safety and water quality regulation to which our Regulated Businesses are subject. In the past, we have generally been able to recover costs associated with compliance related to environmental, health and safety standards, but this recovery is affected by regulatory lag and the corresponding uncertainties surrounding rate recovery.

We maintain a comprehensive environmental policy including responsible business practices, compliance with environmental laws and regulations, effective use of natural resources, and stewardship of biodiversity. We believe that our operations are materially in compliance with, and in many cases surpass, minimum standards required by applicable environmental laws and regulations. Water samples from across our water systems are analyzed on a regular basis for material compliance with regulatory requirements. Across the Company, we conduct over one million water quality tests each year at our laboratory facilities and plant operations, including continuous on-line instrumentations such as monitoring turbidity levels, disinfectant residuals and adjustments to chemical treatment based on changes in incoming water. For 2012, we achieved a score of greater than 99% for drinking water compliance and according to the EPA statistics, American Water's performance has been far better than the industry average over the last several years. In fact, in 2012, American Water was 30 times better than the industry average for compliance with drinking water quality standards (Maximum Contaminant Levels) and 150 times better for compliance with drinking water monitoring and reporting requirements.

We participate in the Partnership for Safe Water, the United States EPA's voluntary program to meet more stringent goals for reducing microbial contaminants. With 67 of our 81 surface water plants receiving the program's "Director" award, we account for approximately one-third of the plants receiving such awards nationwide. In addition, 62 American Water plants have received the "Five-Year Phase III" award, while 55 have been awarded the "Ten-Year Phase III" award.

#### **Safe Drinking Water Act**

The Federal Safe Drinking Water Act and regulations promulgated thereunder establish national quality standards for drinking water. The EPA has issued rules governing the levels of numerous naturally occurring and man-made chemical and microbial contaminants and radionuclides allowable in drinking water and continues to propose new rules. These rules also prescribe testing requirements for detecting contaminants, the treatment systems which may be used for removing contaminants and other requirements. Federal and state water quality requirements have become increasingly stringent, including increased water testing requirements, to reflect public health concerns.

To effect the removal or inactivation of microbial organisms, the EPA has promulgated various rules to improve the disinfection and filtration of drinking water and to reduce consumers' exposure to disinfectants and byproducts of the disinfection process. In January 2006, the EPA promulgated the Long-term 2 Enhanced Surface Water Treatment Rule and the Stage 2 Disinfectants and Disinfection Byproduct Rule. In October 2006, the EPA finalized the Ground Water Rule, applicable to water systems providing water from underground sources. In 2006, the EPA also proposed revisions to the monitoring and reporting requirements of the existing Lead and Copper Rule. In 2012, the EPA finalized revisions to the Total Coliform Rule that were part of the mandate of a Federal Advisory Committee appointed to negotiate the changes. Most of the anticipated changes to the rule will not be effective until 2016. The EPA is actively considering regulations for a number of contaminants, including hexavalent chromium, fluoride, nitrosamines, perchlorate, some pharmaceuticals and certain volatile organic compounds, but we do not anticipate that any of these regulations will require implementation in 2013.

[Table of Contents](#)

Although it is difficult to project the ultimate costs of complying with the above or other pending or future requirements, we do not expect current requirements under the Safe Drinking Water Act to have a material impact on our operations or financial condition. In addition, capital expenditures and operating costs to comply with environmental mandates traditionally have been recognized by PUCs as appropriate for inclusion in establishing rates. As a result, we expect to fully recover the operating and capital costs resulting from these pending or future requirements.

**Clean Water Act**

The Federal Clean Water Act regulates discharges from drinking water and wastewater treatment facilities into lakes, rivers, streams and groundwater. In addition to requirements applicable to our wastewater collection systems, our operations require discharge permits under the National Pollutant Discharge Elimination System (“NPDES”) permit program established under the Clean Water Act. Pursuant to the NPDES program, the EPA or implementing states set maximum discharge limits for wastewater effluents and overflows from wastewater collection systems. We believe that we maintain the necessary permits and approvals for the discharges from our water and wastewater facilities. From time to time, discharge violations occur at our facilities, some of which result in fines. We do not expect any such violations or fines to have a material impact on our results of operations or financial condition.

**Other Environmental, Health and Safety and Water Quality Matters**

Our operations also involve the use, storage and disposal of hazardous substances and wastes. For example, our water and wastewater treatment facilities store and use chlorine and other chemicals which generate wastes that require proper handling and disposal under applicable environmental requirements. We also could incur remedial costs in connection with any contamination relating to our operations or facilities or our off-site disposal of wastes. Although we are not aware of any material cleanup or decontamination obligations, the discovery of contamination or the imposition of such obligations in the future could result in additional costs. Our facilities and operations also are subject to requirements under the United States Occupational Safety and Health Act and are subject to inspections thereunder. For further information, see “Business—Research and Development.”

Certain of our subsidiaries are involved in pending legal proceedings relating to environmental matters. These proceedings are described further in the section entitled “Item 3—Legal Proceedings.”

**Competition**

In our Regulated Businesses, we generally do not face direct competition in providing services in our existing markets because (i) we operate within those markets pursuant to certificates of public convenience and necessity (or similar authorizations) issued by state PUCs; and (ii) the high cost of constructing a new water and wastewater system in an existing market creates a barrier to market entry. Our Regulated Businesses do face competition from governmental agencies, other investor-owned utilities, large industrial customers with the ability to provide their own water supply/treatment process and strategic buyers that are entering new markets and/or making strategic acquisitions. Our largest investor-owned competitors, when pursuing acquisitions, based on a comparison of operating revenues and population served, are Aqua America Inc., United Water (owned by Suez Environnement), American States Water Co. and California Water Services Group.

**Condemnation**

The potential exists that portions of our subsidiaries’ utility assets could be acquired by municipalities or other local government entities through one or more of the following methods:

- eminent domain (also known as condemnation);

[Table of Contents](#)

- the right of purchase given or reserved by a municipality or political subdivision when the original certificate of public convenience and necessity was granted; and
- the right of purchase given or reserved under the law of the state in which the utility subsidiary was incorporated or from which it received its certificate.

The acquisition consideration related to such a transaction initiated by a local government may be determined consistent with applicable eminent domain law, or may be negotiated or fixed by appraisers as prescribed by the law of the state or in the particular franchise or charter. We believe our operating subsidiaries would be entitled to fair market value for any assets required to be sold, and we are of the opinion that fair market value would be in excess of the book value for such assets.

We are periodically subject to condemnation proceedings in the ordinary course of business. For example, over the last several years threats of condemnation have been made with respect to certain parts of our water system near Chicago, Illinois. In 2008, the governing bodies of two Illinois municipalities, Homer Glen and Bolingbrook, passed resolutions to pursue a detailed valuation study of the water pipeline that delivers water in those communities. Several nearby municipalities joined in this study. Homer Glen has also commissioned a study to determine the cost and feasibility of condemning Illinois-American's retail distribution system serving that community. Five municipalities passed ordinances enabling them to form a water agency to pursue eminent domain, and the agency was officially formed in June 2012. In August 2012, the agency made an offer of \$34 million for our pipeline. The water agency later sent a letter increasing its offer to \$37.6 million, and provided a copy of an appraisal. In December 2012, the water agency voted in favor of filing an eminent domain lawsuit. In January 2013, the water agency filed an eminent domain case. We actively monitor condemnation activities that may affect us as soon as we become aware of them. We do not believe that condemnation poses a material threat to our ability to operate our Regulated Businesses.

**Our Market-Based Operations**

In addition to our Regulated Businesses, we operate the following Market-Based Operations, which generated \$330.3 million of operating revenue in 2012 representing 11.5% of total operating revenue for the same period. Of the lines of business outlined below, no single group within our Market-Based Operations generates in excess of 10% of our aggregate revenue.

***Contract Operations Group***

Our Contract Operations Group enters into public/private partnerships, including O&M and Design, Build and Operate ("DBO") contracts for the provision of services to water and wastewater facilities for the United States military, municipalities, the food and beverage industry and other customers. We typically make no long-term capital investment under these contracts with municipalities and other customers; instead we perform our services for a fee. During the contract term, we may make limited short term capital investments under our contracts with the United States military and certain industrial customers. Our Contract Operations Group generated revenue of \$232.7 million in 2012, representing 70.5% of revenue for our Market-Based Operations.

We are party to more than 80 contracts, varying in size and scope, across the United States and Canada, with contracts ranging in term from one to 50 years. Included in these contracts are nine 50-year contracts with the Department of Defense for the operation and maintenance of the water and wastewater systems on certain military bases. All of our contracts with the U.S. government may be terminated, in whole or in part, prior to the end of the 50-year term for convenience of the U.S. government or as a result of default or non-performance by the subsidiary performing the contract. In either event, pursuant to the standard terms of the U.S. government contract termination provisions, we would be entitled to recover allowable costs that we may have incurred under the contract, plus the contract profit margin on incurred costs. The contract price for each of these contracts is subject to redetermination two years after commencement of operations and every three years thereafter. Price redetermination is a contract mechanism to periodically adjust the service fee in the next period to reflect changes in contract obligations and anticipated market conditions.

[Table of Contents](#)

On December 31, 2011, we completed the sale of our Applied Water Management, Inc. group (“AWM”). As noted above, this subsidiary is included in discontinued operations for all periods presented. Therefore, all amounts and statistics disclosed for the Contract Operations Group refer only to on-going operations of the Contract Operations Group.

***Homeowner Services Group***

Our Homeowner Services Group, through our Service Line Protection Program, provides services to domestic homeowners and smaller commercial establishments to protect against the cost of repairing broken or leaking water pipes and clogged or blocked sewer pipes inside and outside their accommodations.

Our LineSaver™ program involves partnering with municipalities to offer our protection programs to homeowners serviced by the municipalities. During 2012, we entered into a contract with the New York City Water Board (the “Board”), a corporate municipal instrumentality of the State of New York, to offer our LineSaver™ program to the Board’s approximately 650,000 residential customers. We launched our first corresponding mailing in early January 2013.

Our Homeowner Services Group has approximately 970,000 customer contracts in 27 states.

***Terratec Environmental Ltd***

Our Market-Based Operations also includes our biosolids management group, Terratec, which is located in Canada and provides environmentally sustainable management and disposal of biosolids and wastewater by-products.

***Competition***

We face competition in our Market-Based Operations from a number of service providers, including Veolia Environnement, American States Water, OMI and Southwest Water, particularly in the area of O&M contracting. Securing new O&M contracts is highly competitive, as these contracts are awarded based on a combination of customer relationships, service levels, competitive pricing, references and technical expertise. We also face competition in maintaining existing O&M contracts to which we are a party, as the municipal and industrial fixed term contracts frequently come up for renegotiation and are subject to an open bidding process.

Our Homeowner Services Group faces competition outside our existing footprint primarily from HomeServe USA and Utility Service Partners, Inc.

**Research and Development**

We established a formal research and development program in 1981 with the goal of improving water quality and operational effectiveness in all areas of our business. Our research and development personnel are located in New Jersey. In addition, our quality control and testing laboratory in Belleville, Illinois supports research through sophisticated testing and analysis. Since its inception, our research and development program has evolved to become a leading water-related research program, achieving advancements in the science of drinking water, including sophisticated water testing procedures and desalination technologies.

Since the formation of the EPA in 1970, we have collaborated with the agency to achieve effective environmental, health and safety and water quality regulation. This relationship has developed to include sharing of our research and national water quality monitoring data in addition to our treatment and distribution system optimization research. Our engagement with the EPA has helped us to achieve a leadership position for our company within the water and wastewater industry and has provided us with early insight into emerging regulatory issues and initiatives, thereby allowing us to anticipate and to accommodate our future compliance requirements.

[Table of Contents](#)

In 2012, we spent \$2.8 million on research and development compared to \$2.6 million and \$2.8 million spent in 2011 and 2010, respectively. Approximately one-quarter of our research budget is comprised of competitively awarded outside research grants. Such grants reduce the cost of research and allow collaboration with leading national and international researchers.

We believe that continued research and development activities are critical in providing quality and reliable service at reasonable rates, in maintaining our leadership position in the industry and will provide us with a competitive advantage as we seek additional business with new and existing customers.

**Support Services**

Our American Water Works Service Company subsidiary provides shared services and corporate governance that achieve economies of scale through central administration. These services are provided predominantly to our Regulated Businesses under the terms of contracts with these companies that have been approved by state PUCs, where necessary. These services, which are provided at cost, may include accounting, administration, business development, corporate secretarial, education and training, engineering, financial, health and safety, human resources, information systems, internal audit, legal, operations, procurement, rates, security, risk management, water quality and research and development. These arrangements afford our operating companies professional and technical talent on an economical and timely basis. We also operate two national customer service centers, which are located in Alton, Illinois and Pensacola, Florida.

Our security department provides oversight and governance of physical and information security throughout our operations and is responsible for designing, implementing, monitoring and supporting active and effective physical and information security controls. We have complied with EPA regulations concerning vulnerability assessments and have made filings to the EPA as required. Vulnerability assessments are conducted regularly to evaluate the effectiveness of existing security controls and serve as the basis for further capital investment in security for the facility. Information security controls are deployed or integrated to prevent unauthorized access to company information systems, assure the continuity of business processes dependent upon automation, ensure the integrity of our data and support regulatory and legislative compliance requirements. While we do not make public comments on the details of our security programs, we are in contact with federal, state and local law enforcement agencies to coordinate and improve the security of our water delivery systems and to safeguard our water supply.

**Employee Matters**

Approximately 50% of our workforce is represented by unions. We have 77 collective bargaining agreements in place with 18 different unions representing our unionized employees. We have three union contracts beyond expiration that affect approximately 200 employees, all of which are actively working under the old agreements. Over one-quarter of our local union contracts will expire during 2013.

In September 2010, we declared “impasse” in negotiations of our national benefits agreement with most of the labor unions representing employees in our Regulated Businesses. The prior agreement expired on July 31, 2010; however negotiations did not produce a new agreement. We implemented our last, best and final offer on January 1, 2011 in order to provide health care coverage for our employees in accordance with terms of the offer. The unions have challenged our right to implement our last, best, and final offer. In this regard, following the filing by the Utility Workers Union of America of an unfair labor practice charge, the National Labor Relations Board (“NLRB”) issued a complaint against us in January 2012, claiming that we implemented the last, best and final offer without providing sufficient notice of the existence of a dispute with the Federal Mediation and Conciliation Service, a state mediation agency, and several state departments of labor. We asserted that we did, in fact, provide sufficient notice.

On October 16, 2012, the NLRB Administrative Law Judge hearing the matter ruled that, although we did provide sufficient notification to the Federal Mediation and Conciliation Service, we did not provide notice to

[Table of Contents](#)

state agencies, in violation of the National Labor Relations Act. The Administrative Law Judge ordered, among other things, that we cease and desist from implementing the terms of our last, best and final offer and make whole all affected employees for losses suffered as a result of our implementation of our last, best and final offer. The “make whole” order, if upheld on appeal, would require us to provide backpay plus interest, from January 1, 2011 through the date of the final determination. Based on current estimates and assumptions, we estimate the cash impact could be in the range of \$2.5 to \$3.5 million per year, with the total impact dependent on the length of time the issue remains unresolved. In November 2012, we filed an exception to the decision of the Administrative Law Judge in order to obtain a review by the full NLRB.

**Available Information**

We are subject to the reporting requirements of the Securities Exchange Act of 1934, as amended. We file or furnish annual, quarterly and current reports, proxy statements and other information with the United States Securities and Exchange Commission (“SEC”). You may obtain a copy of any of these reports, free of charge, from the Investor Relations section of our website, <http://www.amwater.com>, shortly after we file or furnish the information to the SEC. Information contained on our website shall not be deemed incorporated into, or to be a part of, this report.

You may also obtain a copy of any of these reports directly from the SEC. You may read and copy any material we file or furnish with the SEC at their Public Reference Room, located at 100 F Street N.E., Washington, D.C. 20549. The phone number for information about the operation of the Public Reference Room is 1-800-732-0330 (if you are calling from within the United States), or 202-551-8090. Because we electronically file our reports, you may also obtain this information from the SEC internet website at <http://www.sec.gov>. You can obtain additional contact information for the SEC on their website.

The American Water corporate governance guidelines and the charters for each of the standing committees of the board of directors, together with the American Water Code of Ethics and additional information regarding our corporate governance, are available on our website, <http://www.amwater.com>, and will be made available, without charge, in print to any shareholder who requests such documents from Investor Relations Department, American Water Works Company, Inc., 1025 Laurel Oak Road, Voorhees, NJ, 08043.

**ITEM 1A. RISK FACTORS**

We operate in a market and regulatory environment that involves significant risks, many of which are beyond our control. In addition to the other information included or incorporated by reference in this Form 10-K, the following factors should be considered in evaluating our business and future prospects. Any of the following risks, either alone or taken together, could materially and adversely affect our business, financial position, results of operations or cash flows and liquidity.

**Risks Related to Our Industry and Business**

***Our utility operations are subject to extensive economic regulation. Decisions by state PUCs and other regulatory agencies can significantly affect our business and results of operations.***

Our Regulated Businesses provide water and wastewater services to our customers through subsidiaries that are economically regulated by state PUCs. Economic regulation affects the rates we charge our customers and has a significant impact on our business and results of operations. Generally, the state PUCs authorize us to charge rates that they determine are sufficient to recover our prudently incurred operating expenses, to enable us to finance the addition of new, or the replacement of existing, water and wastewater infrastructure and to provide us the opportunity to earn what they determine to be an appropriate rate of return on our invested capital and a return of our invested capital.

[Table of Contents](#)

Our ability to successfully implement our business plan and strategy depends upon the rates authorized by the various state PUCs. We periodically file rate increase applications with state PUCs. The ensuing administrative process may be lengthy and costly. We can provide no assurances that our rate increase requests will be approved, or that any approval will be given in a timely manner. Moreover, a PUC may not approve a rate request to an extent that is sufficient to cover our expenses, including purchased water and costs of chemicals, fuel and other commodities used in our operations; enable us to recover our investment; and provide us an opportunity to earn an appropriate rate of return on our investment, in which case our business, financial condition, results of operations, cash flow and liquidity may be adversely affected. Even if rates are sufficient, we face the risk that we will not achieve the rates of return on our invested capital and a return of our invested capital to the extent permitted by state PUCs. This could occur if water usage is less than anticipated in establishing rates, as billings to customers are, to a considerable extent, based on usage in addition to a base rate, or if our investments or expenses prove to be higher than was estimated in establishing rates.

***Our operations and the quality of water we supply are subject to extensive environmental, water quality and health and safety laws and regulations. Compliance with increasingly stringent laws and regulations could impact our operating costs; and violations of such laws and regulations could subject the Company to substantial liabilities and costs.***

Our water and wastewater operations are subject to extensive United States federal, state and local laws and regulations and, in the case of our Canadian operations, Canadian laws and regulations that govern the protection of the environment, health and safety, the quality of the water we deliver to our customers, water allocation rights, and the manner in which we collect, treat, discharge and dispose of wastewater. These requirements include the United States Clean Water Act of 1972, which we refer to as the Clean Water Act, and the United States Safe Drinking Water Act of 1974, which we refer to as the Safe Drinking Water Act, and similar state and Canadian laws and regulations. We are also required to obtain various environmental permits from regulatory agencies for our operations. In addition, state PUCs also set conditions and standards for the water and wastewater services we deliver. If we deliver water or wastewater services to our customers that do not comply with regulatory standards, or otherwise violate environmental laws, regulations or permits, or other health and safety and water quality regulations, we could incur substantial fines, penalties or other sanctions or costs, as well as damage to our reputation. In the most serious cases, regulators could force us to discontinue operations and sell our operating assets to another utility or to a municipality. Given the nature of our business which, in part, involves supplying water for human consumption, any potential non-compliance with, or violation of, environmental, water quality and health and safety laws or regulations would likely pose a more significant risk to us than to a company not similarly involved in the water and wastewater industry.

We incur substantial operating and capital costs on an ongoing basis to comply with environmental, water quality and health and safety laws and regulations. These laws and regulations, and their enforcement, generally have become more stringent over time, and new or stricter requirements could increase our costs. Although we may seek to recover ongoing compliance costs in our rates, there can be no guarantee that the various state PUCs or similar regulatory bodies that govern our Regulated Businesses would approve rate increases to recover such costs or that such costs will not materially and adversely affect our financial condition, results of operations, cash flows and liquidity.

We may also incur liabilities if, under environmental laws and regulations, we are required to investigate and clean up environmental contamination at our properties, including potential spills of hazardous chemicals, such as chlorine, which we use to treat water, or at off-site locations where we have disposed of waste or caused an adverse environmental impact. The discovery of previously unknown conditions, or the imposition of cleanup obligations in the future, could result in significant costs and could adversely affect our financial condition, results of operations, cash flows and liquidity. Such remediation costs may not be covered by insurance and may make it difficult for us to secure insurance at acceptable rates in the future.



[Table of Contents](#)

***The current regulatory rate setting structure may result in a significant delay, or “regulatory lag,” from the time that we invest in infrastructure improvements, incur increased operating expenses or experience declining water usage, to the time at which we can address these events through the rate case application process; our inability to minimize regulatory lag could adversely affect our business.***

There is typically a delay, or regulatory lag, between the time one of our regulated subsidiaries makes a capital investment or incurs an operating expense increase and the time when those costs are reflected in rates. In addition, billings permitted by state PUCs typically are, to a considerable extent, based on the volume of water usage in addition to a minimum base rate. Thus, we may experience a regulatory lag between the time our revenues are affected by declining usage and the time we are able to adjust the rate per gallon of usage to address declining usage. Our inability to reduce this regulatory lag could have an adverse effect on our financial condition, results of operations, cash flow and liquidity.

The Company endeavors to reduce regulatory lag by pursuing positive regulatory policies. For example, six state PUCs permit rates to be adjusted outside of the rate case application process through surcharges that address certain capital investments, such as replacement of aging infrastructure. These surcharges are adjusted periodically based on factors such as project completion or future budgeted expenditures, and specific surcharges are eliminated once the related capital investment is incorporated in new PUC approved rates. Other examples of such programs include states that allow us to increase rates for certain cost increases that are beyond the utility’s control, such as purchased water costs or property taxes, or power, conservation, chemical or other expenditures. These surcharge mechanisms enable us to adjust rates closer to the time costs have been incurred than would be the case under the rate case application process. While these programs have been a positive development and we continue to work for expansion of programs to mitigate regulatory lag, some state PUCs have not approved such programs and there is no assurance that any PUC will adopt any of them in the future or that existing programs will continue in their current form, or at all, in the future. Furthermore, no state has adopted surcharge programs that include all elements of cost that may change between general rate proceedings. For example, no state PUC has enabled us to address declining water usage through a surcharge. Although we intend to continue our efforts to expand state PUC approval of surcharges to address issues of regulatory lag, our efforts may not be successful, in which case our business, financial condition, results of operations, cash flow and liquidity may be adversely affected.

***Availability of water supplies, restrictions on use, natural hazards, severe weather conditions, climate variability, competing uses and economic conditions may adversely affect our access to sources of water, the demand for water services or our ability to supply water to customers.***

Our ability to meet the existing and future demand of our customers depends on the availability of an adequate supply of water. As a general rule, sources of public water supply, including rivers, lakes, streams and groundwater aquifers, are held in the public trust and are not owned by private interests. As a result, we typically do not own the water that we use in our operations, and the availability of our water supply is established through allocation rights (determined by legislation or court decisions) and passing-flow requirements set by governmental entities. Passing-flow requirements set minimum volumes of water that must pass through specified water sources, such as rivers and streams, in order to maintain environmental habitats and meet water allocation rights of downstream users. Allocation rights are imposed to ensure sustainability of major water sources and passing-flow requirements are most often imposed on source waters from smaller rivers, lakes and streams. These requirements, which can change from time to time, may adversely impact our water supply. Supply issues, brought on by climate variability, such as drought, overuse of sources of water, the protection of threatened species or habitats, or other factors may limit the availability of ground and surface water. For example, in our Monterey County, California operations, we are seeking to augment our sources of water supply, principally to comply with an October 20, 2009 order of the California State Water Resources Control Board (the “2009 Order”) that our subsidiary, California-American Water Company (“CAWC”), significantly decrease its diversion from the Carmel River in accordance with a reduction schedule running through December 31, 2016. We are also required to augment our Monterey County sources of water supply to comply with the requirements



[Table of Contents](#)

of the Endangered Species Act. We have implemented conservation rates and other programs to address demand and are utilizing aquifer storage and recovery facilities to store winter water for summer use. We were hopeful that we could address the water supply issues in a meaningful way through a Regional Desalination Project (the "Project") that was to be implemented through a Water Purchase Agreement and ancillary agreements (the "Agreements") among the Marina Coast Water District ("MCWD"), the Monterey County Water Resources Agency ("MCWRA") and CAWC. However, the Project was subject to considerable delay and disputes among the parties. On July 7, 2011, MCWRA advised MCWD and CAWC that the Agreements were void, and on January 17, 2012, CAWC publicly announced that it had withdrawn support of the Project. Finally, on July 12, 2012, the California Public Utility Commission ("CPUC") closed the proceedings relating to the Project. Nevertheless, disputes among the parties with respect to the Project continued throughout 2012, and, while CAWC and MCWRA have entered into a settlement agreement to resolve their disputes, the terms of the settlement agreement are largely contingent on approval, by the CPUC of the settlement agreement, as well as CAWC's recovery through rates of its provision to MCWRA of \$1.9 million in loan forgiveness and up to approximately \$1.5 million in additional payments. Moreover CAWC's disputes with MCWD remain unresolved and subject to ongoing litigation. Following its withdrawal of support for the Project, CAWC filed an application with the CPUC on April 23, 2012 for approval of the Monterey Peninsula Water Supply Project (the "New Project"). The New Project involves construction of a desalination plant and related facilities, all to be owned by CAWC. In addition, the New Project may encompass CAWC's purchase of water from the proposed Monterey Peninsula Groundwater Replenishment Project, a joint project between the Monterey Regional Water Pollution Control Agency and the Monterey Peninsula Water Management District ("MPWMD"). In its application, CAWC seeks approval to construct a desalination plant that can accommodate 9.6 million gallons per day. However, if the Groundwater Replenishment Project meets certain specified timing and reasonable cost criteria, CAWC would make the appropriate filing to reduce the size of the desalination plant so that it accommodates 6.4 million gallons per day. CAWC has estimated the total project capital cost for the 9.6 million gallons per day desalination plant and related facilities to be approximately \$384 million (\$330 million if the size of the plant is reduced to 6.4 million gallons per day). The application also seeks CPUC approval of ratemaking mechanisms designed to enable CAWC to recover its costs related to construction and operation of the New Project, including funding for principal and interest on a State Revolving Fund Loan that CAWC believes it is eligible to receive. CAWC's ability to move forward on the New Project will be subject to extensive administrative review, including public hearings before the CPUC and testimony from intervening parties. In addition, a large number of federal, state and local approvals must also be obtained. Moreover, on January 29, 2013, CAWC provided a letter to the California State Water Resources Control Board stating that even if the CPUC were to adhere to its schedule for a final CPUC action with respect to the New Project application in December 2013 or January 2014, CAWC does not expect to have an operational water supply project that will enable CAWC to terminate its unpermitted diversions from the Carmel River by December 31, 2016, as required by the 2009 Order. We cannot predict the ultimate effect of the events described above on CAWC's efforts to secure alternative sources of water, or on CAWC's exposure to liabilities as a result of its ongoing disputes relating to the Project or its inability to meet the December 2016 deadline under the 2006 Order. If CAWC is unable to secure an alternative source of water, or if other adverse consequences result from the events described above, our business, financial condition, results of operations and cash flows could be adversely affected.

Government restrictions on water use may also result in decreased use of water services, even if our water supplies are sufficient to serve our customers, which may adversely affect our financial condition and results of operations. Seasonal drought conditions that would impact our water services are possible across all of our service areas. If a regional drought were to occur, governmental restrictions may be imposed on all systems within a region independent of the supply adequacy of any individual system. Following drought conditions, water demand may not return to pre-drought levels even after restrictions are lifted. Decreased use of water services resulting from any of these events may adversely affect our business, financial condition, results of operations and cash flows.

[Table of Contents](#)

Service interruptions due to severe weather events are possible across all our service areas. These include winter storms and freezing conditions, high wind conditions, tornados, earthquakes, floods or high water conditions in or near designated flood plains, hurricanes and severe electrical storms. These weather events may affect the condition or operability of our facilities, limiting or preventing us from delivering water or wastewater services to our customers, or requiring us to make substantial capital expenditures to repair any damage. In the third quarter of 2011, our New Jersey and Pennsylvania subsidiaries experienced service interruptions in certain of our operating areas and, in some cases, a loss in customers as a result of the extreme weather, including Hurricane Irene and other severe storms in the Northeast.

In October 2012, our east coast subsidiaries were impacted by the weather conditions from Hurricane Sandy. Although we continue to assess the situation, the damage to our facilities and infrastructure within the states of Maryland, New Jersey, New York, Pennsylvania, Virginia and West Virginia was quickly addressed. The most significant impact to our business was caused by the widespread power outages caused by the storm's heavy winds, rain and snow. Upon completion of the evaluation of the damages and any associated business interruption losses, claims will be submitted to our insurance carriers. We anticipate expenses that are not covered by insurance are likely recoverable through the rate making process on a state-by-state basis.

In addition, the devastating tornado that struck Joplin, Missouri on May 22, 2011 caused extensive damage to our infrastructure and the water distribution system. Among other things, we lost our service center and plant storage buildings and suffered damage to the roof and windows at our water treatment plant, as well as to many of our vehicles. In addition, while our water treatment plant remained operational, the lack of electricity forced us to operate on generator power until electric power was restored within the next two days. We also had to address more than 4,000 leaking customer service lines and 25 torn fire service lines. Because it was not possible to maintain system pressure initially, the Missouri Department of Natural Resources issued a boil water order. The order was lifted after we restored full pressure to the system, flushed the entire system and completed sampling tests, all within six days after the order was issued. Any interruption in our ability to supply water or to collect, treat and properly dispose of wastewater, or any costs associated with restoring service, could adversely affect our financial condition and results of operations. Furthermore, losses from business interruptions or damage to our facilities might not be covered by our insurance policies and such losses may make it difficult for us to secure insurance at acceptable rates in the future.

Adverse economic conditions can cause our customers, particularly industrial customers, to curtail operations. A curtailment of operations by an industrial customer would typically result in reduced water usage. In more severe circumstances, the decline in usage could be permanent. Any decrease in demand resulting from difficult economic conditions could adversely affect our financial condition and results of operations.

***Regulatory and environmental risks associated with the collection, treatment and disposal of wastewater may impose significant costs.***

The wastewater collection, treatment and disposal operations of our subsidiaries are subject to substantial regulation and involve significant environmental risks. If collection or treatment systems fail, overflow, or do not operate properly, untreated wastewater or other contaminants could spill onto nearby properties or into nearby streams and rivers, causing damage to persons or property, injury to aquatic life and economic damages, which may not be recoverable in rates. This risk is most acute during periods of substantial rainfall or flooding, which are the main causes of sewer overflow and system failure. Liabilities resulting from such damage could adversely and materially affect our business, results of operations and financial condition. Moreover, if we are deemed liable for any damage caused by overflow, our losses might not be covered by insurance, and such losses may make it difficult for us to secure insurance at acceptable rates in the future.

***Our inability to efficiently implement our business transformation project, could result in higher than expected costs or otherwise adversely impact our internal controls environment, operations and profitability.***

We have undertaken a "business transformation" project, which is intended to improve our business processes and upgrade our antiquated core information technology systems. This multi-year, enterprise-wide

[Table of Contents](#)

initiative is intended to support our broader strategic initiatives. The project is intended to optimize workflow throughout our field operations, improve our back-office operations and enhance our customer service capabilities. The scale and anticipated future costs associated with the business transformation project are significant and we could incur costs significantly in excess of budgeted costs. Any technical or other difficulties in developing or implementing this initiative may increase the costs of the project and have an adverse effect on our operations and reporting processes, including our internal control over financial reporting. In August 2012, our new business systems associated with Phase I of our business transformation project became operational. Phase I consisted of the roll-out of the Enterprise Resource Planning systems ("ERP"), which encompass applications that will handle human resources, finance, and supply chain/procurement management activities. Phase II consists of the roll-out of a new Enterprise Asset Management system, which will manage an asset's lifecycle, and a Customer Information system, which will contain all billing and data pertaining to American Water's customers for our Regulated segment. Phase II is expected to be substantially completed by December 31, 2013. As we make adjustments to our operations as a result of this project, we may incur incremental expenses prior to realizing the benefits of a more efficient workforce and operating structure. Although efforts have been made to minimize any adverse impact on our controls, we cannot assure that all such impacts have been mitigated. We can provide no guarantee that we will be able to achieve timely or adequate rate recovery of any increased costs associated with the business transformation project. As of December 31, 2012, we have spent \$257.8 million on the project, with \$118.1 million spent in 2012.

As we make adjustments to our operations, we may incur incremental expenses prior to realizing the benefits of a more efficient workforce and operating structure. Further, we may not realize anticipated cost improvements and greater efficiencies from the project.

We operate numerous information technology systems that have varying degrees of integration, sometimes leading to inefficiencies. Therefore, delays in completion of the business transformation project will also delay cost savings and efficiencies expected to result from the project. We may also experience difficulties consolidating our current systems, moving to a common set of operational processes and implementing a successful change management process. These difficulties may impact our ability to meet customer needs efficiently. Any such delays or difficulties may have a material and adverse impact on our business, client relationships and financial results.

***Our Regulated Businesses require significant capital expenditures and may suffer if we fail to secure appropriate funding to make investments, or if we experience delays in completing major capital expenditure projects.***

The water and wastewater utility business is very capital intensive. We invest significant amounts of capital to add, replace and maintain property, plant and equipment. In 2012, we invested \$928.6 million in net Company-funded capital improvements. The level of capital expenditures necessary to maintain the integrity of our systems could increase in the future. We fund capital improvement projects using cash generated from operations, borrowings under our revolving credit facility and commercial paper programs and issuances of long-term debt and equity securities. We can provide no assurance that we will be able to access the debt and equity capital markets on favorable terms or at all.

In addition, we believe that our dividend policy could limit our ability to pursue growth. In particular, the use of cash to pay dividends could affect our ability to make large acquisitions or pursue other growth opportunities that require cash investments in amounts greater than our available cash and external financing resources. In order to fund construction expenditures, acquisitions (including tuck-in acquisitions), principal and interest payments on our indebtedness, and dividends at the level currently anticipated under our dividend policy, we expect that we will need additional financing. However, we intend to retain sufficient cash from operating activities after the distribution of dividends to fund a portion of our capital expenditures.

[Table of Contents](#)

If we do not obtain sufficient capital, we may be unable to maintain our existing property, plant and equipment, realize our capital investment strategies, meet our growth targets and successfully expand the rate base upon which we are able to earn future returns on our investment and a return of our investment. Even if we have adequate resources to make required capital expenditures, we face the additional risk that we will not complete our major capital expenditures on time, as a result of construction delays or other obstacles. Each of these outcomes could adversely affect our financial condition and results of operations.

***Weather conditions could adversely affect demand for our water service and our revenues.***

Demand for our water during the warmer months is generally greater than during cooler months due primarily to additional requirements for water in connection with irrigation systems, swimming pools, cooling systems and other outside water use. Throughout the year, and particularly during typically warmer months, demand tends to vary with temperature, rainfall levels and rainfall frequency. In the event that temperatures during the typically warmer months are cooler than normal, or if there is more rainfall than normal, the demand for our water may decrease and adversely affect our revenues.

***Market conditions may unfavorably impact the value of benefit plan assets and liabilities, as well as assumptions related to the benefit plans, which may require us to provide significant additional funding.***

The performance of the capital markets affects the values of the assets that are held in trust to satisfy significant future obligations under our pension and postretirement benefit plans. These assets are subject to market fluctuations, which may cause investment returns to fall below our projected return rates. A decline in the market value of the pension and postretirement benefit plan assets will increase the funding requirements under our pension and postretirement benefit plans if future returns on these assets are insufficient to offset the decline in value. Additionally, the Company's pension and postretirement benefit plan liabilities are sensitive to changes in interest rates. As interest rates decrease, thereby reducing returns, our liabilities increase, potentially increasing benefit expense and funding requirements. Further, changes in demographics, including increased numbers of retirements or increases in life expectancy assumptions may also increase the funding requirements of our obligations related to the pension and other postretirement benefit plans. Future increases in pension and other postretirement costs as a result of reduced plan assets may not be fully recoverable in rates, and our results of operations and financial position could be negatively affected.

In addition, market factors can affect assumptions we use in determining funding requirements with respect to our pension and postretirement plans. For example, a relatively modest change in our assumptions regarding discount rates can materially affect our calculation of funding requirements. To the extent that market data compels us to reduce the discount rate used in our assumptions, our benefit obligations could be materially increased, which could adversely affect our financial position and results of operations.

***Our indebtedness could affect our business adversely and limit our ability to plan for or respond to changes in our business, and we may be unable to generate sufficient cash flows to satisfy our liquidity needs.***

As of December 31, 2012, our indebtedness (including preferred stock with mandatory redemption requirements) was \$5,595.3 million, and our working capital (defined as current assets less current liabilities) was in a deficit position. Our indebtedness could have important consequences, including:

- limiting our ability to obtain additional financing to fund future working capital requirements or capital expenditures;
- exposing us to interest rate risk with respect to the portion of our indebtedness that bears interest at a variable rate;
- limiting our ability to pay dividends on our common stock or make payments in connection with our other obligations;

[Table of Contents](#)

- impairing our access to the capital markets for debt and equity
- likely requiring that an increasing portion of our cash flows from operations be dedicated to the payment of the principal of and interest on our debt, thereby reducing funds available for future operations, acquisitions, dividends on our common stock or capital expenditures;
- limiting our ability to take advantage of significant business opportunities, such as acquisition opportunities, and to react to changes in market or industry conditions; and
- placing us at a competitive disadvantage compared to those of our competitors that have less debt.

In order to meet our capital expenditure needs, we may be required to make additional borrowings under our revolving credit facility or issue new debt securities in the capital markets. Moreover, additional borrowings may be required to refinance outstanding indebtedness. Debt maturities and sinking fund payments in 2013 and 2014 are \$116.0 million and \$12.8 million, respectively. We can provide no assurances that we will be able to access the debt capital markets on favorable terms, if at all. If new debt is added to our current debt levels, the related risks we now face could intensify, limiting our ability to refinance existing debt on favorable terms.

We will depend primarily on operations to fund our expenses and to pay the principal and interest on our outstanding debt. Therefore, our ability to pay our expenses and satisfy our debt service obligations depends on our future performance, which will be affected by financial, business, economic, competitive, legislative, regulatory and other factors beyond our control. If we do not have sufficient cash flows to pay the principal and interest on our outstanding debt, we may be required to refinance all or part of our existing debt, sell assets, borrow additional funds or sell additional equity. In addition, if our business does not generate sufficient cash flows from operations, or if we are unable to incur indebtedness sufficient to enable us to fund our liquidity needs, we may be unable to plan for or respond to changes in our business, which could cause our operating results and prospects to be affected adversely.

***Work stoppages and other labor relations matters could adversely affect our results of operations.***

Approximately 50% of our workforce is represented by unions. We have 77 collective bargaining agreements in place with 18 different unions representing our unionized employees. We might not be able to renegotiate labor contracts on terms that are favorable to us. Any negotiations or dispute resolution processes undertaken in connection with our labor contracts could be delayed or affected by labor actions or work stoppages. Labor actions, work stoppages or the threat of work stoppages, and our failure to obtain favorable labor contract terms during renegotiations may adversely affect our financial condition, results of operations, cash flows and liquidity. In September 2010, we declared “impasse” in negotiations of our national benefits agreement with most of the labor unions representing employees in our Regulated Businesses. The prior agreement expired on July 31, 2010; however, negotiations did not produce a new agreement. We implemented our “last, best and final” offer on January 1, 2011 in order to provide health care coverage for our employees in accordance with the terms of the offer. The unions have challenged our right to implement our last, best, and final offer. In this regard, following the filing by the Utility Workers Union of America of an unfair labor practice charge, the National Labor Relations Board (“NLRB”) issued a complaint against us in January 2012, claiming that we implemented the last, best and final offer without providing sufficient notice of the existence of a dispute with the Federal Mediation and Conciliation Service, a state mediation agency, and several state departments of labor. We have asserted that we did, in fact, provide sufficient notice. On October 16, 2012, the NLRB Administrative Law Judge hearing the matter ruled that, although we did provide sufficient notification to the Federal Mediation and Conciliation Service, we did not provide notice to state agencies, in violation of the National Labor Relations Act. The Administrative Law Judge ordered, among other things, that we cease and desist from implementing the terms of our last, best and final offer and make whole all affected employees for losses suffered as a result of our implementation of our last, best and final offer. The “make whole” order, if upheld on appeal, would require us to provide backpay plus interest, from January 1, 2011 through the date of the final determination. Based on current estimates and assumptions, we estimate the cash impact could be in the range of \$2.5 to \$3.5 million per year, with the total impact dependent on the length of time the issue remains

[Table of Contents](#)

unresolved. In November 2012, we filed an exception to the decision of the Administrative Law Judge in order to obtain a review by the full NLRB. Although no work stoppages have occurred with respect to the expired contracts described above, we cannot provide assurance that a work stoppage or strike will not occur. While we have developed contingency plans to be implemented as necessary if a work stoppage or strike does occur, we cannot assure that a strike or work stoppage would not have a material adverse impact on our results of operations, financial position or cash flows.

***Contamination of our sources of water could result in service interruptions and human exposure to hazardous substances and subject our subsidiaries to civil or criminal enforcement actions, private litigation and cleanup obligations.***

Our water supplies are subject to contamination, including contamination from naturally-occurring compounds, chemicals in groundwater systems, pollution resulting from man-made sources, such as perchlorate and methyl tertiary butyl ether (“MTBE”), and possible terrorist attacks. If one of our water supplies is contaminated, we may have to interrupt the use of that water supply and locate an adequate supply of water from another water source, including, in some cases, through the purchase of water from a third-party supplier. If we are unable to access a substitute water supply in a cost-effective manner, our financial condition, results of operations, cash flows, liquidity and reputation may be adversely affected. In addition, we may incur significant costs in order to treat the contaminated source through expansion of our current treatment facilities, or development of new treatment methods. We might not be able to recover costs associated with treating or decontaminating water supplies through rates, or recovery of these costs may not occur in a timely manner. Moreover, we could be held liable for environmental damage as well as damages arising from toxic tort or other lawsuits, criminal enforcement actions, contractual obligations or other consequences arising out of human exposure to hazardous substances in our drinking water supplies.

***The failure of, or the requirement to repair, upgrade or dismantle, any of our dams may adversely affect our financial condition and results of operations.***

We own approximately 90 dams. A failure of any of those dams could result in injuries and downstream property damage for which we may be liable. The failure of a dam would also adversely affect our ability to supply water in sufficient quantities to our customers and could adversely affect our financial condition and results of operations. Any losses or liabilities incurred due to a failure of one of our dams might not be covered by insurance policies or be recoverable in rates, and such losses may make it difficult for us to secure insurance at acceptable rates in the future.

We also are required from time to time to decommission, repair or upgrade the dams that we own. The cost of such repairs can be and has been material. We might not be able to recover such costs through rates. The inability to recover these higher costs or delayed recovery of the costs as a result of regulatory lag can affect our financial condition, results of operations, cash flows and liquidity. The federal and state agencies that regulate our operations may adopt rules and regulations requiring us to dismantle our dams.

***Any failure of our network of water and wastewater pipes and water reservoirs could result in losses and damages that may affect our financial condition and reputation.***

Our operating subsidiaries distribute water and collect wastewater through an extensive network of pipes and store water in reservoirs located across the United States. A failure of major pipes or reservoirs could result in injuries and property damage for which we may be liable. The failure of major pipes and reservoirs may also result in the need to shut down some facilities or parts of our network in order to conduct repairs. Such failures and shutdowns may limit our ability to supply water in sufficient quantities to our customers and to meet the water and wastewater delivery requirements prescribed by government regulators, including state PUCs with jurisdiction over our operations, and adversely affect our financial condition, results of operations, cash flows, liquidity and reputation. Any business interruption or other losses might not be covered by insurance policies or

[Table of Contents](#)

be recoverable in rates, and such losses may make it difficult for us to secure insurance at acceptable rates in the future. Moreover, to the extent such business interruptions or other losses are not covered by insurance, they may not be recovered through rate adjustments.

***Our inability to access the capital or financial markets could affect our ability to meet our liquidity needs at reasonable cost and our ability to meet long-term commitments, which could adversely affect our financial condition and results of operations.***

In addition to cash from operations, we rely on our revolving credit facility, commercial paper programs, and the capital markets to satisfy our liquidity needs. In this regard, our principal external source of liquidity is our revolving credit facility. We regularly use our commercial paper program as a principal source of short-term borrowing due to the generally more attractive rates we obtain in the commercial paper market. However, disruptions in the capital markets could limit our ability to access capital. While our credit facility lending banks have met all of their obligations, disruptions in the credit markets, changes in our credit ratings, or deterioration of the banking industry's financial condition could discourage or prevent lenders from meeting their existing lending commitments, extending the terms of such commitments, or agreeing to new commitments. In order to meet our short-term liquidity needs, particularly if borrowings through the commercial paper market are unavailable, we maintain a \$1.0 billion revolving credit facility. Commitments under this revolving credit facility mature in October 2017 (subject to up to two 1-year extensions at our request). Our inability to maintain, renew or replace these commitments could materially increase our cost of capital and adversely affect our financial condition, results of operations and liquidity.

American Water Capital Corp. ("AWCC"), our financing subsidiary, had no outstanding borrowings under the revolving credit facility and \$27.6 million of outstanding letters of credit under the credit facility as of February 21, 2013. AWCC had \$295.1 million of outstanding commercial paper as of February 21, 2013. We cannot assure that our lenders will meet their existing commitments or that we will be able to access the commercial paper or loan markets in the future on terms acceptable to us or at all.

Longer term disruptions in the capital and credit markets as a result of uncertainty, reduced financing alternatives, or failures of significant financial institutions could adversely affect our access to the liquidity needed for our business. Any significant disruption in the capital and credit markets, or financial institution failures could require us to take measures to conserve cash until the market stabilizes or until alternative financing can be arranged. Such measures could include deferring capital expenditures, reducing or suspending dividend payments, and reducing other discretionary expenditures.

Any impediments to our access to the capital markets, failure of our lenders to meet their commitments, increased interest expense, or cash conservation measures resulting from financial market disruptions or otherwise could adversely affect our business, financial condition, results of operations, cash flow, and liquidity.

***Changes in laws and regulations over which we have no control and changes in certain agreements can significantly affect our business and results of operations.***

New legislation, regulations, government policies or court decisions can materially affect our operations. The individuals who serve as regulators are elected or are political appointees. Therefore, elections which result in a change of political administration or new appointments may also result in changes in the individuals who serve as regulators and the policies of the regulatory agencies that they serve. New laws or regulations, new interpretations of existing laws or regulations, changes in agency policy, including those made in response to shifts in public opinion, or conditions imposed during the regulatory hearing process may affect our business in a number of ways that could have an adverse effect on our business, financial condition, results of operations, cash flows and liquidity, including the following:

- making it more difficult for us to raise our rates and, as a consequence, to recover our costs or earn our expected rates of return;
- changing the determination of the costs, or the amount of costs, that would be considered recoverable in rate cases;



[Table of Contents](#)

- changing water quality or delivery service standards or wastewater collection, treatment, discharge and disposal standards with which we must comply;
- restricting our ability to terminate our services to customers who owe us money for services previously provided or limiting our bill collection efforts;
- requiring us to provide water services at reduced rates to certain customers;
- restricting our ability to buy or sell assets or issue securities;
- changing regulations that affect the benefits we expected to receive when we began offering services in a particular area;
- changing or placing additional limitations on change in control requirements relating to any concentration of ownership of our common stock;
- making it easier for governmental entities to convert our assets to public ownership via eminent domain;
- placing limitations, prohibitions or other requirements on the sharing of information and transactions by or between a regulated utility and its affiliates, including us, our service company and any of our other subsidiaries;
- restricting or prohibiting our extraction of water from rivers, streams, reservoirs or aquifers; and
- revoking or altering the terms of the certificates of public convenience and necessity (or similar authorizations) issued to us by state PUCs.

***We have recorded a significant amount of goodwill, and we may never realize the full value of our intangible assets, causing us to record impairments that may negatively affect our results of operations.***

Our total assets include substantial goodwill. At December 31, 2012, our goodwill totaled \$1,207.3 million. The goodwill is primarily associated with the acquisition of American Water by an affiliate of our previous owner in 2003 and the acquisition of E'Town Corporation by a predecessor to our previous owner in 2001. Goodwill represents the excess of the purchase price the purchaser paid over the fair value of the net tangible and intangible assets acquired. Goodwill is recorded at fair value on the date of an acquisition and is reviewed annually or more frequently if changes in circumstances indicate the carrying value may not be recoverable. As required by the applicable accounting rules, we have taken significant non-cash charges to operating results for goodwill impairments in the past. In the aggregate, goodwill impairment charges including those recognized in our discontinued operations taken in each year from 2006 through 2009 totaled approximately \$ 1.93 billion and reduced net income by approximately \$ 1.91 billion.

We may be required to recognize an impairment of goodwill in the future due to market conditions or other factors related to our performance. These market events could include a decline over a period of time of our stock price, a decline over a period of time in valuation multiples of comparable water utilities, the lack of an increase in our market price consistent with our peer companies, or decreases in control premiums. A decline in the forecasted results in our business plan, such as changes in rate case results or capital investment budgets or changes in our interest rates, could also result in an impairment charge. Recognition of impairments of a significant portion of goodwill would negatively affect our reported results of operations and total capitalization, the effect of which could be material and could make it more difficult to maintain our credit ratings, secure financing on attractive terms, maintain compliance with debt covenants and meet expectations of our regulators.

***The assets of our Regulated Businesses are subject to condemnation through eminent domain.***

Municipalities and other government subdivisions have historically been involved in the provision of water and wastewater services in the United States, and organized efforts may arise from time to time in one or more of the service areas in which our Regulated Businesses operate to convert our assets to public ownership and



[Table of Contents](#)

operation through exercise of the governmental power of eminent domain. Should a municipality or other government subdivision seek to acquire our assets through eminent domain, we may resist the acquisition. For example, over the last several years threats of condemnation have been made with respect to certain parts of our water system near Chicago, Illinois. In 2008, the governing bodies of two Illinois municipalities, Homer Glen and Bolingbrook, passed resolutions to pursue a detailed valuation study of the water pipeline that delivers water in those communities. Several nearby municipalities joined in this study. Homer Glen has also commissioned a study to determine the cost and feasibility of condemning Illinois-American's retail distribution system serving that community. Five municipalities passed ordinances enabling them to form a water agency to pursue eminent domain, and the agency was officially formed in June 2012. In August 2012, the agency made an offer of \$34 million for our pipeline. The water agency later sent a letter increasing its offer to \$37.6 million, and provided a copy of an appraisal. In December 2012, the water agency voted in favor of filing an eminent domain lawsuit. In January 2013, the water agency filed an eminent domain case. Contesting an exercise of condemnation through eminent domain may result in costly legal proceedings and may divert the attention of the affected Regulated Business's management from the operation of its business. Moreover, our efforts to resist the acquisition may not be successful.

If a municipality or other government subdivision succeeds in acquiring the assets of one or more of our Regulated Businesses through eminent domain, there is a risk that we will not receive adequate compensation for the business, that we will not be able to keep the compensation, or that we will not be able to divest the business without incurring significant one-time charges.

***We may not be able to fully utilize our U.S. and state net operating loss carryforwards.***

As of December 31, 2012, we had U.S. federal and state net operating loss ("NOL") carryforwards of approximately \$1,047.8 million and \$663.4 million, respectively. Our federal NOL carryforwards begin to expire in 2028, and our state NOL carryforwards will expire between 2013 and 2032. Our ability to utilize our NOL carryforwards is primarily dependent upon our ability to generate sufficient taxable income. Moreover, because our previous owner's divestiture of its stock was considered an "ownership change" under Section 382 of the Internal Revenue Code, the amount of NOL carryforwards that may be utilized in any year is limited. Our management believes the federal NOL carryforwards are more likely than not to be recovered and therefore currently require no valuation allowance. At December 31, 2012, \$192.6 million of the state NOL carryforwards have been offset by a valuation allowance because the Company does not believe these NOLs will more likely than not be realized in the future, and we have, in the past, been unable to utilize certain of our NOLs. The establishment or increase of a valuation allowance in the future would reduce our deferred income tax assets and our net income.

Our actual results may differ from those estimated by management in making its assessment as to our ability to use the NOL carryforwards. Moreover, changes in income tax laws, the economy and general business environment could affect the future utilization of the NOL carryforwards. If we are unable to fully utilize our NOL carryforwards to offset taxable income generated in the future, our financial position, results of operations and cash flows could be materially adversely affected.

***Our Market-Based Operations, through American Water (excluding our regulated subsidiaries) provide performance guarantees, including financial guarantees or deposits, to our public-sector and public clients, who may seek to enforce the guarantees if our Market-Based Operations do not satisfy certain obligations.***

Under the terms of some of our agreements for the provision of services to water and wastewater facilities with municipalities, other governmental entities and other customers, American Water (excluding our regulated subsidiaries) provides guarantees of specified performance obligations of our Market-Based Operations, including financial guarantees or deposits. In the event our Market-Based Operations fail to perform these obligations, the entity holding the guarantees may seek to enforce the performance commitments against us or proceed against the deposit. In that event, our financial condition, results of operations, cash flows, and liquidity could be adversely affected.

[Table of Contents](#)

At December 31, 2012, we had remaining performance commitments as measured by remaining contract revenue totaling approximately \$2,952.4 million, and this amount is likely to increase if our Market-Based Operations grow. The presence of these commitments may adversely affect our financial condition and make it more difficult for us to secure financing on attractive terms.

***Our Market-Based Operations' long-term contracts with the Department of Defense may be terminated for the convenience of the U.S. Government and are subject to periodic contract price redetermination.***

All of our contracts with the Department of Defense for the operation and maintenance of water and wastewater systems may be terminated, in whole or in part, prior to the end of the 50-year term for convenience of the U.S. Government or as a result of default or non-performance by the subsidiary performing the contract. In addition, the contract price for each of these military contracts is typically subject to redetermination two years after commencement of operations and every three years thereafter. Price redetermination is a contract mechanism to periodically adjust the service fee in the next period to reflect changes in contract obligations and anticipated market conditions. Any early contract termination or unfavorable price redetermination could adversely affect our results of operations.

***We operate a number of water and wastewater systems under O&M contracts and face the risk that the owners of those systems may fail to maintain those systems, which may negatively affect us as the operators of the systems.***

We operate a number of water and wastewater systems under O&M contracts. Pursuant to these contracts, we operate the system according to the standards set forth in the applicable contract, and it is generally the responsibility of the owner to undertake capital improvements. In some cases, we may not be able to convince the owner to make needed improvements in order to maintain compliance with applicable regulations. Although violations and fines incurred by water and wastewater systems may be the responsibility of the owner of the system under these contracts, those non-compliance events may reflect poorly on us as the operator of the system and damage our reputation, and in some cases, may result in liability to the same extent as if we were the owner.

***Risks associated with our portfolio optimization efforts may adversely affect us.***

Under our portfolio optimization initiative, we will continue to seek to acquire or invest in additional water and/or wastewater systems while disposing of other systems. These transactions are designed to enable us to achieve a more rationalized portfolio, cost structure improvements and an enhanced financial profile. We will consider acquiring systems in markets in the United States where we do not currently operate our Regulated Businesses and through tuck-ins. We also will continue to seek to enter into related market-based businesses and services that complement our businesses. Acquisition transactions may result in:

- incurrence of debt and contingent liabilities;
- dilutive issuances of our equity securities;
- failure to realize anticipated benefits;
- failure of acquired entities to have or to maintain effective internal control over financial reporting;
- fluctuations in quarterly results;
- exposure to unknown risks and liabilities, such as environmental liabilities; and
- other acquisition-related expenses.

With respect to dispositions, we may be unable to sell, on acceptable terms, systems that we no longer believe are suitable for our portfolio.

[Table of Contents](#)

We may also experience difficulty in obtaining required regulatory approvals for acquisitions or dispositions, and any regulatory approvals we obtain may require us to agree to costly and restrictive conditions imposed by regulators. We may not identify all significant risks when reviewing a potential transaction, and we could be exposed to potential liabilities for which we will not be indemnified or, in the case of dispositions, we may be required to continue to assume liabilities with respect to systems that we sell. We also may encounter difficulties in integrating new businesses, including bringing newly acquired businesses up to the necessary level of regulatory compliance, retaining and integrating key personnel, achieving strategic objectives and integrating acquired assets and technological systems. The demands of identifying and transitioning newly acquired businesses or pursuing investment opportunities may also divert management's attention from other business concerns and otherwise disrupt our business. Any of these risks may adversely affect our financial condition, results of operations and cash flows.

***Our Market-Based Operations are party to long-term contracts to operate and maintain water and wastewater systems under which we may incur costs in excess of payments received.***

Some of our Market-Based Operations enter into long-term contracts pursuant to which they agree to operate and maintain a municipality's, federal government's or other party's water or wastewater treatment and delivery facilities, which includes responsibility for certain major maintenance for some of those facilities, in exchange for an annual fee. Our Market-Based Operations are generally subject to the risk that costs associated with operating and maintaining the facilities, including production costs such as purchased water, electricity, fuel and chemicals used in water treatment, may exceed the fees received from the municipality or other contracting party. In addition, directly or through our market-based subsidiaries, we often guarantee our Market-Based Operations' obligations under those contracts. Losses under these contracts or guarantees may adversely affect our financial condition, results of operations, cash flows and liquidity.

***We rely on our information technology ("IT") systems to assist with the management of our business and customer and supplier relationships, and a disruption of these systems could adversely affect our business.***

Our IT systems are an integral part of our business, and a serious disruption of our IT systems could significantly limit our ability to manage and operate our business efficiently, which, in turn, could cause our business and competitive position to suffer and adversely affect our results of operations. We depend on our IT systems to bill customers, process orders, provide customer service, manage construction projects, manage our financial records, track assets, remotely monitor certain of our plants and facilities and manage human resources, inventory and accounts receivable collections. Our IT systems also enable us to purchase products from our suppliers and bill customers on a timely basis, maintain cost-effective operations and provide service to our customers. A number of our current IT systems are antiquated, and it is increasingly difficult to obtain upgrades to, and support for, these systems. While we intend to replace these systems through the business transformation process described above, for the time being we remain subject to risks that are underscored by the age of our IT systems. Specifically, our IT systems are vulnerable to damage or interruption from:

- power loss, computer systems failures, and internet, telecommunications or data network failures;
- operator negligence or improper operation by, or supervision of, employees;
- physical and electronic loss of customer data due to security breaches, misappropriation and similar events;
- computer viruses;
- intentional acts of vandalism and similar events; and
- hurricanes, fires, floods, earthquakes and other natural disasters.

These events may result in physical and electronic loss of customer or financial data, security breaches, misappropriation and other adverse consequences. In addition, the lack of redundancy for certain of our IT systems, including billing systems, could exacerbate the impact of any of these events on us.

[Table of Contents](#)

In addition, we may not be successful in developing or acquiring technology that is competitive and responsive to the needs of our business, and we might lack sufficient resources to make the necessary upgrades or replacements of our outdated existing technology to allow us to continue to operate at our current level of efficiency.

**ITEM 1B. UNRESOLVED STAFF COMMENTS**

None.

**ITEM 2. PROPERTIES**

Our properties consist of transmission and distribution mains and conduits, water and wastewater treatment plants, pumping wells, tanks, meters, supply lines, dams, reservoirs, buildings, vehicles, land, easements, software rights and other facilities and equipment used for the operation of our systems, including the collection, treatment, storage and distribution of water, and the collection and treatment of wastewater. Substantially all of our properties are owned by our subsidiaries, and a substantial portion of our property is subject to liens of our mortgage bonds. We lease our corporate offices, equipment and furniture, located in Voorhees, New Jersey from certain of our wholly-owned subsidiaries. These properties are utilized by our directors, officers and staff in the conduct of the business.

Our regulated subsidiaries own, in the states in which they operate, transmission and distribution mains, pump stations, treatment plants, storage tanks, reservoirs and related facilities. A substantial acreage of land is owned by our Regulated Businesses, the greater part of which is located in watershed areas, with the balance being principally sites of pumping and treatment plants, storage reservoirs, tanks and standpipes. Additionally, property and facilities including such items as well fields, tanks, offices and operation centers, are also leased by our regulated subsidiaries. Our Market-Based Operations' properties consist mainly of spreading and waste transportation equipment, office furniture and IT equipment and are primarily located in New Jersey and Canada. Approximately 50% of our properties are located in New Jersey and Pennsylvania.

We maintain property insurance against loss or damage to our properties by fire or other perils, subject to certain exceptions. For insured losses, we are self-insured to the extent that any losses are within the policy deductible or exceed the amount of insurance maintained. Any such losses could have a material adverse effect on our consolidated results of operations, financial position or cashflows.

We believe that our properties are generally maintained in good operating condition and in accordance with current standards of good water and wastewater works industry practice, and units of property are replaced as and when necessary.

**ITEM 3. LEGAL PROCEEDINGS*****Alternative Water Supply in Lieu of Carmel River Diversions***

In 1995, the California State Water Resources Control Board issued an administrative order (the "1995 Order") to California-American Water Company ("CAWC") requiring CAWC to implement an alternative water supply in lieu of diversions from the Carmel River. The State Water Resources Control Board held administrative hearings in the summer of 2008 to address claims that CAWC has exceeded its water diversion rights in the Carmel River and has not diligently pursued establishing an alternative water supply as required by the 1995 Order. The State Water Resources Control Board adopted a Cease and Desist Order applicable to CAWC on October 20, 2009 (the "2009 Order"). The 2009 Order finds that CAWC has not sufficiently implemented actions to terminate its unpermitted diversions from the Carmel River as required by the 1995 Order. The 2009 Order requires, among other things, that CAWC significantly decrease its yearly diversions from the Carmel River according to a set reduction schedule running from the date the 2009 Order was adopted

[Table of Contents](#)

until December 31, 2016, at which point all unpermitted diversions must end. Failure to effect the decrease in diversions mandated by the 2009 Order could result in substantial penalties. We can provide no assurances that CAWC will be able to comply with the diversion reduction requirements and other remaining requirements under the 2009 Order or that any such compliance will not result in material additional costs or obligations to us.

In July 2012, CAWC, the State Water Resources Control Board and other parties to CAWC's previously filed appeal of the 2009 Order and a related action entered into a Stipulation For Dismissal, Without Prejudice, Agreement to Toll Statute of Limitations and Proposed Order (the "Stipulation"). Under the Stipulation, among other things, the actions against the State Water Resources Control Board generally are to be dismissed without prejudice and the statute of limitations related to any future judicial review of the 2009 Order as to claims alleged in CAWC's appeal of the 2009 Order and in a related action will be tolled. The Superior Court of the State of California for Santa Clara County approved the Stipulation on August 1, 2012, and the actions will be dismissed upon resolution of a request for attorneys' fees made by the Sierra Club, an intervening party in one of the actions.

In connection with the pending application for the Monterey Peninsula Water Supply Project described below, CAWC provided a letter to the State Water Resources Control Board on January 29, 2013, stating that even if the California Public Utilities Commission ("CPUC") were to adhere to its schedule for a final CPUC action with respect to the application in December 2013 or January 2014, CAWC does not expect to have an operational water supply project that will enable CAWC to terminate its unpermitted diversions from the Carmel River by December 31, 2016, as required by the 2009 Order.

On December 2, 2010, the CPUC approved the Regional Desalination Project (the "Project"), involving the construction of a desalination facility on the California central coast, north of Monterey. The Project was to be implemented through a Water Purchase Agreement and ancillary agreements (collectively, the "Agreements") among the Marina Coast Water District ("MCWD"), the Monterey County Water Resources Agency ("MCWRA") and CAWC. The desalination facility was to be constructed and owned by MCWD, and MCWRA was to construct the wells that were to supply water to the desalination facility. The Project was intended, among other things, to fulfill CAWC's obligations under the 1995 Order, in addition to other obligations.

The Project was subject to delay due to, among other things, funding delays and investigations and inquiries initiated by public authorities relating to an alleged conflict of interest concerning a former member of the MCWRA Board of Directors (the "Former Director"). The Former Director was paid for consulting work by a contractor to MCWD while serving on the MCWRA Board of Directors. The contractor subsequently was retained as project manager for the Project. (On November 15, 2011, the Monterey County District Attorney charged the Former Director with two felony counts of conflict of interest relating to the Project, as well as additional felony and misdemeanor counts for other activities.)

On July 7, 2011, MCWRA advised MCWD and CAWC that the Agreements were void as a result of the conduct of the Former Director. Subsequently, on August 12, 2011, CAWC advised MCWD and MCWRA that they have defaulted in performance of certain financing obligations under the Water Purchase Agreement. By letter delivered to MCWD and MCWRA on September 28, 2011, CAWC terminated the Agreements, based on MCWRA's repudiation of the Agreements. In other communications among the parties, each of MCWD and MCWRA have stated that it complied with the financing obligations, and MCWD further responded that, among other things, CAWC did not comply on a timely basis with an obligation under the Water Purchase Agreement that CAWC provide a letter of credit. MCWD also asserted that the Agreements remain in effect. On January 17, 2012, following unsuccessful mediation efforts among the parties, CAWC publicly announced that it had withdrawn support of the Project.

Disputes among the parties with respect to the Project continued throughout 2012. In public filings before the CPUC, MCWD asserted, among other things, that if the CPUC determines that the Project is no longer the preferred water supply solution, it should require CAWC to reimburse MCWD for all costs expended by MCWD

[Table of Contents](#)

in connection with the Project. MCWRA asserted that it was entitled to reimbursement of all costs or expenses relating to the Project, including enumerated expenses under the WPA. Each of MCWD and MCWRA also claimed entitlement to forgiveness of the indebtedness to CAWC that it incurred in connection with the Project. In response, CAWC challenged MCWD's claim that it is entitled to reimbursement for certain purported litigation expenses, and has stated generally that, in light of the failure of MCWD and MCWRA to fulfill their contractual obligations under the WPA, their entitlement to reimbursement is unclear. On July 12, 2012, the CPUC closed the proceedings relating to the Project. In its decision, the CPUC stated that there may be costs that have been incurred with respect to the Project that may be recoverable in rates, but that it would examine the recoverability of such costs in other proceedings. CAWC plans to file a new application seeking recovery of legal costs relating to the Project after any pending legal disputes are resolved.

On September 17, 2012, CAWC and MCWRA entered into a Tolling and Standstill Agreement whereby each party agreed to toll the statute of limitations on any claims either party may have against the other with respect to the Project and agreed not to commence litigation against the other while the agreement is in effect (other than a civil proceeding for declaratory relief relating to the validity of the Agreements, which, as noted below, CAWC filed on October 4, 2012).

CAWC sought to enter into a similar tolling and standstill agreement with MCWD, but MCWD refused to do so. Therefore, on September 18, 2012, CAWC filed a formal claim with the MCWD Board seeking monetary damages against MCWD. In its claim, CAWC alleges that the Project was terminated due to, among other things, MCWD's breach of one of the Agreements by failing to use its best efforts to obtain project financing, that MCWD has failed to repay approximately \$6 million loaned by CAWC to MCWD in connection with the Project, and that CAWC made substantial expenditures in connection with the Project, which it is entitled to recover from MCWD. CAWC has claimed damages potentially in excess of \$20 million. On November 2, 2012, MCWD provided notice that the Board of MCWD rejected CAWC's claims for damages. CAWC has six months from such date to file a court action on this claim.

On October 4, 2012, CAWC filed a Complaint for Declaratory Relief in the Monterey County Superior Court against MCWRA and MCWD, seeking a determination by the Court as to whether the Agreements are void as a result of the Former Director's alleged conflict of interest, or remained valid. On November 21, 2012, MCWD filed an Answer to CAWC's Complaint, a Motion to Change Venue, and a Cross-Complaint for Declaratory Relief. MCWD's cross-complaint seeks a judicial declaration that any challenge to the validity of the Agreements are time-barred or barred by the California Public Utilities Code. MCWRA filed its Answer to CAWC's cross-complaint on December 7, 2012. In its answer, MCWRA alleges, among other things, that this action must be stayed pending conclusion of the criminal proceeding relating to the alleged conflict of interest by the Former Director. After CAWC indicated that it did not object to a change of venue, the Monterey County Superior Court approved MCWD's motion to transfer the case to San Francisco County Superior Court and the transfer was accepted by the San Francisco County Superior Court on January 30, 2013.

In December 2012, CAWC, MCWRA, and the County of Monterey entered into a settlement agreement under which CAWC will forgive approximately \$1.9 million previously loaned by CAWC to MCWRA in connection with the Project, and CAWC will make additional payments of up to approximately \$1.5 million to MCWRA (approximately half of which will be paid directly to MCWRA; the remaining amount will be placed in an escrow account to pay claims of consultants and contractors against MCWRA relating to the Project). The settlement agreement, the debt forgiveness and the additional payments will be conditioned on CPUC approval, including approval of CAWC rate recovery of the debt forgiveness and the additional payments. On December 4, 2012, the Monterey County Board of Supervisors approved the settlement agreement. The settlement agreement does not affect CAWC's Complaint for Declaratory Relief on the issue of whether the Agreements are void or valid. CAWC expects to file an application for CPUC approval of the settlement agreement before the end of the first quarter of 2013.

On April 23, 2012, CAWC filed an application with the CPUC for approval of the Monterey Peninsula Water Supply Project (the "New Project"). The New Project involves construction of a desalination plant and

[Table of Contents](#)

related facilities, all to be owned by CAWC. In addition, the New Project may encompass CAWC's purchase of water from the proposed Monterey Peninsula Groundwater Replenishment Project, a joint project between the Monterey Regional Water Pollution Control Agency and the Monterey Peninsula Water Management District ("MPWMD"). The New Project also would involve aquifer storage and recovery through an already established aquifer storage and recovery program between CAWC and the MPWMD. In its application, CAWC seeks approval to construct a desalination plant that can accommodate 9.6 million gallons per day. However, if the Groundwater Replenishment Project meets certain specified milestones by the time CAWC is ready to construct the plant (currently estimated to be near the end of 2015) and the cost for water to be purchased by CAWC is reasonable, CAWC would make the appropriate filing to reduce the size of the desalination plant so that it accommodates 6.4 million gallons per day.

CAWC has estimated the total project capital cost for the 9.6 million gallons per day desalination plant and related facilities to be approximately \$384 million (\$330 million if the size of the plant is reduced to 6.4 million gallons per day). CAWC stated in the application that it anticipates, based on discussions with the State Water Resources Control Board, that it is eligible for a State Revolving Fund Loan for the New Project. The application also seeks CPUC approval of ratemaking mechanisms designed to enable CAWC to recover its costs related to construction and operation of the New Project, including funding for principal and interest on the State Revolving Fund Loan.

CAWC's ability to move forward on the New Project will be subject to extensive administrative review, including public hearings before the CPUC and testimony from intervening parties. In addition, a large number of federal, state and local approvals must also be obtained. One possible impediment, a Monterey County ordinance (the "Ordinance") limiting sponsorship of a desalination project to government-owned enterprises, was removed as a result of the settlement agreement described above. In accordance with the settlement agreement, Monterey County (the "County") agreed to dismiss, with prejudice, its complaint for declaratory relief before the California Superior Court in and for the County of San Francisco, asserting, among other things, that the Ordinance applies to CAWC. The Court closed the case on December 13, 2012. In addition, under the settlement agreement, the County and MCWRA agreed to offer reasonable support to CAWC for timely completion of the New Project, subject to their right to exercise independence and discretion in taking any action with respect to the New Project.

In a scheduling ruling issued in August 2012, the CPUC indicated that it expects to take final action on CAWC's application for the New Project by January 2014. However, these dates are subject to change. We cannot guarantee that CAWC's application for the New Project will be approved or that the New Project will be completed on a timely basis, if ever.

***San Clemente Dam***

The San Clemente Dam is a 106-foot high concrete arch dam located approximately 18.5 miles from the Pacific Ocean on the Carmel River. It was constructed in 1921 and has been operated by CAWC since 1966. In 1980, the California Department of Water Resources, Division of Safety of Dams ("DSOD") directed CAWC to evaluate the structural integrity of the dam in the event of severe earthquakes or floods that could overtop the dam. In 1992, CAWC concluded that under certain conditions, the San Clemente Dam might not be stable in the event of a "Maximum Credible Earthquake" (the maximum earthquake that appears capable of occurring under the presently known geologic framework). The studies also concluded that a "Probable Maximum Flood" (the flood that may be expected from the most severe combination of critical meteorological and hydrologic conditions that is reasonably possible in the drainage basin under study) could overtop the dam by fourteen feet and cause excessive erosion in the area of the downstream abutments. Based on these findings, DSOD ordered CAWC to improve the San Clemente Dam to address these issues.

Since 1992, there have been numerous engineering and environmental studies regarding the proposed solution to the San Clemente Dam's stability. Although dam buttressing was originally the favored project of



[Table of Contents](#)

CAWC and DSOD, CAWC began to explore dam removal on a parallel track in response to comments made by the National Oceanic and Atmospheric Administration's National Marine Fisheries Services ("NMFS") on DSOD's 1999 Draft Environmental Impact Report. DSOD certified the Final Environmental Impact Report/Environmental Impact Statement ("EIR/EIS") in January 2008. The Final EIR/EIS focused on two possible projects, the dam buttressing project and a project to reroute the Carmel River and remove the dam (the "Reroute and Removal Project"), but remained neutral as to which project CAWC should pursue.

The Reroute and Removal Project became CAWC's preferred project. Subject to CPUC approval and ratepayer recovery, CAWC committed to pay an amount equivalent to the estimated cost of buttressing the dam (approximately \$49 million). The California State Coastal Conservancy has committed to secure approximately \$34 million from State, Federal, and private foundation resources to fund the difference between the approximate cost of dam buttressing and the cost of the Reroute and Removal Project. In September 2010, CAWC filed an application with the CPUC for authorization to implement the Reroute and Removal Project and to recover through rates the \$49 million in prospective costs associated with the Reroute and Removal Project over a twenty-year period. In addition, CAWC sought to recover certain historical costs, totaling approximately \$26.9 million, related to studies to determine whether the dam could withstand a Probable Maximum Flood and or Maximum Credible Earthquake, efforts to develop a project to address seismic issues, the identification and analysis of possible alternative project options, and activities undertaken pursuant to the directives of Federal and State government agencies, including DSOD, which is acting as the lead agency under the State and Federal environmental review laws.

On June 21, 2012, the CPUC issued a Decision approving the Reroute and Removal Project. Specifically, the decision provides for rate recovery by CAWC of the \$49 million in prospective costs over a 20-year period, subject to an offset for tax benefits derived by CAWC's donation of specified parcels of land; CAWC may file an application with the CPUC to increase the amount of costs subject to rate recovery if project costs exceed \$49 million. In addition, the Decision permits CAWC to earn its full rate of equity return on this investment by allowing CAWC to draw interest at its authorized cost of capital, which includes both the debt and equity rates set by the CPUC. In addition, the Decision permits CAWC's rate recovery of approximately \$27 million in historical costs. The Decision places all authorized and estimated costs in a regulatory asset/balancing account and provides for recovery of the regulatory asset/balancing account over a twenty-year period beginning July 1, 2012.

On July 27, 2012, the Division of Ratepayer Advocates of the CPUC (the "DRA") filed an application for rehearing of the Decision. While supporting the Reroute and Removal Project, the DRA challenged the portion of the Decision authorizing CAWC to earn a full rate of return on expenses of the Dam Project. The CPUC has not yet ruled on the DRA's application. On August 13, 2012, CAWC filed a response challenging the DRA application. The matter is pending.

*Other Matters*

On June 29, 2012, a pipe bridge that supported three pipes carrying raw and treated water to and from the New Jersey American Water ("NJAW") Monmouth County Swimming River Treatment plant collapsed, substantially reducing the plant's capacity. The bridge previously had suffered damage from Hurricane Irene in 2011. The plant provides approximately 50% of the total capacity needed to meet maximum daily demands for NJAW's Coastal North system, which serves approximately 95,000 customers; other sources provide the remaining capacity. An estimated 200 customers at the highest elevations of the service area were without water service for approximately six hours on June 29, 2012, and the drop in water pressure resulted in the declaration of a state of emergency by Monmouth County and a precautionary boil water advisory for all customers served by the system. NJAW distributed 51,000 cases of bottled water to its customers in the system. Emergency temporary piping across a road bridge was constructed and substantial capacities were restored by July 2, at which time all boil water advisories were lifted. Full plant capacity was restored on July 4, and the county lifted the state of emergency on July 9.



[Table of Contents](#)

The BPU directed NJAW to retain a special reliability master (“SRM”) to conduct an investigation and present findings and recommendations to the BPU. NJAW cooperated fully with BPU Staff and the SRM throughout the course of the investigation. The SRM presented its report to the BPU on February 20, 2013. The SRM made 17 recommendations for improvement to overall system reliability, seven of which had been identified by the Company in its initial draft After Action Review (prepared by NJAW to document the actions it took to respond to the bridge collapse and its impacts) as potential enhancements to NJAW’s event management and response processes and procedures. The Company is in the process of implementing a number of the SRM recommendations. The BPU accepted the SRM’s report, for filing purposes only, and noticed a 30 day public comment period that will end on March 22, 2013. After the close of the public comment period, the BPU will determine its responses to this matter. We are unable to predict the outcome of this matter at this time.

Periodically, the Company is involved in other proceedings or litigation arising in the ordinary course of business. We do not believe that the ultimate resolution of these matters will materially affect the Company’s financial position or results of operations. However, litigation and other proceedings are subject to many uncertainties, and the outcome of individual matters is not predictable with assurance. It is possible that some litigation and other proceedings could be decided unfavorably to us, and that any such unfavorable decisions could have a material adverse effect on the Company’s business, financial condition, results of operations, and cash flows.

**ITEM 4. Mine Safety Disclosures**

Not applicable

[Table of Contents](#)

## PART II

**ITEM 5. MARKET FOR REGISTRANT'S COMMON EQUITY, RELATED STOCKHOLDER MATTERS AND ISSUER PURCHASES OF EQUITY SECURITIES**

Since April 23, 2008, our common stock has traded on the NYSE under the symbol "AWK." As of February 21, 2013, there were 177,409,722 shares of common stock outstanding and approximately 1,498 record holders of common stock.

The following table sets forth the per-share range of the high and low closing sales prices of our common stock as reported on the NYSE and the cash dividends paid and declared per share for the years ended December 31, 2012 and 2011.

	2012					2011				
	First Quarter	Second Quarter	Third Quarter	Fourth Quarter	Year	First Quarter	Second Quarter	Third Quarter	Fourth Quarter	Year
Dividends paid per common share	\$ 0.23	\$ 0.23	\$ 0.25	\$ 0.50	\$ 1.21	\$ 0.22	\$ 0.22	\$ 0.23	\$ 0.23	\$ 0.90
Dividend declared per common share	\$ 0.23	\$ 0.25	\$ 0.25	\$ 0.25	\$ 0.98	\$ 0.22	\$ 0.45	\$ 0.23	\$ 0.23	\$ 1.13
Price range of common stock										
—High	\$ 34.47	\$ 34.95	\$ 38.35	\$ 38.17	\$ 38.35	\$ 28.33	\$ 30.70	\$ 31.03	\$ 32.78	\$ 32.78
—Low	\$ 31.38	\$ 33.01	\$ 34.67	\$ 36.20	\$ 31.38	\$ 25.17	\$ 27.87	\$ 25.39	\$ 28.34	\$ 25.17

For information on securities authorized for issuance under our equity compensation please, see Item 12, "Security Ownership of Certain Beneficial Owners and Management and Related Stockholder Matters."

**ITEM 6. SELECTED FINANCIAL DATA**

	For the Years Ended December 31,				
	2012	2011	2010	2009	2008
(in thousands, except per share data)					
<b>Statement of operations data:</b>					
Operating revenues	\$2,876,889	\$2,666,236	\$2,555,035	\$2,290,446	\$2,193,157
Goodwill impairment charges	—	—	—	\$ 428,036	\$ 712,727
Operating income (loss)	\$ 924,973	\$ 803,136	\$ 728,122	\$ 183,835	\$ (155,221)
Income (loss) from continuing operations	\$ 374,250	\$ 304,929	\$ 255,072	\$ (219,998)	\$ (529,291)
Income (loss) from continuing operations per basic common share(1)	\$ 2.12	\$ 1.74	\$ 1.46	\$ (1.31)	\$ (3.31)
Income (loss) from continuing operations per diluted common share(1)	\$ 2.11	\$ 1.73	\$ 1.46	\$ (1.31)	\$ (3.31)

[Table of Contents](#)

	As of December 31,				
	2012	2011	2010	2009	2008
	(in thousands)				
Cash and cash equivalents	\$ 24,433	\$ 14,207	\$ 13,112	\$ 22,256	\$ 9,542
Utility plant and property, net of depreciation	\$ 11,584,944	\$ 10,872,042	\$ 10,241,342	\$ 9,708,885	\$ 9,218,396
Total assets	\$ 14,718,976	\$ 14,776,391	\$ 14,086,246	\$ 13,459,368	\$ 13,231,818
Short-term and long-term debt	\$ 5,574,763	\$ 5,882,956	\$ 5,658,473	\$ 5,434,463	\$ 5,251,979
Redeemable preferred stock	\$ 20,511	\$ 22,036	\$ 22,794	\$ 23,011	\$ 23,208
Total debt and redeemable preferred stock	\$ 5,595,274	\$ 5,904,992	\$ 5,681,267	\$ 5,457,474	\$ 5,275,187
Common stockholders' equity	\$ 4,443,268	\$ 4,235,837	\$ 4,127,725	\$ 4,000,859	\$ 4,102,001
Preferred stock without mandatory redemption requirements	\$ 1,720	\$ 4,547	\$ 4,547	\$ 4,557	\$ 4,557
Total stockholders' equity	\$ 4,444,988	\$ 4,240,384	\$ 4,132,272	\$ 4,005,416	\$ 4,106,558

	For the Years Ended December 31,				
	2012	2011	2010	2009	2008
	(in thousands, except per share data)				

**Other data:**

Cash flows provided by (used in):

Operating activities	\$ 955,598	\$ 808,357	\$ 774,933	\$ 596,156	\$ 552,169
Investing activities	\$ (382,356)	\$ (912,397)	\$ (746,743)	\$ (703,611)	\$ (1,033,667)
Financing activities	\$ (563,016)	\$ 105,135	\$ (37,334)	\$ 120,169	\$ 477,559
Construction expenditures, included in investing activities	\$ (928,574)	\$ (924,858)	\$ (765,636)	\$ (785,265)	\$ (1,008,806)
Dividends paid per common share	\$ 1.21	\$ 0.90	\$ 0.86	\$ 0.82	\$ 0.40
Dividends declared per common share	\$ 0.98	\$ 1.13	\$ 0.86	\$ 0.82	\$ 0.40

- (1) For the years ended December 31, 2009 and 2008, there are no dilutive incremental common shares included in diluted earnings per share as all potentially dilutive instruments would be anti-dilutive.

[Table of Contents](#)**ITEM 7. MANAGEMENT'S DISCUSSION AND ANALYSIS OF FINANCIAL CONDITION AND RESULTS OF OPERATIONS**

*The following discussion should be read together with the financial statements and the notes thereto included elsewhere in this Form 10-K. This discussion contains forward-looking statements that are based on management's current expectations, estimates and projections about our business, operations and financial performance. The cautionary statements made in this Form 10-K should be read as applying to all related forward-looking statements whenever they appear in this Form 10-K. Our actual results may differ materially from those currently anticipated and expressed in such forward-looking statements as a result of a number of factors, including those we discuss under "Risk Factors" and elsewhere in this Form 10-K. You should read "Risk Factors" and "Forward-Looking Statements."*

**Executive Overview****General**

American Water Works Company, Inc. (herein referred to as "American Water" or the "Company") is the largest investor-owned United States water and wastewater utility company, as measured both by operating revenue and population served. Our approximately 6,700 employees provide drinking water, wastewater and other water related services to an estimated 14 million people in more than 30 states and in two Canadian provinces. Our primary business involves the ownership of water and wastewater utilities that provide water and wastewater services to residential, commercial, industrial and other customers. Our Regulated Businesses that provide these services are generally subject to economic regulation by state regulatory agencies in the states in which they operate. The federal government and the states also regulate environmental, health and safety and water quality matters. Our Regulated Businesses provide services in 16 states and serves approximately 3.2 million customers based on the number of connections to our water and wastewater networks. We report the results of these businesses in our Regulated Businesses segment. We also provide services that are not subject to economic regulation by state regulatory agencies. We report the results of these businesses in our Market-Based Operations segment. As noted under "Business Section," our financial condition and results of operations are influenced by a variety of industry-wide factors, including but not limited to (i) economic utility regulation; (ii) economic environment; (iii) the need for infrastructure investment; (iv) an overall trend of declining water usage per customer; (v) weather and seasonality; and (vi) access to and quality of water supply.

In 2012, we continued the execution of our strategic goals. Our commitment to operational excellence led to success in portfolio optimization, improved regulated operating efficiency, improved performance of our Market-Based Operations, and enabled us to provide increased value to our customers and investors. During the year, we focused on executing our portfolio optimization, actively addressing regulatory lag and declining usage, continuing to make efficient use of capital and continuing to improve our regulated operation and maintenance ("O&M") efficiency ratio. Also, in 2012, we focused on the expansion of our Market-Based Operations, particularly on the Homeowner Services Group and Military Contract Operations, and on optimizing our municipal contract operations business model that is designed to provide value creation for both American Water and the municipality.

**2012 Financial Results**

All financial information in this Management's Discussion and Analysis of Financial Condition and Results of Operations (MD&A), reflects only continuing operations. In 2011, as part of our portfolio optimization initiative, we entered into agreements to sell our regulated subsidiaries in Arizona, New Mexico, Ohio and our regulated water and wastewater systems in Texas. The sale of our Texas subsidiary's assets was completed in June 2011, while the sales of our regulated subsidiaries in Arizona, New Mexico and Ohio were completed during 2012. Additionally, on December 13, 2011, we completed the sale of Applied Water Management, Inc. which was part of our Contract Operations line of business within our Market-Based segment. Therefore, the financial results of all of these entities have been presented as discontinued operations for all periods, unless

[Table of Contents](#)

otherwise noted. See Note 3 to Consolidated Financial Statements for further details on our discontinued operations.

For the year ended December 31, 2012, we continued to increase our net income, while making significant capital investment in our infrastructure and implementing operational efficiency improvements necessary to offset increases in production and employee benefit costs. Aided by rate increases and favorable weather in the Northeast and Midwest regions of the United States, most notably in June and July, for the year ended December 31, 2012, we generated \$2,876.9 million in total operating revenue, and \$358.1 million in net income compared to total operating revenue of \$2,666.2 million, and \$309.6 million in net income in 2011. Our Regulated Businesses, our largest operating segment, generated \$2,564.4 million in operating revenue, representing 89.1% of our consolidated operating revenue compared to \$2,368.9 million in operating revenues representing 88.8% of our consolidated operating revenue in 2011. This increase of 8.3% in operating revenues, when compared to 2011, was primarily due to rate increases and increased sales volume in all customer classes in 2012. Additionally, for the year ended December 31, 2012, our Market-Based Operations generated \$330.3 million in operating revenue, compared to \$327.8 million in operating revenues in 2011, an increase of 0.8%.

Net income from continuing operations was \$374.3 million for the year ended December 31, 2012 compared to net income from continuing operations of \$304.9 million for the year ended December 31, 2011. Diluted earnings from continuing operations per average common share was \$2.11 for the year ended December 31, 2012 as compared to \$1.73 for year ended December 31, 2011. For the year ended December 31, 2012, we reported net income of \$358.1 million, or diluted earnings per share of \$2.01 compared to net income of \$309.6 million, or diluted EPS of \$1.75 for the comparable period in 2011. Net income for 2012 includes income tax charges of \$6.5 million, or \$0.04 diluted loss per share, resulting from the divestiture of our Arizona, New Mexico and Ohio subsidiaries. In addition, we generated increased cash flows from operations during 2012 of \$955.6 million, compared to \$808.4 million in 2011.

The primary factors contributing to the increase in net income from continuing operations for the year ended December 31, 2012 were increased revenues resulting from rate increases and higher customer usage as well as slightly higher revenues in our Market-Based Operations segment partially offset by higher operation and maintenance expense, depreciation and amortization expense and general taxes. See “Consolidated Results of Operations and Variances” and “Segment Results” below for further detailed discussion of the consolidated results of operations, as well as our business segments.

***Implementation of Portfolio Optimization Initiative***

In 2012, we continued to execute our plan for optimizing our portfolio. In January 2012, we completed the sale of regulated operations in Arizona and New Mexico. Net proceeds, after all post-close adjustments, amounted to \$458.9 million. In May 2012, we completed the divestiture of our Ohio subsidiary. The net proceeds, after all post-close adjustments, totaled \$102.2 million.

During 2012, the Company closed on ten acquisitions of various regulated water and wastewater systems for a total aggregate purchase price of \$44.6 million. Included in this amount is the acquisition of seven regulated water systems in New York for a purchase price of \$36.7 million plus assumed liabilities. This acquisition added approximately 50,000 water customers to our regulated operations. Effective August 17, 2012, the New York State Public Service Commission approved a plan to merge these seven regulated water systems with and into our Long Island subsidiary, which was then renamed New York American Water Company.

***Capital Investments***

We invested approximately \$929 million and \$925 million in Company-funded capital improvements in 2012 and 2011, respectively. These capital investments are needed on an ongoing basis to comply with existing and new regulations, renew aging treatment and network assets, provide capacity for new growth and ensure

[Table of Contents](#)

system reliability, security and quality of service. The need for continuous investment presents a challenge due to the potential for regulatory lag, or the delay in recovering our operating expenses and earning an appropriate rate of return on our invested capital and a return of our invested capital. In conjunction with our capital program, management continued its focus on reducing regulatory lag during 2012. For 2013 we anticipate spending approximately \$950 million on Company-funded capital investments, including expenditures associated with our business transformation project.

On August 1, 2012, our new business systems associated with Phase I of our business transformation project became operational. Phase I consisted of the roll-out of the Enterprise Resource Planning systems (“ERP”), which encompasses applications that handle human resources, finance, and supply chain/procurement management activities. Phase II consists of the roll-out of a new Enterprise Asset Management system, which will manage an asset’s lifecycle, and a Customer Information System, which will contain all billing and data pertaining to American Water’s customers for our Regulated segment. Phase II is expected to be substantially complete by December 31, 2013. Through December 31, 2012, we have spent \$257.8 million including AFUDC on this business transformation project with \$118.1 of that amount spent in 2012.

***Rate Cases and Regulatory Matters***

In 2012, we received authorizations for additional annualized revenues from general rate cases, totaling \$123.1 million. During 2012, rate cases were approved for our California, Illinois, Indiana, Iowa, Missouri, New Jersey, New York, Tennessee and Virginia subsidiaries. Also, in 2012, we were granted \$18.4 million in additional annualized revenues, assuming constant sales volumes from infrastructure charges in several of our states and in July 2012, our California cost of capital application was approved. On January 1, 2013, additional annualized revenue of \$6.5 million resulting from infrastructure charges in our Pennsylvania subsidiary became effective.

Other regulatory activities occurring in 2012 that allow us to address regulatory lag include the passing of legislation by the general assembly in Pennsylvania which expanded the use of infrastructure replacement programs to wastewater systems and the rules adopted by the New Jersey Board of Public Utilities in the second quarter of 2012 that allow the implementation of a distribution system improvement charge for specified water infrastructure investments. On July 20, 2012, our New Jersey subsidiary submitted a foundational filing for this charge and our filing was approved on October 23, 2012.

As of February 21, 2013, we are awaiting final orders in two states requesting additional annualized revenue of approximately \$36.9 million.

***Continue Improvement in O&M Efficiency Ratio for our Regulated Businesses***

Our O&M efficiency ratio (a non-GAAP measure) is defined as our regulated operation and maintenance expense divided by regulated operating revenues, where both O&M expense and operating revenues are adjusted to eliminate purchased water expense. We have modified, for all periods presented, our O&M efficiency ratio to exclude the allocable portion of non-O&M support services cost, mainly depreciation and general taxes, that are reflected in the Regulated Businesses segment as O&M costs but for consolidated financial reporting purposes are categorized within other lines in the Statement of Operations. Management believes that this modified calculation better reflects the Regulated Businesses segment’s O&M efficiency ratio. Our O&M efficiency ratio was 40.1% for the year ended December 31, 2012 compared to 42.4% and 44.2% for the years ended December 31, 2011 and 2010, respectively. We evaluate our operating performance using this measure, as it is the primary measure of the efficiency of our regulated operations. This information is intended to enhance an investor’s overall understanding of our operating performance. O&M efficiency ratio is not a measure defined under GAAP and may not be comparable to other companies’ operating measures or deemed more useful than the GAAP information provided elsewhere in this report. The following table provides a reconciliation between operation and maintenance expense and operating revenues, as determined in accordance with GAAP, and to

[Table of Contents](#)

those amounts utilized in the calculation of our O&M efficiency ratio for the years ended December 31, 2012, 2011 and 2010:

Regulated O&M Efficiency Ratio (a Non-GAAP Measure)

	For the years ended December 31,		
	2012	2011	2010
Total O&M expense	\$ 1,350,040	\$ 1,301,794	\$ 1,290,941
Less:			
O&M expense—Market-Based Operations	276,809	278,375	256,633
O&M expense—Other	(56,755)	(69,192)	(61,138)
Total Regulated O&M expense	1,129,986	1,092,611	1,095,446
Less:			
Regulated purchased water expense	110,173	99,008	99,834
Allocation of internal non-O&M costs	35,067	30,590	29,414
Adjusted Regulated O&M expense(a)	984,746	963,013	966,198
Total Operating Revenues	2,876,889	2,666,236	2,555,035
Less:			
Operating revenues—Market-Based Operations	330,329	327,815	294,723
Operating revenues—Other	(17,874)	(30,470)	(25,344)
Total Regulated operating revenues	2,564,434	2,368,891	2,285,656
Less: Regulated purchased water expense*	110,173	99,008	99,834
Adjusted Regulated operating revenues(b)	\$ 2,454,261	\$ 2,269,883	\$ 2,185,822
Regulated O&M efficiency ratio (a)/(b)	40.1%	42.4%	44.2%

\* Note calculation assumes purchased water revenues approximate purchased water expenses.

### ***Growing our Market-Based Operations***

In August 2012, our Homeowner Services Group (“HOS”) was selected by the New York City Water Board as the official service line protection provider to homeowners. HOS will make services available to an estimated 650,000 homeowners throughout the city’s five boroughs. Also, during the third quarter of 2012, HOS announced that it is expanding the number of communities in which it provides water and sewer line protection programs to homeowners in Connecticut, Indiana, Michigan and Ohio.

### ***Other matters***

In September 2010, we declared “impasse” in negotiations of our national benefits agreement with most of the labor unions representing employees in our Regulated Businesses. The prior agreement expired on July 31, 2010; however, negotiations did not produce a new agreement. We implemented our “last, best and final” offer on January 1, 2011 in order to provide health care coverage for our employees in accordance with the terms of the offer. The unions have challenged our right to implement our last, best, and final offer. In this regard, following the filing by the Utility Workers Union of America of an unfair labor practice charge, the NLRB issued a complaint against us in January 2012, claiming that we implemented the last, best and final offer without providing sufficient notice of the existence of a dispute with the Federal Mediation and Conciliation Service, a state mediation agency, and several state departments of labor. We have asserted that we did, in fact, provide sufficient notice.

On October 16, 2012, the NLRB Administrative Law Judge hearing the matter ruled that, although we did provide sufficient notification to the Federal Mediation and Conciliation Service, we did not provide notice to

[Table of Contents](#)

state agencies, in violation of the National Labor Relations Act. The Administrative Law Judge ordered, among other things, that we cease and desist from implementing the terms of our last, best and final offer and make whole all affected employees for losses suffered as a result of our implementation of our last, best and final offer. The “make whole” order, if upheld on appeal, would require us to provide backpay plus interest, from January 1, 2011 through the date of the final determination. Based on current estimates and assumptions, we estimate the cash impact could be in the range of \$2.5 to \$3.5 million per year, with the total impact dependent on the length of time the issue remains unresolved. On November 2012, we filed an exception to the decision of the Administrative Law Judge in order to obtain a review by the full NLRB.

***2013 and Beyond***

Our strategy for the future will continue to focus on customers, expansion through targeted growth, environmental sustainability, and regulatory and public policy. We will also continue to modernize our infrastructure and to focus on operational efficiencies, while bolstering a culture of continuous improvement.

In 2013, we will continue to focus on our customers by achieving established customer satisfaction and service quality targets. We will expand our Regulated Business segment through focused acquisitions and/or organic growth, while expanding in our Market-Based segment from new core growth, expanded markets and new offerings. In regards to environmental sustainability, we are committed to maximizing our protection of the environment, reducing our carbon and waste footprints and water lost through leakage. We will drive appropriate legislative and regulatory policy changes by actively addressing regulatory lag that impacts return on our investments and promoting constructive regulatory frameworks. We expect to file up to four general rate cases as well as file for infrastructure surcharges. Additionally, we expect, as part of our general rate case filings or separate filings, to seek appropriate pass-through mechanisms and forward-looking adjustments or mechanisms that recognize declining usage.

In 2013, we expect to invest approximately \$950 million to upgrade our infrastructure and systems. We also expect to continue to improve our regulated O&M efficiency ratio and expect to meet or exceed the five-year goal we established in 2011 to be below 40%, one to two years early. A significant component in both the capital and O&M efficiency objectives is to optimize our supply chain process to provide more value for each dollar of capital and O&M spent. We anticipate completing Phase II of our business transformation; and continue to close the gap between our allowed and our earned regulated return. We are committed to operating our business responsibly and managing our operating and capital costs in a manner that serves our customers and produces value for our shareholders. We are committed to an ongoing strategy that leverages processes and technology innovation to make ourselves more effective and efficient.



[Table of Contents](#)**Consolidated Results of Operations**

The following table sets forth our consolidated statement of operations data for the years ended December 31, 2012, 2011 and 2010:

	Years Ended December 31.		
	2012	2011	2010
Operating revenues	\$ 2,876,889	\$ 2,666,236	\$ 2,555,035
Operating expenses			
Operation and maintenance	1,350,040	1,301,794	1,290,941
Depreciation and amortization	381,503	351,821	330,264
General taxes	221,212	210,478	205,597
(Gain) loss on asset dispositions and purchases	(839)	(993)	111
Total operating expenses, net	1,951,916	1,863,100	1,826,913
Operating income	924,973	803,136	728,122
Other income (expenses)			
Interest, net	(310,794)	(312,415)	(313,765)
Allowance for other funds used during construction	15,592	13,131	9,644
Allowance for borrowed funds used during construction	7,771	5,923	5,225
Amortization of debt expense	(5,358)	(5,055)	(4,516)
Other, net	(926)	(1,040)	4,714
Total other income (expenses)	(293,715)	(299,456)	(298,698)
Income from continuing operations before income taxes	631,258	503,680	429,424
Provision for income taxes	257,008	198,751	174,352
Income from continuing operations	374,250	304,929	255,072
Income (loss) from discontinued operations, net of tax	(16,180)	4,684	12,755
Net income	\$ 358,070	\$ 309,613	\$ 267,827
Basic earnings per common share:(a)			
Income from continuing operations	\$ 2.12	\$ 1.74	\$ 1.46
Income (loss) from discontinued operations, net of tax	\$ (0.09)	\$ 0.03	\$ 0.07
Net income	\$ 2.03	\$ 1.76	\$ 1.53
Diluted earnings per common share:(a)			
Income from continuing operations	\$ 2.11	\$ 1.73	\$ 1.46
Income (loss) from discontinued operations, net of tax	\$ (0.09)	\$ 0.03	\$ 0.07
Net income	\$ 2.01	\$ 1.75	\$ 1.53
Average common shares outstanding during the period:			
Basic	176,445	175,484	174,833
Diluted	177,671	176,531	175,124

(a) Amounts may not sum due to rounding.

**Comparison of consolidated Results of Operations for the Years Ended December 31, 2012 and 2011**

**Operating revenues.** Consolidated operating revenues for the year ended December 31, 2012 increased \$210.7 million, or 7.9%, compared to the same period in 2011. This increase is the result of higher revenues in our Regulated Businesses of \$195.5 million, which was mainly attributable to rate increases and increased sales volumes, primarily related to weather. For further information see the respective "Operating Revenues" discussions within the "Segment Results."

[Table of Contents](#)

**Operation and maintenance.** Consolidated operation and maintenance expense for the year ended December 31, 2012 increased \$48.2 million, or 3.7%, compared to 2011. This change was mainly attributable to a \$37.4 million increase in our Regulated Businesses costs primarily related to an increase in production costs of approximately \$12.2 million to support higher customer demand as well as incremental contracted services costs attributable to various projects in support of improving processes and operating efficiency and effectiveness, including the support of the go-live of our Enterprise Resource Planning system, and the use of temporary labor to backfill positions, including those positions vacated by employees assigned to our business transformation project. Also, contributing to the increase was a \$7.0 million contribution made in 2012 to the American Water Charitable Foundation, a 501(c)(3) organization. For further information see the respective “Operation and Maintenance” discussions within the “Segment Results.”

**Depreciation and amortization.** Depreciation and amortization expense increased by \$29.7 million, or 8.4%, for the year ended December 31, 2012 compared to the same period in the prior year as a result of additional utility plant placed in service.

**General taxes.** General taxes expense, which includes taxes for property, payroll, gross receipts, and other miscellaneous items, increased by \$10.7 million, or 5.1%, for the year ended December 31, 2012 compared to the year ended December 31, 2011. This increase was principally due to higher property taxes of \$7.3 million, most of which is the result of incremental taxes associated with our New York acquisition.

**Other income (expenses).** Other expenses decreased \$5.7 million, or 1.9%, for the year ended December 31, 2012 compared to the same period in the prior year. This decrease is attributable to an increase in allowance for funds used during construction (“AFUDC”) of \$4.3 million resulting from increased construction activity, including our business transformation project and a decrease in interest expense, net of interest income of \$1.6 million.

**Provision for income taxes.** Our consolidated provision for income taxes increased \$58.3 million, or 29.3%, to \$257.0 million for the year ended December 31, 2012. The effective tax rates for the years ended December 31, 2012 and 2011 were 40.7% and 39.5%, respectively. The rate for the twelve months ended December 31, 2011 includes a \$4.5 million tax benefit related to one of our operating companies contributing non-utility property to a county authority within its operating area.

**Income (loss) from discontinued operations, net of tax.** As noted above, the financial results of our regulated water and wastewater systems in Arizona, New Mexico, Texas and Ohio and our Applied Water Management, Inc. subsidiary within the Market-Based Operations segment have been classified as discontinued operations for all periods presented. The loss in 2012 is primarily comprised of net losses recorded in connection with the disposition of our Arizona, New Mexico and Ohio subsidiaries. The 2011 income amount reflects the operations for the discontinued subsidiaries and an after-tax benefit of \$15.1 million related to the cessation of depreciation for our Arizona, New Mexico, and Texas subsidiaries. Under GAAP, operations that are considered discontinued cease to depreciate their assets. Partially offsetting the 2011 income from discontinued operations, net of tax amount was \$25.1 million after tax write-downs recorded in 2011 to reduce the net asset values of certain of our discontinued operations.

**Net income.** Net income for 2012 was \$358.1 million compared to \$309.6 million for 2011. The variation between the periods is the result of the aforementioned changes.

**Comparison of consolidated Results of Operations for the Years Ended December 31, 2011 and 2010**

**Operating revenues.** Consolidated operating revenues for the year ended December 31, 2011 increased \$111.2 million, or 4.4%, compared to the same period in 2010. Contributing to this increase were higher revenues in our Regulated Businesses of \$83.2 million, which were mainly the result of rate increases, and higher revenues in our Market-Based Operations segment of \$33.1 million, which were primarily due to a \$22.3 million increase in the Contract Operations Group revenues attributable to incremental capital project activity associated with our military services contracts. For further information see the respective “Operating Revenues” discussions within the “Segment Results.”

[Table of Contents](#)

**Operation and maintenance.** Consolidated operation and maintenance expense for the year ended December 31, 2011 increased \$10.9 million, or 0.8%, compared to 2010. This change was driven by a \$21.7 million increase in our Market-Based Operations segment primarily related to the increased capital activity associated with our military contracts, partially offset by a \$2.8 million decrease in our Regulated Businesses segment. The remaining \$8.1 million decrease was mainly due to additional expenses in 2010 attributable to a \$5.0 million contribution to the American Water Charitable Foundation, a 501(c)(3) organization that was established in December 2010 to encourage and support employees' volunteerism and community giving, and severance costs of \$2.7 million associated with changes in certain senior management positions. For further information see the respective "Operation and Maintenance" discussions within the "Segment Results."

**Depreciation and amortization.** Depreciation and amortization expense increased by \$21.6 million, or 6.5%, for the year ended December 31, 2011 compared to the same period in the prior year as a result of additional utility plant placed in service.

**General taxes.** General taxes expense, which includes taxes for property, payroll, gross receipts, and other miscellaneous items, increased by \$4.9 million, or 2.4%, for the year ended December 31, 2011 compared to the year ended December 31, 2010. This increase was principally due to higher gross receipts taxes of \$4.6 million, primarily in our New Jersey regulated subsidiary.

**Other income (expenses).** Other income (expenses) increased \$0.8 million, or 0.3%, for the year ended December 31, 2011 compared to the same period in the prior year. This increase is attributable to an increase in allowance for funds used during construction ("AFUDC") of \$4.2 million resulting from increased construction activity and a decrease in interest expense, net of interest income, of \$1.4 million, partially offset by a decrease in Other, net. The decrease in Other, net of \$5.8 million is mainly due to the inclusion in 2010 of the release of the remaining balance of a loss reserve amounting to \$1.3 million, resulting from the resolution of the outstanding issues and uncertainties, incremental rental revenues of \$2.6 million and the recognition of funds received related to the methyl tertiary butyl ether ("MTBE") legal settlement for \$1.9 million resulting from the outcome of a subsidiary's rate order.

**Provision for income taxes.** Our consolidated provision for income taxes increased \$24.4 million, or 14.0%, to \$198.8 million for the year ended December 31, 2011. The effective tax rates for the years ended December 31, 2011 and 2010 were 39.5% and 40.6%, respectively. The rate for the twelve months ended December 31, 2011 includes a \$4.5 million tax benefit related to one of our operating companies contributing non-utility property to a county authority within its operating area.

**Income from discontinued operations, net of tax.** As noted above, the financial results of our regulated water and wastewater systems in Arizona, New Mexico, Texas and Ohio and our Applied Water Management, Inc. subsidiary within the Market-Based Operations segment have been classified as discontinued operations for all periods presented. The decrease in income from discontinued operations, net of tax is primarily related to a \$25.1 million charge recorded to reduce the net asset values of those businesses classified as discontinued operation, which included associated parent company goodwill, to their net realizable values. This charge was offset by a benefit of \$15.1 million related to the cessation of depreciation for our Arizona, New Mexico, Texas and Ohio subsidiaries in accordance with GAAP for the year ended December 31, 2011.

**Net income.** Net income for 2011 was \$309.6 million compared to \$267.8 million for 2010. The variation between the periods is the result of the aforementioned changes.

### Segment Results of Operations

We have two operating segments, which are also our reportable segments: the Regulated Businesses and the Market-Based Operations. These segments are determined based on how we assess performance and allocate resources. We evaluate the performance of our segments and allocated resources based on several factors, with the primary measure being income from continuing operations before income taxes. Certain 2011 and 2010 Operations and Maintenance expense categories have been reclassified to conform to the 2012 presentation.

[Table of Contents](#)**Regulated Businesses Segment**

The following table summarizes certain financial information for our Regulated Businesses for the periods indicated:

	For the years ended December 31,		
	2012	2011	2010
	(in thousands)		
Operating revenues	\$ 2,564,434	\$ 2,368,891	\$ 2,285,656
Operation and maintenance expense	1,129,986	1,092,611	1,095,446
Operating expenses, net	1,685,734	1,609,276	1,587,963
Income from continuing operations before income taxes	649,117	535,445	478,629

**Operating Revenues.** Our primary business involves the ownership of water and wastewater utilities that provide services to residential, commercial, industrial and other customers. This business is subject to state regulation and our results of operations can be impacted significantly by rates authorized by the state regulatory commissions in the states in which we operate. The table below details additional annualized revenues awarded, including step increases and assuming a constant volume, resulting from rate authorizations granted in 2012, 2011 and 2010.

State	Years Ended December 31,		
	2012	2011	2010
	(in millions)		
<i>General Rate Cases:</i>			
Pennsylvania(1)	\$ —	\$62.1	\$ 8.4
New Jersey	30.0	—	39.9
Kentucky	—	—	18.8
Missouri	24.0	—	28.0
Illinois	17.9	—	41.4
Indiana	1.9	—	31.5
California	32.9	—	14.6
West Virginia	—	5.1	—
Virginia(2)	2.6	4.8	—
Tennessee	5.2	5.6	—
Iowa	2.8	—	—
New York(3)	5.6	—	—
Other	0.2	1.2	0.8
<i>Total—General Rate Cases</i>	<u>\$123.1</u>	<u>\$ 78.8</u>	<u>\$ 183.4</u>

- (1) 2010 amount includes additional increases of \$3.2 million in 2011 and \$2.6 million in 2012.
- (2) The new rates provided for additional annualized revenue of \$2.3 million in 2012 and \$4.3 million in 2011 for jurisdictional customers, and a \$0.3 million in 2012 and \$0.5 million in 2011 increase for non-jurisdictional customers, which are not subject to commission filing.
- (3) Amount includes \$3.0 million increase effective April 1, 2012. With the remainder of \$1.4 million and \$1.2 million becoming effective April 1, 2013 and April 1, 2014, respectively.

The effective dates for the more significant increases granted in 2012 were January 1, 2012, April 1, 2012, May 1, 2012 and October 1, 2012 for our California, Missouri, New Jersey, and Illinois subsidiaries, respectively. The effective date for the 2011 Pennsylvania rate increase was November 11, 2011. The 2011 increase in Virginia was effective in March 2011 while the Tennessee and West Virginia increases were effective in April 2011. The effective dates for the larger rate increases granted in 2010 were October 1, 2010, July 1, 2010, April 23, 2010 and May 3, 2010, in Kentucky, Missouri, Illinois and Indiana, respectively. Rate increases granted in 2010 for Pennsylvania and New Jersey were not effective until January 1, 2011.

[Table of Contents](#)

As previously noted, an increasing number of states are permitting rates to be adjusted outside of a general rate case for certain costs, such as mechanisms that permit a return on capital investments to replace aging infrastructure. The following table details additional annualized revenue authorized through infrastructure surcharge mechanisms which were granted in 2012, 2011 and 2010. As these surcharges are typically rolled into the new base rates and therefore are reset to zero when new base rates are effective, certain of these charges may also be reflected in the total general rate case amounts awarded in the table above if the order date was following the infrastructure surcharge filing date:

	Years Ended December 31,		
	2012	2011	2010
	(in millions)		
<i>Infrastructure Charges:</i>			
Pennsylvania	\$10.5	\$16.4	\$8.5
Missouri	4.2	5.8	3.2
Indiana	3.7	—	5.4
Illinois	—	3.7	0.7
Other	—	0.3	0.4
<i>Total—Infrastructure Charges</i>	<u>\$18.4</u>	<u>\$26.2</u>	<u>\$18.2</u>

**Comparison of Results of Operations for the Years Ended December 31, 2012 and 2011**

Operating revenues increased by \$195.5 million, or 8.3%, for the year ended December 31, 2012 compared to the same period in 2011. The increase in revenues was primarily due to rate increases obtained through rate authorizations for a number of our operating companies of which the impact was approximately \$128.7 million, and higher consumption in our midwest and certain northeastern states in 2012 compared to 2011, which amounted to an increase of approximately \$39.1 million. The increased consumption is primarily attributable to the warmer/drier weather in our midwestern and certain of our northeastern states in the second and third quarters of 2012. Lastly, revenues were higher by \$26.7 million as a result revenues from newly acquired systems, with the most significant being our New York acquisition in the second quarter of 2012. The following table sets forth the amounts and percentages of Regulated Businesses' revenues and billed water sales volume by customer class:

Customer Class	For the Years Ended December 31,							
	2012		2011		2012		2011	
	Operating Revenues (dollars in thousands)				Water Sales Volume (gallons in millions)			
Water service:								
Residential	\$1,468,592	57.3%	\$1,339,429	56.5%	189,919	51.6%	180,916	51.2%
Commercial	518,297	20.2%	474,191	20.0%	84,810	23.0%	81,455	23.0%
Industrial	128,390	5.0%	115,981	4.9%	39,429	10.7%	39,295	11.1%
Public and other	317,684	12.4%	302,276	12.8%	54,202	14.7%	52,069	14.7%
Other water revenues	10,756	0.4%	20,712	0.9%	—	—	—	—
Total water revenues	<u>2,443,719</u>	<u>95.3%</u>	<u>2,252,589</u>	<u>95.1%</u>	<u>368,360</u>	<u>100.0%</u>	<u>353,735</u>	<u>100.0%</u>
Wastewater service	78,168	3.0%	76,301	3.2%				
Other revenues	42,547	1.7%	40,001	1.7%				
	<u>\$2,564,434</u>	<u>100.0%</u>	<u>\$2,368,891</u>	<u>100.0%</u>				

The following discussion related to water services indicates the increase or decrease in the Regulated Businesses' revenues and associated billed water sales volumes in gallons by customer class.

[Table of Contents](#)

*Water Services*—Water service operating revenues from residential customers for the year ended December 31, 2012 totaled \$1,468.6 million, a \$129.2 million increase, or 9.6%, over the same period of 2011, mainly due to rate increases as well as increased sales volume. The volume of water sold to residential customers increased by 5.0% for the year ended December 31, 2012 to 189.9 billion gallons, from 180.9 billion gallons for the same period in 2011. We believe this higher consumption is attributable to the warmer/drier weather in our northeastern and midwestern operating states as compared to the prior year. Also contributing to the increased sales volume was the additional consumption resulting from our New York acquisition.

Water service operating revenues from commercial water customers for the year ended December 31, 2012 increased by \$44.1 million, or 9.3%, to \$518.3 million for the same period in 2011. These increases were mainly due to rate increases and increased sales volume. The volume of water sold to commercial customers increased by 4.1% for the year ended December 31, 2012, to 84.8 billion gallons, from 81.5 billion gallons for the year ended December 31, 2011.

Water service operating revenues from industrial customers totaled \$128.4 million for the year ended December 31, 2012, an increase of \$12.4 million, or 10.7%, from those recorded for the same period of 2011, mainly due to rate increases in addition to a slight increase in sales volume. The volume of water sold to industrial customers totaled 39.4 billion gallons for the year ended December 31, 2012, an increase of 0.3% from the 39.3 billion gallons for the year ended December 31, 2011.

Water service operating revenues from public and other customers, including municipal governments, other governmental entities and resale customers, increased \$15.4 million, or 5.1%, to \$317.7 million, for the year ended December 31, 2012 from \$302.3 million in the same period of 2011. Revenues from municipal governments for fire protection services and customers requiring special private fire service facilities totaled \$125.7 million for the year ended December 31, 2012, a decrease of \$1.2 million compared to the same period of 2011. Revenues generated by sales to governmental entities and resale customers totaled \$192.0 million, an increase of \$16.6 million from the year ended December 31, 2011.

Other water revenues for the year ended December 31, 2012 decreased by \$10.0 million, or 48.1%, compared to the year ended December 31, 2011 primarily due to a reduction in the water revenue adjustment mechanism in our California subsidiary.

*Wastewater services*—Our subsidiaries provide wastewater services in 9 states. Revenues from these services increased by \$1.9 million, or 2.4%, to \$78.2 million for the year ended December 31, 2012, from the same period of 2011. The increase was primarily attributable to rate increases in a number of our operating companies.

*Other revenues*—Other revenues include such items as reconnection charges, initial application service fees, certain rental revenues, revenue collection services for others and similar items. The increase in revenues for the year ended December 31, 2012 as compared to the same period in the prior year was mainly due to the receipt of insurance proceeds related to business interruption for our Joplin, Missouri service area which was affected by tornados in 2011.

[Table of Contents](#)

**Operation and maintenance.** Operation and maintenance expense increased \$37.4 million, or 3.4%, for the year ended December 31, 2012, compared to the year ended December 31, 2011. Operation and maintenance expense for 2012 and 2011, by major expense category, were as follows:

	For the Years Ended December 31.			
	2012	2011	Increase (Decrease)	Percentage
	(in thousands)			
Production costs	\$ 274,775	\$ 262,563	\$ 12,212	4.7%
Employee-related costs	472,075	489,836	(17,761)	(3.6%)
Operating supplies and services	210,947	187,215	23,732	12.7%
Maintenance materials and services	81,062	73,109	7,953	10.9%
Customer billing and accounting	49,257	42,722	6,535	15.3%
Other	41,870	37,166	4,704	12.7%
Total	<u>\$1,129,986</u>	<u>\$1,092,611</u>	<u>\$ 37,375</u>	3.4%

Production costs including fuel and power, purchased water, chemicals and waste disposal costs increased by \$12.2 million, or 4.7%, for 2012 compared to 2011. Production costs by major expense type were as follows:

	For the Years Ended December 31.			
	2012	2011	Increase (Decrease)	Percentage
	(in thousands)			
Fuel and power	\$ 89,282	\$ 87,879	\$ 1,403	1.6%
Purchased water	110,173	99,008	11,165	11.3%
Chemicals	49,334	48,354	980	2.0%
Waste disposal	25,986	27,322	(1,336)	(4.9%)
Total	<u>\$274,775</u>	<u>\$262,563</u>	<u>\$ 12,212</u>	4.7%

Overall, production costs increased for the year ended December 31, 2012 compared to the prior year mainly as a result of increased purchased water costs, attributable to increased production resulting from higher consumption in most of our subsidiaries, with more significant increases occurring in our California and Illinois subsidiaries. For 2011, our California subsidiary's customer needs were met without the need for purchased water.

Employee-related costs including salaries and wages, group insurance, and pension expense decreased \$17.8 million, or 3.6%, for 2012 compared to 2011. These employee-related costs represented 41.8% and 44.8% of operation and maintenance expenses for 2012 and 2011, respectively, and include the categories shown in the following table:

	For the Years Ended December 31.			
	2012	2011	Increase (Decrease)	Percentage
	(in thousands)			
Salaries and wages	\$ 326,370	\$ 327,777	\$ (1,407)	(0.4%)
Pensions	56,299	68,885	(12,586)	(18.3%)
Group insurance	71,103	75,120	(4,017)	(5.3%)
Other benefits	18,303	18,054	249	1.4%
Total	<u>\$472,075</u>	<u>\$489,836</u>	<u>\$(17,761)</u>	(3.6%)

The overall decrease in employee-related costs was primarily attributable to decreased salaries and wages, group insurance and pension expense. The decrease in salaries and wages was primarily due to higher capitalization rates due to increased capital investment and a reduction in headcount as a result of organizational

[Table of Contents](#)

streamlining and vacancies, some of which have been back-filled with temporary labor and therefore included within contracted services in the operating supplies and services category below. Partially offsetting the decrease was higher costs resulting from wage increases, higher stock-based compensation expense as well as increased costs due to the addition of employees from our New York acquisition. The reduction in group insurance expense is mainly attributable to lower headcount as a result of vacancies, a decrease in the overall cost per person, as well as higher capitalization rates. The decrease in pension expense was primarily due to decreased contributions in certain of our regulated operating companies whose costs are recovered based on our funding policy, which is to fund at least the greater of the minimum amount required by the Employee Retirement Income Security Act of 1974 or the normal cost.

Operating supplies and services include expenses for office operation, legal and other professional services, including transportation expenses, information systems rental charges and other office equipment rental charges. Overall, these costs increased \$23.7 million, or 12.7%, for the year ended December 31, 2012 compared to the same period in 2011.

	For the Years Ended December 31,			
	2012	2011	Increase (Decrease)	Percentage
	(in thousands)			
Contracted services	\$ 87,675	\$ 72,851	\$ 14,824	20.3%
Office supplies and services	49,354	46,783	2,571	5.5%
Transportation	22,917	24,915	(1,998)	(8.0%)
Rents	16,943	15,619	1,324	8.5%
Other	34,058	27,047	7,011	25.9%
Total	<u>\$210,947</u>	<u>\$187,215</u>	<u>\$23,732</u>	12.7%

The overall increase in operating supplies and services was primarily due to increased contracted services and higher other operating supplies and services. The contracted services increase was mainly due to incremental costs associated with the backfilling of positions, including those vacated by employees who are assigned to our business transformation project; the use of contractors for other specific projects, the intent of which is to improve processes and operating efficiency and effectiveness over the long-term; and lastly additional costs resulting from the roll-out and stabilization of our ERP in the third quarter of 2012. The increase in the other operating supplies and services costs is primarily related to the roll-out and stabilization of the ERP in addition to incremental expenses associated with our New York acquisition of \$1.1 million, and an increase of \$1.5 million for community relations and customer education in order to communicate the importance of water conservation. Additionally, 2011 included a reduction of \$2.2 million for an anticipated insurance recovery of expenses incurred as a result of severe weather storms, in particular Hurricane Irene, which is partially offset by a reduction recorded in 2012 of \$1.0 million in anticipated insurance recovery of expenses incurred as a result of Hurricane Sandy. Partially offsetting the increase in other operating supplies and services was a \$2.1 million credit adjustment recorded in 2012 resulting from the finalization of rate decisions in California.

Maintenance materials and services, which includes emergency repair as well as costs for preventive maintenance, increased \$8.0 million, or 10.9%, for 2012 compared to 2011.

	For the Years Ended December 31,			
	2012	2011	Increase (Decrease)	Percentage
	(in thousands)			
Maintenance services and supplies	<u>\$81,062</u>	<u>\$73,109</u>	<u>\$7,953</u>	10.9%

The increase of \$8.0 million in 2012 is mainly attributable to increased preventive maintenance expenses throughout our regulated subsidiaries, including hydrant and tank painting, meter testing, pump, tank and well maintenance, and paving costs.



[Table of Contents](#)

Customer billing and accounting expenses increased by \$6.5 million, or 15.3%, for 2012 compared to 2011.

	For the Years Ended December 31,			
	2012	2011	Increase (Decrease)	Percentage
	(in thousands)			
Uncollectible accounts expense	\$ 22,541	\$ 16,074	\$ 6,467	40.2%
Postage	12,694	12,382	312	2.5%
Other	14,022	14,266	(244)	(1.7%)
Total	<u>\$49,257</u>	<u>\$ 42,722</u>	<u>\$ 6,535</u>	15.3%

The increase in the uncollectible accounts expense was mainly the result of a refinement to our allowance for uncollectible calculation based on more detailed data trends which were derived in conjunction with the development of our new Customer Information System.

Other operation and maintenance expenses include casualty and liability insurance premiums and regulatory costs. These costs increased by \$4.7 million, or 12.7%, for 2012 compared to 2011.

	For the Years Ended December 31,			
	2012	2011	Increase (Decrease)	Percentage
	(in thousands)			
Insurance	\$31,883	\$ 29,733	\$ 2,150	7.2%
Regulatory expenses	9,987	7,433	2,554	34.4%
Total	<u>\$41,870</u>	<u>\$37,166</u>	<u>\$ 4,704</u>	12.7%

Insurance costs were higher, compared to 2011, as 2012 insurance reflected incremental expense resulting from the resolution of prior years' claims. Regulatory expenses increased in 2012 as a result of the inclusion in 2011 of a deferral of previously expensed costs in one of our subsidiaries.

**Operating expenses.** The increase in operating expenses for the year ended December 31, 2012 is primarily due to the higher O&M expenses as explained above, as well as higher depreciation and amortization expense of \$28.1 million, resulting from additional utility plant placed in service, and increased general taxes of \$10.0 million, principally attributable to higher property taxes relating to our New York acquisition.

**Income from continuing operations before income taxes.** The \$113.7 million increase for the year ended December 31, 2012, compared to the same period in the prior year, is the result of the aforementioned operating revenue and operating expenses variations.

**Comparison of Results of Operations for the Years Ended December 31, 2011 and 2010**

Operating revenues increased by \$83.2 million, or 3.6%, for the year ended December 31, 2011 compared to the same period in 2010. The increase in revenues was primarily due to rate increases obtained through rate authorizations for a number of our operating companies of which the impact was approximately \$133.8 million partially offset by decreased revenues of \$57.0 million attributable to decreased consumption in 2011 compared to 2010. The majority of this decrease occurred in our New Jersey and Pennsylvania subsidiaries mainly as a result of the extreme weather conditions, including the impacts associated with Hurricane Irene and other severe

[Table of Contents](#)

storms in the Northeast region of the United States during the third quarter of 2011. The following table sets forth the amounts and percentages of Regulated Businesses' revenues and billed water sales volume by customer class:

Customer Class	For the Years Ended December 31,							
	2011		2010		2011		2010	
	Operating Revenues (dollars in thousands)				Water Sales Volume (gallons in millions)			
Water service:								
Residential	\$ 1,339,429	56.5%	\$ 1,300,167	56.9%	180,916	51.2%	187,062	51.3%
Commercial	474,191	20.0%	456,994	20.0%	81,455	23.0%	84,086	23.0%
Industrial	115,981	4.9%	110,175	4.8%	39,295	11.1%	39,860	10.9%
Public and other	302,276	12.8%	291,393	12.7%	52,069	14.7%	54,059	14.8%
Other water revenues	20,712	0.9%	22,672	1.0%	—	—	—	—
Total water revenues	2,252,589	95.1%	2,181,401	95.4%	353,735	100.0%	365,067	100.0%
Wastewater service	76,301	3.2%	69,049	3.0%				
Other revenues	40,001	1.7%	35,206	1.6%				
	\$ 2,368,891	100.0%	\$ 2,285,656	100.0%				

The following discussion related to water services indicates the increase or decrease in the Regulated Businesses' revenues and associated billed water sales volumes in gallons by customer class.

*Water Services*—Water service operating revenues from residential customers for year ended December 31, 2011 totaled \$1,339.4 million, a \$39.3 million increase, or 3.0%, over the same period of 2010, mainly due to rate increases offset by decreases in sales volume. The volume of water sold to residential customers decreased by 3.3% for the year ended December 31, 2011 to 180.9 billion gallons, from 187.1 billion gallons for the same period in 2010. We believe that factors contributing to the decline could include the aforementioned weather conditions in the third quarter 2011, an increased customer focus on conservation, the use of more efficient appliances and the current economic climate. The extent to which these items individually contribute to the overall decline is difficult to measure.

Water service operating revenues from commercial water customers for the year ended December 31, 2011 increased by \$17.2 million, or 3.8%, to \$474.2 million for the same period in 2010. These increases were mainly due to rate increases partially offset by decreases in sales volume. The volume of water sold to commercial customers decreased by 3.1% for the year ended December 31, 2011, to 81.5 billion gallons, from 84.1 billion gallons for the year ended December 31, 2010. We believe that factors contributing to this decline include wetter weather conditions, an increased customer focus on conservation as well as the current economic environment in certain areas in which we operate. Similar to the above, the extent to which these items individually contribute to the overall decline is difficult to measure.

Water service operating revenues from industrial customers totaled \$116.0 million for the year ended December 31, 2011, an increase of \$5.8 million, or 5.3%, from those recorded for the same period of 2010, mainly due to rate increases offset by a slight decrease in sales volume. The volume of water sold to industrial customers totaled 39.3 billion gallons for the year ended December 31, 2011, a decrease of 1.5% from the 39.9 billion gallons for the year ended December 31, 2010.

Water service operating revenues from public and other customers, including municipal governments, other governmental entities and resale customers increased \$10.9 million, or 3.7%, to \$302.3 million, for the year ended December 31, 2011 from \$291.4 million in the same period of 2010. Revenues from municipal governments for fire protection services and customers requiring special private fire service facilities totaled \$126.9 million for the year ended December 31, 2011, an increase of \$7.1 million compared to the same period of 2010. Revenues generated by sales to governmental entities and resale customers totaled \$175.4 million, an increase of \$3.8 million from the year ended December 31, 2010.

[Table of Contents](#)

Other water revenues for the year ended December 31, 2011 decreased by \$2.0 million, or 8.6%, primarily due to a reduction in the water revenue adjustment mechanism in our California subsidiary compared to the year ended December 31, 2010.

*Wastewater services*—Our subsidiaries provide wastewater services in 9 states. Revenues from these services increased by \$7.3 million, or 10.5%, to \$76.3 million for the year ended December 31, 2011, from the same period of 2010. The increase was primarily attributable to rate increases in a number of our operating companies.

*Other revenues*—Other revenues include such items as reconnection charges, initial application service fees, certain rental revenues, revenue collection services for others and similar items. The increase in revenues for the year ended December 31, 2011 as compared to the same period in the prior year was mainly the result of increased rental revenues.

*Operation and maintenance.* Operation and maintenance expense decreased \$2.8 million, or 0.3%, for the year ended December 31, 2011, compared to the year ended December 31, 2010. Operation and maintenance expense for 2011 and 2010, by major expense category, were as follows:

	For the Years Ended December 31,			
	2011	2010	Increase (Decrease)	Percentage
	(in thousands)			
Production costs	\$ 262,563	\$ 268,529	\$(5,966)	(2.2)%
Employee-related costs	489,836	486,969	2,867	0.6%
Operating supplies and services	187,215	181,053	6,162	3.4%
Maintenance materials and services	73,109	75,855	(2,746)	(3.6)%
Customer billing and accounting	42,722	43,262	(540)	(1.2)%
Other	37,166	39,778	(2,612)	(6.6)%
Total	<u>\$1,092,611</u>	<u>\$1,095,446</u>	<u>\$(2,835)</u>	(0.3)%

Production costs including fuel and power, purchased water, chemicals and waste disposal decreased by \$6.0 million, or 2.2%, for 2011 compared to 2010. Production costs by major expense type were as follows:

	For the Years Ended December 31,			
	2011	2010	Increase (Decrease)	Percentage
	(in thousands)			
Fuel and power	\$ 87,879	\$ 89,203	\$(1,324)	(1.5)%
Purchased water	99,008	99,834	(826)	(0.8)%
Chemicals	48,354	50,875	(2,521)	(5.0)%
Waste disposal	27,322	28,617	(1,295)	(4.5)%
Total	<u>\$262,563</u>	<u>\$268,529</u>	<u>\$(5,966)</u>	(2.2)%

The decrease in our fuel and power costs was primarily due to the decreased water sales volumes. The decrease in purchased water is primarily attributable to the decreased usage, most notably in our New Jersey subsidiary due to wet weather conditions, as previously discussed, as well as in our California subsidiary as customer needs were met with internally produced water. The decrease in chemical costs is due to higher consumption in 2010 as a result of much drier and warmer weather in the Northeast region of the United States. We also experienced favorable pricing in some of our operating companies in 2011. The waste disposal cost decrease was mainly due to the recognition, in 2010, of \$1.9 million of previously deferred costs allowed by a cost recovery mechanism in one of our operating companies.

[Table of Contents](#)

Employee-related costs including salaries and wages, group insurance, and pension expense increased \$2.9 million, or 0.6%, for 2011 compared to 2010. These employee-related costs represented 44.8% and 44.5% of operation and maintenance expenses for 2011 and 2010, respectively, and include the categories shown in the following table:

	For the Years Ended December 31,			
	2011	2010	Increase (Decrease)	Percentage
	(in thousands)			
Salaries and wages	\$ 327,777	\$ 331,913	\$ (4,136)	(1.2)%
Pensions	68,885	58,134	10,751	18.5%
Group insurance	75,120	79,958	(4,838)	(6.1)%
Other benefits	18,054	16,964	1,090	6.4%
Total	<u>\$489,836</u>	<u>\$486,969</u>	<u>\$ 2,867</u>	0.6%

The overall increase in employee-related costs was primarily driven by increased pension expense. The increase in pension expense for the year ended December 31, 2011 was primarily due to increased contributions in certain of our regulated operating companies whose costs and revenue requirements are based on the actual cash contributions to our pension trust account. This increase was partially offset by lower salaries and wages and group insurance expenses. The decrease in salaries and wages for the year ended December 31, 2011 compared to the same period in the prior year was driven by vacant positions and lower severance expenses, partially offset by increased incentive costs and annual wage increases. Group insurance decreased mainly due to lower postretirement benefits other than pension as the result of changes to the design of our medical plan, and vacant positions as compared to the same period in the prior year.

Operating supplies and services include expenses for office operation, legal and other professional services, including transportation expenses, information systems rental charges and other office equipment rental charges. Overall, these costs increased \$6.2 million, or 3.4% for the year ended December 31, 2011 compared to the same period in 2010.

	For the Years Ended December 31,			
	2011	2010	Increase (Decrease)	Percentage
	(in thousands)			
Contracted services	\$ 72,851	\$ 66,077	\$ 6,774	10.3%
Office supplies and services	46,783	48,224	(1,441)	(3.0)%
Transportation	24,915	24,662	253	1.0%
Rents	15,619	15,746	(127)	(0.8)%
Other	27,047	26,344	703	2.7%
Total	<u>\$187,215</u>	<u>\$181,053</u>	<u>\$6,162</u>	3.4%

The above increases are primarily due to higher contracted services of \$6.8 million for the year ended December 31, 2011, mainly as a result of backfilling positions, including those left open by employees transferring to our business transformation project as well as the use of contractors for other specific projects. Additionally, 2011 included the recording of an anticipated recovery of expenses related to costs incurred as a result of severe weather storms, primarily Hurricane Irene, which have been recorded in their respective expense lines. Also contributing to the increase was the fact that the same period in 2010 included a reversal of a \$3.5 million payment previously made by our California operating company to the California Department of Fish and Game ("CDFG") on behalf of the National Oceanographic and Atmospheric Administration ("NOAA"). This reversal was the result of an advice letter issued by the California Public Utility Commission which allowed for rate recovery of such payment.

[Table of Contents](#)

Maintenance materials and services, which includes emergency repair as well as costs for preventive maintenance, decreased \$2.7 million, or 3.6%, for 2012 compared to 2011.

	For the Years Ended December 31,			
	2011	2010	Increase (Decrease)	Percentage
	(in thousands)			
Maintenance services and supplies	\$73,109	\$75,855	\$(2,746)	(3.6)%

The decrease of \$2.7 million in 2011 is mainly attributable to lower preventive maintenance expenses throughout our regulated subsidiaries, including tank painting, meter testing, pump, tank and well maintenance, and paving costs.

Customer billing and accounting expenses decreased by \$0.5 million, or 1.2%, for 2011 compared to 2010.

	For the Years Ended December 31,			
	2011	2010	Increase (Decrease)	Percentage
	(in thousands)			
Uncollectible accounts expense	\$ 16,074	\$ 18,052	\$(1,978)	(11.0)%
Postage	12,382	12,348	34	0.3%
Other	14,266	12,862	1,404	10.9%
Total	\$ 42,722	\$ 43,262	\$ (540)	(1.2)%

The decrease of \$2.0 million in the uncollectible accounts expense was the result of improved collection in our receivables in excess of 120 days. This decrease is partially offset by the increase in the Other category mainly due to an increase in collection agency fees.

Other operation and maintenance expenses include casualty and liability insurance premiums and regulatory costs. These costs decreased by \$2.6 million, or 6.6%, for 2011 compared to 2010.

	For the Years Ended December 31,			
	2011	2010	Increase (Decrease)	Percentage
	(in thousands)			
Insurance	\$ 29,733	\$29,913	\$ (180)	(0.6)%
Regulatory expenses	7,433	9,865	(2,432)	(24.7)%
Total	\$37,166	\$ 39,778	\$(2,612)	(6.6)%

The decrease in regulatory expenses was mainly driven by rate case expenses which were deferred in one of our subsidiaries.

**Operating expenses.** The increase in operating expenses for the year ended December 31, 2011 is primarily due to higher depreciation expense of \$20.5 million resulting from additional utility plant placed in service and increased general taxes of \$5.0 million principally attributable to higher gross receipts taxes in our New Jersey regulated subsidiary. Offsetting these increases is lower operation and maintenance expense, as explained above.

**Income from continuing operations before income taxes.** The \$56.8 million increase for the year ended December 31, 2011, compared to the same period in the prior year, is the result of the aforementioned operating revenue and operating expenses variations.

[Table of Contents](#)**Market-Based Operations Segment**

The following table provides certain financial information for our Market-Based Operations segment for the periods indicated:

	For the years ended December 31,		
	2012	2011	2010
		(in thousands)	
Operating revenues	\$ 330,329	\$ 327,815	\$ 294,723
Operation and maintenance expense	276,809	278,375	256,633
Operating expenses, net	288,099	290,768	269,059
Income from continuing operations before income taxes	45,817	39,324	30,416

**Comparison of Results of Operations for the Years Ended December 31, 2012 and 2011**

**Operating revenues.** The increase in revenues for the year ended December 31, 2012, compared to the same period in 2011, is primarily attributable to an \$8.0 million increase in our HOS revenues associated with continued contract growth and a price increase. Also contributing to the higher revenues was a \$2.2 million increase in our Contract Operations Group revenues which is mainly due to incremental revenues associated with military construction and operation and maintenance projects. These increases were offset by decreases in our Carbon Services Group revenues of \$6.0 million, as we are no longer providing these services to the Regulated Businesses, and a decrease in revenues in our Residuals Operations Group of \$1.8 million.

**Operation and maintenance.** Operation and maintenance expense decreased \$1.6 million, or 0.6%, for the year ended December 31, 2012, compared to the year ended December 31, 2011.

The following table provides information regarding operation and maintenance expense for the years ended December 31, 2012, and 2011, by major expense category:

	For the years ended December 31,			
	2012	2011	Increase (Decrease)	Percentage
		(Dollars in thousands)		
Production costs	\$ 42,772	\$ 47,897	\$ (5,125)	(10.7%)
Employee-related costs	71,002	75,012	(4,010)	(5.3%)
Operating supplies and services	117,749	108,552	9,197	8.5%
Maintenance materials and services	36,730	38,568	(1,838)	(4.8)
Other	8,556	8,346	210	2.5%
Total	<u>\$276,809</u>	<u>\$ 278,375</u>	<u>\$ (1,566)</u>	(0.6%)

The increase in operating supplies and services is attributable to increased construction activity for our military contracts. In addition, 2011 included the release of a \$2.2 million loss contract reserve due to the resolution of certain outstanding issues and uncertainties. Offsetting the increase in operating supplies and services are decreases in production, employee-related and maintenance costs which is the result of expired and terminated contracts. Additionally, operating supplies and services is lower due to lower Carbon Services Group expenses, which corresponds to its lower revenues.

**Operating expense.** The decrease in operating expenses for the year ended December 31, 2012 is primarily driven by the decrease in operation and maintenance expense, which is explained above.

[Table of Contents](#)

**Income from continuing operations before income taxes.** The \$6.5 million increase for the year ended December 31, 2012, is the result of the aforementioned changes in operating revenues and operating and maintenance expense.

**Comparison of Results of Operations for the Years Ended December 31, 2011 and 2010**

**Operating revenues.** The increase in revenues for the year ended December 31, 2011, compared to the same period in 2010, is primarily attributable to an increase in the Contract Operations Group revenues of \$22.3 million. This increase is mainly the result of incremental revenues associated with military construction and operations and maintenance projects related to our water and wastewater contracts of \$43.7 million, offset by lower revenues associated with other expired and terminated contracts.

**Operation and maintenance.** Operation and maintenance expense increased \$21.7 million, or 8.5%, for the year ended December 31, 2011, compared to the year ended December 31, 2010.

The following table provides information regarding operation and maintenance expense for the years ended December 31, 2011, and 2010, by major expense category:

	For the years ended December 31,			
	2011	2010	Increase (Decrease)	Percentage
	(Dollars in thousands)			
Production costs	\$ 47,897	\$ 54,203	\$ (6,306)	(11.6%)
Employee-related costs	75,012	80,596	(5,584)	(6.9%)
Operating supplies and services	108,552	83,926	24,626	29.3%
Maintenance materials and services	38,568	34,484	4,084	11.8%
Other	8,346	3,424	4,922	143.8%
Total	<u>\$ 278,375</u>	<u>\$ 256,633</u>	<u>\$ 21,742</u>	8.5%

Production costs are comprised of fuel and power, purchased water, chemicals and waste disposal costs. The overall decrease in production costs is mainly attributable to decreased fuel and purchased power as well as chemical costs for the year ended December 31, 2011, as compared to the same period in the prior year, as a result of the cessation of costs related to contracts that terminated and expired during 2010.

Employee-related costs, including salaries and wages, group insurance and other employee benefits, decreased \$5.6 million for the year ended December 31, 2011, compared to the same period in 2010. The decrease in these costs for the year ended December 31, 2011 is primarily due to lower expenses related to expired and terminated contracts, partially offset by increased costs associated with our military contracts. Additionally, costs were also lower due to reduced headcount attributable to both eliminated as well as vacant positions compared to the same period in 2010.

Operating supplies and services consist primarily of contracted services and expenses of office operation, legal and other professional services, transportation expenses, as well as information systems rental charges and other office equipment rental charges. The increase in these expenses in 2011 compared to the same period in the prior year was primarily attributable to the higher expenses associated with our Contract Operations Group, which is related to the increased activity with our military construction projects corresponding with the increase in revenues, partially offset by lower expenses due to expired and terminated contracts.

The increase in maintenance materials and supplies of \$4.1 million is primarily due to higher maintenance expenses due to increased contract work, corresponding with the increase in revenues.

Other operation and maintenance expenses include casualty and liability insurance premiums and uncollectible accounts expense. Uncollectible accounts expense increased \$3.7 million in 2011 and was mainly due to an increase in accounts written-off and deferred revenue advanced billing adjustments in Homeowner Services.

[Table of Contents](#)

**Operating expense.** The increase in operating expenses for the year ended December 31, 2011 is primarily driven by the increase in operation and maintenance expense, which is explained above.

**Income from continuing operations before income taxes.** The \$8.9 million increase for the year ended December 31, 2011 is the result of the aforementioned changes in operating revenues and operating and maintenance expense.

### Liquidity and Capital Resources

We regularly evaluate cash requirements for current operations, commitments, development activities and capital expenditures. Our business is very capital intensive and requires significant capital resources. A majority of these capital resources is provided by internally generated cash flows from operations. When necessary, we obtain additional funds from external sources in the debt and equity capital markets and through bank borrowings. Our access to external financing on reasonable terms depends on our credit ratings and current business conditions, including that of the water utility industry in general as well as conditions in the debt or equity capital markets. If these business and market conditions deteriorate to the extent that we no longer have access to the capital markets at reasonable terms, we have access to an unsecured revolving credit facility with aggregate bank commitments of \$1 billion. We rely on this revolving credit facility and the capital markets to fulfill our short-term liquidity needs, to issue letters of credit and to back our commercial paper program. Disruptions in the credit markets may discourage lenders from extending the terms of such commitments or agreeing to new commitments. Market disruptions may also limit our ability to issue debt and equity securities in the capital markets. See “—Credit Facility and Short-Term Debt.”

In order to meet our short-term liquidity needs, we, through American Water Capital Corp. (“AWCC”), our financing subsidiary, issue commercial paper, which is supported by the revolving credit facility. AWCC had no outstanding borrowings and \$32.9 million of outstanding letters of credit under its credit facility as of December 31, 2012. As of December 31, 2012, AWCC had \$967.1 million available under our credit facility that we can use to fulfill our short-term liquidity needs, to issue letters of credit and back our \$270.0 million outstanding commercial paper. We can provide no assurances that our lenders will meet their existing commitments or that we will be able to access the commercial paper or loan markets in the future on terms acceptable to us or at all.

In addition, our regulated operating companies receive advances and contributions from customers, home builders and real estate developers to fund construction necessary to extend service to new areas. Advances for construction are refundable for limited periods, which vary according to state regulations, as new customers begin to receive service or other contractual obligations are fulfilled. Amounts which are no longer refundable are reclassified to contributions in aid of construction. Utility plant funded by advances and contributions is excluded from the rate base. Generally, we depreciate contributed property and amortize contributions in aid of construction at the composite rate of the related property. Some of our subsidiaries do not depreciate contributed property, based on regulatory guidelines.

We use our capital resources, including cash, to (i) fund capital requirements, including construction expenditures, (ii) pay off maturing debt, (iii) pay dividends, (iv) fund pension and postretirement welfare obligations and (v) invest in new and existing ventures. We spend a significant amount of cash on construction projects that we expect to have a long-term return on investment. Additionally, we operate in rate-regulated environments in which the amount of new investment recovery may be limited, and where such recovery takes place over an extended period of time, as our recovery is subject to regulatory lag. See “Business—Regulation—Economic Regulation.” We expect to fund future maturities of long-term debt through a combination of external debt and to the extent available cash flows from operations. Since we continue to make investments equal to or greater than our cash flows from operating activities, we have no plans to reduce debt significantly.



[Table of Contents](#)

We believe that our ability to access the capital markets, our revolving credit facility and our cash flows from operations will generate sufficient cash to fund our short-term requirements. We fund liquidity needs for capital investment, working capital and other financial commitments through cash flows from operations, public and private debt offerings, commercial paper markets and to the extent necessary, our revolving credit facility. We believe we have sufficient liquidity and ability to manage our expenditures should there be a disruption of the capital and credit markets.

In addition, the Company can delay major capital investments or other funding requirement or pursue financing from other sources to preserve liquidity, if necessary. The Company believes it can rely upon cash flows from operations to meet its obligations and fund its minimum required capital investments for an extended period of time.

***Cash Flows from Operating Activities***

Cash flows from operating activities primarily result from the sale of water and wastewater services and, due to the seasonality of demand, are generally greater during the third quarter of each fiscal year. Our future cash flows from operating activities will be affected by, among other things, economic utility regulation; infrastructure investment; inflation; compliance with environmental, health and safety standards; production costs; customer growth; declining per customer usage of water; weather and seasonality; and overall economic conditions.

Cash flows from operating activities have been a reliable, steady source of funding, sufficient to meet operating requirements, make our dividend payments and fund a portion of our capital expenditures requirements. We will seek access to debt and equity capital markets to meet the balance of our capital expenditure requirements as needed. There can be no assurance that we will be able to access such markets successfully on favorable terms or at all. Operating cash flows can be negatively affected by changes in our rate regulated environments or changes in our customers' economic outlook and ability to pay for service in a timely manner. We can provide no assurance that our customers' historical payment pattern will continue in the future.

The following table provides a summary of the major items affecting our cash flows from operating activities for the periods indicated:

	<u>2012</u>	<u>2011</u>	<u>2010</u>
Net income	\$ 358,070	\$ 309,613	\$ 267,827
Add (subtract):		(in thousands)	
Non-cash operating activities(1)	715,525	677,569	598,906
Changes in working capital(2)	11,413	7,905	45,457
Pension and postretirement healthcare contributions	(129,410)	(186,730)	(137,257)
Net cash flows provided by operations	<u>\$955,598</u>	<u>\$ 808,357</u>	<u>\$ 774,933</u>

- (1) Includes, depreciation and amortization, provision for deferred income taxes, amortization of deferred investment tax credits, provision for losses on utility accounts receivable, allowance for other funds used during construction, (gain) loss on sale of assets, and pension and non-pension post retirement benefits expense and other non-cash items. Details of each component can be found in the Consolidated Statements of Cash Flows.
- (2) Changes in working capital include changes to accounts receivable and unbilled utility revenue, income taxes receivable, other current assets, accounts payable, taxes accrued (including income taxes), interest accrued and other current liabilities.

The increase in cash flows from operations for the year ended December 31, 2012 compared to the same period in 2011 is primarily attributable to additional revenues in 2012 and lower pension and postretirement healthcare contributions.

[Table of Contents](#)

The increase in cash flows from operations for the year ended December 31, 2011 compared to the same period in 2010 is primarily attributable to additional revenues in 2011 offset by the receipt of a tax refund in the first half of 2010 that did not occur in 2011.

The Company expects to make pension and postretirement benefit contributions to the plan trusts of \$95.1 million in 2013, of which \$30.1 million was already made in 2013. In addition, we estimate that contributions will amount to \$73.4 million in 2014, \$83.4 million in 2015, \$92.7 million in 2016 and \$95.1 million in 2017. Actual amounts contributed could change materially from these estimates as a result of changes in assumptions and actual investment returns.

**Cash Flows from Investing Activities**

Cash flows used in investing activities were as follows for the periods indicated:

	For the Years Ended December 31,		
	2012	2011	2010
	(in thousands)		
Net capital expenditures	\$(928,574)	\$(924,858)	\$(765,636)
Proceeds from sale of assets and securities	561,739	9,972	239
Acquisitions	(44,560)	(7,220)	(1,642)
Other investing activities, net(1)	29,039	9,709	20,296
Net cash flows used in investing activities	<u>\$(382,356)</u>	<u>\$(912,397)</u>	<u>\$(746,743)</u>

- (1) Includes removal costs from property, plant and equipment retirements, net funds released and other.

The variance from 2011 to 2012 in cash flows used in investing is mainly attributable to the cash proceeds received from the sale of our Arizona and New Mexico subsidiaries in January 2012 partially offset by cash proceeds used for acquisition purposes, with the largest being the acquisition of additional regulated water and wastewater operations in New York

Cash flows used in investing activities increased in 2011 compared to 2010 primarily due to an increase in our capital expenditures for the year ended December 31, 2011 which is attributable to the construction of and replacement of certain treatment facilities, and infrastructure in our Pennsylvania subsidiary as well as increased capital spending associated with our business transformation project as we moved into its design and build phase.

We estimate that business transformation project expenditures could be in the range of \$280 million prior to any AFUDC allowed. Through December 31, 2012 including AFUDC of \$17.4 million, capital expenditures amount to \$257.1 million on the project with \$117.3 million spent in 2012. As with any other initiative of this magnitude, there are risks that could result in increased costs. Any technical difficulties in developing or implementing this initiative, such as implementing a successful change management process, may result in delays, which in turn, may increase the costs of the project and also delay and, perhaps, reduce any cost savings and efficiencies expected to result from the initiative. When we make adjustments to our operations, we may incur incremental expenses prior to realizing the benefits of a more efficient workforce and operating structure. While we believe such expenditures can be recovered through regulated rates, we can provide no guarantee that we will be able to achieve timely rate recovery of these increased costs associated with this transformation project. Any such delays or difficulties encountered with such recovery may have a material and adverse impact on our business, customer relationships and financial results.

As previously noted, in 2013, we estimate that Company-funded capital investment will total approximately \$950 million. For years in the foreseeable future beyond 2013 we estimate that such investment will be between \$800 million and \$1 billion annually. We intend to invest capital prudently to provide essential services to our regulated customer base, while working with regulators in the various states in which we operate to have the opportunity to earn an appropriate rate of return on our investment and a return of our investment.

[Table of Contents](#)

Our infrastructure investment plan consists of both infrastructure renewal programs, where we replace infrastructure as needed, and major capital investment projects, where we construct new water and wastewater treatment and delivery facilities to meet new customer growth and water quality regulations. Our projected capital expenditures and other investments are subject to periodic review and revision to reflect changes in economic conditions and other factors.

The following table provides a summary of our historical capital expenditures:

	For the Years Ended December 31,		
	2012	2011	2010
	(in thousands)		
Transmission and distribution	\$ 343,640	\$ 298,564	\$ 299,303
Treatment and pumping	138,072	191,771	133,473
Services, meter and fire hydrants	171,855	175,635	157,982
General structures and equipment	104,854	84,059	88,932
Business transformation project	107,049	99,891	22,462
Sources of supply	44,602	58,066	31,452
Wastewater	18,502	16,872	32,032
Total capital expenditures	<u>\$ 928,574</u>	<u>\$ 924,858</u>	<u>\$ 765,636</u>

Capital expenditures for the year ended December 31, 2012 increased by \$3.7 million, or 0.4%, compared to 2011, mainly as a result of an increase in the replacement of transmission/distribution infrastructure and higher business transformation project expenditures, partially offset by a reduction in treatment and pumping expenditures due to the completion of certain water treatment plant projects, for which major expenditures occurred in 2011. Capital expenditures for the year ended December 31, 2011 increased by \$159.2 million, or 20.8%, compared to 2010, mainly as a result of the increased business transformation project expenditures of \$77.4 million and increased treatment and pumping expenditures of \$58.3 million as a result of certain water treatment plants projects in our Pennsylvania, New Jersey and Indiana subsidiaries. One avenue to seek growth is through tuck-ins, by helping commissions with troubled water systems as well as other acquisitions that are complementary to our existing business and support the continued geographical diversification and growth of our operations. Generally, acquisitions are funded initially with short-term debt and later refinanced with the proceeds from long-term debt or equity offerings.

The following provides a summary of the acquisitions and dispositions affecting our cash flows from investing activities in the years indicated:

2012:

- We paid approximately \$44.6 million for numerous regulated water and wastewater systems in New York, Pennsylvania, Indiana, Missouri and West Virginia, with the largest associated with the acquisition of seven regulated water systems in New York in May 2012 for a purchase price of \$36.7 million plus assumed liabilities.
- We received approximately \$561.7 million from the sale of our assets and securities, including \$458.9 million associated with the sale of our Arizona, New Mexico and Ohio regulated subsidiaries.

2011:

- We paid approximately \$7.2 million for numerous regulated water and wastewater systems in Missouri, New Jersey, and Pennsylvania, with the largest associated with the acquisition of 11 regulated water systems and 48 wastewater systems in Missouri in May 2011 for a purchase price of \$3.3 million.

[Table of Contents](#)

- We received approximately \$10.0 million for the sale of assets and securities, including \$6.2 million associated with the sale of our Texas subsidiary's assets and \$2.9 million from the sale of the Applied Water Management subsidiary.

2010:

- We paid approximately \$1.6 million for five regulated water systems and one wastewater system.

Our investing activities could require considerable capital resources which we have generated through operations and attained through financing activities. We can provide no assurances that these resources will be sufficient to meet our expected investment needs and may be required to delay or reevaluate our investment plans.

### ***Cash Flows from Financing Activities***

Our financing activities, primarily focused on funding construction expenditures, include the issuance of long-term and short-term debt, primarily through AWCC. We intend to access capital markets on a regular basis, subject to market conditions.

In addition, new infrastructure may be funded with customer advances and contributions for construction (net of refunds). This amounted to \$31.9 million, \$22.3 million and \$7.0 million for the years ended December 31, 2012, 2011 and 2010, respectively.

On May 4, 2012, we and AWCC filed a universal shelf registration statement that enabled us to offer and sell from time to time various types of securities, including common stock, preferred stock and debt securities, all subject to market demand and ratings status. During 2012, \$300 million of debt securities were issued pursuant to this filing.

In regards to debt financings, the following long-term debt was issued in 2012:

<u>Company</u>	<u>Type</u>	<u>Interest Rate</u>	<u>Maturity</u>	<u>Amount (in thousands)</u>
American Water Capital Corp.	Senior notes—fixed rate	4.30%	2042(a)	\$ 300,000
Other subsidiaries	Private activity bonds and government funded debt—fixed rate	0.00%-5.00%	2025-2041(b)	68,746
Other subsidiaries	Private activity bonds and government funded debt—fixed rate	1.00%-2.76%	2025-2041(c)	14,730
Other subsidiaries	Mortgage bonds—fixed rate	4.29%	2022	700
<b>Total issuances</b>				<b>\$ 384,176</b>

- The net proceeds from this issuance were used to finance certain redemptions of long-term debt and to fund the repayment of short-term debt.
- Proceeds from these issuances were received from New Jersey Environmental Infrastructure Trust and will be used to fund certain specific projects. The proceeds are held in trust pending our certification that we have incurred qualifying expenditures. These issuances have been presented as non-cash on the Consolidated Statements of Cash Flows. Subsequent releases of all or a lesser portion of the funds by the Trust are reflected as the release of restricted funds and are included in the investing activities in the Consolidated Statements of Cash Flows.
- Proceeds from these issuances were received from the Pennsylvania Infrastructure Investment Authority and funded specified projects.

Also, in the second quarter of 2012, and in connection with the acquisition of our additional subsidiaries in New York, we assumed debt of \$25.2 million with coupon rates of 5.00% to 6.00% and maturity dates ranging from 2015 to 2035. In September 2012, we redeemed \$10.9 million of these outstanding bonds with original maturity dates of 2031 to 2035 and interest rates ranging from 5.00% to 6.00%.

[Table of Contents](#)

The following long-term debt was retired through optional redemption or payment at maturity during 2012:

<u>Company</u>	<u>Type</u>	<u>Interest Rate</u>	<u>Maturity</u>	<u>Amount (in thousands)</u>
American Water Capital Corp.	Senior notes-fixed rate	8.25%	2038	\$ 10
Other subsidiaries	Private activity bonds and government funded debt-fixed rate	0.00%-9.60%	2012-2041	447,325
Other subsidiaries	Mortgage bonds-fixed rate	6.85%-7.95%	2012	24,200
Other subsidiaries	Mandatory redeemable preferred stock	4.60%-9.18%	2013-2036	1,549
Other	Capital leases & other			419
Total retirements & redemptions				<u>\$ 473,503</u>

Included in the long-term debt redemptions/retirements is \$4.2 million related to our previously held Ohio subsidiary, which was classified in discontinued operations prior to its divestiture.

The following long-term debt was issued in 2011:

<u>Company</u>	<u>Type</u>	<u>Interest Rate</u>	<u>Maturity</u>	<u>Amount (in thousands)</u>
Other subsidiaries	Private activity bonds and government funded debt-fixed rate	0.00%-1.56%	2031	\$ 12,510
Total issuances				<u>\$ 12,510</u>

The following long-term debt was retired through optional redemption or payment at maturity during 2011:

<u>Company</u>	<u>Type</u>	<u>Interest Rate</u>	<u>Maturity</u>	<u>Amount (in thousands)</u>
American Water Capital Corp.	Senior notes-fixed rate	6.00%-8.25%	2011-2039	\$ 28,287
Other subsidiaries	Private activity bonds and government funded debt-fixed rate	0.00%-5.90%	2011-2034	7,976
Other subsidiaries	Mortgage bonds-fixed rate	8.21%-9.71%	2011-2022	33,191
Other subsidiaries	Mandatory redeemable preferred stock	4.60%-9.18%	2013-2019	1,888
Other	Capital leases & other			4,078
Total retirements & redemptions				<u>\$ 75,420</u>

[Table of Contents](#)

The following long-term debt was issued in 2010:

<u>Company</u>	<u>Type</u>	<u>Interest Rate</u>	<u>Maturity</u>		<u>Amount (in thousands)</u>
American Water Capital Corp.	Private activity bonds and government funded debt-fixed rate	5.38%	2040	a	\$ 26,000
American Water Capital Corp.	Private activity bonds and government funded debt-fixed rate	5.25%	2040	b	25,000
American Water Capital Corp.	Private activity bonds and government funded debt-fixed rate	5.25%	2040	c	35,000
American Water Capital Corp.	Private activity bonds and government funded debt-fixed rate	4.85%	2040	d	25,000
American Water Capital Corp.	Private activity bonds and government funded debt-fixed rate	5.25%	2028	e	10,635
American Water Capital Corp.	Senior notes-fixed rate	6.00%	2040	f	30,000
Other subsidiaries	Private activity-fixed rate	4.45%-5.60%	2023-2034	g	150,000
Other subsidiaries	Private activity-fixed rate	4.70%-4.88%	2025-2029	h	75,000
Other subsidiaries	Private activity-fixed rate	0.00%-2.56%	2021-2030	i	14,699
Total issuances					<u>\$ 391,334</u>

Note: Private activity type defined as private activity bonds and government funded debt.

- (a) On June 24, 2010, AWCC closed an offering of \$26.0 million in tax-exempt water facility revenue bonds issued by Owen County, Kentucky. The bonds have a coupon of 5.38% with a maturity of 2040 and a 10-year call option. The proceeds from the bond offering will be used to repay short-term debt related to the construction of the water treatment and transmission facility located in Owen County, Kentucky, as well as to pay remaining costs of acquisition, construction, installation and equipping of the water treatment and transmission facility.
- (b) On May 27, 2010, AWCC closed an offering of \$25.0 million in tax-exempt water facility revenue bonds issued by the Illinois Finance Authority. The bonds have a coupon of 5.25% with a maturity of 2040 and a 10-year call option. The proceeds from the bond offering will be used to fund water facility projects in Champaign, Livingston, Logan, Madison, Peoria and St. Clair counties in Illinois.
- (c) On August 18, 2010, AWCC closed an offering of \$35.0 million in tax-exempt bonds issued through the State of California Pollution Control Financing Authority. The bonds have a coupon of 5.25% with a 30-year maturity and a 10-year call option. The proceeds from bond offering will be used to fund specific CAWC projects.
- (d) On September 16, 2010, AWCC closed an offering of \$25.0 million in tax-exempt water facility revenue bonds issued through the Indiana Finance Authority. The bonds have a coupon rate 4.85% with a 30-year maturity and a 10-year call option. The proceeds from the bonds will be used to fund water facility projects in Indiana-American Water Company, Inc.'s service territory.
- (e) Represents \$10.6 million of variable rate debt that was held in the Company's treasury at December 31, 2009 because no investors were willing to purchase the bonds. On July 27, 2010, this variable rate debt was remarketed as fixed rate bonds with a coupon rate of 5.25% and a maturity date of 2028.
- (f) On December 1, 2010 AWCC closed on a 6.00% senior fixed rate note. Proceeds used to paydown short-term debt.
- (g) On July 9, 2010, our operating subsidiary, NJAWC, closed on a refunding of four outstanding bonds issuances. To accomplish this refunding, the New Jersey Economic Development Authority issued three new series of bonds on behalf of NJAWC. The new bonds have coupon rates of 5.60%, 5.10% and 4.45% and maturities of 2034, 2023 and 2023, respectively.
- (h) On November 1, 2010, NJAWC closed on refinancings of two outstanding bond issues and the New Jersey Economic Development Authority issued two new series of bonds on behalf of NJAWC.
- (i) Proceeds received from various financing/development authorities. The proceeds will be used to fund certain projects.

[Table of Contents](#)

The following long-term debt was retired through optional redemption or payment at maturity during 2010:

<u>Company</u>	<u>Type</u>	<u>Interest Rate</u>	<u>Maturity</u>	<u>Amount (in thousands)</u>
American Water Capital Corp.	Senior notes-fixed rate	6.00%-6.87%	2011-2039	\$ 28,157
Other subsidiaries	Private activity-fixed rate and government funded debt	0.00%-6.88%	2010-2036	233,476
Other subsidiaries	Mortgage bonds-fixed rate	7.86%-8.98%	2010-2011	10,275
Other subsidiaries	Mandatory redeemable preferred stock	4.60%-6.00%	2013-2019	218
Other	Capital leases and other			792
Total retirements & redemptions				<u>\$ 272,918</u>

From time to time and as market conditions warrant, we may engage in long-term debt retirements via tender offers, open market repurchases or other viable alternatives to strengthen our balance sheets.

**Credit Facility and Short-Term Debt**

The components of short-term debt were as follows:

	<u>December 31, 2012</u>	<u>December 31, 2011</u>
	(in thousands)	
Commercial paper, net of discount	\$269,985	\$ 481,048
Book-overdraft	—	34,002
Total short-term debt	<u>\$269,985</u>	<u>\$515,050</u>

Prior to entering into a new credit facility in late 2012, AWCC maintained an \$840 million senior unsecured credit facility syndicated among a group of 10 banks. This revolving credit facility, was principally used to support the commercial paper program at AWCC and to provide up to \$150.0 million in letters of credit. On September 15, 2012, \$155.0 million of this senior unsecured revolving credit facility expired, leaving \$685.0 million of commitments under this facility. On October 29, 2012, we terminated this agreement and entered into a new unsecured revolving credit facility with \$1 billion in aggregate total commitments from a diversified group of 14 banks. This new facility will mature on October 29, 2017 (subject to up to two 1-year extensions at our request). Interest rates on advances under the new facility are based on a credit spread to the Eurodollar rate or base rate with the credit spread of 1.00% through June 2012 and then based on the higher of AWCC's Moody's Investors Service, which we refer to as Moody's or Standard & Poor's Ratings Services, which we refer to as S&P, credit rating. At current ratings that spread would be 1.075%. Consistent with the old facility, this new facility, unless otherwise extended, requires the Company to maintain a ratio of consolidated capitalization of not more than 0.70 to 1.00. Similar to the old facility, the new facility will be principally used to support AWCC's commercial paper program and to provide up to \$150.0 million in letters of credit.

We closely monitor events in the financial markets and the financial institutions associated with this credit facility. In accordance with the credit agreement, no financial institution can have more than \$250.0 million of the aggregate commitment through the facility expiration date of October 29, 2017. If any lender defaults in its obligation to fund advances, the Company may request the other lenders to assume the defaulting lender's commitment or replace such defaulting lender by designating an assignee willing to assume the commitment. However, the remaining lenders have no obligation to assume a defaulting lender's commitment and we can provide no assurances that we will be able to replace a defaulting lender.

[Table of Contents](#)

The following table provides information as of December 31, 2012 and 2011, regarding the respective credit facility in effect at the time, letters of credit sub-limits and available funds under those revolving credit facilities, as well as outstanding amounts of commercial paper and outstanding borrowings under the respective facilities:

	Credit Facility Commitment	Available Credit Facility Capacity	Letter of Credit Sublimit	Available Letter of Credit Capacity	Outstanding Commercial Paper (Net of Discount)	Credit Line Borrowings
	(in thousands)					
December 31, 2012	\$ 1,000,000	\$ 967,137	\$ 150,000	\$ 117,137	\$ 269,985	\$ —
December 31, 2011	\$ 850,000	\$ 813,548	\$ 150,000	\$ 113,548	\$ 481,048	\$ —

AWCC had no outstanding borrowings under the credit facility and \$27.6 million of outstanding letters of credit under this credit facility as of February 21, 2013. Also, as of February 21, 2013, AWCC had \$295.1 million of commercial paper outstanding.

The weighted-average interest rate on short-term borrowings for the years ended December 31, 2012 and 2011 was approximately 0.49% and 0.41%, respectively.

**Capital Structure**

The following table indicates the percentage of our capitalization represented by the components of our capital structure as of December 31, 2012, 2011 and 2010:

	At December 31, 2012	At December 31, 2011	At December 31, 2010
Common stockholder equity and preferred stock without mandatory redemption rights	44%	42%	42%
Long-term debt and redeemable preferred stock at redemption value	52%	53%	55%
Short-term debt and current portion of long-term debt	4%	5%	3%
	<u>100%</u>	<u>100%</u>	<u>100%</u>

The changes in the capital structure between periods were mainly attributable to changes in outstanding commercial paper balances. The increase in 2011 was the result of funding the majority of 2011 cash requirements with commercial paper as a result of anticipating the proceeds from the divestiture of our Arizona and New Mexico regulated businesses in 2012. We used the net proceeds from the sale to pay down commercial paper in 2012.

**Debt Covenants**

Our debt agreements contain financial and non-financial covenants. To the extent that we are not in compliance, we or our subsidiaries may be restricted in our ability to pay dividends, issue debt or access our revolving credit lines. We were in compliance with our covenants as of December 31, 2012. Long-term debt indentures contain a number of covenants that, among other things, limit the Company from issuing debt secured by the Company's assets, subject to certain exceptions.

Certain long-term notes and the revolving credit facility require us to maintain a ratio of consolidated total indebtedness to consolidated total capitalization of not more than 0.70 to 1.00. On December 31, 2012, our ratio was 0.56 to 1.00 and therefore we were in compliance with the ratio.



[Table of Contents](#)**Security Ratings**

Our access to the capital markets, including the commercial paper market, and respective financing costs in those markets, is directly affected by securities ratings of the entity that is accessing the capital markets. We primarily access the capital markets, including the commercial paper market, through AWCC. However, we also issue debt at our regulated subsidiaries, primarily in the form of tax exempt securities, to lower our overall cost of debt.

On August 14, 2012, Moody's changed its rating outlook to positive from stable and affirmed its "Baa2" corporate credit rating for both AWCC and American Water and its "P2" commercial paper rating for AWCC. On June 18, 2012, S&P revised its rating outlook for American Water and AWCC to positive from stable. In addition, on January 30, 2012, S&P reaffirmed its "BBB+" corporate credit rating on AWCC and American Water and AWCC's "A2" commercial rating.

The following table shows the Company's securities ratings as of December 31, 2012:

<u>Securities</u>	<u>Moody's Investors Service</u>	<u>Standard &amp; Poor's Ratings Service</u>
Senior unsecured debt	Baa2	BBB+
Commercial paper	P2	A2

A security rating is not a recommendation to buy, sell or hold securities and may be subject to revision or withdrawal at any time by the assigning rating agency, and each rating should be evaluated independently of any other rating. Security ratings are highly dependent upon our ability to generate cash flows in an amount sufficient to service our debt and meet our investment plans. We can provide no assurances that our ability to generate cash flow is sufficient to maintain our existing ratings. None of our borrowings are subject to default or prepayment as a result of the downgrading of these security ratings, although such a downgrading could increase fees and interest charges under our credit facility.

As part of the normal course of business, we routinely enter into contracts for the purchase and sale of water, energy, chemicals and other services. These contracts either contain express provisions or otherwise permit us and our counterparties to demand adequate assurance of future performance when there are reasonable grounds for doing so. In accordance with the contracts and applicable contract law, if we are downgraded by a credit rating agency, especially if such downgrade is to a level below investment grade, it is possible that a counterparty would attempt to rely on such a downgrade as a basis for making a demand for adequate assurance of future performance, which could include a demand that we provide collateral to secure our obligations. We do not expect to post any collateral which will have a material adverse impact on the Company's results of operations, financial position or cash flows.

**Dividends**

Our board of directors has adopted a dividend practice to distribute to our stockholders a portion of our net cash provided by operating activities as regular quarterly dividends, rather than retaining that cash for other purposes. We expect that dividends will be paid quarterly to holders of record approximately 15 days prior to the distribution date. Since the dividends on our common stock will not be cumulative, only declared dividends will be paid.

During 2012, 2011 and 2010, we paid \$213.5 million, \$157.9 million and \$150.3 million in dividends, respectively. For 2012, we paid a dividend of \$0.25 per share on December 28, December 3 and September 3 and \$0.23 per share on June 1 and March 1. The December 28, 2012 cash dividend payment of \$0.25 per share would have historically been paid in March 2013, however, the Board approved accelerating the payment date to 2012 to take advantage of the existing 2012 tax rates. For 2011, we paid a dividend of \$0.23 per share on December 1

[Table of Contents](#)

and September 1 and \$0.22 per share on June 1 and March 1. For 2010, we paid a dividend of \$0.22 per share on December 1 and September 1 and \$0.21 per share on June 1 and March 1.

**Regulatory Restrictions**

The issuance by the Company or AWCC of long-term debt or equity securities does not require authorization of any state PUC if no guarantee or pledge of the regulated subsidiaries is utilized. However, state PUC authorization is required to issue long-term debt or equity securities at most of our regulated subsidiaries. Our regulated subsidiaries normally obtain the required approvals on a periodic basis to cover their anticipated financing needs for a period of time or in connection with a specific financing.

Under applicable law, our subsidiaries can pay dividends only from retained, undistributed or current earnings. A significant loss recorded at a subsidiary may limit the dividends that the subsidiary can distribute to us.

**Insurance Coverage**

We carry various property, casualty and financial insurance policies with limits, deductibles and exclusions that we believe are consistent with industry standards. However, insurance coverage may not be adequate or available to cover unanticipated losses or claims. We are self-insured to the extent that losses are within the policy deductible or exceed the amount of insurance maintained. Such losses could have a material adverse effect on our short-term and long-term financial condition and our results of operations and cash flows.

**Contractual Obligations and Commitments**

We enter into obligations with third parties in the ordinary course of business. These financial obligations, as of December 31, 2012, are set forth in the table below:

<u>Contractual obligation</u>	<u>Total</u>	<u>Less Than 1 Year</u>	<u>(in thousands)</u>		
			<u>1-3 Years</u>	<u>3-5 Years</u>	<u>More Than 5 Years</u>
Long-term debt obligations(a)	\$ 5,256,701	\$ 114,163	\$ 67,991	\$ 843,296	\$ 4,231,251
Interest on long-term debt(b)	4,983,772	314,212	617,934	609,060	3,442,566
Capital lease obligations(c)	1,049	142	70	88	749
Interest on capital lease obligations(d)	1,066	115	218	205	528
Operating lease obligations(e)	162,135	17,163	29,105	19,132	96,735
Purchase water obligations(f)	636,361	47,790	96,408	82,051	410,112
Other purchase obligations(g)	86,568	86,568	—	—	—
Postretirement benefit plans' obligations(h)	122,585	27,985	50,800	43,800	—
Pension plan obligations(h)	386,875	67,075	106,000	144,000	69,800
Preferred stocks with mandatory redemption requirements	20,552	1,650	3,300	3,300	12,302
Interest on preferred stocks with mandatory redemption requirements	15,847	1,692	2,956	2,386	8,813
Other obligations(i)	745,885	166,542	75,989	59,898	443,456
<b>Total</b>	<b>\$12,419,396</b>	<b>\$ 845,097</b>	<b>\$1,050,771</b>	<b>\$1,807,216</b>	<b>\$8,716,312</b>

Note: The above table reflects only financial obligations and commitments. Therefore, performance obligations associated with our Market-Based Operations are not included in the above amounts.

- (a) Represents sinking fund obligations and debt maturities.  
 (b) Represents expected interest payments on outstanding long-term debt. Amounts reported may differ from actual due to future refinancing of debt.

[Table of Contents](#)

- (c) Represents future minimum payments under noncancelable capital leases.
- (d) Represents expected interest payments on noncancelable capital leases.
- (e) Represents future minimum payments under noncancelable operating leases, primarily for the lease of motor vehicles, buildings, land and other equipment including water facilities and systems constructed by partners under the Public-Private Partnerships described below.
- (f) Represents future payments under water purchase agreements for minimum quantities of water.
- (g) Represents the open purchase orders as of December 31, 2012, for goods and services purchased in the ordinary course of business.
- (h) Represents contributions expected to be made to pension and post retirement benefit plans for the years 2013 through 2018.
- (i) Includes an estimate of advances for construction to be refunded, capital expenditures estimated to be required under legal and binding contractual obligations, contracts entered into for energy purchases, a liability associated with a conservation agreement and service agreements.

*Public-Private Partnerships*

West Virginia-American Water Company, which we refer to as WVAWC, has entered into a series of agreements with various public entities, which we refer to as the Partners, to establish certain joint ventures, commonly referred to as “public-private partnerships.” Under the public-private partnerships, WVAWC constructed utility plant, financed by WVAWC, and the Partners constructed utility plant (connected to WVAWC’s property), financed by the Partners. WVAWC agreed to transfer and convey some of its real and personal property to the Partners in exchange for an equal principal amount of Industrial Development Bonds, commonly referred to as IDBs, issued by the Partners under a state Industrial Development Bond and Commercial Development Act. WVAWC leased back the total facilities, including portions funded by both WVAWC and the Partners, under leases for a period of 40 years.

WVAWC leased back the transferred facilities under capital leases for a period of 40 years. The leases have payments that approximate the payments required by the terms of the IDBs. We have presented the transaction on a net basis in the consolidated financial statements. The carrying value of the transferred facilities, which is presented within utility plant, was approximately \$158.6 million at December 31, 2012.

*Performance Obligations*

We have entered into agreements for the provision of services to water and wastewater facilities for the United States military, municipalities and other customers. These military services agreements expire between 2051 and 2060 and have remaining performance commitments as measured by estimated remaining contract revenues of \$1,934.0 million at December 31, 2012. The Operations and Maintenance agreements with municipalities and other customers expire between 2013 and 2048 and have remaining performance commitments as measured by estimated remaining contract revenue of \$1,018.4 million at December 31, 2012. Some of the Company’s long-term contracts to operate and maintain a municipality’s, federal government’s or other party’s water or wastewater treatment and delivery facilities include responsibility for certain major maintenance for some of the facilities, in exchange for an annual fee.

**Critical Accounting Policies and Estimates**

The application of critical accounting policies is particularly important to our financial condition and results of operations and provides a framework for management to make significant estimates, assumptions and other judgments. Although our management believes that these estimates, assumptions and other judgments are appropriate, they relate to matters that are inherently uncertain. Accordingly, changes in the estimates, assumptions and other judgments applied to these accounting policies could have a significant impact on our financial condition and results of operations as reflected in our consolidated financial statements.

[Table of Contents](#)

Our financial condition, results of operations and cash flows are impacted by the methods, assumptions and estimates used in the application of critical accounting policies. Management believes that the areas described below require significant judgment in the application of accounting policy or in making estimates and assumptions in matters that are inherently uncertain and that may change in subsequent periods. Our management has reviewed these critical accounting policies, and the estimates and assumptions regarding them, with our audit committee. In addition, our management has also reviewed the following disclosures regarding the application of these critical accounting policies with the audit committee.

*Regulatory Accounting*

Our regulated utility subsidiaries are subject to regulation by state PUCs and the local governments of the states in which they operate. As such, we account for these regulated operations in accordance with authoritative guidance that requires us to reflect the effects of rate regulation in our financial statements. Use of the authoritative guidance is applicable to utility operations that meet the following criteria (1) third-party regulation of rates; (2) cost-based rates; and (3) a reasonable assumption that all costs will be recoverable from customers through rates. As of December 31, 2012, we had concluded that the operations of our regulated subsidiaries meet the criteria. If it is concluded in a future period that a separable portion of the business no longer meets the criteria, we are required to eliminate the financial statement effects of regulation for that part of the business, which would include the elimination of any or all regulatory assets and liabilities that had been recorded in the consolidated financial statements. Failure to meet the criteria of the authoritative guidance could materially impact our consolidated financial statements as a one-time extraordinary item and continued impacts on our operating activities.

Regulatory assets represent costs that have been deferred to future periods when it is probable that the regulator will allow for recovery through rates charged to customers. Regulatory liabilities represent revenues received from customers to fund expected costs that have not yet been incurred. As of December 31, 2012, we have recorded \$1,199.1 million of net regulatory assets within our Consolidated Financial Statements. Also, at December 31, 2012, we had recorded \$364.2 million of regulatory liabilities within our consolidated financial statements. See Note 6 of the Notes to Consolidated Financial Statements for further information regarding the significant regulatory assets and liabilities.

For each regulatory jurisdiction where we conduct business, we continually assess whether the regulatory assets and liabilities continue to meet the criteria for probable future recovery or settlement. This assessment includes consideration of factors such as changes in applicable regulatory environments, recent rate orders to other regulated entities in the same jurisdiction, the status of any pending or potential deregulation legislation and the ability to recover costs through regulated rates. If subsequent events indicate that the regulatory assets or liabilities no longer meet the criteria for probable future recovery or settlement, our statement of operations and financial position could be materially affected.

*Goodwill*

The Company's annual impairment reviews are performed as of November 30 of each year, in conjunction with the timing of the completion of the Company's annual strategic business plan. At December 31, 2012, the Company's goodwill was \$1,207.3 million. The Company also undertakes interim reviews when the Company determines that a triggering event that would more likely than not reduce the fair value of a reporting unit below its carrying value has occurred.

In September 2011, the FASB issued revised guidance intended to simplify how an entity tests goodwill for impairment. The amendments allow an entity first to assess qualitative factors to determine whether it is necessary to perform the two-step quantitative goodwill impairment test. An entity is no longer required to calculate the fair value of a reporting unit unless the entity determines, based on a qualitative assessment, that it is more likely than not that its fair value is less than its carrying amount. The amendments were effective for

[Table of Contents](#)

annual and interim goodwill impairment tests performed for fiscal years beginning after December 15, 2011 and early adoption was permitted.

The Company decided to adopt this new guidance for its 2012 annual test and applied the qualitative test ("step 0" or "step 0 test") to its reporting units for the annual impairment test performed as of November 30, 2012.

The Company completed a quantitative fair value measurement of its reporting units when performing its prior year goodwill impairment analysis on November 30, 2011. As of the 2011 testing date, a quantitative assessment was made and implied that the fair value of its reporting units was well in excess of their carrying amount and no impairment was required.

In the current year qualitative step 0 test at November 30, 2012, after assessing various events and circumstances that would affect the estimated fair value of the reporting units in its base line November 30, 2011 test, the Company has determined that it is not required to calculate the fair value of its reporting units at November 30, 2012. The Company has determined that it is more likely than not that its reporting unit fair values are greater than the reporting unit carrying values and no impairment is necessary.

On a periodic basis or in the case of a triggering event, the Company will use the two-step impairment test to identify potential goodwill impairment and measures the amount of a goodwill impairment loss to be recognized (if any). The step 1 calculation used to identify potential impairment compares the calculated fair value for each of the Company's reporting units to their respective net carrying values (book values), including goodwill, on the measurement date. If the fair value of any reporting unit is less than such reporting unit's carrying value, then step 2 is performed to measure the amount of the impairment loss (if any) for such reporting unit.

The step 2 calculation of the impairment test compares, by reporting unit, the implied fair value of the goodwill to the carrying value of goodwill. The implied fair value of goodwill is equal to the excess of the fair value of each reporting unit above the fair value of such reporting unit's identified assets and liabilities. If the carrying value of goodwill exceeds the implied fair value of goodwill for any reporting unit, an impairment loss is recognized in an amount equal to the excess (not to exceed the carrying value of goodwill) for that reporting unit.

The determination of the fair value of each reporting unit and the fair value of each reporting unit's assets and liabilities is performed as of the measurement date using observable market data before and after the measurement date (if that subsequent information is relevant to the fair value on the measurement date).

There can be no assurances that the Company will not be required to recognize an impairment of goodwill in the future due to market conditions or other factors related to the Company's performance. These market events could include a decline over a period of time of the Company's stock price, a decline over a period of time in valuation multiples of comparable water utilities, the lack of an increase in the Company's market price consistent with its peer companies, or decreases in control premiums. A decline in the forecasted results in our business plan, such as changes in rate case results or capital investment budgets or changes in our interest rates, could also result in an impairment charge.

For the year ended December 31, 2012, no impairment charge was recorded. For the year ended December 31, 2011, no impairment charge was recorded for our continuing operations. In 2011, we recorded a charge to goodwill of \$25.5 million relating to parent company goodwill associated with businesses classified as discontinued operations. For the year ended December 31, 2010, no impairment charge was recorded.

#### *Impairment of Long-Lived Assets*

Long-lived assets include land, buildings, equipment and long-term investments. Long-lived assets, other than investments and land are depreciated over their estimated useful lives, and are reviewed for impairment

[Table of Contents](#)

whenever changes in circumstances indicate the carrying value of the asset may not be recoverable. Such circumstances would include items such as a significant decrease in the market value of a long-lived asset, a significant adverse change in the manner in which the asset is being used or planned to be used or in its physical condition, or a history of operating or cash flow losses associated with the use of the asset. In addition, changes in the expected useful life of these long-lived assets may also be an impairment indicator. When such events or changes occur, we estimate the fair value of the asset from future cash flows expected to result from the use and, if applicable, the eventual disposition of the assets, and compare that to the carrying value of the asset. If the carrying value is greater than the fair value, an impairment loss is recognized equal to the amount by which the asset's carrying value exceeds its fair value. The key variables that must be estimated include assumptions regarding sales volume, rates, operating costs, labor and other benefit costs, capital additions, assumed discount rates and other economic factors. These variables require significant management judgment and include inherent uncertainties since they are forecasting future events. A variation in the assumptions used could lead to a different conclusion regarding the realizability of an asset and, thus, could have a significant effect on the consolidated financial statements.

The long-lived assets of the regulated utility subsidiaries are grouped on a separate entity basis for impairment testing as they are integrated state-wide operations that do not have the option to curtail service and generally have uniform tariffs. A regulatory asset is charged to earnings if and when future recovery in rates of that asset is no longer probable.

The fair values of long-term investments are dependent on the financial performance and solvency of the entities in which we invest, as well as volatility inherent in the external markets. In assessing potential impairment for these investments, we consider these factors. If such assets are considered impaired, an impairment loss is recognized equal to the amount by which the asset's carrying value exceeds its fair value.

*Revenue Recognition*

Revenues of the regulated utility subsidiaries are recognized as water and wastewater services are delivered to customers and include amounts billed to customers on a cycle basis and unbilled amounts based on estimated usage from the date of the latest meter reading to the end of the accounting period. Unbilled utility revenues as of December 31, 2012 and 2011 were \$180.6 million and \$185.4 million, respectively. Increases in volumes delivered to the utilities' customers and favorable rate mix due to changes in usage patterns in customer classes in the period could be significant to the calculation of unbilled revenue. Changes in the timing of meter reading schedules and the number and type of customers scheduled for each meter reading date would also have an effect on the estimated unbilled revenue; however, since the majority of our customers are billed on a monthly basis, total operating revenues would remain materially unchanged.

Revenue from Market-Based Operations is recognized as services are rendered. Revenues from certain construction projects are recognized over the contract term based on the estimated percentage of completion during the period compared to the total estimated services to be provided over the entire contract. Losses on contracts are recognized during the period in which the loss first becomes probable and estimable. Revenues recognized during the period in excess of billings on construction contracts are recorded as unbilled revenue. Billings in excess of revenues recognized on construction contracts are recorded as other current liabilities on the balance sheet until the recognition criteria are met. Changes in contract performance and related estimated contract profitability may result in revisions to costs and revenues and are recognized in the period in which revisions are determined.

*Accounting for Income Taxes*

The parent company and its subsidiaries participate in a consolidated federal income tax return for United States tax purposes. Members of the consolidated group are charged with the amount of federal income tax expense determined as if they filed separate returns.

[Table of Contents](#)

Certain income and expense items are accounted for in different time periods for financial reporting than for income tax reporting purposes. The Company provides deferred income taxes on the difference between the tax basis of assets and liabilities and the amounts at which they are carried in the financial statements. These deferred income taxes are based on the enacted tax rates expected to be in effect when these temporary differences are projected to reverse. In addition, the regulated utility subsidiaries recognize regulatory assets and liabilities for the effect on revenues expected to be realized as the tax effects of temporary differences, previously flowed through to customers, reverse.

*Accounting for Pension and Postretirement Benefits*

We maintain noncontributory defined benefit pension plans covering eligible employees of our regulated utility and shared service operations. Benefits under the plans are based on the employee's years of service and compensation. The pension plans have been closed for most employees hired on or after January 1, 2006. Union employees hired on or after January 1, 2001 had their accrued benefit frozen and will be able to receive this benefit as a lump sum upon termination or retirement. Union employees hired on or after January 1, 2001 and non-union employees hired on or after January 1, 2006 will be provided with a 5.25% of base pay defined contribution plan. We also maintain other postretirement benefit plans, which provide varying levels of medical and life insurance for eligible retirees. These retiree welfare plans are closed for union employees hired on or after January 1, 2006. The plans had previously closed for non-union employees hired on or after January 1, 2002. The Company also has several unfunded noncontributory supplemental non-qualified pension plans that provide additional retirement benefits to certain employees. The Company does not participate in a multiemployer plan. See Note 14 of the Notes to Consolidated Financial Statements for further information regarding the accounting for the defined benefit pension plans and postretirement benefit plans. The Company's pension and postretirement benefit costs are developed from actuarial valuations. Inherent in these valuations are key assumptions provided by the Company to its actuaries, including the discount rate and expected long-term rate of return on plan assets. Material changes in the Company's pension and postretirement benefit costs may occur in the future due to changes in these assumptions as well as fluctuations in plan assets. The assumptions are selected to represent the average expected experience over time and may differ in any one year from actual experience due to changes in capital markets and the overall economy. These differences will impact the amount of pension and other postretirement benefit expense that the Company recognizes. The primary assumptions are:

- **Discount Rate**—The discount rate is used in calculating the present value of benefits, which are based on projections of benefit payments to be made in the future. The objective in selecting the discount rate is to measure the single amount that, if invested at the measurement date in a portfolio of high-quality debt instruments, would provide the necessary future cash flows to pay the accumulated benefits when due;
- **Expected Return on Plan Assets ("EROA")**—Management projects the future return on plan assets considering prior performance, but primarily based upon the plans' mix of assets and expectations for the long-term returns on those asset classes. These projected returns reduce the net benefit costs we record currently;
- **Rate of Compensation Increase**—Management projects employees' pay increases, which are used to project employees' pension benefits at retirement; and
- **Health Care Cost Trend Rate**—Management projects the expected increases in the cost of health care.

The discount rate assumption, which is determined for the pension and postretirement benefit plans independently, is subject to change each year, consistent with changes in applicable high-quality, long-term corporate bond indices. At year end 2011, we began using an approach that approximates the process of settlement of obligations tailored to the plans' expected cash flows by matching the plans' cash flows to the coupons and expected maturity values of individually selected bonds. The yield curve was developed for a portfolio containing the majority of United States-issued AA-graded non-callable (or callable with make-whole provisions) corporate bonds. For each plan, the discount rate was developed as the level equivalent rate that would yield the same present value as using spot rates aligned with the projected benefit payments. The discount

[Table of Contents](#)

rate for determining pension benefit obligations was 4.17%, 5.02% and 5.32% at December 31, 2012, 2011 and 2010, respectively. The discount rate for determining other post-retirement benefit obligations was 4.16%, 5.05% and 5.27% at December 31, 2012, 2011 and 2010, respectively.

In selecting an expected return on plan assets, we considered tax implications, past performance and economic forecasts for the types of investments held by the plans. The long-term EROA assumption used in calculating pension cost was 7.75%, for 2012 and 7.90% for both 2011 and 2010. The weighted average EROA assumption used in calculating other postretirement benefit costs was 7.41% for 2012 and 7.60% for 2011 and 2010.

The asset allocations for the Company's U.S. pension plan at December 31, 2012 and 2011, by asset category, are as follows:

<u>Asset category</u>	Target Allocation 2012	Percentage of Plan Assets At December 31,	
		2012	2011
Equity securities	70%	70%	70%
Fixed income	30%	30%	30%
Total	100%	100%	100%

The investment policy guidelines of the pension plan require that the fixed income portfolio has an overall weighted average credit rating of AA or better by Standard & Poor's and the minimum credit quality for fixed income securities must be BBB- or better. Up to 20% of the portfolio may be invested in collateralized mortgage obligations backed by the United States Government.

The Company's other postretirement benefit plans are partially funded. The asset allocations for the Company's other postretirement benefit plans at December 31, 2012 and 2011, by asset category, are as follows:

<u>Asset category</u>	Target Allocation 2012	Percentage of Plan Assets At December 31,	
		2012	2011
Equity securities	70%	5.9%	70%
Fixed income	30%	38%	30%
Real estate investment trusts (REITs)	—	3%	—
Total	100%	100%	100%

The Company's investment policy, and related target asset allocation, is evaluated periodically through asset liability studies. The studies consider projected cash flows of maturity liabilities, projected asset class return risk, and correlation and risk tolerance.

The pension and postretirement welfare plan trusts investments include debt and equity securities held either directly or through commingled funds. The trustee for the Company's defined benefit pension and post retirement welfare plans uses independent valuation firms to calculate the fair value of plan assets. Additionally, the company independently verifies the assets values. Approximately 54.3% of the assets are valued using the quoted market price for the assets in an active market at the measurement date, while 41.0% of the assets are valued using other inputs.

In selecting a rate of compensation increase, we consider past experience in light of movements in inflation rates. Our rate of compensation increase was 3.19% for 2012, 3.25% for 2011 and 3.50% for 2010.

In selecting health care cost trend rates, we consider past performance and forecasts of increases in health care costs. Our health care cost trend rate used to calculate the periodic cost was 7.50% in 2012 gradually declining to 5.00% in 2019 and thereafter.



[Table of Contents](#)

Assumed health care cost trend rates have a significant effect on the amounts reported for the other postretirement benefit plans. The health care cost trend rate is based on historical rates and expected market conditions. A one-percentage-point change in assumed health care cost trend rates would have the following effects:

<u>Change in Actuarial Assumption</u>	<u>Impact on Other Postretirement Benefit Obligation at December 31, 2012</u>	<u>Impact on 2012 Total Service and Interest Cost Components</u>
	(in thousands)	
Increase assumed health care cost trend by 1%	\$ 96,894	\$ 7,253
Decrease assumed health care cost trend by 1%	\$ 79,971	\$ 5,928

We will use a discount rate and EROA of 4.17% and 7.75%, respectively, for estimating our 2013 pension costs. Additionally, we will use a discount rate and EROA of 4.16% and 7.41%, respectively, for estimating our 2013 other postretirement benefit costs. A decrease in the discount rate or the EROA would increase our pension expense. Our 2012 and 2011 pension and postretirement costs, including such expenses charged to our discontinued operations, were \$72.2 million and \$87.3 million, respectively. The Company expects to make pension and postretirement benefit contributions to the plan trusts of \$95.1 million, \$73.4 million, \$83.4 million, \$92.7 million and \$95.1 million in 2013, 2014, 2015, 2016 and 2017 respectively. Actual amounts contributed could change significantly from these estimates. The assumptions are reviewed annually and at any interim re-measurement of the plan obligations. The impact of assumption changes is reflected in the recorded pension and postretirement benefit amounts as they occur, or over a period of time if allowed under applicable accounting standards. As these assumptions change from period to period, recorded pension and postretirement benefit amounts and funding requirements could also change.

**New Accounting Standards****Fair Value Measurements**

In May 2011, the Financial Accounting Standards Board (“FASB”) issued updated accounting guidance related to fair value measurements and disclosures that result in common fair value measurements and disclosures between U.S. Generally Accepted Accounting Principles (“GAAP”) and International Financial Reporting Standards. This new guidance amends current fair value measurement and disclosure guidance to increase transparency around valuation inputs and investment categorization. This guidance was effective for interim and annual periods beginning on January 1, 2012 and was required to be applied prospectively. The adoption of this guidance did not have a significant impact on the Company’s results of operations, financial position or cash flows.

**Comprehensive Income**

In June 2011, the FASB issued guidance on the presentation of comprehensive income. The new guidance allows an entity to present components of net income and other comprehensive income in either one continuous statement or in two separate, but consecutive statements. The new guidance eliminates the current option to report other comprehensive income and its components in the statement of changes in equity. While the new guidance changes the presentation of comprehensive income, there are no changes to the components that are recognized in net income or other comprehensive income under current accounting guidance. In December 2011, the FASB deferred the requirement to present reclassification adjustments of other comprehensive income on the face of the income statement. This new guidance on the presentation of comprehensive income was effective for the Company beginning on January 1, 2012. As the Company already presented the components of net income and other comprehensive income in one continuous statement prior to the adoption of the guidance, the adoption of the new guidance did not have an impact on its results of operations, financial position or cash flows.

[Table of Contents](#)**Testing Goodwill for Impairment**

In September 2011, the FASB updated the accounting guidance related to testing goodwill for impairment. This update permits an entity to assess qualitative factors to determine whether it is necessary to perform the two-step quantitative goodwill impairment test that is currently in place. Under the new guidance, an entity will not be required to calculate the fair value of a reporting unit unless the entity determines, based on the qualitative assessment, that it is more likely than not that its fair value is less than its carrying amount. This update is effective for annual and interim goodwill impairment tests performed by the Company beginning on January 1, 2012. The adoption of this update to the guidance did not have a significant impact on the Company's results of operations, financial position or cash flows.

**Revenue Arrangements with Multiple Deliverables**

In October 2009, the Financial Accounting Standards Board ("FASB") issued authoritative guidance that amends existing guidance for identifying separate deliverables in a revenue-generating transaction where multiple deliverables exist, and provides guidance for allocating and recognizing revenue based on those separate deliverables. This guidance was effective for the Company beginning on January 1, 2011 and is required to be applied prospectively to new or significantly modified revenue arrangements. The adoption of this guidance did not have a significant impact on the Company's results of operations, financial position or cash flows.

**Business Combinations**

In December 2010, the FASB clarified the requirements for reporting of pro forma revenue and earnings disclosures for business combinations. The accounting update specified that if a public entity presents comparative financial statements, the entity should disclose revenue and earnings of the combined entity as though the business combination(s) that occurred during the current year had occurred as of the beginning of the comparable prior annual reporting period only. The amendments also expanded the supplemental pro forma disclosures to include a description of the nature and amount of material, nonrecurring pro forma adjustments directly attributable to the business combination included in the reported pro forma revenue and earnings. The amendments are effective prospectively for business combinations finalized after January 1, 2011. As this guidance clarifies and provides for additional disclosure requirements only, the adoption of this guidance has not had a material impact on the Company's results of operations, financial position or cash flows.

**Intangibles—Goodwill**

In December 2010, the FASB issued authoritative guidance that modifies step 1 of the goodwill impairment test for reporting units with zero or negative carrying amounts. The update requires that for those reporting units, an entity is required to perform step 2 of the goodwill impairment test if it is more likely than not that a goodwill impairment exists. In determining whether it is more likely than not that a goodwill impairment exists, an entity should consider whether there are any adverse qualitative factors indicating that an impairment may exist. The qualitative factors are consistent with existing authoritative guidance, which requires that goodwill of a reporting unit be tested for impairment between annual tests if an event occurs or circumstances change that would more likely than not reduce the fair value of a reporting unit below its carrying amount. This guidance was effective for the Company beginning on January 1, 2011. The adoption of this update did not have a significant impact on the Company's results of operations, financial position or cash flows.

**The following recently issued accounting standards are not yet required to be adopted by the Company or included in the consolidated results of operations or financial position of the Company:**

**Balance Sheet Offsetting**

In December 2011, the FASB issued accounting guidance to amend the existing disclosure requirements for offsetting financial assets and liabilities to enhance current disclosures, as well as to improve comparability of balance sheets prepared under GAAP and IFRS. In January 2013, the FASB issued additional guidance on the

[Table of Contents](#)

scope of these disclosures. The revised disclosure guidance applies to derivative instruments and securities borrowing and lending transactions that are subject to an enforceable master netting arrangement or similar agreement. The revised disclosure guidance is effective on a retrospective basis for interim and annual periods beginning January 1, 2013. As this guidance provides for additional disclosure requirements only, the adoption of this guidance is not expected to have an impact on the Company's results of operations, financial position or cash flows.

**Testing Indefinite-Lived Intangible Assets for Impairment**

In July 2012, the FASB updated the accounting guidance related to testing indefinite-lived intangible assets for impairment. This update permits an entity to perform a qualitative assessment to determine whether it is more likely than not that an indefinite-lived intangible asset is impaired as a basis for determining whether it is necessary to perform the quantitative impairment test under current guidance. This update is effective for annual and interim impairment tests performed for fiscal years beginning after September 15, 2012. Early adoption is permitted. The Company is evaluating the specific provisions of the updated guidance, but does not expect the adoption of this guidance to have a significant impact on the Company's results of operations, financial position or cash flows.

**Amounts Reclassified Out of Accumulated Other Comprehensive Income**

In February 2013, the FASB updated accounting guidance to add new disclosure requirements for items reclassified out of accumulated other comprehensive income. The update does not change the current requirements for reporting net income or other comprehensive income in financial statements. However, the amendments require an entity to provide information about the amounts reclassified out of accumulated other comprehensive income by component. In addition, an entity is required to present, either on the face of the statement where net income is presented or in the notes, significant amounts reclassified out of accumulated other comprehensive income by the respective line items of net income but only if the amount reclassified is required to be reclassified to net income in its entirety in the same reporting period. For other amounts that are not required to be reclassified in their entirety to net income, an entity is required to cross-reference to other disclosures that provide additional detail about those amounts. The amendments are required to be applied prospectively for interim and annual reporting periods beginning January 1, 2013. As this guidance provides for additional disclosure requirements only, the adoption of this guidance is not expected to have an impact on the Company's results of operations, financial position or cash flows.

See Note 2—Significant Accounting Policies in the notes to the audited consolidated financial statements for a discussion of new accounting standards recently adopted or pending adoption.

**ITEM 7A. QUANTITATIVE AND QUALITATIVE DISCLOSURES ABOUT MARKET RISK**

We are exposed to market risk associated with changes in commodity prices, equity prices and interest rates. We are exposed to risks from changes in interest rates as a result of our issuance of variable and fixed rate debt and commercial paper. We manage our interest rate exposure by limiting our variable rate exposure and by monitoring the effects of market changes in interest rates. We also have the ability to enter into financial derivative instruments, which could include instruments such as, but not limited to, interest rate swaps, swaptions and U.S. Treasury lock agreements to manage and mitigate interest rate risk exposure. As of December 31, 2012, a hypothetical increase of interest rates by 1% associated with our short-term borrowings would result in a \$2.7 million decrease in our pre-tax earnings.

In July 2010, we entered into an interest rate swap agreement with a notional amount of \$100.0 million. This agreement effectively converted the interest on \$100.0 million of outstanding 6.085% fixed rate debt maturing 2017 to a variable rate of six-month LIBOR plus 3.422%. We entered into this interest rate swap to mitigate interest cost at the parent company relating to debt that was incurred by our prior owners and was not used in any

[Table of Contents](#)

manner to finance the cash needs of our subsidiaries. For both the years ended December 31, 2012 and 2011, the interest rate swap reduced interest expense by \$2.4 million. As the swap interest rates are fixed through April 2013, a hypothetical 1% increase in the interest rates associated with the interest swap agreement would result in a \$0.7 million decrease on our pre-tax earnings for the year ended December 31, 2012. This calculation holds all other variables constant and assumes only the discussed changes in interest rates.

Our risks associated with price increases for chemicals, electricity and other commodities are reduced through contractual arrangements and the ability to recover price increases through rates. Non-performance by these commodity suppliers could have a material adverse impact on our results of operations, financial position and cash flows.

The market price of our common stock may experience fluctuations, many of which are unrelated to our operating performance. In particular, our stock price may be affected by general market movements as well as developments specifically related to the water and wastewater industry. These could include, among other things, interest rate movements, quarterly variations or changes in financial estimates by securities analysts and governmental or regulatory actions. This volatility may make it difficult for us to access the capital markets in the future through additional offerings of our common stock, regardless of our financial performance, and such difficulty may preclude us from being able to take advantage of certain business opportunities or meet business obligations.

We are exposed to credit risk through our water, wastewater and other water-related activities for both our Regulated Businesses and Market-Based Operations. Our Regulated Businesses serve residential, commercial, industrial and other customers while our Market-Based Operations engage in business activities with developers, government entities and other customers. Our primary credit risk is exposure to customer default on contractual obligations and the associated loss that may be incurred due to the non-payment of customer accounts receivable balances. Our credit risk is managed through established credit and collection policies which are in compliance with applicable regulatory requirements and involve monitoring of customer exposure and the use of credit risk mitigation measures such as letters of credit or prepayment arrangements. Our credit portfolio is diversified with no significant customer or industry concentrations. In addition, our Regulated Businesses are generally able to recover all prudently incurred costs including uncollectible customer accounts receivable expenses and collection costs through rates.

The Company's retirement trust assets are exposed to the market prices of debt and equity securities. Changes to the retirement trust asset value can impact the Company's pension and other benefits expense, funded status and future minimum funding requirements. Our risk is reduced through our ability to recover pension and other benefit costs through rates. In addition, pension and other benefits liabilities decrease as fixed income asset values decrease (fixed income yields rise) since the rate at which we discount pension and other retirement trust asset future obligations is highly correlated to fixed income yields.

We are also exposed to a potential national economic recession or further deterioration in local economic conditions in the markets in which we operate. The credit quality of our customer accounts receivable is dependent on the economy and the ability of our customers to manage through unfavorable economic cycles and other market changes. In addition, as a result of the downturn in the economy and heightened sensitivity of the impact of additional rate increases on certain customers, there can be no assurances that regulators will grant sufficient rate authorizations. Therefore our ability to fully recover operating expense, recover our investment and provide an appropriate return on invested capital made in our Regulated Businesses may be adversely impacted.

[Table of Contents](#)

## ITEM 8. FINANCIAL STATEMENTS AND SUPPLEMENTARY DATA

## INDEX TO CONSOLIDATED FINANCIAL STATEMENTS

	<u>Page</u> <u>Number</u>
<b>Audited Consolidated Financial Statements</b>	
<a href="#">Report of Independent Registered Public Accounting Firm</a>	84
<a href="#">Consolidated Balance Sheets as of December 31, 2012 and 2011</a>	85
<a href="#">Consolidated Statements of Operations and Comprehensive Income for the years ended December 31, 2012, 2011 and 2010</a>	86
<a href="#">Consolidated Statements of Cash Flows for the years ended December 31, 2012, 2011 and 2010</a>	87
<a href="#">Consolidated Statements of Changes in Common Stockholders' Equity for the years ended December 31, 2012, 2011 and 2010</a>	88
<a href="#">Notes to Consolidated Financial Statements</a>	89

[Table of Contents](#)**Report of Independent Registered Public Accounting Firm**

To the Board of Directors and Shareholders of  
American Water Works Company, Inc.

In our opinion, the accompanying consolidated balance sheets and the related consolidated statements of operations and comprehensive income, of cash flows, and of changes in stockholders' equity, present fairly, in all material respects, the financial position of American Water Works Company, Inc. and Subsidiary Companies at December 31, 2012 and 2011, and the results of their operations and their cash flows for each of the three years in the period ended December 31, 2012 in conformity with accounting principles generally accepted in the United States of America. Also in our opinion, the Company maintained, in all material respects, effective internal control over financial reporting as of December 31, 2012, based on criteria established in *Internal Control—Integrated Framework* issued by the Committee of Sponsoring Organizations of the Treadway Commission (COSO). The Company's management is responsible for these financial statements, for maintaining effective internal control over financial reporting and for its assessment of the effectiveness of internal control over financial reporting, included in Management's Report on Internal Control over Financial Reporting appearing under Item 9A. Our responsibility is to express opinions on these financial statements and on the Company's internal control over financial reporting based on our integrated audits. We conducted our audits in accordance with the standards of the Public Company Accounting Oversight Board (United States). Those standards require that we plan and perform the audits to obtain reasonable assurance about whether the financial statements are free of material misstatement and whether effective internal control over financial reporting was maintained in all material respects. Our audits of the financial statements included examining, on a test basis, evidence supporting the amounts and disclosures in the financial statements, assessing the accounting principles used and significant estimates made by management, and evaluating the overall financial statement presentation. Our audit of internal control over financial reporting included obtaining an understanding of internal control over financial reporting, assessing the risk that a material weakness exists, and testing and evaluating the design and operating effectiveness of internal control based on the assessed risk. Our audits also included performing such other procedures as we considered necessary in the circumstances. We believe that our audits provide a reasonable basis for our opinions.

A company's internal control over financial reporting is a process designed to provide reasonable assurance regarding the reliability of financial reporting and the preparation of financial statements for external purposes in accordance with generally accepted accounting principles. A company's internal control over financial reporting includes those policies and procedures that (i) pertain to the maintenance of records that, in reasonable detail, accurately and fairly reflect the transactions and dispositions of the assets of the company; (ii) provide reasonable assurance that transactions are recorded as necessary to permit preparation of financial statements in accordance with generally accepted accounting principles, and that receipts and expenditures of the company are being made only in accordance with authorizations of management and directors of the company; and (iii) provide reasonable assurance regarding prevention or timely detection of unauthorized acquisition, use, or disposition of the company's assets that could have a material effect on the financial statements.

Because of its inherent limitations, internal control over financial reporting may not prevent or detect misstatements. Also, projections of any evaluation of effectiveness to future periods are subject to the risk that controls may become inadequate because of changes in conditions, or that the degree of compliance with the policies or procedures may deteriorate.

/s/ PricewaterhouseCoopers LLP  
Philadelphia, Pennsylvania  
March 1, 2013

[Table of Contents](#)

## American Water Works Company, Inc. and Subsidiary Companies

Consolidated Balance Sheets  
(In thousands, except per share data)

	December 31,	
	2012	2011
<b>ASSETS</b>		
Property, plant and equipment		
Utility plant—at original cost, net of accumulated depreciation of \$3,657,221 in 2012 and \$3,360,005 in 2011	\$ 11,584,944	\$ 10,872,042
Nonutility property, net of accumulated depreciation of \$199,467 in 2012 and \$164,417 in 2011	154,420	149,056
Total property, plant and equipment	<u>11,739,364</u>	<u>11,021,098</u>
Current assets		
Cash and cash equivalents	24,433	14,207
Restricted funds	29,756	32,438
Accounts receivable	221,655	200,352
Allowance for uncollectible accounts	(26,874)	(18,905)
Unbilled revenues	180,628	185,381
Income taxes receivable	9,594	7,672
Materials and supplies	29,772	28,598
Assets of discontinued operations	0	929,858
Other	30,483	18,058
Total current assets	<u>499,447</u>	<u>1,397,659</u>
Regulatory and other long-term assets		
Regulatory assets	1,199,114	1,079,661
Restricted funds	10,791	25,503
Goodwill	1,207,250	1,195,069
Other	63,010	57,401
Total regulatory and other long-term assets	<u>2,480,165</u>	<u>2,357,634</u>
<b>TOTAL ASSETS</b>	<u>\$ 14,718,976</u>	<u>\$ 14,776,391</u>
<b>CAPITALIZATION AND LIABILITIES</b>		
Capitalization		
Common stock (\$.01 par value, 500,000 shares authorized, 176,988 shares outstanding in 2012 and 175,664 in 2011)	\$ 1,770	\$ 1,757
Paid-in capital	6,222,644	6,180,558
Accumulated deficit	(1,664,955)	(1,848,801)
Accumulated other comprehensive loss	(116,191)	(97,677)
Common stockholders' equity	4,443,268	4,235,837
Preferred stock without mandatory redemption requirements	1,720	4,547
Total stockholders' equity	<u>4,444,988</u>	<u>4,240,384</u>
Long-term debt		
Long-term debt	5,190,509	5,339,947
Redeemable preferred stock at redemption value	18,861	21,137
Total capitalization	<u>9,654,358</u>	<u>9,601,468</u>
Current liabilities		
Short-term debt	269,985	515,050
Current portion of long-term debt	115,919	28,858
Accounts payable	279,613	243,709
Taxes accrued	35,555	36,606
Interest accrued	53,810	59,067
Liabilities of discontinued operations	0	382,218
Other	239,950	223,597
Total current liabilities	<u>994,832</u>	<u>1,489,105</u>
Regulatory and other long-term liabilities		
Advances for construction	379,737	386,970
Deferred income taxes	1,471,153	1,241,836
Deferred investment tax credits	27,909	29,427
Regulatory liabilities	364,181	325,829
Accrued pension expense	461,647	411,998
Accrued postretirement benefit expense	254,147	237,086
Other	114,876	85,924
Total regulatory and other long-term liabilities	<u>3,073,650</u>	<u>2,719,070</u>
Contributions in aid of construction	996,136	966,748
Commitments and contingencies (See Note 15)	—	—
<b>TOTAL CAPITALIZATION AND LIABILITIES</b>	<u>\$ 14,718,976</u>	<u>\$ 14,776,391</u>

The accompanying notes are an integral part of these consolidated financial statements.

[Table of Contents](#)**American Water Works Company, Inc. and Subsidiary Companies****Consolidated Statements of Operations and Comprehensive Income**

(In thousands, except per share data)

	Years Ended December 31,		
	2012	2011	2010
Operating revenues	\$ 2,876,889	\$ 2,666,236	\$ 2,555,035
Operating expenses			
Operation and maintenance	1,350,040	1,301,794	1,290,941
Depreciation and amortization	381,503	351,821	330,264
General taxes	221,212	210,478	205,597
(Gain) loss on asset dispositions and purchases	(839)	(993)	111
Total operating expenses, net	1,951,916	1,863,100	1,826,913
Operating income	924,973	803,136	728,122
Other income (expenses)			
Interest, net	(310,794)	(312,415)	(313,765)
Allowance for other funds used during construction	15,592	13,131	9,644
Allowance for borrowed funds used during construction	7,771	5,923	5,225
Amortization of debt expense	(5,358)	(5,055)	(4,516)
Other, net	(926)	(1,040)	4,714
Total other income (expenses)	(293,715)	(299,456)	(298,698)
Income from continuing operations before income taxes	631,258	503,680	429,424
Provision for income taxes	257,008	198,751	174,352
Income from continuing operations	374,250	304,929	255,072
Income (loss) from discontinued operations, net of tax	(16,180)	4,684	12,755
Net income	\$ 358,070	\$ 309,613	\$ 267,827
Other comprehensive income (loss), net of tax:			
Change in employee benefit plan funded status, net of tax of \$(16,894), \$(19,498) and \$(7,567), respectively	(26,425)	(30,497)	(11,836)
Pension plan amortized to periodic benefit cost:			
Prior service cost, net of tax of \$113, \$112 and \$50, respectively	176	175	79
Actuarial loss, net of tax of \$4,668, \$2,879 and \$2,793, respectively	7,301	4,504	4,368
Foreign currency translation adjustment	434	(413)	620
Other comprehensive income (loss)	(18,514)	(26,231)	(6,769)
Comprehensive income	\$ 339,556	\$ 283,382	\$ 261,058
Basic earnings per common share: (a)			
Income from continuing operations	\$ 2.12	\$ 1.74	\$ 1.46
Income (loss) from discontinued operations, net of tax	\$ (0.09)	\$ 0.03	\$ 0.07
Net income	\$ 2.03	\$ 1.76	\$ 1.53
Diluted earnings per common share: (a)			
Income from continuing operations	\$ 2.11	\$ 1.73	\$ 1.46
Income (loss) from discontinued operations, net of tax	\$ (0.09)	\$ 0.03	\$ 0.07
Net income	\$ 2.01	\$ 1.75	\$ 1.53
Average common shares outstanding during the period:			
Basic	176,445	175,484	174,833
Diluted	177,671	176,531	175,124
Dividends per common share	\$ 0.98	\$ 1.13	\$ 0.86

(a) Amounts may not sum due to rounding.

The accompanying notes are an integral part of these consolidated financial statements.



[Table of Contents](#)

## American Water Works Company, Inc. and Subsidiary Companies

## Consolidated Statements of Cash Flows

(In thousands, except per share data)

	Years Ended December 31,		
	2012	2011	2010
<b>CASH FLOWS FROM OPERATING ACTIVITIES</b>			
Net income	\$ 358,070	\$ 309,613	\$ 267,827
Adjustments			
Depreciation and amortization	381,503	351,821	330,264
Provision for deferred income taxes	200,440	195,494	152,760
Amortization of deferred investment tax credits	(1,518)	(1,542)	(1,561)
Provision for losses on accounts receivable	26,701	19,952	18,267
Allowance for other funds used during construction	(15,592)	(13,131)	(9,644)
(Gain) loss on asset dispositions and purchases	(839)	(993)	111
Pension and non-pension post retirement benefits	87,289	71,439	89,342
Stock-based compensation expense	11,470	10,008	10,334
Other, net	26,071	44,521	9,033
Changes in assets and liabilities			
Receivables and unbilled revenues	(34,528)	(34,819)	(35,977)
Taxes receivable, including income taxes	(1,922)	(1,199)	17,920
Other current assets	(5,223)	(1,305)	7,788
Pension and non-pension post retirement benefit contributions	(129,410)	(186,730)	(137,257)
Accounts payable	(10,572)	37,824	6,487
Taxes accrued, including income taxes	21,041	4,274	39,577
Interest accrued	(5,647)	(1,417)	746
Change in book overdraft	34,172	0	0
Other current liabilities	14,092	4,547	8,916
Net cash provided by operating activities	<u>955,598</u>	<u>808,357</u>	<u>774,933</u>
<b>CASH FLOWS FROM INVESTING ACTIVITIES</b>			
Capital expenditures	(928,574)	(924,858)	(765,636)
Acquisitions	(44,560)	(7,220)	(1,642)
Proceeds from sale of assets and securities	561,739	9,972	239
Removal costs from property, plant and equipment retirements, net	(57,101)	(53,134)	(43,695)
Net funds released	<u>86,140</u>	<u>62,843</u>	<u>63,991</u>
Net cash used in investing activities	<u>(382,356)</u>	<u>(912,397)</u>	<u>(746,743)</u>
<b>CASH FLOWS FROM FINANCING ACTIVITIES</b>			
Proceeds from long-term debt	315,430	12,510	268,559
Repayment of long-term debt	(471,954)	(70,045)	(272,700)
Net borrowings (repayments) under short-term debt agreements	(211,064)	303,024	93,029
Proceeds from issuances of employee stock plans and DRIP	27,860	13,866	6,711
Advances and contributions for construction, net of refunds of \$17,850 in 2012, \$21,061 in 2011 and \$35,830 in 2010	31,909	22,298	7,042
Change in bank overdraft position	(34,812)	(16,862)	17,173
Debt issuance costs	(7,393)	(552)	(6,619)
Redemption of preferred stocks	(4,376)	(1,888)	(228)
Dividends paid	(213,459)	(157,855)	(150,301)
Other	<u>4,843</u>	<u>639</u>	<u>0</u>
Net cash provided by (used in) financing activities	<u>(563,016)</u>	<u>105,135</u>	<u>(37,334)</u>
Net increase (decrease) in cash and cash equivalents	10,226	1,095	(9,144)
Cash and cash equivalents at beginning of period	<u>14,207</u>	<u>13,112</u>	<u>22,256</u>
Cash and cash equivalents at end of period	<u>\$ 24,433</u>	<u>\$ 14,207</u>	<u>\$ 13,112</u>
<b>Cash paid during the year for:</b>			
Interest, net of capitalized amount	\$ 329,331	\$ 331,944	\$ 329,417
Income taxes, net of refunds of \$766 in 2012, \$812 in 2011 and \$37,790 in 2010	\$ 5,352	\$ 14,269	\$ (30,108)
<b>Non-cash investing activity</b>			
Capital expenditures acquired on account but unpaid as of year end	\$ 159,119	\$ 104,816	\$ 112,313
<b>Non-cash financing activity</b>			
Advances and contributions	\$ 12,279	\$ 23,504	\$ 27,566
Dividends accrued	\$ 0	\$ 40,403	\$ 0
Long-term debt	\$ 68,746	\$ 0	\$ 122,775

The accompanying notes are an integral part of these consolidated financial statements.

[Table of Contents](#)

## American Water Works Company, Inc. and Subsidiary Companies

## Consolidated Statements of Changes in Stockholders' Equity

(In thousands, except per share data)

	Common Stock		Paid-in Capital	Accumulated Deficit	Accumulated Other Comprehensive Loss	Treasury Stock		Preferred Stock of Subsidiary Companies Without Mandatory Redemption Requirements	Total Stockholders' Equity
	Shares	Par Value				Shares	At Cost		
<b>Balance at December 31, 2009</b>	174,630	\$ 1,746	\$ 6,140,077	\$ (2,076,287)	\$ (64,677)	0	\$ 0	\$ 4,557	\$ 4,005,416
Net income	—	—	—	267,827	—	—	—	—	267,827
Direct stock reinvestment and purchase plan, net of expense of \$96	63	1	1,328	—	—	—	—	—	1,329
Employee stock purchase plan	112	1	2,502	—	—	7	127	—	2,630
Stock-based compensation activity	191	2	12,768	(474)	—	(8)	(146)	—	12,150
Subsidiary preferred stock redemption	—	—	—	—	—	—	—	(10)	(10)
Other comprehensive loss, net of tax of \$(4,724)	—	—	—	—	(6,769)	—	—	—	(6,769)
Dividends	—	—	—	(150,301)	—	—	—	—	(150,301)
<b>Balance at December 31, 2010</b>	174,996	\$ 1,750	\$ 6,156,675	\$ (1,959,235)	\$ (71,446)	(1)	\$ (19)	\$ 4,547	\$ 4,132,272
Net income	—	—	—	309,613	—	—	—	—	309,613
Direct stock reinvestment and purchase plan, net of expense of \$19	64	1	1,807	—	—	—	—	—	1,808
Employee stock purchase plan	121	1	3,533	—	—	—	—	—	3,534
Stock-based compensation activity	483	5	18,543	(921)	—	1	19	—	17,646
Other comprehensive loss, net of tax of \$(16,507)	—	—	—	—	(26,231)	—	—	—	(26,231)
Dividends	—	—	—	(198,258)	—	—	—	—	(198,258)
<b>Balance at December 31, 2011</b>	175,664	\$ 1,757	\$ 6,180,558	\$ (1,848,801)	\$ (97,677)	0	\$ 0	\$ 4,547	\$ 4,240,384
Net income	—	—	—	358,070	—	—	—	—	358,070
Direct stock reinvestment and purchase plan, net of expense of \$14	60	0	2,092	—	—	—	—	—	2,092
Employee stock purchase plan	87	1	3,306	—	—	31	1,046	—	4,353
Stock-based compensation activity	1,177	12	36,688	(1,168)	—	(31)	(1,046)	—	34,486
Subsidiary preferred stock redemption	—	—	—	—	—	—	—	(2,827)	(2,827)
Other comprehensive loss, net of tax of \$(12,113)	—	—	—	—	(18,514)	—	—	—	(18,514)
Dividends	—	—	—	(173,056)	—	—	—	—	(173,056)
<b>Balance at December 31, 2012</b>	176,988	\$ 1,770	\$ 6,222,644	\$ (1,664,955)	\$ (116,191)	0	\$ 0	\$ 1,720	\$ 4,444,988

The accompanying notes are an integral part of these consolidated financial statements.

[Table of Contents](#)**American Water Works Company, Inc. and Subsidiary Companies****Notes to Consolidated Financial Statements**

(In thousands, except per share data)

**Note 1: Organization and Operation**

American Water Works Company, Inc. (“AWW”) and its subsidiaries (collectively referred to herein as the “Company”) is the holding company for regulated and market-based subsidiaries throughout the United States of America and two Canadian provinces. The regulated subsidiaries included in continuing operations provide water and wastewater services as public utilities. These regulated subsidiaries are operationally segregated into 16 U.S. states in which the Company operates regulated utilities. The market-based subsidiaries include various lines of business including Homeowner Services, which provides water and sewer line protection plans for homeowners, and the Contract Operations group, which conducts operation and maintenance of water and wastewater facilities for the U.S. Military, municipalities and the food and beverage industry.

**Note 2: Significant Accounting Policies****Principles of Consolidation**

The accompanying consolidated financial statements include the accounts of AWW and its subsidiaries. Intercompany balances and transactions between subsidiaries have been eliminated. The Company uses the equity method to report its investments in two joint venture investments in each of which the Company holds a 50% voting interest and cannot exercise control over the operations and policies of the investments. Under the equity method, the Company records its interests as an investment and its percentage share of earnings as earnings or losses of investee.

**Use of Estimates**

The preparation of consolidated financial statements in conformity with accounting principles generally accepted in the United States requires management to make estimates and assumptions that affect the reported amounts of assets and liabilities and disclosures of contingent assets and liabilities at the date of the financial statements, and the reported amounts of revenues and expenses during the reporting period. Actual results could differ from these estimates. The Company considers benefit plan assumptions; the carrying values of goodwill and other long-lived assets, including regulatory assets; revenue recognition; and accounting for income taxes to be its critical accounting estimates. The Company’s significant estimates that are particularly sensitive to change in the near term are amounts reported for pension and other postemployment benefits, contingency-related obligations and goodwill.

**Regulation**

The Company’s regulated utilities are subject to economic regulation by the public utility commissions and the local governments of the states in which they operate (the “Regulators”). These Regulators have allowed recovery of costs and credits which the Company has recorded as regulatory assets and liabilities. Accounting for future recovery of costs and credits as regulatory assets and liabilities is in accordance with authoritative guidance applicable to those companies whose rates are established by or are subject to approval by an independent third-party regulator. Regulated utilities defer costs and credits on the balance sheet as regulatory assets and liabilities when it is probable that those costs and credits will be recognized in the rate making process in a period different from the period in which they would have been reflected in operations by a market-based company. These deferred regulatory assets and liabilities are then reflected in the statement of operations in the period in which the costs and credits are reflected in the rates charged for service. (See Note 6)

[Table of Contents](#)**Property, Plant and Equipment**

Property, plant and equipment consist primarily of utility plant. Additions to utility plant and replacements of retirement units of property are capitalized. Costs include material, direct labor and such indirect items as engineering and supervision, payroll taxes and benefits, transportation and an allowance for funds used during construction. The costs incurred to acquire and internally develop computer software for internal use are capitalized as a unit of property. The carrying value of these costs amounted to \$155,221 and \$49,241 at December 31, 2012 and 2011, respectively. The 2012 increase was primarily due to the implementation of a new ERP system. The cost of repairs; maintenance, including planned major maintenance activities; and minor replacements of property is charged to maintenance expense as incurred.

When units of property are replaced, retired or abandoned, the recorded value thereof is credited to the asset account and charged to accumulated depreciation. To the extent the Company recovers cost of removal or other retirement costs through rates after the retirement costs are incurred, a regulatory asset is recorded. In some cases, the Company recovers retirement costs through rates during the life of the associated asset and before the costs are incurred. These amounts result in a regulatory liability being reported based on the amounts previously recovered through customer rates, until the costs to retire those assets are incurred.

The cost of property, plant and equipment is depreciated using the straight-line average remaining life method.

Nonutility property consists primarily of buildings and equipment utilized by the Company for internal operations. This property is stated at cost, net of accumulated depreciation calculated using the straight-line method over the estimated useful lives of the assets, ranging from three to 50 years.

**Cash and Cash Equivalents**

Substantially all cash is invested in interest-bearing accounts. All highly liquid investments with a maturity of three months or less when purchased are considered to be cash equivalents.

Prior to January 1, 2012, the Company had overdraft protection provided by a revolving credit line with PNC Bank, N.A. Book overdrafts on these accounts were reported as short-term debt and the change in the overdraft balance was reported as financing activities in the accompanying Consolidated Statements of Cash Flows. The Company did not renew this credit line at December 31, 2011. Accordingly, the Company's outstanding checks on its cash accounts with PNC Bank, N.A. are classified as of January 1, 2012 as other current liabilities in the accompanying Consolidated Balance Sheets, and changes in those accounts are included in operating activities for 2012 in the accompanying Consolidated Statements of Cash Flows.

**Restricted Funds**

Restricted funds primarily represent proceeds from financings for the construction and capital improvement of facilities and deposits for future services under operation and maintenance projects. The proceeds of these financings are held in escrow until the designated expenditures are incurred. Restricted funds expected to be released within 12 months subsequent to year end are classified as current.

**Accounts Receivable**

Accounts receivable include regulated utility customer accounts receivable, which represent amounts billed to water and wastewater customers on a cycle basis. Credit is extended based on the guidelines of the applicable Regulators and collateral is generally not required. Also included are market-based trade accounts receivable and non-utility customer receivables of the regulated subsidiaries. Unbilled receivables are accrued when service has been provided but has not been billed to customers.

[Table of Contents](#)**Allowance for Uncollectible Accounts**

Allowances for uncollectible accounts are maintained for estimated probable losses resulting from the Company's inability to collect receivables from customers. Accounts that are outstanding longer than the payment terms are considered past due. A number of factors are considered in determining the allowance for uncollectible accounts, including the length of time receivables are past due and previous loss history. The Company writes off accounts when they become uncollectible. (See Note 5)

**Materials and Supplies**

Materials and supplies are stated at the lower of cost or net realizable value. Cost is determined using the average cost method.

**Goodwill**

Goodwill is primarily associated with the acquisitions of AWW in 2003 and E'town Corporation in 2001 (the "Acquisitions") and has been assigned to reporting units based on the fair values at the date of the Acquisitions. The Regulated Businesses segment is a single reporting unit. In the Market-Based Operations segment, the business is organized into four reporting units for its market-based services. Goodwill is reviewed annually, or more frequently if changes in circumstances indicate the carrying value may not be recoverable. Annual impairment reviews are performed in the fourth quarter of the calendar year, in conjunction with the timing of the completion of the Company's annual strategic business plan.

The Company considers the carrying value of goodwill to be one of its critical accounting estimates. The Company believes the assumptions and other considerations used to value goodwill to be appropriate. However, if experience differs from the assumptions and considerations used in its analysis, the resulting change could have a material adverse impact on the consolidated financial statements.

No impairment charge was recorded in the Company's continuing operations for the years ended December 31, 2012, 2011 and 2010, respectively.

**Long-Lived Assets**

Long-lived assets include land, buildings, equipment and long-term investments. Long-lived assets, other than investments and land, are depreciated over their estimated useful lives, and are reviewed for impairment whenever changes in circumstances indicate the carrying value of the asset may not be recoverable. Such circumstances would include items such as a significant decrease in the market value of a long-lived asset, a significant adverse change in the manner the asset is being used or planned to be used or in its physical condition, or a history of operating or cash flow losses associated with the use of the asset. In addition, changes in the expected useful life of these long-lived assets may also be an impairment indicator. When such events or changes occur, the Company estimates the fair value of the asset from future cash flows expected to result from the use and, if applicable, the eventual disposition of the asset and compares that to the carrying value of the asset. If the carrying value is greater than the fair value, an impairment loss is recorded.

The Company considers the carrying value of long-lived assets to be one of its critical accounting estimates. The Company believes the assumptions and other considerations used to evaluate the carrying value of long-lived assets to be appropriate. However, if actual experience differs from the assumptions and considerations used in its estimates, the resulting change could have a material adverse impact on the consolidated financial statements.

The key variables to determine value include assumptions regarding sales volume, rates, operating costs, labor and other benefit costs, capital additions, assumed discount rates and other economic factors. These variables require significant management judgment and include inherent uncertainties since they are forecasting future events. If such assets are considered impaired, an impairment loss is recognized equal to the amount by which the asset's carrying value exceeds its fair value.

[Table of Contents](#)

The long-lived assets of the regulated utility subsidiaries are grouped on a separate entity basis for impairment testing as they are integrated state-wide operations that do not have the option to curtail service and generally have uniform tariffs. A regulatory asset is charged to earnings if and when future recovery in rates of that asset is no longer probable.

The Company holds other investments including investments in privately held companies and investments in joint ventures accounted for using the equity method. The Company's investments in privately held companies and joint ventures are classified as other long-term assets.

The fair values of long-term investments are dependent on the financial performance and solvency of the entities in which the Company invests, as well as volatility inherent in the external markets. If such assets are considered impaired, an impairment loss is recognized equal to the amount by which the asset's carrying value exceeds its fair value.

**Advances and Contributions in Aid of Construction**

Regulated utility subsidiaries may receive advances and contributions from customers, home builders and real estate developers to fund construction necessary to extend service to new areas. Advances for construction are refundable for limited periods of time as new customers begin to receive service or other contractual obligations are fulfilled. Included in other current liabilities at December 31, 2012 and 2011 in the accompanying Consolidated Balance Sheets are estimated refunds of \$19,698 and \$18,681, respectively. Those amounts represent expected refunds during the next 12-month period. Advances that are no longer refundable are reclassified to contributions in aid of construction. Contributions in aid of construction are permanent collections of plant assets or cash for a particular construction project. For ratemaking purposes, the amount of such contributions generally serves as a rate base reduction since the contributions represent non-investor supplied funds.

Generally, the Company depreciates utility plant funded by contributions and amortizes its contributions balance as a reduction to depreciation expense, producing a result which is functionally equivalent to reducing the original cost of the utility plant for the contributions. Certain of the Company's subsidiaries do not depreciate contributed property, based on regulatory guidelines. Amortization of contributions in aid of construction was \$20,979, \$18,327 and \$17,423 for the years ended December 31, 2012, 2011 and 2010, respectively.

**Recognition of Revenues**

Revenues of the regulated utility subsidiaries are recognized as water and wastewater services are provided and include amounts billed to customers on a cycle basis and unbilled amounts based on estimated usage from the date of the latest meter reading to the end of the accounting period.

The Company has agreements with the United States Government to operate and maintain water and wastewater systems at various military bases pursuant to 50-year contracts ("military agreements"). These contracts also include construction components that are accounted for separately from the operations and management components. The military agreements are subject to periodic price redetermination adjustments and modifications for changes in circumstance. Additionally, the Company has agreements ranging in length from two to 40 years with various industries and municipalities to operate and maintain water and wastewater systems ("O&M agreements"). Revenue from operations and management services are recognized as services are provided. (See Note 15)

**Construction Contracts**

Revenues from construction projects are recognized over the contract term based on the estimated percentage of completion during the period compared to the total estimated services to be provided over the entire contract. Losses on contracts are recognized during the period in which the loss first becomes probable and

[Table of Contents](#)

estimable. Revenues recognized during the period in excess of billings on construction contracts are recorded as unbilled revenue. Billings in excess of revenues recognized on construction contracts are recorded as other current liabilities until the recognition criteria are met. Changes in contract performance and related estimated contract profitability may result in revisions to costs and revenues and are recognized in the period in which revisions are determined.

**Income Taxes**

AWW and its subsidiaries participate in a consolidated federal income tax return for U.S. tax purposes. Members of the consolidated group are charged with the amount of federal income tax expense determined as if they filed separate returns.

Certain income and expense items are accounted for in different time periods for financial reporting than for income tax reporting purposes. The Company provides deferred income taxes on the difference between the tax basis of assets and liabilities and the amounts at which they are carried in the financial statements. These deferred income taxes are based on the enacted tax rates expected to be in effect when these temporary differences are projected to reverse. In addition, the regulated utility subsidiaries recognize regulatory assets and liabilities for the effect on revenues expected to be realized as the tax effects of temporary differences, previously flowed through to customers, reverse.

Investment tax credits have been deferred by the regulated utility subsidiaries and are being amortized to income over the average estimated service lives of the related assets.

The Company recognizes accrued interest and penalties related to tax positions as a component of income tax expense and accounts for sales tax collected from customers and remitted to taxing authorities on a net basis.

**Allowance for Funds Used During Construction (“AFUDC”)**

AFUDC is a non-cash credit to income with a corresponding charge to utility plant that represents the cost of borrowed funds or a return on equity funds devoted to plant under construction. The regulated utility subsidiaries record AFUDC to the extent permitted by the Regulators.

**Environmental Costs**

The Company’s water and wastewater operations are subject to federal, state, local and foreign requirements relating to environmental protection, and as such, the Company periodically becomes subject to environmental claims in the normal course of business. Environmental expenditures that relate to current operations or provide a future benefit are expensed or capitalized as appropriate. Remediation costs that relate to an existing condition caused by past operations are accrued, on an undiscounted basis, when it is probable that these costs will be incurred and can be reasonably estimated. Remediation costs accrued amounted to \$4,400 and \$5,500 at December 31, 2012 and 2011, respectively. The accrual relates entirely to a conservation agreement entered into by a subsidiary of the Company with the National Oceanic and Atmospheric Administration (“NOAA”) requiring the Company to, among other provisions, implement certain measures to protect the steelhead trout and its habitat in the Carmel River watershed in the state of California. The Company has agreed to pay \$1,100 annually from 2010 to 2016. The Company pursues recovery of incurred costs through all appropriate means, including regulatory recovery through customer rates. The Company’s regulatory assets at December 31, 2012 and 2011 include \$8,656 and \$9,187, respectively, related to the NOAA agreement.

**Derivative Financial Instruments**

The Company uses derivative financial instruments for purposes of hedging exposures to fluctuations in interest rates. These derivative contracts are entered into for periods consistent with the related underlying exposures and do not constitute positions independent of those exposures. The Company does not enter into derivative contracts for speculative purposes and does not use leveraged instruments.

[Table of Contents](#)

All derivatives are recognized on the balance sheet at fair value. On the date the derivative contract is entered into, the Company may designate the derivative as a hedge of the fair value of a recognized asset or liability (fair-value hedge) or a hedge of a forecasted transaction or of the variability of cash flows to be received or paid related to a recognized asset or liability (cash-flow hedge).

Changes in the fair value of a fair-value hedge, along with the gain or loss on the underlying hedged item, are recorded in current-period earnings. The effective portion of gains and losses on cash-flow hedges are recorded in other comprehensive income, until earnings are affected by the variability of cash flows. Any ineffective portion of designated hedges is recognized in current-period earnings.

Cash flows from derivative contracts are included in net cash provided by operating activities.

**New Accounting Standards**

**The following recently announced accounting standards have been adopted by the Company and have been included in the consolidated results of operations, financial position or footnotes of the accompanying Consolidated Financial Statements:**

**Fair Value Measurements**

In May 2011, the Financial Accounting Standards Board (“FASB”) issued updated accounting guidance related to fair value measurements and disclosures that result in common fair value measurements and disclosures between U.S. Generally Accepted Accounting Principles (“GAAP”) and International Financial Reporting Standards (“IFRS”). This new guidance amends current fair value measurement and disclosure guidance to increase transparency around valuation inputs and investment categorization. This guidance is effective for interim and annual periods beginning on January 1, 2012 and is required to be applied prospectively. The adoption of this guidance did not have a significant impact on the Company’s results of operations, financial position or cash flows.

**Comprehensive Income**

In June 2011, the FASB issued guidance on the presentation of comprehensive income. The new guidance allows an entity to present components of net income and other comprehensive income in either one continuous statement or two separate but consecutive statements. The new guidance eliminates the current option to report other comprehensive income and its components in the statement of changes in equity. While the new guidance changes the presentation of comprehensive income, there are no changes to the components that are recognized in net income or other comprehensive income under current accounting guidance. The new guidance is effective for the Company beginning on January 1, 2012. As the Company already presents the components of net income and other comprehensive income in one continuous statement, the adoption of the new guidance did not have an impact on its results of operations, financial position or cash flows.

**Testing Goodwill for Impairment**

In September 2011, the FASB updated the accounting guidance related to testing goodwill for impairment. This update permits an entity to assess qualitative factors to determine whether it is necessary to perform the two-step quantitative goodwill impairment test that is currently in place. Under the new guidance, an entity will not be required to calculate the fair value of a reporting unit unless the entity determines, based on the qualitative assessment, that it is more likely than not that its fair value is less than its carrying amount. This update is effective for annual and interim goodwill impairment tests performed by the Company beginning on January 1, 2012. The adoption of this update did not have an impact on the Company’s results of operations, financial position or cash flows.



[Table of Contents](#)

**The following recently issued accounting standards are not yet required to be adopted by the Company or included in the consolidated results of operations or financial position of the Company:**

**Balance Sheet Offsetting**

In December 2011, the FASB issued accounting guidance to amend the existing disclosure requirements for offsetting financial assets and liabilities to enhance current disclosures, as well as to improve comparability of balance sheets prepared under GAAP and IFRS. In January 2013, the FASB issued additional guidance on the scope of these disclosures. The revised disclosure guidance applies to derivative instruments and securities borrowing and lending transactions that are subject to an enforceable master netting arrangement or similar agreement. The revised disclosure guidance is effective on a retrospective basis for interim and annual periods beginning January 1, 2013. As this guidance provides for additional disclosure requirements only, the adoption of this guidance is not expected to have an impact on the Company's results of operations, financial position or cash flows.

**Testing Indefinite-Lived Intangible Assets for Impairment**

In July 2012, the FASB updated the accounting guidance related to testing indefinite-lived intangible assets for impairment. This update permits an entity to perform a qualitative assessment to determine whether it is more likely than not that an indefinite-lived intangible asset is impaired as a basis for determining whether it is necessary to perform the quantitative impairment test under current guidance. This update is effective for annual and interim impairment tests performed for fiscal years beginning after September 15, 2012. Early adoption is permitted. The Company is evaluating the specific provisions of the updated guidance, but does not expect the adoption of this guidance to have a significant impact on the Company's results of operations, financial position or cash flows.

**Amounts Reclassified Out of Accumulated Other Comprehensive Income**

In February 2013, the FASB updated accounting guidance to add new disclosure requirements for items reclassified out of accumulated other comprehensive income. The update does not change the current requirements for reporting net income or other comprehensive income in financial statements. However, the amendments require an entity to provide information about the amounts reclassified out of accumulated other comprehensive income by component. In addition, an entity is required to present, either on the face of the statement where net income is presented or in the notes, significant amounts reclassified out of accumulated other comprehensive income by the respective line items of net income but only if the amount reclassified is required to be reclassified to net income in its entirety in the same reporting period. For other amounts that are not required to be reclassified in their entirety to net income, an entity is required to cross-reference to other disclosures that provide additional detail about those amounts. The amendments are required to be applied prospectively for interim and annual reporting periods beginning January 1, 2013. As this guidance provides for additional disclosure requirements only, the adoption of this guidance is not expected to have an impact on the Company's results of operations, financial position or cash flows.

**Reclassifications**

Certain reclassifications have been made to conform previously reported data to the current presentation.

**Note 3: Acquisitions and Divestitures****Acquisitions**

During 2012, the Company closed on 10 acquisitions of various regulated water and wastewater systems for a total aggregate purchase price of \$44,560. Included in this total was the Company's May 1, 2012 acquisition of all of the capital stock of Aqua New York, Inc. (the "Acquisition") for a total cash purchase price of \$36,688 plus

[Table of Contents](#)

assumed liabilities. The Acquisition, which expanded the Company's service area in the state of New York, added approximately fifty thousand customers to Regulated operations. The Acquisition was accounted for as a business combination; accordingly, operating results from May 1, 2012 were included in the Company's results of operations. The purchase price was allocated to the net tangible and intangible assets based upon their estimated fair values at the date of acquisition. The Company's regulatory practice has been followed whereby property, plant and equipment (rate base) is considered fair value for business combination purposes. Similarly, regulatory assets and liabilities acquired have been recorded at book value and are subject to regulatory approval where applicable. The acquired debt and employee benefit plans have been fair valued using common valuation techniques. The acquired debt has been valued in a manner consistent with the Company's Level 2 and Level 3 pre-acquisition debt. (See Note 17) The Company has recognized employee benefit plan liabilities on the acquisition date for the funded status of defined-benefit plans assumed as part of the business combination. The pro forma impact of this acquisition would not have been material to the Company's results of operations for the years ended December 31, 2012, 2011 and 2010, respectively.

Assets acquired in the Acquisition totaled \$102,727, including \$59,139 of plant, \$27,400 of regulatory assets, and \$12,181 of goodwill; liabilities assumed totaled \$66,039, including long-term debt of \$25,215, \$11,885 of regulatory liabilities, \$15,424 of deferred taxes, \$1,708 of other liabilities, \$1,060 of contributions in aid of construction and \$9,710 of pension and postretirement welfare liabilities. Assets acquired (primarily plant) in the other nine acquisitions during 2012 totaled \$12,514; liabilities assumed totaled \$4,642.

During 2011, the Company closed on nine acquisitions of regulated water and wastewater systems for an aggregate purchase price of \$7,220. The purchase price for each acquisition was allocated to the net tangible and intangible assets based upon their estimated fair values at the acquisition date. Assets acquired totaled \$12,919, of which \$12,814 was utility plant. Liabilities assumed totaled \$4,945, including contributions in aid of construction of \$3,847. The Company recorded gains on acquisitions during 2011 totaling \$754.

During 2010, the Company closed on six acquisitions of regulated water and wastewater systems for an aggregate purchase price of \$1,642. The purchase price for each acquisition was allocated to the net tangible and intangible assets based upon their estimated fair values at the acquisition date. Assets acquired consisted of plant and equipment of \$3,064. Liabilities assumed totaled \$1,422, including contributions in aid of construction of \$1,109 and regulatory liabilities of \$313.

**Divestitures**

In January 2012, the Company completed the close of the sale of its Arizona and New Mexico subsidiaries. After post-close adjustments, net proceeds from the sale totaled \$458,860, and the Company recorded a pretax loss on sale of \$2,198.

In May 2012, the Company completed the close of the sale of its Ohio subsidiary. After post-close adjustments, net proceeds from the sale totaled \$102,154, and the Company recorded a pretax loss on sale of \$4,095.

In December 2011, the Company completed the sale of its Applied Water Management subsidiary, part of its Market-Based Operations segment. Proceeds from the sale totaled \$2,923. The Company recorded a pretax loss on sale of \$3,126 in 2011. In 2012, the Company recorded an additional pretax loss of \$114 for certain post-close adjustments.

In June 2011, the Company completed the sale of the assets of its Texas subsidiary for proceeds of \$6,245. In the first quarter of 2011, the Company recognized an after-tax impairment charge of \$552 for parent company goodwill allocated to the Texas subsidiary.

Operating results and the financial position of the five subsidiaries named above are included in the accompanying financial statements as discontinued operations.

[Table of Contents](#)

A summary of discontinued operations presented in the Consolidated Statements of Operations and Comprehensive Income follows:

	Years Ended December 31,		
	2012	2011	2010
Operating revenues	\$ 19,377	\$ 173,447	\$ 155,642
Total operating expenses, net	27,630	147,012	135,673
Operating income (loss)	(8,253)	26,435	19,969
Other income (expense), net	(168)	(270)	43
Income (loss) from discontinued operations before income taxes	(8,421)	26,165	20,012
Provision for income taxes	7,759	21,481	7,257
Income (loss) from discontinued operations, net of tax	<u>\$(16,180)</u>	<u>\$ 4,684</u>	<u>\$ 12,755</u>

Assets and liabilities of discontinued operations in the accompanying Consolidated Balance Sheets include the following:

	December 31, 2012	December 31, 2011
Assets:		
Total property, plant and equipment	\$ 0	\$ 833,023
Current assets	0	21,906
Regulatory assets	0	43,849
Goodwill	0	29,608
Other	0	1,472
Total assets of discontinued operations	<u>\$ 0</u>	<u>\$ 929,858</u>
Liabilities:		
Long-term debt	\$ 0	\$ 11,697
Current portion of long-term debt	0	12,839
Other current liabilities	0	29,530
Advances for construction	0	205,034
Regulatory liabilities	0	4,617
Other	0	15,540
Contributions in aid of construction	0	102,961
Total liabilities of discontinued operations	<u>\$ 0</u>	<u>\$ 382,218</u>

[Table of Contents](#)**Note 4: Utility Plant**

The components of utility plant by category at December 31 are as follows:

	Range of Remaining Useful Lives	2012	2011
Water plant			
Land and other non-depreciable assets		\$ 129,953	\$ 128,286
Sources of supply	16 to 147 Years	623,015	565,301
Treatment and pumping facilities	3 to 101 Years	2,944,178	2,665,525
Transmission and distribution facilities	5 to 120 Years	7,033,958	6,632,828
Services, meters and fire hydrants	9 to 93 Years	2,729,679	2,539,696
General structures and equipment	3 to 112 Years	865,992	693,880
Wastewater plant	2 to 115 Years	565,894	546,002
Construction work in progress		349,496	460,529
		15,242,165	14,232,047
Less accumulated depreciation		3,657,221	3,360,005
		<u>\$ 11,584,944</u>	<u>\$ 10,872,042</u>

Utility plant depreciation expense of continuing operations amounted to \$314,639 in 2012, \$268,987 in 2011 and \$250,107 in 2010. The Company's regulated utility subsidiaries record depreciation in conformity with amounts approved by state regulators after regulatory review of information the Company submits to support its estimates of the assets' remaining useful lives.

The provision for depreciation expressed as a percentage of the aggregate average depreciable asset balances was 2.94% in 2012, 2.68% in 2011, and 2.62% in 2010, respectively.

**Note 5: Allowance for Uncollectible Accounts**

The following table summarizes the changes in the Company's allowances for uncollectible accounts:

	2012	2011	2010
Balance at January 1	\$(18,905)	\$ (21,128)	\$(22,199)
Amounts charged to expense	(26,701)	(19,952)	(18,267)
Amounts written off	22,607	24,741	22,953
Recoveries of amounts written off	(3,875)	(2,566)	(3,615)
Balance at December 31	<u>\$ (26,874)</u>	<u>\$ (18,905)</u>	<u>\$ (21,128)</u>

[Table of Contents](#)**Note 6: Regulatory Assets and Liabilities**

The regulatory assets represent costs that are expected to be fully recovered from customers in future rates. Except for income taxes, regulatory assets are excluded from the Company's rate base and generally do not earn a return. The components of regulatory assets at December 31 are as follows:

	2012	2011
Income taxes recoverable through rates	\$ 242,653	\$ 252,570
Debt and preferred stock expense	73,474	73,096
Deferred pension expense	326,578	256,858
Deferred other postretirement benefit expense	167,414	149,393
Deferred security costs	2,240	4,837
Deferred business services project expense	8,226	8,776
Deferred tank painting costs	31,526	29,500
Deferred rate case expense	11,614	14,553
Purchase premium recoverable through rates	60,241	60,635
Environmental remediation recoverable through rates	8,656	9,187
Coastal water project costs	21,175	24,419
San Clemente Dam project costs	31,403	22,890
Removal costs recoverable through rates	98,541	80,402
Other	115,373	92,545
	<u>\$1,199,114</u>	<u>\$1,079,661</u>

The Company has recorded a regulatory asset for the additional revenues expected to be realized as the tax effects of temporary differences previously flowed through to customers reverse. These temporary differences are primarily related to the difference between book and tax depreciation on property placed in service before the adoption by the regulatory authorities of full normalization for rate making purposes. Full normalization requires no flow through of tax benefits to customers. The regulatory asset for income taxes recoverable through rates is net of the reduction expected in future revenues as deferred taxes previously provided, attributable to the difference between the state and federal income tax rates under prior law and the current statutory rates, reverse over the average remaining service lives of the related assets.

Debt expense is amortized over the lives of the respective issues. Call premiums on the redemption of long-term debt, as well as unamortized debt expense, are deferred and amortized to the extent they will be recovered through future service rates. Expenses of preferred stock issues without sinking fund provisions are amortized over 30 years from date of issue; expenses of issues with sinking fund provisions are charged to operations as shares are retired.

Pension expense in excess of the amount contributed to the pension plans is deferred by certain subsidiaries. These costs will be recovered in future service rates as contributions are made to the pension plan. The Company also has regulatory assets of \$294,136 and \$243,926 at December 31, 2012 and 2011, respectively, which is the portion of the underfunded status that is probable of recovery through rates in future periods.

Postretirement benefit expense in excess of the amount recovered in rates through 1997 has been deferred by certain subsidiaries. These costs are recognized in the rates charged for water service and will be recovered as authorized by the Company's regulatory authorities. The Company also has regulatory assets of \$166,379 and \$147,441 at December 31, 2012 and 2011, respectively, which is the portion of the underfunded status that is probable of recovery through rates in future periods.

The costs of additional security measures that were implemented to protect facilities after the terrorist attacks on September 11, 2001 have been deferred by certain subsidiaries. These costs are recognized in the rates charged for water service by certain subsidiaries. These costs are being recovered over periods ranging from five to ten years from the time of regulatory approval.

[Table of Contents](#)

Business services project expenses consist of reengineering and start-up activities for consolidated customer and shared administrative service centers that began operations in 2001. These costs are recognized in the rates charged for water service by certain subsidiaries.

Tank painting costs are generally deferred and amortized to current operations on a straight-line basis over periods ranging from five to 15 years, as authorized by the regulatory authorities in their determination of rates charged for service.

The Company amortizes rate case expenditures over regulatory approved amortization periods, typically three years. Rate case proceeding expenditures probable of future recovery are deferred.

Purchase premium recoverable through rates is primarily the recovery of the acquisition premiums related to an asset acquisition by the Company's California subsidiary during 2002, and acquisitions in 2007 by the Company's New Jersey subsidiary. As authorized for recovery by the California and New Jersey Regulators, these costs are being amortized to operations through November 2048.

Environmental remediation recoverable through rates is the recovery of costs incurred by the Company's California subsidiary under a settlement agreement entered into with NOAA to improve habitat conditions in the Carmel River Watershed.

Coastal water project costs include preliminary costs associated with the studying, testing and design of alternatives to help solve water supply shortages in Monterey, California. Coastal water project costs incurred through December 31, 2010 have been reviewed and approved for recovery through a surcharge. Costs deferred during 2012 and 2011 totaled \$1,987 and \$2,528, respectively. The Company believes it is probable that the costs incurred since the last rate review will also be recoverable.

San Clemente Dam project costs represent costs incurred and deferred by the Company's California subsidiary pursuant to its efforts to investigate alternatives to strengthen or remove the dam due to potential earthquake and flood safety concerns. In June 2012, the California Public Utility Commission ("CPUC") issued a decision authorizing implementation of a project to reroute the Carmel River and remove the San Clemente Dam. The project includes the Company's California subsidiary, the California State Conservancy and the National Marine Fisheries Services. Under the order's terms, the CPUC has authorized recovery of all previous pre-construction costs incurred by the Company's subsidiary, and has authorized additional expenditures to be capped at \$49,000 for the reroute and dam removal efforts and \$2,500 for estimated interim dam safety measures. All pre-construction costs, totalling \$24,303, are to be recovered via a surcharge over a 20-year period beginning October 2012; surcharge collections in 2012 totaled \$894. Costs deferred in addition to the pre-construction costs totaled \$7,994 as of December 31, 2012.

Other regulatory assets include certain deferred employee benefit costs as well as various regulatory balancing accounts which are deferred because the amounts are being recovered in rates or are probable of recovery through rates in future periods.

The components of regulatory liabilities at December 31 are as follows:

	<u>2012</u>	<u>2011</u>
Removal costs recovered through rates	\$285,901	\$272,618
Other	78,280	53,211
	<u>\$ 364,181</u>	<u>\$325,829</u>

Removal costs recovered through rates are retirement costs recovered during the life of the associated assets. In December 2008, the Company's subsidiary in New Jersey, at the direction of the New Jersey Regulator, began to amortize \$48,000 of the total balance into operations via straight line amortization through November 2048.

Other regulatory liabilities include legal settlement proceeds, deferred gains, future customer refunds, and various regulatory balancing accounts. The Company's increased pension contributions in 2012 resulted in increased pension balancing accounts.

[Table of Contents](#)**Note 7: Goodwill**

The Company's annual impairment reviews are performed as of November 30 of each year, in conjunction with the completion of the Company's annual strategic business plan. At November 30, 2012, the Company's goodwill was \$1,207,572. The Company also undertakes interim reviews when the Company determines that a triggering event that would more likely than not reduce the fair value of a reporting unit below its carrying value has occurred.

In September 2011, the FASB issued revised guidance intended to simplify how an entity tests goodwill for impairment. The amendments allow an entity first to assess qualitative factors to determine whether it is necessary to perform the two-step quantitative goodwill impairment test. An entity is no longer required to calculate the fair value of a reporting unit unless the entity determines, based on a qualitative assessment, that it is more likely than not that its fair value is less than its carrying amount. The amendments were effective for annual and interim goodwill impairment tests performed for fiscal years beginning after December 15, 2011 and early adoption was permitted.

The Company decided to adopt the new guidance for its 2012 annual test and applied the qualitative test ("step 0" or "step 0 test") to its reporting units for the annual impairment test performed as of November 30, 2012.

The Company completed a quantitative fair value measurement of its reporting units when performing its prior year goodwill impairment analysis on November 30, 2011. As of the 2011 testing date, a quantitative assessment was made and implied that the fair value of its reporting units was well in excess of their carrying amount and no impairment was required.

In the current year qualitative step 0 test at November 30, 2012, after assessing various events and circumstances that would affect the estimated fair value of the reporting units in its base line November 30, 2011 test, the Company has determined that it is not required to calculate the fair value of its reporting units at November 30, 2012. The Company has determined that it is more likely than not that its reporting unit fair values are greater than the reporting unit carrying values and no impairment is necessary.

There can be no assurances that the Company will not be required to recognize an impairment of goodwill in the future due to market conditions or other factors related to the Company's performance. These market events could include a decline over a period of time of the Company's stock price, a decline over a period of time in valuation multiples of comparable water utilities, the lack of an increase in the Company's market price consistent with its peer companies, or decreases in control premiums. A decline in the forecasted results in the Company's business plan, such as changes in rate case results or capital investment budgets or changes in the Company's interest rates, could also result in an impairment charge.

The change in the Company's goodwill assets, as allocated between the reporting units is as follows:

	Regulated Unit		Market-Based Units		Consolidated		Total Net
	Cost	Accumulated Impairment	Cost	Accumulated Impairment	Cost	Accumulated Impairment	
Balance at January 1, 2011	\$ 3,399,884	\$(2,332,670)	\$235,990	\$(107,619)	\$ 3,635,874	\$(2,440,289)	\$ 1,195,585
Reclassifications and other activity	(516)	0	0	0	(516)	0	(516)
Balance at December 31, 2011	\$3,399,368	\$(2,332,670)	\$235,990	\$(107,619)	\$3,635,358	\$(2,440,289)	\$ 1,195,069
Goodwill from acquisitions	12,181	0	0	0	12,181	0	12,181
Balance at December 31, 2012	\$3,411,549	\$(2,332,670)	\$235,990	\$(107,619)	\$3,647,539	\$(2,440,289)	\$ 1,207,250

[Table of Contents](#)**Note 8: Stockholders' Equity****Common Stock**

In March 2010, the Company established American Water Stock Direct, a dividend reinvestment and direct stock purchase plan (the "DRIP"). Under the DRIP, stockholders may reinvest cash dividends and purchase additional Company common stock, up to certain limits, through a transfer agent without commission fees. The Company's transfer agent may buy newly issued shares directly from the Company or shares held in the Company's treasury. The transfer agent may also buy shares in the public markets or in privately negotiated transactions. Purchases generally will be made and credited to DRIP accounts once each week. As of December 31, 2012, there were 4,813 shares available for future issuance under the DRIP. The following table summarizes information regarding issuances under the DRIP for the years ended December 31, 2012 and 2011:

	<u>2012</u>	<u>2011</u>
Shares of common stock issued	60	64
Cash proceeds received	\$2,106	\$1,827

Cash dividend payments made during 2012 and 2011 were as follows:

	<u>2012</u>	<u>2011</u>
Dividends per share, three months ended:		
March 31	\$ 0.23	\$ 0.22
June 30	0.23	0.22
September 30	0.25	0.23
December 31	0.50	0.23
Total dividends paid, three months ended:		
March 31	\$ 40,414	\$38,525
June 30	40,529	38,580
September 30	44,080	40,358
December 31	88,436	40,392

The regular quarterly cash dividend that would likely have been declared and paid in the first quarter of 2013 was paid on December 28, 2012 to all shareholders of record as of December 20, 2012 to take advantage of existing 2012 tax rates.

**Accumulated Other Comprehensive Loss**

The following table presents accumulated other comprehensive loss:

	<u>2012</u>	<u>2011</u>
Employee benefit plans funded status adjustments	\$ (120,405)	\$(101,457)
Foreign currency translation	4,214	3,780
Balance at December 31	<u>\$(116,191)</u>	<u>\$(97,677)</u>

**Stock Based Compensation**

The Company has granted stock option and restricted stock unit awards to non-employee directors, officers and other key employees of the Company pursuant to the terms of its 2007 Omnibus Equity Compensation Plan (the "Plan"). The total aggregate number of shares of common stock that may be issued under the Plan is 15,500. As of December 31, 2012, a total of 10,255 shares are available for grant under the Plan. Shares issued under the Plan may be authorized but unissued shares of Company stock or reacquired shares of Company stock, including shares purchased by the Company on the open market for purposes of the Plan.



[Table of Contents](#)

The Company recognizes compensation expense for stock awards over the vesting period of the award. The following table presents stock-based compensation expense recorded in operation and maintenance expense in the accompanying Consolidated Statements of Operations and Comprehensive Income for the years ended December 31, 2012, 2011 and 2010:

	<u>2012</u>	<u>2011</u>	<u>2010</u>
Stock options	\$ 3,282	\$ 3,182	\$ 4,116
Restricted stock units	7,658	6,340	5,863
Employee stock purchase plan	530	486	355
Stock-based compensation in operation and maintenance expense	11,470	10,008	10,334
Income tax benefit	(4,473)	(3,903)	(4,030)
After-tax stock-based compensation expense	<u>\$ 6,997</u>	<u>\$ 6,105</u>	<u>\$ 6,304</u>

There were no significant stock-based compensation costs capitalized during the years ended December 31, 2012, 2011 and 2010.

The cost of services received from employees in exchange for the issuance of stock options and restricted stock awards is measured based on the grant date fair value of the awards issued. The value of stock options and restricted stock unit awards at the date of the grant is amortized through expense over the three-year service period. All awards granted in 2012, 2011 and 2010 are classified as equity.

The Company receives a tax deduction based on the intrinsic value of the award at the exercise date for stock options and the distribution date for restricted stock units. For each award, throughout the requisite service period, the Company recognizes the tax benefit related to compensation costs, which have been included in deferred tax assets. The tax deductions in excess of the benefits recorded throughout the requisite service period are recorded to shareholders' equity or the income statement and are included in the financing section of the statement of cash flows.

The Company stratified its grant populations and used historic employee turnover rates to estimate employee forfeitures. The estimated rate is compared to the actual forfeitures at the end of the period and adjusted as necessary.

### Stock Options

In 2012, 2011 and 2010, the Company granted non-qualified stock options to certain employees under the Plan. The stock options vest ratably over the three-year service period beginning on January 1 of the year of grant. These awards have no performance vesting conditions and the grant date fair value is amortized through expense over the requisite service period using the straight-line method.

The following table presents the weighted-average assumptions used in the pricing model for grants and the resulting weighted-average grant date fair value of stock options granted in the years ended December 31, 2012, 2011 and 2010:

	<u>2012</u>	<u>2011</u>	<u>2010</u>
Dividend yield	2.70%	3.25%	3.83%
Expected volatility	28.35%	29.32%	31.77%
Risk-free interest rate	0.78%	1.93%	2.14%
Expected life (years)	4.4	4.4	4.3
Exercise price	\$ 34.14	\$ 27.08	\$ 22.01
Grant date fair value per share	\$ 6.11	\$ 5.14	\$ 4.33

[Table of Contents](#)

The Company utilized the “simplified method” to determine the expected stock option life due to insufficient historical experience to estimate the exercise patterns of the stock options granted. The Company began granting stock options at the time of its initial public offering in April 2008. Expected volatility is based on a weighted average of historic volatilities of traded common stock of peer companies (regulated water companies) over the expected term of the stock options and historic volatilities of the Company’s common stock during the period it has been publicly traded. The dividend yield is based on the Company’s expected dividend payments and the stock price on the date of grant. The risk-free interest rate is the market yield on U.S. Treasury strips with maturities similar to the expected term of the stock options. The exercise price of the stock options is equal to the fair market value of the underlying stock on the date of option grant. Stock options granted vest over periods ranging from one to three years and expire seven years from the effective date of the grant. The fair value of each option is estimated on the date of grant using the Black-Scholes option-pricing model.

The value of stock options at the date of the grant is amortized through expense over the requisite service period using the straight-line method. As of December 31, 2012, \$3,534 of total unrecognized compensation costs related to the nonvested stock options is expected to be recognized over the remaining weighted-average period of 1.6 years. The total grant date fair value of stock options vested during the years ended December 31, 2012, 2011 and 2010 was \$3,219, \$4,578 and \$4,505, respectively.

The table below summarizes stock option activity for the year ended December 31, 2012:

	<u>Shares</u>	<u>Weighted Average Exercise Price (per share)</u>	<u>Weighted Average Remaining Life (years)</u>	<u>Aggregate Intrinsic Value</u>
Options outstanding at January 1, 2012	3,112	\$ 22.70		
Granted	649	34.14		
Forfeited or expired	(101)	27.76		
Exercised	<u>(1,025)</u>	21.57		
Options outstanding at December 31, 2012	<u>2,635</u>	<u>\$ 25.77</u>	4.2	<u>\$29,946</u>
Exercisable at December 31, 2012	<u>1,378</u>	<u>\$ 22.17</u>	<u>3.2</u>	<u>\$ 20,610</u>

The following table summarizes additional information regarding stock options exercised during the years ended December 31, 2012, 2011 and 2010:

	<u>2012</u>	<u>2011</u>	<u>2010</u>
Intrinsic value	\$ 14,515	\$ 3,026	\$ 333
Exercise proceeds	22,112	8,991	3,010
Income tax benefit (shortfall)	4,017	511	(89)

**Restricted Stock Units**

In 2012, 2011 and 2010, the Company granted restricted stock units to certain employees under the Plan. The restricted stock units vest ratably over the three-year performance period beginning January 1 of the year of grant (the “Performance Period”); however, distribution of the shares is contingent upon the achievement of internal performance measures and, separately, certain market thresholds over the Performance Period.

During 2012, 2011 and 2010, the Company granted restricted stock units to non-employee directors under the Plan. The restricted stock units vested on the date of grant; however, distribution of the shares will be made within 30 days of the earlier of (a) 15 months after grant date or (b) the participant’s separation from service. Because these restricted stock units vested on grant date, the total grant date fair value was recorded in operation and maintenance expense included in the expense table above on the grant date.

[Table of Contents](#)

Restricted stock units generally vest over periods ranging from one to three years. Restricted stock units granted without market conditions are valued at the market value of the Company's common stock on the date of grant. Restricted stock units granted with market conditions are valued using a Monte Carlo model. Expected volatility is based on historical volatilities of traded common stock of the Company and comparative companies using daily stock prices over the past three years. The expected term is three years and the risk-free interest rate is based on the three-year U.S. Treasury rate in effect as of the measurement date. The following table presents the weighted-average assumptions used in the Monte Carlo simulation and the weighted-average grant date fair values of restricted stock units granted during the years ended December 31, 2012, 2011 and 2010:

	<u>2012</u>	<u>2011</u>	<u>2010</u>
Expected volatility	22.47%	29.50%	30.74%
Risk-free interest rate	0.43%	1.24%	1.50%
Expected life (years)	3	3	3
Grant date fair value per share	\$ 37.40	\$29.95	\$23.23

The value of restricted stock awards at the date of the grant is amortized through expense over the requisite service period using the straight-line method for restricted stock units with service and/or performance vesting. The grant date fair value of restricted stock awards that vest ratably and have market and/or performance and service conditions is amortized through expense over the requisite service period using the graded-vesting method. As of December 31, 2012, \$3,689 of total unrecognized compensation cost related to the nonvested restricted stock units is expected to be recognized over the weighted-average remaining life of 1.3 years. The total grant date fair value of restricted stock units vested during the years ended December 31, 2012, 2011 and 2010 was \$4,191, \$2,040 and \$2,204, respectively.

The table below summarizes restricted stock unit activity for the year ended December 31, 2012:

	<u>Shares</u>	<u>Weighted-Average Grant Date Fair Value (per share)</u>
Nonvested total at January 1, 2012	577	\$ 25.09
Granted	172	37.40
Vested	(182)	23.01
Forfeited	(25)	30.38
Cancelled	(2)	22.08
Nonvested total at December 31, 2012	<u>540</u>	\$ 29.48

The following table summarizes additional information regarding restricted stock units distributed during the years ended December 31, 2012, 2011 and 2010:

	<u>2012</u>	<u>2011</u>	<u>2010</u>
Intrinsic value	\$6,159	\$2,068	\$1,241
Income tax benefit (shortfall)	799	99	15

If dividends are declared with respect to shares of the Company's common stock before the restricted stock units are distributed, the Company credits a liability for the value of the dividends that would have been paid if the restricted stock units were shares of Company common stock. When the restricted stock units are distributed, the Company pays the employee a lump sum cash payment equal to the value of the dividend equivalents accrued. The Company accrued dividend equivalents totaling \$1,168, \$921 and \$474 to retained earnings during the years ended December 31, 2012, 2011 and 2010, respectively.

[Table of Contents](#)**Employee Stock Purchase Plan**

The Company's Nonqualified Employee Stock Purchase Plan ("ESPP") was effective as of July 1, 2008. Under the ESPP, employees can use payroll deductions to acquire Company stock at the lesser of 90% of the fair market value of (a) the beginning or (b) the end of each three-month purchase period. As of December 31, 2012 there were 1,474 shares of common stock reserved for issuance under the ESPP. The Company's ESPP is considered compensatory. Compensation costs of \$530, \$486 and \$355 were recognized for the years ended December 31, 2012, 2011 and 2010, respectively. During the years ended December 31, 2012, 2011 and 2010, the Company issued 118, 121 and 119 shares, respectively, under the ESPP.

**Note 9: Preferred Stock Without Mandatory Redemption Requirements**

Certain preferred stock agreements do not require annual sinking fund payments or redemption except at the option of the subsidiaries and are as follows:

<u>Dividend Yield</u>	<u>Balance at</u> <u>December 31,</u>	
	<u>2012</u>	<u>2011</u>
4.50%	\$ 1,720	\$ 1,720
5.00%	0	1,952
5.50%	0	486
5.75%	0	389
	<u>\$ 1,720</u>	<u>\$ 4,547</u>

The Company reflects its subsidiaries' preferred stock without mandatory redemption requirements, which represents the Company's noncontrolling interest, in the total stockholders' equity section of the accompanying Consolidated Balance Sheets. The dividends on these preferred shares have not been reflected as income attributable to noncontrolling interest in the Consolidated Statements of Operations and Comprehensive Income as the total amount of these dividends is not considered material. The dividends issued were \$153 for 2012 and \$224 for 2011 and 2010, respectively. The amounts have been included as a component of other income (expenses) in the accompanying Consolidated Statements of Operations and Comprehensive Income.

[Table of Contents](#)**Note 10: Long-Term Debt**

The Company primarily incurs long-term debt to fund capital expenditures of the regulated subsidiaries. The components of long-term at December 31 are:

	Rate	Weighted Average Rate	Maturity Date	2012	2011
Long-term debt of American Water Capital Corp. ("AWCC")(a)					
Private activity bonds and government funded debt					
Fixed rate	4.85%-6.75%	5.72%	2018-2040	\$ 322,610	\$ 322,610
Senior notes					
Fixed rate	4.30%-10.00%	6.08%	2013-2042	3,389,399	3,089,409
Long-term debt of other subsidiaries					
Private activity bonds and government funded debt					
Fixed rate	0.00%-6.20%	4.73%	2013-2041	865,969	1,206,332
Mortgage bonds					
Fixed rate	4.29%-9.71%	7.41%	2013-2039	678,500	697,800
Mandatory redeemable preferred stock	8.47%-9.75%	8.60%	2019-2036	20,552	22,101
Notes payable and other(b)	9.49%-12.17%	11.53%	2013-2026	1,272	1,691
Long-term debt				5,278,302	5,339,943
Unamortized debt discount, net(c)				39,272	43,888
Fair value adjustment to interest rate hedge				7,715	6,111
Total long-term debt				<u>\$5,325,289</u>	<u>\$5,389,942</u>

- (a) AWCC, which is a wholly-owned subsidiary of the Company, has a strong support agreement with its parent that, under certain circumstances, is the functional equivalent of a guarantee.
- (b) Includes capital lease obligations of \$1,049 and \$1,264 at December 31, 2012 and 2011, respectively.
- (c) Includes fair value adjustments previously recognized in acquisition purchase accounting.

All \$678,500 of the subsidiaries' mortgage bonds and \$799,308 of the \$865,969 total subsidiaries' private activity bonds and government funded debt are collateralized by utility plant.

Long-term debt indentures contain a number of covenants that, among other things, limit, subject to certain exceptions, the Company from issuing debt secured by the Company's assets. Certain long term notes require the Company to maintain a ratio of consolidated total indebtedness to consolidated total capitalization of not more than 0.70 to 1.00. The ratio at December 31, 2012 was 0.56 to 1.00. In addition, the Company has \$1,728,058 of notes which include the right to redeem the notes in whole or in part from time to time subject to certain restrictions.

The future sinking fund payments and maturities are as follows:

Year	Amount
2013	\$ 115,955
2014	12,795
2015	58,566
2016	50,739
2017	795,945
Thereafter	4,244,302

[Table of Contents](#)

The following long-term debt was issued in 2012:

<u>Company</u>	<u>Type</u>	<u>Interest Rate</u>	<u>Maturity</u>	<u>Amount</u>
American Water Capital Corp.	Senior notes—fixed rate	4.30%	2042	\$ 300,000
Other subsidiaries(1)	Private activity bonds and government funded debt—fixed rate	0.00%-5.00%	2025-2041	83,476
Other subsidiaries	Mortgage bonds—fixed rate	4.29%	2022	700
Total issuances				<u>\$ 384,176</u>

- (1) Included in the issuance amounts above was \$68,746, which was initially kept in Trust pending the Company's certification that it has incurred qualifying capital expenditures. These issuances have been presented as non-cash in the accompanying Consolidated Statements of Cash Flows. Subsequent releases of all or a lesser portion of these funds by the applicable Trust are reflected as the release of restricted funds and are included in investing activities in the accompanying Consolidated Statements of Cash Flows.

The following long-term debt was retired through optional redemption or payment at maturity during 2012:

<u>Company</u>	<u>Type</u>	<u>Interest Rate</u>	<u>Maturity</u>	<u>Amount</u>
American Water Capital Corp.	Senior notes—fixed rate	8.25%	2038	\$ 10
Other subsidiaries	Private activity bonds and government funded debt—fixed rate	0.00%-9.60%	2012-2041	447,325
Other subsidiaries	Mortgage bonds—fixed rate	6.85%-7.95%	2012	24,200
Other subsidiaries	Mandatory redeemable preferred stock	4.60%-9.18%	2013-2036	1,549
Other	Capital leases and other			419
Total retirements and redemptions				<u>\$ 473,503</u>

Interest, net includes interest income of approximately \$12,652, \$10,942 and \$10,320 in 2012, 2011 and 2010, respectively.

One of the principal market risks to which the Company is exposed is changes in interest rates. In order to manage the exposure, the Company follows risk management policies and procedures, including the use of derivative contracts such as swaps. The Company reduces exposure to interest rates by managing commercial paper and debt maturities. The Company does not enter into derivative contracts for speculative purposes and does not use leveraged instruments. The derivative contracts entered into are for periods consistent with the related underlying exposures. The Company is exposed to the risk that counterparties to derivative contracts will fail to meet their contractual obligations. The Company minimizes the counterparty credit risk on these transactions by dealing only with leading, credit-worthy financial institutions having long-term credit ratings of "A" or better.

The Company has an interest-rate swap to hedge \$100,000 of its 6.085% fixed-rate debt maturing 2017. The Company pays variable interest of six-month LIBOR plus 3.422%. The swap is accounted for as a fair-value hedge and matures with the fixed-rate debt in 2017. The following table provides a summary of the derivative

[Table of Contents](#)

fair value balance recorded by the Company as of December 31, 2012 and 2011 and the line item in the Consolidated Balance Sheet in which such amount is recorded:

<u>Balance sheet classification</u>	<u>December 31, 2012</u>	<u>December 31, 2011</u>
Regulatory and other long-term assets		
Other	\$ 7,909	\$ 5,824
Long-term debt		
Long-term debt	7,715	6,111

For derivative instruments that are designated and qualify as fair-value hedges, the gain or loss on the hedge instrument as well as the offsetting loss or gain on the hedged item attributable to the hedged risk are recognized in current net income. The Company includes the gain or loss on the derivative instrument and the offsetting loss or gain on the hedged item in interest expense as follows:

<u>Income Statement Classification</u>	<u>December 31, 2012</u>	<u>December 31, 2011</u>
Interest, net		
Gain on swap	\$ 2,085	\$ 6,722
Loss on borrowing	(1,604)	(6,455)
Hedge ineffectiveness	481	267

**Note 11: Short-Term Debt**

The components of short-term debt at December 31 are as follows:

	<u>2012</u>	<u>2011</u>
Commercial paper, net of \$15 and \$52 discount at 2012 and 2011, respectively	\$269,985	\$ 481,048
Bank overdraft	0	34,002
Total short-term debt	<u>\$269,985</u>	<u>\$515,050</u>

AWCC had the following available capacity under its commercial paper program at December 31:

	<u>2012</u>	<u>2011</u>
Commercial paper program	\$1,000,000	\$ 700,000
Commercial paper program available capacity	730,000	218,900

In October 2012, AWCC entered into a new revolving credit facility agreement with \$1,000,000 in aggregate total commitments from a diversified group of 14 banks. The agreement includes a \$150,000 sublimit for letters of credit and a \$100,000 sublimit for swing loans. The new agreement expires in October 2017 and replaces AWCC's previous credit agreement that would have expired in September 2013. Interest on borrowings under the new agreement are based, at AWCC's option, upon either (i) a fixed base rate or (ii) a LIBOR-based rate, plus an applicable margin. This revolving credit facility provides for an alternative to the commercial paper program should the Company not be able to access commercial paper at attractive rates.

At December 31, AWCC had the following sub-limits and available capacity under each applicable credit facility:

	<u>2012</u>	<u>2011</u>
Letter of credit sublimit	\$ 150,000	\$ 150,000
Letter of credit available capacity	117,137	113,548

[Table of Contents](#)

At December 31, 2012, the Company had \$34,148 of outstanding letters of credit, \$32,863 of which was issued under the revolving credit facility noted above.

The following table presents the short-term borrowing activity for AWCC for the years ended December 31, 2012 and 2011:

	<u>2012</u>	<u>2011</u>
Average borrowings	\$277,952	\$362,615
Maximum borrowings outstanding	534,700	494,900
Weighted average interest rates, computed on a daily basis	0.49%	0.41%
Weighted average interest rates, at December 31	0.46%	0.56%

The credit facility requires the Company to maintain a ratio of consolidated debt to consolidated capitalization of not more than 0.70 to 1.00. The ratio at December 31, 2012 was 0.56 to 1.00.

None of the Company's borrowings are subject to default or prepayment as a result of a downgrading of securities, although such a downgrading could increase fees and interest charges under the Company's credit facility.

As part of the normal course of business, the Company routinely enters contracts for the purchase and sale of water, energy, fuels and other services. These contracts either contain express provisions or otherwise permit the Company and its counterparties to demand adequate assurance of future performance when there are reasonable grounds for doing so. In accordance with the contracts and applicable contract law, if the Company is downgraded by a credit rating agency, especially if such downgrade is to a level below investment grade, it is possible that a counterparty would attempt to rely on such a downgrade as a basis for making a demand for adequate assurance of future performance. Depending on the Company's net position with a counterparty, the demand could be for the posting of collateral. In the absence of expressly agreed provisions that specify the collateral that must be provided, the obligation to supply the collateral requested will be a function of the facts and circumstances of the Company's situation at the time of the demand. If the Company can reasonably claim that it is willing and financially able to perform its obligations, it may be possible to successfully argue that no collateral should be posted or that only an amount equal to two or three months of future payments should be sufficient. The Company does not expect to post any collateral which will have a material adverse impact on the Company's results of operations, financial position or cash flows.

AWCC had previously entered into a one-year \$10,000 committed revolving line of credit with PNC Bank, N.A. This line of credit was terminated without renewal on December 31, 2011.

**Note 12: General Taxes**

Components of general tax expense from continuing operations for the years ended December 31 are as follows:

	<u>2012</u>	<u>2011</u>	<u>2010</u>
Gross receipts and franchise	\$ 92,612	\$ 90,674	\$ 86,063
Property and capital stock	84,513	77,330	78,184
Payroll	32,724	31,705	31,089
Other general	11,363	10,769	10,261
	<u>\$221,212</u>	<u>\$210,478</u>	<u>\$205,597</u>



[Table of Contents](#)**Note 13: Income Taxes**

Components of income tax expense from continuing operations for the years ended December 31 are as follows:

	<u>2012</u>	<u>2011</u>	<u>2010</u>
State income taxes:			
Current	\$ 26,604	\$ (7,440)	\$ 24,653
Deferred			
Current	(280)	(171)	78
Non-current	24,256	44,576	11,024
	<u>\$ 50,580</u>	<u>\$ 36,965</u>	<u>\$ 35,755</u>
Federal income taxes:			
Current	\$ 31,482	\$ 12,239	\$ (1,500)
Deferred			
Current	(2,031)	(314)	69
Non-current	178,495	151,403	141,589
Amortization of deferred investment tax credits	(1,518)	(1,542)	(1,561)
	<u>206,428</u>	<u>161,786</u>	<u>138,597</u>
	<u>\$ 257,008</u>	<u>\$ 198,751</u>	<u>\$ 174,352</u>

A reconciliation of income tax expense from continuing operations at the statutory federal income tax rate to actual income tax expense for the years ended December 31 is as follows:

	<u>2012</u>	<u>2011</u>	<u>2010</u>
Income tax at statutory rate	\$ 220,940	\$ 176,288	\$ 150,298
Increases (decreases) resulting from:			
State taxes, net of federal taxes	32,877	24,027	23,241
Change in valuation allowance	143	(160)	(533)
Flow through differences	3,032	2,895	2,807
Amortization of deferred investment tax credits	(1,518)	(1,542)	(1,561)
Subsidiary preferred dividends	634	668	675
Other, net	900	(3,425)	(575)
Actual income tax expense	<u>\$ 257,008</u>	<u>\$ 198,751</u>	<u>\$ 174,352</u>

[Table of Contents](#)

The following table provides the components of the net deferred tax liability from continuing operations at December 31:

	2012	2011
Deferred tax assets:		
Advances and contributions	\$ 485,815	\$ 475,280
Deferred investment tax credits	10,610	11,202
Other postretirement benefits	100,301	101,258
Tax losses and credits	303,783	331,597
Pension benefits	113,919	132,972
Unamortized debt discount, net	21,711	23,872
Other	22,835	13,308
	<u>1,058,974</u>	<u>1,089,489</u>
Valuation allowance	(19,520)	(20,701)
	<u>\$ 1,039,454</u>	<u>\$ 1,068,788</u>
Deferred tax liabilities:		
Utility plant, principally due to depreciation differences	\$ 2,168,680	\$ 1,958,044
Income taxes recoverable through rates	82,400	94,331
Deferred security costs	921	1,982
Deferred business services project expenses	4,580	4,573
Deferred other postretirement benefits	57,895	58,238
Deferred pension benefits	102,847	97,899
Other	93,284	95,557
	<u>2,510,607</u>	<u>2,310,624</u>
	<u>\$(1,471,153)</u>	<u>\$(1,241,836)</u>

At December 31, 2012 and 2011, the Company recorded federal net operating loss (“NOL”) carryforwards of \$1,047,786 and \$1,187,427, respectively. The Company believes the federal NOL carryforwards are more likely than not to be recovered and require no valuation allowance. The Company evaluated its ability to fully utilize the existing federal NOL carryforwards in light of the RWE divestiture in November 2009. Under Internal Revenue Code (“I.R.C.”) Section 382, an ownership change occurs if there is a greater than fifty percent (50%) change in equity ownership of a company over a three-year period determined by reference to the ownership of persons holding five percent (5%) or more of that company’s equity securities. If a company undergoes an ownership change as defined by I.R.C. Section 382, the company’s ability to utilize its pre-change NOL carryforwards to offset post-change income may be limited.

The Company believes that the limitation imposed by I.R.C. Section 382 generally should not preclude use of its federal NOL carryforwards, assuming the Company has sufficient taxable income in future carryforward periods to utilize those NOL carryforwards. The Company’s federal NOL carryforwards do not begin expiring until 2028.

At December 31, 2012 and 2011, the Company had state NOLs of \$663,429 and \$739,804, respectively, a portion of which are offset by a valuation allowance because the Company does not believe these NOLs are more likely than not to be realized. The state NOL carryforwards will expire between 2013 and 2032.

At December 31, 2012 and 2011, the Company had Canadian NOL carryforwards of \$5,703 and \$6,198, respectively. The majority of these carryforwards are offset by a valuation allowance because the Company does not believe these NOLs are more likely than not to be realized. The Canadian NOL carryforwards will expire between 2014 and 2031.

[Table of Contents](#)

The Company had capital loss carryforwards for federal income tax purposes of \$4,357 at December 31, 2012 and 2011, respectively. The Company has recognized a full valuation allowance for the capital loss carryforwards because the Company does not believe these losses are more likely than not to be recovered.

The Company files income tax returns in the United States federal jurisdiction and various state and foreign jurisdictions. With few exceptions, the Company is no longer subject to U.S. federal, state or local or non-U.S income tax examinations by tax authorities for years before 2007.

The Company has state income tax examinations in progress and does not expect material adjustments to result.

The Patient Protection and Affordable Care Act (the "PPACA") became law on March 23, 2010, and the Health Care and Education Reconciliation Act of 2010 became law on March 30, 2010, which makes various amendments to certain aspects of the PPACA (together, the "Acts"). The PPACA effectively changes the tax treatment of federal subsidies paid to sponsors of retiree health benefit plans that provide a benefit that is at least actuarially equivalent to the benefits under Medicare Part D. The Acts effectively make the subsidy payments taxable in tax years beginning after December 31, 2012 and as a result, the Company followed its original accounting for the underfunded status of the other postretirement benefits for the Medicare Part D adjustment and recorded a reduction in deferred tax assets and an increase in its regulatory assets amounting to \$6,432.

The following table summarizes the changes in the Company's gross liability, excluding interest and penalties, for unrecognized tax benefits:

Balance at January 1, 2011	\$ 118,314
Increases in current period tax positions	46,961
Decreases in prior period measurement of tax positions	<u>(6,697)</u>
Balance at December 31, 2011	158,578
Increases in current period tax positions	40,620
Decreases in prior period measurement of tax positions	<u>(18,205)</u>
Balance at December 31, 2012	<u>\$ 180,993</u>

The liability balance includes amounts reflected as other long-term liabilities in the accompanying Consolidated Balance Sheets totaling \$74,360 and \$46,961 as of December 31, 2012 and 2011, respectively. The total balance in the table above does not include interest and penalties of \$260 and \$214 as of December 31, 2012 and 2011, respectively, which is recorded as a component of income tax expense. The majority of the increased tax position is attributable to temporary differences. The increase in 2012 current period tax positions related primarily to the Company's change in tax accounting method filed in 2008 for repair and maintenance costs on its utility assets. The Company does not anticipate material changes to its unrecognized tax benefits within the next year. If the Company sustains all of its positions at December 31, 2012 and 2011, an unrecognized tax benefit of \$7,532 and \$6,644, respectively, excluding interest and penalties, would impact the Company's effective tax rate.

[Table of Contents](#)

The following table summarizes the changes in the Company's valuation allowance:

Balance at January 1, 2010	\$25,621
Increases in current period tax positions	907
Decreases in current period tax positions	(2,740)
Balance at December 31, 2010	\$ 23,788
Increases in current period tax positions	1,525
Decreases in current period tax positions	(3,734)
Balance at December 31, 2011	\$21,579
Increases in current period tax positions	0
Decreases in current period tax positions	(2,059)
Balance at December 31, 2012	<u>\$ 19,520</u>

**Note 14: Employee Benefits****Pension and Other Postretirement Benefits**

The Company maintains noncontributory defined benefit pension plans covering eligible employees of its regulated utility and shared services operations. Benefits under the plans are based on the employee's years of service and compensation. The pension plans have been closed for most employees hired on or after January 1, 2006. Union employees hired on or after January 1, 2001 had their accrued benefit frozen and will be able to receive this benefit as a lump sum upon termination or retirement. Union employees hired on or after January 1, 2001 and non-union employees hired on or after January 1, 2006 are provided with a 5.25% of base pay defined contribution plan. The Company does not participate in a multiemployer plan.

The Company's funding policy is to contribute at least the greater of the minimum amount required by the Employee Retirement Income Security Act of 1974 or the normal cost, and an additional contribution if needed to avoid "at risk" status and benefit restrictions under the Pension Protection Act of 2006. The Company may also increase its contributions, if appropriate, to its tax and cash position and the plan's funded position. Pension plan assets are invested in a number of actively managed and indexed investments including equity and bond mutual funds, fixed income securities and guaranteed interest contracts with insurance companies.

Pension expense in excess of the amount contributed to the pension plans is deferred by certain regulated subsidiaries pending future recovery in rates charged for utility services as contributions are made to the plans. (See Note 6)

The Company also has several unfunded noncontributory supplemental non-qualified pension plans that provide additional retirement benefits to certain employees.

The Company maintains other postretirement benefit plans providing varying levels of medical and life insurance to eligible retirees. The retiree welfare plans are closed for union employees hired on or after January 1, 2006. The plans had previously closed for non-union employees hired on or after January 1, 2002.

The Company's policy is to fund other postretirement benefit costs for rate-making purposes. Plan assets are invested in equity and bond mutual funds, fixed income securities, real estate investment trusts ("REITs") and emerging market funds.

The obligations of the plans are dominated by obligations for active employees. Because the timing of expected benefit payments is so far in the future and the size of the plan assets are small relative to the Company's assets, the investment strategy is to allocate a significant percentage of assets to equities, which the Company believes will provide the highest return over the long-term period. The fixed income assets are invested in long duration debt securities and may be invested in fixed income instruments, such as futures and options in order to better match the duration of the plan liability.

[Table of Contents](#)

The Company periodically conducts an asset liability modeling study to ensure the investment strategy is aligned with the profile of the obligations. The long-term goals are to maximize the plan funded status and minimize contributions and pension expense, while taking into account the potential volatility risks on each of these items.

None of the Company's securities are included in pension or other postretirement benefit plan assets.

The Company uses fair value for all classes of assets in the calculation of market-related value of plan assets by applying the fair value of the asset classes at the balance sheet date times the projected returns for that asset class.

The investment policy guidelines of the pension plan require that the fixed income portfolio has an overall weighted-average credit rating of AA or better by Standard & Poor's and the minimum credit quality for fixed income securities must be BBB- or better. Up to 20% of the portfolio may be invested in collateralized mortgage obligations backed by the United States Government.

The fair values and asset allocations of pension plan assets at December 31, 2012, by asset category, follow:

Asset Category	Target Allocation 2013	Total	Quoted Prices in Active Markets for Identical Assets (Level 1)	Significant Observable Inputs (Level 2)	Significant Unobservable Inputs (Level 3)	Percentage of Plan Assets at December 31, 2012
Cash	—	\$ 9,107	\$ 9,107	\$ —	\$ —	—
Equity securities:						
U.S. large cap	29%	411,805	411,805	—	—	36%
U.S. small cap value	8%	139,389	139,389	—	—	12%
International	20%	255,126	—	128,953	126,173	22%
Fixed income securities:	35%					30%
U.S. Treasury and government bonds	—	62,311	60,558	1,753	—	—
Corporate bonds	—	73,254	—	73,254	—	—
Mortgage-backed securities	—	144,100	—	144,100	—	—
Long duration bond fund	—	5,690	5,690	—	—	—
Guaranteed annuity contracts	—	56,915	—	9,463	47,452	—
REITs	8%	—	—	—	—	—
<b>Total</b>	<b>100%</b>	<b>\$1,157,697</b>	<b>\$ 626,549</b>	<b>\$ 357,523</b>	<b>\$173,625</b>	<b>100%</b>

The following table presents a reconciliation of the beginning and ending balances of the fair value measurements using significant unobservable inputs (Level 3):

	Level 3
Balance, January 1, 2012	\$ 148,574
Actual return on assets	28,420
Transfers in (out)	(3,369)
Balance, December 31, 2012	<u>\$173,625</u>

[Table of Contents](#)

The fair values and asset allocations of pension plan assets at December 31, 2011, by asset category, follow:

<u>Asset Category</u>	<u>Target Allocation 2012</u>	<u>Total</u>	<u>Quoted Prices in Active Markets for Identical Assets (Level 1)</u>	<u>Significant Observable Inputs (Level 2)</u>	<u>Significant Unobservable Inputs (Level 3)</u>	<u>Percentage of Plan Assets at December 31, 2011</u>
Cash	—	\$ 9,794	\$ 9,794	\$ —	\$ —	—
Equity securities:						
U.S. large cap	36%	364,025	364,025	—	—	37%
U.S. small cap value	12%	119,996	116,748	3,248	—	12%
International	22%	202,917	26	100,745	102,146	21%
Fixed income securities:	30%					30%
U.S. Treasury and government bonds	—	61,278	61,278	—	—	—
Corporate Bonds	—	48,564	2,487	46,077	—	—
Mortgage-backed securities	—	118,837	—	118,837	—	—
Guaranteed annuity contracts	—	55,657	—	9,229	46,428	—
<b>Total</b>	<b>100%</b>	<b>\$ 981,068</b>	<b>\$ 554,358</b>	<b>\$ 278,136</b>	<b>\$ 148,574</b>	<b>100%</b>

The following table presents a reconciliation of the beginning and ending balances of the fair value measurements using significant unobservable inputs (Level 3):

	<u>Level 3</u>
Balance, January 1, 2011	\$ 141,403
Actual return on assets	(3,425)
Transfers in (out)	10,596
Balance, December 31, 2011	<u>\$ 148,574</u>

The Company's other postretirement benefit plans are partially funded and the assets are held under various trusts. The investments and risk mitigation strategies for the plans are tailored specifically for each trust. In setting new strategic asset mixes, consideration is given to the likelihood that the selected mixes will effectively fund the projected plan liabilities, while aligning with the risk tolerance of the plans' fiduciaries. The Company periodically updates the long-term, strategic asset allocations and uses various analytics to determine the optimal asset mix and considers plan liability characteristics, liquidity characteristics, funding requirements, expected rates of return and the distribution of returns.

In June 2012, the Company implemented a de-risking strategy for one of the trusts within the plans to minimize volatility. As part of the de-risking strategy, the Company revised the asset allocations to increase the matching characteristics of assets relative to liabilities. The initial de-risking asset allocation for the plan was 60% return-generating assets and 40% liability-driven assets. The investment strategies and policies for the plan reflect a balance of liability driven and return-generating considerations. The objective of minimizing the volatility of assets relative to liabilities is addressed primarily through asset—liability matching, asset diversification and hedging. The fixed income target asset allocation matches the bond-like and long-dated nature of the postretirement liabilities. Assets are broadly diversified within asset classes to achieve risk-adjusted returns that in total lower asset volatility relative to the liabilities. The Company assesses the investment strategy regularly to ensure actual allocations are in line with target allocations as appropriate. Strategies to address the goal of ensuring sufficient assets to pay benefits include target allocations to a broad array of asset classes and, within asset classes, strategies are employed to provide adequate returns, diversification, and liquidity.

The assets of the Company's other trusts within the other postretirement benefit plans have been primarily invested in U.S. equities.

[Table of Contents](#)

The Company engages third party investment managers for all invested assets. Managers are not permitted to invest outside of the asset class (e.g., fixed income, equity, alternatives) or strategy for which they have been appointed. Investment management agreements and recurring performance and attribution analysis are used as tools to ensure investment managers invest solely within the investment strategy they have been provided. Futures and options may be used to adjust portfolio duration to align with a plan's targeted investment policy.

In order to minimize asset volatility relative to the liabilities, a portion of plan assets is allocated to fixed income investments that are exposed to interest rate risk. Increases in interest rates generally will result in a decline in the value of fixed income assets while reducing the present value of the liabilities. Conversely, rate decreases will increase fixed income assets, partially offsetting the related increase in the liabilities.

In order to ensure assets are sufficient to pay benefits, a portion of plan assets is allocated to growth assets (equity investments, high yield bonds and REITs) that are expected over time to earn higher returns with more volatility than fixed income investments that more closely match plan liabilities. Within equities, risk is mitigated by constructing a portfolio that is broadly diversified by geography, market capitalization, manager mandate size, investment style and process

Actual allocations to each asset class vary from target allocations due to periodic investment strategy updates, market value fluctuations, the length of time it takes to fully implement investment allocation, and the timing of benefit payments and contributions. The asset allocation is monitored and rebalanced on a quarterly basis, if necessary.

The fair values and asset allocations of postretirement benefit plan assets at December 31, 2012, by asset category, follow:

<u>Asset Category</u>	<u>Target Allocation 2013</u>	<u>Total</u>	<u>Quoted Prices in Active Markets for Identical Assets (Level 1)</u>	<u>Significant Observable Inputs (Level 2)</u>	<u>Significant Unobservable Inputs (Level 3)</u>	<u>Percentage of Plan Assets at December 31, 2012</u>
Cash	—	\$ 2,405	\$ 2,405	\$ —	—	—
Equity securities:						
U.S. large cap	29%	124,323	124,323	—	—	29%
U.S. small cap value	6%	26,965	26,965	—	—	6%
International	18%	77,837	38,647	39,190	—	18%
Emerging markets	6%	25,505	—	25,505	—	6%
Fixed income securities:	38%					38%
U.S. Treasury securities and government bonds	—	58,959	42,332	16,627	—	—
Corporate bonds	—	72,834	—	72,834	—	—
Long duration bond fund	—	1,273	1,273	—	—	—
US high yield bond fund	—	16,397	—	16,397	—	—
International bond fund	—	13,950	—	13,950	—	—
Future and option contracts (a)	—	1,410	1,410	—	—	—
REITs	3%	11,402	—	11,402	—	3%
<b>Total</b>	<b>100%</b>	<b>\$ 433,260</b>	<b>\$ 237,355</b>	<b>\$ 195,905</b>	<b>—</b>	<b>100%</b>

(a) Includes cash for margin requirements.

[Table of Contents](#)

The fair values and asset allocations of postretirement benefit plan assets at December 31, 2011, by asset category, follow:

<u>Asset Category</u>	<u>Target Allocation 2012</u>	<u>Total</u>	<u>Quoted Prices in Active Markets for Identical Assets (Level 1)</u>	<u>Significant Observable Inputs (Level 2)</u>	<u>Significant Unobservable Inputs (Level 3)</u>	<u>Percentage of Plan Assets at December 31, 2011</u>
Cash	—	\$ 10,196	\$ 10,196	\$ —	—	—
Equity securities:						
U.S. large cap	36%	136,625	136,625	—	—	36%
U.S. small cap value	12%	52,092	50,720	1,372	—	14%
International	22%	78,294	45,537	32,757	—	20%
Fixed income securities:	30%					30%
U.S. Treasury securities	—	12,897	12,897	—	—	—
Corporate Bonds	—	46,953	—	46,953	—	—
Mortgage-backed securities	—	45,613	—	45,613	—	—
<b>Total</b>	<b>100%</b>	<b>\$ 382,670</b>	<b>\$255,975</b>	<b>\$126,695</b>	<b>—</b>	<b>100%</b>

### Valuation Techniques Used to Determine Fair Value

**Cash**—Cash and investments with maturities of three months or less when purchased, including certain short-term fixed-income securities, are considered cash and are included in the recurring fair value measurements hierarchy as Level 1.

**Equity securities**—With respect to equity securities, the trustees obtain prices from pricing services, whose prices are obtained from direct feeds from market exchanges, which the Company is able to independently corroborate. Equity securities are valued based on quoted prices in active markets and categorized as Level 1. Certain equities such as small cap and emerging market securities are invested in commingled funds. These funds are valued to reflect the plan fund's interest in the fund based on the reported year-end net asset value. Since net asset value is not directly observable for the commingled funds, they are categorized as Level 2.

**Fixed-income securities**—The majority of U.S. Treasury securities and government bonds have been categorized in Level 1 because they trade in highly-liquid and transparent markets that the Company can corroborate. The fair values of corporate bonds, mortgage backed securities and certain government bonds and a guaranteed annuity contract are based on evaluated prices that reflect observable market information, such as actual trade information of similar securities and have been categorized as Level 2 because the valuations are calculated using models which utilize actively traded market data that the Company can corroborate. Certain other guaranteed annuity contracts are invested in a commingled fund and categorized as Level 3 because the investments are not publicly quoted. The fund administrator values the fund using the net asset value per fund share, derived from the quoted prices in active markets of the underlying securities. Since these valuation inputs are not highly observable, the commingled funds have been categorized as Level 3. Exchange-traded future and option positions are reported in accordance with changes in daily variation margin that is settled daily. Exchange-traded options and futures, for which market quotations are readily available, are valued at the last reported sale price or official closing price on the primary market or exchange on which they are traded and are classified in Level 1.

**REITs**—REITs are invested in commingled funds. Commingled funds are valued to reflect the plan fund's interest in the fund based on the reported year-end net asset value. Since the net asset value is not directly observable for the commingled funds, they are categorized as Level 2.

In 2011, after a review of the underlying pension investments, the Company began classifying certain international equity securities as Level 2 and Level 3.



[Table of Contents](#)

The fair value of plan assets is calculated by multiplying the fair value of each asset class at the balance sheet date by the projected market returns for that asset class. The following table provides a rollforward of the changes in the benefit obligation and plan assets for the most recent two years for all plans combined:

	Pension Benefits		Other Benefits	
	2012	2011	2012	2011
<b>Change in benefit obligation</b>				
Benefit obligation at January 1	\$ 1,401,954	\$ 1,285,456	\$ 620,366	\$ 590,187
Service cost	34,209	33,641	14,207	13,938
Interest cost	70,866	69,047	31,570	31,219
Plan participants' contributions	—	—	2,394	2,241
Amendments	0	0	(1,758)	0
Actuarial (gain) loss	178,267	55,743	43,321	4,826
Divestitures	(73)	0	(94)	0
Curtailments	(3,460)	0	0	0
Settlements	(14,701)	0	0	0
Gross benefits paid	(45,818)	(41,933)	(24,910)	(23,824)
Federal subsidy	—	—	1,986	1,779
Benefit obligation at December 31	<u>\$ 1,621,244</u>	<u>\$ 1,401,954</u>	<u>\$ 687,082</u>	<u>\$ 620,366</u>
<b>Change in Plan Assets</b>				
Fair value of plan assets at January 1	\$ 981,068	\$ 860,973	\$ 382,670	\$ 374,403
Actual return on plan assets	138,560	2,529	42,981	2,619
Employer contributions	99,408	159,499	30,002	27,231
Plan participants' contributions	—	—	2,394	2,241
Settlements	(10,799)	0	0	0
Divestitures	(4,722)	0	123	0
Benefits paid	(45,818)	(41,933)	(24,910)	(23,824)
Fair value of plan assets at December 31	<u>\$ 1,157,697</u>	<u>\$ 981,068</u>	<u>\$ 433,260</u>	<u>\$ 382,670</u>
Funded status at December 31	<u>\$ (463,547)</u>	<u>\$ (420,886)</u>	<u>\$ (253,822)</u>	<u>\$ (237,696)</u>
<b>Amounts recognized in the balance sheet consist of:</b>				
Noncurrent asset	\$ 0	\$ 0	\$ 377	\$ 0
Current liability	(1,900)	(1,909)	(52)	(33)
Noncurrent liability	(461,647)	(418,977)	(254,147)	(237,663)
Net amount recognized	<u>\$ (463,547)</u>	<u>\$ (420,886)</u>	<u>\$ (253,822)</u>	<u>\$ (237,696)</u>
Asset (liability) of discontinued operations included in net amount recognized above	<u>\$ 0</u>	<u>\$ (6,979)</u>	<u>\$ 0</u>	<u>\$ (577)</u>

[Table of Contents](#)

The following table provides the components of the Company's accumulated other comprehensive income and regulatory assets that have not been recognized as components of periodic benefit costs as of December 31:

	Pension Benefits		Other Benefits	
	2012	2011	2012	2011
Net actuarial loss	\$483,626	\$409,129	\$ 183,087	\$ 164,305
Prior service cost (credit)	5,142	5,858	(16,708)	(16,864)
Net amount recognized	\$488,768	\$414,987	\$166,379	\$ 147,441
Regulatory assets	\$294,136	\$248,663	\$166,379	\$ 147,441
Accumulated other comprehensive income	194,632	166,324	—	—
	\$488,768	\$414,987	\$166,379	\$ 147,441

At December 31, 2012 and 2011, the projected benefit obligation, accumulated benefit obligation and fair value of plan assets for pension plans with a projected obligation in excess of plan assets were as follows:

	Projected Benefit Obligation Exceeds the Fair Value of Plans' Assets	
	2012	2011
Projected benefit obligation	\$ 1,621,000	\$ 1,402,000
Fair value of plan assets	1,158,000	981,000
	Accumulated Benefit Obligation Exceeds the Fair Value of Plans' Assets	
	2012	2011
Accumulated benefit obligation	\$ 1,472,000	\$ 1,257,000
Fair value of plan assets	1,158,000	981,000

The accumulated postretirement benefit obligation exceeds plan assets for all of the Company's other postretirement benefit plans.

In August 2006, the Pension Protection Act ("PPA") was signed into law in the U.S. The PPA replaces the funding requirements for defined benefit pension plans by requiring that defined benefit plans contribute to 100% of the current liability funding target over seven years. Defined benefit plans with a funding status of less than 80% of the current liability are defined as being "at risk" and additional funding requirements and benefit restrictions may apply. The PPA was effective for the 2008 plan year with short-term phase-in provisions for both the funding target and at-risk determination. The Company's qualified defined benefit plan is currently funded above the at-risk threshold, and therefore the Company expects that the plans will not be subject to the "at risk" funding requirements of the PPA. The Company is proactively monitoring the plan's funded status and projected contributions under the new law to appropriately manage the potential impact on cash requirements.

Minimum funding requirements for the qualified defined benefit pension plan are determined by government regulations and not by accounting pronouncements. The Company plans to contribute amounts at least equal to the greater of the minimum required contributions or the normal cost in 2013 to the qualified pension plans. The Company plans to contribute to its 2013 other postretirement benefit cost for rate-making purposes.

[Table of Contents](#)

Information about the expected cash flows for the pension and postretirement benefit plans is as follows:

	<u>Pension Benefits</u>	<u>Other Benefits</u>
2013 expected employer contributions		
To plan trusts	\$67,075	\$27,985
To plan participants	1,900	78

The Company made 2013 contributions to fund pension benefits and other benefits of \$22,450 and \$7,624, respectively, through February 2013.

The following table reflects the net benefits expected to be paid from the plan assets or the Company's assets:

	<u>Pension Benefits</u>	<u>Other Benefits</u>	
	<u>Expected Benefit Payments</u>	<u>Expected Benefit Payments</u>	<u>Expected Federal Subsidy Payments</u>
2013	\$ 58,530	\$ 27,213	\$ 2,009
2014	64,302	29,904	2,180
2015	69,787	32,631	2,349
2016	75,106	35,415	2,526
2017	80,279	38,204	2,728
2018—2022	468,791	227,251	16,813

Because the above amounts are net benefits, plan participants' contributions have been excluded from the expected benefits.

Accounting for pensions and other postretirement benefits requires an extensive use of assumptions about the discount rate, expected return on plan assets, the rate of future compensation increases received by the Company's employees, mortality, turnover and medical costs. Each assumption is reviewed annually. The assumptions are selected to represent the average expected experience over time and may differ in any one year from actual experience due to changes in capital markets and the overall economy. These differences will impact the amount of pension and other postretirement benefit expense that the Company recognizes.

[Table of Contents](#)

The significant assumptions related to the Company's pension and other postretirement benefit plans are as follows:

	Pension Benefits			Other Benefits		
	2012	2011	2010	2012	2011	2010
<b>Weighted-average assumptions used to determine December 31 benefit obligations</b>						
Discount rate	4.17%	5.02%	5.32%	4.16%	5.05%	5.27%
Rate of compensation increase	3.19%	3.25%	3.50%	N/A	N/A	N/A
Medical trend	N/A	N/A	N/A	graded from 7.25% in 2012 to 5% in 2019+	graded from 7.5% in 2012 to 5% in 2019+	graded from 8% in 2011 to 5% in 2017+
<b>Weighted-average assumptions used to determine net periodic cost</b>						
Discount rate	5.02%	5.32%	5.93%	5.05%	5.27%	5.82%
Expected return on plan assets	7.75%	7.90%	7.90%	7.41%	7.60%	7.60%
Rate of compensation increase	3.25%	3.50%	4.00%	N/A	N/A	N/A
Medical trend	N/A	N/A	N/A	graded from 7.50% in 2012 to 5% in 2019+	graded from 8% in 2011 to 5% in 2017+	graded from 8.5% in 2010 to 5% in 2017+

N/A—Assumption is not applicable.

The discount rate assumption was determined for the pension and postretirement benefit plans independently. At year end 2011, the Company began using an approach that approximates the process of settlement of obligations tailored to the plans' expected cash flows by matching the plans' cash flows to the coupons and expected maturity values of individually selected bonds. The yield curve was developed for a universe containing the majority of U.S.-issued AA-graded corporate bonds, all of which were non callable (or callable with make-whole provisions). Historically, for each plan, the discount rate was developed as the level equivalent rate that would produce the same present value as that using spot rates aligned with the projected benefit payments.

The expected long-term rate of return on plan assets is based on historical and projected rates of return, prior to administrative and investment management fees, for current and planned asset classes in the plans' investment portfolios. Assumed projected rates of return for each of the plans' projected asset classes were selected after analyzing historical experience and future expectations of the returns and volatility of the various asset classes. Based on the target asset allocation for each asset class, the overall expected rate of return for the portfolio was developed, adjusted for historical and expected experience of active portfolio management results compared to the benchmark returns and for the effect of expenses paid from plan assets. The Company's pension expense increases as the expected return on assets decreases.

Assumed health care cost trend rates have a significant effect on the amounts reported for the other postretirement benefit plans. The health care cost trend rate is based on historical rates and expected market conditions. A one-percentage-point change in assumed health care cost trend rates would have the following effects:

	One- Percentage- Point Increase	One- Percentage- Point Decrease
Effect on total of service and interest cost components	\$ 7,253	\$ 5,928
Effect on other postretirement benefit obligation	\$96,894	\$79,971

[Table of Contents](#)

The following table provides the components of net periodic benefit costs for the years ended December 31:

	2012	2011	2010
<b>Components of net periodic pension benefit cost</b>			
Service cost	\$ 34,209	\$ 33,641	\$ 30,675
Interest cost	70,866	69,047	67,602
Expected return on plan assets	(79,272)	(72,109)	(56,751)
Amortization of:			
Prior service cost (credit)	723	722	322
Actuarial (gain) loss	29,636	18,551	17,902
Settlement loss	7,135	0	0
Net periodic pension benefit cost	<u>\$ 63,297</u>	<u>\$ 49,852</u>	<u>\$ 59,750</u>
<b>Other changes in plan assets and benefit obligations recognized in other comprehensive income, net of tax</b>			
Amortization of prior service credit (cost)	\$ (176)	\$ (175)	\$ (79)
Current year actuarial (gain) loss	26,425	30,497	11,836
Amortization of actuarial gain (loss)	(7,301)	(4,504)	(4,368)
Total recognized in other comprehensive income	<u>\$ 18,948</u>	<u>\$ 25,818</u>	<u>\$ 7,389</u>
Total recognized in net periodic benefit cost and comprehensive income	<u>\$ 82,245</u>	<u>\$ 75,670</u>	<u>\$ 67,139</u>
<b>Components of net periodic other postretirement benefit cost</b>			
Service cost	\$ 14,207	\$ 13,938	\$ 14,663
Interest cost	31,570	31,219	32,149
Expected return on plan assets	(28,711)	(28,779)	(24,372)
Amortization of:			
Transition obligation (asset)	0	0	173
Prior service cost (credit)	(1,915)	(1,924)	(1,180)
Actuarial (gain) loss	9,537	7,133	8,159
Other	(696)	0	0
Net periodic other postretirement benefit cost	<u>\$ 23,992</u>	<u>\$ 21,587</u>	<u>\$ 29,592</u>

The Company's policy is to recognize curtailments when the total expected future service of plan participants is reduced by greater than 10% due to an event that results in terminations and/or retirements.

The estimated amounts that will be amortized from accumulated other comprehensive income and regulatory assets into net periodic benefit cost in 2013 are as follows:

	Pension Benefits	Other Benefits
Actuarial (gain) loss	\$ 37,171	\$ 10,993
Prior service cost (credit)	724	(2,189)
Total	<u>\$37,895</u>	<u>\$ 8,804</u>

**Savings Plans for Employees**

The Company maintains 401(k) savings plans that allow employees to save for retirement on a tax-deferred basis. Employees can make contributions that are invested at their direction in one or more funds. The Company makes matching contributions based on a percentage of an employee's contribution, subject to certain limitations. Due to the Company's discontinuing new entrants into the defined benefit pension plan, on January 1, 2006 the

[Table of Contents](#)

Company began providing an additional 5.25% of base pay defined contribution benefit for union employees hired on or after January 1, 2001 and non-union employees hired on or after January 1, 2006. Plan expenses totaled \$8,091 for 2012, \$7,273 for 2011, and \$6,998 for 2010, respectively. All of the Company's contributions are invested in one or more funds at the direction of the employee.

**Note 15: Commitments and Contingencies**

The Company is routinely involved in legal actions incident to the normal conduct of its business. At December 31, 2012, the Company has accrued approximately \$2,200 as probable costs and it is reasonably possible that additional losses could range up to \$27,300 for these matters. For certain matters, the Company is unable to estimate possible losses. The Company believes that damages or settlements, if any, recovered by plaintiffs in such claims or actions will not have a material adverse effect on the Company's results of operations, financial position or cash flows.

The Company enters into agreements for the provision of services to water and wastewater facilities for the United States military, municipalities and other customers. The Company's military services agreements expire between 2051 and 2060 and have remaining performance commitments as measured by estimated remaining contract revenue of \$1,934,035 at December 31, 2012. The military contracts are subject to customary termination provisions held by the U.S. Federal Government prior to the agreed upon contract expiration. The Company's Operations and Maintenance agreements with municipalities and other customers expire between 2013 and 2048 and have remaining performance commitments as measured by estimated remaining contract revenue of \$1,018,391 at December 31, 2012. Some of the Company's long-term contracts to operate and maintain a municipality's, federal government's or other party's water or wastewater treatment and delivery facilities include responsibility for certain maintenance for some of those facilities, in exchange for an annual fee. Unless specifically required to perform certain maintenance activities, the maintenance costs are recognized when the maintenance is performed.

Commitments have been made in connection with certain construction programs. The estimated capital expenditures required under legal and binding contractual obligations amounted to \$116,023 at December 31, 2012.

The Company's regulated subsidiaries maintain agreements with other water purveyors for the purchase of water to supplement their water supply. The Company's subsidiaries purchased water expense under these types of agreements amounted to approximately \$115,426, \$104,384 and \$103,898 during the years ended December 31, 2012, 2011 and 2010, respectively. The estimated annual commitment related to the minimum quantities of water purchased is expected to approximate \$47,790 in 2013, \$48,220 in 2014, \$48,188 in 2015, \$44,210 in 2016, \$37,841 in 2017 and \$410,112 thereafter.

[Table of Contents](#)**Note 16: Earnings per Common Share**

Earnings per share is calculated using the two-class method. The two-class method is an earnings allocation formula that determines earnings per share for each class of common stock and participating security. The Company has participating securities related to restricted stock units, granted under the Company's 2007 Omnibus Equity Compensation Plan, that earn dividend equivalents on an equal basis with common shares. In applying the two-class method, undistributed earnings are allocated to both common shares and participating securities. The following is a reconciliation of the Company's income from continuing operations, income (loss) from discontinued operations and net income and weighted-average common shares outstanding for calculating basic earnings per share:

	Years Ended December 31,		
	2012	2011	2010
Basic			
Income from continuing operations	\$ 374,250	\$ 304,929	\$ 255,072
Income (loss) from discontinued operations, net of tax	(16,180)	4,684	12,755
Net income	358,070	309,613	267,827
Less: Distributed earnings to common shareholders	214,541	158,708	150,724
Less: Distributed earnings to participating securities	86	68	51
Undistributed earnings	143,443	150,837	117,052
Undistributed earnings allocated to common shareholders	143,385	150,772	117,014
Undistributed earnings allocated to participating securities	58	65	38
Total income from continuing operations available to common shareholders, basic	\$ 374,106	\$ 304,796	\$ 254,983
Total income available to common shareholders, basic	<u>\$ 357,926</u>	<u>\$ 309,480</u>	<u>\$ 267,738</u>
Weighted-average common shares outstanding, basic	<u>176,445</u>	<u>175,484</u>	<u>174,833</u>
Basic earnings per share: (a)			
Income from continuing operations	\$ 2.12	\$ 1.74	\$ 1.46
Income (loss) from discontinued operations, net of tax	\$ (0.09)	\$ 0.03	\$ 0.07
Net income	<u>\$ 2.03</u>	<u>\$ 1.76</u>	<u>\$ 1.53</u>

(a) Amounts may not sum due to rounding.

[Table of Contents](#)

Diluted earnings per common share is based on the weighted-average number of common shares outstanding adjusted for the dilutive effect of common stock equivalents related to the restricted stock units, stock options, and employee stock purchase plan. The dilutive effect of the common stock equivalents is calculated using the treasury stock method and expected proceeds on vesting of the restricted stock units, exercise of the stock options and purchases under the employee stock purchase plan. The following is a reconciliation of the Company's income from continuing operations, income (loss) from discontinued operations and net income and weighted-average common shares outstanding for calculating diluted earnings per share:

	Years Ended December 31,		
	2012	2011	2010
<b>Diluted</b>			
Total income from continuing operations available to common shareholders, basic	\$ 374,106	\$ 304,796	\$ 254,983
Income (loss) from discontinued operations, net of tax	(16,180)	4,684	12,755
Total income available to common shareholders, basic	357,926	309,480	267,738
Undistributed earnings allocated to participating securities	58	65	38
Total income from continuing operations available to common shareholders, diluted	\$ 374,164	\$ 304,861	\$ 255,021
Total income available to common shareholders, diluted	<u>\$ 357,984</u>	<u>\$ 309,545</u>	<u>\$ 267,776</u>
Weighted-average common shares outstanding, basic	176,445	175,484	174,833
Restricted stock units	618	556	264
Stock options	607	490	26
Employee stock purchase plan	1	1	1
Weighted-average common shares outstanding, diluted	<u>177,671</u>	<u>176,531</u>	<u>175,124</u>
<b>Diluted earnings per share: (a)</b>			
Income from continuing operations	\$ 2.11	\$ 1.73	\$ 1.46
Income (loss) from discontinued operations, net of tax	\$ (0.09)	\$ 0.03	\$ 0.07
Net income	<u>\$ 2.01</u>	<u>\$ 1.75</u>	<u>\$ 1.53</u>

(a) Amounts may not sum due to rounding.

The following potentially dilutive common stock equivalents were not included in the earnings per share calculations for the years ended December 31 because they were anti-dilutive:

	2012	2011	2010
Stock options	619	711	1,781
Restricted stock units where certain performance conditions were not met	19	22	69

**Note 17: Fair Values of Financial Instruments**

The following methods and assumptions were used by the Company in estimating its fair value disclosures for financial instruments:

Current assets and current liabilities—The carrying amounts reported in the Consolidated Balance Sheets for current assets and current liabilities, including revolving credit debt, due to the short-term maturities and variable interest rates, approximate their fair values.



[Table of Contents](#)

Preferred stock with mandatory redemption requirements and long-term debt—The fair values of preferred stock with mandatory redemption requirements and long-term debt are determined by a valuation model which is based on a conventional discounted cash flow methodology and utilizes assumptions of current market rates. As a majority of the Company's debts do not trade in active markets, the Company calculated a base yield curve using a risk-free rate (a U.S. Treasury securities yield curve) plus a credit spread that is based on the following two factors: an average of the Company's own publicly-traded debt securities and the current market rates for U.S. Utility BBB+ debt securities. The Company used these yield curve assumptions to derive a base yield and then adjusted the base yield for specific features of the debt securities of call features, coupon tax treatment and collateral.

The carrying amounts (including fair value adjustments previously recognized in acquisition purchase accounting) and fair values of the financial instruments are as follows:

Recurring Fair Value Measures	Carrying Amount	At Fair Value as of December 31, 2012			Total
		Level 1	Level 2	Level 3	
Preferred stocks with mandatory redemption requirements	\$ 20,511	\$ 0	\$ 0	\$ 27,263	\$ 27,263
Long-term debt (excluding capital lease obligations)	5,303,729	2,400,847	1,677,776	2,252,272	6,330,895

As of December 31, 2011	Carrying Amount	Fair Value
Preferred stocks with mandatory redemption requirements	\$ 22,036	\$ 26,458
Long-term debt (excluding capital lease obligations)	5,366,642	6,230,547

**Fair Value Measurements**

To increase consistency and comparability in fair value measurements, FASB guidance establishes a fair value hierarchy that prioritizes the inputs to valuation techniques used to measure fair value into three levels as follows:

- Level 1—quoted prices (unadjusted) in active markets for identical assets or liabilities that the Company has the ability to access as of the reporting date. Financial assets and liabilities utilizing Level 1 inputs include active exchange-traded equity securities, exchange-based derivatives, mutual funds and money market funds.
- Level 2—inputs other than quoted prices included within Level 1 that are directly observable for the asset or liability or indirectly observable through corroboration with observable market data. Financial assets and liabilities utilizing Level 2 inputs include fixed income securities, non-exchange-based derivatives, commingled investment funds not subject to purchase and sale restrictions and fair-value hedges.
- Level 3—unobservable inputs, such as internally-developed pricing models for the asset or liability due to little or no market activity for the asset or liability. Financial assets and liabilities utilizing Level 3 inputs include infrequently-traded non-exchange-based derivatives and commingled investment funds subject to purchase and sale restrictions.

[Table of Contents](#)**Recurring Fair Value Measurements**

The following table presents assets and liabilities measured and recorded at fair value on a recurring basis and their level within the fair value hierarchy as of December 31, 2012 and 2011, respectively:

<u>Recurring Fair Value Measures</u>	<u>At Fair Value as of December 31, 2012</u>			
	<u>Level 1</u>	<u>Level 2</u>	<u>Level 3</u>	<u>Total</u>
<b>Assets:</b>				
Restricted funds	\$ 40,547	\$ —	—	\$40,547
Rabbi trust investments	—	481	—	481
Deposits	2,103	—	—	2,103
Mark-to-market derivative asset	—	7,909	—	7,909
Total assets	<u>42,650</u>	<u>8,390</u>	<u>—</u>	<u>51,040</u>
<b>Liabilities:</b>				
Deferred compensation obligation	—	10,237	—	10,237
Total liabilities	<u>—</u>	<u>10,237</u>	<u>—</u>	<u>10,237</u>
Total net assets (liabilities)	<u>\$42,650</u>	<u>\$ (1,847)</u>	<u>—</u>	<u>\$ 40,803</u>
<u>Recurring Fair Value Measures</u>	<u>At Fair Value as of December 31, 2011</u>			
	<u>Level 1</u>	<u>Level 2</u>	<u>Level 3</u>	<u>Total</u>
<b>Assets:</b>				
Restricted funds	\$57,941	\$ —	—	\$ 57,941
Rabbi trust investments	—	518	—	518
Deposits	2,287	—	—	2,287
Mark-to-market derivative asset	—	5,824	—	5,824
Total assets	<u>60,228</u>	<u>6,342</u>	<u>—</u>	<u>66,570</u>
<b>Liabilities:</b>				
Deferred compensation obligation	—	9,036	—	9,036
Total liabilities	<u>—</u>	<u>9,036</u>	<u>—</u>	<u>9,036</u>
Total net assets (liabilities)	<u>\$ 60,228</u>	<u>\$ (2,694)</u>	<u>—</u>	<u>\$ 57,534</u>

Restricted funds—The Company's restricted funds primarily represent proceeds received from financings for the construction and capital improvement of facilities and from customers for future services under operations and maintenance projects. The proceeds of these financings are held in escrow until the designated expenditures are incurred. Restricted funds expected to be released within twelve months subsequent to year end are classified as current.

Rabbi trust investments—The Company's rabbi trust investments consist primarily of fixed income investments from which supplemental executive retirement plan benefits are paid. The Company includes these assets in other long-term assets.

Deposits—Deposits include escrow funds and certain other deposits held in trust. The Company includes cash deposits in other current assets.

Deferred compensation obligations—The Company's deferred compensation plans allow participants to defer certain cash compensation into notional investment accounts. The Company includes such plans in other long-term liabilities. The value of the Company's deferred compensation obligations is based on the market value of the participants' notional investment accounts. The notional investments are comprised primarily of mutual funds, which are based on observable market prices.

[Table of Contents](#)

Mark-to-market derivative asset and liability—The Company utilizes fixed-to-floating interest-rate swaps, typically designated as fair-value hedges, to achieve a targeted level of variable-rate debt as a percentage of total debt. The Company uses a calculation of future cash inflows and estimated future outflows, which are discounted, to determine the current fair value. Additional inputs to the present value calculation include the contract terms, counterparty credit risk, interest rates and market volatility.

See Note 14 for the Company's fair value of qualified pension and postretirement welfare plans' assets.

**Non-recurring Fair Value Measurements**

As discussed in Note 7, the Company recognized continuing operations goodwill impairment charges of \$0 for each of the years ended December 31, 2012, 2011 and 2010, respectively. The Company's goodwill valuation model includes significant unobservable inputs and falls within Level 3 of the fair value hierarchy.

**Note 18: Operating Leases**

The Company has entered into operating leases involving certain facilities and equipment. Rental expenses of continuing operations under operating leases were \$28,149 for 2012, \$32,752 for 2011 and \$36,264 for 2010. The operating leases for facilities will expire over the next 20 years and the operating leases for equipment will expire over the next five years. Certain operating leases have renewal options ranging from one to five years.

At December 31, 2012, the minimum annual future rental commitment under operating leases that have initial or remaining non-cancelable lease terms in excess of one year are \$17,163 in 2013, \$16,632 in 2014, \$12,473 in 2015, \$10,004 in 2016, \$9,128 in 2017 and \$96,735 thereafter.

The Company has a series of agreements with various public entities (the "Partners") to establish certain joint ventures, commonly referred to as "public-private partnerships." Under the public-private partnerships, the Company constructed utility plant, financed by the Company, and the Partners constructed utility plant (connected to the Company's property), financed by the Partners. The Company agreed to transfer and convey some of its real and personal property to the Partners in exchange for an equal principal amount of Industrial Development Bonds ("IDBs"), issued by the Partners under a state Industrial Development Bond and Commercial Development Act. The Company leased back the total facilities, including portions funded by both the Company and the Partners, under leases for a period of 40 years.

The leases related to the portion of the facilities funded by the Company have required payments from the Company to the Partners that approximate the payments required by the terms of the IDBs from the Partners to the Company (as the holder of the IDBs). As the ownership of the portion of the facilities constructed by the Company will revert back to the Company at the end of the lease, the Company has recorded these as capital leases. The lease obligation and the receivable for the principal amount of the IDBs are presented by the Company on a net basis. The gross cost of the facilities funded by the Company recognized as a capital lease asset was \$158,565 and \$159,211 at December 31, 2012 and 2011, respectively, which is presented within utility plant. The future payments under the lease obligations are equal to and offset by the payments receivable under the IDBs.

At December 31, 2012, the minimum annual future rental commitment under the operating leases for the portion of the facilities funded by the Partners that have initial or remaining non-cancelable lease terms in excess of one year included in the preceding minimum annual rental commitments are \$3,706 in 2013, \$3,696 in 2014 through 2017, and \$80,807 thereafter.

[Table of Contents](#)**Note 19: Related Party Transactions**

One of the Company's Directors was employed by an electrical utility that supplies electricity and electrical services to the Company's subsidiaries in Ohio, Pennsylvania, and New Jersey. The Director retired from that electrical utility effective March 31, 2010. The Company purchased, from various subsidiaries of this electrical utility, approximately \$3,225 of such services in the first quarter of 2010.

**Note 20: Segment Information**

The Company has two operating segments referred to as the Regulated Businesses and Market-Based Operations segments. The Company's chief operating decision maker regularly reviews the operating results of the Regulated Businesses and Market-Based Operations segments to assess segment performance and allocate resources. The evaluation of segment performance and the allocation of resources are based on several measures. The measure that is most consistent with that used by management is income from continuing operations before income tax.

The Regulated Businesses segment includes the Company's 17 utility subsidiaries in continuing operations that provide water and wastewater services to customers in 16 U.S. states. With the exception of one company, each of these public utility subsidiaries is subject to regulation by public utility commissions and local governments. In addition to providing similar products and services and being subject to the public utility regulatory environment, each of the regulated subsidiaries has similar economic characteristics, production processes, types and classes of customers and water distribution or wastewater collection processes. Each of these companies is also subject to both federal and state regulation regarding the quality of water distributed and the discharge of wastewater residuals.

The Market-Based Operations segment is comprised of market-based businesses that provide a broad range of market-based water and wastewater services and products including homeowner water and sewer line maintenance services, water and wastewater facility operations and maintenance services, granular carbon technologies and products for cleansing water and wastewater and wastewater residuals management services.

[Table of Contents](#)

The accounting policies of the segments are the same as those described in the summary of significant accounting policies. (See Note 2) The Regulated Businesses and Market-Based Operations segment information includes intercompany costs that are allocated by American Water Works Service Company, Inc. and intercompany interest that is charged by AWCC, which are eliminated to reconcile to the consolidated results of operations. Inter-segment revenues, which are primarily recorded at cost plus mark-up that approximates current market prices, include carbon regeneration services and leased office space, furniture and equipment provided by the Company's market-based subsidiaries to its regulated subsidiaries. Other includes corporate costs that are not allocated to the Company's subsidiaries, eliminations of inter-segment transactions, fair value adjustments and associated income and deductions related to the Acquisitions that have not been allocated to the segments for evaluation of segment performance and allocation of resource purposes. The adjustments related to the Acquisitions are reported in Other, as they are excluded from segment performance measures evaluated by management. The following table includes the Company's summarized segment information:

	As of or for the Year Ended December 31, 2012			
	Regulated Businesses	Market-Based Operations	Other	Consolidated
Net operating revenues	\$ 2,564,434	\$ 330,329	\$ (17,874)	\$ 2,876,889
Depreciation and amortization	349,629	6,661	25,213	381,503
Total operating expenses, net	1,685,734	288,099	(21,917)	1,951,916
Income from continuing operations before income taxes	649,117	45,817	(63,676)	631,258
Total assets	12,680,856	260,255	1,777,865	14,718,976
Capital expenditures	921,500	7,074	0	928,574
Capital expenditures of discontinued operations (included in above)	2,884	0	0	2,884

	As of or for the Year Ended December 31, 2011			
	Regulated Businesses	Market-Based Operations	Other	Consolidated
Net operating revenues	\$ 2,368,891	\$ 327,815	\$ (30,470)	\$ 2,666,236
Depreciation and amortization	321,540	6,822	23,459	351,821
Total operating expenses, net	1,609,276	290,768	(36,944)	1,863,100
Income from continuing operations before income taxes	535,445	39,324	(71,089)	503,680
Total assets	12,843,820	256,110	1,676,461	14,776,391
Assets of discontinued operations (included in total assets above)	904,391	0	25,467	929,858
Capital expenditures	920,210	4,648	0	924,858
Capital expenditures of discontinued operations (included in above)	21,052	86	0	21,138

[Table of Contents](#)

	As of or for the Year Ended December 31, 2010			
	Regulated Businesses	Market-Based Operations	Other	Consolidated
Net operating revenues	\$ 2,285,656	\$ 294,723	\$ (25,344)	\$ 2,555,035
Depreciation and amortization	301,087	7,014	22,163	330,264
Total operating expenses, net	1,587,963	269,059	(30,109)	1,826,913
Income from continuing operations before income taxes	478,629	30,416	(79,621)	429,424
Total assets	12,290,798	240,718	1,554,730	14,086,246
Assets of discontinued operations (included in total assets above)	911,905	6,590	19,210	937,705
Capital expenditures	758,150	7,486	0	765,636
Capital expenditures of discontinued operations (included in above)	26,725	143	0	26,868

**Note 21: Unaudited Quarterly Data**

The following table sets forth certain supplemental unaudited consolidated quarterly financial data for each of the four quarters in the years ended December 31, 2012 and 2011, respectively. The operating results for any quarter are not indicative of results that may be expected for a full year or any future periods.

	First Quarter	Second Quarter	Third Quarter	Fourth Quarter
	(In thousands, except per share data)			
<b>2012</b>				
Operating revenues	\$618,554	\$745,607	\$831,815	\$680,913
Operating income	159,738	270,632	327,640	166,963
Income from continuing operations	49,252	116,663	154,111	54,224
Net income	41,754	107,026	153,812	55,478
Basic earnings per common share:				
Income from continuing operations	\$ 0.28	\$ 0.66	\$ 0.87	\$ 0.31
Net income	\$ 0.24	\$ 0.61	\$ 0.87	\$ 0.31
Diluted earnings per common share:				
Income from continuing operations	\$ 0.28	\$ 0.66	\$ 0.87	\$ 0.30
Net income	\$ 0.24	\$ 0.60	\$ 0.86	\$ 0.31
<b>2011</b>				
Operating revenues	\$596,715	\$668,873	\$760,869	\$639,779
Operating income	143,250	201,395	281,408	177,083
Income from continuing operations	40,699	74,817	128,495	60,918
Net income	26,233	81,110	137,422	64,848
Basic earnings per common share:				
Income from continuing operations	\$ 0.23	\$ 0.43	\$ 0.73	\$ 0.35
Net income	\$ 0.15	\$ 0.46	\$ 0.78	\$ 0.37
Diluted earnings per common share:				
Income from continuing operations	\$ 0.23	\$ 0.42	\$ 0.73	\$ 0.34
Net income	\$ 0.15	\$ 0.46	\$ 0.78	\$ 0.37

Amounts may not sum due to rounding; per share amounts may not sum due to changes in shares outstanding during the year.

[Table of Contents](#)**ITEM 9. CHANGES IN AND DISAGREEMENTS WITH ACCOUNTANTS ON ACCOUNTING AND FINANCIAL DISCLOSURE**

None

**ITEM 9A. CONTROLS AND PROCEDURES*****Disclosure Controls and Procedures***

American Water Works Company, Inc. maintains disclosure controls and procedures that are designed to ensure that information required to be disclosed in its reports filed or submitted under the Securities Exchange Act of 1934 (“the Exchange Act”) is recorded, processed, summarized and reported, within the time periods specified in the SEC’s rules and forms, and that such information is accumulated and communicated to management, including the Chief Executive Officer and the Chief Financial Officer, to allow timely decisions regarding required disclosure.

Our management, including the Chief Executive Officer and the Chief Financial Officer, conducted an evaluation of the effectiveness of our disclosure controls and procedures (as defined in Rules 13a-15(e) of the Exchange Act) as of December 31, 2012 pursuant to 15d-15(e) under the Exchange Act.

Based on that evaluation, our Chief Executive Officer and Chief Financial Officer have concluded that, as of December 31, 2012, our disclosure controls and procedures were effective at a reasonable level of assurance. Our disclosure controls and procedures are designed to provide reasonable assurance that the information required to be disclosed by us in the reports we file or submit under the Exchange Act is recorded, processed, summarized and reported within the time periods specified in the SEC’s rules and forms.

***Management’s Report on Internal Control over Financial Reporting***

Our management is responsible for establishing and maintaining adequate internal control over financial reporting, as such term is defined in Exchange Act Rule 13a-15(f). Our internal control over financial reporting is a process designed by or under the supervision of our Chief Executive Officer and Chief Financial Officer to provide reasonable assurance regarding the reliability of financial reporting and the preparation of financial statements for external purposes in accordance with generally accepted accounting principles. Our internal control over financial reporting includes those policies and procedures that: (1) pertain to the maintenance of records that in reasonable detail accurately and fairly reflect our transactions and dispositions of our assets; (2) provide reasonable assurance that transactions are recorded as necessary to permit preparation of the financial statements in accordance with generally accepted accounting principles, and that our receipts and expenditures are being made only in accordance with authorizations of our management and our directors; (3) provide reasonable assurance regarding prevention or timely detection of unauthorized acquisition, use or disposition of our assets that could have a material effect on the financial statements.

Because of its inherent limitations, internal control over financial reporting may not prevent or detect misstatements. Also, projections of any evaluation of effectiveness to future periods are subject to the risk that controls may become inadequate because of changes in conditions, or that the degree of compliance with the policies or procedures may deteriorate.

Our management, including our Chief Executive Officer and the Chief Financial Officer, assessed the effectiveness of our internal control over financial reporting, as of December 31, 2012, using the criteria described in *Internal Control—Integrated Framework* issued by the Committee of Sponsoring Organizations of the Treadway Commission (COSO).

Based on our evaluation under the framework in *Internal Control—Integrated Framework* issued by COSO, our management concluded that our internal control over financial reporting was effective as of December 31, 2012.

[Table of Contents](#)

The effectiveness of our internal control over financial reporting as of December 31, 2012 has been audited by PricewaterhouseCoopers LLP, an independent registered public accounting firm, as stated in their report appearing in Part II, Item 8 of this Annual Report on Form 10-K.

**ITEM 9B. OTHER INFORMATION**

None.



[Table of Contents](#)**PART III****ITEM 10. DIRECTORS, EXECUTIVE OFFICERS OF THE REGISTRANT AND CORPORATE GOVERNANCE**

The information required by this item and not given below, is incorporated by reference in the Company's Proxy Statement for the 2013 Annual Meeting of Stockholders, to be filed with the Securities and Exchange Commission within 120 days following the end of the fiscal year covered by this report, under the captions entitled "Nominees for Election as Directors," "Information Relative to the Board of Directors and Committees of the Board of Directors," "Section 16(a) Beneficial Ownership Reporting Compliance," and "Code of Ethics and Corporate Governance Guidelines."

We have adopted a Code of Ethics, which applies to directors and employees. The full text of the Code of Ethics is publicly available on our website at <http://www.amwater.com>. We intend to post on our website any amendments to certain provisions of our Code of Ethics and any waivers of such provisions granted to principal officers.

<u>Name</u>	<u>Age</u>	<u>Office and Employment During Last Ten Years</u>
Jeffrey Sterba	57	<p>Mr. Sterba has been our President and Chief Executive Officer since August 2010. Prior to joining American Water, Mr. Sterba served as Chairman and CEO of PNM Resources, Inc., the parent company of Public Service Company of New Mexico (PNM), Texas-New Mexico Power Company (TNMP) and First Choice Power, from 2000 until March 2010. Mr. Sterba previously served as Non-Executive Chairman of PNM Resources until retiring from the PNM Resources board in December 2011. After joining PNM in 1977, he held a succession of positions including Executive Vice President and Chief Operating Officer, Senior Vice President Bulk Power Services, Senior Vice President Asset Restructuring, Senior Vice President Retail Electric &amp; Water Services and Vice President Revenue Management. From 1998 to 2000, Mr. Sterba was Executive Vice President of United States Enrichment Corporation (USEC), a global energy company headquartered in Maryland.</p> <p>He has served as the chair of Edison Electric Institute, the national association of shareholder owned utilities, and chair of the Electric Power Research Institute, a global non-profit center for energy and environment research. He serves on the board of directors of the Meridian Institute and previously served on the board of directors of the U.S. Chamber of Commerce.</p>
Ellen C. Wolf	59	<p>Ms. Wolf has been our Senior Vice President and Chief Financial Officer since March 2006 and served as a member of our board of directors from March 2006 until August 2007. Ms. Wolf's career began in the accounting firm of Deloitte Haskins &amp; Sells. From 1987 through 1999, Ms. Wolf held various positions in corporate accounting, finance and business development for Bell Atlantic and several of its subsidiaries, including Bell Atlantic Enterprises International, Bell Atlantic Mobile, and Bell Atlantic Corporation. From 1999 through 2003, Ms. Wolf was employed by us as Vice President and Chief Financial Officer. Prior to re-joining us, Ms. Wolf served as Senior Vice President and Chief Financial Officer of USEC Inc., a global energy company, a position she held beginning in December 2003. Ms. Wolf also serves on the board of directors of Airgas, Inc., where she serves on the audit committee. In addition, Ms. Wolf is on the board of directors of the Philadelphia Zoo.</p>

[Table of Contents](#)

<u>Name</u>	<u>Age</u>	<u>Office and Employment During Last Ten Years</u>
Walter J. Lynch	50	Mr. Lynch has served as our President and Chief Operating Officer of Regulated Operations since March 2010, and President of Regulated Operations since July 2008. Prior to that date, he served as Executive Vice President, Eastern Division. He also served as president of New Jersey American Water, Long Island American Water and our Northeast Region. Mr. Lynch joined us in 2001 and served as President of our Products and Services Group, where he was responsible for overseeing our Market-Based Operations. Prior to this, he was President of the Southwest Region of American Water Services. Mr. Lynch has more than 20 years of experience in engineering, sales and marketing, operations and business development. Before joining us, he was involved with various start-up and growth organizations in the environmental industry. Mr. Lynch worked for Mobil Oil Corporation following his departure from the United States Army where he attained the rank of Captain. In addition, Mr. Lynch is on the board of directors of the National Association of Water Companies and serves on its Executive Committee.
Kellye L. Walker	46	Ms. Walker has been our Chief Administrative Officer since September 2010, and Senior Vice President, General Counsel and Secretary since January 2010. From February 2007 to June 2009, Ms. Walker served as Senior Vice President and General Counsel of Diageo North America, Inc., the largest operating company of Diageo plc. From February 2003 to December 2006, Ms. Walker served as Senior Vice President, General Counsel and Secretary of BJ's Wholesale Club, Inc., a leading warehouse club operator. Ms. Walker also served as a partner with the law firm of Hill & Barlow in Boston, Massachusetts, and as a partner and/or associate with the law firms of Chaffe, McCall, Phillips, Toler & Sarpy in New Orleans, Louisiana, and Boulton, Cummings, Connors & Berry in Nashville, Tennessee.
Mark Chesla	53	Mr. Chesla has been our Vice President and Controller since November 2007. From 2001 to November 2007, Mr. Chesla was Vice President and Controller of Oglethorpe Power Corporation, in Atlanta, Georgia, where he served as that company's chief accounting officer. In this capacity he was responsible for all aspects of the accounting, internal financial management, regulatory and SEC reporting functions. Mr. Chesla was Vice President, Administration/Controller of SouthStar Energy Services LLC, in Atlanta, Georgia, from 1998 to 2001. Earlier, he held management positions with several other companies, including Piedmont Natural Gas Co., Inc., Aegis Technologies, Inc., Deloitte & Touche LLP and Carolina Power & Light Company.
Mark F. Strauss	61	Mr. Strauss has been our Senior Vice President of Corporate Strategy and Business Development since September 2010. From December 2006, until his new appointment in September 2010, Mr. Strauss was President of American Water Enterprises, managing our Market-Based Operations. Previously, Mr. Strauss was President and Chief Executive Officer of our Applied Water Management Group, which provides customized water and wastewater management solutions to real estate developers, industrial clients and small to midsized communities nationwide. Mr. Strauss joined Applied Water Management Group in 1997 as Corporate Counsel and Secretary. He was promoted to Chief Operating Officer in 2002, a position he held until his appointment as Division President and Chief Executive Officer in 2003. Earlier, he served as Vice President and General Counsel of Vizzoni Brothers Construction, Inc. Mr. Strauss serves as a director of Skylands Community Bank. Mr. Strauss was also an associate at the law firms of Ozzard, Rizzolo, Klein, Mauro & Savo and Toolan, Romond, Abbot and Domenichetti.

[Table of Contents](#)

<u>Name</u>	<u>Age</u>	<u>Office and Employment During Last Ten Years</u>
Nick O. Rowe	55	Mr. Rowe has been the Senior Vice President of our Central Division since November 2011. From January 2009 until his new appointment in November 2011, Mr. Rowe was Senior Vice President of our Eastern Division, and from 2006 to January 2011, he was President of Kentucky American Water. From 2005 to 2006, he served as Vice President of Service Delivery Operations for the Southeast Region of American Water. From 2003 to 2005, he served as Vice President, Business Change for American Water in New Jersey, and from 1998 to 2003, Mr. Rowe was Vice President of Operations for Kentucky American Water. From 1987 to 1998, he served in various management positions with responsibility for the day-to-day operations of American Water facilities in several states including Virginia, West Virginia, and Pennsylvania. Mr. Rowe is involved with various regulatory agencies and civic and professional organizations. He is also a member of the American Water Works Association and the National Association of Water Companies.
Kathy L. Pape	60	Ms. Pape has been our Senior Vice President, Mid-Atlantic Division since November 2011, and President of Pennsylvania American Water since July 2007. From 1999 to 2007, Ms. Pape served as Senior Vice President, Treasurer and Rate Counsel for Aqua America, Inc. with responsibility for all financing activities, billing, rates and regulatory filings, budgeting and long-range planning. From 1994 to 1999, Ms. Pape was employed by us as Regional Counsel and Finance Manager, where her responsibilities included rates and regulatory affairs, finance, budgeting and customer service for 10 states. Prior to 1994, Ms. Pape was Vice President and Corporate Counsel for General Waterworks Management and Service Co., Assistant Counsel to the Pennsylvania Public Utility Commission and Assistant Consumer Advocate for the Pennsylvania Office of Consumer Advocate.
William D. Rogers	52	Mr. Rogers has been our Vice President and Treasurer since October 2010. From 2005 to 2010, he was Chief Financial Officer for NV Energy, an investor-owned utility in Las Vegas, Nevada. From 2005 to 2007, he also served as NV Energy's Vice President of Finance, Risk and Tax and as Corporate Treasurer. Before joining NV Energy, Mr. Rogers was a managing director of capital markets for both Merrill Lynch and JPMorgan Chase in New York.
John R. Bigelow	58	Mr. Bigelow has been our Senior Vice President of Business Services since November 2011. From 2007 until his new appointment in November 2011, Mr. Bigelow was President of New Jersey American Water (NJAWC). Mr. Bigelow joined American Water in 1994 and held a number of senior management positions during his tenure, including American Water's Senior Vice President of Regulatory Programs and Enterprise Risk Management. From December 2003 to February 2006, Mr. Bigelow served as American Water's Chief Financial Officer, Vice President and Treasurer of New Jersey American Water, and Director, Vice President and Treasurer of New Jersey American Resources Co. Mr. Bigelow began his career with GPU System Companies, where he spent 18 years in various leadership roles in the finance area. Mr. Bigelow is also a board and/or committee member of Drexel MBA Career Services Advisory Board, NJAWC, William J. Hughes Center for Public Policy, and NJUA (New Jersey Utilities Association).

[Table of Contents](#)

<u>Name</u>	<u>Age</u>	<u>Office and Employment During Last Ten Years</u>
Sharon Cameron	56	Ms. Cameron has been president of American Water Enterprises, our Market-Based Operations, since September 2010. She also serves as President of American Water Resources, Inc., a business she has been leading since 2002. Prior to joining American Water, Ms. Cameron was principal of Marketing Solutions, a marketing consulting firm she launched in 1998, and was a consultant to American Water on the Homeowner Services business. Previously, Ms. Cameron served as vice president of Marketing and Sales at Comcast Corporation (New Jersey), senior marketing manager at Menley & James Laboratories, and marketing manager at Campbell Soup Company.
David K. Baker	56	Mr. Baker has been President of New Jersey American Water and Senior Vice President of the Northeast Division since November 2011. From March 2010 until his new appointment in November 2011, Mr. Baker was Senior Vice President of our Western Division. Mr. Baker joined American Water in 1995, and served as President of both Indiana American Water and Michigan American Water from January 2007 until March 2010. His previous leadership roles included serving as Vice President of Business Development for the Central Region and Eastern Division Manager for Illinois-American Water. Prior to joining American Water, Mr. Baker served as Division President/General Manager of Waste Management of Kentucky for ten years.
Mark S. Smith	53	Mr. Smith has been our Vice President and Chief Information Officer since September 2012. From 2008 to 2012, Mr. Smith served as our ITS Senior Director, Business Application Development & Project Management Office. Prior to joining American Water, Mr. Smith, held several roles with Siemens and Shared Medical Systems (pre-acquisition) over a course of 23 years, including Group Manager of Management Information Systems and Director of the Shared Services Office where he was responsible for enterprise and system level architecture definition, administration and implementation for internal development as well as custom commercial applications.
Suzann Boylan	51	Ms. Boylan has been our Vice President of Human Resources since April 2012. From November 2008 to April 2012, she was Chief Human Resources Officer for Radian Group, Inc. From September 1998 to April 2008, she was employed by State Street Corporation, where she provided strategic leadership as Senior Vice President and Chief Administrative Officer of Human Resources. She also held a number of roles within Human Resources at biopharmaceutical firm Covance, ADP and Citicorp.
Maureen Duffy	43	Ms. Duffy has been our Vice President of Corporate Communications and External Affairs since September 2011. From June 2011 to September 2011, Ms. Duffy served as the Executive Director of Corporate Communications and External Affairs. From September 2008 to June 2011, Ms. Duffy served as Director of External Communications, and from July 2006 until September 2008, she served as Director of Internal Communications. From November 1999 to July 2006, she held various positions with New Jersey American Water, which included Government Affairs/Media Specialist, Communications Manager and Director of Corporate Communications. Prior to joining American Water, Ms. Duffy reported and produced news for WNJN/WNET-TV.

[Table of Contents](#)

Effective April 1, 2013, Susan N. Story will become our Senior Vice President and Chief Financial Officer.

Ms. Story has been employed for over 30 years by Southern Company, which owns and operates electric utilities in four states, and also is engaged in electric wholesale generation and telecommunications, including both wireless and wireline, fiber optic communications. Since January 2011, she has served as the President and Chief Executive Officer of Southern Company Services, which provides shared services for all of Southern Company's subsidiaries, including information technology and cyber security efforts, human resources, procurement and supply chain management, marketing services, customer research and system transportation functions. From 2003 to December 2010, she was the President and Chief Executive Officer of Gulf Power Company, an electric utility serving the northwestern portion of Florida.

**ITEM 11. EXECUTIVE COMPENSATION**

Information required by this item is incorporated by reference in the Company's Proxy Statement for the 2013 Annual Meeting of Stockholders, under the captions entitled "Executive Compensation," "Compensation Discussion and Analysis," "Compensation Committee Report" and "Director Compensation."

**ITEM 12. SECURITY OWNERSHIP OF CERTAIN BENEFICIAL OWNERS AND MANAGEMENT AND RELATED STOCKHOLDER MATTERS**

Information required by this item setting forth the security ownership of certain beneficial owners and management is incorporated by reference in the Company's Proxy Statement for the 2013 Annual Meeting of Stockholders, under the caption entitled "Security Ownership of Principal Stockholders and Management" and the "Equity Compensation Plan" table appearing under the caption "Long-Term Equity Incentive Compensation."

**ITEM 13. CERTAIN RELATIONSHIPS AND RELATED TRANSACTIONS AND DIRECTOR INDEPENDENCE**

Information required by this item is incorporated by reference in the Company's Proxy Statement for the 2013 Annual Meeting of Stockholders, under the captions entitled "Certain Relationships and Related Transactions" and "Director Independence."

**ITEM 14. PRINCIPAL ACCOUNTANT FEES AND SERVICES**

Information required by this item is incorporated by reference in the Company's Proxy Statement for the 2013 Annual Meeting of Stockholders, under the caption entitled "Independent Registered Public Accounting Fees and Services."

**ITEM 15. EXHIBITS AND FINANCIAL STATEMENT SCHEDULES**

Financial statement schedules have been omitted since they are either not required or are not applicable as the information is otherwise included in the financial statements or notes thereto.



[Table of Contents](#)**EXHIBIT INDEX**

<u>Exhibit Number</u>	<u>Exhibit Description</u>
3.1	Restated Certificate of Incorporation of American Water Works Company, Inc. (incorporated by reference to Exhibit 3.1 to American Water Works Company, Inc.'s Quarterly Report on Form 10-Q, File No. 001-34028, filed November 6, 2008.)
3.2	Amended and Restated Bylaws of American Water Works Company, Inc. (incorporated by reference to Exhibit 3.2 to American Water Works Company, Inc.'s Form 8-K, File No. 001-34028, filed January 5, 2010).
4.1	Indenture, dated as of October 22, 2007 between American Water Capital Corp. and Wells Fargo Bank, National Association (incorporated by reference to Exhibit 4.4 to American Water Capital Corp.'s Registration Statement on Form S-4, File No. 333-148284, and American Water Works Company, Inc.'s Registration Statement on Form S-4, File No. 333-148284-01, filed December 21, 2007).
10.1	Credit Agreement, dated October 29, 2012, between American Water Capital Corp., each of the initial lenders named therein as Lenders, Wells Fargo Bank, N.A. as administrative agent, JP Morgan Chase Bank, N.A., as syndication agent and PNC Bank, N.A. and The Royal Bank of Scotland plc, as co-documentation agents. (incorporated by reference to Exhibit 99.1 to American Water Works Company, Inc.'s Form 8-K File No. 001-34028, filed on October 31, 2012).
10.2	Support Agreement, dated June 22, 2000, together with First Amendment to Support Agreement, dated June 22, 2009, by and between American Water Works Company, Inc. and American Water Capital Corp. (incorporated by reference to Exhibit 10.3 to American Water Capital Corp.'s Registration Statement on Form S-1, File No. 333-145757-01, and American Water Works Company, Inc.'s Registration Statement on Form S-1, File No. 333-145757, filed October 11, 2007).
10.3	Employment Agreement between Ellen C. Wolf and American Water Works Company, Inc., dated February 15, 2008 (incorporated by reference to Exhibit 10.5 to American Water Works Company, Inc.'s Registration Statement on Form S-1, File No. 333-145725, filed March 6, 2008).
10.4	Employment Agreement between Jeffrey E. Sterba and American Water Works Company, Inc., dated March 26, 2012 (incorporated by reference to Exhibit 99.1 to American Water Works Company, Inc.'s Form 8-K, File No. 001-34028, filed March 30, 2012).
10.5	Employment Agreement between Kellye L. Walker and American Water Works Company, Inc., dated December 21, 2009 (incorporated by reference to Exhibit 10.2 to American Water Works Company, Inc.'s Form 10-Q, File No. 001-34028, filed May 4, 2011).
10.6	Amended and Restated American Water Works Company, Inc. Executive Retirement Plan, dated as of March 1, 2007 (incorporated by reference to Exhibit 10.8 to American Water Capital Corp.'s Registration Statement on Form S-1, File No. 333-145757-01, and American Water Works Company, Inc.'s Registration Statement on Form S-1, File No. 333-145757, filed October 11, 2007).

[Table of Contents](#)

<u>Exhibit Number</u>	<u>Exhibit Description</u>
10.7	Amended and Restated American Water Works Company, Inc. Deferred Compensation Plan, dated as of January 1, 2001 (incorporated by reference to Exhibit 10.9 to American Water Capital Corp.'s Registration Statement on Form S-1, File No. 333-145757-01, and American Water Works Company, Inc.'s Registration Statement on Form S-1, File No. 333-145757, filed October 11, 2007).
10.8	Amended and Restated American Water Works Company, Inc. Nonqualified Employee Stock Purchase Plan, dated as of December 10, 2010 (incorporated by reference to Exhibit 10.12 to American Water Works Company, Inc.'s Form 10-K, File No. 001-34028, filed February 25, 2011).
10.9	American Water Works Company, Inc. Executive Severance Policy, dated as of December 16, 2008 (incorporated by reference to Exhibit 10.1 to American Water Works Company, Inc.'s Form 10-Q, File No. 001-34028, filed November 3, 2010).
10.10.1	American Water Works Company, Inc. 2007 Omnibus Equity Compensation Plan (incorporated by reference to Exhibit 10.22 to American Water Works Company, Inc.'s Registration Statement on Form S-1, File No. 333-145725, filed March 31, 2008).
10.10.2	American Water Works Company, Inc. 2007 Omnibus Equity Compensation Plan First Restricted Stock Unit Grant Form for ML1-ML3 Employees (incorporated by reference to Exhibit 10.26 to American Water Works Company, Inc.'s Registration Statement on S-4/A, filed on May 6, 2008).
10.10.3	American Water Works Company, Inc. 2007 Omnibus Equity Compensation Plan 2010 Performance Stock Unit Grant Form A for ML1-ML5 Employees (incorporated by reference to Exhibit 10.1 to American Water Works Company, Inc.'s Form 10-Q, File No. 001-34028, filed May 4, 2010).
10.10.4	American Water Works Company, Inc. 2007 Omnibus Equity Compensation Plan 2010 Performance Stock Unit Grant Form B for ML1-ML5 Employees (incorporated by reference to Exhibit 10.2 to American Water Works Company, Inc.'s Form 10-Q, File No. 001-34028, filed May 4, 2010).
10.10.5	American Water Works Company, Inc. 2007 Omnibus Equity Compensation Plan 2010 Performance Stock Unit Grant Form C for ML1-ML5 Employees (incorporated by reference to Exhibit 10.3 to American Water Works Company, Inc.'s Form 10-Q, File No. 001-34028, filed May 4, 2010).
10.10.6	American Water Works Company, Inc. 2007 Omnibus Equity Compensation Plan 2010 Nonqualified Stock Option Grant for ML1-ML5 Employees (incorporated by reference to Exhibit 10.4 to American Water Works Company, Inc.'s Form 10-Q, File No. 001-34028, filed May 4, 2010). Add nature of performance grant.
10.10.7	American Water Works Company, Inc. 2007 Omnibus Equity Compensation Plan 2010 Form of Stock Unit Grant Agreement for Non-Employee Directors (incorporated by reference to Exhibit 10.3 to American Water Works Company, Inc.'s Form 10-Q, File No. 001-34028, filed August 4, 2010).
10.10.8	American Water Works Company, Inc. 2007 Omnibus Equity Compensation Plan September 2010 Form of Stock Unit Grant Agreement for Non-Employee Directors (incorporated by reference to Exhibit 10.2 to American Water Works Company, Inc.'s Form 10-Q, File No. 001-34028, filed November 3, 2010).



[Table of Contents](#)

<u>Exhibit Number</u>	<u>Exhibit Description</u>
10.10.9	American Water Works Company, Inc. 2007 Omnibus Equity Compensation Plan 2011 Nonqualified Stock Option Grant for ML1 – L5 Employees (incorporated by reference to Exhibit 10.3 to American Water Works Company, Inc.’s Form 10-Q, File No. 001-34028, filed May 4, 2011).
10.10.10	American Water Works Company, Inc. 2007 Omnibus Equity Compensation Plan 2011 Performance Stock Unit Grant Form A for ML1 – L5 (incorporated by reference to Exhibit 10.4 to American Water Works Company, Inc.’s Form 10-Q, File No. 001-34028, filed May 4, 2011).
10.10.11	American Water Works Company, Inc. 2007 Omnibus Equity Compensation Plan 2011 Performance Stock Unit Grant Form B for ML1 – L5 (incorporated by reference to Exhibit 10.5 to American Water Works Company, Inc.’s Form 10-Q, File No. 001-34028, filed May 4, 2011).
10.10.12	American Water Works Company, Inc. 2007 Omnibus Equity Compensation Plan 2011 Form of Stock Unit Grant Agreement for Non-Employee Directors (incorporated by reference to Exhibit 10.2 to American Water Works Company, Inc.’s Form 10-Q, File No. 001-34028, filed August 3, 2011).
10.10.13	American Water Works Company, Inc. 2007 Omnibus Equity Compensation Plan Stock Unit Grant Form for Non-Employee Directors (incorporated by reference to Exhibit 10.2 to American Water Works Company, Inc.’s Quarterly Report on Form 10-Q, File No. 001-34028, filed August 6, 2009).
10.11	2010 American Water Annual Incentive Plan Highlights Brochure (incorporated by reference to Exhibit 10.2 to American Water Works Company, Inc.’s Form 10-Q, File No. 001-34028, filed August 4, 2010).
10.12	2011 American Water Annual Incentive Plan Highlights Brochure (incorporated by reference to Exhibit 10.1 to American Water Works Company, Inc.’s Form 10-Q, File No. 001-34028, filed May 4, 2011).
10.13	2012 American Water Annual Incentive Plan Highlights Brochure (incorporated by reference to Exhibit 10.1 to American Water Works Company, Inc.’s Form 8-K, File No. 001-34028, filed May 2, 2012).
10.14	Nonqualified Savings and Deferred Compensation Plan for Employees of American Water Works Company, Inc. and Its Designated Subsidiaries, as amended and restated, effective as of January 1, 2009 (incorporated by reference to Exhibit 10.37 to American Water Works Company, Inc.’s Registration Statement on Form S-1, File No. 333-155245, filed November 18, 2008).
10.15	Nonqualified Deferred Compensation Plan for Non-Employee Directors of American Water Works Company, Inc., as amended and restated, effective as of January 1, 2009 (incorporated by reference to Exhibit 10.38 to American Water Works Company, Inc.’s Registration Statement on Form S-1, File No. 333-155245, filed November 18, 2008).
*21.1	Subsidiaries of American Water Works Company, Inc.
*23.1	Consent of PricewaterhouseCoopers LLP.
*31.1	Certification of Jeffrey E. Sterba, President and Chief Executive Officer, pursuant to Section 302 of the Sarbanes-Oxley Act.
*31.2	Certification of Ellen C. Wolf, Senior Vice President and Chief Financial Officer, pursuant to Section 302 of the Sarbanes-Oxley Act.
*32.1	Certification of Jeffrey E. Sterba, President and Chief Executive Officer, pursuant to Section 906 of the Sarbanes-Oxley Act.

[Table of Contents](#)

<u>Exhibit Number</u>	<u>Exhibit Description</u>
*32.2	Certification of Ellen C. Wolf, Senior Vice President and Chief Financial Officer, pursuant to Section 906 of the Sarbanes-Oxley Act.
*101	The following financial statements from American Water Works Company, Inc.'s Annual Report on Form 10-K for the period ended December 31, 2012, formatted in XBRL (eXtensible Business Reporting Language): (i) the Consolidated Balance Sheets; (ii) the Consolidated Statements of Operations and Comprehensive Income; (iii) the Consolidated Statements of Cash Flows; (iv) the Consolidated Statements of Changes in Stockholders' Equity; and (v) the Notes to Consolidated Financial Statements.

\* filed herewith

Instruments defining the rights of holders of certain issues of long-term debt of the Company and certain of its consolidated subsidiaries have not been filed as exhibits to this report because the authorized principal amount of any one of such issues does not exceed 10% of the consolidated total assets of the Company's consolidated total assets. The Company agrees to furnish a copy of each of such instrument to the Securities and Exchange Commission upon request.

## American Water Works Company, Inc.'s Subsidiaries

As of February 21, 2013

<u>Entity Name</u>	<u>Entity Type</u>	<u>Domestic Jurisdiction</u>
AAET, INC.	Corporation	Delaware
American Lake Water Company	Corporation	Illinois
American Water – Acciona Agua LLC	Limited Liability Company	Delaware
American Water (USA), Inc.	Corporation	Delaware
American Water Canada Corp.	Corporation	Ontario
American Water Capital Corp.	Corporation	Delaware
American Water Carbon Services Corp.	Corporation	Ontario
American Water Engineering, Inc.	Corporation	New Jersey
American Water Enterprises Holding, Inc.	Corporation	Delaware
American Water Enterprises, Inc.	Corporation	Delaware
American Water Industrials, Inc.	Corporation	Delaware
American Water Operations and Maintenance, Inc.	Corporation	Texas
American Water Resources Holdings, Inc.	Corporation	Delaware
American Water Resources of Florida, Inc.	Corporation	Delaware
American Water Resources of Texas, Inc.	Corporation	Delaware
American Water Resources, Inc.	Corporation	Virginia
American Water Services CDM, Inc.	Corporation	Washington
American Water Services Underground Infrastructure Corp.	Corporation	Ontario
American Water Services, LLC	Limited Liability Company	Delaware
American Water Works Company, Inc.	Corporation	Delaware
American Water Works Service Company, Inc.	Corporation	Delaware
AW Contract Services (Canada), Inc.	Corporation	Federally Chartered
AW Contract Services (USA), Inc.	Corporation	Delaware
AW Contract Services Holding, Inc.	Corporation	Delaware
AW Technologies Incorporated	Corporation	Delaware
Bluefield Valley Water Works Company	Corporation	Virginia
Braemar Acres Limited	Corporation	Ontario
California-American Water Company	Corporation	California
E'Town LLC	Limited Liability Company	Delaware
Edison Water Company	Corporation	New Jersey
EMC American Water Canada, Inc.	Corporation	Federally Chartered
EMC Batesille, LLC	Limited Liability Company	Missouri
EMC of St. Charles County, LLC	Limited Liability Company	Missouri
Environmental Management Corporation	Corporation	Missouri
E'Town Properties, Inc.	Corporation	Delaware
E'Town Services, LLC	Limited Liability Company	New Jersey
Hawaii-American Water Company	Corporation	Nevada
Illinois-American Water Company	Corporation	Illinois
Indiana-American Water Company, Inc.	Corporation	Indiana
Iowa-American Water Company	Corporation	Delaware
Kentucky-American Water Company	Corporation	Kentucky
Laurel Oak Properties Corporation	Corporation	Delaware
Liberty Water Company	Corporation	New Jersey
Maryland-American Water Company	Corporation	Maryland
Michigan-American Water Company	Corporation	Michigan

---

Missouri-American Water Company	Corporation	Missouri
Mobile Residuals Management (USA), Inc.	Corporation	Delaware
Mobile Residuals Management, Inc.	Corporation	Ontario
New Jersey-American Water Company, Inc.	Corporation	New Jersey
New York American Water Company, Inc.	Corporation	New York
OMI/Thames Water Stockton, Inc.	Corporation	Delaware
Pennsylvania-American Water Company	Corporation	Pennsylvania
Philip Automated Management Controls, Inc.	Corporation	Georgia
Prism-Berlie (Windsor) Limited	Corporation	Ontario
Rialto Water Services, LP	Limited Partnership	Delaware
Tennessee-American Water Company	Corporation	Tennessee
Terratec Environmental LTD.	Corporation	Ontario
Texas-American Water Company	Corporation	Texas
TWH LLC	Limited Liability Company	Delaware
TWNA, Inc.	Corporation	Delaware
Virginia-American Water Company	Corporation	Virginia
West Virginia-American Water Company	Corporation	West Virginia

CONSENT OF INDEPENDENT REGISTERED PUBLIC ACCOUNTING FIRM

We hereby consent to the incorporation by reference in the Registration Statement on Form S-8 (Nos. 333-168543 and 333-150381) and Form S-3 (Nos. 333-165624 and 333-181155) of American Water Works Company, Inc. of our report dated March 1, 2013 relating to the financial statements and the effectiveness of internal control over financial reporting, which appears in this Form 10-K.

/s/ PricewaterhouseCoopers LLP  
Philadelphia, Pennsylvania  
March 1, 2013

**CERTIFICATION OF PRINCIPAL EXECUTIVE OFFICER**

I, Jeffrey Sterba, certify that:

1. I have reviewed this annual report on Form 10-K of American Water Works Company, Inc.;
2. Based on my knowledge, this report does not contain any untrue statement of a material fact or omit to state a material fact necessary to make the statements made, in light of the circumstances under which such statements were made, not misleading with respect to the period covered by this report;
3. Based on my knowledge, the consolidated financial statements, and other financial information included in this report, fairly present in all material respects the financial condition, results of operations and cash flows of the registrant as of, and for, the periods presented in this report;
4. The registrant's other certifying officer and I are responsible for establishing and maintaining disclosure controls and procedures (as defined in Exchange Act Rules 13a-15(e) and 15d-15(e)) and internal control over financial reporting (as defined in Exchange Act Rules 13a-15(f) and 15d-15(f)) for the registrant and have:
  - a) Designed such disclosure controls and procedures, or caused such disclosure controls and procedures to be designed under our supervision, to ensure that material information relating to the registrant, including its consolidated subsidiaries, is made known to us by others within those entities, particularly during the period in which this report is being prepared;
  - b) Designed such internal control over financial reporting, or caused such internal control over financial reporting to be designed under our supervision, to provide reasonable assurance regarding the reliability of financial reporting and the preparation of financial statements for external purposes in accordance with generally accepted accounting principles;
  - c) Evaluated the effectiveness of the registrant's disclosure controls and procedures and presented in this report our conclusions about the effectiveness of the disclosure controls and procedures, as of the end of the period covered by this report based on such evaluation; and
  - d) Disclosed in this report any change in the registrant's internal control over financial reporting that occurred during the registrant's most recent fiscal quarter (the registrant's fourth fiscal quarter in the case of an annual report) that has materially affected, or is reasonably likely to materially affect, the registrant's internal control over financial reporting; and
5. The registrant's other certifying officer and I have disclosed, based on our most recent evaluation of internal control over financial reporting, to the registrant's auditors and the audit committee of the registrant's board of directors (or persons performing the equivalent functions):
  - a) all significant deficiencies and material weaknesses in the design or operation of internal control over financial reporting which are reasonably likely to adversely affect the registrant's ability to record, process, summarize and report financial information; and
  - b) any fraud, whether or not material, that involves management or other employees who have a significant role in the registrant's internal control over financial reporting.

Date: March 1, 2013

<sup>ny</sup> /s/ JEFFRY STERBA

Jeffrey Sterba  
President and Chief Executive Officer  
(Principal Executive Officer)

**CERTIFICATION OF PRINCIPAL FINANCIAL OFFICER AND CHIEF ACCOUNTING OFFICER**

I, Ellen C. Wolf, certify that:

1. I have reviewed this annual report on Form 10-K of American Water Works Company, Inc.;
2. Based on my knowledge, this report does not contain any untrue statement of a material fact or omit to state a material fact necessary to make the statements made, in light of the circumstances under which such statements were made, not misleading with respect to the period covered by this report;
3. Based on my knowledge, the consolidated financial statements, and other financial information included in this report, fairly present in all material respects the financial condition, results of operations and cash flows of the registrant as of, and for, the periods presented in this report;
4. The registrant's other certifying officer and I are responsible for establishing and maintaining disclosure controls and procedures (as defined in Exchange Act Rules 13a-15(e) and 15d-15(e)) and internal control over financial reporting (as defined in Exchange Act Rules 13a-15(f) and 15d-15(f)) for the registrant and have:
  - a) Designed such disclosure controls and procedures, or caused such disclosure controls and procedures to be designed under our supervision, to ensure that material information relating to the registrant, including its consolidated subsidiaries, is made known to us by others within those entities, particularly during the period in which this report is being prepared;
  - b) Designed such internal control over financial reporting, or caused such internal control over financial reporting to be designed under our supervision, to provide reasonable assurance regarding the reliability of financial reporting and the preparation of financial statements for external purposes in accordance with generally accepted accounting principles;
  - c) Evaluated the effectiveness of the registrant's disclosure controls and procedures and presented in this report our conclusions about the effectiveness of the disclosure controls and procedures, as of the end of the period covered by this report based on such evaluation; and
  - d) Disclosed in this report any change in the registrant's internal control over financial reporting that occurred during the registrant's most recent fiscal quarter (the registrant's fourth fiscal quarter in the case of an annual report) that has materially affected, or is reasonably likely to materially affect, the registrant's internal control over financial reporting; and
5. The registrant's other certifying officer and I have disclosed, based on our most recent evaluation of internal control over financial reporting, to the registrant's auditors and the audit committee of the registrant's board of directors (or persons performing the equivalent functions):
  - a) all significant deficiencies and material weaknesses in the design or operation of internal control over financial reporting which are reasonably likely to adversely affect the registrant's ability to record, process, summarize and report financial information; and
  - b) any fraud, whether or not material, that involves management or other employees who have a significant role in the registrant's internal control over financial reporting.

Date: March 1, 2013

<sup>ny</sup> /S/ ELLEN C. WOLF

---

Ellen C. Wolf  
Senior Vice President and Chief Financial Officer  
(Principal Financial and Accounting Officer)

AMERICAN WATER WORKS COMPANY, INC.  
CERTIFICATION PURSUANT TO  
RULE 13a-14(b) UNDER THE SECURITIES EXCHANGE ACT AND  
18 U.S.C. SECTION 1350,

I, Jeffrey Sterba, President and Chief Executive Officer of American Water Works Company, Inc. (the "Company"), hereby certify that, based on my knowledge:

- (1) The Company's Annual Report on Form 10-K for the fiscal year ended December 31, 2012 (the "Report") fully complies with the requirements of Section 13(a) or 15(d) of the Securities Exchange Act of 1934 as amended; and
- (2) The information contained in the Report fairly presents, in all material respects, the financial condition and results of operations of the Company.

By: /s/ JEFFRY STERBA

Jeffrey Sterba  
President and Chief Executive Officer  
(Principal Executive Officer)

March 1, 2013



AMERICAN WATER WORKS COMPANY, INC.  
CERTIFICATION PURSUANT TO  
RULE 13a-14(b) UNDER THE SECURITIES EXCHANGE ACT AND  
18 U.S.C. SECTION 1350,

I, Ellen C. Wolf, Senior Vice President and Chief Financial Officer, of American Water Works Company, Inc. (the "Company"), hereby certify that, based on my knowledge:

- (1) The Company's Annual Report on Form 10-K for the fiscal year ended December 31, 2012 (the "Report") fully complies with the requirements of Section 13(a) or 15(d) of the Securities Exchange Act of 1934 as amended; and
- (2) The information contained in the Report fairly presents, in all material respects, the financial condition and results of operations of the Company.

By: /s/ ELLEN C. WOLF

Ellen C. Wolf

Senior Vice President and Chief Financial Officer  
(Principal Financial and Accounting Officer)

March 1, 2013



**KENTUCKY-AMERICAN WATER COMPANY  
CASE NO. 2012-00520  
LEXINGTON-FAYETTE URBAN COUNTY GOVERNMENT'S  
FIRST REQUEST FOR INFORMATION**

---

**Witness: Linda C. Bridwell**

9. How many public fire hydrants are projected to be in use during the forecasted test period? How many of these hydrants are projected to be billed to Lexington?
- (a) Please provide a list of all of the ratepayers located in the Central Division (other than Lexington) who pay for any public fire hydrants.

**Response:**

The number of public fire hydrants projected in the forecasted test period is 7,366. The filing does not break out the number that is projected to be billed to Lexington.

- (a) Please refer to the attached for the list of ratepayers (other than Lexington) who pay for any public fire hydrants.

**Supplemental Response:**

The number of public fire hydrants projected in the forecasted test period is 7,445. The filing does not break out the number that is projected to be billed to Lexington.

**KENTUCKY-AMERICAN WATER COMPANY  
CASE NO. 2012-00520  
LEXINGTON-FAYETTE URBAN COUNTY GOVERNMENT'S  
FIRST REQUEST FOR INFORMATION**

---

**Witness:**     **Linda C. Bridwell**

- 10.**    Is the Public Fire Service Revenue component of the cost of service study comprised of anything other than the total number of public fire hydrants and the tariff (KAWC Exhibit 36, Schedule A; KAWC Exhibit 37, Schedule M-3))?
- (a)    What is the total number of public fire hydrants in the base period?
  - (b)    What is the total number of public fire hydrants in the forecasted test year?
  - (c)    It appears that the number of public fire hydrants in the test year is less than the number of public fire hydrants in the base period (Exhibit 37, Schedule M-3). What is the basis for this? If this is an error, please provide a revised cost of service study and/or schedules.

**Response:**

No.

- (a)    The total number of public fire hydrants in the base period is 7,398.
- (b)    The total number of public fire hydrants reflected in the Company's original filing is 7,366. In addition, please refer to part c of this request.
- (c)    The number of public fire hydrants is calculated by dividing the forecasted public fire revenue by the amount per hydrant, not a forecasted number of hydrants multiplied by the revenue per hydrant. This original forecasted level was based on a flat projection from 2011 and was not appropriately updated. The Company plans to add an additional 15 hydrants to the base period hydrants of 7,398. The resulting difference is 47 hydrants that will be added to the forecasted test year which results in an increase in revenues of \$21,342. This will be reflected in the Base Period update Kentucky American will make in the case.

**Supplemental Response:**

No.

- (a)    The total number of public fire hydrants in the base period is 7,422.

- (b) The total number of public fire hydrants reflected in the Company's original filing is 7,366. The Company has revised the forecast to include 7,445 hydrants. In addition, please refer to part c of this request.
- (c) The number of public fire hydrants is calculated by dividing the forecasted public fire revenue by the amount per hydrant, not a forecasted number of hydrants multiplied by the revenue per hydrant. This original forecasted level was based on a flat projection from 2011 and was not appropriately updated. The Company plans to add an additional 23 hydrants to the base period hydrants of 7,422. The additional hydrants will increase revenue by \$33,038. This will be reflected in the Base Period update Kentucky American will make in the case.

**KENTUCKY-AMERICAN WATER COMPANY  
CASE NO. 2012-00520  
LEXINGTON-FAYETTE URBAN COUNTY GOVERNMENT'S  
FIRST REQUEST FOR INFORMATION**

---

**Witness: Keith Cartier**

- 27.** Please provide the annual use of water for fire service for calendar years 2010-2012, inclusive, and for each month as it is or becomes available during the base period. If water use for fire service has been projected for the forecasted test period, please provide that projection as well.

**Response:**

**Reported Fire Usage**

Description (1,000 gallons)	2010	2011	2012	Jan-13
Fire Usage	1,576	1,462	529	171

**Supplemental Response:**

**Reported Fire Usage**

Description (1,000 gallons)	Feb-13	Mar-13
Fire Usage	16	25

**KENTUCKY-AMERICAN WATER COMPANY  
CASE NO. 2012-00520  
LEXINGTON-FAYETTE URBAN COUNTY GOVERNMENT'S  
SECOND REQUEST FOR INFORMATION**

---

**Witness: Linda C. Bridwell**

2. Please refer to your response to Lexington's Initial Requests for Information No. 10(c). How many of the 47 additional hydrants are/will be billed to Lexington?

**Response:**

The Company does not forecast revenue by division or geographic area within the division and thus cannot breakout the additional 47 hydrants that may or may not be billed to Lexington.

**Supplemental Response:**

The Company plans to add 23 hydrants to the base period amount of hydrants. In addition, please refer to the Company's supplemental response to LFUCG's Initial Request for Information No. 10(c). The Company does not forecast revenue by division or geographic area within the division and thus cannot breakout the additional 23 hydrants that may or may not be billed to Lexington.

**KENTUCKY-AMERICAN WATER COMPANY**  
**CASE NO. 2012-00520**  
**COMMISSION STAFF'S FIRST REQUEST FOR INFORMATION**

---

**Witness:**      **Linda C. Bridwell**

- 31.**      Provide a trial balance as of the last day of the base period showing account number, account title, and actual base period accounts. All income statement accounts should show activity for 12 months.

**Response:**

Please see attached trial balance for the base period months of April 2012 through November 2012. December 2012 through March 2013 will be provided as they become available. Also included is the 12 months activity for all income statement accounts.

For the electronic version, please refer to KAW\_R\_PSCDR1\_NUM31\_012313.pdf.

**Supplemental Response:**

Please see attached trial balance for the base period months of April 2012 through March 2013. Also included is the 12 month activity for all income statement accounts.





Kentucky American Water Company  
Case No. 2012-00520  
Response to PSC DRL, Item 31  
Trial Balance - Balance Sheet Accounts

NARUC	Account	Account Description	April 2012	May 2012	June 2012	July 2012	Aug 2012	Sept 2012	Oct 2012	Nov 2012	Dec 2012
C3947	10139400	10139400 UPIS - WW Laboratory Equipment	38,952	38,952	38,952	38,952	38,952	38,952	38,952	38,952	38,952
C3957	10139500	10139500 UPIS - WW Power Operated Equipment	36,570	36,570	36,570	36,570	36,570	36,570	36,570	36,570	36,570
C3967	10139600	10139600 UPIS - WW Communication Equipment	1,396	1,396	1,396	1,396	1,396	1,396	1,396	1,396	1,396
C3977	10139700	10139700 UPIS - WW Misc Equipment	18,261	18,261	18,261	18,261	18,261	18,261	18,261	18,261	18,261
C101	10190000	10190000 Reg Asset-AFUDC-Debt	272,637	272,637	272,637	272,637	272,637	272,637	272,637	272,637	272,637
C103	10300000	10300000 Property Held Future	114,076	114,076	114,076	114,076	114,076	114,076	114,076	114,076	114,076
C3033	10630340	10630340 CCNC Land & Land Rights - Water Treatment	732,019	732,019	732,019	732,019	732,019	732,019	732,019	732,019	732,019
C3034	10630350	10630350 CCNC Land & Land Rights - Transmssn & Distr	3,499,576	3,499,576	3,499,576	3,499,576	3,499,576	3,499,576	3,499,576	3,499,576	3,499,576
C3042	10630410	10630410 CCNC Struct & Imp - Source of Supply	4,287,054	4,287,054	4,287,054	4,287,054	4,287,054	4,287,054	4,287,054	4,287,054	4,287,054
C3042	10630420	10630420 CCNC Struct & Imp - Pumping	4,491,287	4,491,287	4,491,287	4,491,287	4,491,287	4,491,287	4,491,287	4,491,287	4,491,287
C3043	10630430	10630430 CCNC Struct & Imp - Water Treatment	15,880,148	15,880,148	15,880,148	15,880,148	15,880,148	15,880,148	15,880,148	15,880,148	15,880,148
C3044	10630440	10630440 CCNC Struct & Imp - Transmission & Distribution	0	0	0	0	0	0	0	0	0
C3045	10630450	10630450 CCNC Struct & Imp - Admin & General	0	0	0	8,068	8,650	265	265	7,735	265
C3062	10630600	10630600 CCNC Lake - River & Other	6,299,155	6,299,155	6,299,155	6,299,155	6,299,155	6,299,155	6,299,155	6,299,155	6,299,155
C3092	10630900	10630900 CCNC Supply Mains	22,667,575	22,667,575	22,667,575	22,667,575	22,667,575	22,667,575	22,667,575	22,667,575	22,667,575
C3102	10631000	10631000 CCNC Power Generation Equipment	2,428,572	2,428,572	2,416,054	2,416,054	2,416,054	2,416,054	2,416,054	2,416,054	2,416,054
C3112	10631120	10631120 CCNC Pumping Equipment - Electric	706	65,693	100,713	105,275	39,534	4,865	706	706	706
C3113	10631152	10631152 CCNC Pumping Equipment - Source of Supply	5,781,856	5,830,688	5,883,062	5,815,799	5,815,724	5,758,117	5,741,635	5,799,199	1,763,143
C3114	10631154	10631154 CCNC Pumping Equipment - Transmssn & Distr	23,323,612	23,323,612	23,323,612	23,323,612	23,323,612	23,323,612	23,323,612	23,323,612	23,323,612
C3203	10632010	10632010 CCNC - Water Treatment Equipment - Non-Media	5,137,089	5,137,089	5,137,089	5,137,089	5,137,089	5,137,089	5,137,089	5,137,089	5,137,089
C3304	10633000	10633000 CCNC - Distribution Reservoirs & Standpipes	70,182,234	69,862,686	70,008,120	70,084,018	69,976,970	72,380,923	72,286,788	72,079,516	5,497,053
C3314	10633100	10633100 CCNC - Transmssn & Distr Mains Not Classified	173,385	134,794	254,532	699,562	719,094	487,417	486,852	483,981	528,917
C3344	10633410	10633410 CCNC Meters	190,514	53,440	521,965	350,024	103,233	207,572	448,436	893,405	974,043
C3344	10633420	10633420 CCNC Meter Installations	12,423	24,587	788,056	864,956	427,272	103,103	431,542	694,674	949,119
C3354	10633500	10633500 CCNC Hydrants	322,369	308,516	339,041	340,655	371,597	478,646	431,048	373,550	250,992
C3391	10633910	10633910 CCNC Other P/E Intangible	66,690	0	0	0	0	0	0	0	0
C3405	10634010	10634010 CCNC Office Furniture & Equipment	711,204	748,120	763,492	930,142	5,215,364	5,401,902	5,446,265	5,566,737	5,298,227
C3415	10634100	10634100 CCNC Transportation & Equipment Not Classified	215,604	256,111	356,111	421,338	380,421	349,346	377,689	304,614	790,848
C3425	10634200	10634200 CCNC Stores Equipment	4,299	3	3	3	3	3	3	3	0
C3435	10634300	10634300 CCNC Tools-Shop-Garage Equipment	4	2,532	167	16,064	28,102	7,791	4	4	3,850
C3445	10634400	10634400 CCNC Laboratory Equipment	85	85	85	85	85	85	6,944	6,944	9,310
C3465	10634600	10634600 CCNC Communication Equipment	49	49	49	49	49	49	41,959	41,959	1,227,154
C3475	10634700	10634700 CCNC Misc Equipment	17	17	17	17	7,893	17	17	17	51,055
C3542	10635420	10635420 CCNC WW Struct & Imp - Coll	2,677	0	0	0	0	0	0	0	0
C3543	10635430	10635430 CCNC WW Struct & Imp - SPP	0	0	0	0	0	0	0	0	0
C3612	10636110	10636110 CCNC WW Collecting Mains	0	0	0	0	0	0	0	0	(5)
C3632	10636300	10636300 CCNC WW Services Sewer	0	0	0	0	0	0	0	0	18,987
C3713	10637110	10637110 CCNC WW Pump Equipment - Elect	0	0	0	0	0	0	45,336	45,336	45,105
C3804	10638000	10638000 CCNC WW TD Equipment	0	5,708	0	0	0	0	0	19,354	19,499
C3947	10639400	10639400 CCNC WW Laboratory Equipment	0	0	0	0	0	0	0	3,736	3,700
C105	10700000	10700000 CWIP	13,159,303	14,223,256	13,838,262	14,525,839	11,235,841	8,775,462	12,499,921	13,481,967	13,171,843
C105	10780110	10780110 CWIP - Eng Clearing Dist Overhead	0	0	0	0	144,150	205,926	160,505	(64,933)	0
C105	10780130	10780130 CWIP - Management Study - AMR	0	0	0	0	2,523	2,128	2,128	2,128	0
C105	10780140	10780140 CWIP - Management Study - Pipe	0	0	0	0	3,805	3,805	3,805	3,805	0
C1081	10801000	10801000 Accum Depreciation - Utility Plant in Service	(126,536,431)	(127,426,122)	(128,331,566)	(129,225,566)	(130,123,707)	(131,095,342)	(132,068,211)	(133,049,356)	(134,024,268)
C1081	10802000	10802000 Accum Depreciation - Salvage/Scrap	(551,031)	(625,627)	(636,927)	(640,828)	(684,707)	(710,577)	(715,165)	(722,504)	(745,747)
C1081	10803000	10803000 Accum Depreciation - Asset Sale	(2,491)	(2,491)	(2,491)	(2,491)	(2,491)	(2,491)	(2,491)	(2,491)	(2,491)
C1081	10804000	10804000 Accum Depreciation - Original Cost	20,110,432	20,197,166	20,828,097	20,991,499	21,526,264	21,922,879	21,955,526	22,203,394	22,401,418
C1081	10810000	10810000 Accum Depreciation - Reg Asset	(133,389)	(134,539)	(133,964)	(135,114)	(135,689)	(136,264)	(136,839)	(137,414)	(137,989)
C114	11410000	11410000 UPAA - Above The Line	455,951	455,951	455,951	455,951	455,951	455,951	455,951	455,951	455,951
C115	11415000	11415000 UPAA - Above The Line - Accum Amortization	(207,934)	(208,612)	(209,290)	(209,968)	(210,646)	(211,324)	(212,002)	(212,680)	(213,358)
C121	12110000	12110000 Non-Utility Property - Land	249,738	249,738	249,738	249,738	249,738	249,738	249,738	249,738	249,738
C1312	13112002	13112002 PNC AWK - Outbound ACH	537,006	156,025	376,867	620,862	620,862	620,862	620,862	620,862	0

NARUC	Account	Account Description	April 2012	May 2012	June 2012	July 2012	Aug 2012	Sept 2012	Oct 2012	Nov 2012	Dec 2012	
C1312	13121200	13121200 BNYM KY	0	0	0	0	0	(88)	0	2,000	1,121	2,127
C1312	13121208	13121208 BNYM KY - Customer Lockbox	0	0	0	0	(2,159,026)	(348,133)	127,403	120,995	413,145	0
C1312	13121216	13121216 BNYM KY - NSF Return Payments	0	0	0	0	0	(1,857)	0	0	0	0
C1312	13121217	13121217 BNYM KY - Misc Debits/Credits	0	0	0	0	(600)	(600)	0	0	0	0
C1312	13121516	13121516 BNYM CA - NSF Return Payments	0	0	0	0	0	(349)	0	0	0	0
C1312	13121517	13121517 BNYM CA - Misc Debits/Credits	0	0	0	0	0	0	0	0	78	0
C1312	13121716	13121716 BNYM MO - NSF Return Payments	0	0	0	0	0	0	0	0	0	(898)
C1312	13122517	13122517 BNYM IL - Misc Debits/Credits	0	0	0	0	0	(0)	(0)	(0)	(0)	0
C1312	13122616	13122616 BNYM TN - NSF Return Payments	0	0	0	0	(1,847)	(1,847)	0	0	0	0
C1312	13123016	13123016 BNYM HI - NSF Return Payments	0	0	0	0	(1,350)	(12,676)	0	0	0	0
C1312	13125316	13125316 BNYM MH - NSF - Return Payments	0	0	0	0	(19,465)	(19,465)	0	0	0	0
C1312	13140100	13140100 PNC AWCC-Accounts Payable	(474,210)	(381,986)	(539,840)	(1,146,850)	0	0	0	0	0	0
C1312	13140103	13140103 PNC AWCC-Accounts Payable - Outbound Check	0	0	0	0	0	0	0	0	0	(1,453,765)
C1312	13140200	13140200 PNC AWCC-Payroll	(18,915)	(190,275)	(2,457)	(1,738)	(1,738)	(1,738)	(1,738)	(1,738)	(1,738)	0
C1312	13140202	13140202 PNC AWCC-Payroll - Outbound ACH	0	0	0	0	3,679	3,679	2,561	2,561	(603)	0
C1312	13140203	13140203 PNC AWCC-Payroll - Outbound Check	0	0	0	0	5	(3,180)	(2,958)	(2,958)	(408)	0
C1312	13140300	13140300 PNC AWCC-Customer Refund	(18,019)	(14,678)	(11,770)	(23,889)	0	0	0	0	0	0
C1312	13140303	13140303 PNC AWCC-Customer Refund - Outbound Check	0	0	0	0	0	0	0	0	0	(21,807)
C1312	13140602	13140602 PNC AWCC-Misc Items Lockbox - Outbound ACH	0	0	0	0	0	29,182	29,182	0	0	0
C1312	13199001	13199001 Cash Clearing - NSF Check	(0)	(0)	(0)	(0)	5,519	3,932	(3,730)	(714)	180	0
C1312	13199002	13199002 Cash Clearing - Mixed Payments	0	0	134	0	70	60	35	(3,734)	35	0
C1312	13199003	13199003 Cash Clearing - Misc Debits/Credits	135	0	0	0	550	(775)	600	0	0	0
C1312	13199004	13199004 Cash Clearing - MI's	0	0	1,483	0	0	0	0	0	3,769	0
C1312	13199005	13199005 Cash Clearing - ORCOM	0	0	870	0	0	0	(20)	0	695	0
C1312	13199006	13199006 Cash Clearing - Intercompany	5,421	4,354	65	2,650	2,650	(8,585)	1,462	4,357	(32,908)	0
C134	13500000	13500000 Petty Cash	2,400	2,400	2,400	2,400	2,400	2,400	2,400	2,400	2,400	2,400
C141	14100002	14100002 A/R - Customer - Unallocated	0	0	0	0	63	62	63	63	63	63
C141	14100003	14100003 A/R - Customer - ECIS	3,045,831	2,651,813	4,067,329	4,433,665	4,123,481	4,939,463	3,579,829	3,725,848	3,525,289	0
C141	14100099	14100099 A/R - Customer - Clearing - Credit Rfnd Processing	(76)	(127)	(231)	(76)	53	(511)	(4,912)	(6,605)	(6,632)	0
C143	14300000	14300000 Allowance for Uncollectible Accounts	(359,920)	(338,759)	(366,134)	(367,945)	(410,459)	(427,361)	(487,519)	(490,049)	(656,222)	0
C173	14400000	14400000 Unbilled Utility Revenue	3,652,028	4,367,591	4,578,853	4,925,572	4,251,113	4,661,717	4,387,859	3,841,549	3,705,072	0
C145	14510000	14510000 A/R Assoc Cos - Miscellaneous	0	0	388,851	0	0	0	0	0	0	0
C142	14510100	14510100 A/R Assoc Cos - Reconciliation Account	0	0	0	0	86,153	38,517	32,926	217,878	24,982	0
C145	14511000	14511000 A/R Assoc Cos - Service Company Bill	0	0	0	0	0	800,926	0	0	0	0
B145	14511001	14511001 A/R Assoc Cos - Service Company Bill	0	0	0	0	0	0	0	79,588	99,772	0
C145	14573000	14573000 A/R Assoc Cos - Dividend Equivalents	5,718	6,206	6,640	6,992	7,434	8,305	8,791	9,278	11,174	0
C142	14610000	14610000 Misc A/R - Reconciliation Account	0	0	0	320,696	357,010	337,184	(21,603)	(86,428)	193,153	0
C142	14610099	14610099 Misc A/R - Conversion	469,705	320,143	372,621	10	0	0	0	0	0	0
C142	14611000	14611000 Misc A/R - Manual	154,619	136,031	136,760	136,807	137,221	153,365	(4,074)	(4,074)	9,846	0
C142	14611200	14611200 Misc A/R - Retro Insurance	(15,971)	(15,971)	0	0	0	0	0	0	964	0
C142	14611500	14611500 Misc A/R - Medicare Subsidy	15,782	19,727	11,003	14,949	18,894	8,881	12,827	16,772	20,717	0
C142	14613000	14613000 Misc A/R - Employees	0	0	0	0	0	0	(103)	(103)	(427)	0
C142	14620000	14620000 Misc Rec - Allow for Uncollectible Accts	(70,733)	(79,604)	(100,436)	(83,625)	(92,031)	(98,954)	(110,937)	(114,576)	(59,104)	0
C151	15110000	15110000 Inventory - Plant Material	0	0	0	544,854	549,952	557,972	559,052	531,243	516,168	0
C151	15130000	15130000 Inventory - Chemicals	0	0	0	260,148	274,261	284,163	306,905	311,300	338,384	0
C153	15140000	15140000 Inventory - Other Materials & Supplies	0	0	0	0	0	13,979	0	58,385	0	0
C153	15199997	15199997 Inventory - Price Difference	0	0	0	0	0	(1)	(14)	244	96	0
C153	15199999	15199999 Inventory - Conversion	769,588	760,682	916,918	683	683	683	683	0	0	0
C162	16520000	16520000 Prepaid Insurance	205,033	159,961	107,829	161,695	109,975	161,671	109,535	57,408	5,289	0
C162	16530000	16530000 Prepaid PUC/PSC Assessment	18,876	9,438	0	133,698	121,780	109,602	97,424	85,246	73,068	0
C162	16540000	16540000 Prepaid Audit Fees	7,857	78	0	(7,371)	11,960	4,589	10,510	16,657	22,804	0
C162	16550000	16550000 Prepaid Other	73,352	64,183	63,486	55,146	43,042	33,577	24,553	2,959,822	99,941	0
C162	16550010	16550010 Prepaid Other - Global	24,077	58,087	69,287	77,876	65,682	52,180	39,093	48,519	98,392	0
C1863	18503000	18503000 Reg Asset-inc Tax Rec Thru Rates-AFUDC Equity CWIP	211,464	236,355	262,686	289,973	313,797	331,495	347,689	372,568	394,020	0

NARUC	Account	Account Description	April 2012	May 2012	June 2012	July 2012	Aug 2012	Sept 2012	Oct 2012	Nov 2012	Dec 2012
C1863	18503500	Reg Asset-Inc Tax Rec Thru Rates-AFUDC Equity	5,889,541	5,889,541	5,889,541	5,889,541	5,889,541	5,889,541	5,889,541	5,889,541	5,889,541
C1863	18504000	Reg Asset-Inc Tax Rec Thru Rates-Plant Flow Thru	2,022,943	1,978,350	1,933,758	1,889,165	1,844,573	1,799,981	1,755,388	1,710,796	1,666,203
C1863	18504500	Reg Asset-Inc Tax Rec Thru Rates-Other	(372,804)	(370,795)	(368,787)	(366,779)	(364,770)	(362,762)	(360,754)	(358,745)	(356,737)
C1863	18505000	Reg Asset-Inc Tax Rec Thru Rates-Acc Amort	(826,540)	(848,953)	(848,953)	(860,143)	(871,334)	(882,524)	(893,714)	(904,904)	(916,094)
C1862	18610000	Reg Asset - Deferred Programmed Maint	3,677,998	3,655,045	3,589,049	3,568,830	3,526,110	3,497,528	3,464,192	3,427,355	3,392,016
C1861	18620000	Reg Asset - Deferred Rate Case	293,069	276,503	260,346	250,593	238,359	222,177	283,471	270,504	308,598
C181	18661000	Reg Asset - Unamortized Debt Exp	114,857	114,192	113,526	112,861	112,196	111,530	110,865	110,200	109,535
C181	18662000	Reg Asset - Unamortized Preferred Stock Exp	1,646,368	1,641,221	1,636,072	1,630,926	1,625,776	1,620,627	1,615,477	1,610,333	1,605,184
C174	18680101	Reg Asset - Deferred Vacation Pay	217,094	217,094	49,111	175,988	175,988	118,660	245,536	245,536	45,540
C1862	18680126	Reg Asset - FAS112 Costs	61,130	61,130	61,130	61,130	61,130	61,130	61,130	61,130	61,130
C1862	18680131	Reg Asset - Depreciation Study	25,306	24,688	24,071	23,454	22,837	22,220	21,602	20,985	20,368
C1862	18680132	Reg Asset - Cost of Service Study	9,545	8,983	8,422	7,860	7,299	6,738	6,176	5,615	5,053
C1862	18680144	Reg Asset - Waste Disposal	125,000	116,667	108,333	100,000	91,667	83,333	75,000	66,667	58,333
C1862	18689900	Reg Asset - Other	1,636,294	1,631,538	1,626,781	1,622,024	1,617,268	1,612,511	1,607,754	1,602,998	1,598,241
C1862	18713000	Reg Asset - Prelim Survey & Investigation	52,204	52,204	52,204	52,204	52,204	52,204	52,204	52,204	52,204
B181	18715700	LT Asset - Unamort Debt In - Revolver	0	0	0	0	0	0	0	85,947	84,490
C201	20120000	20120000 Common Stock - Subs Intercompany	(36,568,777)	(36,568,777)	(36,568,777)	(36,568,777)	(36,568,777)	(36,568,777)	(36,568,777)	(36,568,777)	(36,568,777)
C207	20510000	20510000 Paid-in Capital - Subs Minority Interest	(6,330)	(6,330)	(6,330)	(6,330)	(6,330)	(6,330)	(6,330)	(6,330)	(6,330)
C211	20520000	20520000 Paid-in Capital - Subs Intercompany	(74,781,436)	(74,784,396)	(74,791,970)	(78,797,803)	(78,803,645)	(78,818,139)	(78,824,634)	(78,831,125)	(78,839,341)
C215	21021000	21021000 Retained Earnings at Acquisition Intercompany	(343,498)	(343,498)	(343,498)	(343,498)	(343,498)	(343,498)	(343,498)	(343,498)	(343,498)
C215	21024000	21024000 Retained Earnings Since Acquisition	(43,593,196)	(43,593,196)	(43,593,196)	(43,593,196)	(43,593,196)	(43,593,196)	(43,593,196)	(43,593,196)	(43,593,196)
C205	21410000	21410000 Preferred Stock - w/o Mandatory Redemptn Requirmts	(1,445,600)	(1,445,600)	(1,445,600)	0	0	0	0	0	0
C204	21510000	21510000 Preferred Stock - Redeemable	(4,500,000)	(4,500,000)	(4,500,000)	(4,500,000)	(4,500,000)	(4,500,000)	(4,500,000)	(4,500,000)	(4,500,000)
C221	22110000	22110000 Bonds	(23,500,000)	(23,500,000)	(23,500,000)	(23,500,000)	(23,500,000)	(23,500,000)	(23,500,000)	(23,500,000)	(23,500,000)
C221	22115000	22115000 Bonds - Interco	(164,390,000)	(164,390,000)	(164,390,000)	(164,390,000)	(164,390,000)	(164,390,000)	(164,390,000)	(164,390,000)	(164,390,000)
C221	22210000	22210000 Current Portion LTD	(18,497,667)	(15,410,541)	(16,624,390)	(10,908,133)	(0)	(0)	(0)	(0)	(0)
C234	23121000	23121000 in-House Cash Center Bank	0	0	0	0	(3,961,528)	(7,059,282)	(5,752,529)	(2,627,408)	(9,372,316)
C234	23121001	23121001 IHC Clearing - Incoming Payment	0	0	0	0	479,925	974,239	1,845,944	400,052	50,655
C234	23121002	23121002 IHC Clearing - Outgoing Payment	0	0	0	0	1,761,414	0	0	0	0
C234	23121003	23121003 in-House Cash Center - Payment Clearing	0	0	0	0	(268,125)	(268,125)	(268,125)	0	0
C234	23121005	23121005 IHC Clearing - Intermediate	0	0	0	0	(495,290)	(1,367,434)	(284,920)	(1,732,049)	(222,884)
C234	23129000	23129000 N/P Assoc Cos - Loan Clearing	35,202	234,778	8,408	67,512	0	0	0	0	0
C231	23410000	23410000 A/P - Reconciliation Account	0	0	0	(133,632)	(148,385)	(262,460)	(670,586)	(598,897)	(2,081,561)
C231	23410100	23410100 A/P Intercompany - Reconciliation Account	(815,905)	(680,186)	(734,582)	0	(90,313)	(764,084)	(72,462)	(282,442)	(15,428)
C231	23410999	23410999 A/P - Conversion	32,040	46,692	24,381	(11,811)	5,727	(69,363)	28,711	43,275	58,117
C231	23411000	23411000 A/P - Pcard	0	0	0	0	(4,546)	(14,237)	(32,382)	(36,731)	(131,930)
C231	23411400	23411400 A/P - Gcard Clearing	0	0	0	0	(296)	(8,777)	(21,006)	(28,757)	(83,080)
C231	23411500	23411500 A/P - Pcard Clearing	0	0	0	0	(113,073)	(127,116)	(141,115)	(141,115)	(141,115)
C231	23420000	23420000 A/P - Contract Retentions	(147,974)	(162,442)	(118,826)	(113,073)	(36,537)	(29,486)	(20,283)	(7,568)	(69,308)
C231	23430000	23430000 A/P - Miscellaneous	(48,908)	(31,216)	(36,755)	(43,214)	(63,736)	(57,589)	(42,010)	(28,977)	(75,227)
C231	23430600	23430600 A/P - Workbook Accrual	(59,452)	(120,903)	(65,582)	(18,875)	(17,069)	(239,589)	(138,649)	(77,508)	(67,508)
C231	23430700	23430700 A/P - Pcard Accrual	(37,788)	(48,831)	(33,138)	(11,059)	(11,059)	(156,364)	(234,264)	(103,658)	(159,853)
C231	23431000	23431000 A/P - Misc Global	(86,541)	(107,190)	(36,886)	(87,563)	(113,129)	(981,799)	(4,123,710)	(4,189,217)	(7,712,597)
C231	23435000	23435000 A/P - Project Cost Accrual	(2,018,220)	(2,488,130)	(2,160,511)	(2,459,981)	(1,397,074)	(6,317)	(3,247)	(18,317)	(2,554)
C233	23510000	23510000 A/P Associated Companies - Service Co Bill	(3,239)	(20,443)	(5,117)	(2,107)	(4,604)	(6,317)	(105,428)	1,161,885	1,052,426
C233	23520000	23520000 A/P Associated Companies - Service Co Bill	(44,201)	(29,404)	(29,404)	427,935	(1,461,399)	(6,317)	(105,428)	(1,132,014)	(1,400,266)
C233	23599999	23599999 Intercompany System Clearing	0	0	0	0	0	0	0	0	0
C23612	23621000	23621000 Accrued FIT - Current Year	28,387	(65,819)	(22,572)	(14)	(12,930)	(17,957)	0	0	0
C23612	23622000	23622000 Accrued FIT - Prior Years	(241,736)	(934,109)	(945,653)	(2,633,053)	(3,480,545)	(3,015,321)	(3,661,607)	(5,702,227)	(6,630,916)
C23612	23631000	23631000 Accrued SIT - Current Year	6,370,416	6,370,416	6,370,416	6,370,416	6,370,416	4,376,611	4,376,611	4,558,247	3,923,285
C23612	23631000	23631000 Accrued SIT - Prior Years	(48,195)	(174,464)	(222,341)	(530,073)	(684,631)	(795,679)	(913,542)	(464,087)	(498,518)
C23612	23632000	23632000 Accrued SIT - Prior Years	1,567,483	1,567,483	1,567,483	1,567,483	1,567,483	1,266,363	1,266,363	747,402	744,823

NARUC	Account	Account Description	April 2012	May 2012	June 2012	July 2012	Aug 2012	Sept 2012	Oct 2012	Nov 2012	Dec 2012
C23611	23652100	Accrued Tax - FICA	(28,129)	(16,508)	(17,767)	(23,055)	(21,830)	(57,300)	(40,804)	(26,632)	(35,693)
C23611	23652200	Accrued Tax - SUTA	0	0	0	0	(135)	(211)	(49)	(8)	(29)
C23611	23653000	Accrued Tax - Property Tax	(1,470,004)	(1,709,312)	(2,051,246)	(2,393,534)	(2,735,467)	(2,243,045)	(2,662,774)	(1,453,290)	(1,790,500)
C23611	23654000	Accrued Tax - Use Tax	(6,397)	(3,991)	(10,059)	(17,947)	(13,670)	(21,811)	(43,042)	(25,329)	(24,425)
C23611	23659000	Accrued Tax - Other	(594,597)	(4,061)	(4,061)	(4,061)	(4,061)	(4,061)	(4,061)	(4,061)	(4,061)
C2371	23720000	Interest Accrued - LTD	(2,163,445)	(732,310)	(311,872)	(449,585)	(319,172)	(456,885)	(594,597)	(732,310)	(311,872)
C2371	23730000	Interest Accrued - LTD Interco	(2,163,445)	(2,980,577)	(1,680,521)	(2,497,653)	(3,314,785)	(3,400,667)	(2,163,445)	(2,980,577)	(1,680,521)
C2371	23740000	Interest Accrued - Redeemable Preferred Dividends	(63,525)	(95,288)	(31,763)	(63,525)	(94,229)	(31,763)	(63,525)	(95,288)	(31,763)
C241	24120000	Accrued Vacation Pay	(217,094)	(217,094)	(49,111)	(175,988)	(175,988)	(118,660)	(245,536)	(245,536)	(45,540)
C241	24120100	Accrued Water Purchases	(36,965)	(38,512)	(44,880)	(52,011)	(45,223)	(59,565)	(53,374)	(25,332)	(27,887)
C241	24120200	Accrued Power	(363,801)	(425,990)	(481,796)	(437,453)	(442,346)	(413,190)	(360,425)	(330,648)	(272,020)
C241	24120300	Accrued Legal	(33,976)	(64,516)	(157,048)	(26,458)	(63,860)	(18,868)	(41,625)	(30,663)	(74,573)
C241	24120600	Accrued Wages	(274,040)	(107,451)	(124,456)	(179,667)	(333,566)	(302,792)	(394,603)	(153,124)	(181,243)
C241	24120700	Accrued Insurance	0	0	0	0	(180,329)	(306,874)	(359,847)	(273,095)	(35,365)
C241	24120710	Accrued Insurance Retro Adjustment	0	0	(38,814)	(38,814)	(38,814)	(26,124)	(26,124)	(26,124)	0
C241	24121000	Accrued Waste Disposal	(152,668)	(163,000)	(171,333)	(158,884)	(167,217)	(73,490)	(18,920)	(23,750)	(31,000)
C241	24121100	Accrued Retiree Medical	(3,667)	(5,500)	(5,500)	(6,417)	(6,417)	(8,250)	(8,250)	(8,250)	(11,000)
C241	24121200	Accrued DCP - Contribution	(8,021)	(10,003)	(10,110)	(11,430)	(7,302)	(7,521)	(10,307)	(11,966)	(12,665)
C241	24121400	Accrued Bank Fees	(32,218)	(23,637)	(33,669)	(24,030)	(32,902)	(35,054)	(21,737)	(23,158)	(26,613)
C241	24121800	Accrued Severance	(11,734)	(6,392)	(1,050)	0	0	0	0	0	0
C241	24122700	Accrued Employer 401k Match	(6,177)	(7,665)	(8,271)	(9,426)	(5,879)	(5,725)	(7,504)	(8,631)	(9,303)
C241	24122800	Accrd' Pref'd Dividnds w/o Mand Redmptn Requiremts	(6,469)	(12,938)	(19,407)	0	0	0	0	0	0
C241	24123000	Accrued Incentive Plan Cash	(153,030)	(133,224)	(123,770)	(141,971)	(161,869)	(173,179)	(192,511)	(212,245)	(361,580)
C241	24126000	Miscellaneous Deposits Payable	(25,083)	(22,083)	(40,083)	(44,083)	(44,083)	(44,083)	(41,083)	(35,313)	(13,940)
C241	24126200	Accrued Paving	(12,438)	(2,614)	(5,195)	(7,572)	(12,504)	(17,005)	(26,831)	(34,048)	(37,073)
C241	24133000	Unclaimed Customer Credits	(22,679)	(27,480)	(27,232)	(28,086)	(28,086)	(27,978)	(20,574)	(18,822)	(20,261)
C241	24133200	Unclaimed A/P Checks	(12,647)	(13,103)	(13,103)	(13,168)	(13,168)	(13,168)	(12,620)	(12,620)	(11,180)
C241	24133300	Unclaimed Wages	0	0	0	0	0	0	2	0	0
C241	24142001	WH PR - Union Dues	(683)	(2,076)	(2,027)	(631)	(898)	(1,230)	(1,230)	(1,033)	1,033
C241	24142002	WH PR - Charity Contributions	(2,012)	(3,087)	(3,056)	(2,027)	(2,633)	(1,446)	(2,156)	(1,230)	(1,230)
C241	24142005	WH PR - Flex Spending	(298)	(18,480)	(18,731)	(17,289)	0	(66)	125	(16,754)	(16,694)
C241	24142008	WH PR - Garnishments	0	(2,364)	0	0	957	2,197	2,960	2,960	370
C241	24142009	WH PR - Life Insurance	0	0	0	0	(560)	(1,596)	(2,308)	(2,308)	0
C241	24142010	WH PR - Tax Coll Pay FIT	0	0	0	0	(292)	(27,476)	(95)	0	0
C241	24142012	WH PR - Tax Coll Pay LIT	0	0	0	0	3,858	(5,387)	9,404	0	0
C241	24142013	WH PR - Tax Coll Pay FICA	3,913	3,913	3,913	3,913	(106)	(1,631)	(47)	0	0
C241	24142014	WH PR - ESPP	(10,817)	(2,756)	(7,892)	(13,052)	(18,180)	(4,978)	(9,969)	(578)	(5,461)
C241	24142099	WH PR - Miscellaneous	0	0	0	0	(96)	(232)	(295)	0	0
C241	24142100	WH PR - Tax Coll SIT	0	0	0	0	(96)	(36)	0	0	0
C241	24161000	GRIR - Stock E (Materials)	0	0	0	0	(144,708)	(137,386)	(263,794)	(3,140,428)	(59,430)
C241	24163000	GRIR - Stock C (Chemicals)	0	0	0	0	(232,187)	(280,550)	(295,341)	(263,109)	(256,913)
C241	24164000	GRIR - Non-inventory	0	0	0	0	(823,203)	(1,151,485)	(1,490,030)	(2,035,085)	(3,134,849)
C241	24166000	GRIR-Capital Expenditure Accruals Reclass	0	0	0	0	0	0	0	0	3,113,960
C241	24169999	GRIR - Conversion	(145,795)	(144,097)	(813,175)	(151,470)	(143,402)	(110,740)	(39,546)	(35,412)	(4,134)
C241	24171000	CFO Miscellaneous	0	0	0	0	8,310	8,310	0	0	0
C241	24171005	CFO Customer Assistance Non Pledged	(78)	(118)	(148)	(188)	(228)	(254)	(299)	(342)	(92)
C241	24171006	CFO Customer Assistance Pledged	(75)	(112)	(147)	(182)	(220)	(250)	(287)	(322)	(68)
C241	24171011	CFO MC/Sewer Revenue/Cash	(7,095,321)	(6,491,282)	(7,181,901)	(6,509,551)	(7,555,741)	(4,935,569)	102,216	270,697	275,466
C241	24171012	CFO MC/Sewer A/R	3,945,509	3,466,135	3,999,131	3,931,623	4,234,698	1,701,548	7,549	8,739	7,978
C241	24171014	CFO MC/Sewer ChgOff	2,851,334	2,896,524	2,937,831	2,977,549	3,028,739	3,074,810	(228,386)	(228,250)	(228,127)
C241	24172000	CFO Sales Tax	(48,726)	(48,317)	(70,020)	(73,696)	(46,421)	(74,934)	(32,856)	(40,816)	(33,313)
C241	24173000	CFO Gross Receipts Tax	(641,487)	(336,603)	(548,018)	(237,770)	(472,593)	(670,753)	(861,020)	(365,855)	(523,150)
C241	24174000	CFO Municipal Tax	(181,603)	(189,859)	(234,214)	(263,168)	(256,874)	(222,285)	(209,051)	(193,898)	(175,543)

NARUC	Account	Account Description	April 2012	May 2012	June 2012	July 2012	Aug 2012	Sept 2012	Oct 2012	Nov 2012	Dec 2012
C241	24199800	24199800 Other Current Liabilities - Tax Sensitive	0	0	0	0	0	(102,074)	(131,589)	156,640	76,943
C241	24199900	24199900 Other Current Liabilities - Non-Tax Sensitive	49,920	151,649	18,876	(102,074)	87,952	73,723	(1,862)	0	0
C252	25212000	25212000 Advances for Construction - NT Ext Deposits	(12,722,291)	(12,722,291)	(13,188,685)	(13,188,685)	(13,188,685)	(13,188,685)	(13,188,685)	(13,189,173)	(12,512,902)
C252	25217000	25217000 Advances for Construction - NT WIP	(799,356)	(899,613)	(1,333,897)	(1,704,417)	(220,046)	(220,046)	(220,046)	(307,466)	(509,027)
C252	25280000	25280000 Advances for Construction - Reclassified to Current	1,025,000	1,025,000	1,100,000	1,100,000	1,100,000	1,100,000	1,100,000	1,100,000	1,100,000
C252	25299900	25299900 Advances for Construction - Current	(1,025,000)	(1,025,000)	(1,100,000)	(1,100,000)	(1,100,000)	(1,100,000)	(1,100,000)	(1,100,000)	(1,100,000)
C283	25311000	25311000 Deferred SIT Liability - Other	(51,466,550)	(51,582,169)	(51,898,206)	(51,758,495)	(51,885,360)	(50,553,238)	(50,438,307)	(50,849,571)	(49,411,739)
C283	25321000	25321000 Deferred SIT Liability - Current	(8,018,454)	(8,039,539)	(8,099,194)	(8,073,715)	(8,096,851)	(7,752,061)	(7,731,101)	(7,196,444)	(7,192,120)
C23612	25340000	25340000 Deferred FIT Liability - Current	194,547	194,547	194,547	194,547	194,547	194,547	194,547	194,547	194,547
C23612	25350000	25350000 Deferred SIT Liability - Current	35,480	35,480	35,480	35,480	35,480	35,480	35,480	35,480	35,480
C251	25510100	25510100 Unamortized ITC - 3%	(68,667)	(68,029)	(67,392)	(66,754)	(66,116)	(65,479)	(64,841)	(64,203)	(63,566)
C251	25510200	25510200 Unamortized ITC - 4%	(33,837)	(33,312)	(32,787)	(32,261)	(31,736)	(31,210)	(30,685)	(30,159)	(29,634)
C251	25510300	25510300 Unamortized ITC - 10%	(747,853)	(741,950)	(736,046)	(730,143)	(724,240)	(718,336)	(712,433)	(706,530)	(700,626)
C2531	25621200	25621200 Reg Liab-Inc Tax Rec Thru Rates-Exc Def Depr FIT	(815,451)	(803,717)	(791,984)	(780,250)	(768,516)	(756,783)	(745,049)	(733,316)	(721,582)
C2531	25622000	25622000 Reg Liab-Inc Tax Rec Thru Rates-Exc Def Dep SIT	159,430	157,133	154,837	152,540	150,244	147,947	145,651	143,354	141,058
C2531	25626000	25626000 Reg Liab-Inc Tax Rec Thru Rates-Exc Def Dep 3%	(46,521)	(46,089)	(45,657)	(45,225)	(44,793)	(44,361)	(43,929)	(43,497)	(43,065)
C2531	25626100	25626100 Reg Liab-Inc Tax Rec Thru Rates-ITC Gross-Up 3%	(22,915)	(22,559)	(22,204)	(21,848)	(21,492)	(21,136)	(20,780)	(20,424)	(20,069)
C2531	25626200	25626200 Reg Liab-Inc Tax Rec Thru Rates-ITC Gross-Up 4%	(412,017)	(408,764)	(405,512)	(402,260)	(399,007)	(395,755)	(392,503)	(389,250)	(385,998)
C2531	25633500	25633500 Reg Liab - Gain on Debt	(239,267)	(228,392)	(217,516)	(206,640)	(195,764)	(206,640)	(174,013)	(163,137)	(152,261)
C1081	25700000	25700000 Reg Liab - Cost of Removal	(14,100,465)	(14,226,368)	(14,391,267)	(14,532,888)	(14,671,253)	(14,672,018)	(14,759,643)	(15,000,111)	(14,952,416)
C1862	25710000	25710000 Reg Liab - Cost of Removal RWIP	122,975	220,124	225,018	221,146	316,742	296,594	546,034	805,409	918,352
C2532	26211000	26211000 Accrued Pension Expense	1,548,195	1,743,047	1,641,486	1,539,925	1,956,247	1,854,686	1,753,125	2,129,647	2,028,086
C2532	26221000	26221000 Accrued OPEB NEI	(370,155)	(229,315)	(299,735)	(370,155)	(229,315)	(299,735)	(370,155)	(440,575)	(299,735)
C2532	26221500	26221500 Accrued OPEB Medicare Subsidy	(272,398)	(276,343)	(280,289)	(284,234)	(288,179)	(292,125)	(296,070)	(300,016)	(304,533)
C2532	26281300	26281300 Deferred FAS 112 Costs	(61,130)	(61,130)	(61,130)	(61,130)	(61,130)	(61,130)	(61,130)	(61,130)	(61,130)
C2532	26281500	26281500 Accrued Dividend Equivalents	(5,718)	(6,206)	(6,640)	(6,992)	(7,434)	(8,305)	(8,791)	(9,278)	(11,174)
C2532	26580000	26580000 FIN 48 Reserve - Federal	(2,428,768)	(2,428,768)	(2,428,768)	(2,428,768)	(2,428,768)	(2,428,768)	(2,428,768)	(2,428,768)	(2,428,768)
C2532	26581000	26581000 FIN 48 Reserve - State	(345,685)	(345,685)	(345,685)	(345,685)	(345,685)	(345,685)	(345,685)	(345,685)	(345,685)
C271	27111000	27111000 CIAC-Non Taxable - Mains	(17,971,397)	(17,981,825)	(17,981,825)	(17,981,825)	(17,981,825)	(17,981,825)	(17,981,825)	(17,981,825)	(17,981,825)
C271	27112000	27112000 CIAC-Non Taxable - Ext Dep	(12,856,314)	(12,856,314)	(12,856,314)	(12,856,314)	(12,856,314)	(12,856,314)	(12,856,314)	(12,856,314)	(12,856,314)
C271	27113000	27113000 CIAC-Non Taxable - Services	(18,678,796)	(19,090,365)	(19,286,141)	(19,336,795)	(19,336,795)	(19,414,712)	(19,526,579)	(19,598,475)	(19,680,175)
C271	27114000	27114000 CIAC-Non Taxable - Meters	(967,313)	(967,313)	(967,313)	(967,313)	(967,313)	(967,313)	(967,313)	(967,313)	(967,313)
C271	27115000	27115000 CIAC-Non Taxable - Hydrants	(1,735,645)	(1,735,449)	(1,780,603)	(1,780,603)	(1,780,603)	(1,780,603)	(1,779,923)	(1,785,934)	(1,785,934)
C271	27116000	27116000 CIAC-Non Taxable - Other	(4,726,554)	(4,724,942)	(4,725,717)	(4,725,717)	(4,725,717)	(4,725,717)	(4,725,717)	(4,732,036)	(4,731,961)
C271	27117000	27117000 CIAC-Non Taxable - WIP	(276,145)	(678,537)	(603,545)	(722,330)	(849,641)	(849,641)	(887,309)	(1,017,882)	(1,147,655)
C271	27118000	27118000 CIAC-Non Taxable - Non-Utility Property	(249,725)	(249,725)	(249,725)	(249,725)	(249,725)	(249,725)	(249,725)	(249,725)	(249,725)
C271	27121000	27121000 CIAC-Taxable - Mains	(1,998,493)	(1,998,493)	(1,998,493)	(1,998,493)	(1,998,493)	(1,998,493)	(1,998,493)	(1,998,493)	(1,998,493)
C271	27122000	27122000 CIAC-Taxable - Ext Dep	(766,586)	(766,586)	(766,586)	(766,586)	(766,586)	(766,586)	(766,586)	(766,586)	(766,586)
C271	27123000	27123000 CIAC-Taxable - Services	(7,097,267)	(7,144,406)	(7,162,839)	(7,181,690)	(7,181,690)	(7,222,565)	(7,259,503)	(7,273,706)	(7,311,054)
C271	27124000	27124000 CIAC-Taxable - Meters	(3,299)	(3,299)	(3,299)	(3,299)	(3,299)	(3,299)	(3,299)	(3,299)	(3,299)
C271	27125000	27125000 CIAC-Taxable - Hydrants	(487,487)	(487,487)	(487,487)	(487,487)	(487,487)	(487,487)	(487,487)	(487,487)	(487,487)
C271	27126000	27126000 CIAC-Taxable - Other	(440,903)	(440,903)	(440,903)	(440,903)	(440,903)	(440,903)	(440,903)	(440,903)	(440,903)
C271	27127000	27127000 CIAC-Taxable - WIP	0	0	0	0	0	(868)	(6,662)	(12,310)	(2,502)
C272	27206000	27206000 Accum Amort CIAC - Other	16,268,899	16,366,638	16,473,664	16,573,125	16,672,712	16,743,053	16,809,402	16,970,443	17,071,479
C272	27210000	27210000 Accum Amort CIAC - Tax	1,420,369	1,443,377	1,466,503	1,489,675	1,512,894	1,526,393	1,539,943	1,582,858	1,606,311

Kentucky American Water Company  
Case No. 2012-00520  
Response to PSC DRI, Item 31  
Trial Balance - Balance Sheet Accounts

NARUC	Account	Account Description	Jan 2013	Feb 2013	Mar 2013
C3011	10130100	UPIS - Organization	37,450	37,450	37,450
C3021	10130200	UPIS - Franchises	70,261	70,261	70,261
C3032	10130320	UPIS - Land & Land Rights - Source of Supply	1,077,363	1,077,363	1,077,363
C3032	10130330	UPIS - Land & Land Rights - Pumping	195,966	195,966	195,966
C3033	10130340	UPIS - Land & Land Rights - Water Treatment	800,183	800,183	800,183
C3034	10130350	UPIS - Land & Land Rights - Transmission & Distrib	7,473,931	7,473,931	7,473,931
C3042	10130410	UPIS - Struct & Imp - Source of Supply	17,338,033	17,338,033	17,889,873
C3042	10130420	UPIS - Struct & Imp - Pumping	5,151,084	5,151,084	5,151,084
C3043	10130430	UPIS - Struct & Imp - Water Treatment	38,804,714	38,804,714	38,804,714
C3044	10130440	UPIS - Struct & Imp - Transmission & Distribution	914,852	914,852	914,852
C3045	10130450	UPIS - Struct & Imp - Admin & General	13,228,902	13,237,172	13,225,022
C3052	10130500	UPIS - Collect & Impounding	992,394	992,394	992,394
C3062	10130600	UPIS - Lake & River & Other	1,348,517	1,348,517	1,606,109
C3092	10130900	UPIS - Supply Mains	18,547,234	18,547,234	18,547,234
C3102	10131000	UPIS - Power Generation Equipment	2,076,831	2,076,831	2,076,831
C3112	10131120	UPIS - Pumping Equipment - Electric	14,885,029	14,877,470	14,877,470
C3112	10131130	UPIS - Pumping Equipment - Diesel	7,728	7,728	7,728
C3112	10131140	UPIS - Pumping Equipment - Hydraulic	0	0	0
C3112	10131150	UPIS - Pumping Equipment - Other	9,435,163	9,435,163	9,503,835
C3114	10131154	UPIS - Pumping Equipment - Transmission & Distrib	109,092	109,092	121,716
C3203	10132010	UPIS - Water Treatment Equipment	45,796,550	45,820,471	45,918,157
C3304	10133000	UPIS - Distribution Reservoirs & Standpipes	13,421,912	13,360,651	13,360,651
C3314	10133100	UPIS - Transmission & Distribution Mains	251,633,520	251,798,108	251,833,848
C3334	10133300	UPIS - Services	47,306,212	47,213,856	47,537,056
C3344	10133410	UPIS - Meters	22,335,861	24,072,597	24,172,438
C3344	10133420	UPIS - Meter Installations	18,477,204	18,487,892	18,519,517
C3354	10133500	UPIS - Hydrants	13,515,612	13,573,630	13,573,630
C3391	10133910	UPIS - Other P/E - Intangible	553,011	553,011	556,267
C3405	10134010	UPIS - Office Furniture & Equipment	6,933,126	6,933,126	6,926,707
C3415	10134100	UPIS - Transportation Equipment	4,411,026	4,680,481	4,805,037
C3425	10134200	UPIS - Stores Equipment	59,882	59,882	59,882
C3435	10134300	UPIS - Tools-Shop-Garage Equipment	2,167,326	2,167,326	2,172,075
C3445	10134400	UPIS - Laboratory Equipment	1,937,602	1,937,602	1,944,573
C3455	10134500	UPIS - Power Operated Equipment	1,465,286	1,465,286	1,465,286
C3465	10134600	UPIS - Communication Equipment	3,920,182	3,920,182	4,757,109
C3475	10134700	UPIS - Misc Equipment	1,412,570	1,412,570	1,402,330
C3485	10134800	UPIS - Other Tangible Property	138,485	138,485	138,485
C3537	10135350	UPIS - WW Land & Land Rights - General	2,250	2,250	2,250
C3542	10135420	UPIS - WW Struct & Imp - Coil	39,911	39,911	39,911
C3543	10135430	UPIS - WW Struct & Imp - SPP	234,208	234,208	268,382
C3544	10135440	UPIS - WW Struct & Imp - TDP	2,081,228	2,081,228	2,081,228
C3547	10135450	UPIS - WW Struct & Imp - General	61,099	61,099	61,099
C3602	10136000	UPIS - WW Collection Sewers	836,595	836,595	836,595
C3612	10136110	UPIS - WW Collecting Mains	47,243	47,243	47,238
C3632	10136300	UPIS - WW Services Sewer	65,772	65,772	65,743
C3642	10136400	UPIS - WW Flow Measuring Device	2,169	2,169	2,169
C3713	10137110	UPIS - WW Pump Equipment - Elect	59,687	73,203	81,247
C3713	10137120	UPIS - WW Pump Equipment - Oth Pwr	3,646	3,646	3,646
C3804	10138000	UPIS - WW - Transmission & D244Distribution Equip	165,710	165,710	185,209
C3907	10139000	UPIS - WW Office Furniture	1,828	1,828	1,828
C3917	10139100	UPIS - WW Transportation Equipment	35,144	35,144	35,144
C3927	10139200	UPIS - WW Stores Equipment	500	500	500
C3937	10139300	UPIS - WW Tool Shop & Garage	27,918	27,918	27,918

NARUC	Account	Account Description	Jan 2013	Feb 2013	Mar 2013
C3947	10139400	UPIS - WW Laboratory Equipment	38,952	38,952	42,652
C3957	10139500	UPIS - WW Power Operated Equipment	36,570	36,570	36,570
C3967	10139600	UPIS - WW Communication Equipment	1,396	1,396	1,396
C3977	10139700	UPIS - WW Misc Equipment	18,261	18,261	18,261
C101	10190000	Reg Asset-AFUDC-Debt	272,637	272,637	272,637
C103	10300000	Property Held Future	114,076	114,076	114,076
C3033	10630340	CCNC Land & Land Rights - Water Treatment	0	0	0
C3034	10630350	CCNC Land & Land Rights - Transmssn & Distr	0	0	0
C3042	10630410	CCNC Struct & Imp - Source of Supply	825,483	826,689	292,643
C3042	10630420	CCNC Struct & Imp - Pumping	4,491,287	4,491,287	4,491,287
C3043	10630430	CCNC Struct & Imp - Water Treatment	0	0	0
C3044	10630440	CCNC Struct & Imp - Transmission & Distribution	2,063	2,280	5,871
C3045	10630450	CCNC Struct & Imp - Admin & General	82,141	105,495	105,669
C3062	10630600	CCNC Lake - River & Other	236,279	257,591	-
C3092	10630900	CGNC Supply Mains	0	0	0
C3102	10631000	CGNC Power Generation Equipment	914,731	914,731	914,731
C3112	10631120	CGNC Pumping Equipment - Electric	0	0	0
C3113	10631152	CGNC Pumping Equipment - Source of Supply	1,762,397	1,762,397	1,692,664
C3114	10631154	CGNC Pumping Equipment - Transmssn & Distr	12,623	12,623	-
C3203	10632010	CGNC - Water Treatment Equipment - Non-Media	121,092	154,764	73,541
C3304	10633000	CGNC - Distribution Reservoirs & Standpipes	2,556,179	2,556,179	2,556,179
C3314	10633100	CGNC - Transmssn & Distr Mains Not Classified	5,626,770	5,638,437	5,667,219
C3334	10633300	CGNC Services	443,114	495,496	354,136
C3344	10633410	CGNC Meters	942,549	113,938	92,572
C3344	10633420	CGNC Meter Installations	1,192,273	1,765,792	2,390,966
C3354	10633500	CGNC Hydrants	298,133	323,439	455,322
C3391	10633910	CGNC Other P/E Intangible	0	0	8,527
C3405	10634010	CGNC Office Furniture & Equipment	5,430,873	5,401,210	5,246,427
C3415	10634100	CGNC Transportation Equipment Not Classified	956,597	661,281	561,115
C3425	10634200	CGNC Stores Equipment	0	0	0
C3435	10634300	CGNC Tools-Shop-Garage Equipment	3,703	52,758	58,076
C3445	10634400	CGNC Laboratory Equipment	9,310	9,310	2,338
C3465	10634600	CGNC Communication Equipment	1,203,865	1,197,128	344,561
C3475	10634700	CGNC Misc Equipment	45,146	44,830	44,400
C3542	10635420	CGNC WW Struct & Imp - Coll	0	0	0
C3543	10635430	CGNC WW Struct & Imp - SPP	34,174	34,174	-
C3612	10636110	CGNC WW Collecting Mains	(5)	(5)	-
C3632	10636300	CGNC WW Services Sewer	(29)	(29)	-
C3713	10637110	CGNC WW Pump Equipment - Elect	21,560	8,044	-
C3804	10638000	CGNC WW TD Equipment	19,499	20,691	-
C3947	10639400	CGNC WW Laboratory Equipment	3,700	3,700	1,309
C105	10700000	CWIP	9,398,514	9,860,735	11,042,676
C105	10780110	CWIP - Eng Clearing Dist Overhead	84,074	142,473	27,945
C105	10780130	CWIP - Management Study - AMR	201	201	(807)
C105	10780140	CWIP - Management Study - Pipe	0	0	0
C1081	10801000	Accum Depreciation - Utility Plant in Service	(135,037,429)	(136,054,493)	(137,076,877)
C1081	10802000	Accum Depreciation - Salvage/Scrap	(760,447)	(760,447)	(760,802)
C1081	10803000	Accum Depreciation - Asset Sale	(2,491)	(2,491)	(2,491)
C1081	10804000	Accum Depreciation - Original Cost	22,402,204	22,588,467	22,800,027
C1081	10810000	Accum Depreciation - Reg Asset	(138,564)	(139,139)	(139,714)
C114	11410000	UPAA - Above The Line	455,951	455,951	455,951
C115	11415000	UPAA - Above The Line - Accum Amortization	(214,036)	(214,714)	(215,392)
C121	12110000	Non-Utility Property - Land	249,738	249,738	249,738
C1312	13112002	PNC AWK - Outbound ACH	0	0	0



NARUC	Account	Account Description	Jan 2013	Feb 2013	Mar 2013
C1312	13121200	BNYM KY	2,000	2,119	2,014
C1312	13121208	13121208 BNYM KY - Customer Lockbox		94,560	159,819
C1312	13121216	13121216 BNYM KY - NSF Return Payments	166,203	0	0
C1312	13121217	13121217 BNYM KY - Misc Debits/Credits	0	0	0
C1312	13121516	13121516 BNYM CA - NSF Return Payments	0	0	0
C1312	13121517	13121517 BNYM CA - Misc Debits/Credits	0	0	0
C1312	13121716	13121716 BNYM MO - NSF Return Payments	(932)	-	0
C1312	13122517	13122517 BNYM IL - Misc Debits/Credits	0	0	0
C1312	13122616	13122616 BNYM TN - NSF Return Payments	0	0	0
C1312	13123016	13123016 BNYM HI - NSF Return Payments	0	0	0
C1312	13125316	13125316 BNYM MH - NSF - Return Payments	0	0	0
C1312	13140100	13140100 PNC AWCC-Accounts Payable	0	0	(780)
C1312	13140103	13140103 PNC AWCC-Accounts Payable - Outbound Check	(1,384,229)	(767,708)	(624,213)
C1312	13140200	13140200 PNC AWCC-Payroll	(1,738)	(1,738)	(1,738)
C1312	13140202	13140202 PNC AWCC-Payroll - Outbound ACH	(603)	-	(5,002)
C1312	13140203	13140203 PNC AWCC-Payroll - Outbound Check	(408)	(359)	5,002
C1312	13140300	13140300 PNC AWCC-Customer Refund	0	0	(3,432)
C1312	13140303	13140303 PNC AWCC-Customer Refund - Outbound Check	(22,007)	(22,303)	(20,346)
C1312	13140602	13140602 PNC AWCC-Misc Items Lockbox - Outbound ACH	0	0	0
C1312	13199001	13199001 Cash Clearing - NSF Check	-	(1,863)	(729)
C1312	13199002	13199002 Cash Clearing - Mixed Payments	35	0	0
C1312	13199003	13199003 Cash Clearing - Misc Debits/Credits	(37)	11	376
C1312	13199004	13199004 Cash Clearing - MI's	(68)	(100)	-
C1312	13199005	13199005 Cash Clearing - ORCOM	(60)	0	0
C1312	13199006	13199006 Cash Clearing - Intercompany	43	249	(19,037)
C134	13500000	13500000 Petty Cash	2,400	2,400	2,400
C141	14100002	14100002 A/R - Customer - Unallocated	63	63	63
C141	14100003	14100003 A/R - Customer - ECIS	3,411,886	3,855,932	3,507,391
C141	14100099	14100099 A/R - Customer - Clearing - Credit Rfnd Processing	2,312	2,292	2,312
C143	14300000	14300000 Allowance for Uncollectible Accounts	(679,807)	(700,774)	(650,110)
C173	14400000	14400000 Unbilled Utility Revenue	3,649,951	3,293,352	3,225,236
C145	14510000	14510000 A/R Assoc Cos - Miscellaneous	0	0	0
C142	14510100	14510100 A/R Assoc Cos - Reconciliation Account	1,240,361	23,133	39,419
C145	14511000	14511000 A/R Assoc Cos - Service Company Bill	0	0	0
B145	14511001	14511001 A/R Assoc Cos - Service Company Bill	36,302	32,511	92,918
C145	14573000	14573000 A/R Assoc Cos - Dividend Equivalents	11,174	11,174	7,072
C142	14610000	14610000 Misc A/R - Reconciliation Account	249,623	272,479	287,948
C142	14610099	14610099 Misc A/R - Conversion	0	0	0
C142	14611000	14611000 Misc A/R - Manual	0	0	0
C142	14611200	14611200 Misc A/R - Retro Insurance	964	964	-
C142	14611500	14611500 Misc A/R - Medicare Subsidy	25,037	9,729	14,049
C142	14613000	14613000 Misc A/R - Employees	(103)	(103)	-
C142	14620000	14620000 Misc Rec - Allow for Uncollectible Accts	(67,025)	(71,223)	(67,540)
C151	15110000	15110000 Inventory - Plant Material	590,780	513,963	567,100
C151	15130000	15130000 Inventory - Chemicals	296,578	263,428	244,387
C153	15140000	15140000 Inventory - Other Materials & Supplies	35,189	7,685	2,323
C153	15199997	15199997 Inventory - Price Difference	127	332	3,479
C153	15199999	15199999 Inventory - Conversion	0	0	0
C162	16520000	16520000 Prepaid Insurance	221,145	222,303	166,061
C162	16530000	16530000 Prepaid PUC/PSC Assessment	60,890	48,712	36,534
C162	16540000	16540000 Prepaid Audit Fees	15,433	21,663	13,716
C162	16550000	16550000 Prepaid Other	86,114	72,311	69,854
C162	16550010	16550010 Prepaid Other - Global	99,313	165,096	129,050
C1863	18503000	18503000 Reg Asset-inc Tax Rec Thru Rates-AFUDC Equity CWIP	234,849	253,389	272,949

Kentucky American Water Company  
Case No. 2012-00520  
Response to PSC DRI, Item 31  
Trial Balance - Balance Sheet Accounts

NARUC	Account	Account Description	Jan 2013	Feb 2013	Mar 2013
C1863	18503500	Reg Asset-Inc Tax Rec Thru Rates-AFUDC Equity	6,070,518	6,070,518	6,070,518
C1863	18504000	Reg Asset-Inc Tax Rec Thru Rates-Plant Flow Thru	1,619,974	1,573,744	1,527,514
C1863	18504500	Reg Asset-Inc Tax Rec Thru Rates-Other	(354,729)	(352,720)	(350,712)
C1863	18505500	Reg Asset-Inc Tax Rec Thru Rates-Acc Amort	(928,640)	(941,186)	(953,731)
C1862	18610000	Reg Asset - Deferred Programmed Maint	4,042,138	4,183,560	4,388,105
C1861	18620000	Reg Asset - Deferred Rate Case	386,646	480,049	525,717
C181	18661000	Reg Asset - Unamortized Debt Exp	108,869	108,248	107,517
C181	18661500	Reg Asset - Unamortized Debt Exp Interco	1,600,035	1,595,223	1,589,567
C181	18662000	Reg Asset - Unamortized Preferred Stock Exp	18,373	18,308	18,244
C174	18680101	Reg Asset - Deferred Vacation Pay	168,388	168,388	87,385
C1862	18680126	Reg Asset - FAS112 Costs	61,130	61,130	61,130
C1862	18680131	Reg Asset - Depreciation Study	19,751	19,134	18,516
C1862	18680132	Reg Asset - Cost of Service Study	4,492	3,930	3,369
C1862	18680144	Reg Asset - Waste Disposal	50,000	41,667	33,333
C1862	18689900	Reg Asset - Other	1,593,484	1,588,728	1,583,971
C1862	18713000	LT Asset - Prelim Survey & Investigation	52,204	52,204	52,204
B181	18715700	LT Asset - Unamort Debt In - Revolver	83,033	81,577	80,120
C201	20120000	Common Stock - Subs Intercompany	(36,568,777)	(36,568,777)	(36,568,777)
C207	20510000	20510000 Paid-in Capital - Subs Minority Interest	(6,330)	(6,330)	(6,330)
C211	20520000	20520000 Paid-in Capital - Subs Intercompany	(78,851,360)	(78,851,494)	(78,853,731)
C215	21021000	Retained Earnings at Acquisition Intercompany	(343,498)	(343,498)	(343,498)
C215	21024000	Retained Earnings Since Acquisition	(43,420,801)	(43,420,801)	(43,420,801)
C205	21410000	Preferred Stock - w/o Mandatory Redemptn Requirmts	0	0	0
C204	21510000	Preferred Stock - Redeemable	(4,500,000)	(4,500,000)	(4,500,000)
C221	22110000	Bonds	(23,500,000)	(23,500,000)	(23,500,000)
C221	22115000	Bonds - Interco	(164,390,000)	(164,390,000)	(164,390,000)
C221	22210000	Current Portion LTD	0	0	0
C234	23120000	N/P Assoc Cos	0	0	0
C234	23121000	in-House Cash Center Bank	(10,074,072)	(10,658,259)	(13,077,729)
C234	23121001	IHC Clearing - Outgoing Payment	35,030	4,004	14,043
C234	23121002	IHC Clearing - Incoming Payment	0	0	0
C234	23121003	in-House Cash Center - Payment Clearing	0	0	0
C234	23121005	IHC Clearing - Intermediate	(224)	(14,162)	(12,212)
C234	23129000	N/P Assoc Cos - Loan Clearing	0	0	0
C231	23410000	A/P - Reconciliation Account	(2,221,461)	(1,275,750)	(2,393,573)
C231	23410100	A/P Intercompany - Reconciliation Account	(423,642)	(298,386)	(87,130)
C231	23410999	A/P - Conversion	0	0	0
C231	23411000	A/P - Pcard	21,511	13,793	4,298
C231	23411400	A/P - Gcard Clearing	0	0	0
C231	23411500	A/P - Pcard Clearing	0	0	0
C231	23420000	A/P - Contract Retentions	(141,115)	(141,115)	(141,115)
C231	23430000	A/P - Miscellaneous	(92,698)	(70,467)	(32,074)
C231	23430600	A/P - Workbook Accrual	(169,486)	(41,033)	(20,110)
C231	23430700	A/P - Pcard Accrual	(63,742)	(29,195)	(22,746)
C231	23431000	A/P - Misc Global	(154,102)	(108,479)	(95,150)
C231	23435000	A/P - Project Cost Accrual	(1,921,655)	(2,348,573)	(1,783,167)
C233	23510000	A/P Associated Companies	(4,125)	(20,137)	(783)
C233	23520000	A/P Associated Companies - Service Co Bill	1,300,493	1,076,075	1,161,116
C233	23520001	A/P Associated Companies - Service Co Bill	(1,112,377)	(1,193,627)	(1,146,329)
C233	23599999	Intercompany System Clearing	0	0	0
C23612	23621000	Accrued FIT - Current Year	(248,062)	(202,781)	(274,215)
C23612	23622000	Accrued FIT - Prior Years	(2,707,631)	(2,707,631)	(2,707,631)
C23612	23631000	Accrued SIT - Current Year	(45,239)	(36,981)	(36,793)
C23612	23632000	Accrued SIT - Prior Years	246,305	556,305	556,305

NARUC	Account	Account Description	Jan 2013	Feb 2013	Mar 2013
C23611	23652100	Accrued Tax - FICA	(47,203)	(45,505)	(24,023)
C23611	23652200	Accrued Tax - SUTA	(5,144)	(2,915)	-
C23611	23653000	Accrued Tax - Property Tax	(2,140,213)	(2,483,295)	(1,088,124)
C23611	23654000	Accrued Tax - Use Tax	(25,275)	(40,647)	(10,815)
C23611	23659000	Accrued Tax - Other	(4,061)	(4,061)	(4,061)
C2371	23720000	Interest Accrued - LTD	(449,585)	(314,582)	(456,885)
C2371	23730000	Interest Accrued - LTD Interco	(2,497,653)	(3,287,548)	(3,400,667)
C2371	23740000	Interest Accrued - Redeemable Preferred Dividends	(63,525)	(93,170)	(31,763)
C241	24120000	Accrued Vacation Pay	(168,388)	(168,388)	(87,385)
C241	24120100	Accrued Water Purchases	(27,455)	(21,444)	(25,396)
C241	24120200	Accrued Power	(320,475)	(304,063)	(309,193)
C241	24120300	Accrued Legal	(66,124)	(82,310)	(100,240)
C241	24120600	Accrued Wages	(270,087)	(245,292)	(284,924)
C241	24120700	Accrued Insurance	(52,734)	(88,299)	(57,466)
C241	24120710	Accrued Insurance Retro Adjustment	0	0	(40,326)
C241	24121000	Accrued Waste Disposal	(38,250)	(45,500)	(52,750)
C241	24121100	Accrued Retiree Medical	0	0	(2,750)
C241	24121200	Accrued DCP - Contribution	(6,172)	(6,403)	(6,775)
C241	24121400	Accrued Bank Fees	(25,322)	(35,733)	(24,594)
C241	24121800	Accrued Severance	0	0	0
C241	24122700	Accrued Employer 401k Match	(5,414)	(5,310)	(5,833)
C241	24122800	Accr'd Pref'd Dividends w/o Mand Redmptn Requirements	0	0	0
C241	24123000	Accrued Incentive Plan Cash	(380,271)	(398,963)	(56,700)
C241	24126000	Miscellaneous Deposits Payable	(10,940)	(40,940)	(40,940)
C241	24126200	Accrued Paving	(12,000)	(5,336)	(14,112)
C241	24133000	Unclaimed Customer Credits	(20,261)	(20,261)	(25,142)
C241	24133200	Unclaimed A/P Checks	(11,180)	(11,180)	(13,503)
C241	24133300	Unclaimed Wages	0	0	0
C241	24142001	WH PR - Union Dues	1,033	214	214
C241	24142002	WH PR - Charity Contributions	(1,230)	(2,324)	(2,324)
C241	24142005	WH PR - Flex Spending	(323)	(1,021)	-
C241	24142006	WH PR - 401k Contributions	(40)	(40)	-
C241	24142008	WH PR - Garnishments	-	(363)	(363)
C241	24142009	WH PR - Life Insurance	(20)	(842)	-
C241	24142010	WH PR - Tax Coll Pay FIT	3,600	3,600	3,600
C241	24142012	WH PR - Tax Coll Pay LIT	879	879	1,297
C241	24142013	WH PR - Tax Coll Pay FICA	1,704	1,704	1,704
C241	24142014	WH PR - ESPP	(10,273)	-	(4,762)
C241	24142099	WH PR - Miscellaneous	0	0	0
C241	24142100	WH PR - Tax Coll SIT	1,320	1,320	1,320
C241	24161000	GRIR - Stock E (Materials)	(74,585)	(21,939)	(24,984)
C241	24163000	GRIR - Stock C (Chemicals)	(191,787)	(76,552)	(56,876)
C241	24164000	GRIR - Non-inventory	(1,587,187)	(2,270,515)	(1,616,237)
C241	24166000	GRIR-Capital Expenditure Accruals Reclass	1,329,116	1,979,382	1,453,141
C241	24169999	GRIR - Conversion	(4,134)	(4,134)	-
C241	24171000	CFO Miscellaneous	0	0	0
C241	24171005	CFO Customer Assistance Non Pledged	(141)	(191)	(243)
C241	24171006	CFO Customer Assistance Pledged	(105)	(140)	(177)
C241	24171011	CFO MC/Sewer Revenue/Cash	265,660	265,648	215,302
C241	24171012	CFO MC/Sewer A/R	8,514	8,524	8,292
C241	24171014	CFO MC/Sewer ChgOff	(227,697)	(227,637)	(227,532)
C241	24172000	CFO Sales Tax	(32,604)	(40,621)	(36,554)
C241	24173000	CFO Gross Receipts Tax	(689,102)	(328,953)	(488,038)
C241	24174000	CFO Municipal Tax	(183,664)	(181,811)	(175,674)

NARUC	Account	Account Description	Jan 2013	Feb 2013	Mar 2013
C241	24199800	24199800 Other Current Liabilities - Tax Sensitive	(5,207)	175,984	99,860
C241	24199900	24199900 Other Current Liabilities - Non-Tax Sensitive	0	0	0
C252	25212000	25212000 Advances for Construction - NT Ext Deposits	(12,508,501)	(12,504,504)	(12,504,504)
C252	25217000	25217000 Advances for Construction - NT WIP	(580,949)	(906,356)	(1,071,857)
C252	25280000	25280000 Advances for Construction - Reclassified to Current	1,100,000	1,100,000	1,000,000
C252	25299900	25299900 Advances for Construction - Current	(1,100,000)	(1,100,000)	(1,000,000)
C283	25311000	25311000 Deferred FIT Liability - Other	(49,507,980)	(49,825,321)	(50,528,800)
C283	25321000	25321000 Deferred FIT Liability - Current	(7,209,672)	(7,267,545)	(7,342,987)
C23612	25340000	25340000 Deferred SIT Liability - Current	194,547	194,547	194,547
C23612	25350000	25350000 Deferred SIT Liability - Current	35,480	35,480	35,480
C251	25510100	25510100 Unamortized ITC - 3%	(62,928)	(62,290)	(61,653)
C251	25510200	25510200 Unamortized ITC - 4%	(29,109)	(28,583)	(28,058)
C251	25510300	25510300 Unamortized ITC - 10%	(694,723)	(688,820)	(682,916)
C2531	25621200	25621200 Reg Liab-Inc Tax Rec Thru Rates-Exc Def Depr FIT	(709,848)	(698,115)	(686,381)
C2531	25622000	25622000 Reg Liab-Inc Tax Rec Thru Rates-Deficit Def	138,761	136,465	134,168
C2531	25623200	25623200 Reg Liab-Inc Tax Rec Thru Rates-Exc Def Dep SIT	(1,370,405)	(1,366,348)	(1,362,291)
C2531	25626000	25626000 Reg Liab-Inc Tax Rec Thru Rates-ITC Gross-Up 3%	(42,633)	(42,201)	(41,769)
C2531	25626100	25626100 Reg Liab-Inc Tax Rec Thru Rates-ITC Gross-Up 4%	(19,713)	(19,357)	(19,001)
C2531	25626200	25626200 Reg Liab-Inc Tax Rec Thru Rates-ITC Gross-Up 10%	(382,746)	(379,493)	(376,241)
C2531	25633500	25633500 Reg Liab - Gain on Debt	(141,385)	(130,509)	(119,634)
C1081	25700000	25700000 Reg Liab - Cost of Removal	(14,978,230)	(14,897,330)	(14,973,268)
C1862	25710000	25710000 Reg Liab - Cost of Removal RWIP	702,647	479,543	297,994
C2532	26212000	26212000 Accrued Pension Expense	1,941,109	2,249,252	2,162,275
C2532	26221000	26221000 Accrued OPEB NEI	(365,306)	(234,165)	(299,736)
C2532	26221500	26221500 Accrued OPEB Medicare Subsidy	(308,852)	(313,172)	(317,491)
C2532	26281300	26281300 Deferred FAS 112 Costs	(61,130)	(61,130)	(61,130)
C2532	26281500	26281500 Accrued Dividend Equivalents	(11,174)	(7,512)	(7,072)
C2532	26580000	26580000 FIN 48 Reserve - Federal	(3,026,146)	(3,026,146)	(2,595,321)
C2532	26581000	26581000 FIN 48 Reserve - State	(555,613)	(555,613)	(548,173)
C271	27111000	27111000 CIAC-Non Taxable - Mains	(18,027,395)	(18,027,395)	(18,027,395)
C271	27112000	27112000 CIAC-Non Taxable - Ext Dep	(12,856,314)	(12,856,314)	(12,856,314)
C271	27113000	27113000 CIAC-Non Taxable - Services	(19,749,620)	(19,676,822)	(19,719,306)
C271	27114000	27114000 CIAC-Non Taxable - Meters	(1,024,003)	(1,024,003)	(1,024,003)
C271	27115000	27115000 CIAC-Non Taxable - Hydrants	(1,785,934)	(1,785,934)	(1,785,934)
C271	27116000	27116000 CIAC-Non Taxable - Other	(4,731,961)	(4,731,961)	(4,731,961)
C271	27117000	27117000 CIAC-Non Taxable - WIP	(1,167,029)	(1,237,033)	(1,260,227)
C271	27118000	27118000 CIAC-Non Taxable - Non-Utility Property	(249,725)	(249,725)	(249,725)
C271	27121000	27121000 CIAC-Taxable - Mains	(1,998,493)	(1,998,493)	(1,998,493)
C271	27122000	27122000 CIAC-Taxable - Ext Dep	(766,586)	(766,586)	(766,586)
C271	27123000	27123000 CIAC-Taxable - Services	(7,312,471)	(7,325,697)	(7,331,619)
C271	27124000	27124000 CIAC-Taxable - Meters	(3,299)	(3,299)	(3,299)
C271	27125000	27125000 CIAC-Taxable - Hydrants	(487,487)	(487,487)	(487,487)
C271	27126000	27126000 CIAC-Taxable - Other	(440,903)	(440,903)	(440,903)
C271	27127000	27127000 CIAC-Taxable - WIP	(500)	(500)	(500)
C272	27206000	27206000 Accum Amort CIAC - Other	17,172,720	17,274,197	17,375,491
C272	27210000	27210000 Accum Amort CIAC - Tax	1,629,857	1,653,407	1,676,989

Kentucky American Water Company  
Case No. 2012-00520  
Response to PSC DR1, Item 31  
Trial Balance - Income Statement Accounts

G/L Account	Account Description	NARUC	April 2012	May 2012	June 2012	July 2012	Aug 2012	Sept 2012	Oct 2012	Nov 2012
40111000	Res Sales Billed	B4611	(3,306,379)	(3,433,225)	(4,327,106)	(4,869,223)	(4,605,335)	(3,684,607)	(3,745,932)	(3,452,256)
40112000	Res Sales Unbilled	B4611	(50,169)	(406,982)	(147,471)	(166,315)	395,877	(317,290)	259,717	250,684
40121000	Com Sales Billed	B4612	(1,587,735)	(1,683,063)	(2,063,051)	(2,333,188)	(2,371,340)	(2,083,579)	(1,886,756)	(1,747,006)
40122000	Com Sales Unbilled	B4612	(131,265)	(189,126)	(59,593)	(109,238)	245,784	(52,112)	(14,760)	167,068
40131000	Ind Sales Billed	B4613	(182,011)	(172,406)	(196,992)	(227,007)	(224,970)	(246,980)	(168,976)	(179,209)
40132000	Ind Sales Unbilled	B4613	(7,378)	(10,475)	1,415	(14,764)	(6,868)	16,005	252	13,680
40141000	Publ Fire Billed	B4621	(280,864)	(280,848)	(280,848)	(280,851)	(280,848)	(280,848)	(280,851)	(257,435)
40145000	Priv Fire Billed	B4622	(190,752)	(200,269)	(194,178)	(195,630)	(203,428)	(187,168)	(192,574)	(204,764)
40151000	Publ Auth Billed	B4614	(454,044)	(489,395)	(674,953)	(765,828)	(784,582)	(849,394)	(601,853)	(565,616)
40152000	Publ Auth Unbilled	B4614	(19,442)	(65,954)	(23,548)	(77,722)	86,472	(98,365)	46,311	80,543
40161000	SlS/Rsle Billed	B466	(118,122)	(136,625)	(199,077)	(172,230)	(291,094)	(224,481)	(143,855)	(163,995)
40161050	SlS/Rsle Billed I/C	B467	(6,832)	(2,471)	(3,114)	(2,281)	(2,313)	(2,205)	(1,639)	(2,115)
40162000	SalesforRsle Unbilled	B466	(15,429)	(43,026)	17,936	21,321	(46,807)	41,158	(17,663)	34,336
40171000	Misc Sales Billed	B474	(274)	(881)	(4,668)	(6,095)	(4,494)	(4,842)	(7,180)	(5,218)
40171300	MiscSlS Bill Unmtrd	B474	-	-	-	-	-	-	-	-
40189900	Other Water Revenue	B474	-	-	-	(640)	-	640	1,821	-
40211000	Dom WW Svc Billed	B5211	(15,631)	(14,917)	(17,118)	(16,426)	(15,936)	(17,071)	(14,026)	(15,256)
40221000	Com WW Svc Billed	B5212	(6,193)	1,291	(15,445)	(8,290)	(8,857)	(9,723)	(8,415)	(8,306)
40222000	Com WW Svc Unbilled	B5212	-	-	5,464	(5,464)	-	-	-	-
40231000	Ind WW Svc Billed	B5213	(542)	(548)	(548)	(583)	(64)	(32)	(45)	(30)
40251000	PubAuth WW Billed	B5214	(753)	(627)	(594)	(524)	(426)	(947)	(645)	(804)
40310100	OthRev-Late Pymt Fee	B470	-	-	0	-	0	-	-	-
40310200	OthRev-Rent	B472	(7,609)	(9,153)	(7,909)	(7,909)	(7,909)	(7,909)	(7,909)	(7,909)
40310250	OthRev-Rent I/C	B474	(28,847)	(30,424)	(28,858)	(30,783)	(28,601)	(27,129)	(26,253)	(27,417)
40310300	OthRev-CFO	B471	(136,775)	(136,627)	(137,690)	(137,129)	(137,634)	(20,218)	-	-
40310400	OthRev-NSF Ck Chrg	B471	(1,632)	(2,412)	(2,040)	(2,636)	(2,796)	(2,476)	(1,860)	(1,428)
40310500	OthRev-App/InitFee	B471	(45,410)	(50,326)	(61,476)	(62,530)	(92,700)	(56,162)	(51,086)	(47,713)
40310600	OthRev-Usage Data	B471	-	-	-	-	(1,935)	635	(900)	(1,100)
40310700	OthRev-Reconnect Fee	B471	(58,344)	(57,850)	(22,672)	(20,592)	(19,968)	(23,348)	(13,624)	(11,258)
40319900	OthRev-Misc Svc	B471	-	-	-	-	(3,468)	(397)	(2,436)	(755)
40359900	OthRev WW-Misc Svc	B536	-	-	-	-	-	(500)	-	-
50100000	Labor Expense	B6018	-	-	-	-	174,397	195,596	161,049	297,287
50100001	Labor ExpenseAccrual	B6018	-	-	-	-	92,960	13,207	(129)	(60,681)
50101300	Labor Oper WT	B6013	90,498	129,515	86,066	87,481	153,143	91,014	111,241	64,587
50101305	Labor Oper WT SupEng	B6013	71,168	104,407	62,276	56,799	66,554	33,651	49,652	46,676
50101400	Labor Oper TD	B6015	89,906	123,797	134,502	62,674	40,711	29,495	45,333	22,679
50101405	Labor Oper TD SupEng	B6015	11,311	9,694	9,624	5,814	11,607	9,665	9,298	4,600
50101415	Labor Oper TD Lines	B6015	14,053	23,171	16,131	13,864	5,291	2,605	5,343	2,894
50101420	Labor Oper TD Meter	B6015	42,313	63,224	36,941	29,455	61,588	33,443	57,113	35,640
50101500	Labor Oper CA	B6017	1,372	1,449	3,519	3,870	3,806	461	455	452
50101510	Labor Oper CA MtrRd	B6017	23,290	37,869	24,164	17,477	38,571	15,965	24,751	21,848
50101520	Labor Oper CA CstSrv	B6017	5,789	9,466	3,177	4,010	15,209	15,146	19,908	17,707
50101600	Labor Oper AG	B6018	111,029	(55,125)	82,027	127,571	(82,520)	43,438	62,223	50,606
50102100	Labor Maint SS	B6012	-	-	4,275	-	-	-	-	-
50102125	Labor Mnt SS Wells	B6012	-	-	-	-	169	(85)	-	-

Kentucky American Water Company  
Case No. 2012-00520  
Response to PSC DR1, Item 31  
Trial Balance - Income Statement Accounts

G/L Account	Account Description	NARUC	April 2012	May 2012	June 2012	July 2012	Aug 2012	Sept 2012	Oct 2012	Nov 2012
50102200	Labor Maint P	B6012	9,355	8,575	-	-	-	-	-	-
50102300	Labor Maint WT	B6014	4,091	9,287	6,781	13,366	19,123	12,131	20,216	12,739
50102305	Labor Mnt WT Sup&Eng	B6014	-	-	-	1,598	2,186	-	96	-
50102400	Labor Maint TD	B6016	3,046	6,354	2,376	4,231	4,696	6,576	5,319	5,089
50102405	Labor Mnt TD Sup&Eng	B6016	-	-	-	-	-	-	-	-
50102410	Labor Mnt TD Str&Imp	B6016	422	288	349	358	254	323	(161)	-
50102415	Labor Mnt TD DistRes	B6016	-	983	-	-	1,087	(552)	58	-
50102420	Labor Mnt TD Mains	B6016	12,690	18,002	8,487	10,023	15,414	10,259	5,505	9,410
50102430	Labor Mnt TD Service	B6016	19,490	24,835	17,476	20,171	27,843	20,793	24,715	18,476
50102435	Labor Mnt TD Meter	B6016	4,505	6,088	2,555	1,832	2,076	-	4,569	2,593
50102440	Labor Mnt TD Hydrant	B6016	11,300	14,886	10,585	8,199	14,358	10,851	18,460	3,641
50109900	Labor Cap Credits	B6018	-	-	-	-	(131,817)	(80,133)	(86,558)	(92,927)
50110000	Labor NS OT - Natural	B6018	-	-	-	-	15,777	19,880	14,091	33,287
50111300	LaborOperNS OT WT	B6013	9,696	24,942	15,005	13,646	14,752	17,695	27,556	34,663
50111305	LaborOperNS OT WT SE	B6013	1,601	4,336	3,685	3,327	1,138	768	2,194	2,349
50111400	LaborOperNS OT TD	B6015	559	1,117	739	1,201	1,089	1,812	1,675	983
50111405	LaborOperNS OT TD SE	B6015	301	162	260	-	129	199	227	121
50111415	LaborOperNS OT TD Ln	B6015	1,472	992	715	374	323	217	283	338
50111420	LaborOperNS OT TD Mt	B6015	10,157	12,102	8,616	7,475	4,800	4,079	6,564	3,984
50111500	LaborOperNS OT CA	B6017	-	63	32	-	-	17	71	-
50111510	LaborOperNS OT CA MR	B6017	887	3,795	2,240	2,296	2,723	1,988	3,151	2,407
50111520	LaborOperNS OT CA CS	B6017	414	392	81	-	170	407	260	465
50111600	LaborOperNS OT AG	B6018	-	-	-	-	244	53	78	91
50112100	LaborMaint NS OT SS	B6012	-	-	-	319	-	-	-	-
50112200	LaborMaint NS OT P	B6012	543	505	-	-	-	-	-	-
50112300	LaborMaint NS OT WT	B6014	1,741	673	864	2,677	2,589	1,756	2,383	3,498
50112305	LaborMaintNSOT WT SE	B6014	-	-	-	348	-	-	18	-
50112400	LaborMaint NS OT TD	B6016	225	257	722	681	451	1,751	760	3,671
50112410	LaborMaintNSOT TD SI	B6016	-	-	-	35	-	-	-	-
50112415	LaborMaintNSOT TD DR	B6016	-	-	-	-	17	-	-	-
50112420	LaborMaintNSOT TD Min	B6016	1,884	3,209	6,966	3,206	2,217	7,929	2,753	4,348
50112430	LaborMaintNSOT TD Sv	B6016	1,531	4,475	2,459	3,693	3,173	4,327	4,625	7,497
50112435	LaborMaintNSOT TD Mt	B6016	-	18	-	-	-	-	37	-
50112440	LaborMaintNSOT TD Hy	B6016	258	241	1,157	718	3,005	2,283	4,113	1,517
50119900	LaborNSOT CapCredits	B6018	-	-	-	-	(5,694)	(9,012)	(7,206)	(18,694)
50120000	Labor OT - Natural	B6018	-	-	-	-	2,558	-	-	-
50121300	LaborOper OT WT	B6013	3,553	-	2,563	3,115	-	4,355	9	5,680
50121420	LaborOperOT TD Meter	B6015	-	-	-	-	363	-	-	-
50122420	LaborMaintOT TD Main	B6016	-	-	-	-	548	-	-	-
50122430	LaborMaintOT TD Svc	B6016	-	-	-	-	255	-	-	-
50129900	Labor OT Cap Credits	B6018	-	-	-	-	(2,558)	-	-	-
50171000	Annual Incent Plan	B6018	23,088	(19,806)	(9,454)	18,201	19,898	11,310	19,331	19,735
50171100	AIP Cap Credits	B6018	-	-	-	-	-	-	-	-
50171600	Comp Exp-Options	B6018	1,729	1,731	2,109	1,767	1,779	2,095	1,796	1,794
50171800	Comp Exp-RSU's	B6018	5,585	480	4,653	3,235	3,250	11,526	3,836	3,833

Kentucky American Water Company  
Case No. 2012-00520  
Response to PSC DR1, Item 31  
Trial Balance - Income Statement Accounts

G/L Account	Account Description	NARUC	April 2012	May 2012	June 2012	July 2012	Aug 2012	Sept 2012	Oct 2012	Nov 2012
50185000	Severance	B6018	-	-	-	41,108	-	11,915	-	-
50421000	401k Expense	B6048	9,987	9,504	9,563	10,485	13,858	11,279	13,213	11,992
50421100	401k Exp Cap Credits	B6048	-	-	-	-	(2,970)	(2,050)	(2,123)	(2,655)
50422000	DCP Expense	B6048	13,615	13,131	12,378	12,928	17,598	15,109	18,224	16,470
50422100	DCP Exp Cap Credits	B6048	-	-	-	-	(3,741)	(2,298)	(1,949)	(3,233)
50423000	ESPP Expense	B6048	748	748	813	831	813	873	864	864
50426000	Retiree Medical Exp	B6048	677	1,419	(0)	756	-	1,833	-	-
50426100	Retiree Med Cap Cr	B6048	-	-	-	-	-	-	-	-
50450000	Other Welfare	B6048	-	-	-	-	-	-	-	-
50450013	Other Welfare WT	B6043	-	-	-	-	-	-	-	-
50450014	Other Welfare TD	B6045	-	-	-	-	-	-	-	-
50450016	Other Welfare AG	B6048	(2,183)	7,417	(1,883)	1,050	-	-	1,050	17,667
50451000	Employee Awards	B6048	1,345	126	53	925	89	-	900	1,743
50452000	Emp Physical Exams	B6048	183	360	165	251	-	30	968	886
50456000	Tuition Aid	B6048	-	1,245	(1,245)	-	-	-	-	-
50457000	Training	B6048	(111)	252	2,640	1,698	-	-	-	2,626
50510000	PBOP Expense	B6048	70,060	66,212	62,447	70,060	66,387	66,219	66,219	61,662
50510100	PBOP Cap Credits	B6048	(8,657)	(13,684)	(8,732)	(22,969)	(10,969)	(10,050)	(11,209)	(14,936)
50550000	Group Insur Expense	B6048	134,922	119,197	131,577	132,885	131,530	115,099	132,426	126,377
50550100	Group Ins Cap Credits	B6048	(17,564)	(29,162)	(19,168)	(27,959)	(21,107)	(16,856)	(17,005)	(21,708)
50610000	Pension Expense	B6048	101,561	101,561	101,561	101,561	101,561	101,561	101,561	101,561
50610100	Pension Cap Credits	B6048	(13,454)	(21,267)	(13,570)	(33,365)	(15,819)	(14,494)	(16,160)	(21,534)
51010000	Purchased Water	B6101	19,866	28,368	36,269	45,420	24,693	17,625	17,985	19,465
51015000	Purchased Water I/C	B6101	6,832	2,471	3,114	2,281	2,313	2,205	1,639	2,115
51110000	Waste Disposal	B6753	19,427	23,576	21,902	18,358	15,215	18,032	25,056	18,744
51120000	Amort Waste Disposal	B6753	8,333	8,333	8,333	8,333	8,333	8,333	8,333	8,333
51510000	Purchased Power	B6158	-	-	-	-	-	-	-	-
51510011	Purchased Power SS	B6151	-	-	-	-	10,876	10,876	10,876	10,876
51510012	Purchased Power P	B6151	43,670	34,851	57,994	51,127	49,542	42,811	36,423	40,686
51510013	Purchased Power WT	B6153	258,142	326,146	326,305	289,563	401,621	293,120	258,995	222,746
51510014	Purchased Power TD	B6155	579	407	543	360	422	426	523	407
51520000	Fuel for Power Prod	B6161	-	-	1,207	-	-	-	9,134	-
51800000	Chemicals	B6183	121,906	164,085	162,263	204,360	203,485	165,726	123,643	116,966
52000000	M&S Expense (O&M)	B6205	-	-	-	-	-	-	-	-
52001200	M&S Oper P	B6201	-	-	-	-	-	-	-	424
52001300	M&S Oper WT	B6203	2,942	4,709	8,057	5,285	1,874	-	4,220	25,663
52001400	M&S Oper TD	B6205	11,721	5,150	10,983	14,801	12,664	3,850	5,041	15,565
52001600	M&S Oper AG	B6208	1,305	(1,938)	3,979	2,280	31,126	36,154	15,830	(69,620)
52500000	Misc Expense (O&M)	B6758	-	-	-	-	-	-	-	-
52501100	Misc Oper SS	B6751	-	-	-	-	4,152	4,152	4,152	4,836
52501200	Misc Oper P	B6751	485	(500)	-	-	-	-	-	(20)
52501300	Misc Oper WT	B6753	370	3,295	1,669	1,980	426	2,069	1,497	5,010
52501400	Misc Oper TD	B6755	4,819	4,034	4,585	11,662	3,943	2,981	2,514	16,005
52501600	Misc Oper AG	B6758	8,922	10,927	2,780	28,527	57,582	164,539	(134,997)	(99,533)
52503000	Advertising	B6608	-	1,643	-	13,706	-	1,458	4,094	(4,988)

Kentucky American Water Company  
Case No. 2012-00520  
Response to PSC DR1, Item 31  
Trial Balance - Income Statement Accounts

G/L Account	Account Description	NARUC	April 2012	May 2012	June 2012	July 2012	Aug 2012	Sept 2012	Oct 2012	Nov 2012
52510000	Bank Svc Charges	B6758	-	-	-	-	-	-	-	-
52510015	Bank Svc Charges-CA	B6757	16,141	14,817	17,559	13,509	17,404	18,589	10,597	9,530
52510016	Bank Svc Charges-AG	B6758	0	-	-	0	-	-	-	-
52512500	Books&Publications	B6758	-	-	-	-	-	-	-	126
52514500	Charitb Don-H/Ed/En	B6758	-	-	250	7,500	-	22,000	2,500	92,239
52514600	Charitb Don-Commnty	B6758	-	-	500	10,500	-	-	7,500	17,291
52514700	Community Partnrshps	B6758	-	1,000	13,200	-	-	-	14,000	28,091
52514901	Cust Edu Comm-Reg	B6758	-	-	-	-	-	-	-	2,013
52514902	Cust Edu Comm-3rdPty	B6758	-	-	-	-	-	-	-	43
52514903	Cust Edu Comm-Issues	B6758	-	-	203	-	-	-	278	1,049
52514904	Cust Edu Comm-Consrv	B6758	-	-	11,195	304	-	965	21,731	37,544
52514905	Cust Edu Comm-Printd	B6758	462	-	855	109	-	71	-	4,087
52514906	Cust Edu-Bill Insert	B6758	8,959	437	4,068	-	-	239	239	4,574
52514907	Cust Edu-Press Rls	B6758	-	-	-	-	-	-	-	-
52514909	Cust Edu-Video&Photo	B6758	-	-	-	-	-	-	260	703
52515000	Commun Relations-E	B6758	-	184	-	3,074	-	2,319	85	5,491
52515001	Commun Relations-S	B6758	-	-	-	2,284	2,091	1,863	1,633	12,113
52520000	Collection Agencies	B6757	7,431	11,561	7,110	3,689	6,037	5,158	3,805	4,483
52522000	Community Relations	B6758	-	-	-	350	-	-	-	(13,041)
52524000	Co Dues/Mimbrshp Ded	B6758	4,984	5,349	(5,218)	6,050	5,913	6,353	8,413	7,413
52526000	Credit Line Fees	B6758	-	6,667	-	-	-	-	-	-
52526100	Credit Line Fees I/C	B6758	3,668	2,786	-	2,571	2,728	4,572	2,575	2,442
52527000	Directors Fees	B6758	250	3,483	250	200	10,153	150	250	10,199
52527100	Directors Expenses	B6758	-	-	-	-	-	-	-	-
52532000	Electricity	B6758	-	-	-	-	-	-	-	-
52532011	Electricity SS	B6751	-	-	-	-	-	-	-	-
52532013	Electricity WT	B6753	105	90	166	110	179	141	173	194
52532014	Electricity TD	B6755	3,834	5,193	5,415	3,455	4,349	3,442	2,261	2,168
52532016	Electricity AG	B6758	5,160	5,748	7,379	7,010	7,879	5,131	6,788	4,467
52534000	Employee Expenses	B6758	19,304	12,441	2,102	2,027	14,965	40,325	14,479	(27,939)
52534200	Conferences & Reg	B6758	216	841	376	1,009	109	54	54	6,945
52535000	Meals Deductible	B6758	17,526	4,728	(1,073)	(5,040)	15,255	41,056	14,249	(26,890)
52535100	Meals Nondeductible	B6758	-	-	5	-	-	-	-	85
52540000	Amort Bus Svc ProjXp	B6758	-	-	-	-	-	-	-	-
52542000	Forms	B6758	-	-	-	-	-	-	-	-
52542015	Forms CA	B6757	16,633	16,774	16,203	15,176	16,499	16,499	26,369	(4,140)
52542016	Forms AG	B6758	-	408	384	-	57	-	-	-
52546000	Grounds Keeping	B6758	-	-	-	-	-	-	-	-
52546011	Grounds Keeping SS	B6751	-	-	-	-	-	-	-	368
52546013	Grounds Keeping WT	B6753	-	-	-	-	11,800	5,840	2,713	3,410
52546014	Grounds Keeping TD	B6755	3	-	-	-	647	931	10,666	931
52546016	Grounds Keeping AG	B6758	-	-	-	-	1,204	-	-	-
52548000	Heating Oil/Gas	B6758	-	-	-	-	-	-	-	-
52548014	Heating Oil/Gas TD	B6755	91	137	67	414	466	365	538	521
52548016	Heating Oil/Gas AG	B6758	788	1,087	838	(45)	1,498	649	1,223	919



Kentucky American Water Company  
Case No. 2012-00520  
Response to PSC DR1, Item 31  
Trial Balance - Income Statement Accounts

G/L Account	Account Description	NARUC	April 2012	May 2012	June 2012	July 2012	Aug 2012	Sept 2012	Oct 2012	Nov 2012
52548100	Hiring Costs	B6758	-	-	-	125	132	48	53	255
52549000	Injuries and Damages	B6758	-	17,813	-	-	-	-	1,525	10,668
52549500	Inv Phys W/O Scrap	B6758	-	-	-	-	-	-	1,290	12,945
52550000	Janitorial	B6758	-	-	-	-	-	-	-	-
52550012	Janitorial P	B6751	-	-	-	-	-	196	-	-
52550013	Janitorial WT	B6753	-	243	88	1,088	-	146	3,597	4,999
52550014	Janitorial TD	B6755	-	-	-	-	-	-	-	110
52550016	Janitorial AG	B6758	7,583	5,868	9,009	11,122	-	5,403	16,933	11,020
52554500	Lab Supplies	B6753	3,759	4,500	9,900	3,697	-	8,350	14,984	17,038
52556500	Low Income Pay Prog	B6758	-	-	500	15,000	-	-	10,000	15,000
52562000	Office Supplies	B6758	-	-	-	-	-	-	-	-
52562011	Off&Adm Supplies SS	B6751	-	-	-	-	-	-	79	792
52562013	Off&Adm Supplies WT	B6753	824	884	1,240	750	381	288	197	6,333
52562014	Off&Adm Supplies TD	B6755	509	-	1,430	1,519	216	-	425	487
52562015	Off&Adm Supplies CA	B6757	11	(66)	-	-	-	-	-	-
52562016	Off&Adm Supplies AG	B6758	2,047	2,663	1,210	851	167	37	(895)	5,438
52562500	Overnight Shipping	B6758	-	-	-	-	-	-	-	-
52562513	Overnight Shipping WT	B6753	-	-	1,672	1,673	2,188	994	909	1,951
52562514	Overnight Shipping TD	B6755	-	-	-	-	12	-	-	-
52562515	Overnight Shipping CA	B6757	-	-	-	-	24	43	62	236
52562516	Overnight Shipping AG	B6758	2,378	1,497	1,065	152	78	23	8	227
52564000	Penalties Non-deduct	B6758	-	-	-	-	-	-	-	-
52566000	Postage	B6758	-	-	-	-	-	-	-	-
52566015	Postage CA	B6757	51,159	48,291	47,912	46,334	56,205	38,937	48,543	46,474
52566016	Postage AG	B6758	1,606	1,660	4,723	(4,677)	-	-	-	-
52566700	Printing	B6758	-	-	-	-	-	-	-	-
52567000	Relocation Expenses	B6758	-	-	-	-	-	-	-	81
52568000	Research & Develop	B6758	1,591	1,909	1,750	1,750	1,750	1,822	1,774	1,774
52571000	Security Svc	B6758	-	-	-	-	-	-	-	-
52571013	Security Svc WT	B6753	-	-	-	-	6,734	-	-	-
52571016	Security Svc AG	B6758	-	-	-	-	-	3,808	-	200
52571100	Add'l Security Costs	B6758	26,612	12,879	16,042	14,250	305	402	1,842	5,261
52571500	Software Licenses	B6758	2,527	2,399	3,444	3,405	3,201	3,119	4,064	3,510
52574000	Telephone	B6758	-	-	-	-	-	-	-	-
52574013	Telephone WT	B6753	-	832	3,604	2,181	1,978	1,981	2,181	1,912
52574015	Telephone CA	B6757	8,854	15,984	9,548	11,950	15,192	4,734	13,838	4,938
52574016	Telephone AG	B6758	6,191	4,973	4,488	5,219	8,649	5,608	5,943	4,793
52574100	Cell Phone	B6758	-	-	-	-	-	-	-	-
52574113	Cell Phone WT	B6753	60	68	62	(49)	116	126	70	126
52574114	Cell Phone TD	B6755	1,031	1,286	1,129	927	1,424	1,393	1,307	1,880
52574115	Cell Phone CA	B6757	-	-	-	-	1,312	600	951	354
52574116	Cell Phone AG	B6758	5,739	5,914	7,366	7,910	493	12,133	9,001	7,992
52578000	Trash Removal	B6758	-	-	-	-	-	-	-	-
52578011	Trash Removal SS	B6751	127	925	539	361	-	-	-	-
52578013	Trash Removal WT	B6753	107	107	106	105	434	661	153	935

Kentucky American Water Company  
Case No. 2012-00520  
Response to PSC DR1, Item 31  
Trial Balance - Income Statement Accounts

G/L Account	Account Description	NARUC	April 2012	May 2012	June 2012	July 2012	Aug 2012	Sept 2012	Oct 2012	Nov 2012
52578014	Trash Removal TD	B6755	1,834	-	306	1,467	(1,139)	1,848	1,858	1,943
52578016	Trash Removal AG	B6758	299	298	298	300	309	170	311	288
52579000	Trustee Fees	B6758	764	823	1,525	14,176	-	-	46	50
52582000	Uniforms	B6757	-	-	-	-	-	-	-	-
52582012	Uniforms P	B6753	-	-	-	-	-	-	-	-
52582013	Uniforms WT	B6753	1,180	1,976	1,109	1,900	-	-	-	6,282
52582014	Uniforms TD	B6755	(690)	446	3,373	2,211	-	-	-	7,596
52582016	Uniforms AG	B6757	-	-	-	-	-	-	-	962
52583000	Water & WW	B6758	-	-	-	-	-	-	-	-
52583011	Water & WW SS	B6751	4,012	3,426	4,190	251	3,549	-	-	3,919
52583013	Water & WW WT	B6753	-	-	-	-	21	-	-	-
52583016	Water & WW AG	B6758	-	2,709	1,308	2,584	2,163	4,577	3,677	4,648
52585000	Discounts Available	B6758	(2,390)	(1,954)	(3,335)	(9,847)	-	-	(391)	-
52586000	PO Small Differences	B6758	-	-	-	-	-	83	94	19
52599800	PCard Undistributed	B6758	(185)	-	-	-	-	-	-	1,557
52801000	Capital Purchase Clr	B6758	-	-	-	-	-	-	-	-
52801100	Indirect OH Clearing	B6758	-	-	-	-	-	-	-	-
52801500	Dev Fund Const Clrg	B6758	-	-	-	-	-	-	-	-
52805000	Budget COR Clearing	B6758	-	-	-	-	-	-	-	-
52805100	Indirect OH RWIP Clr	B6758	-	-	-	-	-	-	-	-
53110000	Contr Svc-Eng	B6318	-	-	-	-	-	-	-	-
53110011	Contr Svc-Eng SS	B6311	-	-	-	-	-	-	-	-
53150000	Contr Svc-Other	B6358	-	-	-	-	-	-	-	-
53150011	Contr Svc-Other SS	B6351	-	-	-	-	-	-	-	105
53150013	Contr Svc-Other WT	B6353	13,104	14,745	12,671	20,652	16,920	16,064	17,131	32,577
53150014	Contr Svc-Other TD	B6355	5,188	24,809	8,731	14,506	(9,815)	7,916	4,698	8,846
53150015	Contr Svc-Other CA	B6357	5,066	5,568	17,681	11,814	(659)	5,933	41,785	(30,059)
53150016	Contr Svc-Other AG	B6358	3,104	19,665	20,894	9,574	5,412	(8,119)	7,331	17,094
53151000	Contr Svc-Temp EE	B6358	-	-	-	-	-	-	-	-
53151014	Contr Svc-Temp EE TD	B6355	-	-	-	1,204	8,187	(2,167)	(224)	(417)
53151015	Contr Svc-Temp EE CA	B6357	10,098	11,124	1,404	5,297	-	-	-	(452)
53151016	Contr Svc-Temp EE AG	B6358	1,801	(1,801)	-	-	13,009	108	3,434	6,998
53152000	Contr Svc-Lab Testng	B6353	5,406	260	2,886	1,832	2,774	769	2,026	5,581
53153000	Contr Svc-Accounting	B6328	-	-	-	-	-	-	-	-
53154000	Contr Svc-Audit Fees	B6328	7,779	7,779	15,826	9,974	7,955	7,371	7,371	7,371
53155000	Contr Svc-Legal	B6338	6,315	45,696	106,180	(99,634)	33,178	(32,366)	20,963	4,780
53401000	AWWSC Labor OPEX	B6348	-	-	-	-	353,780	320,032	323,108	378,392
53401100	AWWSC Pension OPEX	B6348	-	-	-	-	41,611	37,506	39,724	45,984
53401200	AWWSC Group Ins OPEX	B6348	-	-	-	-	59,689	54,385	49,824	57,046
53401300	AWWSC Other Ben OPEX	B6348	-	-	-	-	19,930	13,686	29,464	20,700
53401400	AWWSC Cont Svcs OPEX	B6348	-	-	-	-	245,803	41,777	128,227	90,152
53401500	AWWSC Off Suppl OPEX	B6348	-	-	-	-	42,089	58,262	(16,827)	17,092
53401700	AWWSC Rents OPEX	B6348	-	-	-	-	17,932	19,023	28,267	29,196
53401900	AWWSC Maint OPEX	B6348	-	-	-	-	-	-	-	-
53402100	AWWSC Oth O&M OPEX	B6348	-	-	-	-	103,417	17,080	108,648	70,850

Kentucky American Water Company  
Case No. 2012-00520  
Response to PSC DR1, Item 31  
Trial Balance - Income Statement Accounts

G/L Account	Account Description	NARUC	April 2012	May 2012	June 2012	July 2012	Aug 2012	Sept 2012	Oct 2012	Nov 2012
53402200	AWWSC Dpr/Amrt OPEX	B6348	-	-	-	-	84,626	86,581	78,813	91,139
53402300	AWWSC Gen Tax OPEX	B6348	-	-	-	-	25,351	20,214	20,172	24,645
53402400	AWWSC Interest OPEX	B6348	-	-	-	-	5,788	4,528	4,509	4,739
53402500	AWWSC Oth Inc OPEX	B6348	-	-	-	-	1,107	3,907	5,378	(2,345)
53402600	AWWSC Inc Tax OPEX	B6348	-	-	-	-	4,566	5,929	(5,000)	(2,740)
53409999	AWWSC Conversion	B6348	724,804	719,153	632,690	669,928	-	-	-	-
54110000	Rents-Real Prop	B6418	-	-	-	-	-	-	-	-
54110014	Rents-Real Prop TD	B6415	-	-	444	-	100	375	-	-
54140000	Rents-Equip	B6428	-	-	-	-	-	-	-	-
54140013	Rents-Equip WT	B6423	-	-	-	-	-	-	-	1,113
54140014	Rents-Equip TD	B6425	-	-	-	-	-	-	70	19
54140016	Rents-Equip AG	B6428	-	-	-	-	-	-	(1,274)	8,829
55000000	Transportation (O&M)	B6508	2,851	4,072	2,530	2,288	3,428	1,572	(1,274)	8,829
55000012	Trans Oper P	B6501	-	-	-	-	-	-	255	52,167
55000013	Trans Oper WT	B6503	-	-	-	-	-	-	-	20
55000014	Trans Oper TD	B6505	-	109	1,496	60	-	-	1,148	2,495
55000015	Trans Oper CA	B6507	-	-	-	10	-	-	-	-
55000016	Trans Oper AG	B6508	3,163	1,343	4,994	1,412	3,169	1,420	43	4,963
55000021	Trans Maint SS	B6502	-	-	-	-	-	-	-	73
55000023	Trans Maint WT	B6504	-	-	-	-	-	-	-	47
55000024	Trans Maint TD	B6506	-	-	-	-	-	-	-	-
55000100	Trans Cap Credits	B6508	(6,705)	(11,132)	(7,317)	(12,826)	(7,982)	(5,553)	(6,444)	(60,414)
55010100	Trans Lease Costs	B6508	-	-	-	17	6	1,519	(6)	9,281
55010200	Trans Lease Fuel	B6508	28,321	35,089	25,841	28,872	808	63,052	36,095	27,294
55010300	Trans Lease Maint	B6508	4,959	43,790	(25,956)	33,150	17,417	(24,307)	22,628	5,813
55010400	Trans Emp Reimb Co	B6508	(150)	(134)	(112)	(113)	-	-	-	-
55010500	Trans Reimb EE Prsnl	B6508	-	-	56	408	551	301	172	-
55110000	Ins Vehicle	B6568	2,949	2,949	2,949	2,949	2,949	2,949	2,949	2,949
55710000	Ins General Liability	B6578	25,333	25,408	48,251	25,404	25,404	13,971	25,404	25,404
55720000	Ins Work Comp	B6588	13,570	13,570	13,570	13,570	13,570	13,570	13,570	13,570
55720100	Ins W/C Cap Credits	B6588	(1,794)	(2,979)	(1,958)	(2,553)	(2,114)	(1,937)	(2,155)	(2,872)
55730000	Ins Other	B6598	10,219	10,204	10,204	10,204	10,204	10,611	10,213	10,204
56610000	Reg Exp-Amort	B6668	16,566	16,566	16,566	16,566	16,566	16,566	16,566	16,566
56620000	Reg Exp-Depr Stdy	B6678	1,179	1,179	1,179	1,179	1,179	1,179	1,179	1,179
57010000	Uncoll Accts Exp	B6707	-	-	-	-	-	-	-	-
57010015	Uncoll Accts Exp CA	B6707	(42,031)	2,083	60,423	20,266	75,466	48,337	100,812	52,072
57010016	Uncoll Accts Exp AG	B6707	1,183	8,676	20,804	(16,839)	8,406	6,922	11,983	3,639
59011500	Gains/Loss NUP Sales	B426	(2,750)	-	-	-	-	-	-	-
59021000	Gains/Losses UP Sales	B426	(18,600)	-	-	-	-	-	-	-
62002100	M&S Maint SS	B6202	(5,492)	2,349	7,412	5,936	4,890	(803)	-	5,949
62002300	M&S Maint WT	B6204	30,862	19,777	21,249	29,537	10,159	6,868	6,114	58,530
62002400	M&S Maint TD	B6206	27,058	53,393	44,519	24,527	25,645	13,001	15,721	35,199
62002600	M&S Maint AG	B6208	1,809	1,948	1,879	9,217	(4,696)	1,879	1,962	1,936
62502300	Misc Maint WT	B6754	-	112	3,371	787	15,064	(17,922)	-	582
62502400	Misc Maint TD	B6756	2,352	(1,073)	1,087	13,080	27,534	(21,779)	2,603	3,863



Kentucky American Water Company  
Case No. 2012-00520  
Response to PSC DR1, Item 31  
Trial Balance - Income Statement Accounts

G/L Account	Account Description	NARUC	April 2012	May 2012	June 2012	July 2012	Aug 2012	Sept 2012	Oct 2012	Nov 2012
69523000	ITC Restored-4%	B41211	(525)	(525)	(525)	(525)	(525)	(525)	(525)	(525)
69524000	ITC Restored-10%	B41211	(5,903)	(5,903)	(5,903)	(5,903)	(5,903)	(5,903)	(5,903)	(5,903)
70510000	AFUDC-Equity	B420	(58,885)	(63,984)	(67,686)	(70,144)	(61,241)	(45,494)	(41,711)	(63,953)
71511000	M&J Revenues	B415	(15,121)	(10,710)	(19,900)	(13,730)	(2,734)	-	-	-
71521000	M&J Expenses	B416	4,880	7,700	5,221	3,956	724	(1,553)	(8,792)	7,065
71521500	M&J Expenses I/C	B416	188	-	-	6,318	(529)	-	-	-
71611000	Misc NU Revenue	B421	-	-	-	-	-	-	-	-
75510000	Amort UPAA	B426	(35)	(35)	(35)	(35)	(35)	(35)	(35)	(35)
75810000	Donations Deductible	B426	27,091	-	-	-	-	-	-	(42,427)
75820000	Othr Income Deductns	B426	40,789	15,457	570	-	-	-	8,500	(47,769)
75840000	Lobbying Expenses	B426	5,596	5,470	5,664	5,847	6,028	6,361	6,360	5,841
81010000	Interest LTD	B4273	126,837	126,837	126,837	126,837	126,837	148,588	105,085	126,837
81015000	Interest LTD Interco	B4273	817,132	817,132	817,132	817,132	817,132	817,132	817,132	817,132
81020000	Div Decl P/S w/ MRR	B437	31,763	31,763	31,763	31,763	30,704	32,821	31,763	31,763
81315000	Interest STD Interco	B4272	7,784	7,303	7,075	5,231	3,242	2,111	2,715	1,521
82010000	Amort Debt Disc&Exp	B428	665	665	665	665	665	665	665	665
82015000	Amort Dbt Dsc&Ex I/C	B428	5,148	5,148	5,148	5,148	5,149	5,149	5,144	5,149
82016000	Amort Dbt E-Inside CL	B1312	-	-	-	-	-	-	-	1,457
82020000	Amort P/S Exp w/ MRR	B428	64	64	64	64	64	64	64	64
85000000	AFUDC Debt	B420	(27,600)	(29,989)	(31,725)	(32,877)	(28,704)	(21,323)	(19,574)	(29,975)
86021500	Div Decl Com Stk I/C	B438	-	-	1,426,326	-	-	3,322,869	-	-
86031000	Div Dec Pref Stk	B437	6,469	6,469	6,469	1,078	-	-	-	-
88101000	CAP Move-UP	B6758	-	-	-	-	1,077,205	1,415,174	656,202	614,377
88106000	CAP Move-CCNC	B6758	-	-	-	-	3,458,519	2,143,776	762,845	803,099
88107000	CAP Move-CWIP	B6758	-	-	-	-	(3,591,186)	(2,165,028)	3,724,965	984,331
88108020	CAP Move-UP A/D Salv	B6758	-	-	-	-	(43,879)	(25,870)	(4,588)	(7,339)
88252100	CAP Move-ADV NT	B6758	-	-	-	-	(70,076)	-	-	(488)
88252170	CAP Move-ADV NT WIP	B6758	-	-	-	-	30,442	128,313	42,305	(87,420)
88257000	CAP Move-COR	B6758	-	-	-	-	95,596	(19,648)	249,440	9,365
88257100	CAP Move-RWIP	B6758	-	-	-	-	-	(77,917)	(111,189)	258,875
88271100	CAP Move-CIAC NT	B6758	-	-	-	-	-	-	(37,668)	(84,226)
88271170	CAP Move-CIAC NT WIP	B6758	-	-	-	-	(127,311)	-	(37,668)	(130,572)
88271200	CAP Move-CIAC Tax	B6758	-	-	-	-	-	(40,875)	(36,938)	(14,203)
88271270	CAP Move-CIAC Tx WIP	B6758	-	-	-	-	-	(868)	(5,794)	(5,648)
88900000	CAP Move-Settlement	B6758	-	-	-	-	(829,311)	(1,357,056)	(5,239,581)	(2,340,151)

Kentucky American Water Company  
Case No. 2012-00520  
Response to PSC DR1, Item 31  
Trial Balance - Income Statement Accounts

G/L Account	Account Description	NARUC	Dec 2012	Jan 2013	Feb 2013	Mar 2013	Total
40111000	Res Sales Billed	B4611	(3,165,382)	(3,543,784)	(3,322,623)	(3,207,761)	(44,663,612)
40112000	Res Sales Unbilled	B4611	(50,344)	132,943	222,018	11,956	134,624
40121000	Com Sales Billed	B4612	(1,560,170)	(1,470,466)	(1,567,525)	(1,562,051)	(21,915,930)
40122000	Com Sales Unbilled	B4612	121,842	(85,744)	106,038	43,031	41,925
40131000	Ind Sales Billed	B4613	(169,983)	(142,506)	(168,228)	(157,116)	(2,236,384)
40132000	Ind Sales Unbilled	B4613	8,425	(9,537)	3,464	(3,103)	(8,884)
40141000	Publ Fire Billed	B4621	(304,262)	(280,848)	(280,848)	(280,848)	(3,370,201)
40145000	Priv Fire Billed	B4622	(204,571)	(202,936)	(203,111)	(205,602)	(2,384,983)
40151000	Publ Auth Billed	B4614	(469,653)	(434,832)	(468,222)	(408,216)	(6,966,589)
40152000	Publ Auth Unbilled	B4614	64,920	15,599	21,574	11,299	41,687
40161000	SlS/Rsle Billed	B466	(129,111)	(121,907)	(140,294)	(118,166)	(1,958,959)
40161050	SlS/Rsle Billed I/C	B467	(2,284)	(2,299)	(2,521)	(2,492)	(32,566)
40162000	SalesforRsle Unbilled	B466	(8,366)	1,861	3,505	4,933	(6,243)
40171000	Misc Sales Billed	B474	(9,780)	(10,218)	28,816	(1,497)	(26,331)
40171300	MiscSlS Bill Unmtrd	B474	-	-	-	-	-
40189900	Other Water Revenue	B474	-	-	-	-	1,821
40211000	Dom WW Svc Billed	B5211	(15,097)	(15,563)	(15,500)	(13,873)	(186,413)
40221000	Com WW Svc Billed	B5212	(8,856)	(7,909)	(9,786)	(8,835)	(99,322)
40222000	Com WW Svc Unbilled	B5212	-	-	-	-	-
40231000	Ind WW Svc Billed	B5213	(40)	(23)	(32)	(31)	(2,519)
40251000	PubAuth WW Billed	B5214	(993)	(665)	(964)	(861)	(8,804)
40310100	OthRev-Late Pymt Fee	B470	(48,879)	(56,562)	(43,857)	(48,399)	(197,697)
40310200	OthRev-Rent	B472	(7,909)	(8,044)	(7,909)	(7,909)	(95,990)
40310250	OthRev-Rent I/C	B474	(24,911)	(27,575)	7,561	(10,007)	(283,244)
40310300	OthRev-CFO	B471	-	(332)	(4,010)	-	(710,414)
40310400	OthRev-NSF Ck Chrg	B471	(1,620)	(1,752)	(1,716)	(1,392)	(23,760)
40310500	OthRev-App/InitFee	B471	(40,742)	(47,141)	(42,822)	(45,008)	(643,116)
40310600	OthRev-Usage Data	B471	(12,638)	(4,396)	(4,129)	(4,143)	(28,605)
40310700	OthRev-Reconnect Fee	B471	(12,324)	(14,612)	(15,509)	(15,132)	(285,233)
40319900	OthRev-Misc Svc	B471	(5,128)	40	-	(550)	(12,694)
40359900	OthRev WW-Misc Svc	B536	-	-	-	-	(500)
50100000	Labor Expense	B6018	174,212	219,493	156,523	148,075	1,526,633
50100010	Labor ExpenseAccrual	B6018	11,052	20,563	(5,571)	1,171	72,571
50101300	Labor Oper WT	B6013	85,468	107,657	105,299	107,532	1,219,499
50101305	Labor Oper WT SupEng	B6013	44,753	35,131	45,809	47,440	664,315
50101400	Labor Oper TD	B6015	31,960	23,730	35,255	42,671	682,713
50101405	Labor Oper TD SupEng	B6015	4,966	6,622	11,637	2,132	96,971
50101415	Labor Oper TD Lines	B6015	2,564	4,419	3,700	5,979	100,012
50101420	Labor Oper TD Meter	B6015	44,348	45,911	37,830	40,835	528,642
50101500	Labor Oper CA	B6017	2,222	79	943	2,254	20,882
50101510	Labor Oper CA MtrRd	B6017	22,276	23,641	23,746	23,939	297,538
50101520	Labor Oper CA CstSrv	B6017	14,971	11,278	9,002	15,734	141,396
50101600	Labor Oper AG	B6018	50,536	43,751	56,857	51,439	541,832
50102100	Labor Maint SS	B6012	-	-	-	-	4,275
50102125	Labor Mnt SS Wells	B6012	-	-	-	-	85

Kentucky American Water Company  
Case No. 2012-00520  
Response to PSC DR1, Item 31  
Trial Balance - Income Statement Accounts

G/L Account	Account Description	NARUC	Dec 2012	Jan 2013	Feb 2013	Mar 2013	Total
50102200	Labor Maint P	B6012	-				17,930
50102300	Labor Maint WT	B6014	15,830	19,265	17,684	13,054	163,567
50102305	Labor Mnt WT Sup&Eng	B6014	59	113	(76)	54	4,030
50102400	Labor Maint TD	B6016	4,059	6,517	2,809	5,807	56,879
50102405	Labor Mnt TD Sup&Eng	B6016	-	-	-	331	331
50102410	Labor Mnt TD Str&Imp	B6016	-				1,832
50102415	Labor Mnt TD DistRes	B6016	-				1,575
50102420	Labor Mnt TD Mains	B6016	19,103	13,945	4,201	5,528	132,567
50102430	Labor Mnt TD Service	B6016	27,424	21,904	13,660	12,716	249,502
50102435	Labor Mnt TD Meter	B6016	2,207	3,919	4,029	3,970	38,343
50102440	Labor Mnt TD Hydrant	B6016	3,232	6,542	15,038	9,993	127,085
50109900	Labor Cap Credits	B6018	(79,478)	(115,776)	(89,648)	(95,921)	(772,259)
50110000	Labor NS OT - Natural	B6018	19,917	25,067	18,847	22,333	169,199
50111300	LaborOper NS OT WT	B6013	25,868	16,639	18,253	14,290	233,006
50111305	LaborOperNS OT WT SE	B6013	1,415	972	2,069	1,194	25,047
50111400	LaborOper NS OT TD	B6015	1,318	751	981	971	13,196
50111405	LaborOperNS OT TD SE	B6015	309	908	511	849	3,975
50111415	LaborOperNS OT TD Ln	B6015	282	522	605	699	6,822
50111420	LaborOperNS OT TD Mt	B6015	3,127	4,106	3,288	2,044	70,341
50111500	LaborOper NS OT CA	B6017	65	-	-	176	424
50111510	LaborOperNS OT CA MR	B6017	2,493	2,594	3,172	2,022	29,767
50111520	LaborOperNS OT CA CS	B6017	414	376	449	168	3,597
50111600	LaborOper NS OT AG	B6018	304	569	682	128	2,149
50112100	LaborMaint NS OT SS	B6012	-				319
50112200	LaborMaint NS OT P	B6012	-				1,048
50112300	LaborMaint NS OT WT	B6014	3,035	3,155	3,334	1,056	26,760
50112305	LaborMaintNSOT WT SE	B6014	90	36	36	54	582
50112400	LaborMaint NS OT TD	B6016	370	816	600	1,321	11,626
50112410	LaborMaintNSOT TD SI	B6016	-				35
50112415	LaborMaintNSOT TD DR	B6016	-				17
50112420	LaborMaintNSOT TD Min	B6016	4,659	8,227	5,432	2,006	52,834
50112430	LaborMaintNSOT TD Sv	B6016	2,797	4,456	3,944	3,427	46,403
50112435	LaborMaintNSOT TD Mt	B6016	-	19	-	-	74
50112440	LaborMaintNSOT TD Hy	B6016	-	502	2,197	1,855	17,846
50119900	LaborNSOT CapCredits	B6018	(12,254)	(19,354)	(9,977)	(12,625)	(94,817)
50120000	Labor OT - Natural	B6018	-	-	-	-	2,558
50121300	LaborOper OT WT	B6013	522	10,699	7	4	30,507
50121420	LaborOperOT TD Meter	B6015	-				363
50122420	LaborMaintOT TD Main	B6016	-				548
50122430	LaborMaintOT TD Svc	B6016	-				255
50129900	Labor OT Cap Credits	B6018	-				(2,558)
50171000	Annual Incent Plan	B6018	149,334	18,692	18,692	(27,102)	241,918
50171100	AIP Cap Credits	B6018	-				-
50171600	Comp Exp-Options	B6018	1,670	1,687	1,704	1,604	21,465
50171800	Comp Exp-RSU's	B6018	5,850	3,635	3,734	(154)	49,463

Kentucky American Water Company  
Case No. 2012-00520  
Response to PSC DR1, Item 31  
Trial Balance - Income Statement Accounts

G/L Account	Account Description	NARUC	Dec 2012	Jan 2013	Feb 2013	Mar 2013	Total
50185000	Severance	B6018	-	-	-	-	53,022
50421000	401k Expense	B6048	11,962	13,650	11,315	15,022	141,830
50421100	401k Exp Cap Credits	B6048	(2,097)	(3,338)	(2,001)	(2,912)	(20,146)
50422000	DCP Expense	B6048	16,230	16,040	14,071	14,104	179,896
50422100	DCP Exp Cap Credits	B6048	(2,474)	(3,363)	(2,328)	(2,940)	(22,326)
50423000	ESPP Expense	B6048	697	672	697	786	9,404
50426000	Retiree Medical Exp	B6048	2,750	(500)	-	2,750	9,686
50426100	Retiree Med Cap Cr	B6048	-	-	-	-	-
50450000	Other Welfare	B6048	-	-	-	-	-
50450013	Other Welfare WT	B6043	-	20	-	-	20
50450014	Other Welfare TD	B6045	10	-	-	-	10
50450016	Other Welfare AG	B6048	2,944	4,555	108	1,050	32,675
50451000	Employee Awards	B6048	1,417	982	-	-	7,579
50452000	Emp Physical Exams	B6048	1,326	183	1,320	241	5,912
50456000	Tuition Aid	B6048	1,233	3,550	-	-	4,783
50457000	Training	B6048	447	3,861	998	1,994	14,405
50510000	PBOP Expense	B6048	65,612	65,148	60,742	60,749	781,521
50510100	PBOP Cap Credits	B6048	(4,404)	(14,481)	(8,622)	(11,780)	(140,493)
50550000	Group Insur Expense	B6048	124,535	129,437	114,345	115,265	1,507,595
50550100	Group Ins Cap Credits	B6048	(16,560)	(26,639)	(18,753)	(19,194)	(251,775)
50610000	Pension Expense	B6048	101,561	86,887	86,977	86,977	1,174,890
50610100	Pension Cap Credits	B6048	(9,275)	(22,410)	(8,397)	(17,990)	(207,737)
51010000	Purchased Water	B6101	20,513	24,309	32,253	34,192	320,957
51015000	Purchased Water I/C	B6101	2,284	2,299	2,521	2,492	32,566
51110000	Waste Disposal	B6753	21,896	31,186	24,749	22,354	260,495
51120000	Amort Waste Disposal	B6753	8,333	8,333	8,333	8,333	100,000
51510000	Purchased Power	B6158	-	-	-	-	-
51510011	Purchased Power SS	B6151	10,876	10,876	10,876	10,876	87,008
51510012	Purchased Power P	B6151	48,676	46,182	52,157	54,728	558,845
51510013	Purchased Power WT	B6153	194,684	232,032	222,287	214,526	3,240,168
51510014	Purchased Power TD	B6155	515	598	313	329	5,422
51520000	Fuel for Power Prod	B6161	-	-	-	-	10,340
51800000	Chemicals	B6183	156,657	145,477	126,412	124,978	1,815,959
52000000	M&S Expense (O&M)	B6205	-	-	-	-	-
52001200	M&S Oper P	B6201	30	240	12	-	706
52001300	M&S Oper WT	B6203	33,879	10,596	8,085	2,202	108,021
52001400	M&S Oper TD	B6205	4,496	(3,277)	8,723	7,984	97,699
52001600	M&S Oper AG	B6208	2,731	1,096	4,007	556	27,507
52500000	Misc Expense (O&M)	B6758	-	-	-	-	-
52501100	Misc Oper SS	B6751	4,397	4,249	3,261	4,161	33,360
52501200	Misc Oper P	B6751	(0)	0	-	-	(36)
52501300	Misc Oper WT	B6753	2,190	1,850	496	65	20,918
52501400	Misc Oper TD	B6755	3,329	7,358	2,939	6,623	70,791
52501600	Misc Oper AG	B6758	14,903	47,525	(22,264)	4,564	83,475
52503000	Advertising	B6608	480	(530)	(20)	480	16,323



Kentucky American Water Company  
Case No. 2012-00520  
Response to PSC DR1, Item 31  
Trial Balance - Income Statement Accounts

G/L Account	Account Description	NARUC	Dec 2012	Jan 2013	Feb 2013	Mar 2013	Total
52510000	Bank Svc Charges	B6758	-	-	-	-	-
52510015	Bank Svc Charges-CA	B6757	25,008	14,305	24,078	3,579	185,117
52510016	Bank Svc Charges-AG	B6758	-	-	-	-	0
52512500	Books&Publications	B6758	(126)	-	-	-	-
52514500	Charitb Don-H/Ed/En	B6758	6,620	6,000	5,274	13,993	156,376
52514600	Charitb Don-Commnty	B6758	20,926	1,500	750	500	59,467
52514700	Community Partnrshps	B6758	10,099	15,392	6,873	13,482	102,136
52514901	Cust Edu Comm-Reg	B6758	-	-	-	-	2,013
52514902	Cust Edu Comm-3rdPty	B6758	-	-	-	-	43
52514903	Cust Edu Comm-Issues	B6758	-	-	-	-	1,529
52514904	Cust Edu Comm-Consrv	B6758	5,536	-	3,314	1,131	81,720
52514905	Cust Edu Comm-Printd	B6758	3,674	3,071	-	-	12,330
52514906	Cust Edu-Bill Insert	B6758	-	-	-	4,502	23,018
52514907	Cust Edu-Press Rls	B6758	-	-	323	-	323
52514909	Cust Edu-Video&Photo	B6758	-	-	-	-	963
52515000	Commun Relations-E	B6758	1,484	-	-	100	12,737
52515001	Commun Relations-S	B6758	2,123	-	56	464	22,627
52520000	Collection Agencies	B6757	3,720	4,073	5,654	2,423	65,142
52522000	Community Relations	B6758	38	-	-	50	(12,604)
52524000	Co Dues/Mimbrshp Ded	B6758	15,311	7,843	6,643	5,279	74,333
52526000	Credit Line Fees	B6758	-	-	-	-	6,667
52526100	Credit Line Fees I/C	B6758	6,577	4,187	3,473	6,766	45,158
52527000	Directors Fees	B6758	200	250	13,700	200	39,285
52527100	Directors Expenses	B6758	304	-	-	-	304
52532000	Electricity	B6758	-	-	-	-	-
52532011	Electricity SS	B6751	-	-	32	33	65
52532013	Electricity WT	B6753	168	1,791	1,278	1,205	5,601
52532014	Electricity TD	B6755	4,505	4,298	4,050	4,371	47,343
52532016	Electricity AG	B6758	4,532	6,661	4,991	7,892	73,638
52534000	Employee Expenses	B6758	13,858	5,506	9,985	(22,450)	84,604
52534200	Conferences & Reg	B6758	629	827	2,210	652	13,923
52535000	Meals Deductible	B6758	12,461	3,055	(10,343)	(3,684)	61,299
52535100	Meals Nondeductible	B6758	27	-	-	83	199
52540000	Amort Bus Svc ProjXp	B6758	-	247	-	-	247
52542000	Forms	B6758	-	-	-	-	-
52542015	Forms CA	B6757	3,639	40,147	15,630	3,181	182,610
52542016	Forms AG	B6758	377	-	256	-	1,482
52546000	Grounds Keeping	B6758	-	-	-	-	-
52546011	Grounds Keeping SS	B6751	-	-	-	-	368
52546013	Grounds Keeping WT	B6753	(2,405)	-	-	-	21,357
52546014	Grounds Keeping TD	B6755	9,485	3,424	-	-	26,086
52546016	Grounds Keeping AG	B6758	-	-	-	-	1,204
52548000	Heating Oil/Gas	B6758	-	-	-	-	-
52548014	Heating Oil/Gas TD	B6755	2,785	2,405	4,556	2,312	14,658
52548016	Heating Oil/Gas AG	B6758	1,606	2,170	1,230	1,173	13,135

Kentucky American Water Company  
Case No. 2012-00520  
Response to PSC DR1, Item 31  
Trial Balance - Income Statement Accounts

G/L Account	Account Description	NARUC	Dec 2012	Jan 2013	Feb 2013	Mar 2013	Total
52548100	Hiring Costs	B6758	166	(1)	-	-	777
52549000	Injuries and Damages	B6758	-	-	-	-	30,005
52549500	Inv Phys W/O Scrap	B6758	-	-	-	-	14,235
52550000	Janitorial	B6758	-	-	-	-	-
52550012	Janitorial P	B6751	-	-	-	-	196
52550013	Janitorial WT	B6753	643	144	658	134	11,740
52550014	Janitorial TD	B6755	-	-	-	-	110
52550016	Janitorial AG	B6758	(4,246)	88	16,247	6,674	85,702
52554500	Lab Supplies	B6753	29,048	26,853	11,507	1,949	131,586
52556500	Low Income Pay Prog	B6758	30,000	-	-	-	70,500
52562000	Office Supplies	B6758	-	-	-	-	-
52562011	Off&Adm Supplies SS	B6751	-	-	-	-	870
52562013	Off&Adm Supplies WT	B6753	782	5,367	2,402	1,026	20,473
52562014	Off&Adm Supplies TD	B6755	2,525	2,955	4,499	565	15,131
52562015	Off&Adm Supplies CA	B6757	-	-	-	-	(56)
52562016	Off&Adm Supplies AG	B6758	1,906	1,438	935	3,506	19,304
52562500	Overnight Shipping	B6758	-	-	-	-	-
52562513	Overnight Shipping WT	B6753	1,188	2,496	976	884	14,931
52562514	Overnight Shipping TD	B6755	-	-	9	-	21
52562515	Overnight Shipping CA	B6757	94	176	118	234	986
52562516	Overnight Shipping AG	B6758	73	88	8	99	5,695
52564000	Penalties Non-deduct	B6758	-	-	-	-	-
52566000	Postage	B6758	-	-	-	-	-
52566015	Postage CA	B6757	43,914	48,315	47,082	49,218	572,384
52566016	Postage AG	B6758	-	38	-	46	3,396
52566700	Printing	B6758	-	137	-	-	137
52567000	Relocation Expenses	B6758	(81)	-	-	-	-
52568000	Research & Develop	B6758	1,774	1,835	1,832	1,833	21,396
52571000	Security Svc	B6758	-	-	-	-	-
52571013	Security Svc WT	B6753	-	-	109	-	6,843
52571016	Security Svc AG	B6758	(200)	-	-	-	3,808
52571100	Add'l Security Costs	B6758	1,968	6,235	4,035	5,995	95,826
52571500	Software Licenses	B6758	3,736	3,655	3,893	3,655	40,608
52574000	Telephone	B6758	-	-	-	-	-
52574013	Telephone WT	B6753	2,187	1,979	1,847	2,464	23,147
52574015	Telephone CA	B6757	6,006	8,397	6,438	3,624	109,503
52574016	Telephone AG	B6758	(916)	6,689	3,127	4,320	59,083
52574100	Cell Phone	B6758	-	-	-	-	-
52574113	Cell Phone WT	B6753	69	96	59	85	888
52574114	Cell Phone TD	B6755	1,702	1,365	1,353	1,550	16,346
52574115	Cell Phone CA	B6757	586	153	333	729	5,018
52574116	Cell Phone AG	B6758	6,345	6,299	7,541	8,350	85,083
52578000	Trash Removal	B6758	-	-	-	-	-
52578011	Trash Removal SS	B6751	-	-	-	-	1,951
52578013	Trash Removal WT	B6753	907	1,074	1,291	163	6,043

Kentucky American Water Company  
Case No. 2012-00520  
Response to PSC DR1, Item 31  
Trial Balance - Income Statement Accounts

G/L Account	Account Description	NARUC	Dec 2012	Jan 2013	Feb 2013	Mar 2013	Total
52578014	Trash Removal TD	B6755	476	353	1,961	363	11,271
52578016	Trash Removal AG	B6758	537	629	316	744	4,498
52579000	Trustee Fees	B6758	61	(46)	-	-	17,398
52582000	Uniforms	B6757	-	-	-	-	-
52582012	Uniforms P	B6753	111	-	-	-	111
52582013	Uniforms WT	B6753	1,043	1,962	966	905	17,323
52582014	Uniforms TD	B6755	2,295	6,179	3,430	3,678	28,518
52582016	Uniforms AG	B6757	-	-	350	204	1,516
52583000	Water & WW	B6758	-	-	-	-	-
52583011	Water & WW SS	B6751	8,917	5,069	6,929	5,576	45,837
52583013	Water & WW WT	B6753	-	-	-	-	21
52583016	Water & WW AG	B6758	1,213	2,607	(1,124)	280	24,642
52585000	Discounts Available	B6758	(233)	(48)	(698)	(3,601)	(22,497)
52586000	PO Small Differences	B6758	114	(60)	(141)	(150)	(41)
52599800	PCard Undistributed	B6758	(1,557)	-	-	-	(185)
52801000	Capital Purchase Clr	B6758	-	-	-	-	-
52801100	Indirect OH Clearing	B6758	-	-	-	-	-
52801500	Dev Fund Const Clrg	B6758	-	-	-	-	-
52805000	Budget COR Clearing	B6758	-	-	-	-	-
52805100	Indirect OH RWIP Clr	B6758	-	-	-	-	-
53110000	Contr Svc-Eng	B6318	-	-	-	-	-
53110011	Contr Svc-Eng SS	B6311	41	-	-	-	41
53150000	Contr Svc-Other	B6358	-	-	-	-	-
53150011	Contr Svc-Other SS	B6351	-	-	-	333	438
53150013	Contr Svc-Other WT	B6353	13,503	21,489	23,515	21,845	224,217
53150014	Contr Svc-Other TD	B6355	3,605	2,897	14,666	9,288	95,333
53150015	Contr Svc-Other CA	B6357	3,194	19,872	(6,591)	2,930	76,535
53150016	Contr Svc-Other AG	B6358	8,428	14,446	15,096	2,471	115,397
53151000	Contr Svc-Temp EE	B6358	-	-	-	-	-
53151014	Contr Svc-Temp EE TD	B6355	(3,038)	-	-	-	3,545
53151015	Contr Svc-Temp EE CA	B6357	-	-	-	-	27,472
53151016	Contr Svc-Temp EE AG	B6358	5,826	-	-	-	29,376
53152000	Contr Svc-Lab Testing	B6353	93	986	1,894	1,082	25,590
53153000	Contr Svc-Accounting	B6328	-	-	-	-	-
53154000	Contr Svc-Audit Fees	B6328	7,371	7,371	7,371	8,005	101,544
53155000	Contr Svc-Legal	B6338	10,385	(4,618)	7,560	7,074	105,512
53401000	AWWSC Labor OPEX	B6348	441,608	316,369	349,226	307,050	2,789,565
53401100	AWWSC Pension OPEX	B6348	40,287	35,769	44,730	40,077	325,689
53401200	AWWSC Group Ins OPEX	B6348	47,584	48,989	51,678	48,830	418,025
53401300	AWWSC Other Ben OPEX	B6348	24,665	22,841	22,482	25,794	179,562
53401400	AWWSC Cont Svcs OPEX	B6348	149,139	126,901	108,576	104,819	995,393
53401500	AWWSC Off Suppl OPEX	B6348	7,784	19,354	33,971	15,466	177,191
53401700	AWWSC Rents OPEX	B6348	25,209	25,517	26,871	24,054	196,069
53401900	AWWSC Maint OPEX	B6348	-	26,253	28,289	28,181	82,722
53402100	AWWSC Oth O&M OPEX	B6348	64,747	40,688	29,326	42,979	477,735

Kentucky American Water Company  
Case No. 2012-00520  
Response to PSC DR1, Item 31  
Trial Balance - Income Statement Accounts

G/L Account	Account Description	NARUC	Dec 2012	Jan 2013	Feb 2013	Mar 2013	Total
53402200	AWWSC Dpr/Amrt OPEX	B6348	126,479	83,558	83,632	77,471	712,299
53402300	AWWSC Gen Tax OPEX	B6348	20,354	42,027	33,564	40,584	226,911
53402400	AWWSC Interest OPEX	B6348	4,453	4,592	4,641	4,703	37,954
53402500	AWWSC Oth Inc OPEX	B6348	872	3,467	5,745	1,598	19,729
53402600	AWWSC Inc Tax OPEX	B6348	(832)	941	530	1,341	4,735
53409999	AWWSC Conversion	B6348	-	-	-	-	2,746,575
54110000	Rents-Real Prop	B6418	-	-	-	-	-
54110014	Rents-Real Prop TD	B6415	1,150	600	115	3,030	6,371
54140000	Rents-Equip	B6428	-	-	-	-	-
54140013	Rents-Equip WT	B6423	-	-	141	-	1,254
54140014	Rents-Equip TD	B6425	-	152	287	-	528
54140016	Rents-Equip AG	B6428	3,912	(5,740)	3,176	12,367	38,009
55000000	Transportation (O&M)	B6508	2,375	(40)	(12,742)	(1)	42,013
55000012	Trans Oper P	B6501	118	-	-	-	118
55000013	Trans Oper WT	B6503	120	(35)	(24)	552	634
55000014	Trans Oper TD	B6505	1,555	512	2,656	855	10,887
55000015	Trans Oper CA	B6507	-	-	-	-	10
55000016	Trans Oper AG	B6508	2,618	1,141	2,076	1,630	27,971
55000021	Trans Maint SS	B6502	14	-	-	-	87
55000023	Trans Maint WT	B6504	-	-	-	24	71
55000024	Trans Maint TD	B6506	297	368	-	-	666
55000100	Trans Cap Credits	B6508	(9,555)	(10,511)	(5,748)	15,165	(129,019)
55010100	Trans Lease Costs	B6508	3,903	-	(1,519)	49,073	62,274
55010200	Trans Lease Fuel	B6508	28,723	32,661	(9,327)	61,988	359,417
55010300	Trans Lease Maint	B6508	39,501	59,409	20,816	(14,574)	182,645
55010400	Trans Emp Reimb Co	B6508	-	-	-	-	(510)
55010500	Trans Reimb EE Prsnl	B6508	269	86	270	67	2,180
55110000	Ins Vehicle	B6568	2,949	2,271	2,271	2,271	33,356
55710000	Ins General Liability	B6578	(1,685)	26,304	26,302	60,664	326,163
55720000	Ins Work Comp	B6588	13,570	15,079	15,091	15,091	167,395
55720100	Ins W/C Cap Credits	B6588	(1,248)	(2,997)	(2,353)	(3,121)	(28,081)
55730000	Ins Other	B6598	10,195	12,864	12,580	12,580	130,284
56610000	Reg Exp-Amort	B6668	16,566	16,566	16,566	16,566	198,790
56620000	Reg Exp-Depr Stdy	B6678	1,179	1,179	1,179	1,179	14,144
57010000	Uncoll Accts Exp	B6707	-	-	-	-	-
57010015	Uncoll Accts Exp CA	B6707	219,802	63,223	51,161	(16,458)	635,154
57010016	Uncoll Accts Exp AG	B6707	(55,472)	7,921	4,117	(3,683)	(2,343)
59011500	Gains/Loss NUP Sales	B426	-	-	-	-	(2,750)
59021000	Gains/Losses UP Sales	B426	-	-	-	-	(18,600)
62002100	M&S Maint SS	B6202	3,688	662	16,055	(4,602)	36,044
62002300	M&S Maint WT	B6204	33,849	57,620	66,551	26,545	367,660
62002400	M&S Maint TD	B6206	28,303	19,841	12,308	12,597	312,113
62002600	M&S Maint AG	B6208	1,879	1,879	1,879	1,879	23,448
62502300	Misc Maint WT	B6754	-	1,282	48	-	3,323
62502400	Misc Maint TD	B6756	9,686	6,371	5,476	14,200	63,401

Kentucky American Water Company  
Case No. 2012-00520  
Response to PSC DR1, Item 31  
Trial Balance - Income Statement Accounts

G/L Account	Account Description	NARUC	Dec 2012	Jan 2013	Feb 2013	Mar 2013	Total
62502430	Misc Maint TD Svc	B6756	-	-	-	-	(1,663)
62502440	Misc Maint TD Hydrnt	B6756	-	-	-	-	282
62502600	Misc Maint AG	B6758	8,701	10,451	6,177	15,025	118,293
62510000	Amort Def Maint	B6756	-	-	-	-	-
62512300	Amort Def Maint WT	B6754	9,679	9,679	9,679	9,679	135,448
62512400	Amort Def Maint TD	B6756	28,105	24,023	24,023	24,023	306,297
62520700	Misc Main Pvg/Bckfil	B6756	3,025	(25,073)	3,000	21,000	101,263
62520800	Misc Maint Permits	B6752	-	-	-	-	-
63150021	Contr Svc-Maint SS	B6352	-	-	-	-	-
63150023	Contr Svc-Maint WT	B6354	(2,830)	8,628	10,695	421	28,345
63150024	Contr Svc-Maint TD	B6356	16,440	(2,228)	14,909	8,863	86,790
63150026	Contr Svc-Maint AG	B6358	10,694	3,903	16,034	(10,661)	71,549
68011000	Depr -UPIS General	B403	974,912	1,013,161	1,017,064	1,022,385	11,428,430
68012000	Depr -Amort CIAC Tx	B403	(13,614)	(13,661)	(13,663)	(13,679)	(133,721)
68012500	Depr -Amort CIAC Nntx	B403	(70,016)	(70,118)	(70,259)	(70,168)	(754,101)
68254000	Amort-RegAsset AFUDC	B4071	11,190	12,546	12,546	12,546	138,373
68255000	Amort-UPAA	B406	713	713	713	713	8,561
68257000	Amort-Prop Losses	B4072	4,757	4,757	4,757	4,757	57,080
68258000	Amort-Reg Asset	B4071	575	575	575	575	6,900
68311000	Rem Costs-ARO/NNS	B403	170,444	173,409	173,760	174,089	2,041,267
68312000	Rmv Csts-NNS CIAC Tx	B403	(9,838)	(9,885)	(9,887)	(9,903)	(145,832)
68312500	Rmv Csts-NNS CIAC NT	B403	(31,020)	(31,123)	(31,218)	(31,127)	(449,754)
68520000	Property Taxes	B40811	370,151	349,713	349,713	349,713	4,176,100
68520100	Tax Discounts	B40811	(1,500)	(1,440)	(1,363)	(1,500)	(16,668)
68532000	FUTA	B40812	-	3,456	-	111	3,738
68532100	FUTA Cap Credits	B40812	-	-	-	(25)	(25)
68533000	FICA	B40812	50,663	57,800	46,784	44,037	564,194
68533100	FICA Cap Credits	B40812	(6,427)	(10,564)	(7,578)	(8,228)	(64,175)
68535000	SUTA	B40812	88	13,645	6,262	(1,657)	19,165
68535100	SUTA Cap Credits	B40812	(61)	(3,340)	(926)	262	(4,326)
68543000	Othr Taxes & Licenses	B40813	50	-	-	2,790	2,790
68545000	Utility Reg Assessme	B40813	12,178	12,178	12,178	12,178	137,916
69011000	FIT-Current	B40910	945,641	246,394	(48,215)	75,113	6,300,723
69012000	FIT-Prior Year Adj	B40910	634,962	-	-	-	3,119,395
69021000	SIT-Current	B40911	41,715	44,935	(8,793)	5,544	1,090,292
69022000	SIT-Prior Year Adj	B40911	2,579	-	-	-	945,261
69031000	FIT-Oth Inc&Ded CY	B40920	(18,331)	1,668	2,934	(5,345)	(16,023)
69041000	SIT-Oth Inc&Ded CY	B40920	(3,343)	304	535	(975)	(2,922)
69062000	Def FIT-Pr Yr Adj	B41010	(677,681)	-	-	-	(3,148,638)
69063000	Def FIT-RegAsst/Liab	B41010	23,728	25,113	25,113	25,113	288,891
69065000	Def FIT-Other	B41010	(817,704)	96,241	317,341	274,320	1,693,422
69072000	Def SIT-Pr Yr Adj	B41011	-	-	-	-	(996,618)
69073000	Def SIT-RegAsst/Liab	B41011	1,322	1,574	1,574	1,574	16,619
69073500	Def SIT-Other	B41011	(14,190)	17,552	57,874	63,244	383,346
69522000	ITC Restored-3%	B41211	(638)	(638)	(638)	(638)	(7,652)

Kentucky American Water Company  
Case No. 2012-00520  
Response to PSC DR1, Item 31  
Trial Balance - Income Statement Accounts

G/L Account	Account Description	NARUC	Dec 2012	Jan 2013	Feb 2013	Mar 2013	Total
69523000	ITC Restored-4%	B41211	(525)	(525)	(525)	(525)	(6,305)
69524000	ITC Restored-10%	B41211	(5,903)	(5,903)	(5,903)	(5,903)	(70,840)
70510000	AFUDC-Equity	B420	(55,088)	(56,056)	(47,659)	(50,282)	(682,184)
71511000	M&J Revenues	B415	60,105	-	(36)	3,056	929
71521000	M&J Expenses	B416	(15,810)	(5,823)	(14,855)	1,035	(16,252)
71521500	M&J Expenses I/C	B416	-	-	-	-	(341)
71611000	Misc NU Revenue	B421	-	-	-	-	6,318
75510000	Amort UPAA	B426	(35)	(35)	(35)	(35)	(425)
75810000	Donations Deductible	B426	-	-	-	-	(15,336)
75820000	Othr Income Deductns	B426	-	-	100	6,376	24,023
75840000	Lobbying Expenses	B426	11,459	788	5,909	5,815	71,137
81010000	Interest LTD	B4273	126,837	126,837	122,246	131,427	1,522,041
81015000	Interest LTD Interco	B4273	817,132	817,132	789,894	844,370	9,805,585
81020000	Div Decl P/S w/ MRR	B437	31,763	31,763	29,645	33,880	381,150
81315000	Interest STD Interco	B4272	2,126	5,568	3,431	3,998	52,104
82010000	Amort Debt Disc&Exp	B428	665	665	621	732	8,006
82015000	Amort Dbt Dsc&Ex I/C	B428	5,149	5,149	4,811	5,657	61,949
82016000	Amort Dbt E-Inside CL	B1312	1,457	1,457	1,457	1,457	7,284
82020000	Amort P/S Exp w/ MRR	B428	64	64	64	64	771
85000000	AFUDC Debt	B420	(25,803)	(26,273)	(22,338)	(23,567)	(319,748)
86021500	Div Decl Com Stk I/C	B438	4,686,499	-	-	1,426,326	10,862,020
86031000	Div Dec Pref Stk	B437	-	-	-	-	20,485
88101000	CAP Move-UP	B6758	153,702,514	812,468	2,310,280	2,703,408	163,291,629
88106000	CAP Move-CCNC	B6758	(148,648,657)	393,868	(381,278)	(1,494,674)	(142,962,502)
88107000	CAP Move-CWIP	B6758	(310,124)	(3,715,671)	511,822	1,061,977	(3,498,914)
88108020	CAP Move-UP A/D Salv	B6758	(23,242)	(14,700)	-	(355)	(119,974)
88252100	CAP Move-ADV NT	B6758	676,271	4,401	3,997	-	684,181
88252170	CAP Move-ADV NT WIP	B6758	(201,561)	(71,923)	(325,407)	(165,501)	(921,887)
88257000	CAP Move-COR	B6758	218,139	147,595	254,660	98,152	928,971
88257100	CAP Move-RWIP	B6758	112,943	(215,705)	(223,104)	(181,549)	76,848
88271100	CAP Move-CIAC NT	B6758	(81,625)	(115,015)	72,798	(42,484)	(439,658)
88271170	CAP Move-CIAC NT WIP	B6758	(129,773)	(19,374)	(70,004)	(23,194)	(537,896)
88271200	CAP Move-CIAC Tax	B6758	(37,348)	(1,417)	(13,226)	(5,922)	(149,929)
88271270	CAP Move-CIAC Tx WIP	B6758	9,808	2,002	-	-	(500)
88900000	CAP Move-Settlement	B6758	(5,287,345)	2,793,471	(2,140,537)	(1,949,858)	(16,350,369)

## Kentucky American Water Company

Case No. 2012-00520

Response to PSC DR1, Item 31

Account	Description	Doc Type	Document Number	Posting Date	Amount
40112000	Res Sales Unbilled	JE	30997599	4/1/2012	2,008,457.45
40122000	Com Sales Unbilled	JE	30997599	4/1/2012	953,327.44
40132000	Ind Sales Unbilled	JE	30997599	4/1/2012	94,940.47
40152000	Publ Auth Unbilled	JE	30997599	4/1/2012	272,605.74
40162000	SalesforRsle Unbilld	JE	30997599	4/1/2012	99,014.11
40231000	Ind WW Svc Billed	RR	10176409	4/1/2012	(500.00)
40310200	OthRev-Rent	RR	10176372	4/1/2012	(95.00)
40310200	OthRev-Rent	RR	10176517	4/1/2012	(2,000.00)
40310200	OthRev-Rent	RR	10176548	4/1/2012	(2,848.73)
40310200	OthRev-Rent	RR	10176559	4/1/2012	(2,665.62)
40310300	OthRev-CFO	JE	50	4/1/2012	72,691.63
40310300	OthRev-CFO	JE	50	4/1/2012	27,165.26
40310300	OthRev-CFO	JE	50	4/1/2012	184.86
40310300	OthRev-CFO	JE	50	4/1/2012	35,815.33
50101305	Labor Oper WT SupEng	JE	30996930	4/1/2012	(7,173.00)
50101400	Labor Oper TD	JE	30996930	4/1/2012	(5,358.00)
50101405	Labor Oper TD SupEng	JE	30996930	4/1/2012	(4,848.00)
50101405	Labor Oper TD SupEng	JE	30996930	4/1/2012	(1,399.00)
50101600	Labor Oper AG	JE	30996930	4/1/2012	(14,777.00)
50101600	Labor Oper AG	JE	30996930	4/1/2012	(20,359.00)
50101600	Labor Oper AG	JE	30996930	4/1/2012	(1,725.00)
50101600	Labor Oper AG	JE	30996930	4/1/2012	(2,376.00)
50101600	Labor Oper AG	JE	30996930	4/1/2012	(4,508.00)
50101600	Labor Oper AG	JE	30996930	4/1/2012	(3,720.00)
50101600	Labor Oper AG	JE	30996930	4/1/2012	(45,371.00)
50101600	Labor Oper AG	JE	30996930	4/1/2012	(108,127.00)
50101600	Labor Oper AG	JE	30996930	4/1/2012	(6,038.00)
50101600	Labor Oper AG	JE	30996930	4/1/2012	(13,340.00)
50421000	401k Expense	JE	30997653	4/1/2012	(5,606.00)
50422000	DCP Expense	JE	30996854	4/1/2012	(7,091.00)
50457000	Training	CC	30999723	4/1/2012	(160.78)
50550000	Group Insur Expense	RR	10176282	4/1/2012	(196.34)
50550000	Group Insur Expense	RR	10176283	4/1/2012	(463.00)
50550000	Group Insur Expense	RR	10176315	4/1/2012	(50.00)
50550000	Group Insur Expense	RR	10176380	4/1/2012	(463.00)
50550000	Group Insur Expense	RR	10176386	4/1/2012	(463.00)
50550000	Group Insur Expense	RR	10176387	4/1/2012	(578.34)
51010000	Purchased Water	JE	205	4/1/2012	(14,994.00)
51010000	Purchased Water	JE	205	4/1/2012	(3,816.00)
51010000	Purchased Water	JE	205	4/1/2012	(9,773.00)
51010000	Purchased Water	JE	205	4/1/2012	(901.00)
51110000	Waste Disposal	JE	155	4/1/2012	(4,281.84)
51110000	Waste Disposal	JE	155	4/1/2012	4,281.84
51110000	Waste Disposal	JE	156	4/1/2012	(7,595.62)
51110000	Waste Disposal	JE	156	4/1/2012	3,449.28
51510012	Purchased Power P	JE	155	4/1/2012	(36,481.83)
51510012	Purchased Power P	JE	155	4/1/2012	(11,896.56)
51510012	Purchased Power P	JE	155	4/1/2012	(425.23)
51510012	Purchased Power P	JE	155	4/1/2012	(724.35)
51510012	Purchased Power P	JE	155	4/1/2012	36,481.83
51510012	Purchased Power P	JE	155	4/1/2012	11,896.56
51510012	Purchased Power P	JE	155	4/1/2012	425.23
51510012	Purchased Power P	JE	155	4/1/2012	724.35

Kentucky American Water Company  
Case No. 2012-00520  
Response to PSC DR1, Item 31

Account	Description	Doc Type	Document Number	Posting Date	Amount
51510012	Purchased Power P	JE	156	4/1/2012	(68,612.40)
51510012	Purchased Power P	JE	156	4/1/2012	(20,340.30)
51510012	Purchased Power P	JE	156	4/1/2012	(610.91)
51510012	Purchased Power P	JE	156	4/1/2012	(1,477.25)
51510012	Purchased Power P	JE	156	4/1/2012	34,377.84
51510012	Purchased Power P	JE	156	4/1/2012	9,583.21
51510012	Purchased Power P	JE	156	4/1/2012	143.13
51510012	Purchased Power P	JE	156	4/1/2012	658.50
51510012	Purchased Power P	JE	157	4/1/2012	(3,624.83)
51510012	Purchased Power P	JE	157	4/1/2012	(661.24)
51510013	Purchased Power WT	JE	155	4/1/2012	(146,205.72)
51510013	Purchased Power WT	JE	155	4/1/2012	(29,992.68)
51510013	Purchased Power WT	JE	155	4/1/2012	(60,077.07)
51510013	Purchased Power WT	JE	155	4/1/2012	(11,324.22)
51510013	Purchased Power WT	JE	155	4/1/2012	(2,900.75)
51510013	Purchased Power WT	JE	155	4/1/2012	146,205.72
51510013	Purchased Power WT	JE	155	4/1/2012	29,992.68
51510013	Purchased Power WT	JE	155	4/1/2012	60,077.07
51510013	Purchased Power WT	JE	155	4/1/2012	11,324.22
51510013	Purchased Power WT	JE	155	4/1/2012	2,900.75
51510013	Purchased Power WT	JE	156	4/1/2012	(279,651.82)
51510013	Purchased Power WT	JE	156	4/1/2012	(49,600.92)
51510013	Purchased Power WT	JE	156	4/1/2012	(120,608.86)
51510013	Purchased Power WT	JE	156	4/1/2012	(22,853.15)
51510013	Purchased Power WT	JE	156	4/1/2012	(6,397.43)
51510013	Purchased Power WT	JE	156	4/1/2012	121,838.07
51510013	Purchased Power WT	JE	156	4/1/2012	24,160.62
51510013	Purchased Power WT	JE	156	4/1/2012	56,201.10
51510013	Purchased Power WT	JE	156	4/1/2012	11,051.64
51510013	Purchased Power WT	JE	156	4/1/2012	3,364.93
51510013	Purchased Power WT	JE	157	4/1/2012	(3,751.87)
51510013	Purchased Power WT	JE	157	4/1/2012	18,014.16
51510014	Purchased Power TD	JE	155	4/1/2012	(13.80)
51510014	Purchased Power TD	JE	155	4/1/2012	(546.29)
51510014	Purchased Power TD	JE	155	4/1/2012	13.80
51510014	Purchased Power TD	JE	155	4/1/2012	546.29
51510014	Purchased Power TD	JE	156	4/1/2012	(34.98)
51510014	Purchased Power TD	JE	156	4/1/2012	(984.36)
51510014	Purchased Power TD	JE	156	4/1/2012	51.05
51510014	Purchased Power TD	JE	156	4/1/2012	304.98
51510014	Purchased Power TD	JE	99031217	4/1/2012	(23.32)
52001400	M&S Oper TD	JE	50000	4/1/2012	(390.73)
52001600	M&S Oper AG	JE	50000	4/1/2012	(210.79)
52001600	M&S Oper AG	JE	50000	4/1/2012	(487.19)
52001600	M&S Oper AG	JE	50000	4/1/2012	(14.99)
52001600	M&S Oper AG	JE	600	4/1/2012	(5,072.10)
52501200	Misc Oper P	JE	50000	4/1/2012	(15.92)
52501300	Misc Oper WT	JE	50000	4/1/2012	(1,611.55)
52501400	Misc Oper TD	JE	50000	4/1/2012	(391.20)
52501400	Misc Oper TD	JE	148	4/1/2012	(98.67)
52501400	Misc Oper TD	JE	160	4/1/2012	(1,752.28)
52501400	Misc Oper TD	JE	160	4/1/2012	(1,059.79)
52501600	Misc Oper AG	JE	50000	4/1/2012	(65.72)



## Kentucky American Water Company

Case No. 2012-00520

Response to PSC DR1, Item 31

Account	Description	Doc Type	Document Number	Posting Date	Amount
52501600	Misc Oper AG	JE	50000	4/1/2012	(111.30)
52501600	Misc Oper AG	JE	50000	4/1/2012	(79.20)
52501600	Misc Oper AG	JE	50000	4/1/2012	(229.18)
52501600	Misc Oper AG	CC	30999299	4/1/2012	(487.58)
52501600	Misc Oper AG	JE	334	4/1/2012	(117.92)
52501600	Misc Oper AG	JE	333	4/1/2012	(142.75)
52501600	Misc Oper AG	JE	31001031	4/1/2012	1,839.52
52501600	Misc Oper AG	JE	160	4/1/2012	(26,707.74)
52510015	Bank Svc Charges-CA	JE	141	4/1/2012	(8,581.26)
52510015	Bank Svc Charges-CA	JE	140	4/1/2012	(14,989.62)
52520000	Collection Agencies	JE	335	4/1/2012	(3,377.64)
52520000	Collection Agencies	JE	335	4/1/2012	48.28
52520000	Collection Agencies	JE	335	4/1/2012	(301.68)
52520000	Collection Agencies	JE	316	4/1/2012	(5,595.73)
52526100	Credit Line Fees I/C	JE	129	4/1/2012	(4,349.75)
52532013	Electricity WT	JE	155	4/1/2012	(32.00)
52532013	Electricity WT	JE	155	4/1/2012	(59.77)
52532013	Electricity WT	JE	155	4/1/2012	(143.64)
52532013	Electricity WT	JE	155	4/1/2012	32.00
52532013	Electricity WT	JE	155	4/1/2012	59.77
52532013	Electricity WT	JE	155	4/1/2012	143.64
52532013	Electricity WT	JE	156	4/1/2012	(241.04)
52532013	Electricity WT	JE	156	4/1/2012	(192.52)
52532013	Electricity WT	JE	156	4/1/2012	(323.16)
52532013	Electricity WT	JE	156	4/1/2012	201.37
52532013	Electricity WT	JE	156	4/1/2012	130.19
52532013	Electricity WT	JE	156	4/1/2012	115.77
52532014	Electricity TD	JE	155	4/1/2012	(4,603.33)
52532014	Electricity TD	JE	155	4/1/2012	(1,538.84)
52532014	Electricity TD	JE	155	4/1/2012	4,603.33
52532014	Electricity TD	JE	155	4/1/2012	1,538.84
52532014	Electricity TD	JE	156	4/1/2012	(9,989.06)
52532014	Electricity TD	JE	156	4/1/2012	(2,220.84)
52532014	Electricity TD	JE	156	4/1/2012	4,872.19
52532014	Electricity TD	JE	156	4/1/2012	1,170.24
52532014	Electricity TD	JE	99031217	4/1/2012	(332.71)
52532014	Electricity TD	JE	99031217	4/1/2012	(189.26)
52532016	Electricity AG	JE	155	4/1/2012	(7,082.28)
52532016	Electricity AG	JE	155	4/1/2012	(608.35)
52532016	Electricity AG	JE	155	4/1/2012	7,082.28
52532016	Electricity AG	JE	155	4/1/2012	608.35
52532016	Electricity AG	JE	156	4/1/2012	(12,960.13)
52532016	Electricity AG	JE	156	4/1/2012	(766.28)
52532016	Electricity AG	JE	156	4/1/2012	5,704.52
52532016	Electricity AG	JE	156	4/1/2012	86.69
52534000	Employee Expenses	JE	50000	4/1/2012	(129.30)
52534000	Employee Expenses	JE	50000	4/1/2012	(5.00)
52534000	Employee Expenses	JE	50000	4/1/2012	(13.00)
52534000	Employee Expenses	JE	50000	4/1/2012	(314.70)
52534000	Employee Expenses	JE	50000	4/1/2012	(32.64)
52534000	Employee Expenses	CC	30999415	4/1/2012	(5.00)
52534000	Employee Expenses	CC	30999419	4/1/2012	(5.00)
52534000	Employee Expenses	CC	30999420	4/1/2012	(146.80)

## Kentucky American Water Company

Case No. 2012-00520

Response to PSC DR1, Item 31

Account	Description	Doc Type	Document Number	Posting Date	Amount
52534000	Employee Expenses	CC	30999814	4/1/2012	(170.00)
52534000	Employee Expenses	CC	31000162	4/1/2012	(105.00)
52534000	Employee Expenses	CC	31000399	4/1/2012	(145.19)
52534200	Conferences & Reg	CC	30999559	4/1/2012	(4.00)
52535000	Meals Deductible	JE	50000	4/1/2012	(33.58)
52535000	Meals Deductible	JE	50000	4/1/2012	(33.50)
52535000	Meals Deductible	JE	50000	4/1/2012	(85.14)
52535000	Meals Deductible	JE	50000	4/1/2012	(106.41)
52535000	Meals Deductible	CC	30999406	4/1/2012	(47.75)
52535000	Meals Deductible	CC	30999426	4/1/2012	(54.36)
52535000	Meals Deductible	CC	30999561	4/1/2012	(24.13)
52535000	Meals Deductible	CC	30999572	4/1/2012	(4.00)
52535000	Meals Deductible	CC	30999573	4/1/2012	(17.65)
52535000	Meals Deductible	CC	30999766	4/1/2012	(36.00)
52535000	Meals Deductible	CC	30999800	4/1/2012	(17.00)
52535000	Meals Deductible	CC	30999896	4/1/2012	(42.88)
52535000	Meals Deductible	CC	31000154	4/1/2012	(38.69)
52535000	Meals Deductible	CC	31000362	4/1/2012	(11.97)
52535000	Meals Deductible	CC	31000363	4/1/2012	(29.43)
52535000	Meals Deductible	CC	31000385	4/1/2012	(14.83)
52535000	Meals Deductible	CC	31000398	4/1/2012	(16.61)
52535000	Meals Deductible	CC	31000421	4/1/2012	(21.17)
52535000	Meals Deductible	CC	31000594	4/1/2012	(111.57)
52542015	Forms CA	JE	300	4/1/2012	(16,826.86)
52548014	Heating Oil/Gas TD	JE	155	4/1/2012	(3,132.88)
52548014	Heating Oil/Gas TD	JE	155	4/1/2012	(139.80)
52548014	Heating Oil/Gas TD	JE	155	4/1/2012	3,132.88
52548014	Heating Oil/Gas TD	JE	155	4/1/2012	139.80
52548014	Heating Oil/Gas TD	JE	156	4/1/2012	(4,922.64)
52548014	Heating Oil/Gas TD	JE	156	4/1/2012	(331.81)
52548014	Heating Oil/Gas TD	JE	156	4/1/2012	2,760.80
52548014	Heating Oil/Gas TD	JE	156	4/1/2012	140.07
52548016	Heating Oil/Gas AG	JE	155	4/1/2012	(1,784.88)
52548016	Heating Oil/Gas AG	JE	155	4/1/2012	1,784.88
52548016	Heating Oil/Gas AG	JE	156	4/1/2012	(3,672.79)
52548016	Heating Oil/Gas AG	JE	156	4/1/2012	1,554.36
52554500	Lab Supplies	JE	50000	4/1/2012	(2,599.15)
52562015	Off&Adm Supplies CA	JE	50000	4/1/2012	(55.74)
52562016	Off&Adm Supplies AG	JE	50000	4/1/2012	(9.90)
52571100	Add'l Security Costs	JE	600	4/1/2012	(715.20)
52571100	Add'l Security Costs	JE	160	4/1/2012	(2,668.64)
52571100	Add'l Security Costs	JE	160	4/1/2012	(2,668.64)
52571100	Add'l Security Costs	JE	160	4/1/2012	(2,655.11)
52574015	Telephone CA	JE	148	4/1/2012	(2,085.97)
52574016	Telephone AG	JE	148	4/1/2012	(2.35)
52574016	Telephone AG	JE	148	4/1/2012	(6.88)
52574016	Telephone AG	JE	148	4/1/2012	(126.46)
52574016	Telephone AG	JE	148	4/1/2012	(49.74)
52574016	Telephone AG	JE	148	4/1/2012	(368.16)
52574016	Telephone AG	JE	148	4/1/2012	(1,046.16)
52574016	Telephone AG	JE	148	4/1/2012	(3.56)
52574016	Telephone AG	JE	148	4/1/2012	(65.89)
52574113	Cell Phone WT	JE	148	4/1/2012	(54.25)

Kentucky American Water Company  
Case No. 2012-00520  
Response to PSC DR1, Item 31

Account	Description	Doc Type	Document Number	Posting Date	Amount
52574114	Cell Phone TD	JE	148	4/1/2012	(6.53)
52574114	Cell Phone TD	JE	148	4/1/2012	(267.20)
52574116	Cell Phone AG	CC	30999539	4/1/2012	(100.00)
52574116	Cell Phone AG	JE	148	4/1/2012	(217.68)
52574116	Cell Phone AG	JE	148	4/1/2012	(430.27)
52574116	Cell Phone AG	JE	148	4/1/2012	(51.89)
52574116	Cell Phone AG	JE	148	4/1/2012	(88.30)
52574116	Cell Phone AG	JE	148	4/1/2012	(56.90)
52574116	Cell Phone AG	JE	148	4/1/2012	(766.93)
52574116	Cell Phone AG	JE	148	4/1/2012	(2,043.46)
52574116	Cell Phone AG	JE	148	4/1/2012	(276.95)
52574116	Cell Phone AG	JE	148	4/1/2012	(121.29)
52574116	Cell Phone AG	JE	148	4/1/2012	(51.06)
52574116	Cell Phone AG	JE	148	4/1/2012	(77.73)
52574116	Cell Phone AG	JE	148	4/1/2012	(119.77)
52574116	Cell Phone AG	JE	148	4/1/2012	(247.14)
52582014	Uniforms TD	JE	50000	4/1/2012	(273.45)
52582014	Uniforms TD	CC	30999574	4/1/2012	(111.30)
52582014	Uniforms TD	CC	30999897	4/1/2012	(69.34)
52582014	Uniforms TD	CC	30999900	4/1/2012	(43.59)
52582014	Uniforms TD	CC	30999934	4/1/2012	(211.72)
52582014	Uniforms TD	CC	30999935	4/1/2012	(43.51)
52582014	Uniforms TD	CC	31000145	4/1/2012	(246.31)
52582014	Uniforms TD	CC	31000146	4/1/2012	(3.82)
52582014	Uniforms TD	CC	31000422	4/1/2012	(111.30)
52599800	PCard Undistributed	CC	31000136	4/1/2012	(185.00)
53150013	Contr Svc-Other WT	JE	600	4/1/2012	(1,000.00)
53150013	Contr Svc-Other WT	JE	160	4/1/2012	(203.50)
53150013	Contr Svc-Other WT	JE	160	4/1/2012	(173.50)
53150014	Contr Svc-Other TD	JE	600	4/1/2012	(2,101.05)
53150014	Contr Svc-Other TD	JE	160	4/1/2012	(3,062.72)
53150014	Contr Svc-Other TD	JE	160	4/1/2012	(918.96)
53150014	Contr Svc-Other TD	JE	160	4/1/2012	(2,089.78)
53150014	Contr Svc-Other TD	JE	160	4/1/2012	(4,641.87)
53150014	Contr Svc-Other TD	JE	160	4/1/2012	(1,347.80)
53150015	Contr Svc-Other CA	JE	148	4/1/2012	(779.02)
53150015	Contr Svc-Other CA	JE	600	4/1/2012	(497.55)
53150016	Contr Svc-Other AG	JE	877	4/1/2012	(5,933.25)
53150016	Contr Svc-Other AG	JE	317	4/1/2012	(287.30)
53150016	Contr Svc-Other AG	JE	317	4/1/2012	(287.30)
53150016	Contr Svc-Other AG	CC	30999416	4/1/2012	(1,131.44)
53150016	Contr Svc-Other AG	JE	160	4/1/2012	(95.50)
53155000	Contr Svc-Legal	JE	175	4/1/2012	(43,678.29)
53155000	Contr Svc-Legal	JE	175	4/1/2012	(13,283.50)
53155000	Contr Svc-Legal	JE	175	4/1/2012	(74.00)
53155000	Contr Svc-Legal	JE	175	4/1/2012	(366.66)
53155000	Contr Svc-Legal	JE	175	4/1/2012	(3,762.50)
53155000	Contr Svc-Legal	JE	175	4/1/2012	(4,846.42)
53155000	Contr Svc-Legal	JE	175	4/1/2012	(5,700.00)
55000016	Trans Oper AG	CC	30999562	4/1/2012	(36.35)
55000016	Trans Oper AG	CC	30999798	4/1/2012	(10.00)
55000016	Trans Oper AG	CC	30999813	4/1/2012	(130.00)
55000016	Trans Oper AG	CC	30999901	4/1/2012	(8.00)

## Kentucky American Water Company

Case No. 2012-00520

Response to PSC DR1, Item 31

Account	Description	Doc Type	Document Number	Posting Date	Amount
55000016	Trans Oper AG	CC	30999905	4/1/2012	(26.00)
55000016	Trans Oper AG	CC	30999932	4/1/2012	(75.00)
55000016	Trans Oper AG	CC	30999933	4/1/2012	(62.93)
55000016	Trans Oper AG	CC	30999936	4/1/2012	(109.17)
55000016	Trans Oper AG	CC	31000134	4/1/2012	(12.13)
55000016	Trans Oper AG	CC	31000153	4/1/2012	(53.71)
55010200	Trans Lease Fuel	JE	240	4/1/2012	1.01
55010200	Trans Lease Fuel	JE	240	4/1/2012	(43.48)
55010200	Trans Lease Fuel	JE	240	4/1/2012	(1,605.52)
55010200	Trans Lease Fuel	JE	240	4/1/2012	(415.86)
55010200	Trans Lease Fuel	JE	240	4/1/2012	(22,313.07)
55010200	Trans Lease Fuel	JE	240	4/1/2012	(1,613.46)
55010200	Trans Lease Fuel	JE	240	4/1/2012	(656.95)
55010200	Trans Lease Fuel	JE	240	4/1/2012	(190.90)
55010200	Trans Lease Fuel	JE	240	4/1/2012	(997.65)
55010200	Trans Lease Fuel	JE	240	4/1/2012	(1,268.23)
55010200	Trans Lease Fuel	JE	240	4/1/2012	(201.35)
55010200	Trans Lease Fuel	JE	240	4/1/2012	(3,923.63)
55010200	Trans Lease Fuel	JE	240	4/1/2012	(109.23)
55010200	Trans Lease Fuel	JE	242	4/1/2012	(390.27)
55010200	Trans Lease Fuel	JE	242	4/1/2012	(4,062.85)
55010200	Trans Lease Fuel	JE	242	4/1/2012	(234.35)
55010200	Trans Lease Fuel	JE	242	4/1/2012	(197.06)
55010200	Trans Lease Fuel	JE	242	4/1/2012	(209.42)
55010200	Trans Lease Fuel	JE	242	4/1/2012	(264.59)
55010200	Trans Lease Fuel	JE	242	4/1/2012	(361.32)
55010200	Trans Lease Fuel	JE	242	4/1/2012	(302.43)
55010300	Trans Lease Maint	JE	241	4/1/2012	(950.00)
55010300	Trans Lease Maint	JE	241	4/1/2012	(7,110.00)
55010300	Trans Lease Maint	JE	241	4/1/2012	(169.00)
55010300	Trans Lease Maint	JE	240	4/1/2012	(3.00)
55010300	Trans Lease Maint	JE	240	4/1/2012	(5.00)
55010300	Trans Lease Maint	JE	240	4/1/2012	(6,047.06)
55010300	Trans Lease Maint	JE	240	4/1/2012	(427.58)
55010300	Trans Lease Maint	JE	240	4/1/2012	(18,286.94)
55010300	Trans Lease Maint	JE	240	4/1/2012	(983.97)
55010300	Trans Lease Maint	JE	240	4/1/2012	(20.00)
55010300	Trans Lease Maint	JE	240	4/1/2012	(18.59)
55010300	Trans Lease Maint	JE	240	4/1/2012	(999.44)
55010300	Trans Lease Maint	JE	240	4/1/2012	(3,101.88)
55010300	Trans Lease Maint	JE	240	4/1/2012	(5.00)
55010300	Trans Lease Maint	JE	240	4/1/2012	(3,867.39)
55010300	Trans Lease Maint	JE	240	4/1/2012	(158.21)
55010300	Trans Lease Maint	JE	245	4/1/2012	(461.78)
62002100	M&S Maint SS	CC	30999292	4/1/2012	(379.89)
62002100	M&S Maint SS	CC	30999396	4/1/2012	(15.92)
62002100	M&S Maint SS	CC	30999557	4/1/2012	(270.61)
62002100	M&S Maint SS	CC	30999558	4/1/2012	(166.09)
62002100	M&S Maint SS	CC	30999560	4/1/2012	22.69
62002100	M&S Maint SS	CC	30999563	4/1/2012	(22.69)
62002100	M&S Maint SS	CC	30999759	4/1/2012	(38.14)
62002100	M&S Maint SS	CC	30999892	4/1/2012	(14.81)
62002100	M&S Maint SS	CC	30999893	4/1/2012	(693.00)

## Kentucky American Water Company

Case No. 2012-00520

Response to PSC DR1, Item 31

Account	Description	Doc Type	Document Number	Posting Date	Amount
62002100	M&S Maint SS	CC	30999894	4/1/2012	(562.44)
62002100	M&S Maint SS	CC	30999895	4/1/2012	(31.77)
62002100	M&S Maint SS	CC	30999931	4/1/2012	(1,950.00)
62002100	M&S Maint SS	CC	30999937	4/1/2012	(36.79)
62002100	M&S Maint SS	CC	30999938	4/1/2012	(233.61)
62002100	M&S Maint SS	CC	31000124	4/1/2012	(298.89)
62002100	M&S Maint SS	CC	31000133	4/1/2012	(1,222.64)
62002100	M&S Maint SS	CC	31000144	4/1/2012	(105.79)
62002100	M&S Maint SS	CC	31000147	4/1/2012	(23.91)
62002100	M&S Maint SS	CC	31000163	4/1/2012	(368.88)
62002100	M&S Maint SS	CC	31000330	4/1/2012	(200.93)
62002100	M&S Maint SS	CC	31000353	4/1/2012	(108.06)
62002100	M&S Maint SS	CC	31000384	4/1/2012	(602.11)
62002100	M&S Maint SS	JE	600	4/1/2012	(1,500.00)
62002100	M&S Maint SS	JE	160	4/1/2012	(1,418.75)
62002100	M&S Maint SS	JE	160	4/1/2012	(1,418.75)
62002300	M&S Maint WT	JE	50000	4/1/2012	36.59
62002300	M&S Maint WT	JE	600	4/1/2012	(1,700.00)
62002300	M&S Maint WT	JE	600	4/1/2012	(1,000.00)
62002300	M&S Maint WT	JE	160	4/1/2012	(2,183.54)
62002300	M&S Maint WT	JE	160	4/1/2012	(1,637.63)
62520700	Misc Main Pvg/Bckfll	JE	300	4/1/2012	(8,651.06)
62520700	Misc Main Pvg/Bckfll	JE	300	4/1/2012	(9,359.90)
62520700	Misc Main Pvg/Bckfll	JE	160	4/1/2012	(2,165.57)
68533000	FICA	JE	30997647	4/1/2012	(24,036.00)
71521000	M&J Expenses	JE	50000	4/1/2012	(10.00)
71521000	M&J Expenses	JE	300	4/1/2012	(697.60)
71521000	M&J Expenses	JE	300	4/1/2012	(227.50)
75810000	Donations Deductible	JE	50000	4/1/2012	(100.00)
81010000	Interest LTD	JE	103	4/1/2012	(207,952.50)
81010000	Interest LTD	JE	103	4/1/2012	(87,885.42)
81010000	Interest LTD	JE	103	4/1/2012	(161,046.67)
81015000	Interest LTD Interco	JE	103	4/1/2012	(117,812.50)
81015000	Interest LTD Interco	JE	103	4/1/2012	(461,951.39)
81015000	Interest LTD Interco	JE	103	4/1/2012	(364,722.22)
81015000	Interest LTD Interco	JE	103	4/1/2012	(937,744.79)
81015000	Interest LTD Interco	JE	103	4/1/2012	(1,420,242.08)
81020000	Div Decl P/S w/ MRR	JE	103	4/1/2012	(31,762.50)
86031000	Div Dec Pref Stk	JE	103	4/1/2012	(5,589.00)
86031000	Div Dec Pref Stk	JE	103	4/1/2012	(7,135.00)
86031000	Div Dec Pref Stk	JE	103	4/1/2012	(6,682.50)
40111000	Res Sales Billed	JE	30998719	4/2/2012	(285,001.07)
40111000	Res Sales Billed	JE	30998719	4/2/2012	(63.26)
40111000	Res Sales Billed	JE	30998719	4/2/2012	(50.55)
40111000	Res Sales Billed	JE	30998719	4/2/2012	(7.24)
40121000	Com Sales Billed	JE	30998719	4/2/2012	(141,136.28)
40145000	Priv Fire Billed	JE	30998719	4/2/2012	(8,058.06)
40151000	Publ Auth Billed	JE	30998719	4/2/2012	(12,309.45)
40211000	Dom WW Svc Billed	JE	30998719	4/2/2012	(69.67)
40221000	Com WW Svc Billed	JE	30998719	4/2/2012	(4.69)
40310400	OthRev-NSF Ck Chrg	JE	30998719	4/2/2012	(156.00)
40310500	OthRev-Appl/InitFee	JE	30998719	4/2/2012	(2,600.00)
40310500	OthRev-Appl/InitFee	JE	30998719	4/2/2012	(312.00)

Kentucky American Water Company  
Case No. 2012-00520  
Response to PSC DR1, Item 31

Account	Description	Doc Type	Document Number	Posting Date	Amount
40310700	OthRev-Reconnct Fee	JE	30998719	4/2/2012	(3,666.00)
51510012	Purchased Power P	EE	70006193	4/2/2012	164.41
52532014	Electricity TD	EE	70006194	4/2/2012	85.75
52562516	Overnight Shippng AG	PV	43062308	4/2/2012	11.85
52562516	Overnight Shippng AG	PV	43062308	4/2/2012	22.85
52571100	Add'l Security Costs	PV	43062309	4/2/2012	715.20
52571100	Add'l Security Costs	PV	43062310	4/2/2012	2,668.64
52571100	Add'l Security Costs	PV	43062311	4/2/2012	715.20
52571100	Add'l Security Costs	PV	43062312	4/2/2012	2,655.11
52571100	Add'l Security Costs	PV	43062313	4/2/2012	2,668.64
52571100	Add'l Security Costs	PV	43062314	4/2/2012	715.20
52585000	Discounts Available	PN	7881	4/2/2012	(23.39)
52585000	Discounts Available	PN	7881	4/2/2012	(20.77)
52585000	Discounts Available	PN	7881	4/2/2012	(7.72)
52585000	Discounts Available	PK	62065353	4/2/2012	(49.33)
57010015	Uncoll Accts Exp CA	JE	30998719	4/2/2012	(142.40)
40111000	Res Sales Billed	JE	31000702	4/3/2012	(146,095.01)
40111000	Res Sales Billed	JE	31000702	4/3/2012	(20.83)
40111000	Res Sales Billed	JE	31000702	4/3/2012	(33.47)
40111000	Res Sales Billed	JE	31000702	4/3/2012	(12.40)
40121000	Com Sales Billed	JE	31000702	4/3/2012	(126,230.34)
40145000	Priv Fire Billed	JE	31000702	4/3/2012	(9,028.15)
40151000	Publ Auth Billed	JE	31000702	4/3/2012	(1,120.22)
40211000	Dom WW Svc Billed	JE	31000702	4/3/2012	(35.36)
40310400	OthRev-NSF Ck Chrg	JE	31000702	4/3/2012	(24.00)
40310400	OthRev-NSF Ck Chrg	JE	31000702	4/3/2012	(12.00)
40310500	OthRev-Appl/InitFee	JE	31000702	4/3/2012	(1,976.00)
40310500	OthRev-Appl/InitFee	JE	31000702	4/3/2012	(52.00)
40310500	OthRev-Appl/InitFee	JE	31000702	4/3/2012	(26.00)
40310700	OthRev-Reconnct Fee	JE	31000702	4/3/2012	(2,678.00)
52501400	Misc Oper TD	PV	43064948	4/3/2012	459.64
52501400	Misc Oper TD	PV	43064953	4/3/2012	159.44
52501400	Misc Oper TD	PV	43064954	4/3/2012	1,059.79
52501400	Misc Oper TD	PV	43064955	4/3/2012	1,752.28
52501400	Misc Oper TD	PV	43064960	4/3/2012	264.53
52532014	Electricity TD	EE	70006380	4/3/2012	42.28
52532014	Electricity TD	EE	70006381	4/3/2012	51.65
52532016	Electricity AG	EE	70006379	4/3/2012	21.84
52548016	Heating Oil/Gas AG	EE	70006316	4/3/2012	852.52
52562516	Overnight Shippng AG	PV	43064825	4/3/2012	11.80
52562516	Overnight Shippng AG	PV	43064825	4/3/2012	6.32
52574015	Telephone CA	TC	30998651	4/3/2012	1,408.32
52574015	Telephone CA	TC	30998651	4/3/2012	1,014.45
52585000	Discounts Available	PK	62065356	4/3/2012	(77.05)
53150016	Contr Svc-Other AG	PV	43064943	4/3/2012	85.00
53151015	Contr Svc-Temp EE CA	PV	43064770	4/3/2012	816.56
53151015	Contr Svc-Temp EE CA	PV	43064773	4/3/2012	780.00
53151015	Contr Svc-Temp EE CA	PV	43064775	4/3/2012	794.63
53151015	Contr Svc-Temp EE CA	PV	43064777	4/3/2012	782.34
53151015	Contr Svc-Temp EE CA	PV	43064779	4/3/2012	477.75
53151015	Contr Svc-Temp EE CA	PV	43064781	4/3/2012	468.00
53151015	Contr Svc-Temp EE CA	PV	43064783	4/3/2012	780.00
53151015	Contr Svc-Temp EE CA	PV	43064784	4/3/2012	663.00

Kentucky American Water Company  
Case No. 2012-00520  
Response to PSC DR1, Item 31

Account	Description	Doc Type	Document Number	Posting Date	Amount
53151015	Contr Svc-Temp EE CA	PV	43064786	4/3/2012	633.75
53151015	Contr Svc-Temp EE CA	PV	43064789	4/3/2012	780.00
53151015	Contr Svc-Temp EE CA	PV	43064923	4/3/2012	780.00
53151015	Contr Svc-Temp EE CA	PV	43064925	4/3/2012	780.00
53151015	Contr Svc-Temp EE CA	PV	43064928	4/3/2012	780.00
53151015	Contr Svc-Temp EE CA	PV	43064930	4/3/2012	610.72
53151015	Contr Svc-Temp EE CA	PV	43064940	4/3/2012	171.23
57010015	Uncoll Accts Exp CA	JE	31000702	4/3/2012	(23.96)
57010015	Uncoll Accts Exp CA	JE	31000702	4/3/2012	(103.18)
62002400	M&S Maint TD	PV	43064950	4/3/2012	923.95
62002400	M&S Maint TD	PV	43064956	4/3/2012	9.55
62002400	M&S Maint TD	IR	723845	4/3/2012	(25.79)
62002400	M&S Maint TD	IR	723845	4/3/2012	(57.41)
62002400	M&S Maint TD	IR	723845	4/3/2012	(6.23)
71521000	M&J Expenses	II	723846	4/3/2012	25.79
71521000	M&J Expenses	II	723846	4/3/2012	57.41
71521000	M&J Expenses	II	723846	4/3/2012	6.23
75810000	Donations Deductible	PS	43064575	4/3/2012	5,000.00
75820000	Othr Income Deductns	PS	43064574	4/3/2012	15,000.00
40111000	Res Sales Billed	JE	31001006	4/4/2012	(188,613.01)
40111000	Res Sales Billed	JE	31001006	4/4/2012	(24,913.21)
40111000	Res Sales Billed	JE	31001006	4/4/2012	(20.83)
40121000	Com Sales Billed	JE	31001006	4/4/2012	(62,822.94)
40121000	Com Sales Billed	JE	31001006	4/4/2012	(1,304.29)
40141000	Publ Fire Billed	JE	31001006	4/4/2012	(280,697.12)
40145000	Priv Fire Billed	JE	31001006	4/4/2012	(90,835.56)
40151000	Publ Auth Billed	JE	31001006	4/4/2012	(3,157.94)
40161000	Sls/Rsle Billed	JE	31001006	4/4/2012	(11,212.22)
40211000	Dom WW Svc Billed	JE	31001006	4/4/2012	(19.21)
40310400	OthRev-NSF Ck Chrg	JE	31001006	4/4/2012	(72.00)
40310500	OthRev-Appl/InitFee	JE	31001006	4/4/2012	(2,600.00)
40310500	OthRev-Appl/InitFee	JE	31001006	4/4/2012	(26.00)
40310500	OthRev-Appl/InitFee	JE	31001006	4/4/2012	(208.00)
40310700	OthRev-Reconnct Fee	JE	31001006	4/4/2012	(2,990.00)
40310700	OthRev-Reconnct Fee	JE	31001006	4/4/2012	(338.00)
50451000	Employee Awards	PV	43065831	4/4/2012	349.17
50451000	Employee Awards	PV	43065833	4/4/2012	519.74
50451000	Employee Awards	PV	43065835	4/4/2012	219.58
51110000	Waste Disposal	EE	70006612	4/4/2012	1,175.85
51510012	Purchased Power P	EE	70006601	4/4/2012	184.51
51510012	Purchased Power P	EE	70006604	4/4/2012	892.64
51510012	Purchased Power P	EE	70006609	4/4/2012	3,027.22
51510012	Purchased Power P	EE	70006611	4/4/2012	846.14
51510012	Purchased Power P	EE	70006614	4/4/2012	6,471.70
51510012	Purchased Power P	EE	70006618	4/4/2012	14,169.12
51510013	Purchased Power WT	EE	70006605	4/4/2012	942.26
51510013	Purchased Power WT	EE	70006606	4/4/2012	4,457.63
51510014	Purchased Power TD	EE	70006600	4/4/2012	81.51
51510014	Purchased Power TD	EE	70006602	4/4/2012	48.86
51510014	Purchased Power TD	EE	70006613	4/4/2012	20.17
52001300	M&S Oper WT	PV	43066317	4/4/2012	210.77
52001400	M&S Oper TD	PV	43065349	4/4/2012	3,062.72
52501400	Misc Oper TD	PV	43065499	4/4/2012	133.96

Kentucky American Water Company  
Case No. 2012-00520  
Response to PSC DR1, Item 31

Account	Description	Doc Type	Document Number	Posting Date	Amount
52501400	Misc Oper TD	PV	43065501	4/4/2012	189.23
52501400	Misc Oper TD	PV	43065839	4/4/2012	636.24
52501400	Misc Oper TD	PV	43065843	4/4/2012	498.98
52501400	Misc Oper TD	PV	43066365	4/4/2012	17.52
52532013	Electricity WT	EE	70006619	4/4/2012	59.79
52532014	Electricity TD	EE	70006599	4/4/2012	36.17
52532014	Electricity TD	EE	70006608	4/4/2012	143.15
52532014	Electricity TD	EE	70006610	4/4/2012	35.17
52532014	Electricity TD	EE	70006616	4/4/2012	563.35
52532014	Electricity TD	EE	70006617	4/4/2012	20.44
52532014	Electricity TD	EE	70006620	4/4/2012	1,210.18
52548014	Heating Oil/Gas TD	EE	70006603	4/4/2012	402.41
52548014	Heating Oil/Gas TD	EE	70006615	4/4/2012	84.19
52548016	Heating Oil/Gas AG	EE	70006607	4/4/2012	475.07
52550016	Janitorial AG	PR	43062078	4/4/2012	7,583.33
52562516	Overnight Shippng AG	PV	43065352	4/4/2012	19.46
52562516	Overnight Shippng AG	PV	43065355	4/4/2012	19.46
52562516	Overnight Shippng AG	PV	43066328	4/4/2012	92.90
52562516	Overnight Shippng AG	PV	43066340	4/4/2012	287.96
52562516	Overnight Shippng AG	PV	43066339	4/4/2012	127.24
52571100	Add'l Security Costs	PV	43066277	4/4/2012	419.00
52578011	Trash Removal SS	PV	43066331	4/4/2012	98.42
52578011	Trash Removal SS	PV	43066363	4/4/2012	28.42
52578014	Trash Removal TD	PV	43065346	4/4/2012	310.33
52585000	Discounts Available	PU	17967	4/4/2012	(1.58)
52585000	Discounts Available	PK	62065361	4/4/2012	(98.66)
53150013	Contr Svc-Other WT	PV	43066261	4/4/2012	1,000.00
53150013	Contr Svc-Other WT	PV	43066284	4/4/2012	203.50
53150013	Contr Svc-Other WT	PV	43066284	4/4/2012	173.50
53150013	Contr Svc-Other WT	PV	43066289	4/4/2012	210.00
53150013	Contr Svc-Other WT	PV	43066325	4/4/2012	224.00
53150013	Contr Svc-Other WT	PV	43066337	4/4/2012	410.00
53150013	Contr Svc-Other WT	PV	43066342	4/4/2012	448.00
53150013	Contr Svc-Other WT	PV	43066347	4/4/2012	217.80
53150013	Contr Svc-Other WT	PV	43066348	4/4/2012	50.00
53150013	Contr Svc-Other WT	PV	43066349	4/4/2012	50.00
53150013	Contr Svc-Other WT	PV	43066357	4/4/2012	281.00
53150014	Contr Svc-Other TD	PV	43065869	4/4/2012	2,089.78
53150014	Contr Svc-Other TD	PV	43066284	4/4/2012	918.96
53150014	Contr Svc-Other TD	PV	43066291	4/4/2012	69.23
53150016	Contr Svc-Other AG	PV	43065873	4/4/2012	28.42
53150016	Contr Svc-Other AG	PV	43065879	4/4/2012	65.52
53150016	Contr Svc-Other AG	PV	43066240	4/4/2012	28.49
53150016	Contr Svc-Other AG	PV	43066267	4/4/2012	70.00
53150016	Contr Svc-Other AG	PV	43066284	4/4/2012	95.50
53152000	Contr Svc-Lab Testng	PV	43066356	4/4/2012	1,310.21
53152000	Contr Svc-Lab Testng	PV	43066359	4/4/2012	1,306.86
54110014	Rents-Real Prop TD	PV	43065891	4/4/2012	300.00
57010015	Uncoll Accts Exp CA	JE	31001006	4/4/2012	(173.06)
62002100	M&S Maint SS	PV	43066322	4/4/2012	86.50
62002100	M&S Maint SS	PV	43066332	4/4/2012	1,418.75
62002300	M&S Maint WT	PV	43066292	4/4/2012	2,183.54
62002300	M&S Maint WT	PV	43066314	4/4/2012	897.00



## Kentucky American Water Company

Case No. 2012-00520

Response to PSC DR1, Item 31

Account	Description	Doc Type	Document Number	Posting Date	Amount
62002300	M&S Maint WT	PV	43066294	4/4/2012	2,200.80
62002300	M&S Maint WT	PV	43066294	4/4/2012	2,200.80
62002300	M&S Maint WT	PV	43066294	4/4/2012	1,100.40
62002300	M&S Maint WT	PV	43066324	4/4/2012	649.05
62002300	M&S Maint WT	PV	43066332	4/4/2012	1,418.75
62002300	M&S Maint WT	PV	43066335	4/4/2012	1,637.63
62002300	M&S Maint WT	PV	43066354	4/4/2012	905.00
62002400	M&S Maint TD	PV	43065339	4/4/2012	328.23
62002400	M&S Maint TD	PV	43065842	4/4/2012	107.56
62002400	M&S Maint TD	PV	43065845	4/4/2012	1,308.00
62002400	M&S Maint TD	II	724020	4/4/2012	29.68
62002400	M&S Maint TD	PV	43066245	4/4/2012	4,641.87
62002400	M&S Maint TD	PV	43066254	4/4/2012	225.00
62002400	M&S Maint TD	PV	43066254	4/4/2012	595.00
62002400	M&S Maint TD	PV	43066258	4/4/2012	357.01
62002400	M&S Maint TD	PV	43066267	4/4/2012	91.87
62002400	M&S Maint TD	PV	43066367	4/4/2012	1,159.96
62502400	Misc Maint TD	PV	43065923	4/4/2012	38.11
62502400	Misc Maint TD	PV	43065928	4/4/2012	17.36
62520700	Misc Main Pvg/Bckfill	PV	43065917	4/4/2012	265.50
40111000	Res Sales Billed	JE	31001181	4/5/2012	(157,968.34)
40111000	Res Sales Billed	JE	31001181	4/5/2012	(9,627.74)
40111000	Res Sales Billed	JE	31001181	4/5/2012	(12,915.25)
40111000	Res Sales Billed	JE	31001181	4/5/2012	(8.73)
40121000	Com Sales Billed	JE	31001181	4/5/2012	(103,971.92)
40121000	Com Sales Billed	JE	31001181	4/5/2012	(232.70)
40121000	Com Sales Billed	JE	31001181	4/5/2012	(8,290.14)
40131000	Ind Sales Billed	JE	31001181	4/5/2012	(47,304.99)
40145000	Priv Fire Billed	JE	31001181	4/5/2012	(4,444.70)
40151000	Publ Auth Billed	JE	31001181	4/5/2012	(86,122.56)
40151000	Publ Auth Billed	JE	31001181	4/5/2012	(217.55)
40161000	SlS/Rsle Billed	JE	31001181	4/5/2012	(29,237.17)
40211000	Dom WW Svc Billed	JE	31001181	4/5/2012	(13,654.32)
40221000	Com WW Svc Billed	JE	31001181	4/5/2012	(6,661.17)
40251000	PubAuth WW Billed	JE	31001181	4/5/2012	(248.80)
40310400	OthRev-NSF Ck Chrg	JE	31001181	4/5/2012	(96.00)
40310500	OthRev-Appl/InitFee	JE	31001181	4/5/2012	(2,574.00)
40310500	OthRev-Appl/InitFee	JE	31001181	4/5/2012	(26.00)
40310500	OthRev-Appl/InitFee	JE	31001181	4/5/2012	(338.00)
40310700	OthRev-Reconnct Fee	JE	31001181	4/5/2012	(3,536.00)
40310700	OthRev-Reconnct Fee	JE	31001181	4/5/2012	(156.00)
40310700	OthRev-Reconnct Fee	JE	31001181	4/5/2012	(338.00)
51510012	Purchased Power P	EE	70006879	4/5/2012	12,679.44
51510013	Purchased Power WT	EE	70006876	4/5/2012	112,190.76
51510013	Purchased Power WT	EE	70006877	4/5/2012	19,961.05
52501400	Misc Oper TD	ST	31000972	4/5/2012	9.57
52501600	Misc Oper AG	PV	43066654	4/5/2012	(1.40)
52501600	Misc Oper AG	PV	43066654	4/5/2012	(0.08)
52532014	Electricity TD	EE	70006878	4/5/2012	108.47
52532014	Electricity TD	EE	70006880	4/5/2012	20.48
52532014	Electricity TD	EE	70006881	4/5/2012	760.02
52532016	Electricity AG	EE	70006882	4/5/2012	5,763.80
52534000	Employee Expenses	PS	43066893	4/5/2012	143.00

## Kentucky American Water Company

Case No. 2012-00520

Response to PSC DR1, Item 31

Account	Description	Doc Type	Document Number	Posting Date	Amount
52574116	Cell Phone AG	TC	31001009	4/5/2012	63.76
52574116	Cell Phone AG	TC	31001009	4/5/2012	102.39
52585000	Discounts Available	PU	17987	4/5/2012	(1.34)
52585000	Discounts Available	PK	62065371	4/5/2012	(34.68)
52585000	Discounts Available	PK	62065371	4/5/2012	(57.80)
52585000	Discounts Available	PK	62065371	4/5/2012	(0.19)
53150014	Contr Svc-Other TD	PV	43066640	4/5/2012	2,240.00
53150014	Contr Svc-Other TD	PV	43066644	4/5/2012	2,940.00
53150016	Contr Svc-Other AG	TC	31000926	4/5/2012	211.60
53150016	Contr Svc-Other AG	ST	31000972	4/5/2012	5.10
57010015	Uncoll Accts Exp CA	JE	31001181	4/5/2012	(80.72)
62002400	M&S Maint TD	ST	31000972	4/5/2012	0.57
62502400	Misc Maint TD	PV	43066653	4/5/2012	2,165.57
71521000	M&J Expenses	PV	43066638	4/5/2012	1,250.00
40111000	Res Sales Billed	JE	31001234	4/6/2012	(129,230.21)
40111000	Res Sales Billed	JE	31001234	4/6/2012	(0.59)
40121000	Com Sales Billed	JE	31001234	4/6/2012	(192,599.63)
40131000	Ind Sales Billed	JE	31001234	4/6/2012	(9,766.48)
40145000	Priv Fire Billed	JE	31001234	4/6/2012	(5,978.13)
40151000	Publ Auth Billed	JE	31001234	4/6/2012	(69,516.45)
40161000	Sls/Rsle Billed	JE	31001234	4/6/2012	(77,288.69)
40310400	OthRev-NSF Ck Chrg	JE	31001234	4/6/2012	(60.00)
40310400	OthRev-NSF Ck Chrg	JE	31001234	4/6/2012	(12.00)
40310500	OthRev-Appl/InitFee	JE	31001234	4/6/2012	(1,716.00)
40310500	OthRev-Appl/InitFee	JE	31001234	4/6/2012	(104.00)
40310500	OthRev-Appl/InitFee	JE	31001234	4/6/2012	(26.00)
40310700	OthRev-Reconnct Fee	JE	31001234	4/6/2012	(2,028.00)
50101300	Labor Oper WT	T2	46602	4/6/2012	1,241.78
50101300	Labor Oper WT	T2	46602	4/6/2012	1,131.08
50101300	Labor Oper WT	T2	46602	4/6/2012	17,375.12
50101300	Labor Oper WT	T2	46602	4/6/2012	12,759.92
50101300	Labor Oper WT	T2	46602	4/6/2012	11,762.24
50101305	Labor Oper WT SupEng	T2	46602	4/6/2012	6,461.34
50101305	Labor Oper WT SupEng	T2	46602	4/6/2012	1,615.28
50101305	Labor Oper WT SupEng	T2	46602	4/6/2012	7,552.64
50101305	Labor Oper WT SupEng	T2	46602	4/6/2012	2,899.16
50101305	Labor Oper WT SupEng	T2	46602	4/6/2012	3,389.59
50101305	Labor Oper WT SupEng	T2	46602	4/6/2012	5,340.69
50101305	Labor Oper WT SupEng	T2	46602	4/6/2012	157.10
50101305	Labor Oper WT SupEng	T2	46602	4/6/2012	6,655.24
50101305	Labor Oper WT SupEng	T2	46602	4/6/2012	165.88
50101400	Labor Oper TD	T2	46602	4/6/2012	2,283.74
50101400	Labor Oper TD	T2	46602	4/6/2012	32,362.55
50101400	Labor Oper TD	T2	46602	4/6/2012	1,272.48
50101400	Labor Oper TD	T2	46602	4/6/2012	661.26
50101400	Labor Oper TD	T2	46602	4/6/2012	2,564.34
50101405	Labor Oper TD SupEng	T2	46602	4/6/2012	1,607.70
50101405	Labor Oper TD SupEng	T2	46602	4/6/2012	545.31
50101405	Labor Oper TD SupEng	T2	46602	4/6/2012	2,561.46
50101405	Labor Oper TD SupEng	T2	46602	4/6/2012	998.46
50101415	Labor Oper TD Lines	T2	46602	4/6/2012	5,306.04
50101415	Labor Oper TD Lines	T2	46602	4/6/2012	138.42
50101415	Labor Oper TD Lines	T2	46602	4/6/2012	1,760.41

## Kentucky American Water Company

Case No. 2012-00520

Response to PSC DR1, Item 31

Account	Description	Doc Type	Document Number	Posting Date	Amount
50101420	Labor Oper TD Meter	T2	46602	4/6/2012	23,721.73
50101500	Labor Oper CA	T2	46602	4/6/2012	318.13
50101500	Labor Oper CA	T2	46602	4/6/2012	464.23
50101510	Labor Oper CA MtrRd	T2	46602	4/6/2012	11,717.79
50101520	Labor Oper CA CstSrv	T2	46602	4/6/2012	3,360.83
50101600	Labor Oper AG	T2	46602	4/6/2012	17,153.21
50101600	Labor Oper AG	T2	46602	4/6/2012	2,703.19
50101600	Labor Oper AG	T2	46602	4/6/2012	2,128.72
50101600	Labor Oper AG	T2	46602	4/6/2012	2,932.03
50101600	Labor Oper AG	T2	46602	4/6/2012	5,563.83
50101600	Labor Oper AG	T2	46602	4/6/2012	4,591.70
50101600	Labor Oper AG	T2	46602	4/6/2012	145.56
50101600	Labor Oper AG	T2	46602	4/6/2012	2,246.84
50102200	Labor Maint P	T2	46602	4/6/2012	4,133.76
50102200	Labor Maint P	T2	46602	4/6/2012	2,076.17
50102300	Labor Maint WT	T2	46602	4/6/2012	552.83
50102400	Labor Maint TD	T2	46602	4/6/2012	757.45
50102410	Labor Mnt TD Str&Imp	T2	46602	4/6/2012	376.12
50102420	Labor Mnt TD Mains	T2	46602	4/6/2012	2,832.30
50102420	Labor Mnt TD Mains	T2	46602	4/6/2012	30.86
50102420	Labor Mnt TD Mains	T2	46602	4/6/2012	2,650.18
50102420	Labor Mnt TD Mains	T2	46602	4/6/2012	837.83
50102430	Labor Mnt TD Service	T2	46602	4/6/2012	7,493.05
50102430	Labor Mnt TD Service	T2	46602	4/6/2012	1,222.72
50102430	Labor Mnt TD Service	T2	46602	4/6/2012	786.75
50102435	Labor Mnt TD Meter	T2	46602	4/6/2012	1,965.60
50102435	Labor Mnt TD Meter	T2	46602	4/6/2012	230.56
50102440	Labor Mnt TD Hydrant	T2	46602	4/6/2012	1,576.90
50102440	Labor Mnt TD Hydrant	T2	46602	4/6/2012	201.03
50102440	Labor Mnt TD Hydrant	T2	46602	4/6/2012	3,258.51
50111300	LaborOper NS OT WT	T2	46602	4/6/2012	232.84
50111300	LaborOper NS OT WT	T2	46602	4/6/2012	1,340.91
50111300	LaborOper NS OT WT	T2	46602	4/6/2012	505.04
50111300	LaborOper NS OT WT	T2	46602	4/6/2012	1,718.16
50111305	LaborOperNS OT WT SE	T2	46602	4/6/2012	242.22
50111305	LaborOperNS OT WT SE	T2	46602	4/6/2012	121.43
50111305	LaborOperNS OT WT SE	T2	46602	4/6/2012	247.42
50111400	LaborOper NS OT TD	T2	46602	4/6/2012	195.36
50111400	LaborOper NS OT TD	T2	46602	4/6/2012	139.50
50111405	LaborOperNS OT TD SE	T2	46602	4/6/2012	301.34
50111415	LaborOperNS OT TD Ln	T2	46602	4/6/2012	324.58
50111415	LaborOperNS OT TD Ln	T2	46602	4/6/2012	334.76
50111420	LaborOperNS OT TD Mt	T2	46602	4/6/2012	3,752.13
50111510	LaborOperNS OT CA MR	T2	46602	4/6/2012	263.45
50111520	LaborOperNS OT CA CS	T2	46602	4/6/2012	247.49
50112200	LaborMaint NS OT P	T2	46602	4/6/2012	392.85
50112300	LaborMaint NS OT WT	T2	46602	4/6/2012	221.13
50112300	LaborMaint NS OT WT	T2	46602	4/6/2012	184.28
50112400	LaborMaint NS OT TD	T2	46602	4/6/2012	224.93
50112420	LaborMaintNSOT TD Mn	T2	46602	4/6/2012	1,190.96
50112430	LaborMaintNSOT TD Sv	T2	46602	4/6/2012	(583.65)
50112430	LaborMaintNSOT TD Sv	T2	46602	4/6/2012	252.70
50112440	LaborMaintNSOT TD Hy	T2	46602	4/6/2012	257.76

## Kentucky American Water Company

Case No. 2012-00520

Response to PSC DR1, Item 31

Account	Description	Doc Type	Document Number	Posting Date	Amount
50171000	Annual Incent Plan	T3	46603	4/6/2012	3,768.09
50171000	Annual Incent Plan	T3	46603	4/6/2012	1,046.74
50171000	Annual Incent Plan	T3	46603	4/6/2012	212.87
50171000	Annual Incent Plan	T3	46603	4/6/2012	293.20
50171000	Annual Incent Plan	T3	46603	4/6/2012	577.34
50171000	Annual Incent Plan	T3	46603	4/6/2012	918.34
50171000	Annual Incent Plan	T3	46603	4/6/2012	1,463.30
50171000	Annual Incent Plan	T3	46603	4/6/2012	2,677.03
50171000	Annual Incent Plan	T3	46603	4/6/2012	408.69
50171000	Annual Incent Plan	T3	46603	4/6/2012	257.25
50171000	Annual Incent Plan	T3	46603	4/6/2012	321.54
50421000	401k Expense	T3	46603	4/6/2012	362.83
50421000	401k Expense	T3	46603	4/6/2012	35.88
50421000	401k Expense	T3	46603	4/6/2012	85.15
50421000	401k Expense	T3	46603	4/6/2012	58.64
50421000	401k Expense	T3	46603	4/6/2012	113.38
50421000	401k Expense	T3	46603	4/6/2012	183.67
50421000	401k Expense	T3	46603	4/6/2012	176.33
50421000	401k Expense	T3	46603	4/6/2012	1,567.78
50421000	401k Expense	T3	46603	4/6/2012	4.16
50421000	401k Expense	T3	46603	4/6/2012	29.58
50421000	401k Expense	T3	46603	4/6/2012	142.59
50421000	401k Expense	T3	46603	4/6/2012	67.69
50421000	401k Expense	T3	46603	4/6/2012	0.77
50421000	401k Expense	T3	46603	4/6/2012	39.79
50421000	401k Expense	T3	46603	4/6/2012	1.38
50421000	401k Expense	T3	46603	4/6/2012	27.80
50421000	401k Expense	T3	46603	4/6/2012	9.21
50421000	401k Expense	T3	46603	4/6/2012	16.54
50421000	401k Expense	T3	46603	4/6/2012	200.15
50421000	401k Expense	T3	46603	4/6/2012	419.47
50421000	401k Expense	T3	46603	4/6/2012	414.53
50421000	401k Expense	T3	46603	4/6/2012	248.04
50421000	401k Expense	T3	46603	4/6/2012	3.33
50421000	401k Expense	T3	46603	4/6/2012	129.04
50421000	401k Expense	T3	46603	4/6/2012	118.54
50421000	401k Expense	T3	46603	4/6/2012	115.17
50421000	401k Expense	T3	46603	4/6/2012	43.06
50421000	401k Expense	T3	46603	4/6/2012	18.78
50421000	401k Expense	T3	46603	4/6/2012	6.10
50422000	DCP Expense	T3	46603	4/6/2012	289.89
50422000	DCP Expense	T3	46603	4/6/2012	39.18
50422000	DCP Expense	T3	46603	4/6/2012	111.76
50422000	DCP Expense	T3	46603	4/6/2012	90.03
50422000	DCP Expense	T3	46603	4/6/2012	241.06
50422000	DCP Expense	T3	46603	4/6/2012	459.11
50422000	DCP Expense	T3	46603	4/6/2012	84.80
50422000	DCP Expense	T3	46603	4/6/2012	2,049.08
50422000	DCP Expense	T3	46603	4/6/2012	7.30
50422000	DCP Expense	T3	46603	4/6/2012	6.06
50422000	DCP Expense	T3	46603	4/6/2012	215.87
50422000	DCP Expense	T3	46603	4/6/2012	171.08
50422000	DCP Expense	T3	46603	4/6/2012	87.26

Kentucky American Water Company  
Case No. 2012-00520  
Response to PSC DR1, Item 31

Account	Description	Doc Type	Document Number	Posting Date	Amount
50422000	DCP Expense	T3	46603	4/6/2012	7.26
50422000	DCP Expense	T3	46603	4/6/2012	64.19
50422000	DCP Expense	T3	46603	4/6/2012	12.11
50422000	DCP Expense	T3	46603	4/6/2012	488.58
50422000	DCP Expense	T3	46603	4/6/2012	529.36
50422000	DCP Expense	T3	46603	4/6/2012	778.94
50422000	DCP Expense	T3	46603	4/6/2012	106.69
50422000	DCP Expense	T3	46603	4/6/2012	84.40
50422000	DCP Expense	T3	46603	4/6/2012	198.04
50422000	DCP Expense	T3	46603	4/6/2012	33.59
50422000	DCP Expense	T3	46603	4/6/2012	26.35
50422000	DCP Expense	T3	46603	4/6/2012	6.82
50426000	Retiree Medical Exp	T3	46603	4/6/2012	293.55
50426000	Retiree Medical Exp	T3	46603	4/6/2012	2.85
50426000	Retiree Medical Exp	T3	46603	4/6/2012	2.60
50426000	Retiree Medical Exp	T3	46603	4/6/2012	94.35
50426000	Retiree Medical Exp	T3	46603	4/6/2012	66.47
50426000	Retiree Medical Exp	T3	46603	4/6/2012	31.71
50426000	Retiree Medical Exp	T3	46603	4/6/2012	3.12
50426000	Retiree Medical Exp	T3	46603	4/6/2012	15.88
50426000	Retiree Medical Exp	T3	46603	4/6/2012	113.39
50426000	Retiree Medical Exp	T3	46603	4/6/2012	53.29
50510100	PBOP Cap Credits	T1	46601	4/6/2012	(24,594.43)
50510100	PBOP Cap Credits	T3	46603	4/6/2012	19,165.96
50510100	PBOP Cap Credits	T3	46603	4/6/2012	9.68
50510100	PBOP Cap Credits	T3	46603	4/6/2012	203.55
50510100	PBOP Cap Credits	T3	46603	4/6/2012	195.01
50510100	PBOP Cap Credits	T3	46603	4/6/2012	4.84
50510100	PBOP Cap Credits	T3	46603	4/6/2012	152.47
50510100	PBOP Cap Credits	T3	46603	4/6/2012	103.84
50550000	Group Insur Expense	T1	46601	4/6/2012	(14,185.73)
50550000	Group Insur Expense	T3	46603	4/6/2012	50.62
50550000	Group Insur Expense	T3	46603	4/6/2012	1,213.70
50550000	Group Insur Expense	T3	46603	4/6/2012	26.47
50550000	Group Insur Expense	T3	46603	4/6/2012	78.04
50550000	Group Insur Expense	T3	46603	4/6/2012	20.13
50550000	Group Insur Expense	T3	46603	4/6/2012	397.70
50550000	Group Insur Expense	T3	46603	4/6/2012	120.70
50550000	Group Insur Expense	T3	46603	4/6/2012	301.06
50550000	Group Insur Expense	T3	46603	4/6/2012	65.91
50550000	Group Insur Expense	T3	46603	4/6/2012	167.39
50550000	Group Insur Expense	T3	46603	4/6/2012	83.07
50550000	Group Insur Expense	PS	43067674	4/6/2012	168,589.01
50550100	Group Ins Cap Creds	T1	46601	4/6/2012	(56,637.17)
50550100	Group Ins Cap Creds	T3	46603	4/6/2012	43,451.67
50550100	Group Ins Cap Creds	T3	46603	4/6/2012	37.39
50550100	Group Ins Cap Creds	T3	46603	4/6/2012	262.61
50550100	Group Ins Cap Creds	T3	46603	4/6/2012	1,047.31
50550100	Group Ins Cap Creds	T3	46603	4/6/2012	606.08
50550100	Group Ins Cap Creds	T3	46603	4/6/2012	5.74
50550100	Group Ins Cap Creds	T3	46603	4/6/2012	492.89
50550100	Group Ins Cap Creds	T3	46603	4/6/2012	25.74
50550100	Group Ins Cap Creds	T3	46603	4/6/2012	227.42

Kentucky American Water Company  
Case No. 2012-00520  
Response to PSC DR1, Item 31

Account	Description	Doc Type	Document Number	Posting Date	Amount
50550100	Group Ins Cap Credits	T3	46603	4/6/2012	42.88
50550100	Group Ins Cap Credits	T3	46603	4/6/2012	123.00
50550100	Group Ins Cap Credits	T3	46603	4/6/2012	300.44
50610100	Pension Cap Credits	T1	46601	4/6/2012	(38,223.20)
50610100	Pension Cap Credits	T3	46603	4/6/2012	29,786.56
50610100	Pension Cap Credits	T3	46603	4/6/2012	15.06
50610100	Pension Cap Credits	T3	46603	4/6/2012	316.37
50610100	Pension Cap Credits	T3	46603	4/6/2012	303.07
50610100	Pension Cap Credits	T3	46603	4/6/2012	7.53
50610100	Pension Cap Credits	T3	46603	4/6/2012	236.95
50610100	Pension Cap Credits	T3	46603	4/6/2012	161.34
52501400	Misc Oper TD	ST	31001135	4/6/2012	8.04
52501400	Misc Oper TD	ST	31001135	4/6/2012	1.05
52532014	Electricity TD	EE	70007100	4/6/2012	9.65
52532016	Electricity AG	EE	70007053	4/6/2012	304.21
52579000	Trustee Fees	PV	43067726	4/6/2012	254.59
52579000	Trustee Fees	PV	43067726	4/6/2012	254.59
52579000	Trustee Fees	PV	43067726	4/6/2012	254.60
52585000	Discounts Available	PU	18013	4/6/2012	(0.18)
52585000	Discounts Available	PK	62065391	4/6/2012	(8.58)
52585000	Discounts Available	PK	62065391	4/6/2012	(10.82)
52585000	Discounts Available	PK	62065391	4/6/2012	(11.02)
55000100	Trans Cap Credits	T1	46601	4/6/2012	(1,297.12)
55000100	Trans Cap Credits	T1	46601	4/6/2012	(1,848.86)
55000100	Trans Cap Credits	T1	46601	4/6/2012	(151.14)
55000100	Trans Cap Credits	T1	46601	4/6/2012	(208.17)
55000100	Trans Cap Credits	T1	46601	4/6/2012	(395.03)
55000100	Trans Cap Credits	T1	46601	4/6/2012	(326.01)
55000100	Trans Cap Credits	T1	46601	4/6/2012	(4,044.08)
55000100	Trans Cap Credits	T1	46601	4/6/2012	(9,759.56)
55000100	Trans Cap Credits	T1	46601	4/6/2012	(546.27)
55000100	Trans Cap Credits	T1	46601	4/6/2012	(1,302.48)
55000100	Trans Cap Credits	T1	46601	4/6/2012	(671.99)
55000100	Trans Cap Credits	T1	46601	4/6/2012	(430.34)
55000100	Trans Cap Credits	T1	46601	4/6/2012	(511.33)
55000100	Trans Cap Credits	T1	46601	4/6/2012	(127.17)
55000100	Trans Cap Credits	T3	46603	4/6/2012	1,217.91
55000100	Trans Cap Credits	T3	46603	4/6/2012	231.71
55000100	Trans Cap Credits	T3	46603	4/6/2012	151.14
55000100	Trans Cap Credits	T3	46603	4/6/2012	208.17
55000100	Trans Cap Credits	T3	46603	4/6/2012	395.03
55000100	Trans Cap Credits	T3	46603	4/6/2012	326.01
55000100	Trans Cap Credits	T3	46603	4/6/2012	3,882.37
55000100	Trans Cap Credits	T3	46603	4/6/2012	114.68
55000100	Trans Cap Credits	T3	46603	4/6/2012	6,652.85
55000100	Trans Cap Credits	T3	46603	4/6/2012	14.27
55000100	Trans Cap Credits	T3	46603	4/6/2012	100.27
55000100	Trans Cap Credits	T3	46603	4/6/2012	399.75
55000100	Trans Cap Credits	T3	46603	4/6/2012	231.36
55000100	Trans Cap Credits	T3	46603	4/6/2012	2.19
55000100	Trans Cap Credits	T3	46603	4/6/2012	188.14
55000100	Trans Cap Credits	T3	46603	4/6/2012	9.83
55000100	Trans Cap Credits	T3	46603	4/6/2012	86.82

## Kentucky American Water Company

Case No. 2012-00520

Response to PSC DR1, Item 31

Account	Description	Doc Type	Document Number	Posting Date	Amount
55000100	Trans Cap Credits	T3	46603	4/6/2012	16.37
55000100	Trans Cap Credits	T3	46603	4/6/2012	46.94
55000100	Trans Cap Credits	T3	46603	4/6/2012	546.27
55000100	Trans Cap Credits	T3	46603	4/6/2012	1,302.48
55000100	Trans Cap Credits	T3	46603	4/6/2012	671.99
55000100	Trans Cap Credits	T3	46603	4/6/2012	401.81
55000100	Trans Cap Credits	T3	46603	4/6/2012	471.43
55000100	Trans Cap Credits	T3	46603	4/6/2012	127.17
55720100	Ins W/C Cap Credits	T1	46601	4/6/2012	(5,785.55)
55720100	Ins W/C Cap Credits	T3	46603	4/6/2012	4,438.54
55720100	Ins W/C Cap Credits	T3	46603	4/6/2012	3.83
55720100	Ins W/C Cap Credits	T3	46603	4/6/2012	26.82
55720100	Ins W/C Cap Credits	T3	46603	4/6/2012	107.05
55720100	Ins W/C Cap Credits	T3	46603	4/6/2012	61.90
55720100	Ins W/C Cap Credits	T3	46603	4/6/2012	0.59
55720100	Ins W/C Cap Credits	T3	46603	4/6/2012	50.33
55720100	Ins W/C Cap Credits	T3	46603	4/6/2012	2.63
55720100	Ins W/C Cap Credits	T3	46603	4/6/2012	23.22
55720100	Ins W/C Cap Credits	T3	46603	4/6/2012	4.38
55720100	Ins W/C Cap Credits	T3	46603	4/6/2012	12.58
55720100	Ins W/C Cap Credits	T3	46603	4/6/2012	30.69
57010015	Uncoll Accts Exp CA	JE	31001234	4/6/2012	(523.12)
62002400	M&S Maint TD	ST	31001135	4/6/2012	13.50
62002400	M&S Maint TD	ST	31001135	4/6/2012	35.70
62502400	Misc Maint TD	ST	31001135	4/6/2012	1.04
68532000	FUTA	T3	46603	4/6/2012	6.32
68533000	FICA	T3	46603	4/6/2012	899.91
68533000	FICA	T3	46603	4/6/2012	195.41
68533000	FICA	T3	46603	4/6/2012	155.79
68533000	FICA	T3	46603	4/6/2012	217.81
68533000	FICA	T3	46603	4/6/2012	400.64
68533000	FICA	T3	46603	4/6/2012	344.53
68533000	FICA	T3	46603	4/6/2012	802.50
68533000	FICA	T3	46603	4/6/2012	117.20
68533000	FICA	T3	46603	4/6/2012	6,708.04
68533000	FICA	T3	46603	4/6/2012	14.86
68533000	FICA	T3	46603	4/6/2012	104.06
68533000	FICA	T3	46603	4/6/2012	405.36
68533000	FICA	T3	46603	4/6/2012	236.09
68533000	FICA	T3	46603	4/6/2012	2.38
68533000	FICA	T3	46603	4/6/2012	193.26
68533000	FICA	T3	46603	4/6/2012	9.97
68533000	FICA	T3	46603	4/6/2012	88.59
68533000	FICA	T3	46603	4/6/2012	17.33
68533000	FICA	T3	46603	4/6/2012	48.52
68533000	FICA	T3	46603	4/6/2012	669.18
68533000	FICA	T3	46603	4/6/2012	1,942.94
68533000	FICA	T3	46603	4/6/2012	1,402.46
68533000	FICA	T3	46603	4/6/2012	1,375.15
68533000	FICA	T3	46603	4/6/2012	11.62
68533000	FICA	T3	46603	4/6/2012	504.76
68533000	FICA	T3	46603	4/6/2012	279.92
68533000	FICA	T3	46603	4/6/2012	548.15

## Kentucky American Water Company

Case No. 2012-00520

Response to PSC DR1, Item 31

Account	Description	Doc Type	Document Number	Posting Date	Amount
68533000	FICA	T3	46603	4/6/2012	207.00
68533000	FICA	T3	46603	4/6/2012	72.94
68533000	FICA	T3	46603	4/6/2012	12.36
68535000	SUTA	T3	46603	4/6/2012	66.91
68535000	SUTA	T3	46603	4/6/2012	4.71
68535000	SUTA	T3	46603	4/6/2012	13.24
71521000	M&J Expenses	T2	46602	4/6/2012	(40.29)
71521000	M&J Expenses	T2	46602	4/6/2012	(18.41)
71521000	M&J Expenses	T2	46602	4/6/2012	85.84
71521000	M&J Expenses	T2	46602	4/6/2012	89.90
71521000	M&J Expenses	T2	46602	4/6/2012	44.95
71521000	M&J Expenses	T2	46602	4/6/2012	79.51
71521000	M&J Expenses	T2	46602	4/6/2012	596.54
71521000	M&J Expenses	T2	46602	4/6/2012	(18.41)
71521000	M&J Expenses	T2	46602	4/6/2012	81.26
71521000	M&J Expenses	T2	46602	4/6/2012	(36.29)
71521000	M&J Expenses	T2	46602	4/6/2012	592.24
71521000	M&J Expenses	T2	46602	4/6/2012	269.70
71521000	M&J Expenses	T2	46602	4/6/2012	474.05
71521000	M&J Expenses	T3	46603	4/6/2012	(14.51)
71521000	M&J Expenses	T3	46603	4/6/2012	(6.81)
71521000	M&J Expenses	T3	46603	4/6/2012	32.27
71521000	M&J Expenses	T3	46603	4/6/2012	31.47
71521000	M&J Expenses	T3	46603	4/6/2012	17.41
71521000	M&J Expenses	T3	46603	4/6/2012	37.21
71521000	M&J Expenses	T3	46603	4/6/2012	233.92
71521000	M&J Expenses	T3	46603	4/6/2012	(6.81)
71521000	M&J Expenses	T3	46603	4/6/2012	28.60
71521000	M&J Expenses	T3	46603	4/6/2012	(12.41)
71521000	M&J Expenses	T3	46603	4/6/2012	220.37
71521000	M&J Expenses	T3	46603	4/6/2012	77.48
71521000	M&J Expenses	T3	46603	4/6/2012	179.79
71521000	M&J Expenses	T3	46603	4/6/2012	(2.93)
71521000	M&J Expenses	T3	46603	4/6/2012	(1.36)
71521000	M&J Expenses	T3	46603	4/6/2012	6.24
71521000	M&J Expenses	T3	46603	4/6/2012	6.49
71521000	M&J Expenses	T3	46603	4/6/2012	3.27
71521000	M&J Expenses	T3	46603	4/6/2012	5.85
71521000	M&J Expenses	T3	46603	4/6/2012	43.94
71521000	M&J Expenses	T3	46603	4/6/2012	(1.36)
71521000	M&J Expenses	T3	46603	4/6/2012	6.05
71521000	M&J Expenses	T3	46603	4/6/2012	(2.58)
71521000	M&J Expenses	T3	46603	4/6/2012	43.84
71521000	M&J Expenses	T3	46603	4/6/2012	19.78
71521000	M&J Expenses	T3	46603	4/6/2012	34.37
62502400	Misc Maint TD	ST	31001202	4/7/2012	129.93
71511000	M&J Revenues	RI	10177511	4/8/2012	(342.97)
71511000	M&J Revenues	RI	10177512	4/8/2012	(208.89)
71511000	M&J Revenues	RI	10177513	4/8/2012	(364.88)
71511000	M&J Revenues	RI	10177595	4/8/2012	(2,158.92)
40111000	Res Sales Billed	JE	31001446	4/9/2012	(171,151.35)
40121000	Com Sales Billed	JE	31001446	4/9/2012	(67,300.87)
40131000	Ind Sales Billed	JE	31001446	4/9/2012	(114,123.94)



## Kentucky American Water Company

Case No. 2012-00520

Response to PSC DR1, Item 31

Account	Description	Doc Type	Document Number	Posting Date	Amount
40145000	Priv Fire Billed	JE	31001446	4/9/2012	(2,960.77)
40151000	Publ Auth Billed	JE	31001446	4/9/2012	(193,206.56)
40211000	Dom WW Svc Billed	JE	31001446	4/9/2012	(9.66)
40221000	Com WW Svc Billed	JE	31001446	4/9/2012	(2,303.00)
40310400	OthRev-NSF Ck Chrg	JE	31001446	4/9/2012	(24.00)
40310500	OthRev-Appl/InitFee	JE	31001446	4/9/2012	(2,730.00)
40310500	OthRev-Appl/InitFee	JE	31001446	4/9/2012	(104.00)
40310700	OthRev-Reconnct Fee	JE	31001446	4/9/2012	(3,744.00)
51010000	Purchased Water	PV	43069376	4/9/2012	2,192.53
51110000	Waste Disposal	EE	70007269	4/9/2012	1,544.21
51510012	Purchased Power P	EE	70007270	4/9/2012	832.23
51510012	Purchased Power P	EE	70007271	4/9/2012	304.59
52001600	M&S Oper AG	PV	43033727	4/9/2012	(210.79)
52527000	Directors Fees	PS	43068915	4/9/2012	50.00
52527000	Directors Fees	PS	43068916	4/9/2012	50.00
52527000	Directors Fees	PS	43068917	4/9/2012	50.00
52527000	Directors Fees	PS	43068918	4/9/2012	50.00
52527000	Directors Fees	PS	43068919	4/9/2012	50.00
52532013	Electricity WT	EE	70007268	4/9/2012	11.19
52562016	Off&Adm Supplies AG	PV	43069400	4/9/2012	540.92
53150013	Contr Svc-Other WT	PV	43069383	4/9/2012	50.00
53150014	Contr Svc-Other TD	PV	43069383	4/9/2012	20.00
53150014	Contr Svc-Other TD	PV	43069383	4/9/2012	419.00
57010015	Uncoll Accts Exp CA	JE	31001446	4/9/2012	(50.79)
57010015	Uncoll Accts Exp CA	JE	31001446	4/9/2012	(413.07)
62002300	M&S Maint WT	PV	43069384	4/9/2012	2,382.75
62002400	M&S Maint TD	PV	43069391	4/9/2012	886.32
62002400	M&S Maint TD	PV	43069394	4/9/2012	929.85
62002400	M&S Maint TD	II	724427	4/9/2012	34.93
62002400	M&S Maint TD	II	724428	4/9/2012	6.10
62002400	M&S Maint TD	II	724428	4/9/2012	5.39
62002400	M&S Maint TD	II	724428	4/9/2012	14.09
62002400	M&S Maint TD	II	724429	4/9/2012	13.37
62002400	M&S Maint TD	II	724429	4/9/2012	15.64
40111000	Res Sales Billed	JE	31001447	4/10/2012	(2,897.34)
40111000	Res Sales Billed	JE	31001447	4/10/2012	(6.23)
40121000	Com Sales Billed	JE	31001447	4/10/2012	(2,382.82)
40151000	Publ Auth Billed	JE	31001447	4/10/2012	(6,555.98)
40310400	OthRev-NSF Ck Chrg	JE	31001447	4/10/2012	(60.00)
40310500	OthRev-Appl/InitFee	JE	31001447	4/10/2012	(208.00)
40310500	OthRev-Appl/InitFee	JE	31001447	4/10/2012	(26.00)
40310700	OthRev-Reconnct Fee	JE	31001447	4/10/2012	(26.00)
52501400	Misc Oper TD	PD	43069689	4/10/2012	(305.80)
52501600	Misc Oper AG	PV	43069661	4/10/2012	(0.25)
52501600	Misc Oper AG	PV	43069661	4/10/2012	(0.02)
52501600	Misc Oper AG	PV	43069661	4/10/2012	0.01
52510015	Bank Svc Charges-CA	PV	43070551	4/10/2012	7,494.81
52574015	Telephone CA	TC	31001274	4/10/2012	69.71
52574015	Telephone CA	TC	31001275	4/10/2012	49.60
52574015	Telephone CA	TC	31001359	4/10/2012	1,106.09
52574016	Telephone AG	TC	31001256	4/10/2012	118.30
52585000	Discounts Available	PN	7902	4/10/2012	(65.69)
52585000	Discounts Available	PN	7902	4/10/2012	(7.82)

Kentucky American Water Company  
Case No. 2012-00520  
Response to PSC DR1, Item 31

Account	Description	Doc Type	Document Number	Posting Date	Amount
52585000	Discounts Available	PN	7902	4/10/2012	(100.77)
52585000	Discounts Available	PK	62065406	4/10/2012	(2.38)
52585000	Discounts Available	PK	62065406	4/10/2012	(128.14)
52585000	Discounts Available	PK	62065407	4/10/2012	(509.26)
52585000	Discounts Available	PK	62065407	4/10/2012	(152.79)
53150015	Contr Svc-Other CA	TC	31001260	4/10/2012	14.95
57010015	Uncoll Accts Exp CA	JE	31001447	4/10/2012	(159.40)
40111000	Res Sales Billed	JE	31001637	4/11/2012	(105,481.99)
40111000	Res Sales Billed	JE	31001637	4/11/2012	(21.02)
40111000	Res Sales Billed	JE	31001637	4/11/2012	(29.73)
40111000	Res Sales Billed	JE	31001637	4/11/2012	(18.46)
40121000	Com Sales Billed	JE	31001637	4/11/2012	(30,649.00)
40131000	Ind Sales Billed	JE	31001637	4/11/2012	(2,710.33)
40145000	Priv Fire Billed	JE	31001637	4/11/2012	(4,199.37)
40151000	Publ Auth Billed	JE	31001637	4/11/2012	(12,597.87)
40211000	Dom WW Svc Billed	JE	31001637	4/11/2012	(15.22)
40310300	OthRev-CFO	PS	43070869	4/11/2012	(394.27)
40310300	OthRev-CFO	PS	43070870	4/11/2012	(200.00)
40310400	OthRev-NSF Ck Chrg	JE	31001637	4/11/2012	(72.00)
40310500	OthRev-Appl/InitFee	JE	31001637	4/11/2012	(1,612.00)
40310500	OthRev-Appl/InitFee	JE	31001637	4/11/2012	(156.00)
40310700	OthRev-Reconnct Fee	JE	31001637	4/11/2012	(1,924.00)
51510012	Purchased Power P	EE	70007730	4/11/2012	671.54
51510012	Purchased Power P	EE	70007745	4/11/2012	3,086.30
51510012	Purchased Power P	EE	70007746	4/11/2012	47.70
51510013	Purchased Power WT	EE	70007748	4/11/2012	4,528.12
51510013	Purchased Power WT	EE	70007804	4/11/2012	6,349.28
51510014	Purchased Power TD	EE	70007743	4/11/2012	104.52
51510014	Purchased Power TD	EE	70007749	4/11/2012	54.60
52532013	Electricity WT	EE	70007742	4/11/2012	11.19
52532013	Electricity WT	EE	70007747	4/11/2012	22.97
52532014	Electricity TD	EE	70007738	4/11/2012	149.84
52532014	Electricity TD	EE	70007740	4/11/2012	56.61
52532014	Electricity TD	EE	70007741	4/11/2012	56.77
52532014	Electricity TD	EE	70007744	4/11/2012	83.12
52532014	Electricity TD	EE	70007751	4/11/2012	34.55
52532016	Electricity AG	EE	70007739	4/11/2012	58.32
52548014	Heating Oil/Gas TD	EE	70007750	4/11/2012	31.06
52562516	Overnight Shippng AG	PV	43070797	4/11/2012	36.99
52566016	Postage AG	PV	43070786	4/11/2012	1,515.00
52578016	Trash Removal AG	PV	43070799	4/11/2012	96.53
52578016	Trash Removal AG	PV	43070800	4/11/2012	64.10
52583011	Water & WW SS	PV	43070801	4/11/2012	4,012.34
52585000	Discounts Available	PK	62065415	4/11/2012	(28.70)
53150013	Contr Svc-Other WT	PV	43070793	4/11/2012	50.00
53150013	Contr Svc-Other WT	PV	43070794	4/11/2012	50.00
53150013	Contr Svc-Other WT	PV	43070795	4/11/2012	448.00
53150013	Contr Svc-Other WT	PV	43070796	4/11/2012	5,490.00
53150013	Contr Svc-Other WT	PV	43070796	4/11/2012	1,230.00
53150013	Contr Svc-Other WT	PV	43070796	4/11/2012	210.00
53150013	Contr Svc-Other WT	PV	43070796	4/11/2012	480.00
53150013	Contr Svc-Other WT	PV	43070802	4/11/2012	484.50
53150014	Contr Svc-Other TD	PV	43070796	4/11/2012	270.00

## Kentucky American Water Company

Case No. 2012-00520

Response to PSC DR1, Item 31

Account	Description	Doc Type	Document Number	Posting Date	Amount
57010015	Uncoll Accts Exp CA	JE	31001637	4/11/2012	(231.14)
57010015	Uncoll Accts Exp CA	JE	31001637	4/11/2012	(167.95)
62002400	M&S Maint TD	ST	31001421	4/11/2012	53.18
62002400	M&S Maint TD	ST	31001421	4/11/2012	55.79
62002400	M&S Maint TD	PV	43070798	4/11/2012	1,837.91
62502600	Misc Maint AG	PV	43070785	4/11/2012	1,188.00
63150026	Contr Svc-Maint AG	PV	43070790	4/11/2012	171.00
63150026	Contr Svc-Maint AG	PV	43070791	4/11/2012	2,583.33
63150026	Contr Svc-Maint AG	PV	43070792	4/11/2012	1,135.83
63150026	Contr Svc-Maint AG	PV	43071153	4/11/2012	190.16
75810000	Donations Deductible	PS	43070742	4/11/2012	2,500.00
40111000	Res Sales Billed	JE	31001754	4/12/2012	(131,437.53)
40111000	Res Sales Billed	JE	31001754	4/12/2012	(13,334.26)
40111000	Res Sales Billed	JE	31001754	4/12/2012	(8.72)
40121000	Com Sales Billed	JE	31001754	4/12/2012	(65,473.50)
40121000	Com Sales Billed	JE	31001754	4/12/2012	(283.93)
40145000	Priv Fire Billed	JE	31001754	4/12/2012	(8,365.97)
40151000	Publ Auth Billed	JE	31001754	4/12/2012	(3,130.47)
40151000	Publ Auth Billed	JE	31001754	4/12/2012	(1,679.60)
40211000	Dom WW Svc Billed	JE	31001754	4/12/2012	(10.93)
40221000	Com WW Svc Billed	JE	31001754	4/12/2012	(1,183.81)
40251000	PubAuth WW Billed	JE	31001754	4/12/2012	(504.24)
40310400	OthRev-NSF Ck Chrg	JE	31001754	4/12/2012	(72.00)
40310500	OthRev-Appl/InitFee	JE	31001754	4/12/2012	(1,638.00)
40310500	OthRev-Appl/InitFee	JE	31001754	4/12/2012	(26.00)
40310500	OthRev-Appl/InitFee	JE	31001754	4/12/2012	(156.00)
40310700	OthRev-Reconnct Fee	JE	31001754	4/12/2012	(2,158.00)
40310700	OthRev-Reconnct Fee	JE	31001754	4/12/2012	(182.00)
52001400	M&S Oper TD	CC	8024	4/12/2012	4.27
52001600	M&S Oper AG	CC	8033	4/12/2012	210.79
52501400	Misc Oper TD	TC	31001483	4/12/2012	92.30
52501400	Misc Oper TD	CC	8024	4/12/2012	104.93
52501600	Misc Oper AG	CC	8024	4/12/2012	74.20
52501600	Misc Oper AG	CC	8024	4/12/2012	5.00
52501600	Misc Oper AG	CC	8024	4/12/2012	65.72
52534000	Employee Expenses	CC	8024	4/12/2012	5.00
52534000	Employee Expenses	CC	8033	4/12/2012	500.95
52535000	Meals Deductible	CC	8024	4/12/2012	25.60
52535000	Meals Deductible	CC	8033	4/12/2012	27.00
52542015	Forms CA	PV	43071712	4/12/2012	11,414.22
52542015	Forms CA	PV	43071744	4/12/2012	1,848.70
52542015	Forms CA	PV	43071712	4/12/2012	(11,414.22)
52542015	Forms CA	PV	43071744	4/12/2012	(1,848.70)
52548014	Heating Oil/Gas TD	EE	70007989	4/12/2012	242.00
52562016	Off&Adm Supplies AG	CC	8033	4/12/2012	115.89
52562016	Off&Adm Supplies AG	CC	8033	4/12/2012	348.70
52562016	Off&Adm Supplies AG	CC	8033	4/12/2012	103.94
52562016	Off&Adm Supplies AG	CC	8033	4/12/2012	98.19
52562016	Off&Adm Supplies AG	CC	8033	4/12/2012	10.68
52562016	Off&Adm Supplies AG	CC	8033	4/12/2012	126.14
52562016	Off&Adm Supplies AG	CC	8033	4/12/2012	297.35
52574015	Telephone CA	TC	31001467	4/12/2012	773.38
52574016	Telephone AG	TC	31001467	4/12/2012	797.55

## Kentucky American Water Company

Case No. 2012-00520

Response to PSC DR1, Item 31

Account	Description	Doc Type	Document Number	Posting Date	Amount
52574016	Telephone AG	TC	31001483	4/12/2012	118.46
52574016	Telephone AG	TC	31001483	4/12/2012	46.53
52574016	Telephone AG	TC	31001483	4/12/2012	1,197.84
52574016	Telephone AG	TC	31001483	4/12/2012	61.64
52574016	Telephone AG	TC	31001546	4/12/2012	20.25
52582013	Uniforms WT	CC	8024	4/12/2012	4.81
52582013	Uniforms WT	CC	8024	4/12/2012	25.35
52582014	Uniforms TD	CC	8024	4/12/2012	21.31
52585000	Discounts Available	PK	62065419	4/12/2012	(222.37)
52585000	Discounts Available	PK	62065419	4/12/2012	(1.60)
53150013	Contr Svc-Other WT	CC	8024	4/12/2012	1,089.00
57010015	Uncoll Accts Exp CA	JE	31001754	4/12/2012	(155.27)
62002300	M&S Maint WT	CC	8024	4/12/2012	(36.59)
62002300	M&S Maint WT	CC	8024	4/12/2012	522.55
75810000	Donations Deductible	CC	8024	4/12/2012	100.00
75810000	Donations Deductible	CC	8024	4/12/2012	85.14
75810000	Donations Deductible	CC	8024	4/12/2012	5.49
40111000	Res Sales Billed	JE	31001753	4/13/2012	(203,686.74)
40111000	Res Sales Billed	JE	31001753	4/13/2012	(10,752.20)
40111000	Res Sales Billed	JE	31001753	4/13/2012	(13,987.68)
40121000	Com Sales Billed	JE	31001753	4/13/2012	(66,833.53)
40121000	Com Sales Billed	JE	31001753	4/13/2012	(42.84)
40121000	Com Sales Billed	JE	31001753	4/13/2012	(483.12)
40145000	Priv Fire Billed	JE	31001753	4/13/2012	(5,958.94)
40151000	Publ Auth Billed	JE	31001753	4/13/2012	(340.45)
40151000	Publ Auth Billed	JE	31001753	4/13/2012	(56.66)
40151000	Publ Auth Billed	JE	31001753	4/13/2012	(127.86)
40161000	Sls/Rsle Billed	JE	31001753	4/13/2012	(232.21)
40211000	Dom WW Svc Billed	JE	31001753	4/13/2012	(77.21)
40211000	Dom WW Svc Billed	JE	31001753	4/13/2012	(71.34)
40310400	OthRev-NSF Ck Chrg	JE	31001753	4/13/2012	(120.00)
40310500	OthRev-Appl/InitFee	JE	31001753	4/13/2012	(2,548.00)
40310500	OthRev-Appl/InitFee	JE	31001753	4/13/2012	(468.00)
40310500	OthRev-Appl/InitFee	JE	31001753	4/13/2012	(26.00)
40310500	OthRev-Appl/InitFee	JE	31001753	4/13/2012	(78.00)
40310700	OthRev-Reconnct Fee	JE	31001753	4/13/2012	(2,496.00)
40310700	OthRev-Reconnct Fee	JE	31001753	4/13/2012	(130.00)
40310700	OthRev-Reconnct Fee	JE	31001753	4/13/2012	(286.00)
51510012	Purchased Power P	EE	70008148	4/13/2012	41.14
51510012	Purchased Power P	EE	70008150	4/13/2012	685.09
51510013	Purchased Power WT	PS	43072197	4/13/2012	3,190.31
51510013	Purchased Power WT	PS	43072197	4/13/2012	435.04
51510013	Purchased Power WT	PS	43072199	4/13/2012	6,380.62
51510013	Purchased Power WT	PS	43072199	4/13/2012	870.08
52501600	Misc Oper AG	PS	43072197	4/13/2012	0.01
52532014	Electricity TD	EE	70008149	4/13/2012	21.49
52532014	Electricity TD	EE	70008151	4/13/2012	20.85
52532014	Electricity TD	EE	70008152	4/13/2012	333.20
52532014	Electricity TD	EE	70008153	4/13/2012	51.45
52532014	Electricity TD	EE	70008154	4/13/2012	21.00
52532014	Electricity TD	EE	70008155	4/13/2012	42.72
52542015	Forms CA	PV	43072352	4/13/2012	3,404.07
52542015	Forms CA	PV	43072352	4/13/2012	(3,404.07)

Kentucky American Water Company  
Case No. 2012-00520  
Response to PSC DR1, Item 31

Account	Description	Doc Type	Document Number	Posting Date	Amount
52548014	Heating Oil/Gas TD	EE	70008070	4/13/2012	70.28
52566016	Postage AG	ST	31001649	4/13/2012	90.90
52578016	Trash Removal AG	ST	31001649	4/13/2012	5.79
52585000	Discounts Available	PK	62065437	4/13/2012	(8.70)
52585000	Discounts Available	PK	62065437	4/13/2012	(77.05)
53150013	Contr Svc-Other WT	OV	10364446	4/13/2012	(5,314.00)
57010015	Uncoll Accts Exp CA	JE	31001753	4/13/2012	(67.02)
57010015	Uncoll Accts Exp CA	JE	31001753	4/13/2012	(473.46)
68520100	Tax Discounts	PS	43072199	4/13/2012	(1,067.06)
71511000	M&J Revenues	RI	10177514	4/14/2012	(2,848.12)
71511000	M&J Revenues	RI	10177515	4/14/2012	(541.17)
71511000	M&J Revenues	RI	10177516	4/14/2012	(2,150.86)
71511000	M&J Revenues	RI	10177517	4/14/2012	(1,632.34)
50101300	Labor Oper WT	T2	46792	4/15/2012	1,563.34
50101300	Labor Oper WT	T2	46792	4/15/2012	865.84
50101300	Labor Oper WT	T2	46792	4/15/2012	14,849.80
50101300	Labor Oper WT	T2	46792	4/15/2012	16,806.24
50101300	Labor Oper WT	T2	46792	4/15/2012	12,142.27
50101305	Labor Oper WT SupEng	T2	46792	4/15/2012	8,453.70
50101305	Labor Oper WT SupEng	T2	46792	4/15/2012	1,146.33
50101305	Labor Oper WT SupEng	T2	46792	4/15/2012	7,402.24
50101305	Labor Oper WT SupEng	T2	46792	4/15/2012	3,013.28
50101305	Labor Oper WT SupEng	T2	46792	4/15/2012	3,096.51
50101305	Labor Oper WT SupEng	T2	46792	4/15/2012	4,683.45
50101305	Labor Oper WT SupEng	T2	46792	4/15/2012	829.82
50101305	Labor Oper WT SupEng	T2	46792	4/15/2012	7,062.87
50101305	Labor Oper WT SupEng	T2	46792	4/15/2012	129.94
50101400	Labor Oper TD	T2	46792	4/15/2012	43,433.66
50101400	Labor Oper TD	T2	46792	4/15/2012	1,438.30
50101400	Labor Oper TD	T2	46792	4/15/2012	264.50
50101400	Labor Oper TD	T2	46792	4/15/2012	1,329.76
50101400	Labor Oper TD	T2	46792	4/15/2012	3,461.57
50101405	Labor Oper TD SupEng	T2	46792	4/15/2012	1,446.92
50101405	Labor Oper TD SupEng	T2	46792	4/15/2012	545.32
50101405	Labor Oper TD SupEng	T2	46792	4/15/2012	1,780.50
50101405	Labor Oper TD SupEng	T2	46792	4/15/2012	853.43
50101415	Labor Oper TD Lines	T2	46792	4/15/2012	4,632.81
50101415	Labor Oper TD Lines	T2	46792	4/15/2012	928.58
50101415	Labor Oper TD Lines	T2	46792	4/15/2012	1,286.55
50101420	Labor Oper TD Meter	T2	46792	4/15/2012	18,591.24
50101500	Labor Oper CA	T2	46792	4/15/2012	589.62
50101510	Labor Oper CA MtrRd	T2	46792	4/15/2012	11,572.50
50101520	Labor Oper CA CstSrv	T2	46792	4/15/2012	2,427.81
50101600	Labor Oper AG	T2	46792	4/15/2012	16,691.55
50101600	Labor Oper AG	T2	46792	4/15/2012	1,296.87
50101600	Labor Oper AG	T2	46792	4/15/2012	4,519.77
50101600	Labor Oper AG	T2	46792	4/15/2012	3,811.60
50101600	Labor Oper AG	T2	46792	4/15/2012	7,871.52
50101600	Labor Oper AG	T2	46792	4/15/2012	4,936.05
50101600	Labor Oper AG	T2	46792	4/15/2012	2,435.04
50102200	Labor Maint P	T2	46792	4/15/2012	1,769.04
50102200	Labor Maint P	T2	46792	4/15/2012	1,375.92
50102300	Labor Maint WT	T2	46792	4/15/2012	847.67

Kentucky American Water Company  
Case No. 2012-00520  
Response to PSC DR1, Item 31

Account	Description	Doc Type	Document Number	Posting Date	Amount
50102300	Labor Maint WT	T2	46792	4/15/2012	1,375.92
50102300	Labor Maint WT	T2	46792	4/15/2012	1,314.50
50102400	Labor Maint TD	T2	46792	4/15/2012	2,288.14
50102410	Labor Mnt TD Str&Imp	T2	46792	4/15/2012	46.14
50102420	Labor Mnt TD Mains	T2	46792	4/15/2012	4,354.73
50102420	Labor Mnt TD Mains	T2	46792	4/15/2012	1,557.24
50102420	Labor Mnt TD Mains	T2	46792	4/15/2012	427.03
50102430	Labor Mnt TD Service	T2	46792	4/15/2012	7,279.92
50102430	Labor Mnt TD Service	T2	46792	4/15/2012	787.17
50102430	Labor Mnt TD Service	T2	46792	4/15/2012	588.29
50102430	Labor Mnt TD Service	T2	46792	4/15/2012	1,331.88
50102435	Labor Mnt TD Meter	T2	46792	4/15/2012	1,818.18
50102435	Labor Mnt TD Meter	T2	46792	4/15/2012	231.43
50102435	Labor Mnt TD Meter	T2	46792	4/15/2012	259.38
50102440	Labor Mnt TD Hydrant	T2	46792	4/15/2012	2,531.84
50102440	Labor Mnt TD Hydrant	T2	46792	4/15/2012	145.03
50102440	Labor Mnt TD Hydrant	T2	46792	4/15/2012	3,587.03
50111300	LaborOper NS OT WT	T2	46792	4/15/2012	182.95
50111300	LaborOper NS OT WT	T2	46792	4/15/2012	33.26
50111300	LaborOper NS OT WT	T2	46792	4/15/2012	2,370.46
50111300	LaborOper NS OT WT	T2	46792	4/15/2012	2,584.40
50111300	LaborOper NS OT WT	T2	46792	4/15/2012	727.86
50111305	LaborOperNS OT WT SE	T2	46792	4/15/2012	85.59
50111305	LaborOperNS OT WT SE	T2	46792	4/15/2012	242.23
50111305	LaborOperNS OT WT SE	T2	46792	4/15/2012	99.94
50111305	LaborOperNS OT WT SE	T2	46792	4/15/2012	562.01
50111400	LaborOper NS OT TD	T2	46792	4/15/2012	84.37
50111400	LaborOper NS OT TD	T2	46792	4/15/2012	139.48
50111415	LaborOperNS OT TD Ln	T2	46792	4/15/2012	488.72
50111415	LaborOperNS OT TD Ln	T2	46792	4/15/2012	324.32
50111420	LaborOperNS OT TD Mt	T2	46792	4/15/2012	6,404.43
50111510	LaborOperNS OT CA MR	T2	46792	4/15/2012	623.58
50111520	LaborOperNS OT CA CS	T2	46792	4/15/2012	166.57
50112200	LaborMaint NS OT P	T2	46792	4/15/2012	149.82
50112300	LaborMaint NS OT WT	T2	46792	4/15/2012	147.42
50112300	LaborMaint NS OT WT	T2	46792	4/15/2012	481.53
50112300	LaborMaint NS OT WT	T2	46792	4/15/2012	706.39
50112420	LaborMaintNSOT TD Mn	T2	46792	4/15/2012	156.14
50112420	LaborMaintNSOT TD Mn	T2	46792	4/15/2012	536.68
50112430	LaborMaintNSOT TD Sv	T2	46792	4/15/2012	1,398.76
50112430	LaborMaintNSOT TD Sv	T2	46792	4/15/2012	462.70
50121300	LaborOper OT WT	T2	46792	4/15/2012	1,765.32
50121300	LaborOper OT WT	T2	46792	4/15/2012	916.32
50121300	LaborOper OT WT	T2	46792	4/15/2012	871.37
50171000	Annual Incent Plan	T3	46793	4/15/2012	3,768.09
50171000	Annual Incent Plan	T3	46793	4/15/2012	775.37
50171000	Annual Incent Plan	T3	46793	4/15/2012	212.87
50171000	Annual Incent Plan	T3	46793	4/15/2012	300.69
50171000	Annual Incent Plan	T3	46793	4/15/2012	692.72
50171000	Annual Incent Plan	T3	46793	4/15/2012	91.83
50171000	Annual Incent Plan	T3	46793	4/15/2012	1,463.30
50171000	Annual Incent Plan	T3	46793	4/15/2012	2,677.03
50171000	Annual Incent Plan	T3	46793	4/15/2012	582.70

## Kentucky American Water Company

Case No. 2012-00520

Response to PSC DR1, Item 31

Account	Description	Doc Type	Document Number	Posting Date	Amount
50171000	Annual Incent Plan	T3	46793	4/15/2012	257.25
50171000	Annual Incent Plan	T3	46793	4/15/2012	321.54
50421000	401k Expense	T3	46793	4/15/2012	339.95
50421000	401k Expense	T3	46793	4/15/2012	16.32
50421000	401k Expense	T3	46793	4/15/2012	144.93
50421000	401k Expense	T3	46793	4/15/2012	5.87
50421000	401k Expense	T3	46793	4/15/2012	205.69
50421000	401k Expense	T3	46793	4/15/2012	173.95
50421000	401k Expense	T3	46793	4/15/2012	1,740.46
50421000	401k Expense	T3	46793	4/15/2012	16.49
50421000	401k Expense	T3	46793	4/15/2012	5.79
50421000	401k Expense	T3	46793	4/15/2012	41.35
50421000	401k Expense	T3	46793	4/15/2012	127.36
50421000	401k Expense	T3	46793	4/15/2012	59.33
50421000	401k Expense	T3	46793	4/15/2012	36.74
50421000	401k Expense	T3	46793	4/15/2012	25.24
50421000	401k Expense	T3	46793	4/15/2012	23.21
50421000	401k Expense	T3	46793	4/15/2012	5.79
50421000	401k Expense	T3	46793	4/15/2012	10.37
50421000	401k Expense	T3	46793	4/15/2012	6.61
50421000	401k Expense	T3	46793	4/15/2012	192.16
50421000	401k Expense	T3	46793	4/15/2012	361.93
50421000	401k Expense	T3	46793	4/15/2012	515.72
50421000	401k Expense	T3	46793	4/15/2012	249.10
50421000	401k Expense	T3	46793	4/15/2012	20.45
50421000	401k Expense	T3	46793	4/15/2012	154.68
50421000	401k Expense	T3	46793	4/15/2012	118.75
50421000	401k Expense	T3	46793	4/15/2012	131.44
50421000	401k Expense	T3	46793	4/15/2012	25.54
50421000	401k Expense	T3	46793	4/15/2012	16.09
50421000	401k Expense	T3	46793	4/15/2012	5.20
50422000	DCP Expense	T3	46793	4/15/2012	250.23
50422000	DCP Expense	T3	46793	4/15/2012	33.84
50422000	DCP Expense	T3	46793	4/15/2012	111.76
50422000	DCP Expense	T3	46793	4/15/2012	211.18
50422000	DCP Expense	T3	46793	4/15/2012	24.11
50422000	DCP Expense	T3	46793	4/15/2012	460.68
50422000	DCP Expense	T3	46793	4/15/2012	60.18
50422000	DCP Expense	T3	46793	4/15/2012	2,398.90
50422000	DCP Expense	T3	46793	4/15/2012	28.50
50422000	DCP Expense	T3	46793	4/15/2012	7.61
50422000	DCP Expense	T3	46793	4/15/2012	19.38
50422000	DCP Expense	T3	46793	4/15/2012	180.08
50422000	DCP Expense	T3	46793	4/15/2012	178.64
50422000	DCP Expense	T3	46793	4/15/2012	49.66
50422000	DCP Expense	T3	46793	4/15/2012	47.85
50422000	DCP Expense	T3	46793	4/15/2012	30.89
50422000	DCP Expense	T3	46793	4/15/2012	13.62
50422000	DCP Expense	T3	46793	4/15/2012	448.99
50422000	DCP Expense	T3	46793	4/15/2012	629.41
50422000	DCP Expense	T3	46793	4/15/2012	801.88
50422000	DCP Expense	T3	46793	4/15/2012	158.24
50422000	DCP Expense	T3	46793	4/15/2012	75.97

## Kentucky American Water Company

Case No. 2012-00520

Response to PSC DR1, Item 31

Account	Description	Doc Type	Document Number	Posting Date	Amount
50422000	DCP Expense	T3	46793	4/15/2012	216.32
50422000	DCP Expense	T3	46793	4/15/2012	28.87
50422000	DCP Expense	T3	46793	4/15/2012	22.14
50422000	DCP Expense	T3	46793	4/15/2012	6.82
50510100	PBOP Cap Credits	T3	46793	4/15/2012	20,633.77
50510100	PBOP Cap Credits	T3	46793	4/15/2012	30.36
50510100	PBOP Cap Credits	T3	46793	4/15/2012	189.77
50510100	PBOP Cap Credits	T3	46793	4/15/2012	222.11
50510100	PBOP Cap Credits	T3	46793	4/15/2012	28.98
50510100	PBOP Cap Credits	T3	46793	4/15/2012	95.99
50510100	PBOP Cap Credits	T3	46793	4/15/2012	36.33
50510100	PBOP Cap Credits	T3	46793	4/15/2012	41.53
50550000	Group Insur Expense	T3	46793	4/15/2012	470.74
50550000	Group Insur Expense	T3	46793	4/15/2012	93.74
50550000	Group Insur Expense	T3	46793	4/15/2012	1,937.51
50550000	Group Insur Expense	T3	46793	4/15/2012	27.37
50550000	Group Insur Expense	T3	46793	4/15/2012	101.90
50550000	Group Insur Expense	T3	46793	4/15/2012	29.23
50550000	Group Insur Expense	T3	46793	4/15/2012	765.83
50550000	Group Insur Expense	T3	46793	4/15/2012	660.19
50550000	Group Insur Expense	T3	46793	4/15/2012	341.02
50550000	Group Insur Expense	T3	46793	4/15/2012	106.05
50550000	Group Insur Expense	T3	46793	4/15/2012	265.30
50550100	Group Ins Cap Creds	T3	46793	4/15/2012	48,104.44
50550100	Group Ins Cap Creds	T3	46793	4/15/2012	146.40
50550100	Group Ins Cap Creds	T3	46793	4/15/2012	26.98
50550100	Group Ins Cap Creds	T3	46793	4/15/2012	293.45
50550100	Group Ins Cap Creds	T3	46793	4/15/2012	952.63
50550100	Group Ins Cap Creds	T3	46793	4/15/2012	667.18
50550100	Group Ins Cap Creds	T3	46793	4/15/2012	289.66
50550100	Group Ins Cap Creds	T3	46793	4/15/2012	172.71
50550100	Group Ins Cap Creds	T3	46793	4/15/2012	109.43
50550100	Group Ins Cap Creds	T3	46793	4/15/2012	43.05
50550100	Group Ins Cap Creds	T3	46793	4/15/2012	48.24
50550100	Group Ins Cap Creds	T3	46793	4/15/2012	49.20
50550100	Group Ins Cap Creds	T3	46793	4/15/2012	213.22
50610100	Pension Cap Credits	T3	46793	4/15/2012	32,067.65
50610100	Pension Cap Credits	T3	46793	4/15/2012	47.18
50610100	Pension Cap Credits	T3	46793	4/15/2012	294.91
50610100	Pension Cap Credits	T3	46793	4/15/2012	345.20
50610100	Pension Cap Credits	T3	46793	4/15/2012	45.03
50610100	Pension Cap Credits	T3	46793	4/15/2012	149.16
50610100	Pension Cap Credits	T3	46793	4/15/2012	56.47
50610100	Pension Cap Credits	T3	46793	4/15/2012	64.54
55000100	Trans Cap Credits	T3	46793	4/15/2012	1,334.05
55000100	Trans Cap Credits	T3	46793	4/15/2012	33.35
55000100	Trans Cap Credits	T3	46793	4/15/2012	151.14
55000100	Trans Cap Credits	T3	46793	4/15/2012	362.69
55000100	Trans Cap Credits	T3	46793	4/15/2012	558.88
55000100	Trans Cap Credits	T3	46793	4/15/2012	350.46
55000100	Trans Cap Credits	T3	46793	4/15/2012	4,556.93
55000100	Trans Cap Credits	T3	46793	4/15/2012	81.39
55000100	Trans Cap Credits	T3	46793	4/15/2012	7,354.31



## Kentucky American Water Company

Case No. 2012-00520

Response to PSC DR1, Item 31

Account	Description	Doc Type	Document Number	Posting Date	Amount
55000100	Trans Cap Credits	T3	46793	4/15/2012	55.90
55000100	Trans Cap Credits	T3	46793	4/15/2012	10.30
55000100	Trans Cap Credits	T3	46793	4/15/2012	112.02
55000100	Trans Cap Credits	T3	46793	4/15/2012	363.62
55000100	Trans Cap Credits	T3	46793	4/15/2012	254.68
55000100	Trans Cap Credits	T3	46793	4/15/2012	110.56
55000100	Trans Cap Credits	T3	46793	4/15/2012	65.92
55000100	Trans Cap Credits	T3	46793	4/15/2012	41.77
55000100	Trans Cap Credits	T3	46793	4/15/2012	16.43
55000100	Trans Cap Credits	T3	46793	4/15/2012	18.41
55000100	Trans Cap Credits	T3	46793	4/15/2012	18.78
55000100	Trans Cap Credits	T3	46793	4/15/2012	560.58
55000100	Trans Cap Credits	T3	46793	4/15/2012	1,316.76
55000100	Trans Cap Credits	T3	46793	4/15/2012	721.69
55000100	Trans Cap Credits	T3	46793	4/15/2012	399.19
55000100	Trans Cap Credits	T3	46793	4/15/2012	539.95
55000100	Trans Cap Credits	T3	46793	4/15/2012	122.57
55720100	Ins W/C Cap Credits	T3	46793	4/15/2012	4,913.94
55720100	Ins W/C Cap Credits	T3	46793	4/15/2012	14.95
55720100	Ins W/C Cap Credits	T3	46793	4/15/2012	2.75
55720100	Ins W/C Cap Credits	T3	46793	4/15/2012	29.99
55720100	Ins W/C Cap Credits	T3	46793	4/15/2012	97.32
55720100	Ins W/C Cap Credits	T3	46793	4/15/2012	68.17
55720100	Ins W/C Cap Credits	T3	46793	4/15/2012	29.60
55720100	Ins W/C Cap Credits	T3	46793	4/15/2012	17.61
55720100	Ins W/C Cap Credits	T3	46793	4/15/2012	11.18
55720100	Ins W/C Cap Credits	T3	46793	4/15/2012	4.40
55720100	Ins W/C Cap Credits	T3	46793	4/15/2012	4.93
55720100	Ins W/C Cap Credits	T3	46793	4/15/2012	5.03
55720100	Ins W/C Cap Credits	T3	46793	4/15/2012	21.78
62002400	M&S Maint TD	IR	725469	4/15/2012	(24.31)
62002400	M&S Maint TD	IR	725469	4/15/2012	(4.42)
62002400	M&S Maint TD	IR	725469	4/15/2012	(8.75)
68532000	FUTA	T3	46793	4/15/2012	13.50
68532000	FUTA	T3	46793	4/15/2012	13.13
68532000	FUTA	T3	46793	4/15/2012	2.56
68533000	FICA	T3	46793	4/15/2012	627.59
68533000	FICA	T3	46793	4/15/2012	93.36
68533000	FICA	T3	46793	4/15/2012	327.31
68533000	FICA	T3	46793	4/15/2012	282.40
68533000	FICA	T3	46793	4/15/2012	566.03
68533000	FICA	T3	46793	4/15/2012	377.61
68533000	FICA	T3	46793	4/15/2012	833.43
68533000	FICA	T3	46793	4/15/2012	82.65
68533000	FICA	T3	46793	4/15/2012	7,491.10
68533000	FICA	T3	46793	4/15/2012	58.15
68533000	FICA	T3	46793	4/15/2012	10.46
68533000	FICA	T3	46793	4/15/2012	116.45
68533000	FICA	T3	46793	4/15/2012	365.71
68533000	FICA	T3	46793	4/15/2012	259.10
68533000	FICA	T3	46793	4/15/2012	115.34
68533000	FICA	T3	46793	4/15/2012	68.36
68533000	FICA	T3	46793	4/15/2012	44.03

## Kentucky American Water Company

Case No. 2012-00520

Response to PSC DR1, Item 31

Account	Description	Doc Type	Document Number	Posting Date	Amount
68533000	FICA	T3	46793	4/15/2012	17.71
68533000	FICA	T3	46793	4/15/2012	19.33
68533000	FICA	T3	46793	4/15/2012	19.32
68533000	FICA	T3	46793	4/15/2012	627.43
68533000	FICA	T3	46793	4/15/2012	1,906.44
68533000	FICA	T3	46793	4/15/2012	1,978.35
68533000	FICA	T3	46793	4/15/2012	1,346.58
68533000	FICA	T3	46793	4/15/2012	58.87
68533000	FICA	T3	46793	4/15/2012	652.98
68533000	FICA	T3	46793	4/15/2012	282.16
68533000	FICA	T3	46793	4/15/2012	653.89
68533000	FICA	T3	46793	4/15/2012	128.47
68533000	FICA	T3	46793	4/15/2012	62.15
68533000	FICA	T3	46793	4/15/2012	9.78
68533000	FICA	T3	46908	4/15/2012	1,325.91
68533000	FICA	T3	46908	4/15/2012	2,107.59
68535000	SUTA	T3	46793	4/15/2012	33.47
68535000	SUTA	T3	46793	4/15/2012	32.31
68535000	SUTA	T3	46793	4/15/2012	7.49
71521000	M&J Expenses	II	725470	4/15/2012	24.31
71521000	M&J Expenses	II	725470	4/15/2012	4.42
71521000	M&J Expenses	II	725470	4/15/2012	8.75
71521000	M&J Expenses	T2	46792	4/15/2012	(67.43)
71521000	M&J Expenses	T2	46792	4/15/2012	(234.50)
71521000	M&J Expenses	T2	46792	4/15/2012	18.41
71521000	M&J Expenses	T2	46792	4/15/2012	150.89
71521000	M&J Expenses	T3	46793	4/15/2012	(24.48)
71521000	M&J Expenses	T3	46793	4/15/2012	(83.23)
71521000	M&J Expenses	T3	46793	4/15/2012	6.78
71521000	M&J Expenses	T3	46793	4/15/2012	59.70
71521000	M&J Expenses	T3	46793	4/15/2012	(5.05)
71521000	M&J Expenses	T3	46793	4/15/2012	(17.37)
71521000	M&J Expenses	T3	46793	4/15/2012	1.31
71521000	M&J Expenses	T3	46793	4/15/2012	10.90
40111000	Res Sales Billed	JE	31001874	4/16/2012	(109,442.96)
40111000	Res Sales Billed	JE	31001874	4/16/2012	(209.09)
40111000	Res Sales Billed	JE	31001874	4/16/2012	4.63
40111000	Res Sales Billed	JE	31001874	4/16/2012	(8.90)
40121000	Com Sales Billed	JE	31001874	4/16/2012	(54,221.07)
40131000	Ind Sales Billed	JE	31001874	4/16/2012	(4,644.94)
40145000	Priv Fire Billed	JE	31001874	4/16/2012	(4,535.25)
40151000	Publ Auth Billed	JE	31001874	4/16/2012	(5,088.53)
40171000	Misc Sales Billed	JE	31001874	4/16/2012	(124.00)
40211000	Dom WW Svc Billed	JE	31001874	4/16/2012	23.74
40310400	OthRev-NSF Ck Chrg	JE	31001874	4/16/2012	(132.00)
40310500	OthRev-Appl/InitFee	JE	31001874	4/16/2012	(2,444.00)
40310500	OthRev-Appl/InitFee	JE	31001874	4/16/2012	(52.00)
40310500	OthRev-Appl/InitFee	JE	31001874	4/16/2012	(26.00)
40310700	OthRev-Reconnct Fee	JE	31001874	4/16/2012	(2,132.00)
52001600	M&S Oper AG	PV	43074685	4/16/2012	176.09
52501400	Misc Oper TD	PV	43074217	4/16/2012	1,074.76
52501400	Misc Oper TD	PV	43074343	4/16/2012	243.43
52562516	Overnight Shippng AG	PV	43074364	4/16/2012	109.39

Kentucky American Water Company  
Case No. 2012-00520  
Response to PSC DR1, Item 31

Account	Description	Doc Type	Document Number	Posting Date	Amount
52562516	Overnight Shippng AG	PV	43074366	4/16/2012	490.35
52578016	Trash Removal AG	PV	43074353	4/16/2012	132.55
53150016	Contr Svc-Other AG	PV	43074355	4/16/2012	85.00
55000016	Trans Oper AG	PV	43074338	4/16/2012	1,635.11
62002100	M&S Maint SS	II	725519	4/16/2012	3.05
62002100	M&S Maint SS	II	725519	4/16/2012	4.89
62002100	M&S Maint SS	II	725519	4/16/2012	52.67
62002300	M&S Maint WT	PV	43074356	4/16/2012	420.00
62002300	M&S Maint WT	PV	43074356	4/16/2012	630.00
62002300	M&S Maint WT	PV	43074356	4/16/2012	1,260.00
62002300	M&S Maint WT	PV	43074356	4/16/2012	1,680.00
62002300	M&S Maint WT	PV	43074357	4/16/2012	665.89
62002300	M&S Maint WT	PV	43074367	4/16/2012	72.52
62002300	M&S Maint WT	PV	43074367	4/16/2012	72.52
62002400	M&S Maint TD	II	725516	4/16/2012	3.05
62002400	M&S Maint TD	II	725516	4/16/2012	4.89
62002400	M&S Maint TD	II	725516	4/16/2012	57.72
62002400	M&S Maint TD	II	725517	4/16/2012	3.05
62002400	M&S Maint TD	II	725517	4/16/2012	4.89
62002400	M&S Maint TD	II	725517	4/16/2012	5.39
62002400	M&S Maint TD	II	725518	4/16/2012	6.90
62002400	M&S Maint TD	PV	43074340	4/16/2012	837.36
62002400	M&S Maint TD	PV	43074348	4/16/2012	286.08
40111000	Res Sales Billed	JE	31001947	4/17/2012	(129,958.03)
40111000	Res Sales Billed	JE	31001947	4/17/2012	(26.06)
40111000	Res Sales Billed	JE	31001947	4/17/2012	73.28
40121000	Com Sales Billed	JE	31001947	4/17/2012	(51,652.96)
40145000	Priv Fire Billed	JE	31001947	4/17/2012	(4,697.80)
40151000	Publ Auth Billed	JE	31001947	4/17/2012	(10,779.20)
40171000	Misc Sales Billed	JE	31001947	4/17/2012	(164.14)
40310300	OthRev-CFO	RI	10178041	4/17/2012	(135,813.27)
40310300	OthRev-CFO	RI	10178042	4/17/2012	(205.40)
40310400	OthRev-NSF Ck Chrg	JE	31001947	4/17/2012	(96.00)
40310500	OthRev-Appl/InitFee	JE	31001947	4/17/2012	(2,860.00)
40310500	OthRev-Appl/InitFee	JE	31001947	4/17/2012	(52.00)
40310700	OthRev-Reconnct Fee	JE	31001947	4/17/2012	(4,290.00)
51510012	Purchased Power P	EE	70008526	4/17/2012	115.92
51510013	Purchased Power WT	EE	70008530	4/17/2012	2,491.84
51510013	Purchased Power WT	EE	70008534	4/17/2012	211.75
51510013	Purchased Power WT	EE	70008547	4/17/2012	49,607.84
51510014	Purchased Power TD	EE	70008522	4/17/2012	91.60
51510014	Purchased Power TD	EE	70008524	4/17/2012	53.55
51510014	Purchased Power TD	EE	70008528	4/17/2012	113.61
51510014	Purchased Power TD	EE	70008532	4/17/2012	20.88
51510014	Purchased Power TD	EE	70008535	4/17/2012	113.90
52501600	Misc Oper AG	PV	43074784	4/17/2012	(3.13)
52501600	Misc Oper AG	PV	43074784	4/17/2012	(0.19)
52501600	Misc Oper AG	PV	43074784	4/17/2012	0.01
52501600	Misc Oper AG	PS	43074904	4/17/2012	10,000.00
52532014	Electricity TD	EE	70008523	4/17/2012	18.75
52532014	Electricity TD	EE	70008527	4/17/2012	31.29
52532014	Electricity TD	EE	70008529	4/17/2012	122.02
52532014	Electricity TD	EE	70008531	4/17/2012	90.31

## Kentucky American Water Company

Case No. 2012-00520

Response to PSC DR1, Item 31

Account	Description	Doc Type	Document Number	Posting Date	Amount
52532014	Electricity TD	EE	70008533	4/17/2012	21.45
52532016	Electricity AG	EE	70008525	4/17/2012	191.91
52585000	Discounts Available	PU	18106	4/17/2012	(2.86)
57010015	Uncoll Accts Exp CA	JE	31001947	4/17/2012	(137.67)
57010015	Uncoll Accts Exp CA	JE	31001947	4/17/2012	(304.36)
62002400	M&S Maint TD	IR	725979	4/17/2012	(842.81)
62002400	M&S Maint TD	IR	725979	4/17/2012	(71.95)
62002400	M&S Maint TD	IR	725979	4/17/2012	(63.50)
62002400	M&S Maint TD	IR	725981	4/17/2012	(7.17)
62002400	M&S Maint TD	IR	725981	4/17/2012	(29.68)
62002400	M&S Maint TD	IR	725984	4/17/2012	(80.45)
71511000	M&J Revenues	RI	10176986	4/17/2012	566.58
71521000	M&J Expenses	II	725982	4/17/2012	7.17
71521000	M&J Expenses	II	725982	4/17/2012	29.68
75820000	Othr Income Deductns	PS	43074903	4/17/2012	15,000.00
75820000	Othr Income Deductns	PS	43074904	4/17/2012	1,000.00
40111000	Res Sales Billed	JE	31002172	4/18/2012	(132,131.38)
40121000	Com Sales Billed	JE	31002172	4/18/2012	(56,282.90)
40131000	Ind Sales Billed	JE	31002172	4/18/2012	(245.50)
40145000	Priv Fire Billed	JE	31002172	4/18/2012	(3,077.13)
40151000	Publ Auth Billed	JE	31002172	4/18/2012	(6,044.82)
40310400	OthRev-NSF Ck Chrg	JE	31002172	4/18/2012	(24.00)
40310500	OthRev-Appl/InitFee	JE	31002172	4/18/2012	(1,638.00)
40310500	OthRev-Appl/InitFee	JE	31002172	4/18/2012	(156.00)
40310700	OthRev-Reconnct Fee	JE	31002172	4/18/2012	(2,054.00)
51510012	Purchased Power P	EE	70008833	4/18/2012	20.06
52001600	M&S Oper AG	PV	43075727	4/18/2012	98.83
52001600	M&S Oper AG	PV	43076382	4/18/2012	1,000.25
52501400	Misc Oper TD	PV	43075711	4/18/2012	76.28
52501400	Misc Oper TD	PV	43075723	4/18/2012	33.16
52501400	Misc Oper TD	PV	43075728	4/18/2012	247.43
52501400	Misc Oper TD	PV	43075739	4/18/2012	405.66
52501600	Misc Oper AG	PV	43075709	4/18/2012	65.72
52501600	Misc Oper AG	PV	43076385	4/18/2012	75.00
52514905	Cust Edu Comm-Printd	PV	43075682	4/18/2012	161.12
52520000	Collection Agencies	PV	43076458	4/18/2012	2,111.40
52520000	Collection Agencies	PV	43076574	4/18/2012	366.88
52532014	Electricity TD	EE	70008790	4/18/2012	48.63
52532014	Electricity TD	EE	70008832	4/18/2012	34.17
52535000	Meals Deductible	PV	43076251	4/18/2012	195.27
53150016	Contr Svc-Other AG	ST	31001906	4/18/2012	5.10
53155000	Contr Svc-Legal	PV	43076367	4/18/2012	16,336.70
53155000	Contr Svc-Legal	PV	43076371	4/18/2012	2,564.50
53155000	Contr Svc-Legal	PV	43076372	4/18/2012	25,149.28
55000016	Trans Oper AG	PV	43075713	4/18/2012	629.13
55000016	Trans Oper AG	PV	43075722	4/18/2012	851.10
55000016	Trans Oper AG	PV	43075735	4/18/2012	17.02
62002400	M&S Maint TD	ST	31001906	4/18/2012	50.24
62002400	M&S Maint TD	ST	31001906	4/18/2012	17.16
62002400	M&S Maint TD	IR	726004	4/18/2012	(17.03)
62002400	M&S Maint TD	IR	726004	4/18/2012	(52.55)
62002400	M&S Maint TD	IR	726004	4/18/2012	(8.00)
62002400	M&S Maint TD	IR	726004	4/18/2012	(29.68)

Kentucky American Water Company  
Case No. 2012-00520  
Response to PSC DR1, Item 31

Account	Description	Doc Type	Document Number	Posting Date	Amount
62002400	M&S Maint TD	IR	726016	4/18/2012	(647.77)
62002400	M&S Maint TD	IR	726016	4/18/2012	(2,788.92)
62002400	M&S Maint TD	IR	726016	4/18/2012	(160.90)
62002400	M&S Maint TD	PV	43075732	4/18/2012	4,202.88
75810000	Donations Deductible	PS	43075898	4/18/2012	250.00
75840000	Lobbying Expenses	PV	43075699	4/18/2012	5,126.27
40111000	Res Sales Billed	JE	31002221	4/19/2012	(159,950.04)
40111000	Res Sales Billed	JE	31002221	4/19/2012	(19,252.76)
40121000	Com Sales Billed	JE	31002221	4/19/2012	(150,306.10)
40121000	Com Sales Billed	JE	31002221	4/19/2012	(409.52)
40131000	Ind Sales Billed	JE	31002221	4/19/2012	(342.85)
40145000	Priv Fire Billed	JE	31002221	4/19/2012	(16,066.28)
40151000	Publ Auth Billed	JE	31002221	4/19/2012	(22,960.74)
40171000	Misc Sales Billed	JE	31002221	4/19/2012	14.22
40310400	OthRev-NSF Ck Chrg	JE	31002221	4/19/2012	(60.00)
40310500	OthRev-Appl/InitFee	JE	31002221	4/19/2012	(2,314.00)
40310500	OthRev-Appl/InitFee	JE	31002221	4/19/2012	(52.00)
40310500	OthRev-Appl/InitFee	JE	31002221	4/19/2012	(182.00)
40310700	OthRev-Reconnct Fee	JE	31002221	4/19/2012	(3,822.00)
40310700	OthRev-Reconnct Fee	JE	31002221	4/19/2012	(390.00)
51510014	Purchased Power TD	EE	70009080	4/19/2012	23.22
52514905	Cust Edu Comm-Printd	PV	43077412	4/19/2012	287.07
52532014	Electricity TD	EE	70009079	4/19/2012	25.13
52574016	Telephone AG	TC	31002059	4/19/2012	162.84
52574016	Telephone AG	TC	31002060	4/19/2012	245.45
52574016	Telephone AG	TC	31002061	4/19/2012	2,000.55
52574016	Telephone AG	TC	31002160	4/19/2012	21.76
52574113	Cell Phone WT	TC	31002161	4/19/2012	65.49
52574114	Cell Phone TD	TC	31002084	4/19/2012	179.57
52574114	Cell Phone TD	TC	31002165	4/19/2012	720.32
52574114	Cell Phone TD	TC	31002165	4/19/2012	137.09
52574114	Cell Phone TD	TC	31002165	4/19/2012	47.26
52574116	Cell Phone AG	TC	31002084	4/19/2012	92.17
52574116	Cell Phone AG	TC	31002084	4/19/2012	44.89
52574116	Cell Phone AG	TC	31002084	4/19/2012	328.54
52574116	Cell Phone AG	TC	31002161	4/19/2012	319.31
52574116	Cell Phone AG	TC	31002161	4/19/2012	1,765.29
52574116	Cell Phone AG	TC	31002161	4/19/2012	163.85
52574116	Cell Phone AG	TC	31002161	4/19/2012	560.21
52574116	Cell Phone AG	TC	31002161	4/19/2012	38.27
52574116	Cell Phone AG	TC	31002161	4/19/2012	62.69
52574116	Cell Phone AG	TC	31002161	4/19/2012	61.69
52574116	Cell Phone AG	TC	31002161	4/19/2012	52.68
52574116	Cell Phone AG	TC	31002161	4/19/2012	858.54
52574116	Cell Phone AG	TC	31002161	4/19/2012	153.12
52574116	Cell Phone AG	TC	31002161	4/19/2012	356.21
52574116	Cell Phone AG	TC	31002161	4/19/2012	281.00
52574116	Cell Phone AG	TC	31002161	4/19/2012	71.01
52574116	Cell Phone AG	TC	31002165	4/19/2012	(0.15)
52574116	Cell Phone AG	TC	31002165	4/19/2012	47.41
52574116	Cell Phone AG	TC	31002165	4/19/2012	614.17
52574116	Cell Phone AG	TC	31002165	4/19/2012	94.93
52585000	Discounts Available	PK	62065472	4/19/2012	(1.06)

## Kentucky American Water Company

Case No. 2012-00520

Response to PSC DR1, Item 31

Account	Description	Doc Type	Document Number	Posting Date	Amount
54140016	Rents-Equip AG	PV	43077409	4/19/2012	210.28
55010200	Trans Lease Fuel	PV	43077047	4/19/2012	192.20
55010200	Trans Lease Fuel	PV	43077047	4/19/2012	208.44
55010200	Trans Lease Fuel	PV	43077047	4/19/2012	(2.87)
55010200	Trans Lease Fuel	PV	43077047	4/19/2012	(1.17)
55010200	Trans Lease Fuel	PV	43077047	4/19/2012	(0.54)
55010200	Trans Lease Fuel	PV	43077047	4/19/2012	(2.77)
55010200	Trans Lease Fuel	PV	43077047	4/19/2012	411.96
55010200	Trans Lease Fuel	PV	43077047	4/19/2012	44.46
55010200	Trans Lease Fuel	PV	43077047	4/19/2012	91.27
55010200	Trans Lease Fuel	PV	43077047	4/19/2012	(0.33)
55010200	Trans Lease Fuel	PV	43077047	4/19/2012	(1.65)
55010200	Trans Lease Fuel	PV	43077047	4/19/2012	(1.17)
55010200	Trans Lease Fuel	PV	43077047	4/19/2012	224.86
55010200	Trans Lease Fuel	PV	43077047	4/19/2012	110.01
55010200	Trans Lease Fuel	PV	43077047	4/19/2012	367.92
55010200	Trans Lease Fuel	PV	43077047	4/19/2012	98.48
55010200	Trans Lease Fuel	PV	43077047	4/19/2012	166.82
55010200	Trans Lease Fuel	PV	43077047	4/19/2012	106.79
55010200	Trans Lease Fuel	PV	43077047	4/19/2012	144.97
55010200	Trans Lease Fuel	PV	43077047	4/19/2012	100.09
55010200	Trans Lease Fuel	PV	43077047	4/19/2012	319.43
55010200	Trans Lease Fuel	PV	43077047	4/19/2012	347.21
55010200	Trans Lease Fuel	PV	43077047	4/19/2012	559.47
55010200	Trans Lease Fuel	PV	43077047	4/19/2012	740.14
55010200	Trans Lease Fuel	PV	43077047	4/19/2012	488.86
55010200	Trans Lease Fuel	PV	43077047	4/19/2012	678.04
55010200	Trans Lease Fuel	PV	43077047	4/19/2012	191.50
55010200	Trans Lease Fuel	PV	43077047	4/19/2012	391.86
55010200	Trans Lease Fuel	PV	43077047	4/19/2012	440.94
55010200	Trans Lease Fuel	PV	43077047	4/19/2012	482.43
55010200	Trans Lease Fuel	PV	43077047	4/19/2012	390.01
55010200	Trans Lease Fuel	PV	43077047	4/19/2012	369.70
55010200	Trans Lease Fuel	PV	43077047	4/19/2012	324.68
55010200	Trans Lease Fuel	PV	43077047	4/19/2012	130.76
55010200	Trans Lease Fuel	PV	43077047	4/19/2012	1,003.11
55010200	Trans Lease Fuel	PV	43077047	4/19/2012	1,046.65
55010200	Trans Lease Fuel	PV	43077047	4/19/2012	430.55
55010200	Trans Lease Fuel	PV	43077047	4/19/2012	379.54
55010200	Trans Lease Fuel	PV	43077047	4/19/2012	752.18
55010200	Trans Lease Fuel	PV	43077047	4/19/2012	290.91
55010200	Trans Lease Fuel	PV	43077047	4/19/2012	233.55
55010200	Trans Lease Fuel	PV	43077047	4/19/2012	150.41
55010200	Trans Lease Fuel	PV	43077047	4/19/2012	77.92
55010200	Trans Lease Fuel	PV	43077047	4/19/2012	505.92
55010200	Trans Lease Fuel	PV	43077047	4/19/2012	73.93
55010200	Trans Lease Fuel	PV	43077047	4/19/2012	190.90
55010200	Trans Lease Fuel	PV	43077047	4/19/2012	129.14
55010200	Trans Lease Fuel	PV	43077047	4/19/2012	271.73
55010200	Trans Lease Fuel	PV	43077047	4/19/2012	627.71
55010200	Trans Lease Fuel	PV	43077047	4/19/2012	46.40
55010200	Trans Lease Fuel	PV	43077047	4/19/2012	292.29
55010200	Trans Lease Fuel	PV	43077047	4/19/2012	(0.91)

## Kentucky American Water Company

Case No. 2012-00520

Response to PSC DR1, Item 31

Account	Description	Doc Type	Document Number	Posting Date	Amount
55010200	Trans Lease Fuel	PV	43077047	4/19/2012	(0.10)
55010200	Trans Lease Fuel	PV	43077047	4/19/2012	156.74
55010200	Trans Lease Fuel	PV	43077047	4/19/2012	209.55
55010200	Trans Lease Fuel	PV	43077047	4/19/2012	533.72
55010200	Trans Lease Fuel	PV	43077047	4/19/2012	1,326.84
55010200	Trans Lease Fuel	PV	43077047	4/19/2012	489.45
55010200	Trans Lease Fuel	PV	43077047	4/19/2012	807.28
55010200	Trans Lease Fuel	PV	43077047	4/19/2012	48.92
55010200	Trans Lease Fuel	PV	43077047	4/19/2012	44.33
55010200	Trans Lease Fuel	PV	43077047	4/19/2012	279.95
55010200	Trans Lease Fuel	PV	43077047	4/19/2012	(3.23)
55010200	Trans Lease Fuel	PV	43077047	4/19/2012	685.59
55010200	Trans Lease Fuel	PV	43077047	4/19/2012	513.77
55010200	Trans Lease Fuel	PV	43077047	4/19/2012	(0.33)
55010200	Trans Lease Fuel	PV	43077047	4/19/2012	63.19
55010200	Trans Lease Fuel	PV	43077047	4/19/2012	134.93
55010200	Trans Lease Fuel	PV	43077047	4/19/2012	544.23
55010200	Trans Lease Fuel	PV	43077047	4/19/2012	558.07
55010200	Trans Lease Fuel	PV	43077047	4/19/2012	186.63
55010200	Trans Lease Fuel	PV	43077047	4/19/2012	89.12
55010200	Trans Lease Fuel	PV	43077047	4/19/2012	98.80
55010200	Trans Lease Fuel	PV	43077047	4/19/2012	794.65
55010200	Trans Lease Fuel	PV	43077047	4/19/2012	562.57
55010200	Trans Lease Fuel	PV	43077047	4/19/2012	112.40
55010200	Trans Lease Fuel	PV	43077047	4/19/2012	(0.26)
55010200	Trans Lease Fuel	PV	43077047	4/19/2012	(2.79)
55010200	Trans Lease Fuel	PV	43077047	4/19/2012	269.83
55010200	Trans Lease Fuel	PV	43077047	4/19/2012	304.26
55010200	Trans Lease Fuel	PV	43077047	4/19/2012	(0.80)
55010200	Trans Lease Fuel	PV	43077047	4/19/2012	237.56
55010200	Trans Lease Fuel	PV	43077047	4/19/2012	299.53
55010200	Trans Lease Fuel	PV	43077047	4/19/2012	201.35
55010200	Trans Lease Fuel	PV	43077047	4/19/2012	546.38
55010200	Trans Lease Fuel	PV	43077047	4/19/2012	211.28
55010200	Trans Lease Fuel	PV	43077047	4/19/2012	571.21
55010200	Trans Lease Fuel	PV	43077047	4/19/2012	(1.72)
55010200	Trans Lease Fuel	PV	43077047	4/19/2012	287.03
55010200	Trans Lease Fuel	PV	43077047	4/19/2012	606.45
55010200	Trans Lease Fuel	PV	43077047	4/19/2012	123.24
55010200	Trans Lease Fuel	PV	43077047	4/19/2012	997.49
55010200	Trans Lease Fuel	PV	43077047	4/19/2012	43.48
55010200	Trans Lease Fuel	PV	43077047	4/19/2012	72.72
55010200	Trans Lease Fuel	PV	43077047	4/19/2012	60.90
55010200	Trans Lease Fuel	PV	43077047	4/19/2012	641.69
55010200	Trans Lease Fuel	PV	43077047	4/19/2012	1,090.57
55010200	Trans Lease Fuel	PV	43077047	4/19/2012	835.39
55010200	Trans Lease Fuel	PV	43077047	4/19/2012	233.87
55010200	Trans Lease Fuel	PV	43077047	4/19/2012	179.21
55010200	Trans Lease Fuel	PV	43077047	4/19/2012	35.05
55010200	Trans Lease Fuel	PV	43077047	4/19/2012	(0.20)
55010200	Trans Lease Fuel	PV	43077047	4/19/2012	398.82
55010200	Trans Lease Fuel	PV	43077047	4/19/2012	433.08
55010200	Trans Lease Fuel	PV	43077047	4/19/2012	381.34

## Kentucky American Water Company

Case No. 2012-00520

Response to PSC DR1, Item 31

Account	Description	Doc Type	Document Number	Posting Date	Amount
55010200	Trans Lease Fuel	PV	43077047	4/19/2012	53.25
55010200	Trans Lease Fuel	PV	43077047	4/19/2012	513.90
55010200	Trans Lease Fuel	PV	43077047	4/19/2012	109.23
55010200	Trans Lease Fuel	PV	43077047	4/19/2012	368.59
55010200	Trans Lease Fuel	PV	43077047	4/19/2012	385.59
55010300	Trans Lease Maint	PV	43077046	4/19/2012	867.11
55010300	Trans Lease Maint	PV	43077046	4/19/2012	9.05
55010300	Trans Lease Maint	PV	43077046	4/19/2012	395.53
55010300	Trans Lease Maint	PV	43077046	4/19/2012	260.28
55010300	Trans Lease Maint	PV	43077046	4/19/2012	70.46
55010300	Trans Lease Maint	PV	43077046	4/19/2012	164.96
55010300	Trans Lease Maint	PV	43077046	4/19/2012	135.92
55010300	Trans Lease Maint	PV	43077046	4/19/2012	365.25
55010300	Trans Lease Maint	PV	43077046	4/19/2012	109.98
55010300	Trans Lease Maint	PV	43077046	4/19/2012	274.58
55010300	Trans Lease Maint	PV	43077046	4/19/2012	120.91
55010300	Trans Lease Maint	PV	43077046	4/19/2012	95.88
55010300	Trans Lease Maint	PV	43077046	4/19/2012	1.00
55010300	Trans Lease Maint	PV	43077046	4/19/2012	95.88
55010300	Trans Lease Maint	PV	43077046	4/19/2012	2,395.23
55010300	Trans Lease Maint	PV	43077046	4/19/2012	82.66
55010300	Trans Lease Maint	PV	43077046	4/19/2012	65.22
55010300	Trans Lease Maint	PV	43077046	4/19/2012	82.66
55010300	Trans Lease Maint	PV	43077046	4/19/2012	81.66
55010300	Trans Lease Maint	PV	43077046	4/19/2012	5.00
55010300	Trans Lease Maint	PV	43077046	4/19/2012	5.00
55010300	Trans Lease Maint	PV	43077046	4/19/2012	5.00
55010300	Trans Lease Maint	PV	43077046	4/19/2012	1.00
55010300	Trans Lease Maint	PV	43077046	4/19/2012	66.21
55010300	Trans Lease Maint	PV	43077046	4/19/2012	1.00
55010300	Trans Lease Maint	PV	43077046	4/19/2012	1.00
55010300	Trans Lease Maint	PV	43077046	4/19/2012	1.00
55010300	Trans Lease Maint	PV	43077046	4/19/2012	1.00
55010300	Trans Lease Maint	PV	43077046	4/19/2012	111.90
55010300	Trans Lease Maint	PV	43077046	4/19/2012	141.31
55010300	Trans Lease Maint	PV	43077046	4/19/2012	112.13
55010300	Trans Lease Maint	PV	43077046	4/19/2012	112.13
55010300	Trans Lease Maint	PV	43077046	4/19/2012	112.13
55010300	Trans Lease Maint	PV	43077046	4/19/2012	197.00
55010300	Trans Lease Maint	PV	43077046	4/19/2012	1,114.46
55010300	Trans Lease Maint	PV	43077046	4/19/2012	1.00
55010300	Trans Lease Maint	PV	43077046	4/19/2012	1.00
55010300	Trans Lease Maint	PV	43077046	4/19/2012	1.00
55010300	Trans Lease Maint	PV	43077046	4/19/2012	168.03
55010300	Trans Lease Maint	PV	43077046	4/19/2012	172.97
55010300	Trans Lease Maint	PV	43077046	4/19/2012	66.45
55010300	Trans Lease Maint	PV	43077046	4/19/2012	5.00
55010300	Trans Lease Maint	PV	43077046	4/19/2012	109.84
55010300	Trans Lease Maint	PV	43077046	4/19/2012	388.71
55010300	Trans Lease Maint	PV	43077046	4/19/2012	1,256.27
55010300	Trans Lease Maint	PV	43077046	4/19/2012	336.95
55010300	Trans Lease Maint	PV	43077046	4/19/2012	479.40
55010300	Trans Lease Maint	PV	43077046	4/19/2012	337.09



## Kentucky American Water Company

Case No. 2012-00520

Response to PSC DR1, Item 31

Account	Description	Doc Type	Document Number	Posting Date	Amount
55010300	Trans Lease Maint	PV	43077046	4/19/2012	389.37
55010300	Trans Lease Maint	PV	43077046	4/19/2012	377.46
55010300	Trans Lease Maint	PV	43077046	4/19/2012	312.96
55010300	Trans Lease Maint	PV	43077046	4/19/2012	312.99
55010300	Trans Lease Maint	PV	43077046	4/19/2012	359.95
55010300	Trans Lease Maint	PV	43077046	4/19/2012	426.73
55010300	Trans Lease Maint	PV	43077046	4/19/2012	354.13
55010300	Trans Lease Maint	PV	43077046	4/19/2012	354.16
55010300	Trans Lease Maint	PV	43077046	4/19/2012	388.64
55010300	Trans Lease Maint	PV	43077046	4/19/2012	413.75
55010300	Trans Lease Maint	PV	43077046	4/19/2012	475.35
55010300	Trans Lease Maint	PV	43077046	4/19/2012	474.84
55010300	Trans Lease Maint	PV	43077046	4/19/2012	39.32
55010300	Trans Lease Maint	PV	43077046	4/19/2012	383.50
55010300	Trans Lease Maint	PV	43077046	4/19/2012	97.36
55010300	Trans Lease Maint	PV	43077046	4/19/2012	14.56
55010300	Trans Lease Maint	PV	43077046	4/19/2012	14.56
55010300	Trans Lease Maint	PV	43077046	4/19/2012	(49.23)
55010300	Trans Lease Maint	PV	43077046	4/19/2012	730.56
55010300	Trans Lease Maint	PV	43077046	4/19/2012	177.92
55010300	Trans Lease Maint	PV	43077046	4/19/2012	18.44
55010300	Trans Lease Maint	PV	43077046	4/19/2012	18.38
55010300	Trans Lease Maint	PV	43077046	4/19/2012	18.59
55010300	Trans Lease Maint	PV	43077046	4/19/2012	99.84
55010300	Trans Lease Maint	PV	43077046	4/19/2012	131.88
55010300	Trans Lease Maint	PV	43077046	4/19/2012	101.07
55010300	Trans Lease Maint	PV	43077046	4/19/2012	613.30
55010300	Trans Lease Maint	PV	43077046	4/19/2012	535.50
55010300	Trans Lease Maint	PV	43077046	4/19/2012	539.85
55010300	Trans Lease Maint	PV	43077046	4/19/2012	16.05
55010300	Trans Lease Maint	PV	43077046	4/19/2012	1.00
55010300	Trans Lease Maint	PV	43077046	4/19/2012	1.00
55010300	Trans Lease Maint	PV	43077046	4/19/2012	1.00
55010300	Trans Lease Maint	PV	43077046	4/19/2012	1.00
55010300	Trans Lease Maint	PV	43077046	4/19/2012	1,195.67
55010300	Trans Lease Maint	PV	43077046	4/19/2012	1,581.20
55010300	Trans Lease Maint	PV	43077046	4/19/2012	241.57
55010300	Trans Lease Maint	PV	43077046	4/19/2012	241.57
55010300	Trans Lease Maint	PV	43077046	4/19/2012	241.57
55010300	Trans Lease Maint	PV	43077046	4/19/2012	141.31
55010300	Trans Lease Maint	PV	43077046	4/19/2012	1.00
55010300	Trans Lease Maint	PV	43077046	4/19/2012	5.00
55010300	Trans Lease Maint	PV	43077046	4/19/2012	5.00
55010300	Trans Lease Maint	PV	43077046	4/19/2012	196.74
55010300	Trans Lease Maint	PV	43077046	4/19/2012	5.00
55010300	Trans Lease Maint	PV	43077046	4/19/2012	5.00
55010300	Trans Lease Maint	PV	43077046	4/19/2012	5.00
55010300	Trans Lease Maint	PV	43077046	4/19/2012	5.00
55010300	Trans Lease Maint	PV	43077046	4/19/2012	5.00
55010300	Trans Lease Maint	PV	43077046	4/19/2012	5.00
55010300	Trans Lease Maint	PV	43077046	4/19/2012	5.00
55010300	Trans Lease Maint	PV	43077046	4/19/2012	5.00
55010300	Trans Lease Maint	PV	43077046	4/19/2012	1.00
55010300	Trans Lease Maint	PV	43077046	4/19/2012	118.44

## Kentucky American Water Company

Case No. 2012-00520

Response to PSC DR1, Item 31

Account	Description	Doc Type	Document Number	Posting Date	Amount
55010300	Trans Lease Maint	PV	43077046	4/19/2012	5.00
55010300	Trans Lease Maint	PV	43077046	4/19/2012	434.91
55010300	Trans Lease Maint	PV	43077046	4/19/2012	434.91
55010300	Trans Lease Maint	PV	43077046	4/19/2012	5.00
55010300	Trans Lease Maint	PV	43077046	4/19/2012	174.70
55010300	Trans Lease Maint	PV	43077046	4/19/2012	5.00
55010300	Trans Lease Maint	PV	43077046	4/19/2012	548.20
55010300	Trans Lease Maint	PV	43077046	4/19/2012	263.34
55010300	Trans Lease Maint	PV	43077046	4/19/2012	225.69
55010300	Trans Lease Maint	PV	43077046	4/19/2012	5.00
55010300	Trans Lease Maint	PV	43077046	4/19/2012	5.00
55010300	Trans Lease Maint	PV	43077046	4/19/2012	479.18
55010300	Trans Lease Maint	PV	43077046	4/19/2012	1,459.25
55010300	Trans Lease Maint	PV	43077046	4/19/2012	993.80
55010300	Trans Lease Maint	PV	43077046	4/19/2012	208.89
55010300	Trans Lease Maint	PV	43077046	4/19/2012	101.54
55010300	Trans Lease Maint	PV	43077046	4/19/2012	5.00
55010300	Trans Lease Maint	PV	43077046	4/19/2012	5.00
55010300	Trans Lease Maint	PV	43077046	4/19/2012	47.89
55010300	Trans Lease Maint	PV	43077046	4/19/2012	5.00
55010300	Trans Lease Maint	PV	43077046	4/19/2012	5.00
55010300	Trans Lease Maint	PV	43077046	4/19/2012	146.25
55010300	Trans Lease Maint	PV	43077046	4/19/2012	2,420.72
55010300	Trans Lease Maint	PV	43077046	4/19/2012	268.17
55010300	Trans Lease Maint	PV	43077046	4/19/2012	972.57
55010300	Trans Lease Maint	PV	43077046	4/19/2012	5.00
55010300	Trans Lease Maint	PV	43077046	4/19/2012	5.00
55010300	Trans Lease Maint	PV	43077046	4/19/2012	5.00
55010300	Trans Lease Maint	PV	43077046	4/19/2012	225.99
55010300	Trans Lease Maint	PV	43077046	4/19/2012	726.96
55010300	Trans Lease Maint	PV	43077046	4/19/2012	193.01
55010300	Trans Lease Maint	PV	43077046	4/19/2012	5.00
55010300	Trans Lease Maint	PV	43077046	4/19/2012	5.00
55010300	Trans Lease Maint	PV	43077046	4/19/2012	1.00
55010300	Trans Lease Maint	PV	43077046	4/19/2012	158.21
55010300	Trans Lease Maint	PV	43077046	4/19/2012	219.58
55010300	Trans Lease Maint	PV	43077046	4/19/2012	5.00
55010300	Trans Lease Maint	PV	43077046	4/19/2012	9.25
57010015	Uncoll Accts Exp CA	JE	31002221	4/19/2012	39.26
57010015	Uncoll Accts Exp CA	JE	31002221	4/19/2012	(282.69)
40111000	Res Sales Billed	JE	31002477	4/20/2012	(182,181.74)
40111000	Res Sales Billed	JE	31002477	4/20/2012	(211.24)
40111000	Res Sales Billed	JE	31002477	4/20/2012	(10,795.67)
40121000	Com Sales Billed	JE	31002477	4/20/2012	(73,816.90)
40121000	Com Sales Billed	JE	31002477	4/20/2012	(1,033.84)
40131000	Ind Sales Billed	JE	31002477	4/20/2012	(121.70)
40131000	Ind Sales Billed	JE	31002477	4/20/2012	(164.67)
40145000	Priv Fire Billed	JE	31002477	4/20/2012	(3,153.86)
40151000	Publ Auth Billed	JE	31002477	4/20/2012	(1,402.82)
40161000	Sls/Rsle Billed	JE	31002477	4/20/2012	(151.84)
40211000	Dom WW Svc Billed	JE	31002477	4/20/2012	(1,701.50)
40221000	Com WW Svc Billed	JE	31002477	4/20/2012	(336.30)
40231000	Ind WW Svc Billed	JE	31002477	4/20/2012	(41.50)

Kentucky American Water Company  
Case No. 2012-00520  
Response to PSC DR1, Item 31

Account	Description	Doc Type	Document Number	Posting Date	Amount
40310400	OthRev-NSF Ck Chrg	JE	31002477	4/20/2012	(120.00)
40310500	OthRev-Appl/InitFee	JE	31002477	4/20/2012	(884.00)
40310500	OthRev-Appl/InitFee	JE	31002477	4/20/2012	(754.00)
40310700	OthRev-Reconnct Fee	JE	31002477	4/20/2012	(1,924.00)
40310700	OthRev-Reconnct Fee	JE	31002477	4/20/2012	(130.00)
50423000	ESPP Expense	JE	31002241	4/20/2012	748.17
50510100	PBOP Cap Credits	T1	46791	4/20/2012	(25,176.50)
50550000	Group Insur Expense	T1	46791	4/20/2012	(14,105.47)
50550100	Group Ins Cap Credits	T1	46791	4/20/2012	(58,666.88)
50610100	Pension Cap Credits	T1	46791	4/20/2012	(39,127.81)
51510012	Purchased Power P	EE	70009264	4/20/2012	75.66
52501400	Misc Oper TD	ST	31002185	4/20/2012	1.99
52501400	Misc Oper TD	ST	31002185	4/20/2012	14.85
52501600	Misc Oper AG	PS	43077772	4/20/2012	64.00
52532014	Electricity TD	EE	70009265	4/20/2012	29.69
52542015	Forms CA	PV	43077652	4/20/2012	11,414.22
52542015	Forms CA	PV	43077657	4/20/2012	1,848.70
52542015	Forms CA	PV	43077662	4/20/2012	3,404.07
52585000	Discounts Available	PK	62065488	4/20/2012	(140.88)
52585000	Discounts Available	PK	62065488	4/20/2012	(58.06)
52585000	Discounts Available	PK	62065488	4/20/2012	(192.21)
54140016	Rents-Equip AG	PV	43077729	4/20/2012	816.76
54140016	Rents-Equip AG	PV	43077735	4/20/2012	493.56
54140016	Rents-Equip AG	PV	43077736	4/20/2012	138.90
54140016	Rents-Equip AG	PV	43077737	4/20/2012	140.94
54140016	Rents-Equip AG	PV	43077739	4/20/2012	186.17
54140016	Rents-Equip AG	PV	43077740	4/20/2012	302.25
54140016	Rents-Equip AG	PV	43077740	4/20/2012	274.20
54140016	Rents-Equip AG	PV	43077740	4/20/2012	142.33
54140016	Rents-Equip AG	PV	43077740	4/20/2012	142.33
55000100	Trans Cap Credits	T1	46791	4/20/2012	(1,413.25)
55000100	Trans Cap Credits	T1	46791	4/20/2012	(1,333.40)
55000100	Trans Cap Credits	T1	46791	4/20/2012	(151.14)
55000100	Trans Cap Credits	T1	46791	4/20/2012	(617.68)
55000100	Trans Cap Credits	T1	46791	4/20/2012	(558.88)
55000100	Trans Cap Credits	T1	46791	4/20/2012	(350.46)
55000100	Trans Cap Credits	T1	46791	4/20/2012	(4,695.04)
55000100	Trans Cap Credits	T1	46791	4/20/2012	(9,517.54)
55000100	Trans Cap Credits	T1	46791	4/20/2012	(560.58)
55000100	Trans Cap Credits	T1	46791	4/20/2012	(1,316.76)
55000100	Trans Cap Credits	T1	46791	4/20/2012	(729.60)
55000100	Trans Cap Credits	T1	46791	4/20/2012	(424.87)
55000100	Trans Cap Credits	T1	46791	4/20/2012	(602.62)
55000100	Trans Cap Credits	T1	46791	4/20/2012	(122.57)
55010400	Trans Emp Reimb Co	T1	46791	4/20/2012	(40.44)
55010400	Trans Emp Reimb Co	T1	46791	4/20/2012	(109.98)
55720100	Ins W/C Cap Credits	T1	46791	4/20/2012	(5,992.94)
57010015	Uncoll Accts Exp CA	JE	31002477	4/20/2012	(313.11)
62520700	Misc Main Pvg/Bckfill	PS	43077775	4/20/2012	835.00
52514905	Cust Edu Comm-Printd	ST	31002278	4/21/2012	14.05
54140016	Rents-Equip AG	ST	31002278	4/21/2012	3.05
40111000	Res Sales Billed	JE	31002478	4/23/2012	(316,309.67)
40111000	Res Sales Billed	JE	31002478	4/23/2012	(535.36)

## Kentucky American Water Company

Case No. 2012-00520

Response to PSC DR1, Item 31

Account	Description	Doc Type	Document Number	Posting Date	Amount
40111000	Res Sales Billed	JE	31002478	4/23/2012	14.84
40121000	Com Sales Billed	JE	31002478	4/23/2012	(185,473.73)
40145000	Priv Fire Billed	JE	31002478	4/23/2012	(10,303.56)
40151000	Publ Auth Billed	JE	31002478	4/23/2012	(4,014.03)
40310400	OthRev-NSF Ck Chrg	JE	31002478	4/23/2012	(84.00)
40310500	OthRev-Appl/InitFee	JE	31002478	4/23/2012	(4,420.00)
40310500	OthRev-Appl/InitFee	JE	31002478	4/23/2012	(182.00)
40310700	OthRev-Reconnct Fee	JE	31002478	4/23/2012	(8,840.00)
52585000	Discounts Available	PN	7924	4/23/2012	(91.42)
57010015	Uncoll Accts Exp CA	JE	31002478	4/23/2012	(121.16)
62002400	M&S Maint TD	II	726720	4/23/2012	24.01
62002400	M&S Maint TD	II	726725	4/23/2012	34.77
40111000	Res Sales Billed	JE	31002592	4/24/2012	(117,841.24)
40111000	Res Sales Billed	JE	31002592	4/24/2012	(3.86)
40111000	Res Sales Billed	JE	31002592	4/24/2012	(0.59)
40121000	Com Sales Billed	JE	31002592	4/24/2012	(56,808.13)
40131000	Ind Sales Billed	JE	31002592	4/24/2012	(2,585.45)
40145000	Priv Fire Billed	JE	31002592	4/24/2012	(4,640.58)
40151000	Publ Auth Billed	JE	31002592	4/24/2012	(9,826.18)
40310400	OthRev-NSF Ck Chrg	JE	31002592	4/24/2012	(36.00)
40310400	OthRev-NSF Ck Chrg	JE	31002592	4/24/2012	(12.00)
40310500	OthRev-Appl/InitFee	JE	31002592	4/24/2012	(1,586.00)
40310500	OthRev-Appl/InitFee	JE	31002592	4/24/2012	(52.00)
40310700	OthRev-Reconnct Fee	JE	31002592	4/24/2012	(1,872.00)
51010000	Purchased Water	PV	43079655	4/24/2012	9.33
51010000	Purchased Water	PV	43079657	4/24/2012	9,038.41
52001400	M&S Oper TD	PV	43079606	4/24/2012	2,668.64
52001400	M&S Oper TD	PV	43079609	4/24/2012	715.20
52501300	Misc Oper WT	PV	43079631	4/24/2012	220.87
52501300	Misc Oper WT	PV	43079637	4/24/2012	203.62
52501600	Misc Oper AG	PV	43079580	4/24/2012	224.72
52501600	Misc Oper AG	PV	43079583	4/24/2012	872.17
52501600	Misc Oper AG	PV	43079586	4/24/2012	521.71
52514906	Cust Edu-Bill Insert	PV	43079582	4/24/2012	4,993.16
52532014	Electricity TD	EE	70009714	4/24/2012	20.75
52562516	Overnight Shippng AG	PV	43079587	4/24/2012	11.96
52562516	Overnight Shippng AG	PV	43079590	4/24/2012	23.92
52562516	Overnight Shippng AG	PV	43079636	4/24/2012	411.06
52562516	Overnight Shippng AG	PV	43079643	4/24/2012	640.92
52571100	Add'l Security Costs	PV	43079598	4/24/2012	715.20
52571100	Add'l Security Costs	PV	43079600	4/24/2012	2,668.64
52571100	Add'l Security Costs	PV	43079604	4/24/2012	2,668.64
52574015	Telephone CA	TC	31002335	4/24/2012	38.26
52574015	Telephone CA	TC	31002336	4/24/2012	38.26
52574015	Telephone CA	TC	31002337	4/24/2012	38.26
52574015	Telephone CA	TC	31002338	4/24/2012	274.21
52574015	Telephone CA	TC	31002339	4/24/2012	1,151.68
52574015	Telephone CA	TC	31002340	4/24/2012	108.16
52574015	Telephone CA	TC	31002341	4/24/2012	148.53
52574015	Telephone CA	TC	31002342	4/24/2012	2,439.15
52574016	Telephone AG	TC	31002342	4/24/2012	47.07
52574016	Telephone AG	TC	31002474	4/24/2012	7.00
52574016	Telephone AG	TC	31002474	4/24/2012	8.99

Kentucky American Water Company  
Case No. 2012-00520  
Response to PSC DR1, Item 31

Account	Description	Doc Type	Document Number	Posting Date	Amount
52574016	Telephone AG	TC	31002474	4/24/2012	26.70
52585000	Discounts Available	PN	7927	4/24/2012	(11.74)
53150013	Contr Svc-Other WT	PV	43079645	4/24/2012	1,000.00
53150014	Contr Svc-Other TD	PV	43079638	4/24/2012	52.46
53150015	Contr Svc-Other CA	TC	31002355	4/24/2012	901.60
54110014	Rents-Real Prop TD	PV	43079627	4/24/2012	256.95
57010015	Uncoll Accts Exp CA	JE	31002592	4/24/2012	(531.61)
62002100	M&S Maint SS	PV	43079635	4/24/2012	344.40
62002300	M&S Maint WT	PV	43079635	4/24/2012	344.40
62002400	M&S Maint TD	OV	10365364	4/24/2012	4,253.00
62002400	M&S Maint TD	OV	10365364	4/24/2012	255.18
62520700	Misc Main Pvg/Bckfill	PV	43079630	4/24/2012	92.01
63150026	Contr Svc-Maint AG	PV	43079149	4/24/2012	106.42
63150026	Contr Svc-Maint AG	PV	43079150	4/24/2012	110.42
63150026	Contr Svc-Maint AG	PV	43079320	4/24/2012	74.27
75810000	Donations Deductible	PS	43079187	4/24/2012	13,000.00
75810000	Donations Deductible	PS	43079188	4/24/2012	750.00
40111000	Res Sales Billed	JE	31002793	4/25/2012	(178,497.38)
40111000	Res Sales Billed	JE	31002793	4/25/2012	(22.61)
40121000	Com Sales Billed	JE	31002793	4/25/2012	(31,387.60)
40145000	Priv Fire Billed	JE	31002793	4/25/2012	(3,013.96)
40151000	Publ Auth Billed	JE	31002793	4/25/2012	(5,274.46)
40310400	OthRev-NSF Ck Chrg	JE	31002793	4/25/2012	(96.00)
40310500	OthRev-Appl/InitFee	JE	31002793	4/25/2012	(2,054.00)
40310500	OthRev-Appl/InitFee	JE	31002793	4/25/2012	(52.00)
40310500	OthRev-Appl/InitFee	JE	31002793	4/25/2012	(40.00)
40310700	OthRev-Reconnct Fee	JE	31002793	4/25/2012	(2,210.00)
52001400	M&S Oper TD	JE	31002588	4/25/2012	(1,091.75)
55000016	Trans Oper AG	PV	43080080	4/25/2012	22.50
57010015	Uncoll Accts Exp CA	JE	31002793	4/25/2012	(426.41)
62002400	M&S Maint TD	II	727148	4/25/2012	52.68
62002400	M&S Maint TD	JE	31002597	4/25/2012	(75.42)
62002400	M&S Maint TD	JE	31002597	4/25/2012	(30.21)
62002400	M&S Maint TD	JE	31002597	4/25/2012	(11.08)
62002400	M&S Maint TD	JE	31002597	4/25/2012	(4.78)
62002400	M&S Maint TD	JE	31002597	4/25/2012	(47.83)
62002400	M&S Maint TD	JE	31002597	4/25/2012	(68.88)
62002400	M&S Maint TD	JE	31002597	4/25/2012	(130.91)
63150026	Contr Svc-Maint AG	ST	31002517	4/25/2012	6.39
63150026	Contr Svc-Maint AG	ST	31002517	4/25/2012	6.63
63150026	Contr Svc-Maint AG	PV	43080078	4/25/2012	628.00
63150026	Contr Svc-Maint AG	PV	43080079	4/25/2012	250.00
71521000	M&J Expenses	JE	31002597	4/25/2012	75.42
71521000	M&J Expenses	JE	31002597	4/25/2012	30.21
71521000	M&J Expenses	JE	31002597	4/25/2012	11.08
71521000	M&J Expenses	JE	31002597	4/25/2012	4.78
71521000	M&J Expenses	JE	31002597	4/25/2012	47.83
71521000	M&J Expenses	JE	31002597	4/25/2012	68.88
71521000	M&J Expenses	JE	31002597	4/25/2012	130.91
40111000	Res Sales Billed	JE	31002863	4/26/2012	(160,007.67)
40111000	Res Sales Billed	JE	31002863	4/26/2012	21.00
40111000	Res Sales Billed	JE	31002863	4/26/2012	(3.56)
40111000	Res Sales Billed	JE	31002863	4/26/2012	(10.22)

## Kentucky American Water Company

Case No. 2012-00520

Response to PSC DR1, Item 31

Account	Description	Doc Type	Document Number	Posting Date	Amount
40121000	Com Sales Billed	JE	31002863	4/26/2012	(36,531.54)
40121000	Com Sales Billed	JE	31002863	4/26/2012	(4.45)
40145000	Priv Fire Billed	JE	31002863	4/26/2012	(3,049.42)
40151000	Publ Auth Billed	JE	31002863	4/26/2012	(486.76)
40211000	Dom WW Svc Billed	JE	31002863	4/26/2012	(4.84)
40211000	Dom WW Svc Billed	JE	31002863	4/26/2012	(9.67)
40221000	Com WW Svc Billed	JE	31002863	4/26/2012	(67.60)
40310400	OthRev-NSF Ck Chrg	JE	31002863	4/26/2012	(72.00)
40310500	OthRev-Appl/InitFee	JE	31002863	4/26/2012	(1,508.00)
40310500	OthRev-Appl/InitFee	JE	31002863	4/26/2012	(52.00)
40310500	OthRev-Appl/InitFee	JE	31002863	4/26/2012	(26.00)
40310700	OthRev-Reconnct Fee	JE	31002863	4/26/2012	(1,456.00)
50451000	Employee Awards	PV	43080970	4/26/2012	126.22
50451000	Employee Awards	PV	43080973	4/26/2012	129.87
50452000	Emp Physical Exams	PV	43080972	4/26/2012	70.00
51510012	Purchased Power P	EE	70010066	4/26/2012	410.82
52001400	M&S Oper TD	ST	31002741	4/26/2012	160.12
52001400	M&S Oper TD	ST	31002741	4/26/2012	42.91
52001400	M&S Oper TD	PV	43080980	4/26/2012	486.44
52001400	M&S Oper TD	PV	43080981	4/26/2012	604.42
52001400	M&S Oper TD	PV	43080983	4/26/2012	185.45
52501400	Misc Oper TD	PV	43080982	4/26/2012	405.52
52501600	Misc Oper AG	ST	31002741	4/26/2012	31.30
52514906	Cust Edu-Bill Insert	ST	31002741	4/26/2012	299.59
52532014	Electricity TD	EE	70010065	4/26/2012	67.47
52532014	Electricity TD	EE	70010067	4/26/2012	52.47
52532014	Electricity TD	EE	70010068	4/26/2012	19.88
52534000	Employee Expenses	JN	31002767	4/26/2012	(372.98)
52535000	Meals Deductible	JN	31002767	4/26/2012	(137.31)
52574015	Telephone CA	TC	31002784	4/26/2012	417.27
52574016	Telephone AG	TC	31002625	4/26/2012	35.55
52574016	Telephone AG	TC	31002686	4/26/2012	97.00
52574016	Telephone AG	TC	31002784	4/26/2012	144.07
55000016	Trans Oper AG	PV	43080984	4/26/2012	443.50
55000016	Trans Oper AG	JN	31002767	4/26/2012	(24.44)
57010015	Uncoll Accts Exp CA	JE	31002863	4/26/2012	(664.12)
62002400	M&S Maint TD	PV	43080977	4/26/2012	511.56
62002400	M&S Maint TD	PV	43080985	4/26/2012	785.33
62002400	M&S Maint TD	PV	43080986	4/26/2012	2,772.92
62002400	M&S Maint TD	JE	31002765	4/26/2012	(140.39)
62002400	M&S Maint TD	JE	31002768	4/26/2012	(121.44)
71521000	M&J Expenses	JE	31002765	4/26/2012	140.39
71521000	M&J Expenses	JE	31002768	4/26/2012	121.44
75820000	Othr Income Deductns	PS	43081018	4/26/2012	9,789.10
40111000	Res Sales Billed	JE	31002977	4/27/2012	(181,706.67)
40111000	Res Sales Billed	JE	31002977	4/27/2012	9.13
40121000	Com Sales Billed	JE	31002977	4/27/2012	(25,098.67)
40141000	Publ Fire Billed	JE	31002977	4/27/2012	(166.48)
40145000	Priv Fire Billed	JE	31002977	4/27/2012	1,615.33
40151000	Publ Auth Billed	JE	31002977	4/27/2012	1,972.84
40310400	OthRev-NSF Ck Chrg	JE	31002977	4/27/2012	(120.00)
40310500	OthRev-Appl/InitFee	JE	31002977	4/27/2012	(1,664.00)
40310700	OthRev-Reconnct Fee	JE	31002977	4/27/2012	(2,548.00)

Kentucky American Water Company  
Case No. 2012-00520  
Response to PSC DR1, Item 31

Account	Description	Doc Type	Document Number	Posting Date	Amount
50101305	Labor Oper WT SupEng	JE	31002885	4/27/2012	8,286.00
50101400	Labor Oper TD	JE	31002885	4/27/2012	6,192.00
50101405	Labor Oper TD SupEng	JE	31002885	4/27/2012	5,603.00
50101405	Labor Oper TD SupEng	JE	31002885	4/27/2012	1,616.00
50101600	Labor Oper AG	JE	31002885	4/27/2012	19,455.00
50101600	Labor Oper AG	JE	31002885	4/27/2012	18,945.00
50101600	Labor Oper AG	JE	31002885	4/27/2012	1,993.00
50101600	Labor Oper AG	JE	31002885	4/27/2012	4,577.00
50101600	Labor Oper AG	JE	31002885	4/27/2012	7,368.00
50101600	Labor Oper AG	JE	31002885	4/27/2012	54,120.00
50101600	Labor Oper AG	JE	31002885	4/27/2012	123,304.00
50101600	Labor Oper AG	JE	31002885	4/27/2012	7,166.00
50101600	Labor Oper AG	JE	31002885	4/27/2012	15,415.00
50550000	Group Insur Expense	JE	31002879	4/27/2012	(7,326.87)
51110000	Waste Disposal	ID	727691	4/27/2012	175.64
51110000	Waste Disposal	ID	727745	4/27/2012	4,729.73
51510012	Purchased Power P	EE	70010327	4/27/2012	161.27
51800000	Chemicals	ID	727691	4/27/2012	1,636.19
51800000	Chemicals	ID	727691	4/27/2012	1,509.31
51800000	Chemicals	ID	727691	4/27/2012	2,304.55
51800000	Chemicals	ID	727691	4/27/2012	1,753.50
51800000	Chemicals	ID	727691	4/27/2012	6,304.39
51800000	Chemicals	ID	727691	4/27/2012	4.83
51800000	Chemicals	ID	727691	4/27/2012	2.48
51800000	Chemicals	ID	727691	4/27/2012	57.16
51800000	Chemicals	ID	727691	4/27/2012	3.49
51800000	Chemicals	ID	727745	4/27/2012	5,457.25
51800000	Chemicals	ID	727745	4/27/2012	2,422.10
51800000	Chemicals	ID	727745	4/27/2012	6,067.83
51800000	Chemicals	ID	727745	4/27/2012	5,401.92
51800000	Chemicals	ID	727745	4/27/2012	23,971.57
51800000	Chemicals	ID	727745	4/27/2012	4,016.71
51800000	Chemicals	ID	727745	4/27/2012	259.42
51800000	Chemicals	ID	727845	4/27/2012	66.27
51800000	Chemicals	ID	727845	4/27/2012	120.46
51800000	Chemicals	ID	727845	4/27/2012	428.90
52001400	M&S Oper TD	ST	31002833	4/27/2012	29.19
52001400	M&S Oper TD	ST	31002833	4/27/2012	36.27
52520000	Collection Agencies	PV	43081876	4/27/2012	5,358.18
52532013	Electricity WT	EE	70010382	4/27/2012	40.25
52532014	Electricity TD	EE	70010287	4/27/2012	27.04
52532014	Electricity TD	EE	70010328	4/27/2012	48.79
52532014	Electricity TD	EE	70010329	4/27/2012	61.71
52585000	Discounts Available	PK	62065525	4/27/2012	(26.59)
52585000	Discounts Available	PK	62065525	4/27/2012	(27.90)
52585000	Discounts Available	PK	62065528	4/27/2012	(12.56)
52585000	Discounts Available	PK	62065529	4/27/2012	(87.09)
55000016	Trans Oper AG	ST	31002833	4/27/2012	1.35
57010015	Uncoll Accts Exp CA	JE	31002977	4/27/2012	7,461.36
57010015	Uncoll Accts Exp CA	JE	31002977	4/27/2012	29,221.25
59011500	Gains/Loss NUP Sales	JE	31002888	4/27/2012	(2,750.00)
62002400	M&S Maint TD	ST	31002833	4/27/2012	30.69
62002400	M&S Maint TD	ST	31002833	4/27/2012	166.38

## Kentucky American Water Company

Case No. 2012-00520

Response to PSC DR1, Item 31

Account	Description	Doc Type	Document Number	Posting Date	Amount
71521500	M&J Expenses I/C	JN	31002912	4/27/2012	187.89
75810000	Donations Deductible	JE	31002888	4/27/2012	5,500.00
62002400	M&S Maint TD	IR	728072	4/28/2012	(389.38)
62002400	M&S Maint TD	IR	728072	4/28/2012	(1,550.06)
62002400	M&S Maint TD	IR	728072	4/28/2012	(456.17)
62002400	M&S Maint TD	IR	728072	4/28/2012	(377.25)
62002400	M&S Maint TD	IR	728072	4/28/2012	(34.56)
62002400	M&S Maint TD	IR	728072	4/28/2012	(128.96)
62002400	M&S Maint TD	IR	728072	4/28/2012	(30.23)
62002400	M&S Maint TD	IR	728072	4/28/2012	(44.20)
62002400	M&S Maint TD	IR	728072	4/28/2012	(35.88)
62002400	M&S Maint TD	IR	728072	4/28/2012	(82.19)
62002400	M&S Maint TD	IR	728072	4/28/2012	(23.59)
62002400	M&S Maint TD	IR	728072	4/28/2012	(8.89)
62002400	M&S Maint TD	IR	728072	4/28/2012	(7.17)
62002400	M&S Maint TD	IR	728074	4/28/2012	(18.20)
62002400	M&S Maint TD	IR	728074	4/28/2012	(61.03)
62002400	M&S Maint TD	IR	728074	4/28/2012	(19.07)
62002400	M&S Maint TD	IR	728074	4/28/2012	(15.47)
62002400	M&S Maint TD	IR	728074	4/28/2012	(8.75)
62002400	M&S Maint TD	IR	728074	4/28/2012	(5.43)
62002400	M&S Maint TD	IR	728074	4/28/2012	(7.86)
62002400	M&S Maint TD	IR	728074	4/28/2012	(5.47)
62002400	M&S Maint TD	IR	728076	4/28/2012	(61.22)
62002400	M&S Maint TD	IR	728076	4/28/2012	(316.09)
62002400	M&S Maint TD	IR	728076	4/28/2012	(716.45)
62002400	M&S Maint TD	IR	728076	4/28/2012	(1,022.84)
62002400	M&S Maint TD	IR	728076	4/28/2012	(51.58)
62002400	M&S Maint TD	IR	728076	4/28/2012	(20.89)
62002400	M&S Maint TD	IR	728076	4/28/2012	(59.35)
62002400	M&S Maint TD	IR	728076	4/28/2012	(43.49)
62002400	M&S Maint TD	IR	728076	4/28/2012	(56.40)
62002400	M&S Maint TD	IR	728076	4/28/2012	(79.02)
62002400	M&S Maint TD	II	728078	4/28/2012	934.50
62002400	M&S Maint TD	II	728078	4/28/2012	52.29
62002400	M&S Maint TD	II	728078	4/28/2012	125.35
62002400	M&S Maint TD	II	728078	4/28/2012	28.61
62002400	M&S Maint TD	II	728078	4/28/2012	30.95
62002400	M&S Maint TD	II	728078	4/28/2012	1,032.39
62002400	M&S Maint TD	II	728078	4/28/2012	88.09
62002400	M&S Maint TD	II	728078	4/28/2012	402.25
62002400	M&S Maint TD	II	728078	4/28/2012	107.13
62002400	M&S Maint TD	II	728078	4/28/2012	194.52
62002400	M&S Maint TD	II	728078	4/28/2012	141.97
62002400	M&S Maint TD	II	728078	4/28/2012	56.83
62002400	M&S Maint TD	II	728078	4/28/2012	77.75
62002400	M&S Maint TD	II	728078	4/28/2012	33.54
62002400	M&S Maint TD	II	728078	4/28/2012	52.90
62002400	M&S Maint TD	II	728078	4/28/2012	41.64
62002400	M&S Maint TD	II	728078	4/28/2012	716.77
62002400	M&S Maint TD	II	728078	4/28/2012	1,685.63
62002400	M&S Maint TD	II	728078	4/28/2012	68.10
62002400	M&S Maint TD	II	728078	4/28/2012	277.82



## Kentucky American Water Company

Case No. 2012-00520

Response to PSC DR1, Item 31

Account	Description	Doc Type	Document Number	Posting Date	Amount
62002400	M&S Maint TD	II	728078	4/28/2012	420.41
62002400	M&S Maint TD	II	728078	4/28/2012	630.90
62002400	M&S Maint TD	II	728078	4/28/2012	86.97
62002400	M&S Maint TD	II	728078	4/28/2012	1,607.47
62002400	M&S Maint TD	II	728078	4/28/2012	39.32
62002400	M&S Maint TD	II	728078	4/28/2012	2,204.40
62002400	M&S Maint TD	II	728078	4/28/2012	167.10
62002400	M&S Maint TD	II	728078	4/28/2012	79.02
62002400	M&S Maint TD	II	728078	4/28/2012	27.33
62002400	M&S Maint TD	II	728078	4/28/2012	64.27
62002400	M&S Maint TD	II	728078	4/28/2012	71.38
62002400	M&S Maint TD	II	728078	4/28/2012	126.99
62002400	M&S Maint TD	II	728078	4/28/2012	148.38
62002400	M&S Maint TD	II	728078	4/28/2012	8.67
62002400	M&S Maint TD	II	728078	4/28/2012	73.83
62002400	M&S Maint TD	II	728078	4/28/2012	14.33
62002400	M&S Maint TD	II	728078	4/28/2012	17.49
62002400	M&S Maint TD	II	728078	4/28/2012	13.73
62002400	M&S Maint TD	II	728078	4/28/2012	17.78
62002400	M&S Maint TD	II	728078	4/28/2012	234.17
62002400	M&S Maint TD	II	728078	4/28/2012	16.19
62002400	M&S Maint TD	II	728078	4/28/2012	26.03
62002400	M&S Maint TD	II	728078	4/28/2012	1,015.31
62002400	M&S Maint TD	II	728078	4/28/2012	71.95
62002400	M&S Maint TD	II	728078	4/28/2012	69.13
62002400	M&S Maint TD	II	728078	4/28/2012	10.87
62002400	M&S Maint TD	II	728078	4/28/2012	22.72
62002400	M&S Maint TD	II	728078	4/28/2012	15.07
62002400	M&S Maint TD	II	728078	4/28/2012	30.51
62002400	M&S Maint TD	II	728078	4/28/2012	190.72
62002400	M&S Maint TD	II	728078	4/28/2012	54.60
62002400	M&S Maint TD	II	728078	4/28/2012	66.50
62002400	M&S Maint TD	IR	728079	4/28/2012	(19.07)
62002400	M&S Maint TD	IR	728079	4/28/2012	(9.10)
62002400	M&S Maint TD	IR	728079	4/28/2012	(15.47)
62002400	M&S Maint TD	IR	728079	4/28/2012	(44.04)
62002400	M&S Maint TD	IR	728079	4/28/2012	(160.90)
62002400	M&S Maint TD	IR	728079	4/28/2012	(45.91)
62002400	M&S Maint TD	IR	728079	4/28/2012	(24.31)
62002400	M&S Maint TD	IR	728079	4/28/2012	(141.97)
62002400	M&S Maint TD	IR	728079	4/28/2012	(56.83)
62002400	M&S Maint TD	IR	728079	4/28/2012	(47.84)
62002400	M&S Maint TD	IR	728079	4/28/2012	(201.27)
62002400	M&S Maint TD	IR	728079	4/28/2012	(75.45)
62002400	M&S Maint TD	IR	728079	4/28/2012	(315.45)
62002400	M&S Maint TD	IR	728079	4/28/2012	(41.24)
62002400	M&S Maint TD	IR	728079	4/28/2012	(56.40)
62002400	M&S Maint TD	IR	728079	4/28/2012	(114.82)
62002400	M&S Maint TD	IR	728079	4/28/2012	(143.77)
62002400	M&S Maint TD	IR	728079	4/28/2012	(55.04)
62002400	M&S Maint TD	IR	728079	4/28/2012	(59.35)
62002400	M&S Maint TD	IR	728079	4/28/2012	(34.94)
62002400	M&S Maint TD	IR	728079	4/28/2012	(66.02)

## Kentucky American Water Company

Case No. 2012-00520

Response to PSC DR1, Item 31

Account	Description	Doc Type	Document Number	Posting Date	Amount
62002400	M&S Maint TD	IR	728079	4/28/2012	(52.48)
62002400	M&S Maint TD	IR	728079	4/28/2012	(36.91)
62002400	M&S Maint TD	IR	728079	4/28/2012	(7.17)
62002400	M&S Maint TD	IR	728079	4/28/2012	(17.28)
62002400	M&S Maint TD	IR	728079	4/28/2012	(40.01)
62002400	M&S Maint TD	IR	728079	4/28/2012	(10.93)
62002400	M&S Maint TD	IR	728079	4/28/2012	(8.10)
62002400	M&S Maint TD	IR	728079	4/28/2012	(109.61)
62002400	M&S Maint TD	IR	728079	4/28/2012	(79.02)
62002400	M&S Maint TD	IR	728079	4/28/2012	(65.82)
62002400	M&S Maint TD	IR	728079	4/28/2012	(42.85)
62002400	M&S Maint TD	IR	728079	4/28/2012	(70.65)
62002400	M&S Maint TD	IR	728079	4/28/2012	(15.73)
62002400	M&S Maint TD	IR	728079	4/28/2012	(705.38)
62002400	M&S Maint TD	IR	728079	4/28/2012	(11.36)
71511000	M&J Revenues	RI	10178211	4/28/2012	(1,696.28)
71511000	M&J Revenues	RI	10178212	4/28/2012	(2,202.53)
71511000	M&J Revenues	RI	10178375	4/28/2012	(969.32)
71511000	M&J Revenues	RI	10178376	4/28/2012	(570.90)
40112000	Res Sales Unbilled	JE	31002984	4/30/2012	(2,058,626.26)
40121000	Com Sales Billed	JE	166	4/30/2012	5,244.12
40121000	Com Sales Billed	JE	166	4/30/2012	85.98
40122000	Com Sales Unbilled	JE	31002984	4/30/2012	(1,084,592.06)
40132000	Ind Sales Unbilled	JE	31002984	4/30/2012	(102,318.48)
40152000	Publ Auth Unbilled	JE	31002984	4/30/2012	(292,048.10)
40161050	Sls/Rsle Billed I/C	JE	305	4/30/2012	(1,311.53)
40161050	Sls/Rsle Billed I/C	JE	305	4/30/2012	(1,331.98)
40161050	Sls/Rsle Billed I/C	JE	12120402	4/30/2012	(4,188.71)
40162000	SalesforRsle Unbilld	JE	31002984	4/30/2012	(114,443.17)
40211000	Dom WW Svc Billed	JE	31009226	4/30/2012	9.66
40211000	Dom WW Svc Billed	JE	31009226	4/30/2012	4.83
40211000	Dom WW Svc Billed	JE	31009226	4/30/2012	4.83
40211000	Dom WW Svc Billed	JE	31009226	4/30/2012	4.83
40221000	Com WW Svc Billed	JE	31009226	4/30/2012	5.86
40221000	Com WW Svc Billed	JE	31009226	4/30/2012	2,007.82
40221000	Com WW Svc Billed	JE	31009226	4/30/2012	53.93
40221000	Com WW Svc Billed	JE	31009226	4/30/2012	2,228.32
40221000	Com WW Svc Billed	JE	31009226	4/30/2012	63.19
40221000	Com WW Svc Billed	JE	31009226	4/30/2012	4.77
40310250	OthRev-Rent I/C	JE	12120401	4/30/2012	(28,846.66)
40310300	OthRev-CFO	JE	50	4/30/2012	(72,599.70)
40310300	OthRev-CFO	JE	50	4/30/2012	(27,157.37)
40310300	OthRev-CFO	JE	50	4/30/2012	(205.46)
40310300	OthRev-CFO	JE	50	4/30/2012	(36,056.20)
50171600	Comp Exp-Options	JE	31008758	4/30/2012	1,729.00
50171800	Comp Exp-RSU's	JE	31008758	4/30/2012	5,585.00
50421000	401k Expense	JE	31003017	4/30/2012	6,177.00
50422000	DCP Expense	JE	31003020	4/30/2012	8,021.00
50450016	Other Welfare AG	JE	31002973	4/30/2012	(3,400.00)
50450016	Other Welfare AG	JE	31002973	4/30/2012	(4,200.00)
50450016	Other Welfare AG	JE	31002973	4/30/2012	3,400.00
50450016	Other Welfare AG	JE	31002973	4/30/2012	4,200.00
50450016	Other Welfare AG	JE	31008757	4/30/2012	(1,133.34)

Kentucky American Water Company  
Case No. 2012-00520  
Response to PSC DR1, Item 31

Account	Description	Doc Type	Document Number	Posting Date	Amount
50450016	Other Welfare AG	JE	31008757	4/30/2012	(1,050.00)
50452000	Emp Physical Exams	CC	31007080	4/30/2012	113.00
50457000	Training	CC	31006961	4/30/2012	50.00
50510000	PBOP Expense	JR	2001	4/30/2012	70,420.00
50510000	PBOP Expense	JR	2007	4/30/2012	492.94
50510000	PBOP Expense	JR	2007	4/30/2012	(492.94)
50510000	PBOP Expense	JE	102	4/30/2012	(359.60)
50550000	Group Insur Expense	JE	31002497	4/30/2012	1,248.81
50550000	Group Insur Expense	JE	31002497	4/30/2012	(1,248.81)
50550000	Group Insur Expense	JE	31003007	4/30/2012	(1,626.90)
50550000	Group Insur Expense	JE	31003007	4/30/2012	(1,532.00)
50610000	Pension Expense	JR	2002	4/30/2012	101,561.08
50610000	Pension Expense	JR	2007	4/30/2012	710.93
50610000	Pension Expense	JR	2007	4/30/2012	(710.93)
51010000	Purchased Water	CC	31005126	4/30/2012	1,144.61
51010000	Purchased Water	JE	205	4/30/2012	24,324.03
51010000	Purchased Water	JE	205	4/30/2012	3,478.00
51010000	Purchased Water	JE	205	4/30/2012	8,415.00
51010000	Purchased Water	JE	205	4/30/2012	748.00
51015000	Purchased Water I/C	JE	305	4/30/2012	1,311.53
51015000	Purchased Water I/C	JE	305	4/30/2012	1,331.98
51015000	Purchased Water I/C	JE	12120402	4/30/2012	4,188.71
51110000	Waste Disposal	JR	200	4/30/2012	5,333.33
51110000	Waste Disposal	JR	201	4/30/2012	3,000.00
51110000	Waste Disposal	ID	728367	4/30/2012	62.53
51110000	Waste Disposal	ID	728421	4/30/2012	2,300.67
51110000	Waste Disposal	ID	728516	4/30/2012	987.55
51110000	Waste Disposal	ID	728516	4/30/2012	1,170.68
51110000	Waste Disposal	JE	155	4/30/2012	2,890.34
51110000	Waste Disposal	JE	156	4/30/2012	202.90
51120000	Amort Waste Disposal	JR	1100	4/30/2012	8,333.33
51510012	Purchased Power P	JE	155	4/30/2012	738.54
51510012	Purchased Power P	JE	155	4/30/2012	163.86
51510012	Purchased Power P	JE	155	4/30/2012	35,589.17
51510012	Purchased Power P	JE	155	4/30/2012	13,471.82
51510012	Purchased Power P	JE	155	4/30/2012	77.67
51510012	Purchased Power P	JE	157	4/30/2012	(4,459.27)
51510012	Purchased Power P	JE	157	4/30/2012	220.81
51510012	Purchased Power P	JE	156	4/30/2012	2,498.36
51510012	Purchased Power P	JE	156	4/30/2012	945.72
51510012	Purchased Power P	JE	156	4/30/2012	11.50
51510012	Purchased Power P	JE	156	4/30/2012	82.69
51510012	Purchased Power P	JE	156	4/30/2012	5.45
51510013	Purchased Power WT	JE	155	4/30/2012	126,667.10
51510013	Purchased Power WT	JE	155	4/30/2012	26,946.02
51510013	Purchased Power WT	JE	155	4/30/2012	2,423.98
51510013	Purchased Power WT	JE	155	4/30/2012	10,511.11
51510013	Purchased Power WT	JE	155	4/30/2012	48,007.50
51510013	Purchased Power WT	JE	155	4/30/2012	52.10
51510013	Purchased Power WT	JE	157	4/30/2012	(36.45)
51510013	Purchased Power WT	JE	157	4/30/2012	65,122.13
51510013	Purchased Power WT	JE	156	4/30/2012	8,892.03
51510013	Purchased Power WT	JE	156	4/30/2012	1,891.61

## Kentucky American Water Company

Case No. 2012-00520

Response to PSC DR1, Item 31

Account	Description	Doc Type	Document Number	Posting Date	Amount
51510013	Purchased Power WT	JE	156	4/30/2012	3,370.13
51510013	Purchased Power WT	JE	156	4/30/2012	737.88
51510013	Purchased Power WT	JE	156	4/30/2012	170.16
51510013	Purchased Power WT	JE	156	4/30/2012	3.66
51510014	Purchased Power TD	JE	155	4/30/2012	462.34
51510014	Purchased Power TD	JE	155	4/30/2012	41.40
51510014	Purchased Power TD	JE	156	4/30/2012	2.91
51510014	Purchased Power TD	JE	156	4/30/2012	32.46
51800000	Chemicals	ID	728330	4/30/2012	70.35
51800000	Chemicals	ID	728330	4/30/2012	106.96
51800000	Chemicals	ID	728351	4/30/2012	280.64
51800000	Chemicals	ID	728354	4/30/2012	308.28
51800000	Chemicals	ID	728356	4/30/2012	1,016.40
51800000	Chemicals	ID	728358	4/30/2012	2,753.80
51800000	Chemicals	ID	728359	4/30/2012	1,413.60
51800000	Chemicals	ID	728362	4/30/2012	7,744.00
51800000	Chemicals	ID	728364	4/30/2012	2,268.00
51800000	Chemicals	ID	728365	4/30/2012	92.19
51800000	Chemicals	ID	728369	4/30/2012	281.25
51800000	Chemicals	ID	728371	4/30/2012	3,153.22
51800000	Chemicals	ID	728516	4/30/2012	3,069.27
51800000	Chemicals	ID	728516	4/30/2012	1,203.38
51800000	Chemicals	ID	728516	4/30/2012	4,360.18
51800000	Chemicals	ID	728516	4/30/2012	3,091.99
51800000	Chemicals	ID	728516	4/30/2012	22,296.60
51800000	Chemicals	ID	728516	4/30/2012	2,923.37
51800000	Chemicals	ID	728516	4/30/2012	3,577.72
51800000	Chemicals	ID	728516	4/30/2012	106.80
52001300	M&S Oper WT	CC	31004237	4/30/2012	298.89
52001300	M&S Oper WT	CC	31004250	4/30/2012	8.54
52001300	M&S Oper WT	CC	31004369	4/30/2012	108.06
52001300	M&S Oper WT	CC	31004517	4/30/2012	278.43
52001300	M&S Oper WT	CC	31004888	4/30/2012	1,610.14
52001300	M&S Oper WT	CC	31004889	4/30/2012	212.60
52001300	M&S Oper WT	CC	31005236	4/30/2012	8.54
52001300	M&S Oper WT	CC	31006232	4/30/2012	8.54
52001300	M&S Oper WT	CC	31006240	4/30/2012	22.26
52001300	M&S Oper WT	CC	31007008	4/30/2012	98.80
52001300	M&S Oper WT	CC	31007202	4/30/2012	67.73
52001300	M&S Oper WT	CC	31008365	4/30/2012	8.54
52001400	M&S Oper TD	CC	8040	4/30/2012	40.00
52001400	M&S Oper TD	CC	8040	4/30/2012	286.27
52001400	M&S Oper TD	CC	8040	4/30/2012	82.68
52001400	M&S Oper TD	CC	8040	4/30/2012	27.53
52001400	M&S Oper TD	CC	8040	4/30/2012	42.08
52001400	M&S Oper TD	CC	31003676	4/30/2012	1,131.44
52001400	M&S Oper TD	CC	31003797	4/30/2012	100.00
52001400	M&S Oper TD	CC	31003982	4/30/2012	38.14
52001400	M&S Oper TD	CC	31004091	4/30/2012	31.77
52001400	M&S Oper TD	CC	31004390	4/30/2012	602.11
52001400	M&S Oper TD	CC	31004950	4/30/2012	19.93
52001400	M&S Oper TD	CC	31005125	4/30/2012	59.36
52001400	M&S Oper TD	CC	31005414	4/30/2012	9.50

## Kentucky American Water Company

Case No. 2012-00520

Response to PSC DR1, Item 31

Account	Description	Doc Type	Document Number	Posting Date	Amount
52001400	M&S Oper TD	CC	31005856	4/30/2012	721.00
52001400	M&S Oper TD	CC	31005919	4/30/2012	6.42
52001400	M&S Oper TD	CC	31006243	4/30/2012	267.26
52001400	M&S Oper TD	CC	31006603	4/30/2012	33.92
52001400	M&S Oper TD	CC	31007040	4/30/2012	67.90
52001400	M&S Oper TD	CC	31007368	4/30/2012	14.46
52001400	M&S Oper TD	JE	50000	4/30/2012	(54.63)
52001400	M&S Oper TD	JE	50000	4/30/2012	10.00
52001400	M&S Oper TD	CC	31008309	4/30/2012	194.27
52001400	M&S Oper TD	CC	31008310	4/30/2012	1,476.41
52001600	M&S Oper AG	CC	31005962	4/30/2012	8.00
52001600	M&S Oper AG	CC	31006449	4/30/2012	242.43
52001600	M&S Oper AG	CC	31006464	4/30/2012	5.00
52001600	M&S Oper AG	JE	50000	4/30/2012	487.19
52001600	M&S Oper AG	JE	600	4/30/2012	5,072.10
52501200	Misc Oper P	JE	50000	4/30/2012	500.46
52501300	Misc Oper WT	CC	8040	4/30/2012	632.84
52501300	Misc Oper WT	CC	8040	4/30/2012	76.09
52501300	Misc Oper WT	CC	31004890	4/30/2012	207.27
52501300	Misc Oper WT	CC	31004919	4/30/2012	76.11
52501300	Misc Oper WT	CC	31005490	4/30/2012	20.82
52501300	Misc Oper WT	CC	31005674	4/30/2012	50.91
52501300	Misc Oper WT	CC	31005920	4/30/2012	46.68
52501300	Misc Oper WT	CC	31005920	4/30/2012	62.95
52501300	Misc Oper WT	CC	31005998	4/30/2012	17.98
52501300	Misc Oper WT	CC	31006241	4/30/2012	178.66
52501300	Misc Oper WT	CC	31006414	4/30/2012	54.25
52501300	Misc Oper WT	CC	31006417	4/30/2012	512.38
52501300	Misc Oper WT	JE	50000	4/30/2012	(379.60)
52501400	Misc Oper TD	CC	8040	4/30/2012	111.30
52501400	Misc Oper TD	CC	8040	4/30/2012	89.67
52501400	Misc Oper TD	CC	31004251	4/30/2012	3.82
52501400	Misc Oper TD	CC	31005920	4/30/2012	62.94
52501400	Misc Oper TD	CC	31006227	4/30/2012	108.16
52501400	Misc Oper TD	CC	31007399	4/30/2012	70.89
52501400	Misc Oper TD	JE	148	4/30/2012	89.32
52501600	Misc Oper AG	CC	31003566	4/30/2012	487.58
52501600	Misc Oper AG	CC	31004785	4/30/2012	2,570.25
52501600	Misc Oper AG	CC	31006071	4/30/2012	205.28
52501600	Misc Oper AG	CC	31006072	4/30/2012	204.58
52501600	Misc Oper AG	CC	31006439	4/30/2012	217.54
52501600	Misc Oper AG	CC	31006607	4/30/2012	100.00
52501600	Misc Oper AG	CC	31006910	4/30/2012	14.31
52501600	Misc Oper AG	JE	50000	4/30/2012	111.30
52501600	Misc Oper AG	JE	50000	4/30/2012	393.34
52501600	Misc Oper AG	JE	160	4/30/2012	18,314.56
52501600	Misc Oper AG	JE	332	4/30/2012	151.26
52501600	Misc Oper AG	JE	333	4/30/2012	117.92
52501600	Misc Oper AG	JE	335	4/30/2012	141.66
52510015	Bank Svc Charges-CA	JE	140	4/30/2012	15,054.98
52510015	Bank Svc Charges-CA	JE	141	4/30/2012	17,162.52
52510016	Bank Svc Charges-AG	JE	105	4/30/2012	0.11
52510016	Bank Svc Charges-AG	JE	105	4/30/2012	0.05

## Kentucky American Water Company

Case No. 2012-00520

Response to PSC DR1, Item 31

Account	Description	Doc Type	Document Number	Posting Date	Amount
52514906	Cust Edu-Bill Insert	JE	160	4/30/2012	3,666.56
52520000	Collection Agencies	JE	316	4/30/2012	6,342.70
52520000	Collection Agencies	JE	334	4/30/2012	2,111.40
52520000	Collection Agencies	JE	334	4/30/2012	366.88
52524000	Co Dues/Mmbrshp Ded	JR	1209	4/30/2012	427.08
52524000	Co Dues/Mmbrshp Ded	JR	1212	4/30/2012	3,800.50
52524000	Co Dues/Mmbrshp Ded	JR	200	4/30/2012	224.61
52524000	Co Dues/Mmbrshp Ded	JR	213	4/30/2012	532.11
52526100	Credit Line Fees I/C	JE	129	4/30/2012	3,114.41
52526100	Credit Line Fees I/C	JE	125	4/30/2012	8,825.75
52526100	Credit Line Fees I/C	JE	12120403	4/30/2012	(8,825.75)
52526100	Credit Line Fees I/C	JE	12120404	4/30/2012	4,903.19
52532013	Electricity WT	JE	155	4/30/2012	128.00
52532013	Electricity WT	JE	155	4/30/2012	59.90
52532013	Electricity WT	JE	155	4/30/2012	63.58
52532013	Electricity WT	JE	156	4/30/2012	8.99
52532013	Electricity WT	JE	156	4/30/2012	4.20
52532013	Electricity WT	JE	156	4/30/2012	4.46
52532014	Electricity TD	JE	155	4/30/2012	4,105.72
52532014	Electricity TD	JE	155	4/30/2012	610.65
52532014	Electricity TD	JE	155	4/30/2012	142.53
52532014	Electricity TD	JE	155	4/30/2012	603.45
52532014	Electricity TD	JE	156	4/30/2012	288.22
52532014	Electricity TD	JE	156	4/30/2012	42.87
52532014	Electricity TD	JE	156	4/30/2012	10.01
52532014	Electricity TD	JE	156	4/30/2012	42.36
52532016	Electricity AG	JE	155	4/30/2012	6,148.58
52532016	Electricity AG	JE	155	4/30/2012	163.05
52532016	Electricity AG	JE	156	4/30/2012	431.63
52532016	Electricity AG	JE	156	4/30/2012	11.45
52534000	Employee Expenses	PS	43082699	4/30/2012	100.00
52534000	Employee Expenses	CC	8050	4/30/2012	129.30
52534000	Employee Expenses	CC	31003675	4/30/2012	5.00
52534000	Employee Expenses	CC	31003680	4/30/2012	5.00
52534000	Employee Expenses	CC	31003681	4/30/2012	146.80
52534000	Employee Expenses	CC	31003812	4/30/2012	4.00
52534000	Employee Expenses	CC	31004032	4/30/2012	170.00
52534000	Employee Expenses	CC	31004261	4/30/2012	105.00
52534000	Employee Expenses	CC	31004401	4/30/2012	145.19
52534000	Employee Expenses	CC	31004518	4/30/2012	510.00
52534000	Employee Expenses	CC	31004563	4/30/2012	50.00
52534000	Employee Expenses	CC	31004573	4/30/2012	100.00
52534000	Employee Expenses	CC	31004574	4/30/2012	100.00
52534000	Employee Expenses	CC	31004575	4/30/2012	100.00
52534000	Employee Expenses	CC	31004576	4/30/2012	50.00
52534000	Employee Expenses	CC	31004577	4/30/2012	50.00
52534000	Employee Expenses	CC	31004578	4/30/2012	50.00
52534000	Employee Expenses	CC	31006073	4/30/2012	50.00
52534000	Employee Expenses	CC	31006440	4/30/2012	234.46
52534000	Employee Expenses	CC	31006462	4/30/2012	234.46
52534000	Employee Expenses	CC	31006960	4/30/2012	7.00
52534000	Employee Expenses	CC	31007149	4/30/2012	8.75
52534000	Employee Expenses	CC	31007175	4/30/2012	7.00

## Kentucky American Water Company

Case No. 2012-00520

Response to PSC DR1, Item 31

Account	Description	Doc Type	Document Number	Posting Date	Amount
52534000	Employee Expenses	CC	31007176	4/30/2012	7.00
52534000	Employee Expenses	CC	31007360	4/30/2012	100.00
52534000	Employee Expenses	JE	50000	4/30/2012	13.00
52534000	Employee Expenses	JE	50000	4/30/2012	32.64
52534000	Employee Expenses	CC	31007997	4/30/2012	234.46
52534000	Employee Expenses	CC	31008231	4/30/2012	50.00
52534000	Employee Expenses	CC	31008338	4/30/2012	7.00
52534000	Employee Expenses	CC	31008483	4/30/2012	5.00
52534000	Employee Expenses	CC	31008485	4/30/2012	474.82
52534000	Employee Expenses	JE	31009007	4/30/2012	16,813.85
52534200	Conferences & Reg	JR	215	4/30/2012	216.40
52534200	Conferences & Reg	CC	31003809	4/30/2012	4.00
52535000	Meals Deductible	CC	8040	4/30/2012	15.92
52535000	Meals Deductible	CC	8040	4/30/2012	7.95
52535000	Meals Deductible	CC	8040	4/30/2012	45.07
52535000	Meals Deductible	CC	8050	4/30/2012	7.05
52535000	Meals Deductible	CC	8050	4/30/2012	3.58
52535000	Meals Deductible	CC	8050	4/30/2012	15.76
52535000	Meals Deductible	CC	8050	4/30/2012	111.95
52535000	Meals Deductible	CC	31003657	4/30/2012	15.92
52535000	Meals Deductible	CC	31003668	4/30/2012	47.75
52535000	Meals Deductible	CC	31003688	4/30/2012	54.36
52535000	Meals Deductible	CC	31003813	4/30/2012	17.65
52535000	Meals Deductible	CC	31004092	4/30/2012	42.88
52535000	Meals Deductible	CC	31004257	4/30/2012	38.69
52535000	Meals Deductible	CC	31004375	4/30/2012	11.97
52535000	Meals Deductible	CC	31004391	4/30/2012	14.83
52535000	Meals Deductible	CC	31004400	4/30/2012	16.61
52535000	Meals Deductible	CC	31004561	4/30/2012	81.00
52535000	Meals Deductible	CC	31004562	4/30/2012	66.00
52535000	Meals Deductible	CC	31004671	4/30/2012	16.41
52535000	Meals Deductible	CC	31004689	4/30/2012	39.54
52535000	Meals Deductible	CC	31004808	4/30/2012	9.00
52535000	Meals Deductible	CC	31004834	4/30/2012	14.16
52535000	Meals Deductible	CC	31005114	4/30/2012	8.55
52535000	Meals Deductible	CC	31005235	4/30/2012	9.09
52535000	Meals Deductible	CC	31005257	4/30/2012	3.60
52535000	Meals Deductible	CC	31005456	4/30/2012	27.35
52535000	Meals Deductible	CC	31005491	4/30/2012	9.75
52535000	Meals Deductible	CC	31005516	4/30/2012	13.50
52535000	Meals Deductible	CC	31005517	4/30/2012	54.77
52535000	Meals Deductible	CC	31005675	4/30/2012	10.00
52535000	Meals Deductible	CC	31005676	4/30/2012	10.00
52535000	Meals Deductible	CC	31005677	4/30/2012	9.06
52535000	Meals Deductible	CC	31005855	4/30/2012	8.67
52535000	Meals Deductible	CC	31005916	4/30/2012	10.00
52535000	Meals Deductible	CC	31005969	4/30/2012	27.06
52535000	Meals Deductible	CC	31006038	4/30/2012	42.53
52535000	Meals Deductible	CC	31006126	4/30/2012	211.41
52535000	Meals Deductible	CC	31006438	4/30/2012	39.10
52535000	Meals Deductible	CC	31006955	4/30/2012	6.43
52535000	Meals Deductible	CC	31007150	4/30/2012	9.52
52535000	Meals Deductible	CC	31007251	4/30/2012	43.66

## Kentucky American Water Company

Case No. 2012-00520

Response to PSC DR1, Item 31

Account	Description	Doc Type	Document Number	Posting Date	Amount
52535000	Meals Deductible	JE	50000	4/30/2012	7.90
52535000	Meals Deductible	JE	50000	4/30/2012	42.25
52535000	Meals Deductible	JE	50000	4/30/2012	7.19
52535000	Meals Deductible	CC	31008364	4/30/2012	19.10
52535000	Meals Deductible	CC	31008419	4/30/2012	17.84
52535000	Meals Deductible	CC	31008612	4/30/2012	6.01
52535000	Meals Deductible	JE	31009007	4/30/2012	16,813.85
52542015	Forms CA	JE	300	4/30/2012	16,792.42
52546014	Grounds Keeping TD	CC	31004951	4/30/2012	3.15
52548014	Heating Oil/Gas TD	JE	155	4/30/2012	61.60
52548014	Heating Oil/Gas TD	JE	155	4/30/2012	1,447.08
52548014	Heating Oil/Gas TD	JE	156	4/30/2012	101.59
52548014	Heating Oil/Gas TD	JE	156	4/30/2012	4.32
52548016	Heating Oil/Gas AG	JE	155	4/30/2012	1,475.10
52548016	Heating Oil/Gas AG	JE	156	4/30/2012	103.55
52554500	Lab Supplies	CC	31003807	4/30/2012	270.61
52554500	Lab Supplies	CC	31003808	4/30/2012	166.09
52554500	Lab Supplies	CC	31004519	4/30/2012	48.43
52554500	Lab Supplies	CC	31004520	4/30/2012	104.65
52554500	Lab Supplies	CC	31006037	4/30/2012	170.40
52554500	Lab Supplies	CC	31006242	4/30/2012	507.18
52554500	Lab Supplies	CC	31006434	4/30/2012	144.99
52554500	Lab Supplies	CC	31006435	4/30/2012	203.46
52554500	Lab Supplies	CC	31006437	4/30/2012	321.43
52554500	Lab Supplies	CC	31006604	4/30/2012	272.39
52554500	Lab Supplies	CC	31006605	4/30/2012	682.11
52554500	Lab Supplies	CC	31006606	4/30/2012	298.99
52554500	Lab Supplies	CC	31006667	4/30/2012	69.55
52554500	Lab Supplies	CC	31007355	4/30/2012	37.39
52554500	Lab Supplies	CC	31007355	4/30/2012	37.40
52554500	Lab Supplies	CC	31007356	4/30/2012	97.29
52554500	Lab Supplies	JE	50000	4/30/2012	2,599.15
52554500	Lab Supplies	CC	31008447	4/30/2012	326.76
52562013	Off&Adm Supplies WT	CC	31004830	4/30/2012	80.39
52562013	Off&Adm Supplies WT	CC	31005272	4/30/2012	408.41
52562013	Off&Adm Supplies WT	CC	31005273	4/30/2012	8.25
52562013	Off&Adm Supplies WT	CC	31005850	4/30/2012	39.20
52562013	Off&Adm Supplies WT	JE	50000	4/30/2012	57.61
52562013	Off&Adm Supplies WT	CC	31008155	4/30/2012	32.98
52562013	Off&Adm Supplies WT	CC	31008158	4/30/2012	93.20
52562013	Off&Adm Supplies WT	CC	31008159	4/30/2012	25.18
52562013	Off&Adm Supplies WT	CC	31008234	4/30/2012	79.21
52562014	Off&Adm Supplies TD	CC	8040	4/30/2012	133.76
52562014	Off&Adm Supplies TD	CC	8040	4/30/2012	208.59
52562014	Off&Adm Supplies TD	CC	31003937	4/30/2012	160.78
52562014	Off&Adm Supplies TD	CC	31005519	4/30/2012	6.35
52562015	Off&Adm Supplies CA	JE	50000	4/30/2012	66.46
52562016	Off&Adm Supplies AG	CC	8040	4/30/2012	405.16
52562016	Off&Adm Supplies AG	JE	50000	4/30/2012	9.90
52562516	Overnight Shippng AG	CC	8040	4/30/2012	22.12
52562516	Overnight Shippng AG	CC	8040	4/30/2012	31.54
52566015	Postage CA	JE	125	4/30/2012	105,207.74
52566015	Postage CA	JE	12120403	4/30/2012	(105,207.74)



## Kentucky American Water Company

Case No. 2012-00520

Response to PSC DR1, Item 31

Account	Description	Doc Type	Document Number	Posting Date	Amount
52566015	Postage CA	JE	12120404	4/30/2012	51,158.92
52568000	Research & Develop	JR	211	4/30/2012	1,517.61
52568000	Research & Develop	JR	216	4/30/2012	73.70
52571100	Add'l Security Costs	JE	160	4/30/2012	2,668.64
52571100	Add'l Security Costs	JE	160	4/30/2012	2,506.28
52571100	Add'l Security Costs	JE	600	4/30/2012	10,674.56
52571100	Add'l Security Costs	JE	600	4/30/2012	2,860.80
52571500	Software Licenses	JR	208	4/30/2012	1,378.38
52571500	Software Licenses	JR	210	4/30/2012	472.67
52571500	Software Licenses	JR	212	4/30/2012	286.35
52571500	Software Licenses	JR	217	4/30/2012	38.33
52571500	Software Licenses	JR	218	4/30/2012	2.38
52571500	Software Licenses	JR	219	4/30/2012	23.50
52571500	Software Licenses	JR	222	4/30/2012	85.29
52571500	Software Licenses	JR	224	4/30/2012	240.11
52574015	Telephone CA	JE	148	4/30/2012	1,865.09
52574016	Telephone AG	JE	148	4/30/2012	25.84
52574016	Telephone AG	JE	148	4/30/2012	114.48
52574016	Telephone AG	JE	148	4/30/2012	8.70
52574016	Telephone AG	JE	148	4/30/2012	45.03
52574016	Telephone AG	JE	148	4/30/2012	1,274.28
52574016	Telephone AG	JE	148	4/30/2012	1,167.75
52574016	Telephone AG	JE	148	4/30/2012	6.77
52574016	Telephone AG	JE	148	4/30/2012	59.65
52574113	Cell Phone WT	JE	148	4/30/2012	48.59
52574114	Cell Phone TD	JE	148	4/30/2012	4.57
52574114	Cell Phone TD	JE	148	4/30/2012	216.20
52574116	Cell Phone AG	CC	31006031	4/30/2012	71.52
52574116	Cell Phone AG	JE	148	4/30/2012	208.49
52574116	Cell Phone AG	JE	148	4/30/2012	415.64
52574116	Cell Phone AG	JE	148	4/30/2012	46.51
52574116	Cell Phone AG	JE	148	4/30/2012	39.08
52574116	Cell Phone AG	JE	148	4/30/2012	121.57
52574116	Cell Phone AG	JE	148	4/30/2012	799.91
52574116	Cell Phone AG	JE	148	4/30/2012	1,773.93
52574116	Cell Phone AG	JE	148	4/30/2012	297.59
52574116	Cell Phone AG	JE	148	4/30/2012	28.39
52574116	Cell Phone AG	JE	148	4/30/2012	45.77
52574116	Cell Phone AG	JE	148	4/30/2012	57.27
52574116	Cell Phone AG	JE	148	4/30/2012	113.60
52574116	Cell Phone AG	JE	148	4/30/2012	236.91
52578013	Trash Removal WT	CC	31006415	4/30/2012	107.23
52578014	Trash Removal TD	JE	160	4/30/2012	1,523.22
52582013	Uniforms WT	CC	31004093	4/30/2012	69.34
52582013	Uniforms WT	CC	31004096	4/30/2012	43.59
52582013	Uniforms WT	CC	31004250	4/30/2012	237.77
52582013	Uniforms WT	CC	31004920	4/30/2012	72.03
52582013	Uniforms WT	CC	31004920	4/30/2012	72.03
52582013	Uniforms WT	CC	31004963	4/30/2012	69.34
52582013	Uniforms WT	CC	31004964	4/30/2012	65.36
52582013	Uniforms WT	CC	31005236	4/30/2012	44.11
52582013	Uniforms WT	CC	31005673	4/30/2012	104.93
52582013	Uniforms WT	CC	31006074	4/30/2012	69.34

## Kentucky American Water Company

Case No. 2012-00520

Response to PSC DR1, Item 31

Account	Description	Doc Type	Document Number	Posting Date	Amount
52582013	Uniforms WT	CC	31006075	4/30/2012	50.06
52582013	Uniforms WT	CC	31006232	4/30/2012	49.61
52582013	Uniforms WT	CC	31008232	4/30/2012	69.34
52582013	Uniforms WT	CC	31008233	4/30/2012	88.41
52582013	Uniforms WT	CC	31008365	4/30/2012	44.11
52582014	Uniforms TD	CC	31004713	4/30/2012	130.00
52582014	Uniforms TD	JE	50000	4/30/2012	273.45
52585000	Discounts Available	PN	7936	4/30/2012	(29.51)
53150013	Contr Svc-Other WT	JR	1200	4/30/2012	905.00
53150013	Contr Svc-Other WT	JR	1200	4/30/2012	162.83
53150013	Contr Svc-Other WT	JR	1200	4/30/2012	1,862.92
53150013	Contr Svc-Other WT	JR	1200	4/30/2012	474.17
53150013	Contr Svc-Other WT	JR	1200	4/30/2012	725.92
53150013	Contr Svc-Other WT	JR	1200	4/30/2012	563.58
53150013	Contr Svc-Other WT	JR	1200	4/30/2012	204.33
53150013	Contr Svc-Other WT	CC	31004090	4/30/2012	99.00
53150013	Contr Svc-Other WT	CC	31004090	4/30/2012	594.00
53150013	Contr Svc-Other WT	CC	31004851	4/30/2012	250.00
53150013	Contr Svc-Other WT	CC	31006811	4/30/2012	104.00
53150014	Contr Svc-Other TD	JE	160	4/30/2012	2,531.50
53150014	Contr Svc-Other TD	JE	160	4/30/2012	1,347.80
53150014	Contr Svc-Other TD	JE	160	4/30/2012	1,450.00
53150014	Contr Svc-Other TD	JE	600	4/30/2012	2,900.00
53150014	Contr Svc-Other TD	JE	600	4/30/2012	2,101.05
53150015	Contr Svc-Other CA	JE	148	4/30/2012	872.52
53150015	Contr Svc-Other CA	JE	330	4/30/2012	4,056.38
53150015	Contr Svc-Other CA	JE	600	4/30/2012	497.55
53150016	Contr Svc-Other AG	JE	317	4/30/2012	287.30
53150016	Contr Svc-Other AG	JE	317	4/30/2012	287.30
53150016	Contr Svc-Other AG	JE	317	4/30/2012	287.30
53150016	Contr Svc-Other AG	JE	160	4/30/2012	1,386.41
53150016	Contr Svc-Other AG	JE	877	4/30/2012	7,911.00
53151016	Contr Svc-Temp EE AG	JE	160	4/30/2012	1,800.63
53152000	Contr Svc-Lab Testng	CC	8040	4/30/2012	1,093.00
53152000	Contr Svc-Lab Testng	CC	8040	4/30/2012	384.00
53152000	Contr Svc-Lab Testng	CC	8040	4/30/2012	1,312.00
53152000	Contr Svc-Lab Testng	CC	8040	4/30/2012	260.00
53152000	Contr Svc-Lab Testng	CC	8040	4/30/2012	(260.00)
53154000	Contr Svc-Audit Fees	JR	275	4/30/2012	7,779.00
53155000	Contr Svc-Legal	JE	175	4/30/2012	19,583.47
53155000	Contr Svc-Legal	JE	175	4/30/2012	1,336.30
53155000	Contr Svc-Legal	JE	175	4/30/2012	74.00
53155000	Contr Svc-Legal	JE	175	4/30/2012	3,762.50
53155000	Contr Svc-Legal	JE	175	4/30/2012	1,037.75
53155000	Contr Svc-Legal	JE	175	4/30/2012	4,846.42
53155000	Contr Svc-Legal	JE	175	4/30/2012	3,335.50
53409999	AWWSC Conversion	JB	31009013	4/30/2012	16,494.73
53409999	AWWSC Conversion	JB	31009013	4/30/2012	15,961.32
53409999	AWWSC Conversion	JB	31009013	4/30/2012	67,525.30
53409999	AWWSC Conversion	JB	31009013	4/30/2012	31,289.26
53409999	AWWSC Conversion	JB	31009013	4/30/2012	45,777.11
53409999	AWWSC Conversion	JB	31009013	4/30/2012	28,378.57
53409999	AWWSC Conversion	JB	31009013	4/30/2012	24,055.40

## Kentucky American Water Company

Case No. 2012-00520

Response to PSC DR1, Item 31

Account	Description	Doc Type	Document Number	Posting Date	Amount
53409999	AWWSC Conversion	JB	31009013	4/30/2012	6,312.26
53409999	AWWSC Conversion	JB	31009013	4/30/2012	(2.79)
53409999	AWWSC Conversion	JB	31009013	4/30/2012	3,950.01
53409999	AWWSC Conversion	JB	31009013	4/30/2012	2,173.44
53409999	AWWSC Conversion	JB	31009013	4/30/2012	8,869.75
53409999	AWWSC Conversion	JB	31009013	4/30/2012	33,565.92
53409999	AWWSC Conversion	JB	31009013	4/30/2012	156,090.87
53409999	AWWSC Conversion	JB	31009013	4/30/2012	170,473.02
53409999	AWWSC Conversion	JB	31009013	4/30/2012	787.13
53409999	AWWSC Conversion	JB	31009013	4/30/2012	787.13
53409999	AWWSC Conversion	JB	31009013	4/30/2012	787.13
53409999	AWWSC Conversion	JB	31009013	4/30/2012	787.13
53409999	AWWSC Conversion	JB	31009013	4/30/2012	787.13
53409999	AWWSC Conversion	JB	31009013	4/30/2012	17,638.19
53409999	AWWSC Conversion	JB	31009013	4/30/2012	10,070.12
53409999	AWWSC Conversion	JB	31009013	4/30/2012	82,246.15
55000016	Trans Oper AG	CC	8040	4/30/2012	14.99
55000016	Trans Oper AG	CC	8040	4/30/2012	14.99
55000016	Trans Oper AG	CC	8040	4/30/2012	17.29
55000016	Trans Oper AG	CC	8040	4/30/2012	10.00
55000016	Trans Oper AG	CC	8040	4/30/2012	14.99
55000016	Trans Oper AG	CC	31004024	4/30/2012	10.00
55000016	Trans Oper AG	CC	31005124	4/30/2012	8.46
55000016	Trans Oper AG	CC	31005290	4/30/2012	14.99
55000016	Trans Oper AG	CC	31005957	4/30/2012	5.00
55010200	Trans Lease Fuel	JE	240	4/30/2012	38.49
55010200	Trans Lease Fuel	JE	240	4/30/2012	2,151.34
55010200	Trans Lease Fuel	JE	240	4/30/2012	580.90
55010200	Trans Lease Fuel	JE	240	4/30/2012	19,018.91
55010200	Trans Lease Fuel	JE	240	4/30/2012	1,086.10
55010200	Trans Lease Fuel	JE	240	4/30/2012	535.04
55010200	Trans Lease Fuel	JE	240	4/30/2012	394.02
55010200	Trans Lease Fuel	JE	240	4/30/2012	901.95
55010200	Trans Lease Fuel	JE	240	4/30/2012	928.84
55010200	Trans Lease Fuel	JE	240	4/30/2012	136.10
55010200	Trans Lease Fuel	JE	240	4/30/2012	2,606.12
55010200	Trans Lease Fuel	JE	240	4/30/2012	162.65
55010200	Trans Lease Fuel	JE	242	4/30/2012	294.91
55010200	Trans Lease Fuel	JE	242	4/30/2012	3,878.78
55010200	Trans Lease Fuel	JE	242	4/30/2012	228.10
55010200	Trans Lease Fuel	JE	242	4/30/2012	170.30
55010200	Trans Lease Fuel	JE	242	4/30/2012	58.10
55010200	Trans Lease Fuel	JE	242	4/30/2012	61.20
55010200	Trans Lease Fuel	JE	242	4/30/2012	311.94
55010200	Trans Lease Fuel	JE	242	4/30/2012	681.98
55010200	Trans Lease Fuel	JE	242	4/30/2012	117.75
55010300	Trans Lease Maint	JE	240	4/30/2012	3.00
55010300	Trans Lease Maint	JE	240	4/30/2012	5.00
55010300	Trans Lease Maint	JE	240	4/30/2012	1,254.48
55010300	Trans Lease Maint	JE	240	4/30/2012	242.33
55010300	Trans Lease Maint	JE	240	4/30/2012	10,399.38
55010300	Trans Lease Maint	JE	240	4/30/2012	164.51
55010300	Trans Lease Maint	JE	240	4/30/2012	87.92

Kentucky American Water Company  
Case No. 2012-00520  
Response to PSC DR1, Item 31

Account	Description	Doc Type	Document Number	Posting Date	Amount
55010300	Trans Lease Maint	JE	240	4/30/2012	18.59
55010300	Trans Lease Maint	JE	240	4/30/2012	66.18
55010300	Trans Lease Maint	JE	240	4/30/2012	204.43
55010300	Trans Lease Maint	JE	240	4/30/2012	55.92
55010300	Trans Lease Maint	JE	240	4/30/2012	270.01
55010300	Trans Lease Maint	JE	240	4/30/2012	5.00
55010300	Trans Lease Maint	JE	245	4/30/2012	360.25
55010300	Trans Lease Maint	JE	241	4/30/2012	329.00
55010300	Trans Lease Maint	JE	241	4/30/2012	184.00
55110000	Ins Vehicle	JR	115	4/30/2012	2,949.17
55710000	Ins General Liabilty	JR	101	4/30/2012	187.83
55710000	Ins General Liabilty	JR	102	4/30/2012	187.32
55710000	Ins General Liabilty	JR	107	4/30/2012	151.44
55710000	Ins General Liabilty	JR	109	4/30/2012	523.73
55710000	Ins General Liabilty	JR	111	4/30/2012	17,685.20
55710000	Ins General Liabilty	JR	113	4/30/2012	4,510.47
55710000	Ins General Liabilty	JR	114	4/30/2012	824.99
55710000	Ins General Liabilty	JR	119	4/30/2012	782.78
55710000	Ins General Liabilty	JR	125	4/30/2012	412.95
55710000	Ins General Liabilty	JR	128	4/30/2012	66.42
55720000	Ins Work Comp	JR	112	4/30/2012	13,570.32
55720000	Ins Work Comp	JR	2007	4/30/2012	94.99
55720000	Ins Work Comp	JR	2007	4/30/2012	(94.99)
55730000	Ins Other	JR	100	4/30/2012	8.82
55730000	Ins Other	JR	103	4/30/2012	58.42
55730000	Ins Other	JR	104	4/30/2012	51.33
55730000	Ins Other	JR	110	4/30/2012	538.90
55730000	Ins Other	JR	116	4/30/2012	9,561.52
56610000	Reg Exp-Amort	JR	700	4/30/2012	16,565.87
56620000	Reg Exp-Depr Stdy	JR	800	4/30/2012	561.46
56620000	Reg Exp-Depr Stdy	JR	900	4/30/2012	617.21
57010015	Uncoll Accts Exp CA	JE	31007460	4/30/2012	(280.47)
57010015	Uncoll Accts Exp CA	JE	100	4/30/2012	(72,927.07)
57010016	Uncoll Accts Exp AG	JE	260	4/30/2012	1,183.13
59021000	Gains/LossesUP Sales	JE	12120406	4/30/2012	(18,600.00)
62002100	M&S Maint SS	CC	31004115	4/30/2012	1,950.00
62002100	M&S Maint SS	CC	31004982	4/30/2012	199.15
62002100	M&S Maint SS	CC	31005704	4/30/2012	159.40
62002100	M&S Maint SS	CC	31006628	4/30/2012	450.50
62002100	M&S Maint SS	JE	600	4/30/2012	1,500.00
62002300	M&S Maint WT	CC	31004089	4/30/2012	14.81
62002300	M&S Maint WT	CC	31004116	4/30/2012	36.79
62002300	M&S Maint WT	CC	31004117	4/30/2012	233.61
62002300	M&S Maint WT	CC	31004252	4/30/2012	23.91
62002300	M&S Maint WT	CC	31004351	4/30/2012	200.93
62002300	M&S Maint WT	CC	31004807	4/30/2012	169.52
62002300	M&S Maint WT	CC	31004809	4/30/2012	50.23
62002300	M&S Maint WT	CC	31004809	4/30/2012	50.24
62002300	M&S Maint WT	CC	31004810	4/30/2012	157.20
62002300	M&S Maint WT	CC	31004831	4/30/2012	206.17
62002300	M&S Maint WT	CC	31004833	4/30/2012	82.10
62002300	M&S Maint WT	CC	31004952	4/30/2012	43.45
62002300	M&S Maint WT	CC	31004980	4/30/2012	395.00

## Kentucky American Water Company

Case No. 2012-00520

Response to PSC DR1, Item 31

Account	Description	Doc Type	Document Number	Posting Date	Amount
62002300	M&S Maint WT	CC	31004981	4/30/2012	113.47
62002300	M&S Maint WT	CC	31005140	4/30/2012	164.30
62002300	M&S Maint WT	CC	31005141	4/30/2012	70.79
62002300	M&S Maint WT	CC	31005256	4/30/2012	282.60
62002300	M&S Maint WT	CC	31005289	4/30/2012	140.19
62002300	M&S Maint WT	CC	31005415	4/30/2012	65.70
62002300	M&S Maint WT	CC	31005416	4/30/2012	307.47
62002300	M&S Maint WT	CC	31005515	4/30/2012	58.56
62002300	M&S Maint WT	CC	31005870	4/30/2012	47.29
62002300	M&S Maint WT	CC	31005871	4/30/2012	364.12
62002300	M&S Maint WT	CC	31006032	4/30/2012	569.12
62002300	M&S Maint WT	CC	31006244	4/30/2012	51.38
62002300	M&S Maint WT	CC	31006620	4/30/2012	150.63
62002300	M&S Maint WT	CC	31006621	4/30/2012	609.94
62002300	M&S Maint WT	JE	160	4/30/2012	2,100.19
62002300	M&S Maint WT	JE	600	4/30/2012	3,000.00
62002300	M&S Maint WT	JE	600	4/30/2012	1,680.00
62002300	M&S Maint WT	JE	600	4/30/2012	2,000.00
62002300	M&S Maint WT	JE	600	4/30/2012	1,700.00
62002300	M&S Maint WT	JE	600	4/30/2012	1,000.00
62002400	M&S Maint TD	II	728078	4/30/2012	(16.19)
62002400	M&S Maint TD	II	728078	4/30/2012	(26.03)
62002400	M&S Maint TD	II	728078	4/30/2012	(1,015.31)
62002400	M&S Maint TD	II	728078	4/30/2012	(71.95)
62002400	M&S Maint TD	II	728078	4/30/2012	(69.13)
62002400	M&S Maint TD	II	728078	4/30/2012	(10.87)
62002400	M&S Maint TD	II	728078	4/30/2012	(22.72)
62002400	M&S Maint TD	II	728078	4/30/2012	(15.07)
62002400	M&S Maint TD	II	728078	4/30/2012	(30.51)
62002400	M&S Maint TD	II	728078	4/30/2012	(190.72)
62002400	M&S Maint TD	II	728078	4/30/2012	40.49
62002400	M&S Maint TD	II	728078	4/30/2012	78.10
62002400	M&S Maint TD	II	728078	4/30/2012	203.06
62002400	M&S Maint TD	II	728078	4/30/2012	71.95
62002400	M&S Maint TD	II	728078	4/30/2012	103.69
62002400	M&S Maint TD	II	728078	4/30/2012	10.87
62002400	M&S Maint TD	II	728078	4/30/2012	22.72
62002400	M&S Maint TD	II	728078	4/30/2012	30.14
62002400	M&S Maint TD	II	728078	4/30/2012	76.28
62002400	M&S Maint TD	II	728078	4/30/2012	150.90
62002400	M&S Maint TD	CC	31004256	4/30/2012	53.71
62002400	M&S Maint TD	CC	31008347	4/30/2012	143.99
62002600	M&S Maint AG	JR	201	4/30/2012	1,808.76
62502600	Misc Maint AG	JR	204	4/30/2012	341.52
62502600	Misc Maint AG	JR	209	4/30/2012	3,957.16
62502600	Misc Maint AG	JR	214	4/30/2012	725.05
62502600	Misc Maint AG	JR	220	4/30/2012	224.25
62502600	Misc Maint AG	JR	221	4/30/2012	561.20
62512300	Amort Def Maint WT	JR	600	4/30/2012	3,019.97
62512300	Amort Def Maint WT	JR	606	4/30/2012	1,244.41
62512300	Amort Def Maint WT	JR	607	4/30/2012	1,281.93
62512300	Amort Def Maint WT	JR	609	4/30/2012	1,469.26
62512300	Amort Def Maint WT	JR	611	4/30/2012	1,800.99

Kentucky American Water Company  
Case No. 2012-00520  
Response to PSC DR1, Item 31

Account	Description	Doc Type	Document Number	Posting Date	Amount
62512300	Amort Def Maint WT	JR	613	4/30/2012	382.23
62512300	Amort Def Maint WT	JR	613	4/30/2012	148.44
62512300	Amort Def Maint WT	JR	614	4/30/2012	2,238.71
62512300	Amort Def Maint WT	JR	614	4/30/2012	619.56
62512400	Amort Def Maint TD	JR	600	4/30/2012	5,260.36
62512400	Amort Def Maint TD	JR	608	4/30/2012	2,149.90
62512400	Amort Def Maint TD	JR	610	4/30/2012	416.66
62512400	Amort Def Maint TD	JR	612	4/30/2012	276.13
62512400	Amort Def Maint TD	JR	613	4/30/2012	809.76
62512400	Amort Def Maint TD	JR	613	4/30/2012	189.97
62512400	Amort Def Maint TD	JR	615	4/30/2012	7,172.91
62520700	Misc Main Pvg/Bckfill	JE	160	4/30/2012	5,309.40
62520700	Misc Main Pvg/Bckfill	JE	160	4/30/2012	4,897.80
62520700	Misc Main Pvg/Bckfill	JE	160	4/30/2012	2,142.60
62520700	Misc Main Pvg/Bckfill	JE	160	4/30/2012	6,799.70
62520700	Misc Main Pvg/Bckfill	JE	160	4/30/2012	1,007.00
62520700	Misc Main Pvg/Bckfill	JE	300	4/30/2012	8,776.28
62520700	Misc Main Pvg/Bckfill	JE	300	4/30/2012	2,887.72
68011000	Depr -UPIS General	JU	30948104	4/30/2012	(26,781.46)
68011000	Depr -UPIS General	DP	31002826	4/30/2012	7,358.78
68011000	Depr -UPIS General	DP	31002826	4/30/2012	877,288.60
68011000	Depr -UPIS General	DP	31002826	4/30/2012	14,181.21
68011000	Depr -UPIS General	DP	31002826	4/30/2012	3,424.82
68011000	Depr -UPIS General	DP	31002826	4/30/2012	12,371.76
68011000	Depr -UPIS General	DP	31002826	4/30/2012	139.89
68012000	Depr -Amort CIAC Tx	DP	31002826	4/30/2012	(22,900.99)
68012000	Depr -Amort CIAC Tx	DP	31002826	4/30/2012	(32.36)
68012500	Depr-Amort CIAC Nntx	DP	31002826	4/30/2012	30.80
68012500	Depr-Amort CIAC Nntx	DP	31002826	4/30/2012	(5,162.84)
68012500	Depr-Amort CIAC Nntx	DP	31002826	4/30/2012	(84,296.64)
68012500	Depr-Amort CIAC Nntx	DP	31002826	4/30/2012	(2,153.22)
68012500	Depr-Amort CIAC Nntx	DP	31002826	4/30/2012	(5,680.56)
68254000	Amort-RegAsset AFUDC	JU	30092822	4/30/2012	11,181.78
68255000	Amort-UPAA	JU	907	4/30/2012	697.33
68255000	Amort-UPAA	JU	30009706	4/30/2012	16.06
68257000	Amort-Prop Losses	JR	100	4/30/2012	4,756.67
68258000	Amort-Reg Asset	JU	30092823	4/30/2012	575.00
68311000	Rem Costs-ARO/NNS	DP	31002826	4/30/2012	162,770.81
68311000	Rem Costs-ARO/NNS	DP	31002826	4/30/2012	2,177.20
68311000	Rem Costs-ARO/NNS	DP	31002826	4/30/2012	2,613.21
68520000	Property Taxes	JH	6	4/30/2012	354,653.34
68532000	FUTA	JE	9911	4/30/2012	23.93
68533000	FICA	JE	31002983	4/30/2012	28,129.00
68535000	SUTA	JE	31002982	4/30/2012	(390.61)
68535000	SUTA	JE	9911	4/30/2012	0.05
68545000	Utility Reg Assessme	JH	4	4/30/2012	9,438.11
69011000	FIT-Current	JE	31009408	4/30/2012	619,518.61
69021000	SIT-Current	JE	31009408	4/30/2012	112,982.11
69031000	FIT-Oth Inc&Ded CY	JE	31009408	4/30/2012	(13,829.85)
69041000	SIT-Oth Inc&Ded CY	JE	31009408	4/30/2012	(2,522.16)
69063000	Def FIT-RegAsst/Liab	JT	30092822	4/30/2012	37,714.41
69063000	Def FIT-RegAsst/Liab	JT	30092822	4/30/2012	2,158.75
69063000	Def FIT-RegAsst/Liab	JT	30092822	4/30/2012	(1,698.65)

Kentucky American Water Company  
Case No. 2012-00520  
Response to PSC DR1, Item 31

Account	Description	Doc Type	Document Number	Posting Date	Amount
69063000	Def FIT-RegAsst/Liab	JT	30092822	4/30/2012	(11,029.58)
69063000	Def FIT-RegAsst/Liab	JT	30092822	4/30/2012	(365.33)
69063000	Def FIT-RegAsst/Liab	JT	30092822	4/30/2012	(300.91)
69063000	Def FIT-RegAsst/Liab	JT	30092822	4/30/2012	(2,750.67)
69065000	Def FIT-Other	JE	31009408	4/30/2012	(16,871.46)
69073000	Def SIT-RegAsst/Liab	JT	30092822	4/30/2012	6,878.01
69073000	Def SIT-RegAsst/Liab	JT	30092822	4/30/2012	137.75
69073000	Def SIT-RegAsst/Liab	JT	30092822	4/30/2012	(2,199.58)
69073000	Def SIT-RegAsst/Liab	JT	30092822	4/30/2012	(309.68)
69073000	Def SIT-RegAsst/Liab	JT	30092822	4/30/2012	(704.00)
69073000	Def SIT-RegAsst/Liab	JT	30092822	4/30/2012	(66.67)
69073000	Def SIT-RegAsst/Liab	JT	30092822	4/30/2012	(54.92)
69073000	Def SIT-RegAsst/Liab	JT	30092822	4/30/2012	(501.66)
69073000	Def SIT-RegAsst/Liab	JT	30092822	4/30/2012	(1,857.42)
69073500	Def SIT-Other	JE	31009408	4/30/2012	(3,076.86)
69522000	ITC Restored-3%	JT	30092822	4/30/2012	(637.67)
69523000	ITC Restored-4%	JT	30092822	4/30/2012	(525.42)
69524000	ITC Restored-10%	JT	30092822	4/30/2012	(5,903.33)
70510000	AFUDC-Equity	F6	31008789	4/30/2012	(45,752.71)
70510000	AFUDC-Equity	F6	31008789	4/30/2012	(1,343.51)
70510000	AFUDC-Equity	F6	31008789	4/30/2012	(58.45)
70510000	AFUDC-Equity	F6	31008789	4/30/2012	(11,730.54)
71521000	M&J Expenses	JE	300	4/30/2012	697.60
71521000	M&J Expenses	JE	300	4/30/2012	76.67
75510000	Amort UPAA	JU	908	4/30/2012	(35.38)
75840000	Lobbying Expenses	JR	1212	4/30/2012	469.72
81010000	Interest LTD	JR	1000	4/30/2012	(10,875.79)
81010000	Interest LTD	JE	103	4/30/2012	132,572.92
81010000	Interest LTD	JE	103	4/30/2012	201,646.67
81010000	Interest LTD	JE	103	4/30/2012	260,377.50
81015000	Interest LTD Interco	JE	103	4/30/2012	239,687.50
81015000	Interest LTD Interco	JE	103	4/30/2012	129,112.92
81015000	Interest LTD Interco	JE	103	4/30/2012	42,083.33
81015000	Interest LTD Interco	JE	103	4/30/2012	578,409.72
81015000	Interest LTD Interco	JE	103	4/30/2012	1,174,151.04
81015000	Interest LTD Interco	JE	105	4/30/2012	1,549,355.00
81015000	Interest LTD Interco	JE	105	4/30/2012	406,805.56
81020000	Div Decl P/S w/ MRR	JE	103	4/30/2012	63,525.00
81315000	Interest STD Interco	JE	125	4/30/2012	12,546.92
81315000	Interest STD Interco	JE	12120403	4/30/2012	(12,546.92)
81315000	Interest STD Interco	JE	12120404	4/30/2012	7,783.65
82010000	Amort Debt Disc&Exp	JR	300	4/30/2012	665.38
82015000	Amort Dbt Dsc&Ex I/C	JR	500	4/30/2012	77.75
82015000	Amort Dbt Dsc&Ex I/C	JR	500	4/30/2012	1,381.14
82015000	Amort Dbt Dsc&Ex I/C	JR	501	4/30/2012	1,699.18
82015000	Amort Dbt Dsc&Ex I/C	JR	502	4/30/2012	1,084.02
82015000	Amort Dbt Dsc&Ex I/C	JR	503	4/30/2012	905.46
82020000	Amort P/S Exp w/ MRR	JR	400	4/30/2012	64.24
85000000	AFUDC Debt	FO	31008788	4/30/2012	(8,998.78)
85000000	AFUDC Debt	FO	31008788	4/30/2012	(44.84)
85000000	AFUDC Debt	FO	31008788	4/30/2012	(17,525.39)
85000000	AFUDC Debt	FO	31008788	4/30/2012	(1,030.64)
86031000	Div Dec Pref Stk	JE	103	4/30/2012	1,863.00

## Kentucky American Water Company

Case No. 2012-00520

Response to PSC DR1, Item 31

Account	Description	Doc Type	Document Number	Posting Date	Amount
86031000	Div Dec Pref Stk	JE	103	4/30/2012	2,227.50
86031000	Div Dec Pref Stk	JE	103	4/30/2012	2,378.33
86031000	Div Dec Pref Stk	JE	105	4/30/2012	5,589.00
86031000	Div Dec Pref Stk	JE	105	4/30/2012	6,682.50
86031000	Div Dec Pref Stk	JE	105	4/30/2012	7,135.00
40111000	Res Sales Billed	JE	31008777	5/1/2012	(314,781.43)
40111000	Res Sales Billed	JE	31008777	5/1/2012	(150.88)
40111000	Res Sales Billed	JE	31008777	5/1/2012	(53.69)
40111000	Res Sales Billed	JE	31008777	5/1/2012	202.75
40112000	Res Sales Unbilled	JE	31002984	5/1/2012	2,058,626.26
40121000	Com Sales Billed	JE	166	5/1/2012	(5,244.12)
40121000	Com Sales Billed	JE	166	5/1/2012	(85.98)
40121000	Com Sales Billed	JE	31008777	5/1/2012	(146,520.27)
40122000	Com Sales Unbilled	JE	31002984	5/1/2012	1,084,592.06
40132000	Ind Sales Unbilled	JE	31002984	5/1/2012	102,318.48
40145000	Priv Fire Billed	JE	31008777	5/1/2012	(8,101.84)
40151000	Publ Auth Billed	JE	31008777	5/1/2012	(18,245.80)
40152000	Publ Auth Unbilled	JE	31002984	5/1/2012	292,048.10
40162000	SalesforRslc Unbilld	JE	31002984	5/1/2012	114,443.17
40211000	Dom WW Svc Billed	JE	31008777	5/1/2012	(43.03)
40231000	Ind WW Svc Billed	RR	10177755	5/1/2012	(500.00)
40310200	OthRev-Rent	RI	10164968	5/1/2012	(750.00)
40310200	OthRev-Rent	RR	10177718	5/1/2012	(95.00)
40310200	OthRev-Rent	RR	10177863	5/1/2012	(2,000.00)
40310200	OthRev-Rent	RR	10177893	5/1/2012	(2,848.73)
40310200	OthRev-Rent	RR	10177904	5/1/2012	(2,665.62)
40310200	OthRev-Rent	RR	10178530	5/1/2012	(2,300.00)
40310300	OthRev-CFO	JE	50	5/1/2012	72,599.70
40310300	OthRev-CFO	JE	50	5/1/2012	27,157.37
40310300	OthRev-CFO	JE	50	5/1/2012	205.46
40310300	OthRev-CFO	JE	50	5/1/2012	36,056.20
40310400	OthRev-NSF Ck Chrg	JE	31008777	5/1/2012	(168.00)
40310400	OthRev-NSF Ck Chrg	JE	31008777	5/1/2012	(12.00)
40310500	OthRev-Appl/InitFee	JE	31008777	5/1/2012	(2,704.00)
40310500	OthRev-Appl/InitFee	JE	31008777	5/1/2012	(1,300.00)
40310500	OthRev-Appl/InitFee	JE	31008777	5/1/2012	(26.00)
40310700	OthRev-Reconnct Fee	JE	31008777	5/1/2012	(3,666.00)
50101305	Labor Oper WT SupEng	JE	31002885	5/1/2012	(8,286.00)
50101400	Labor Oper TD	JE	31002885	5/1/2012	(6,192.00)
50101405	Labor Oper TD SupEng	JE	31002885	5/1/2012	(5,603.00)
50101405	Labor Oper TD SupEng	JE	31002885	5/1/2012	(1,616.00)
50101600	Labor Oper AG	JE	31002885	5/1/2012	(19,455.00)
50101600	Labor Oper AG	JE	31002885	5/1/2012	(18,945.00)
50101600	Labor Oper AG	JE	31002885	5/1/2012	(1,993.00)
50101600	Labor Oper AG	JE	31002885	5/1/2012	(4,577.00)
50101600	Labor Oper AG	JE	31002885	5/1/2012	(7,368.00)
50101600	Labor Oper AG	JE	31002885	5/1/2012	(54,120.00)
50101600	Labor Oper AG	JE	31002885	5/1/2012	(123,304.00)
50101600	Labor Oper AG	JE	31002885	5/1/2012	(7,166.00)
50101600	Labor Oper AG	JE	31002885	5/1/2012	(15,415.00)
50421000	401k Expense	JE	31003017	5/1/2012	(6,177.00)
50422000	DCP Expense	JE	31003020	5/1/2012	(8,021.00)
50550000	Group Insur Expense	RR	10177627	5/1/2012	(196.34)



Kentucky American Water Company  
Case No. 2012-00520  
Response to PSC DR1, Item 31

Account	Description	Doc Type	Document Number	Posting Date	Amount
50550000	Group Insur Expense	RR	10177628	5/1/2012	(463.00)
50550000	Group Insur Expense	RR	10177658	5/1/2012	(50.00)
50550000	Group Insur Expense	RR	10177727	5/1/2012	(463.00)
50550000	Group Insur Expense	RR	10177733	5/1/2012	(463.00)
50550000	Group Insur Expense	RR	10177734	5/1/2012	(578.34)
51010000	Purchased Water	PV	43083616	5/1/2012	11,769.03
51010000	Purchased Water	JE	205	5/1/2012	(24,324.03)
51010000	Purchased Water	JE	205	5/1/2012	(3,478.00)
51010000	Purchased Water	JE	205	5/1/2012	(8,415.00)
51010000	Purchased Water	JE	205	5/1/2012	(748.00)
51110000	Waste Disposal	JE	155	5/1/2012	(2,890.34)
51110000	Waste Disposal	JE	156	5/1/2012	(202.90)
51510012	Purchased Power P	EE	70010793	5/1/2012	1,203.65
51510012	Purchased Power P	JE	155	5/1/2012	(738.54)
51510012	Purchased Power P	JE	155	5/1/2012	(163.86)
51510012	Purchased Power P	JE	155	5/1/2012	(35,589.17)
51510012	Purchased Power P	JE	155	5/1/2012	(13,471.82)
51510012	Purchased Power P	JE	155	5/1/2012	(77.67)
51510012	Purchased Power P	JE	157	5/1/2012	4,459.27
51510012	Purchased Power P	JE	157	5/1/2012	(220.81)
51510012	Purchased Power P	JE	156	5/1/2012	(2,498.36)
51510012	Purchased Power P	JE	156	5/1/2012	(945.72)
51510012	Purchased Power P	JE	156	5/1/2012	(11.50)
51510012	Purchased Power P	JE	156	5/1/2012	(82.69)
51510012	Purchased Power P	JE	156	5/1/2012	(5.45)
51510013	Purchased Power WT	JE	155	5/1/2012	(126,667.10)
51510013	Purchased Power WT	JE	155	5/1/2012	(26,946.02)
51510013	Purchased Power WT	JE	155	5/1/2012	(2,423.98)
51510013	Purchased Power WT	JE	155	5/1/2012	(10,511.11)
51510013	Purchased Power WT	JE	155	5/1/2012	(48,007.50)
51510013	Purchased Power WT	JE	155	5/1/2012	(52.10)
51510013	Purchased Power WT	JE	157	5/1/2012	36.45
51510013	Purchased Power WT	JE	157	5/1/2012	(65,122.13)
51510013	Purchased Power WT	JE	156	5/1/2012	(8,892.03)
51510013	Purchased Power WT	JE	156	5/1/2012	(1,891.61)
51510013	Purchased Power WT	JE	156	5/1/2012	(3,370.13)
51510013	Purchased Power WT	JE	156	5/1/2012	(737.88)
51510013	Purchased Power WT	JE	156	5/1/2012	(170.16)
51510013	Purchased Power WT	JE	156	5/1/2012	(3.66)
51510014	Purchased Power TD	JE	155	5/1/2012	(462.34)
51510014	Purchased Power TD	JE	155	5/1/2012	(41.40)
51510014	Purchased Power TD	JE	156	5/1/2012	(2.91)
51510014	Purchased Power TD	JE	156	5/1/2012	(32.46)
52001400	M&S Oper TD	JE	50000	5/1/2012	54.63
52001400	M&S Oper TD	JE	50000	5/1/2012	(10.00)
52001600	M&S Oper AG	JE	50000	5/1/2012	(487.19)
52001600	M&S Oper AG	JE	600	5/1/2012	(5,072.10)
52501200	Misc Oper P	JE	50000	5/1/2012	(500.46)
52501300	Misc Oper WT	JE	50000	5/1/2012	379.60
52501400	Misc Oper TD	JE	148	5/1/2012	(89.32)
52501600	Misc Oper AG	PV	43083420	5/1/2012	53.27
52501600	Misc Oper AG	JE	50000	5/1/2012	(111.30)
52501600	Misc Oper AG	JE	50000	5/1/2012	(393.34)

## Kentucky American Water Company

Case No. 2012-00520

Response to PSC DR1, Item 31

Account	Description	Doc Type	Document Number	Posting Date	Amount
52501600	Misc Oper AG	JE	160	5/1/2012	(18,314.56)
52501600	Misc Oper AG	JE	335	5/1/2012	(141.66)
52501600	Misc Oper AG	JE	333	5/1/2012	(117.92)
52510015	Bank Svc Charges-CA	JE	140	5/1/2012	(15,054.98)
52510015	Bank Svc Charges-CA	PV	43083500	5/1/2012	7,743.07
52510015	Bank Svc Charges-CA	JE	141	5/1/2012	(17,162.52)
52514906	Cust Edu-Bill Insert	JE	160	5/1/2012	(3,666.56)
52520000	Collection Agencies	JE	316	5/1/2012	(6,342.70)
52520000	Collection Agencies	JE	334	5/1/2012	(2,111.40)
52520000	Collection Agencies	JE	334	5/1/2012	(366.88)
52526100	Credit Line Fees I/C	JE	129	5/1/2012	(3,114.41)
52532013	Electricity WT	EE	70010791	5/1/2012	67.00
52532013	Electricity WT	JE	155	5/1/2012	(128.00)
52532013	Electricity WT	JE	155	5/1/2012	(59.90)
52532013	Electricity WT	JE	155	5/1/2012	(63.58)
52532013	Electricity WT	JE	156	5/1/2012	(8.99)
52532013	Electricity WT	JE	156	5/1/2012	(4.20)
52532013	Electricity WT	JE	156	5/1/2012	(4.46)
52532014	Electricity TD	EE	70010792	5/1/2012	19.88
52532014	Electricity TD	EE	70010794	5/1/2012	93.67
52532014	Electricity TD	JE	155	5/1/2012	(4,105.72)
52532014	Electricity TD	JE	155	5/1/2012	(610.65)
52532014	Electricity TD	JE	155	5/1/2012	(142.53)
52532014	Electricity TD	JE	155	5/1/2012	(603.45)
52532014	Electricity TD	JE	156	5/1/2012	(288.22)
52532014	Electricity TD	JE	156	5/1/2012	(42.87)
52532014	Electricity TD	JE	156	5/1/2012	(10.01)
52532014	Electricity TD	JE	156	5/1/2012	(42.36)
52532016	Electricity AG	JE	155	5/1/2012	(6,148.58)
52532016	Electricity AG	JE	155	5/1/2012	(163.05)
52532016	Electricity AG	JE	156	5/1/2012	(431.63)
52532016	Electricity AG	JE	156	5/1/2012	(11.45)
52534000	Employee Expenses	CC	8056	5/1/2012	232.68
52534000	Employee Expenses	CC	8056	5/1/2012	29.00
52534000	Employee Expenses	JE	50000	5/1/2012	(13.00)
52534000	Employee Expenses	JE	50000	5/1/2012	(32.64)
52534000	Employee Expenses	JE	31009007	5/1/2012	(16,813.85)
52535000	Meals Deductible	CC	8056	5/1/2012	33.77
52535000	Meals Deductible	CC	8056	5/1/2012	72.64
52535000	Meals Deductible	JE	50000	5/1/2012	(7.90)
52535000	Meals Deductible	JE	50000	5/1/2012	(42.25)
52535000	Meals Deductible	JE	50000	5/1/2012	(7.19)
52535000	Meals Deductible	JE	31009007	5/1/2012	(16,813.85)
52542015	Forms CA	JE	300	5/1/2012	(16,792.42)
52548014	Heating Oil/Gas TD	JE	155	5/1/2012	(61.60)
52548014	Heating Oil/Gas TD	JE	155	5/1/2012	(1,447.08)
52548014	Heating Oil/Gas TD	JE	156	5/1/2012	(101.59)
52548014	Heating Oil/Gas TD	JE	156	5/1/2012	(4.32)
52548016	Heating Oil/Gas AG	JE	155	5/1/2012	(1,475.10)
52548016	Heating Oil/Gas AG	JE	156	5/1/2012	(103.55)
52554500	Lab Supplies	JE	50000	5/1/2012	(2,599.15)
52562013	Off&Adm Supplies WT	JE	50000	5/1/2012	(57.61)
52562015	Off&Adm Supplies CA	JE	50000	5/1/2012	(66.46)

## Kentucky American Water Company

Case No. 2012-00520

Response to PSC DR1, Item 31

Account	Description	Doc Type	Document Number	Posting Date	Amount
52562016	Off&Adm Supplies AG	PV	43083430	5/1/2012	598.65
52562016	Off&Adm Supplies AG	PV	43083497	5/1/2012	21.95
52562016	Off&Adm Supplies AG	PV	43083603	5/1/2012	17.56
52562016	Off&Adm Supplies AG	JE	50000	5/1/2012	(9.90)
52571100	Add'l Security Costs	JE	160	5/1/2012	(2,668.64)
52571100	Add'l Security Costs	JE	160	5/1/2012	(2,506.28)
52571100	Add'l Security Costs	JE	600	5/1/2012	(10,674.56)
52571100	Add'l Security Costs	JE	600	5/1/2012	(2,860.80)
52574015	Telephone CA	JE	148	5/1/2012	(1,865.09)
52574016	Telephone AG	JE	148	5/1/2012	(25.84)
52574016	Telephone AG	JE	148	5/1/2012	(114.48)
52574016	Telephone AG	JE	148	5/1/2012	(8.70)
52574016	Telephone AG	JE	148	5/1/2012	(45.03)
52574016	Telephone AG	JE	148	5/1/2012	(1,274.28)
52574016	Telephone AG	JE	148	5/1/2012	(1,167.75)
52574016	Telephone AG	JE	148	5/1/2012	(6.77)
52574016	Telephone AG	JE	148	5/1/2012	(59.65)
52574113	Cell Phone WT	JE	148	5/1/2012	(48.59)
52574114	Cell Phone TD	JE	148	5/1/2012	(4.57)
52574114	Cell Phone TD	JE	148	5/1/2012	(216.20)
52574116	Cell Phone AG	JE	148	5/1/2012	(208.49)
52574116	Cell Phone AG	JE	148	5/1/2012	(415.64)
52574116	Cell Phone AG	JE	148	5/1/2012	(46.51)
52574116	Cell Phone AG	JE	148	5/1/2012	(39.08)
52574116	Cell Phone AG	JE	148	5/1/2012	(121.57)
52574116	Cell Phone AG	JE	148	5/1/2012	(799.91)
52574116	Cell Phone AG	JE	148	5/1/2012	(1,773.93)
52574116	Cell Phone AG	JE	148	5/1/2012	(297.59)
52574116	Cell Phone AG	JE	148	5/1/2012	(28.39)
52574116	Cell Phone AG	JE	148	5/1/2012	(45.77)
52574116	Cell Phone AG	JE	148	5/1/2012	(57.27)
52574116	Cell Phone AG	JE	148	5/1/2012	(113.60)
52574116	Cell Phone AG	JE	148	5/1/2012	(236.91)
52578014	Trash Removal TD	JE	160	5/1/2012	(1,523.22)
52582014	Uniforms TD	JE	50000	5/1/2012	(273.45)
52583016	Water & WW AG	PV	43083423	5/1/2012	127.75
52583016	Water & WW AG	PV	43083426	5/1/2012	17.56
52583016	Water & WW AG	PV	43083433	5/1/2012	10.89
52583016	Water & WW AG	PV	43083438	5/1/2012	76.33
52583016	Water & WW AG	PV	43083441	5/1/2012	10.89
52583016	Water & WW AG	PV	43083488	5/1/2012	623.38
52583016	Water & WW AG	PV	43083491	5/1/2012	30.73
52583016	Water & WW AG	PV	43083494	5/1/2012	4.39
52585000	Discounts Available	PK	62065546	5/1/2012	(320.36)
53150013	Contr Svc-Other WT	PV	43083628	5/1/2012	518.00
53150013	Contr Svc-Other WT	PV	43083629	5/1/2012	450.00
53150013	Contr Svc-Other WT	PV	43083632	5/1/2012	324.00
53150013	Contr Svc-Other WT	PV	43083633	5/1/2012	448.00
53150013	Contr Svc-Other WT	PV	43083631	5/1/2012	50.00
53150014	Contr Svc-Other TD	PV	43083631	5/1/2012	20.00
53150014	Contr Svc-Other TD	PV	43083631	5/1/2012	419.00
53150014	Contr Svc-Other TD	JE	160	5/1/2012	(2,531.50)
53150014	Contr Svc-Other TD	JE	160	5/1/2012	(1,347.80)

Kentucky American Water Company  
Case No. 2012-00520  
Response to PSC DR1, Item 31

Account	Description	Doc Type	Document Number	Posting Date	Amount
53150014	Contr Svc-Other TD	JE	160	5/1/2012	(1,450.00)
53150014	Contr Svc-Other TD	JE	600	5/1/2012	(2,900.00)
53150014	Contr Svc-Other TD	JE	600	5/1/2012	(2,101.05)
53150015	Contr Svc-Other CA	JE	148	5/1/2012	(872.52)
53150015	Contr Svc-Other CA	JE	330	5/1/2012	(4,056.38)
53150015	Contr Svc-Other CA	JE	600	5/1/2012	(497.55)
53150016	Contr Svc-Other AG	JE	317	5/1/2012	(287.30)
53150016	Contr Svc-Other AG	JE	317	5/1/2012	(287.30)
53150016	Contr Svc-Other AG	JE	317	5/1/2012	(287.30)
53150016	Contr Svc-Other AG	JE	160	5/1/2012	(1,386.41)
53150016	Contr Svc-Other AG	JE	877	5/1/2012	(7,911.00)
53151016	Contr Svc-Temp EE AG	JE	160	5/1/2012	(1,800.63)
53155000	Contr Svc-Legal	JE	175	5/1/2012	(19,583.47)
53155000	Contr Svc-Legal	JE	175	5/1/2012	(1,336.30)
53155000	Contr Svc-Legal	JE	175	5/1/2012	(74.00)
53155000	Contr Svc-Legal	JE	175	5/1/2012	(3,762.50)
53155000	Contr Svc-Legal	JE	175	5/1/2012	(1,037.75)
53155000	Contr Svc-Legal	JE	175	5/1/2012	(4,846.42)
53155000	Contr Svc-Legal	JE	175	5/1/2012	(3,335.50)
55010200	Trans Lease Fuel	JE	240	5/1/2012	(38.49)
55010200	Trans Lease Fuel	JE	240	5/1/2012	(2,151.34)
55010200	Trans Lease Fuel	JE	240	5/1/2012	(580.90)
55010200	Trans Lease Fuel	JE	240	5/1/2012	(19,018.91)
55010200	Trans Lease Fuel	JE	240	5/1/2012	(1,086.10)
55010200	Trans Lease Fuel	JE	240	5/1/2012	(535.04)
55010200	Trans Lease Fuel	JE	240	5/1/2012	(394.02)
55010200	Trans Lease Fuel	JE	240	5/1/2012	(901.95)
55010200	Trans Lease Fuel	JE	240	5/1/2012	(928.84)
55010200	Trans Lease Fuel	JE	240	5/1/2012	(136.10)
55010200	Trans Lease Fuel	JE	240	5/1/2012	(2,606.12)
55010200	Trans Lease Fuel	JE	240	5/1/2012	(162.65)
55010200	Trans Lease Fuel	JE	242	5/1/2012	(294.91)
55010200	Trans Lease Fuel	JE	242	5/1/2012	(3,878.78)
55010200	Trans Lease Fuel	JE	242	5/1/2012	(228.10)
55010200	Trans Lease Fuel	JE	242	5/1/2012	(170.30)
55010200	Trans Lease Fuel	JE	242	5/1/2012	(58.10)
55010200	Trans Lease Fuel	JE	242	5/1/2012	(61.20)
55010200	Trans Lease Fuel	JE	242	5/1/2012	(311.94)
55010200	Trans Lease Fuel	JE	242	5/1/2012	(681.98)
55010200	Trans Lease Fuel	JE	242	5/1/2012	(117.75)
55010300	Trans Lease Maint	JE	245	5/1/2012	(360.25)
55010300	Trans Lease Maint	JE	240	5/1/2012	(3.00)
55010300	Trans Lease Maint	JE	240	5/1/2012	(5.00)
55010300	Trans Lease Maint	JE	240	5/1/2012	(1,254.48)
55010300	Trans Lease Maint	JE	240	5/1/2012	(242.33)
55010300	Trans Lease Maint	JE	240	5/1/2012	(10,399.38)
55010300	Trans Lease Maint	JE	240	5/1/2012	(164.51)
55010300	Trans Lease Maint	JE	240	5/1/2012	(87.92)
55010300	Trans Lease Maint	JE	240	5/1/2012	(18.59)
55010300	Trans Lease Maint	JE	240	5/1/2012	(66.18)
55010300	Trans Lease Maint	JE	240	5/1/2012	(204.43)
55010300	Trans Lease Maint	JE	240	5/1/2012	(55.92)
55010300	Trans Lease Maint	JE	240	5/1/2012	(270.01)

Kentucky American Water Company  
Case No. 2012-00520  
Response to PSC DR1, Item 31

Account	Description	Doc Type	Document Number	Posting Date	Amount
55010300	Trans Lease Maint	JE	240	5/1/2012	(5.00)
55010300	Trans Lease Maint	JE	241	5/1/2012	(329.00)
55010300	Trans Lease Maint	JE	241	5/1/2012	(184.00)
57010015	Uncoll Accts Exp CA	JE	31008777	5/1/2012	(236.76)
57010015	Uncoll Accts Exp CA	JE	31008777	5/1/2012	(276.11)
59021000	Gains/LossesUP Sales	JE	12120406	5/1/2012	18,600.00
62002100	M&S Maint SS	JE	600	5/1/2012	(1,500.00)
62002300	M&S Maint WT	PV	43083626	5/1/2012	364.12
62002300	M&S Maint WT	JE	160	5/1/2012	(2,100.19)
62002300	M&S Maint WT	JE	600	5/1/2012	(3,000.00)
62002300	M&S Maint WT	JE	600	5/1/2012	(1,680.00)
62002300	M&S Maint WT	JE	600	5/1/2012	(2,000.00)
62002300	M&S Maint WT	JE	600	5/1/2012	(1,700.00)
62002300	M&S Maint WT	JE	600	5/1/2012	(1,000.00)
62002600	M&S Maint AG	JR	201	5/1/2012	1,878.56
62520700	Misc Main Pvg/Bckfll	PV	43083506	5/1/2012	1,007.00
62520700	Misc Main Pvg/Bckfll	PV	43083607	5/1/2012	2,142.60
62520700	Misc Main Pvg/Bckfll	JE	160	5/1/2012	(5,309.40)
62520700	Misc Main Pvg/Bckfll	JE	160	5/1/2012	(4,897.80)
62520700	Misc Main Pvg/Bckfll	JE	160	5/1/2012	(2,142.60)
62520700	Misc Main Pvg/Bckfll	JE	160	5/1/2012	(6,799.70)
62520700	Misc Main Pvg/Bckfll	JE	160	5/1/2012	(1,007.00)
62520700	Misc Main Pvg/Bckfll	JE	300	5/1/2012	(8,776.28)
62520700	Misc Main Pvg/Bckfll	JE	300	5/1/2012	(2,887.72)
68533000	FICA	JE	31002983	5/1/2012	(28,129.00)
71521000	M&J Expenses	PV	43083607	5/1/2012	220.80
71521000	M&J Expenses	JE	300	5/1/2012	(697.60)
71521000	M&J Expenses	JE	300	5/1/2012	(76.67)
81010000	Interest LTD	JE	103	5/1/2012	(132,572.92)
81010000	Interest LTD	JE	103	5/1/2012	(201,646.67)
81010000	Interest LTD	JE	103	5/1/2012	(260,377.50)
81015000	Interest LTD Interco	JE	103	5/1/2012	(239,687.50)
81015000	Interest LTD Interco	JE	103	5/1/2012	(129,112.92)
81015000	Interest LTD Interco	JE	103	5/1/2012	(42,083.33)
81015000	Interest LTD Interco	JE	103	5/1/2012	(578,409.72)
81015000	Interest LTD Interco	JE	103	5/1/2012	(1,174,151.04)
81020000	Div Decl P/S w/ MRR	JE	103	5/1/2012	(63,525.00)
86031000	Div Dec Pref Stk	JE	103	5/1/2012	(1,863.00)
86031000	Div Dec Pref Stk	JE	103	5/1/2012	(2,227.50)
86031000	Div Dec Pref Stk	JE	103	5/1/2012	(2,378.33)
40111000	Res Sales Billed	JE	31008992	5/2/2012	(155,309.60)
40111000	Res Sales Billed	JE	31008992	5/2/2012	(4.15)
40111000	Res Sales Billed	JE	31008992	5/2/2012	(39.58)
40121000	Com Sales Billed	JE	31008992	5/2/2012	(131,099.16)
40121000	Com Sales Billed	JE	31008992	5/2/2012	(8.90)
40145000	Priv Fire Billed	JE	31008992	5/2/2012	(10,559.42)
40151000	Publ Auth Billed	JE	31008992	5/2/2012	(1,148.86)
40211000	Dom WW Svc Billed	JE	31008992	5/2/2012	(69.08)
40221000	Com WW Svc Billed	JE	31008992	5/2/2012	(17.27)
40310200	OthRev-Rent	RI	10178528	5/2/2012	(493.55)
40310200	OthRev-Rent	RR	10177863	5/2/2012	2,000.00
40310400	OthRev-NSF Ck Chrg	JE	31008992	5/2/2012	(96.00)
40310400	OthRev-NSF Ck Chrg	JE	31008992	5/2/2012	(12.00)

Kentucky American Water Company  
Case No. 2012-00520  
Response to PSC DR1, Item 31

Account	Description	Doc Type	Document Number	Posting Date	Amount
40310500	OthRev-Appl/InitFee	JE	31008992	5/2/2012	(1,898.00)
40310700	OthRev-Reconnct Fee	JE	31008992	5/2/2012	(3,458.00)
51510012	Purchased Power P	EE	70011005	5/2/2012	97.00
51510012	Purchased Power P	EE	70011006	5/2/2012	747.63
51510012	Purchased Power P	EE	70011010	5/2/2012	437.46
51510012	Purchased Power P	EE	70011011	5/2/2012	834.90
51510012	Purchased Power P	EE	70011012	5/2/2012	726.12
51510012	Purchased Power P	EE	70011014	5/2/2012	5,680.30
51510012	Purchased Power P	EE	70011015	5/2/2012	258.76
51510012	Purchased Power P	EE	70011016	5/2/2012	13,437.98
52520000	Collection Agencies	RI	10178483	5/2/2012	(65.33)
52532014	Electricity TD	EE	70011003	5/2/2012	34.64
52532014	Electricity TD	EE	70011007	5/2/2012	54.46
52532014	Electricity TD	EE	70011008	5/2/2012	35.50
52532014	Electricity TD	EE	70011009	5/2/2012	108.90
52532014	Electricity TD	EE	70011013	5/2/2012	41.35
52532014	Electricity TD	EE	70011089	5/2/2012	64.29
52532014	Electricity TD	EE	70011090	5/2/2012	40.98
52532014	Electricity TD	EE	70011091	5/2/2012	9.62
52532016	Electricity AG	EE	70011004	5/2/2012	21.73
52562016	Off&Adm Supplies AG	PV	43084527	5/2/2012	52.14
53150016	Contr Svc-Other AG	PV	43084523	5/2/2012	1,450.00
57010015	Uncoll Accts Exp CA	JE	31008992	5/2/2012	(104.32)
57010015	Uncoll Accts Exp CA	JE	31008992	5/2/2012	(607.32)
62520700	Misc Main Pvg/Bckfill	PV	43084423	5/2/2012	5,309.40
62520700	Misc Main Pvg/Bckfill	PV	43084429	5/2/2012	4,897.80
63150026	Contr Svc-Maint AG	PV	43084526	5/2/2012	138.00
71521000	M&J Expenses	PV	43084429	5/2/2012	193.20
40111000	Res Sales Billed	JE	31009434	5/3/2012	(186,403.20)
40111000	Res Sales Billed	JE	31009434	5/3/2012	(21,576.45)
40111000	Res Sales Billed	JE	31009434	5/3/2012	(8.13)
40121000	Com Sales Billed	JE	31009434	5/3/2012	(60,526.71)
40121000	Com Sales Billed	JE	31009434	5/3/2012	(1,284.49)
40141000	Publ Fire Billed	JE	31009434	5/3/2012	(280,848.48)
40145000	Priv Fire Billed	JE	31009434	5/3/2012	(91,231.02)
40151000	Publ Auth Billed	JE	31009434	5/3/2012	(3,165.38)
40161000	Sls/Rsle Billed	JE	31009434	5/3/2012	(10,653.43)
40310400	OthRev-NSF Ck Chrg	JE	31009434	5/3/2012	(144.00)
40310500	OthRev-Appl/InitFee	JE	31009434	5/3/2012	(3,510.00)
40310500	OthRev-Appl/InitFee	JE	31009434	5/3/2012	(442.00)
40310500	OthRev-Appl/InitFee	JE	31009434	5/3/2012	(156.00)
40310700	OthRev-Reconnct Fee	JE	31009434	5/3/2012	(2,808.00)
40310700	OthRev-Reconnct Fee	JE	31009434	5/3/2012	(468.00)
51510014	Purchased Power TD	EE	70011343	5/3/2012	26.02
51800000	Chemicals	PV	43085643	5/3/2012	(24.55)
51800000	Chemicals	PV	43085651	5/3/2012	(0.28)
52501600	Misc Oper AG	II	729058	5/3/2012	30.51
52532014	Electricity TD	EE	70011314	5/3/2012	711.19
52532014	Electricity TD	EE	70011315	5/3/2012	52.29
52532014	Electricity TD	EE	70011316	5/3/2012	534.74
52535000	Meals Deductible	PV	43085745	5/3/2012	258.70
52542015	Forms CA	PV	43085498	5/3/2012	100.99
52550016	Janitorial AG	PR	43085369	5/3/2012	5,403.33

## Kentucky American Water Company

Case No. 2012-00520

Response to PSC DR1, Item 31

Account	Description	Doc Type	Document Number	Posting Date	Amount
52562016	Off&Adm Supplies AG	ST	31008960	5/3/2012	35.92
52562016	Off&Adm Supplies AG	ST	31008960	5/3/2012	1.32
52562016	Off&Adm Supplies AG	ST	31008960	5/3/2012	1.05
52562016	Off&Adm Supplies AG	PV	43085506	5/3/2012	603.68
52562016	Off&Adm Supplies AG	PV	43085754	5/3/2012	79.51
52574015	Telephone CA	TC	31008836	5/3/2012	49.49
52574015	Telephone CA	TC	31008931	5/3/2012	1,403.05
52574015	Telephone CA	TC	31008931	5/3/2012	1,009.20
52574016	Telephone AG	TC	31008814	5/3/2012	118.30
52574016	Telephone AG	TC	31008929	5/3/2012	304.12
52574016	Telephone AG	TC	31008929	5/3/2012	304.12
52574016	Telephone AG	TC	31008929	5/3/2012	304.12
52583016	Water & WW AG	PV	43085502	5/3/2012	26.34
52583016	Water & WW AG	PV	43085505	5/3/2012	17.56
52583016	Water & WW AG	PV	43085508	5/3/2012	6.21
52583016	Water & WW AG	PV	43085739	5/3/2012	76.33
52583016	Water & WW AG	PV	43085741	5/3/2012	6.21
52583016	Water & WW AG	PV	43085742	5/3/2012	972.01
52583016	Water & WW AG	PV	43085751	5/3/2012	17.56
53151015	Contr Svc-Temp EE CA	PV	43085500	5/3/2012	780.00
53151015	Contr Svc-Temp EE CA	PV	43085746	5/3/2012	29.14
53151015	Contr Svc-Temp EE CA	PV	43085748	5/3/2012	780.00
53151015	Contr Svc-Temp EE CA	PV	43085749	5/3/2012	154.55
53151015	Contr Svc-Temp EE CA	PV	43085752	5/3/2012	780.00
57010015	Uncoll Accts Exp CA	JE	31009434	5/3/2012	(75.09)
57010015	Uncoll Accts Exp CA	JE	31009434	5/3/2012	(654.89)
62002400	M&S Maint TD	PV	43085759	5/3/2012	14.61
62002400	M&S Maint TD	IR	729060	5/3/2012	(6.23)
62002400	M&S Maint TD	IR	729060	5/3/2012	(57.41)
62002400	M&S Maint TD	IR	729060	5/3/2012	(24.01)
62002400	M&S Maint TD	IR	729060	5/3/2012	(37.72)
62002400	M&S Maint TD	IR	729061	5/3/2012	(21.42)
62002400	M&S Maint TD	IR	729061	5/3/2012	(15.30)
62002400	M&S Maint TD	IR	729121	5/3/2012	(154.31)
62002400	M&S Maint TD	IR	729121	5/3/2012	(57.41)
62002400	M&S Maint TD	IR	729121	5/3/2012	(6.09)
62002400	M&S Maint TD	IR	729121	5/3/2012	(8.10)
62002400	M&S Maint TD	IR	729122	5/3/2012	(52.07)
62002400	M&S Maint TD	IR	729122	5/3/2012	(167.10)
62520700	Misc Main Pvg/Bckfill	PV	43085757	5/3/2012	6,799.70
71521000	M&J Expenses	II	729120	5/3/2012	154.31
71521000	M&J Expenses	II	729120	5/3/2012	57.41
71521000	M&J Expenses	II	729120	5/3/2012	6.09
71521000	M&J Expenses	II	729120	5/3/2012	8.10
75820000	Othr Income Deductns	PS	43085597	5/3/2012	10,000.00
40111000	Res Sales Billed	JE	31009433	5/4/2012	(152,266.03)
40111000	Res Sales Billed	JE	31009433	5/4/2012	(10,214.64)
40111000	Res Sales Billed	JE	31009433	5/4/2012	(12,224.18)
40121000	Com Sales Billed	JE	31009433	5/4/2012	(119,543.46)
40121000	Com Sales Billed	JE	31009433	5/4/2012	(281.43)
40121000	Com Sales Billed	JE	31009433	5/4/2012	(4,772.40)
40131000	Ind Sales Billed	JE	31009433	5/4/2012	(149,062.14)
40145000	Priv Fire Billed	JE	31009433	5/4/2012	(5,227.87)

Kentucky American Water Company  
Case No. 2012-00520  
Response to PSC DR1, Item 31

Account	Description	Doc Type	Document Number	Posting Date	Amount
40151000	Publ Auth Billed	JE	31009433	5/4/2012	(281,653.53)
40151000	Publ Auth Billed	JE	31009433	5/4/2012	(198.43)
40161000	Sls/Rsle Billed	JE	31009433	5/4/2012	(34,588.29)
40211000	Dom WW Svc Billed	JE	31009433	5/4/2012	(12,953.69)
40221000	Com WW Svc Billed	JE	31009433	5/4/2012	(4,135.07)
40251000	PubAuth WW Billed	JE	31009433	5/4/2012	(213.35)
40310400	OthRev-NSF Ck Chrg	JE	31009433	5/4/2012	(216.00)
40310400	OthRev-NSF Ck Chrg	JE	31009433	5/4/2012	(12.00)
40310400	OthRev-NSF Ck Chrg	JE	31009433	5/4/2012	(12.00)
40310500	OthRev-Appl/InitFee	JE	31009433	5/4/2012	(1,976.00)
40310500	OthRev-Appl/InitFee	JE	31009433	5/4/2012	(26.00)
40310500	OthRev-Appl/InitFee	JE	31009433	5/4/2012	(130.00)
40310500	OthRev-Appl/InitFee	JE	31009433	5/4/2012	(208.00)
40310700	OthRev-Reconnct Fee	JE	31009433	5/4/2012	(3,666.00)
40310700	OthRev-Reconnct Fee	JE	31009433	5/4/2012	(130.00)
40310700	OthRev-Reconnct Fee	JE	31009433	5/4/2012	(572.00)
50101300	Labor Oper WT	T2	47003	5/4/2012	1,563.32
50101300	Labor Oper WT	T2	47003	5/4/2012	1,139.64
50101300	Labor Oper WT	T2	47003	5/4/2012	15,405.60
50101300	Labor Oper WT	T2	47003	5/4/2012	16,682.41
50101300	Labor Oper WT	T2	47003	5/4/2012	12,542.40
50101300	Labor Oper WT	T2	47003	5/4/2012	511.52
50101305	Labor Oper WT SupEng	T2	47003	5/4/2012	7,858.25
50101305	Labor Oper WT SupEng	T2	47003	5/4/2012	1,602.26
50101305	Labor Oper WT SupEng	T2	47003	5/4/2012	7,949.33
50101305	Labor Oper WT SupEng	T2	47003	5/4/2012	2,899.16
50101305	Labor Oper WT SupEng	T2	47003	5/4/2012	3,457.52
50101305	Labor Oper WT SupEng	T2	47003	5/4/2012	4,039.76
50101305	Labor Oper WT SupEng	T2	47003	5/4/2012	382.71
50101305	Labor Oper WT SupEng	T2	47003	5/4/2012	6,378.87
50101305	Labor Oper WT SupEng	T2	47003	5/4/2012	168.40
50101400	Labor Oper TD	T2	47003	5/4/2012	35,948.12
50101400	Labor Oper TD	T2	47003	5/4/2012	1,375.75
50101400	Labor Oper TD	T2	47003	5/4/2012	837.58
50101400	Labor Oper TD	T2	47003	5/4/2012	1,640.18
50101400	Labor Oper TD	T2	47003	5/4/2012	2,938.23
50101400	Labor Oper TD	T2	47037	5/4/2012	1,965.60
50101405	Labor Oper TD SupEng	T2	47003	5/4/2012	1,446.92
50101405	Labor Oper TD SupEng	T2	47003	5/4/2012	669.25
50101405	Labor Oper TD SupEng	T2	47003	5/4/2012	1,768.49
50101405	Labor Oper TD SupEng	T2	47003	5/4/2012	1,043.51
50101415	Labor Oper TD Lines	T2	47003	5/4/2012	4,143.95
50101415	Labor Oper TD Lines	T2	47003	5/4/2012	2,226.27
50101415	Labor Oper TD Lines	T2	47003	5/4/2012	1,730.78
50101420	Labor Oper TD Meter	T2	47003	5/4/2012	21,158.96
50101500	Labor Oper CA	T2	47003	5/4/2012	136.50
50101500	Labor Oper CA	T2	47003	5/4/2012	200.00
50101510	Labor Oper CA MtrRd	T2	47003	5/4/2012	13,252.49
50101520	Labor Oper CA CstSrv	T2	47003	5/4/2012	2,615.89
50101600	Labor Oper AG	T2	47003	5/4/2012	20,436.09
50101600	Labor Oper AG	T2	47003	5/4/2012	1,064.36
50101600	Labor Oper AG	T2	47003	5/4/2012	4,969.78
50101600	Labor Oper AG	T2	47003	5/4/2012	7,871.52



Kentucky American Water Company  
Case No. 2012-00520  
Response to PSC DR1, Item 31

Account	Description	Doc Type	Document Number	Posting Date	Amount
50101600	Labor Oper AG	T2	47003	5/4/2012	2,541.91
50102200	Labor Maint P	T2	47003	5/4/2012	982.80
50102200	Labor Maint P	T2	47003	5/4/2012	712.53
50102300	Labor Maint WT	T2	47003	5/4/2012	245.70
50102300	Labor Maint WT	T2	47003	5/4/2012	3,636.36
50102300	Labor Maint WT	T2	47003	5/4/2012	98.28
50102400	Labor Maint TD	T2	47003	5/4/2012	2,295.39
50102410	Labor Mnt TD Str&Imp	T2	47003	5/4/2012	138.42
50102420	Labor Mnt TD Mains	T2	47003	5/4/2012	3,609.00
50102420	Labor Mnt TD Mains	T2	47003	5/4/2012	874.51
50102420	Labor Mnt TD Mains	T2	47003	5/4/2012	739.45
50102420	Labor Mnt TD Mains	T2	47003	5/4/2012	86.48
50102430	Labor Mnt TD Service	T2	47003	5/4/2012	7,341.54
50102430	Labor Mnt TD Service	T2	47003	5/4/2012	138.42
50102430	Labor Mnt TD Service	T2	47003	5/4/2012	156.96
50102430	Labor Mnt TD Service	T2	47003	5/4/2012	909.17
50102435	Labor Mnt TD Meter	T2	47003	5/4/2012	431.96
50102435	Labor Mnt TD Meter	T2	47003	5/4/2012	288.20
50102440	Labor Mnt TD Hydrant	T2	47003	5/4/2012	1,643.94
50102440	Labor Mnt TD Hydrant	T2	47003	5/4/2012	75.86
50102440	Labor Mnt TD Hydrant	T2	47003	5/4/2012	3,299.24
50111300	LaborOper NS OT WT	T2	47003	5/4/2012	266.11
50111300	LaborOper NS OT WT	T2	47003	5/4/2012	4,432.00
50111300	LaborOper NS OT WT	T2	47003	5/4/2012	1,543.08
50111300	LaborOper NS OT WT	T2	47003	5/4/2012	1,626.84
50111300	LaborOper NS OT WT	T2	47003	5/4/2012	1,485.25
50111305	LaborOperNS OT WT SE	T2	47003	5/4/2012	343.15
50111305	LaborOperNS OT WT SE	T2	47003	5/4/2012	166.54
50111305	LaborOperNS OT WT SE	T2	47003	5/4/2012	1,187.97
50111400	LaborOper NS OT TD	T2	47003	5/4/2012	197.77
50111400	LaborOper NS OT TD	T2	47003	5/4/2012	99.65
50111405	LaborOperNS OT TD SE	T2	47003	5/4/2012	97.11
50111415	LaborOperNS OT TD Ln	T2	47003	5/4/2012	468.23
50111420	LaborOperNS OT TD Mt	T2	47003	5/4/2012	4,569.30
50111510	LaborOperNS OT CA MR	T2	47003	5/4/2012	1,382.90
50111520	LaborOperNS OT CA CS	T2	47003	5/4/2012	89.77
50112300	LaborMaint NS OT WT	T2	47003	5/4/2012	187.28
50112300	LaborMaint NS OT WT	T2	47003	5/4/2012	223.84
50112420	LaborMaintNSOT TD Mn	T2	47003	5/4/2012	932.20
50112420	LaborMaintNSOT TD Mn	T2	47003	5/4/2012	470.19
50112430	LaborMaintNSOT TD Sv	T2	47003	5/4/2012	1,418.24
50112430	LaborMaintNSOT TD Sv	T2	47003	5/4/2012	363.65
50171000	Annual Incent Plan	T3	47004	5/4/2012	3,768.09
50171000	Annual Incent Plan	T3	47004	5/4/2012	775.37
50171000	Annual Incent Plan	T3	47004	5/4/2012	212.87
50171000	Annual Incent Plan	T3	47004	5/4/2012	271.37
50171000	Annual Incent Plan	T3	47004	5/4/2012	692.72
50171000	Annual Incent Plan	T3	47004	5/4/2012	1,463.30
50171000	Annual Incent Plan	T3	47004	5/4/2012	2,677.03
50171000	Annual Incent Plan	T3	47004	5/4/2012	582.70
50171000	Annual Incent Plan	T3	47004	5/4/2012	257.25
50171000	Annual Incent Plan	T3	47004	5/4/2012	321.54
50421000	401k Expense	T3	47004	5/4/2012	458.28

## Kentucky American Water Company

Case No. 2012-00520

Response to PSC DR1, Item 31

Account	Description	Doc Type	Document Number	Posting Date	Amount
50421000	401k Expense	T3	47004	5/4/2012	42.58
50421000	401k Expense	T3	47004	5/4/2012	54.37
50421000	401k Expense	T3	47004	5/4/2012	205.69
50421000	401k Expense	T3	47004	5/4/2012	162.33
50421000	401k Expense	T3	47004	5/4/2012	1,579.51
50421000	401k Expense	T3	47004	5/4/2012	2.32
50421000	401k Expense	T3	47004	5/4/2012	35.06
50421000	401k Expense	T3	47004	5/4/2012	153.27
50421000	401k Expense	T3	47004	5/4/2012	69.13
50421000	401k Expense	T3	47004	5/4/2012	9.36
50421000	401k Expense	T3	47004	5/4/2012	57.75
50421000	401k Expense	T3	47004	5/4/2012	1.38
50421000	401k Expense	T3	47004	5/4/2012	4.75
50421000	401k Expense	T3	47004	5/4/2012	10.78
50421000	401k Expense	T3	47004	5/4/2012	11.52
50421000	401k Expense	T3	47004	5/4/2012	20.94
50421000	401k Expense	T3	47004	5/4/2012	221.79
50421000	401k Expense	T3	47004	5/4/2012	294.35
50421000	401k Expense	T3	47004	5/4/2012	479.46
50421000	401k Expense	T3	47004	5/4/2012	275.65
50421000	401k Expense	T3	47004	5/4/2012	9.57
50421000	401k Expense	T3	47004	5/4/2012	172.12
50421000	401k Expense	T3	47004	5/4/2012	122.71
50421000	401k Expense	T3	47004	5/4/2012	116.78
50421000	401k Expense	T3	47004	5/4/2012	18.93
50421000	401k Expense	T3	47004	5/4/2012	18.45
50421000	401k Expense	T3	47004	5/4/2012	6.16
50421000	401k Expense	T3	47038	5/4/2012	49.14
50422000	DCP Expense	T3	47004	5/4/2012	336.71
50422000	DCP Expense	T3	47004	5/4/2012	55.88
50422000	DCP Expense	T3	47004	5/4/2012	142.47
50422000	DCP Expense	T3	47004	5/4/2012	211.18
50422000	DCP Expense	T3	47004	5/4/2012	429.43
50422000	DCP Expense	T3	47004	5/4/2012	84.11
50422000	DCP Expense	T3	47004	5/4/2012	2,342.92
50422000	DCP Expense	T3	47004	5/4/2012	3.17
50422000	DCP Expense	T3	47004	5/4/2012	2.42
50422000	DCP Expense	T3	47004	5/4/2012	175.01
50422000	DCP Expense	T3	47004	5/4/2012	173.22
50422000	DCP Expense	T3	47004	5/4/2012	22.90
50422000	DCP Expense	T3	47004	5/4/2012	116.89
50422000	DCP Expense	T3	47004	5/4/2012	7.27
50422000	DCP Expense	T3	47004	5/4/2012	5.45
50422000	DCP Expense	T3	47004	5/4/2012	15.14
50422000	DCP Expense	T3	47004	5/4/2012	431.61
50422000	DCP Expense	T3	47004	5/4/2012	587.96
50422000	DCP Expense	T3	47004	5/4/2012	698.93
50422000	DCP Expense	T3	47004	5/4/2012	175.08
50422000	DCP Expense	T3	47004	5/4/2012	101.17
50422000	DCP Expense	T3	47004	5/4/2012	195.57
50422000	DCP Expense	T3	47004	5/4/2012	31.79
50422000	DCP Expense	T3	47004	5/4/2012	24.19
50422000	DCP Expense	T3	47004	5/4/2012	6.82

## Kentucky American Water Company

Case No. 2012-00520

Response to PSC DR1, Item 31

Account	Description	Doc Type	Document Number	Posting Date	Amount
50426000	Retiree Medical Exp	T3	47004	5/4/2012	372.35
50426000	Retiree Medical Exp	T3	47004	5/4/2012	1.30
50426000	Retiree Medical Exp	T3	47004	5/4/2012	75.94
50426000	Retiree Medical Exp	T3	47004	5/4/2012	71.11
50426000	Retiree Medical Exp	T3	47004	5/4/2012	7.40
50426000	Retiree Medical Exp	T3	47004	5/4/2012	20.16
50426000	Retiree Medical Exp	T3	47004	5/4/2012	2.72
50426000	Retiree Medical Exp	T3	47004	5/4/2012	0.45
50426000	Retiree Medical Exp	T3	47004	5/4/2012	99.22
50426000	Retiree Medical Exp	T3	47004	5/4/2012	67.46
50510100	PBOP Cap Credits	T1	47002	5/4/2012	(24,581.07)
50510100	PBOP Cap Credits	T3	47004	5/4/2012	19,511.05
50510100	PBOP Cap Credits	T3	47004	5/4/2012	2.42
50510100	PBOP Cap Credits	T3	47004	5/4/2012	224.40
50510100	PBOP Cap Credits	T3	47004	5/4/2012	149.11
50510100	PBOP Cap Credits	T3	47004	5/4/2012	68.79
50510100	PBOP Cap Credits	T3	47004	5/4/2012	8.34
50510100	PBOP Cap Credits	T3	47004	5/4/2012	67.84
50510100	PBOP Cap Credits	T3	47004	5/4/2012	131.50
50510100	PBOP Cap Credits	T1	47036	5/4/2012	(308.60)
50510100	PBOP Cap Credits	T3	47038	5/4/2012	308.60
50550000	Group Insur Expense	T1	47002	5/4/2012	(13,994.16)
50550000	Group Insur Expense	T3	47004	5/4/2012	457.96
50550000	Group Insur Expense	T3	47004	5/4/2012	56.90
50550000	Group Insur Expense	T3	47004	5/4/2012	2,327.51
50550000	Group Insur Expense	T3	47004	5/4/2012	19.25
50550000	Group Insur Expense	T3	47004	5/4/2012	112.88
50550000	Group Insur Expense	T3	47004	5/4/2012	27.36
50550000	Group Insur Expense	T3	47004	5/4/2012	649.03
50550000	Group Insur Expense	T3	47004	5/4/2012	371.67
50550000	Group Insur Expense	T3	47004	5/4/2012	286.43
50550000	Group Insur Expense	T3	47004	5/4/2012	446.61
50550000	Group Insur Expense	T3	47004	5/4/2012	194.25
50550000	Group Insur Expense	T3	47004	5/4/2012	27.38
50550000	Group Insur Expense	T1	47036	5/4/2012	(108.92)
50550100	Group Ins Cap Credits	T1	47002	5/4/2012	(58,143.01)
50550100	Group Ins Cap Credits	T3	47004	5/4/2012	45,725.15
50550100	Group Ins Cap Credits	T3	47004	5/4/2012	14.11
50550100	Group Ins Cap Credits	T3	47004	5/4/2012	274.43
50550100	Group Ins Cap Credits	T3	47004	5/4/2012	857.86
50550100	Group Ins Cap Credits	T3	47004	5/4/2012	613.65
50550100	Group Ins Cap Credits	T3	47004	5/4/2012	162.67
50550100	Group Ins Cap Credits	T3	47004	5/4/2012	414.08
50550100	Group Ins Cap Credits	T3	47004	5/4/2012	25.75
50550100	Group Ins Cap Credits	T3	47004	5/4/2012	29.19
50550100	Group Ins Cap Credits	T3	47004	5/4/2012	80.32
50550100	Group Ins Cap Credits	T3	47004	5/4/2012	53.60
50550100	Group Ins Cap Credits	T3	47004	5/4/2012	155.80
50550100	Group Ins Cap Credits	T3	47004	5/4/2012	298.02
50550100	Group Ins Cap Credits	T1	47036	5/4/2012	(365.60)
50550100	Group Ins Cap Credits	T3	47038	5/4/2012	365.60
50610100	Pension Cap Credits	T1	47002	5/4/2012	(38,202.43)
50610100	Pension Cap Credits	T3	47004	5/4/2012	30,322.81

## Kentucky American Water Company

Case No. 2012-00520

Response to PSC DR1, Item 31

Account	Description	Doc Type	Document Number	Posting Date	Amount
50610100	Pension Cap Credits	T3	47004	5/4/2012	3.76
50610100	Pension Cap Credits	T3	47004	5/4/2012	348.72
50610100	Pension Cap Credits	T3	47004	5/4/2012	231.77
50610100	Pension Cap Credits	T3	47004	5/4/2012	106.95
50610100	Pension Cap Credits	T3	47004	5/4/2012	12.97
50610100	Pension Cap Credits	T3	47004	5/4/2012	105.39
50610100	Pension Cap Credits	T3	47004	5/4/2012	204.38
50610100	Pension Cap Credits	T1	47036	5/4/2012	(479.61)
50610100	Pension Cap Credits	T3	47038	5/4/2012	479.61
52001400	M&S Oper TD	PV	43086323	5/4/2012	614.32
52527000	Directors Fees	PS	43086435	5/4/2012	50.00
52527000	Directors Fees	PS	43086436	5/4/2012	50.00
52527000	Directors Fees	PS	43086437	5/4/2012	50.00
52548014	Heating Oil/Gas TD	EE	70011487	5/4/2012	348.82
52548016	Heating Oil/Gas AG	EE	70011477	5/4/2012	689.06
52562016	Off&Adm Supplies AG	ST	31009192	5/4/2012	3.13
52585000	Discounts Available	PK	62065577	5/4/2012	(0.44)
55000100	Trans Cap Credits	T1	47002	5/4/2012	(1,530.20)
55000100	Trans Cap Credits	T1	47002	5/4/2012	(1,332.94)
55000100	Trans Cap Credits	T1	47002	5/4/2012	(151.14)
55000100	Trans Cap Credits	T1	47002	5/4/2012	(352.85)
55000100	Trans Cap Credits	T1	47002	5/4/2012	(558.88)
55000100	Trans Cap Credits	T1	47002	5/4/2012	(4,474.56)
55000100	Trans Cap Credits	T1	47002	5/4/2012	(9,911.34)
55000100	Trans Cap Credits	T1	47002	5/4/2012	(567.75)
55000100	Trans Cap Credits	T1	47002	5/4/2012	(1,481.81)
55000100	Trans Cap Credits	T1	47002	5/4/2012	(715.11)
55000100	Trans Cap Credits	T1	47002	5/4/2012	(439.61)
55000100	Trans Cap Credits	T1	47002	5/4/2012	(538.42)
55000100	Trans Cap Credits	T1	47002	5/4/2012	(139.81)
55000100	Trans Cap Credits	T3	47004	5/4/2012	1,450.98
55000100	Trans Cap Credits	T3	47004	5/4/2012	36.80
55000100	Trans Cap Credits	T3	47004	5/4/2012	75.57
55000100	Trans Cap Credits	T3	47004	5/4/2012	352.85
55000100	Trans Cap Credits	T3	47004	5/4/2012	558.88
55000100	Trans Cap Credits	T3	47004	5/4/2012	4,282.57
55000100	Trans Cap Credits	T3	47004	5/4/2012	113.76
55000100	Trans Cap Credits	T3	47004	5/4/2012	6,883.31
55000100	Trans Cap Credits	T3	47004	5/4/2012	5.39
55000100	Trans Cap Credits	T3	47004	5/4/2012	104.73
55000100	Trans Cap Credits	T3	47004	5/4/2012	327.49
55000100	Trans Cap Credits	T3	47004	5/4/2012	234.25
55000100	Trans Cap Credits	T3	47004	5/4/2012	62.11
55000100	Trans Cap Credits	T3	47004	5/4/2012	158.06
55000100	Trans Cap Credits	T3	47004	5/4/2012	9.83
55000100	Trans Cap Credits	T3	47004	5/4/2012	11.14
55000100	Trans Cap Credits	T3	47004	5/4/2012	30.67
55000100	Trans Cap Credits	T3	47004	5/4/2012	20.46
55000100	Trans Cap Credits	T3	47004	5/4/2012	59.46
55000100	Trans Cap Credits	T3	47004	5/4/2012	567.75
55000100	Trans Cap Credits	T3	47004	5/4/2012	1,481.81
55000100	Trans Cap Credits	T3	47004	5/4/2012	715.11
55000100	Trans Cap Credits	T3	47004	5/4/2012	413.93

## Kentucky American Water Company

Case No. 2012-00520

Response to PSC DR1, Item 31

Account	Description	Doc Type	Document Number	Posting Date	Amount
55000100	Trans Cap Credits	T3	47004	5/4/2012	494.83
55000100	Trans Cap Credits	T3	47004	5/4/2012	139.81
55000100	Trans Cap Credits	T1	47036	5/4/2012	(139.56)
55000100	Trans Cap Credits	T3	47038	5/4/2012	139.56
55720100	Ins W/C Cap Credits	T1	47002	5/4/2012	(5,939.41)
55720100	Ins W/C Cap Credits	T3	47004	5/4/2012	4,670.83
55720100	Ins W/C Cap Credits	T3	47004	5/4/2012	1.44
55720100	Ins W/C Cap Credits	T3	47004	5/4/2012	28.05
55720100	Ins W/C Cap Credits	T3	47004	5/4/2012	87.62
55720100	Ins W/C Cap Credits	T3	47004	5/4/2012	62.70
55720100	Ins W/C Cap Credits	T3	47004	5/4/2012	16.61
55720100	Ins W/C Cap Credits	T3	47004	5/4/2012	42.30
55720100	Ins W/C Cap Credits	T3	47004	5/4/2012	2.63
55720100	Ins W/C Cap Credits	T3	47004	5/4/2012	2.98
55720100	Ins W/C Cap Credits	T3	47004	5/4/2012	8.19
55720100	Ins W/C Cap Credits	T3	47004	5/4/2012	5.48
55720100	Ins W/C Cap Credits	T3	47004	5/4/2012	15.92
55720100	Ins W/C Cap Credits	T3	47004	5/4/2012	30.44
55720100	Ins W/C Cap Credits	T1	47036	5/4/2012	(37.35)
55720100	Ins W/C Cap Credits	T3	47038	5/4/2012	37.35
57010015	Uncoll Accts Exp CA	JE	31009433	5/4/2012	(165.04)
68532000	FUTA	T3	47004	5/4/2012	13.66
68532000	FUTA	T3	47004	5/4/2012	13.19
68532000	FUTA	T3	47004	5/4/2012	6.84
68533000	FICA	T3	47004	5/4/2012	819.93
68533000	FICA	T3	47004	5/4/2012	77.91
68533000	FICA	T3	47004	5/4/2012	362.05
68533000	FICA	T3	47004	5/4/2012	568.92
68533000	FICA	T3	47004	5/4/2012	740.75
68533000	FICA	T3	47004	5/4/2012	116.28
68533000	FICA	T3	47004	5/4/2012	7,063.62
68533000	FICA	T3	47004	5/4/2012	5.56
68533000	FICA	T3	47004	5/4/2012	109.18
68533000	FICA	T3	47004	5/4/2012	328.01
68533000	FICA	T3	47004	5/4/2012	238.23
68533000	FICA	T3	47004	5/4/2012	63.93
68533000	FICA	T3	47004	5/4/2012	165.12
68533000	FICA	T3	47004	5/4/2012	10.04
68533000	FICA	T3	47004	5/4/2012	11.69
68533000	FICA	T3	47004	5/4/2012	33.28
68533000	FICA	T3	47004	5/4/2012	21.66
68533000	FICA	T3	47004	5/4/2012	62.58
68533000	FICA	T3	47004	5/4/2012	695.65
68533000	FICA	T3	47004	5/4/2012	2,035.74
68533000	FICA	T3	47004	5/4/2012	1,689.66
68533000	FICA	T3	47004	5/4/2012	1,335.72
68533000	FICA	T3	47004	5/4/2012	28.61
68533000	FICA	T3	47004	5/4/2012	824.80
68533000	FICA	T3	47004	5/4/2012	343.59
68533000	FICA	T3	47004	5/4/2012	536.51
68533000	FICA	T3	47004	5/4/2012	135.80
68533000	FICA	T3	47004	5/4/2012	76.07
68533000	FICA	T3	47004	5/4/2012	12.55

## Kentucky American Water Company

Case No. 2012-00520

Response to PSC DR1, Item 31

Account	Description	Doc Type	Document Number	Posting Date	Amount
68533000	FICA	T3	47038	5/4/2012	142.50
68535000	SUTA	T3	47004	5/4/2012	33.83
68535000	SUTA	T3	47004	5/4/2012	32.47
68535000	SUTA	T3	47004	5/4/2012	25.85
75820000	Othr Income Deductns	PS	43086438	5/4/2012	500.00
52542015	Forms CA	ST	31009298	5/5/2012	6.06
52562016	Off&Adm Supplies AG	ST	31009298	5/5/2012	36.22
52562016	Off&Adm Supplies AG	ST	31009298	5/5/2012	4.77
62002400	M&S Maint TD	ST	31009298	5/5/2012	0.88
40111000	Res Sales Billed	JE	31009435	5/7/2012	(137,974.19)
40111000	Res Sales Billed	JE	31009435	5/7/2012	(44.74)
40111000	Res Sales Billed	JE	31009435	5/7/2012	(61.53)
40121000	Com Sales Billed	JE	31009435	5/7/2012	(240,385.34)
40121000	Com Sales Billed	JE	31009435	5/7/2012	(0.89)
40131000	Ind Sales Billed	JE	31009435	5/7/2012	(9,626.27)
40145000	Priv Fire Billed	JE	31009435	5/7/2012	(6,108.62)
40151000	Publ Auth Billed	JE	31009435	5/7/2012	(79,107.46)
40161000	Sls/Rsle Billed	JE	31009435	5/7/2012	(91,037.42)
40211000	Dom WW Svc Billed	JE	31009435	5/7/2012	(64.07)
40310400	OthRev-NSF Ck Chrg	JE	31009435	5/7/2012	(132.00)
40310500	OthRev-Appl/InitFee	JE	31009435	5/7/2012	(1,820.00)
40310500	OthRev-Appl/InitFee	JE	31009435	5/7/2012	(234.00)
40310500	OthRev-Appl/InitFee	JE	31009435	5/7/2012	(26.00)
40310700	OthRev-Reconnct Fee	JE	31009435	5/7/2012	(2,444.00)
50456000	Tuition Aid	PS	43087398	5/7/2012	1,245.00
51010000	Purchased Water	PV	43087383	5/7/2012	3,023.36
51110000	Waste Disposal	EE	70011812	5/7/2012	1,100.98
51110000	Waste Disposal	EE	70011813	5/7/2012	1,137.12
51510012	Purchased Power P	EE	70011809	5/7/2012	2,334.51
51510013	Purchased Power WT	EE	70011807	5/7/2012	920.27
52514906	Cust Edu-Bill Insert	PV	43087984	5/7/2012	3,666.56
52532013	Electricity WT	EE	70011808	5/7/2012	11.15
52532013	Electricity WT	EE	70011815	5/7/2012	28.77
52532014	Electricity TD	EE	70011810	5/7/2012	20.46
52532014	Electricity TD	EE	70011811	5/7/2012	29.32
52532014	Electricity TD	EE	70011870	5/7/2012	26.77
52548014	Heating Oil/Gas TD	EE	70011814	5/7/2012	64.40
52562516	Overnight Shippng AG	PV	43087981	5/7/2012	23.92
52562516	Overnight Shippng AG	PV	43087981	5/7/2012	7.68
52571100	Add'l Security Costs	PV	43087976	5/7/2012	715.20
52571100	Add'l Security Costs	PV	43087980	5/7/2012	2,506.28
52571100	Add'l Security Costs	PV	43087986	5/7/2012	2,668.64
52585000	Discounts Available	PN	7956	5/7/2012	(49.86)
52585000	Discounts Available	PN	7956	5/7/2012	(19.56)
52585000	Discounts Available	PN	7956	5/7/2012	(166.21)
52585000	Discounts Available	PN	7956	5/7/2012	(120.89)
57010015	Uncoll Accts Exp CA	JE	31009435	5/7/2012	(441.67)
40111000	Res Sales Billed	JE	31009485	5/8/2012	(179,898.21)
40111000	Res Sales Billed	JE	31009485	5/8/2012	(5.64)
40111000	Res Sales Billed	JE	31009485	5/8/2012	(29.31)
40121000	Com Sales Billed	JE	31009485	5/8/2012	(67,295.59)
40131000	Ind Sales Billed	JE	31009485	5/8/2012	(422.81)
40145000	Priv Fire Billed	JE	31009485	5/8/2012	(2,308.09)

Kentucky American Water Company  
Case No. 2012-00520  
Response to PSC DR1, Item 31

Account	Description	Doc Type	Document Number	Posting Date	Amount
40151000	Publ Auth Billed	JE	31009485	5/8/2012	(6,558.97)
40171000	Misc Sales Billed	JE	31009485	5/8/2012	(1.69)
40211000	Dom WW Svc Billed	JE	31009485	5/8/2012	(27.66)
40221000	Com WW Svc Billed	JE	31009485	5/8/2012	(108.74)
40310400	OthRev-NSF Ck Chrg	JE	31009485	5/8/2012	(60.00)
40310400	OthRev-NSF Ck Chrg	JE	31009485	5/8/2012	(12.00)
40310500	OthRev-Appl/InitFee	JE	31009485	5/8/2012	(3,848.00)
40310500	OthRev-Appl/InitFee	JE	31009485	5/8/2012	(52.00)
40310700	OthRev-Reconnct Fee	JE	31009485	5/8/2012	(3,458.00)
50510000	PBOP Expense	JE	103	5/8/2012	(3,730.00)
51510012	Purchased Power P	EE	70012039	5/8/2012	7,952.25
51510013	Purchased Power WT	EE	70012037	5/8/2012	164,390.77
51510013	Purchased Power WT	PS	43088232	5/8/2012	6,380.62
51510013	Purchased Power WT	PS	43088232	5/8/2012	870.08
52548016	Heating Oil/Gas AG	EE	70012038	5/8/2012	491.23
52574015	Telephone CA	TC	31009363	5/8/2012	63.95
52574116	Cell Phone AG	TC	31009439	5/8/2012	102.88
52585000	Discounts Available	PN	7961	5/8/2012	(79.30)
53150016	Contr Svc-Other AG	TC	31009371	5/8/2012	211.60
57010015	Uncoll Accts Exp CA	JE	31009485	5/8/2012	(3.28)
57010015	Uncoll Accts Exp CA	JE	31009485	5/8/2012	(179.20)
68520100	Tax Discounts	PS	43088232	5/8/2012	(1,155.68)
68520100	Tax Discounts	PS	43088232	5/8/2012	0.04
40111000	Res Sales Billed	JE	31010970	5/9/2012	(116,108.80)
40111000	Res Sales Billed	JE	31010970	5/9/2012	(60.88)
40111000	Res Sales Billed	JE	31010970	5/9/2012	(13.88)
40121000	Com Sales Billed	JE	31010970	5/9/2012	(28,858.52)
40121000	Com Sales Billed	JE	31010970	5/9/2012	(579.75)
40121000	Com Sales Billed	JE	31010970	5/9/2012	(2,398.50)
40131000	Ind Sales Billed	JE	31010970	5/9/2012	(3,563.26)
40145000	Priv Fire Billed	JE	31010970	5/9/2012	(4,033.81)
40151000	Publ Auth Billed	JE	31010970	5/9/2012	(1,592.62)
40171000	Misc Sales Billed	JE	31010970	5/9/2012	(12.53)
40211000	Dom WW Svc Billed	JE	31010970	5/9/2012	(99.47)
40310300	OthRev-CFO	RI	10178694	5/9/2012	(135,841.36)
40310300	OthRev-CFO	RI	10178695	5/9/2012	(189.60)
40310400	OthRev-NSF Ck Chrg	JE	31010970	5/9/2012	(144.00)
40310500	OthRev-Appl/InitFee	JE	31010970	5/9/2012	(1,612.00)
40310500	OthRev-Appl/InitFee	JE	31010970	5/9/2012	(208.00)
40310700	OthRev-Reconnct Fee	JE	31010970	5/9/2012	(2,158.00)
40310700	OthRev-Reconnct Fee	JE	31010970	5/9/2012	(26.00)
51510012	Purchased Power P	EE	70012259	5/9/2012	596.79
51510012	Purchased Power P	EE	70012277	5/9/2012	2,613.00
51510012	Purchased Power P	EE	70012348	5/9/2012	32.58
51510013	Purchased Power WT	EE	70012273	5/9/2012	3,238.29
51510013	Purchased Power WT	EE	70012274	5/9/2012	19,303.95
51510013	Purchased Power WT	EE	70012279	5/9/2012	4,018.10
51510013	Purchased Power WT	EE	70012349	5/9/2012	7,717.55
51510013	Purchased Power WT	PS	43088800	5/9/2012	3,190.31
51510013	Purchased Power WT	PS	43088800	5/9/2012	435.04
52001300	M&S Oper WT	CC	31009865	5/9/2012	33.41
52001300	M&S Oper WT	CC	31009976	5/9/2012	162.46
52001300	M&S Oper WT	CC	31010016	5/9/2012	481.65

## Kentucky American Water Company

Case No. 2012-00520

Response to PSC DR1, Item 31

Account	Description	Doc Type	Document Number	Posting Date	Amount
52001300	M&S Oper WT	CC	31010295	5/9/2012	39.54
52001300	M&S Oper WT	CC	31010524	5/9/2012	8.54
52001400	M&S Oper TD	CC	31010404	5/9/2012	24.34
52001400	M&S Oper TD	CC	31010579	5/9/2012	11.43
52514906	Cust Edu-Bill Insert	ST	31009476	5/9/2012	219.99
52532013	Electricity WT	EE	70012275	5/9/2012	11.15
52532013	Electricity WT	EE	70012278	5/9/2012	20.87
52532014	Electricity TD	EE	70012276	5/9/2012	27.04
52532014	Electricity TD	EE	70012281	5/9/2012	1,011.78
52532014	Electricity TD	EE	70012283	5/9/2012	32.17
52532016	Electricity AG	EE	70012280	5/9/2012	5,380.83
52534000	Employee Expenses	CC	31010618	5/9/2012	50.00
52534200	Conferences & Reg	CC	31010523	5/9/2012	20.00
52534200	Conferences & Reg	CC	31010523	5/9/2012	60.00
52548014	Heating Oil/Gas TD	EE	70012272	5/9/2012	301.33
52548014	Heating Oil/Gas TD	EE	70012282	5/9/2012	29.93
52554500	Lab Supplies	CC	31010016	5/9/2012	202.29
52554500	Lab Supplies	CC	31010273	5/9/2012	32.43
52562013	Off&Adm Supplies WT	CC	31010619	5/9/2012	22.09
52562013	Off&Adm Supplies WT	CC	31010619	5/9/2012	40.20
52582013	Uniforms WT	CC	31010392	5/9/2012	144.04
52582013	Uniforms WT	CC	31010393	5/9/2012	55.44
52582013	Uniforms WT	CC	31010524	5/9/2012	160.31
57010015	Uncoll Accts Exp CA	JE	31010970	5/9/2012	(184.56)
62002100	M&S Maint SS	CC	31009811	5/9/2012	15.89
62002100	M&S Maint SS	CC	31010019	5/9/2012	306.55
62002300	M&S Maint WT	CC	31009902	5/9/2012	144.14
62002300	M&S Maint WT	CC	31010003	5/9/2012	134.82
62002300	M&S Maint WT	CC	31010004	5/9/2012	173.20
62002300	M&S Maint WT	CC	31010508	5/9/2012	31.21
62002300	M&S Maint WT	CC	31010509	5/9/2012	24.56
62002300	M&S Maint WT	CC	31010510	5/9/2012	135.95
62002300	M&S Maint WT	CC	31010525	5/9/2012	190.24
62002300	M&S Maint WT	CC	31010602	5/9/2012	92.50
62002300	M&S Maint WT	CC	31010644	5/9/2012	123.61
62002300	M&S Maint WT	CC	31010726	5/9/2012	128.37
62002300	M&S Maint WT	CC	31010727	5/9/2012	84.61
62002300	M&S Maint WT	CC	31010728	5/9/2012	147.39
62002300	M&S Maint WT	CC	31010734	5/9/2012	260.00
62002400	M&S Maint TD	CC	31010647	5/9/2012	391.95
40111000	Res Sales Billed	JE	31013544	5/10/2012	(124,830.83)
40111000	Res Sales Billed	JE	31013544	5/10/2012	(13,343.94)
40111000	Res Sales Billed	JE	31013544	5/10/2012	(6.35)
40111000	Res Sales Billed	JE	31013544	5/10/2012	(14.18)
40121000	Com Sales Billed	JE	31013544	5/10/2012	(60,927.62)
40121000	Com Sales Billed	JE	31013544	5/10/2012	(280.30)
40145000	Priv Fire Billed	JE	31013544	5/10/2012	(8,351.47)
40151000	Publ Auth Billed	JE	31013544	5/10/2012	(70,202.97)
40151000	Publ Auth Billed	JE	31013544	5/10/2012	(1,206.95)
40171000	Misc Sales Billed	JE	31013544	5/10/2012	(1.69)
40211000	Dom WW Svc Billed	JE	31013544	5/10/2012	(14.53)
40211000	Dom WW Svc Billed	JE	31013544	5/10/2012	(6.32)
40221000	Com WW Svc Billed	JE	31013544	5/10/2012	(1,295.14)



## Kentucky American Water Company

Case No. 2012-00520

Response to PSC DR1, Item 31

Account	Description	Doc Type	Document Number	Posting Date	Amount
40310300	OthRev-CFO	PS	43089114	5/10/2012	(383.96)
40310300	OthRev-CFO	PS	43089115	5/10/2012	(200.00)
40310400	OthRev-NSF Ck Chrg	JE	31013544	5/10/2012	(120.00)
40310400	OthRev-NSF Ck Chrg	JE	31013544	5/10/2012	(12.00)
40310500	OthRev-Appl/InitFee	JE	31013544	5/10/2012	(2,340.00)
40310500	OthRev-Appl/InitFee	JE	31013544	5/10/2012	(182.00)
40310500	OthRev-Appl/InitFee	JE	31013544	5/10/2012	(104.00)
40310700	OthRev-Reconnct Fee	JE	31013544	5/10/2012	(1,820.00)
40310700	OthRev-Reconnct Fee	JE	31013544	5/10/2012	(208.00)
50101400	Labor Oper TD	PV	43089056	5/10/2012	56.14
50550000	Group Insur Expense	PS	43089098	5/10/2012	166,104.32
51510014	Purchased Power TD	EE	70012616	5/10/2012	24.31
52001300	M&S Oper WT	PV	43089059	5/10/2012	643.55
52001300	M&S Oper WT	PV	43089065	5/10/2012	294.74
52501600	Misc Oper AG	PS	43089242	5/10/2012	1,500.00
52503000	Advertising	PV	43089076	5/10/2012	43.09
52550016	Janitorial AG	PV	43089071	5/10/2012	300.00
52562516	Overnight Shippng AG	PV	43089052	5/10/2012	140.26
52574015	Telephone CA	TC	31010838	5/10/2012	49.47
52574015	Telephone CA	TC	31010932	5/10/2012	1,106.09
52574114	Cell Phone TD	TC	31010977	5/10/2012	720.32
52574114	Cell Phone TD	TC	31010977	5/10/2012	276.03
52574114	Cell Phone TD	TC	31010977	5/10/2012	47.36
52574116	Cell Phone AG	TC	31010977	5/10/2012	(0.07)
52574116	Cell Phone AG	TC	31010977	5/10/2012	47.41
52574116	Cell Phone AG	TC	31010977	5/10/2012	615.49
52574116	Cell Phone AG	TC	31010977	5/10/2012	95.06
52578011	Trash Removal SS	PV	43089053	5/10/2012	359.08
52578011	Trash Removal SS	PV	43089064	5/10/2012	247.89
53150013	Contr Svc-Other WT	PV	43089066	5/10/2012	50.00
53150013	Contr Svc-Other WT	PV	43089068	5/10/2012	50.00
53150013	Contr Svc-Other WT	PV	43089069	5/10/2012	50.00
53150014	Contr Svc-Other TD	PV	43089049	5/10/2012	315.00
53150014	Contr Svc-Other TD	PV	43089067	5/10/2012	84.00
53150014	Contr Svc-Other TD	PV	43089068	5/10/2012	20.00
53150014	Contr Svc-Other TD	PV	43089068	5/10/2012	419.00
53150016	Contr Svc-Other AG	PV	43089072	5/10/2012	28.42
53150016	Contr Svc-Other AG	PV	43089077	5/10/2012	312.90
57010015	Uncoll Accts Exp CA	JE	31013544	5/10/2012	(35.43)
57010015	Uncoll Accts Exp CA	JE	31013544	5/10/2012	(538.46)
62002300	M&S Maint WT	PV	43089058	5/10/2012	2,100.19
62002300	M&S Maint WT	PV	43089061	5/10/2012	172.71
62002300	M&S Maint WT	PV	43089062	5/10/2012	1,447.00
62002400	M&S Maint TD	PV	43089049	5/10/2012	504.14
62002400	M&S Maint TD	PV	43089067	5/10/2012	84.00
62002400	M&S Maint TD	PV	43089067	5/10/2012	343.67
62002400	M&S Maint TD	IR	730114	5/10/2012	(57.41)
62002400	M&S Maint TD	IR	730114	5/10/2012	(24.01)
62002400	M&S Maint TD	IR	730114	5/10/2012	(37.72)
62002400	M&S Maint TD	IR	730114	5/10/2012	(24.31)
62002400	M&S Maint TD	IR	730114	5/10/2012	(22.04)
62502600	Misc Maint AG	PV	43089078	5/10/2012	1,188.00
63150026	Contr Svc-Maint AG	PV	43089070	5/10/2012	287.00

## Kentucky American Water Company

Case No. 2012-00520

Response to PSC DR1, Item 31

Account	Description	Doc Type	Document Number	Posting Date	Amount
75820000	Othr Income Deductns	PS	43089112	5/10/2012	500.00
75820000	Othr Income Deductns	PS	43089240	5/10/2012	500.00
75820000	Othr Income Deductns	PS	43089241	5/10/2012	500.00
40111000	Res Sales Billed	JE	31013593	5/11/2012	(211,511.79)
40111000	Res Sales Billed	JE	31013593	5/11/2012	(9,587.15)
40111000	Res Sales Billed	JE	31013593	5/11/2012	(13,272.04)
40121000	Com Sales Billed	JE	31013593	5/11/2012	(63,688.73)
40121000	Com Sales Billed	JE	31013593	5/11/2012	(42.84)
40121000	Com Sales Billed	JE	31013593	5/11/2012	(855.60)
40145000	Priv Fire Billed	JE	31013593	5/11/2012	(6,182.39)
40151000	Publ Auth Billed	JE	31013593	5/11/2012	(499.64)
40151000	Publ Auth Billed	JE	31013593	5/11/2012	(567.51)
40151000	Publ Auth Billed	JE	31013593	5/11/2012	(153.33)
40161000	Sls/Rsle Billed	JE	31013593	5/11/2012	(263.78)
40171000	Misc Sales Billed	JE	31013593	5/11/2012	(12.53)
40211000	Dom WW Svc Billed	JE	31013593	5/11/2012	(77.83)
40221000	Com WW Svc Billed	JE	31013593	5/11/2012	(268.69)
40251000	PubAuth WW Billed	JE	31013593	5/11/2012	(413.19)
40310400	OthRev-NSF Ck Chrg	JE	31013593	5/11/2012	(96.00)
40310500	OthRev-Appl/InitFee	JE	31013593	5/11/2012	(2,366.00)
40310500	OthRev-Appl/InitFee	JE	31013593	5/11/2012	(364.00)
40310500	OthRev-Appl/InitFee	JE	31013593	5/11/2012	(104.00)
40310500	OthRev-Appl/InitFee	JE	31013593	5/11/2012	(130.00)
40310700	OthRev-Reconnct Fee	JE	31013593	5/11/2012	(3,068.00)
40310700	OthRev-Reconnct Fee	JE	31013593	5/11/2012	(52.00)
40310700	OthRev-Reconnct Fee	JE	31013593	5/11/2012	(156.00)
50457000	Training	CC	31012304	5/11/2012	236.25
51010000	Purchased Water	CC	31013541	5/11/2012	1,107.80
52001300	M&S Oper WT	CC	31011703	5/11/2012	39.42
52001300	M&S Oper WT	CC	31011722	5/11/2012	38.56
52001300	M&S Oper WT	CC	31011853	5/11/2012	421.08
52001300	M&S Oper WT	CC	31012744	5/11/2012	29.64
52001300	M&S Oper WT	CC	31012924	5/11/2012	54.33
52001300	M&S Oper WT	CC	31013333	5/11/2012	8.54
52001300	M&S Oper WT	CC	31013536	5/11/2012	99.81
52001400	M&S Oper TD	CC	31011847	5/11/2012	15.89
52001400	M&S Oper TD	CC	31012543	5/11/2012	10.78
52001400	M&S Oper TD	CC	31013302	5/11/2012	78.84
52001600	M&S Oper AG	CC	31011456	5/11/2012	550.00
52001600	M&S Oper AG	CC	31013381	5/11/2012	67.45
52001600	M&S Oper AG	CC	31013382	5/11/2012	31.79
52001600	M&S Oper AG	CC	31013402	5/11/2012	11.00
52501300	Misc Oper WT	CC	31011704	5/11/2012	19.91
52501300	Misc Oper WT	CC	31012300	5/11/2012	38.40
52501300	Misc Oper WT	CC	31012301	5/11/2012	38.88
52501300	Misc Oper WT	CC	31012448	5/11/2012	34.97
52501300	Misc Oper WT	CC	31012449	5/11/2012	17.94
52501300	Misc Oper WT	CC	31012768	5/11/2012	31.79
52501300	Misc Oper WT	CC	31012870	5/11/2012	11.65
52501300	Misc Oper WT	CC	31013537	5/11/2012	42.39
52501600	Misc Oper AG	CC	31012931	5/11/2012	12.87
52501600	Misc Oper AG	CC	31013226	5/11/2012	125.70
52501600	Misc Oper AG	CC	31013376	5/11/2012	186.13

## Kentucky American Water Company

Case No. 2012-00520

Response to PSC DR1, Item 31

Account	Description	Doc Type	Document Number	Posting Date	Amount
52501600	Misc Oper AG	CC	31013377	5/11/2012	38.16
52534000	Employee Expenses	CC	31012088	5/11/2012	484.53
52534000	Employee Expenses	CC	31013110	5/11/2012	50.00
52535000	Meals Deductible	CC	31011359	5/11/2012	8.98
52535000	Meals Deductible	CC	31011642	5/11/2012	8.67
52535000	Meals Deductible	CC	31011643	5/11/2012	8.35
52535000	Meals Deductible	CC	31011656	5/11/2012	8.20
52535000	Meals Deductible	CC	31011712	5/11/2012	11.00
52535000	Meals Deductible	CC	31011713	5/11/2012	7.42
52535000	Meals Deductible	CC	31011827	5/11/2012	6.30
52535000	Meals Deductible	CC	31011946	5/11/2012	21.75
52535000	Meals Deductible	CC	31011947	5/11/2012	9.09
52535000	Meals Deductible	CC	31011982	5/11/2012	7.63
52535000	Meals Deductible	CC	31011983	5/11/2012	9.75
52535000	Meals Deductible	CC	31012218	5/11/2012	7.36
52535000	Meals Deductible	CC	31012230	5/11/2012	69.53
52535000	Meals Deductible	CC	31012316	5/11/2012	47.72
52535000	Meals Deductible	CC	31012450	5/11/2012	17.42
52535000	Meals Deductible	CC	31013111	5/11/2012	23.06
52535000	Meals Deductible	CC	31013488	5/11/2012	82.07
52550013	Janitorial WT	CC	31012790	5/11/2012	242.82
52562013	Off&Adm Supplies WT	CC	31012156	5/11/2012	116.61
52562013	Off&Adm Supplies WT	CC	31013509	5/11/2012	48.29
52582013	Uniforms WT	CC	31012725	5/11/2012	127.07
52582013	Uniforms WT	CC	31012869	5/11/2012	100.00
52582013	Uniforms WT	CC	31013220	5/11/2012	89.56
52582013	Uniforms WT	CC	31013221	5/11/2012	55.44
52582013	Uniforms WT	CC	31013333	5/11/2012	46.98
52585000	Discounts Available	PK	62065626	5/11/2012	(15.35)
53150015	Contr Svc-Other CA	CC	31011964	5/11/2012	19.95
53151015	Contr Svc-Temp EE CA	PV	43089812	5/11/2012	908.38
53151015	Contr Svc-Temp EE CA	PV	43089813	5/11/2012	451.50
53151015	Contr Svc-Temp EE CA	PV	43089814	5/11/2012	634.25
53151015	Contr Svc-Temp EE CA	PV	43089815	5/11/2012	829.47
53151015	Contr Svc-Temp EE CA	PV	43089816	5/11/2012	834.85
53151015	Contr Svc-Temp EE CA	PV	43089817	5/11/2012	489.77
53151015	Contr Svc-Temp EE CA	PV	43089819	5/11/2012	451.50
53151015	Contr Svc-Temp EE CA	PV	43089820	5/11/2012	928.05
53151015	Contr Svc-Temp EE CA	PV	43089821	5/11/2012	1,800.63
55000016	Trans Oper AG	CC	31011518	5/11/2012	8.00
55000016	Trans Oper AG	CC	31011848	5/11/2012	8.00
55000016	Trans Oper AG	CC	31012217	5/11/2012	12.00
55000016	Trans Oper AG	CC	31012231	5/11/2012	42.39
57010015	Uncoll Accts Exp CA	JE	31013593	5/11/2012	(67.03)
57010015	Uncoll Accts Exp CA	JE	31013593	5/11/2012	(192.60)
62002100	M&S Maint SS	CC	31012350	5/11/2012	59.54
62002100	M&S Maint SS	CC	31012571	5/11/2012	83.06
62002100	M&S Maint SS	CC	31012855	5/11/2012	336.68
62002300	M&S Maint WT	CC	31011545	5/11/2012	1,115.46
62002300	M&S Maint WT	CC	31011671	5/11/2012	447.10
62002300	M&S Maint WT	CC	31012349	5/11/2012	162.83
62002300	M&S Maint WT	CC	31012542	5/11/2012	181.32
62002300	M&S Maint WT	CC	31012570	5/11/2012	189.31

Kentucky American Water Company  
Case No. 2012-00520  
Response to PSC DR1, Item 31

Account	Description	Doc Type	Document Number	Posting Date	Amount
75820000	Othr Income Deductns	CC	31013000	5/11/2012	20.09
75820000	Othr Income Deductns	CC	31013375	5/11/2012	32.23
50101400	Labor Oper TD	ST	31013563	5/12/2012	3.37
52001300	M&S Oper WT	ST	31013563	5/12/2012	38.61
62002400	M&S Maint TD	IR	730340	5/12/2012	(52.79)
62002400	M&S Maint TD	IR	730340	5/12/2012	(45.28)
62002400	M&S Maint TD	IR	730342	5/12/2012	(842.81)
62002400	M&S Maint TD	IR	730342	5/12/2012	(76.66)
62002400	M&S Maint TD	IR	730344	5/12/2012	(37.72)
50101300	Labor Oper WT	T2	47168	5/13/2012	887.00
50101300	Labor Oper WT	T2	47168	5/13/2012	728.96
50101300	Labor Oper WT	T2	47168	5/13/2012	14,268.39
50101300	Labor Oper WT	T2	47168	5/13/2012	14,311.60
50101300	Labor Oper WT	T2	47168	5/13/2012	9,847.92
50101305	Labor Oper WT SupEng	T2	47168	5/13/2012	8,148.77
50101305	Labor Oper WT SupEng	T2	47168	5/13/2012	1,432.92
50101305	Labor Oper WT SupEng	T2	47168	5/13/2012	9,786.23
50101305	Labor Oper WT SupEng	T2	47168	5/13/2012	3,107.58
50101305	Labor Oper WT SupEng	T2	47168	5/13/2012	2,801.30
50101305	Labor Oper WT SupEng	T2	47168	5/13/2012	4,182.58
50101305	Labor Oper WT SupEng	T2	47168	5/13/2012	236.55
50101305	Labor Oper WT SupEng	T2	47168	5/13/2012	7,615.88
50101305	Labor Oper WT SupEng	T2	47168	5/13/2012	129.94
50101400	Labor Oper TD	T2	47168	5/13/2012	32,351.16
50101400	Labor Oper TD	T2	47168	5/13/2012	1,554.53
50101400	Labor Oper TD	T2	47168	5/13/2012	308.58
50101400	Labor Oper TD	T2	47168	5/13/2012	900.22
50101400	Labor Oper TD	T2	47168	5/13/2012	2,128.99
50101400	Labor Oper TD	T2	47171	5/13/2012	10,687.50
50101405	Labor Oper TD SupEng	T2	47168	5/13/2012	1,607.70
50101405	Labor Oper TD SupEng	T2	47168	5/13/2012	470.95
50101405	Labor Oper TD SupEng	T2	47168	5/13/2012	1,820.69
50101405	Labor Oper TD SupEng	T2	47168	5/13/2012	969.39
50101415	Labor Oper TD Lines	T2	47168	5/13/2012	4,906.17
50101415	Labor Oper TD Lines	T2	47168	5/13/2012	1,141.98
50101415	Labor Oper TD Lines	T2	47168	5/13/2012	1,403.48
50101420	Labor Oper TD Meter	T2	47168	5/13/2012	21,889.87
50101500	Labor Oper CA	T2	47168	5/13/2012	148.45
50101500	Labor Oper CA	T2	47168	5/13/2012	492.69
50101510	Labor Oper CA MtrRd	T2	47168	5/13/2012	11,803.16
50101520	Labor Oper CA CstSrv	T2	47168	5/13/2012	2,359.42
50101600	Labor Oper AG	T2	47168	5/13/2012	18,046.33
50101600	Labor Oper AG	T2	47168	5/13/2012	1,064.36
50101600	Labor Oper AG	T2	47168	5/13/2012	4,344.59
50101600	Labor Oper AG	T2	47168	5/13/2012	7,871.52
50101600	Labor Oper AG	T2	47168	5/13/2012	0.00
50101600	Labor Oper AG	T2	47168	5/13/2012	315.38
50101600	Labor Oper AG	T2	47168	5/13/2012	574.29
50101600	Labor Oper AG	T2	47168	5/13/2012	2,598.20
50102200	Labor Maint P	T2	47168	5/13/2012	3,341.52
50102200	Labor Maint P	T2	47168	5/13/2012	1,179.36
50102300	Labor Maint WT	T2	47168	5/13/2012	982.80
50102300	Labor Maint WT	T2	47168	5/13/2012	1,965.60

Kentucky American Water Company  
Case No. 2012-00520  
Response to PSC DR1, Item 31

Account	Description	Doc Type	Document Number	Posting Date	Amount
50102400	Labor Maint TD	T2	47168	5/13/2012	2,259.25
50102410	Labor Mnt TD Str&Imp	T2	47168	5/13/2012	69.21
50102420	Labor Mnt TD Mains	T2	47168	5/13/2012	2,897.96
50102420	Labor Mnt TD Mains	T2	47168	5/13/2012	364.00
50102420	Labor Mnt TD Mains	T2	47168	5/13/2012	3,687.24
50102420	Labor Mnt TD Mains	T2	47168	5/13/2012	1,180.53
50102430	Labor Mnt TD Service	T2	47168	5/13/2012	8,017.66
50102430	Labor Mnt TD Service	T2	47168	5/13/2012	23.07
50102430	Labor Mnt TD Service	T2	47168	5/13/2012	410.73
50102430	Labor Mnt TD Service	T2	47168	5/13/2012	579.45
50102435	Labor Mnt TD Meter	T2	47168	5/13/2012	1,965.60
50102435	Labor Mnt TD Meter	T2	47168	5/13/2012	370.24
50102435	Labor Mnt TD Meter	T2	47168	5/13/2012	115.28
50102440	Labor Mnt TD Hydrant	T2	47168	5/13/2012	2,408.75
50102440	Labor Mnt TD Hydrant	T2	47168	5/13/2012	36.26
50102440	Labor Mnt TD Hydrant	T2	47168	5/13/2012	2,864.15
50111300	LaborOper NS OT WT	T2	47168	5/13/2012	64.31
50111300	LaborOper NS OT WT	T2	47168	5/13/2012	249.47
50111300	LaborOper NS OT WT	T2	47168	5/13/2012	33.26
50111300	LaborOper NS OT WT	T2	47168	5/13/2012	4,571.02
50111300	LaborOper NS OT WT	T2	47168	5/13/2012	546.81
50111300	LaborOper NS OT WT	T2	47168	5/13/2012	2,640.63
50111300	LaborOper NS OT WT	T2	47168	5/13/2012	35.36
50111305	LaborOperNS OT WT SE	T2	47168	5/13/2012	363.34
50111305	LaborOperNS OT WT SE	T2	47168	5/13/2012	359.78
50111305	LaborOperNS OT WT SE	T2	47168	5/13/2012	94.35
50111400	LaborOper NS OT TD	T2	47168	5/13/2012	189.11
50111400	LaborOper NS OT TD	T2	47168	5/13/2012	39.85
50111415	LaborOperNS OT TD Ln	T2	47168	5/13/2012	154.15
50111420	LaborOperNS OT TD Mt	T2	47168	5/13/2012	4,382.52
50111500	LaborOper NS OT CA	T2	47168	5/13/2012	63.18
50111510	LaborOperNS OT CA MR	T2	47168	5/13/2012	1,345.62
50111520	LaborOperNS OT CA CS	T2	47168	5/13/2012	106.43
50112200	LaborMaint NS OT P	T2	47168	5/13/2012	221.74
50112200	LaborMaint NS OT P	T2	47168	5/13/2012	245.70
50112300	LaborMaint NS OT WT	T2	47168	5/13/2012	37.46
50112400	LaborMaint NS OT TD	T2	47168	5/13/2012	49.23
50112420	LaborMaintNSOT TD Mn	T2	47168	5/13/2012	185.73
50112420	LaborMaintNSOT TD Mn	T2	47168	5/13/2012	375.33
50112430	LaborMaintNSOT TD Sv	T2	47168	5/13/2012	169.05
50112430	LaborMaintNSOT TD Sv	T2	47168	5/13/2012	303.17
50112435	LaborMaintNSOT TD Mt	T2	47168	5/13/2012	18.43
50112440	LaborMaintNSOT TD Hy	T2	47168	5/13/2012	168.56
50171000	Annual Incent Plan	T3	47169	5/13/2012	3,768.09
50171000	Annual Incent Plan	T3	47169	5/13/2012	775.37
50171000	Annual Incent Plan	T3	47169	5/13/2012	212.87
50171000	Annual Incent Plan	T3	47169	5/13/2012	271.37
50171000	Annual Incent Plan	T3	47169	5/13/2012	692.72
50171000	Annual Incent Plan	T3	47169	5/13/2012	1,463.30
50171000	Annual Incent Plan	T3	47169	5/13/2012	2,407.71
50171000	Annual Incent Plan	T3	47169	5/13/2012	582.70
50171000	Annual Incent Plan	T3	47169	5/13/2012	257.25
50171000	Annual Incent Plan	T3	47169	5/13/2012	321.54

## Kentucky American Water Company

Case No. 2012-00520

Response to PSC DR1, Item 31

Account	Description	Doc Type	Document Number	Posting Date	Amount
50421000	401k Expense	T3	47169	5/13/2012	361.02
50421000	401k Expense	T3	47169	5/13/2012	42.57
50421000	401k Expense	T3	47169	5/13/2012	40.78
50421000	401k Expense	T3	47169	5/13/2012	206.33
50421000	401k Expense	T3	47169	5/13/2012	142.08
50421000	401k Expense	T3	47169	5/13/2012	1,567.56
50421000	401k Expense	T3	47169	5/13/2012	4.72
50421000	401k Expense	T3	47169	5/13/2012	1.45
50421000	401k Expense	T3	47169	5/13/2012	41.34
50421000	401k Expense	T3	47169	5/13/2012	157.22
50421000	401k Expense	T3	47169	5/13/2012	45.93
50421000	401k Expense	T3	47169	5/13/2012	49.05
50421000	401k Expense	T3	47169	5/13/2012	31.31
50421000	401k Expense	T3	47169	5/13/2012	0.23
50421000	401k Expense	T3	47169	5/13/2012	11.31
50421000	401k Expense	T3	47169	5/13/2012	9.25
50421000	401k Expense	T3	47169	5/13/2012	4.61
50421000	401k Expense	T3	47169	5/13/2012	7.72
50421000	401k Expense	T3	47169	5/13/2012	213.36
50421000	401k Expense	T3	47169	5/13/2012	275.55
50421000	401k Expense	T3	47169	5/13/2012	438.88
50421000	401k Expense	T3	47169	5/13/2012	321.37
50421000	401k Expense	T3	47169	5/13/2012	5.91
50421000	401k Expense	T3	47169	5/13/2012	167.81
50421000	401k Expense	T3	47169	5/13/2012	142.11
50421000	401k Expense	T3	47169	5/13/2012	82.55
50421000	401k Expense	T3	47169	5/13/2012	18.23
50421000	401k Expense	T3	47169	5/13/2012	18.22
50421000	401k Expense	T3	47169	5/13/2012	5.20
50422000	DCP Expense	T3	47169	5/13/2012	205.47
50422000	DCP Expense	T3	47169	5/13/2012	142.47
50422000	DCP Expense	T3	47169	5/13/2012	211.18
50422000	DCP Expense	T3	47169	5/13/2012	475.46
50422000	DCP Expense	T3	47169	5/13/2012	82.06
50422000	DCP Expense	T3	47169	5/13/2012	2,190.79
50422000	DCP Expense	T3	47169	5/13/2012	18.62
50422000	DCP Expense	T3	47169	5/13/2012	9.52
50422000	DCP Expense	T3	47169	5/13/2012	48.45
50422000	DCP Expense	T3	47169	5/13/2012	193.80
50422000	DCP Expense	T3	47169	5/13/2012	190.96
50422000	DCP Expense	T3	47169	5/13/2012	82.07
50422000	DCP Expense	T3	47169	5/13/2012	44.82
50422000	DCP Expense	T3	47169	5/13/2012	2.42
50422000	DCP Expense	T3	47169	5/13/2012	37.54
50422000	DCP Expense	T3	47169	5/13/2012	15.13
50422000	DCP Expense	T3	47169	5/13/2012	103.99
50422000	DCP Expense	T3	47169	5/13/2012	417.88
50422000	DCP Expense	T3	47169	5/13/2012	586.34
50422000	DCP Expense	T3	47169	5/13/2012	542.01
50422000	DCP Expense	T3	47169	5/13/2012	182.48
50422000	DCP Expense	T3	47169	5/13/2012	84.41
50422000	DCP Expense	T3	47169	5/13/2012	112.03
50422000	DCP Expense	T3	47169	5/13/2012	21.10

## Kentucky American Water Company

Case No. 2012-00520

Response to PSC DR1, Item 31

Account	Description	Doc Type	Document Number	Posting Date	Amount
50422000	DCP Expense	T3	47169	5/13/2012	21.10
50510100	PBOP Cap Credits	T3	47169	5/13/2012	18,693.25
50510100	PBOP Cap Credits	T3	47169	5/13/2012	47.70
50510100	PBOP Cap Credits	T3	47169	5/13/2012	171.28
50510100	PBOP Cap Credits	T3	47169	5/13/2012	126.18
50510100	PBOP Cap Credits	T3	47169	5/13/2012	160.67
50510100	PBOP Cap Credits	T3	47169	5/13/2012	12.90
50510100	PBOP Cap Credits	T3	47169	5/13/2012	58.13
50510100	PBOP Cap Credits	T3	47169	5/13/2012	48.44
50550000	Group Insur Expense	T3	47169	5/13/2012	18.13
50550000	Group Insur Expense	T3	47169	5/13/2012	54.56
50550000	Group Insur Expense	T3	47169	5/13/2012	922.04
50550000	Group Insur Expense	T3	47169	5/13/2012	3.94
50550000	Group Insur Expense	T3	47169	5/13/2012	17.21
50550000	Group Insur Expense	T3	47169	5/13/2012	34.00
50550000	Group Insur Expense	T3	47169	5/13/2012	704.88
50550000	Group Insur Expense	T3	47169	5/13/2012	222.88
50550000	Group Insur Expense	T3	47169	5/13/2012	569.89
50550000	Group Insur Expense	T3	47169	5/13/2012	24.04
50550000	Group Insur Expense	T3	47169	5/13/2012	128.47
50550100	Group Ins Cap Creds	T3	47169	5/13/2012	42,981.24
50550100	Group Ins Cap Creds	T3	47169	5/13/2012	106.55
50550100	Group Ins Cap Creds	T3	47169	5/13/2012	12.14
50550100	Group Ins Cap Creds	T3	47169	5/13/2012	344.05
50550100	Group Ins Cap Creds	T3	47169	5/13/2012	903.24
50550100	Group Ins Cap Creds	T3	47169	5/13/2012	570.94
50550100	Group Ins Cap Creds	T3	47169	5/13/2012	580.15
50550100	Group Ins Cap Creds	T3	47169	5/13/2012	188.32
50550100	Group Ins Cap Creds	T3	47169	5/13/2012	6.44
50550100	Group Ins Cap Creds	T3	47169	5/13/2012	115.93
50550100	Group Ins Cap Creds	T3	47169	5/13/2012	68.87
50550100	Group Ins Cap Creds	T3	47169	5/13/2012	34.30
50550100	Group Ins Cap Creds	T3	47169	5/13/2012	57.40
50550100	Group Ins Cap Creds	T3	47169	5/13/2012	268.95
50610100	Pension Cap Credits	T3	47169	5/13/2012	29,051.89
50610100	Pension Cap Credits	T3	47169	5/13/2012	74.13
50610100	Pension Cap Credits	T3	47169	5/13/2012	266.18
50610100	Pension Cap Credits	T3	47169	5/13/2012	196.08
50610100	Pension Cap Credits	T3	47169	5/13/2012	249.71
50610100	Pension Cap Credits	T3	47169	5/13/2012	20.05
50610100	Pension Cap Credits	T3	47169	5/13/2012	90.36
50610100	Pension Cap Credits	T3	47169	5/13/2012	75.29
52535000	Meals Deductible	T3	47169	5/13/2012	12.50
52535000	Meals Deductible	T3	47169	5/13/2012	7.50
52535000	Meals Deductible	T3	47169	5/13/2012	5.00
55000100	Trans Cap Credits	T3	47169	5/13/2012	1,273.47
55000100	Trans Cap Credits	T3	47169	5/13/2012	44.95
55000100	Trans Cap Credits	T3	47169	5/13/2012	37.78
55000100	Trans Cap Credits	T3	47169	5/13/2012	308.47
55000100	Trans Cap Credits	T3	47169	5/13/2012	563.44
55000100	Trans Cap Credits	T3	47169	5/13/2012	4,032.00
55000100	Trans Cap Credits	T3	47169	5/13/2012	102.66
55000100	Trans Cap Credits	T3	47169	5/13/2012	6,525.71

## Kentucky American Water Company

Case No. 2012-00520

Response to PSC DR1, Item 31

Account	Description	Doc Type	Document Number	Posting Date	Amount
55000100	Trans Cap Credits	T3	47169	5/13/2012	40.67
55000100	Trans Cap Credits	T3	47169	5/13/2012	4.63
55000100	Trans Cap Credits	T3	47169	5/13/2012	131.33
55000100	Trans Cap Credits	T3	47169	5/13/2012	344.79
55000100	Trans Cap Credits	T3	47169	5/13/2012	217.95
55000100	Trans Cap Credits	T3	47169	5/13/2012	221.46
55000100	Trans Cap Credits	T3	47169	5/13/2012	71.89
55000100	Trans Cap Credits	T3	47169	5/13/2012	2.46
55000100	Trans Cap Credits	T3	47169	5/13/2012	44.25
55000100	Trans Cap Credits	T3	47169	5/13/2012	26.26
55000100	Trans Cap Credits	T3	47169	5/13/2012	13.10
55000100	Trans Cap Credits	T3	47169	5/13/2012	21.91
55000100	Trans Cap Credits	T3	47169	5/13/2012	709.81
55000100	Trans Cap Credits	T3	47169	5/13/2012	1,290.96
55000100	Trans Cap Credits	T3	47169	5/13/2012	648.88
55000100	Trans Cap Credits	T3	47169	5/13/2012	398.21
55000100	Trans Cap Credits	T3	47169	5/13/2012	450.65
55000100	Trans Cap Credits	T3	47169	5/13/2012	122.57
55720100	Ins W/C Cap Credits	T3	47169	5/13/2012	4,390.63
55720100	Ins W/C Cap Credits	T3	47169	5/13/2012	10.89
55720100	Ins W/C Cap Credits	T3	47169	5/13/2012	1.24
55720100	Ins W/C Cap Credits	T3	47169	5/13/2012	35.14
55720100	Ins W/C Cap Credits	T3	47169	5/13/2012	92.24
55720100	Ins W/C Cap Credits	T3	47169	5/13/2012	58.33
55720100	Ins W/C Cap Credits	T3	47169	5/13/2012	59.27
55720100	Ins W/C Cap Credits	T3	47169	5/13/2012	19.23
55720100	Ins W/C Cap Credits	T3	47169	5/13/2012	0.66
55720100	Ins W/C Cap Credits	T3	47169	5/13/2012	11.84
55720100	Ins W/C Cap Credits	T3	47169	5/13/2012	7.03
55720100	Ins W/C Cap Credits	T3	47169	5/13/2012	3.50
55720100	Ins W/C Cap Credits	T3	47169	5/13/2012	5.87
55720100	Ins W/C Cap Credits	T3	47169	5/13/2012	27.47
68532000	FUTA	T3	47169	5/13/2012	13.51
68532000	FUTA	T3	47169	5/13/2012	13.13
68532000	FUTA	T3	47169	5/13/2012	11.88
68533000	FICA	T3	47169	5/13/2012	631.18
68533000	FICA	T3	47169	5/13/2012	77.56
68533000	FICA	T3	47169	5/13/2012	316.45
68533000	FICA	T3	47169	5/13/2012	570.95
68533000	FICA	T3	47169	5/13/2012	760.31
68533000	FICA	T3	47169	5/13/2012	103.30
68533000	FICA	T3	47169	5/13/2012	6,741.97
68533000	FICA	T3	47169	5/13/2012	26.44
68533000	FICA	T3	47169	5/13/2012	2.62
68533000	FICA	T3	47169	5/13/2012	117.70
68533000	FICA	T3	47169	5/13/2012	358.74
68533000	FICA	T3	47169	5/13/2012	206.77
68533000	FICA	T3	47169	5/13/2012	269.63
68533000	FICA	T3	47169	5/13/2012	84.17
68533000	FICA	T3	47169	5/13/2012	1.66
68533000	FICA	T3	47169	5/13/2012	30.29
68533000	FICA	T3	47169	5/13/2012	28.32
68533000	FICA	T3	47169	5/13/2012	8.59



## Kentucky American Water Company

Case No. 2012-00520

Response to PSC DR1, Item 31

Account	Description	Doc Type	Document Number	Posting Date	Amount
68533000	FICA	T3	47169	5/13/2012	23.62
68533000	FICA	T3	47169	5/13/2012	829.37
68533000	FICA	T3	47169	5/13/2012	2,030.02
68533000	FICA	T3	47169	5/13/2012	1,406.42
68533000	FICA	T3	47169	5/13/2012	1,280.66
68533000	FICA	T3	47169	5/13/2012	17.19
68533000	FICA	T3	47169	5/13/2012	626.50
68533000	FICA	T3	47169	5/13/2012	391.54
68533000	FICA	T3	47169	5/13/2012	423.02
68533000	FICA	T3	47169	5/13/2012	131.49
68533000	FICA	T3	47169	5/13/2012	70.47
68533000	FICA	T3	47169	5/13/2012	9.78
68533000	FICA	T3	47172	5/13/2012	817.59
68535000	SUTA	T3	47169	5/13/2012	33.47
68535000	SUTA	T3	47169	5/13/2012	32.31
68535000	SUTA	T3	47169	5/13/2012	4.39
68535000	SUTA	T3	47169	5/13/2012	27.73
71521000	M&J Expenses	T2	47168	5/13/2012	292.69
71521000	M&J Expenses	T2	47168	5/13/2012	198.21
71521000	M&J Expenses	T2	47168	5/13/2012	(18.41)
71521000	M&J Expenses	T2	47168	5/13/2012	202.28
71521000	M&J Expenses	T2	47168	5/13/2012	115.27
71521000	M&J Expenses	T2	47168	5/13/2012	85.84
71521000	M&J Expenses	T2	47168	5/13/2012	76.09
71521000	M&J Expenses	T2	47168	5/13/2012	202.98
71521000	M&J Expenses	T2	47168	5/13/2012	220.69
71521000	M&J Expenses	T2	47168	5/13/2012	184.89
71521000	M&J Expenses	T2	47168	5/13/2012	534.59
71521000	M&J Expenses	T2	47168	5/13/2012	555.82
71521000	M&J Expenses	T3	47169	5/13/2012	64.86
71521000	M&J Expenses	T3	47169	5/13/2012	66.55
71521000	M&J Expenses	T3	47169	5/13/2012	(3.26)
71521000	M&J Expenses	T3	47169	5/13/2012	54.61
71521000	M&J Expenses	T3	47169	5/13/2012	24.54
71521000	M&J Expenses	T3	47169	5/13/2012	20.91
71521000	M&J Expenses	T3	47169	5/13/2012	20.98
71521000	M&J Expenses	T3	47169	5/13/2012	40.26
71521000	M&J Expenses	T3	47169	5/13/2012	42.24
71521000	M&J Expenses	T3	47169	5/13/2012	75.21
71521000	M&J Expenses	T3	47169	5/13/2012	130.19
71521000	M&J Expenses	T3	47169	5/13/2012	157.06
71521000	M&J Expenses	T3	47169	5/13/2012	21.41
71521000	M&J Expenses	T3	47169	5/13/2012	14.37
71521000	M&J Expenses	T3	47169	5/13/2012	(1.31)
71521000	M&J Expenses	T3	47169	5/13/2012	14.71
71521000	M&J Expenses	T3	47169	5/13/2012	8.31
71521000	M&J Expenses	T3	47169	5/13/2012	6.21
71521000	M&J Expenses	T3	47169	5/13/2012	5.48
71521000	M&J Expenses	T3	47169	5/13/2012	14.66
71521000	M&J Expenses	T3	47169	5/13/2012	16.00
71521000	M&J Expenses	T3	47169	5/13/2012	13.51
71521000	M&J Expenses	T3	47169	5/13/2012	38.73
71521000	M&J Expenses	T3	47169	5/13/2012	40.62

Kentucky American Water Company  
Case No. 2012-00520  
Response to PSC DR1, Item 31

Account	Description	Doc Type	Document Number	Posting Date	Amount
40111000	Res Sales Billed	JE	31013770	5/14/2012	(108,454.36)
40111000	Res Sales Billed	JE	31013770	5/14/2012	(18.75)
40121000	Com Sales Billed	JE	31013770	5/14/2012	(55,636.44)
40121000	Com Sales Billed	JE	31013770	5/14/2012	(28.85)
40131000	Ind Sales Billed	JE	31013770	5/14/2012	(4,849.41)
40145000	Priv Fire Billed	JE	31013770	5/14/2012	(4,542.86)
40151000	Publ Auth Billed	JE	31013770	5/14/2012	(9,138.44)
40310400	OthRev-NSF Ck Chrg	JE	31013770	5/14/2012	(192.00)
40310500	OthRev-Appl/InitFee	JE	31013770	5/14/2012	(1,638.00)
40310500	OthRev-Appl/InitFee	JE	31013770	5/14/2012	(78.00)
40310700	OthRev-Reconnct Fee	JE	31013770	5/14/2012	(2,184.00)
51510013	Purchased Power WT	EE	70012987	5/14/2012	67.44
51510014	Purchased Power TD	EE	70012937	5/14/2012	75.00
52526000	Credit Line Fees	PS	43090537	5/14/2012	3,333.33
52526000	Credit Line Fees	PS	43090538	5/14/2012	3,333.33
52527000	Directors Fees	PS	43090536	5/14/2012	3,333.33
52532014	Electricity TD	EE	70012938	5/14/2012	20.65
52532014	Electricity TD	EE	70012986	5/14/2012	146.29
52585000	Discounts Available	PN	7973	5/14/2012	(105.38)
52585000	Discounts Available	PN	7973	5/14/2012	(14.82)
52585000	Discounts Available	PN	7973	5/14/2012	(6.87)
52585000	Discounts Available	PX	6920	5/14/2012	(191.92)
52585000	Discounts Available	PX	6920	5/14/2012	(55.18)
57010015	Uncoll Accts Exp CA	JE	31013770	5/14/2012	(1,583.73)
59021000	Gains/LossesUP Sales	RI	10179188	5/14/2012	(18,600.00)
40111000	Res Sales Billed	JE	31013828	5/15/2012	(125,861.27)
40111000	Res Sales Billed	JE	31013828	5/15/2012	(2.08)
40111000	Res Sales Billed	JE	31013828	5/15/2012	(13.18)
40111000	Res Sales Billed	JE	31013828	5/15/2012	(57.56)
40121000	Com Sales Billed	JE	31013828	5/15/2012	(49,391.46)
40145000	Priv Fire Billed	JE	31013828	5/15/2012	(4,697.80)
40151000	Publ Auth Billed	JE	31013828	5/15/2012	(7,188.61)
40211000	Dom WW Svc Billed	JE	31013828	5/15/2012	(41.50)
40211000	Dom WW Svc Billed	JE	31013828	5/15/2012	(7.48)
40310400	OthRev-NSF Ck Chrg	JE	31013828	5/15/2012	(24.00)
40310500	OthRev-Appl/InitFee	JE	31013828	5/15/2012	(2,262.00)
40310700	OthRev-Reconnct Fee	JE	31013828	5/15/2012	26.00
40310700	OthRev-Reconnct Fee	JE	31013828	5/15/2012	(3,250.00)
51510012	Purchased Power P	EE	70013169	5/15/2012	716.67
51510012	Purchased Power P	EE	70013173	5/15/2012	44.56
51510012	Purchased Power P	EE	70013221	5/15/2012	24.90
51510013	Purchased Power WT	EE	70013174	5/15/2012	2,388.57
51510013	Purchased Power WT	EE	70013177	5/15/2012	72.65
51510014	Purchased Power TD	EE	70013171	5/15/2012	42.42
51510014	Purchased Power TD	EE	70013175	5/15/2012	54.77
52532014	Electricity TD	EE	70013165	5/15/2012	150.36
52532014	Electricity TD	EE	70013167	5/15/2012	57.75
52532014	Electricity TD	EE	70013168	5/15/2012	56.10
52532014	Electricity TD	EE	70013170	5/15/2012	19.14
52532014	Electricity TD	EE	70013172	5/15/2012	70.02
52532014	Electricity TD	EE	70013176	5/15/2012	19.98
52532014	Electricity TD	EE	70013178	5/15/2012	42.95
52532016	Electricity AG	EE	70013166	5/15/2012	53.16

Kentucky American Water Company  
Case No. 2012-00520  
Response to PSC DR1, Item 31

Account	Description	Doc Type	Document Number	Posting Date	Amount
52549000	Injuries and Damages	PS	43091749	5/15/2012	4,000.00
52549000	Injuries and Damages	PS	43091750	5/15/2012	3,125.00
52549000	Injuries and Damages	PS	43094466	5/15/2012	10,687.50
52574016	Telephone AG	TC	31013723	5/15/2012	20.25
52585000	Discounts Available	PK	62065644	5/15/2012	(9.49)
53150015	Contr Svc-Other CA	TC	31013630	5/15/2012	14.95
55000016	Trans Oper AG	PS	43091748	5/15/2012	26.12
57010015	Uncoll Accts Exp CA	JE	31013828	5/15/2012	(9.16)
40111000	Res Sales Billed	JE	31014002	5/16/2012	(124,277.05)
40111000	Res Sales Billed	JE	31014002	5/16/2012	(46.58)
40121000	Com Sales Billed	JE	31014002	5/16/2012	(61,327.82)
40131000	Ind Sales Billed	JE	31014002	5/16/2012	(216.29)
40145000	Priv Fire Billed	JE	31014002	5/16/2012	(3,025.75)
40151000	Publ Auth Billed	JE	31014002	5/16/2012	(9,011.41)
40211000	Dom WW Svc Billed	JE	31014002	5/16/2012	(20.75)
40310400	OthRev-NSF Ck Chrg	JE	31014002	5/16/2012	(180.00)
40310400	OthRev-NSF Ck Chrg	JE	31014002	5/16/2012	(12.00)
40310500	OthRev-Appl/InitFee	JE	31014002	5/16/2012	(1,456.00)
40310500	OthRev-Appl/InitFee	JE	31014002	5/16/2012	(78.00)
40310700	OthRev-Reconnct Fee	JE	31014002	5/16/2012	(3,172.00)
51510012	Purchased Power P	EE	70013472	5/16/2012	40.99
51510012	Purchased Power P	EE	70013477	5/16/2012	151.61
51510012	Purchased Power P	EE	70013559	5/16/2012	20.67
51510013	Purchased Power WT	EE	70013504	5/16/2012	46,019.71
51510014	Purchased Power TD	EE	70013473	5/16/2012	92.02
51510014	Purchased Power TD	EE	70013475	5/16/2012	46.69
51510014	Purchased Power TD	EE	70013483	5/16/2012	19.41
51510014	Purchased Power TD	EE	70013486	5/16/2012	104.33
52501600	Misc Oper AG	PS	43092861	5/16/2012	9.00
52532014	Electricity TD	EE	70013474	5/16/2012	18.67
52532014	Electricity TD	EE	70013478	5/16/2012	435.98
52532014	Electricity TD	EE	70013479	5/16/2012	110.66
52532014	Electricity TD	EE	70013480	5/16/2012	37.66
52532014	Electricity TD	EE	70013481	5/16/2012	310.91
52532014	Electricity TD	EE	70013482	5/16/2012	49.38
52532014	Electricity TD	EE	70013484	5/16/2012	20.78
52532014	Electricity TD	EE	70013485	5/16/2012	20.33
52532014	Electricity TD	EE	70013558	5/16/2012	32.19
52532016	Electricity AG	EE	70013476	5/16/2012	174.73
52548014	Heating Oil/Gas TD	EE	70013316	5/16/2012	32.78
53150015	Contr Svc-Other CA	PV	43092580	5/16/2012	5,933.25
53155000	Contr Svc-Legal	PV	43092994	5/16/2012	671.09
57010015	Uncoll Accts Exp CA	JE	31014002	5/16/2012	(27.59)
57010015	Uncoll Accts Exp CA	JE	31014002	5/16/2012	(211.23)
62002400	M&S Maint TD	IR	730831	5/16/2012	(842.81)
62002400	M&S Maint TD	IR	730831	5/16/2012	(76.66)
62002400	M&S Maint TD	IR	730831	5/16/2012	(80.45)
62002400	M&S Maint TD	IR	730831	5/16/2012	(44.04)
62002400	M&S Maint TD	IR	730832	5/16/2012	(152.50)
62002400	M&S Maint TD	IR	730832	5/16/2012	(40.19)
62002400	M&S Maint TD	IR	730832	5/16/2012	(25.26)
62002400	M&S Maint TD	IR	730832	5/16/2012	(105.10)
62002400	M&S Maint TD	IR	730832	5/16/2012	(15.07)

## Kentucky American Water Company

Case No. 2012-00520

Response to PSC DR1, Item 31

Account	Description	Doc Type	Document Number	Posting Date	Amount
62002400	M&S Maint TD	IR	730833	5/16/2012	(80.45)
71521000	M&J Expenses	II	730838	5/16/2012	842.81
71521000	M&J Expenses	II	730838	5/16/2012	76.66
71521000	M&J Expenses	II	730838	5/16/2012	80.45
71521000	M&J Expenses	II	730838	5/16/2012	44.04
40111000	Res Sales Billed	JE	31014110	5/17/2012	(155,522.26)
40111000	Res Sales Billed	JE	31014110	5/17/2012	(18,308.89)
40111000	Res Sales Billed	JE	31014110	5/17/2012	(16.85)
40121000	Com Sales Billed	JE	31014110	5/17/2012	(139,155.42)
40121000	Com Sales Billed	JE	31014110	5/17/2012	(358.06)
40131000	Ind Sales Billed	JE	31014110	5/17/2012	(337.01)
40145000	Priv Fire Billed	JE	31014110	5/17/2012	(15,773.20)
40151000	Publ Auth Billed	JE	31014110	5/17/2012	(34,913.64)
40171000	Misc Sales Billed	JE	31014110	5/17/2012	(864.55)
40310400	OthRev-NSF Ck Chrg	JE	31014110	5/17/2012	(120.00)
40310500	OthRev-Appl/InitFee	JE	31014110	5/17/2012	(2,184.00)
40310500	OthRev-Appl/InitFee	JE	31014110	5/17/2012	(52.00)
40310500	OthRev-Appl/InitFee	JE	31014110	5/17/2012	(286.00)
40310700	OthRev-Reconnct Fee	JE	31014110	5/17/2012	(4,628.00)
40310700	OthRev-Reconnct Fee	JE	31014110	5/17/2012	(338.00)
52001600	M&S Oper AG	PV	43093676	5/17/2012	52.14
52501400	Misc Oper TD	TC	31013888	5/17/2012	92.20
52501400	Misc Oper TD	PD	43094098	5/17/2012	(127.56)
52501600	Misc Oper AG	PV	43093712	5/17/2012	1,781.08
52501600	Misc Oper AG	PV	43093713	5/17/2012	287.07
52503000	Advertising	PV	43093714	5/17/2012	274.80
52503000	Advertising	PV	43093715	5/17/2012	853.75
52514906	Cust Edu-Bill Insert	PV	43093675	5/17/2012	205.00
52542015	Forms CA	PV	43094351	5/17/2012	1,594.09
52542015	Forms CA	PV	43094523	5/17/2012	11,333.38
52566016	Postage AG	PV	43094387	5/17/2012	1,566.35
52574013	Telephone WT	TC	31013871	5/17/2012	409.33
52574015	Telephone CA	TC	31013871	5/17/2012	773.38
52574016	Telephone AG	TC	31013871	5/17/2012	797.55
52574016	Telephone AG	TC	31013888	5/17/2012	118.39
52574016	Telephone AG	TC	31013888	5/17/2012	46.48
52574016	Telephone AG	TC	31013888	5/17/2012	330.12
52574016	Telephone AG	TC	31013888	5/17/2012	61.60
52574016	Telephone AG	TC	31013905	5/17/2012	10.48
52578016	Trash Removal AG	PV	43094177	5/17/2012	132.55
53150016	Contr Svc-Other AG	PV	43093662	5/17/2012	3,840.00
53150016	Contr Svc-Other AG	PV	43093663	5/17/2012	3,118.12
57010015	Uncoll Accts Exp CA	JE	31014110	5/17/2012	(9,108.94)
57010016	Uncoll Accts Exp AG	RI	10179335	5/17/2012	(194.75)
63150026	Contr Svc-Maint AG	PV	43093700	5/17/2012	995.00
63150026	Contr Svc-Maint AG	PV	43093704	5/17/2012	196.44
63150026	Contr Svc-Maint AG	PV	43093706	5/17/2012	2,583.33
63150026	Contr Svc-Maint AG	PV	43093708	5/17/2012	1,135.83
63150026	Contr Svc-Maint AG	PV	43093710	5/17/2012	171.00
75840000	Lobbying Expenses	PV	43093678	5/17/2012	5,000.00
40111000	Res Sales Billed	JE	31014179	5/18/2012	(193,452.88)
40111000	Res Sales Billed	JE	31014179	5/18/2012	(10,259.59)
40121000	Com Sales Billed	JE	31014179	5/18/2012	(57,778.46)

## Kentucky American Water Company

Case No. 2012-00520

Response to PSC DR1, Item 31

Account	Description	Doc Type	Document Number	Posting Date	Amount
40121000	Com Sales Billed	JE	31014179	5/18/2012	(1,178.67)
40131000	Ind Sales Billed	JE	31014179	5/18/2012	(112.94)
40131000	Ind Sales Billed	JE	31014179	5/18/2012	(179.28)
40145000	Priv Fire Billed	JE	31014179	5/18/2012	(3,702.73)
40151000	Publ Auth Billed	JE	31014179	5/18/2012	(882.68)
40161000	Sls/Rsle Billed	JE	31014179	5/18/2012	(82.38)
40211000	Dom WW Svc Billed	JE	31014179	5/18/2012	(1,430.76)
40221000	Com WW Svc Billed	JE	31014179	5/18/2012	(373.11)
40231000	Ind WW Svc Billed	JE	31014179	5/18/2012	(47.98)
40310400	OthRev-NSF Ck Chrg	JE	31014179	5/18/2012	(60.00)
40310500	OthRev-Appl/InitFee	JE	31014179	5/18/2012	(1,066.00)
40310500	OthRev-Appl/InitFee	JE	31014179	5/18/2012	(832.00)
40310700	OthRev-Reconnct Fee	JE	31014179	5/18/2012	(1,872.00)
40310700	OthRev-Reconnct Fee	JE	31014179	5/18/2012	(364.00)
50510100	PBOP Cap Credits	T1	47167	5/18/2012	(24,140.37)
50550000	Group Insur Expense	T1	47167	5/18/2012	(13,756.90)
50550100	Group Ins Cap Creds	T1	47167	5/18/2012	(55,906.85)
50610100	Pension Cap Credits	T1	47167	5/18/2012	(37,517.47)
52001600	M&S Oper AG	ST	31014070	5/18/2012	3.13
52501600	Misc Oper AG	ST	31014070	5/18/2012	106.86
52503000	Advertising	ST	31014070	5/18/2012	51.23
52503000	Advertising	ST	31014081	5/18/2012	10.45
52514906	Cust Edu-Bill Insert	ST	31014070	5/18/2012	12.30
52585000	Discounts Available	PN	7987	5/18/2012	(2.27)
52585000	Discounts Available	PX	7023	5/18/2012	(220.92)
52585000	Discounts Available	PK	62065679	5/18/2012	(41.59)
52585000	Discounts Available	PK	62065680	5/18/2012	(19.26)
52585000	Discounts Available	PK	62065680	5/18/2012	(29.60)
52585000	Discounts Available	PK	62065680	5/18/2012	(49.33)
55000100	Trans Cap Credits	T1	47167	5/18/2012	(1,352.70)
55000100	Trans Cap Credits	T1	47167	5/18/2012	(1,337.35)
55000100	Trans Cap Credits	T1	47167	5/18/2012	(151.14)
55000100	Trans Cap Credits	T1	47167	5/18/2012	(347.06)
55000100	Trans Cap Credits	T1	47167	5/18/2012	(563.44)
55000100	Trans Cap Credits	T1	47167	5/18/2012	(4,287.29)
55000100	Trans Cap Credits	T1	47167	5/18/2012	(9,569.89)
55000100	Trans Cap Credits	T1	47167	5/18/2012	(709.81)
55000100	Trans Cap Credits	T1	47167	5/18/2012	(1,290.96)
55000100	Trans Cap Credits	T1	47167	5/18/2012	(648.88)
55000100	Trans Cap Credits	T1	47167	5/18/2012	(426.73)
55000100	Trans Cap Credits	T1	47167	5/18/2012	(533.02)
55000100	Trans Cap Credits	T1	47167	5/18/2012	(122.57)
55010300	Trans Lease Maint	PV	43094647	5/18/2012	32.69
55010300	Trans Lease Maint	PV	43094647	5/18/2012	9.05
55010300	Trans Lease Maint	PV	43094647	5/18/2012	19.45
55010300	Trans Lease Maint	PV	43094647	5/18/2012	9.25
55010300	Trans Lease Maint	PV	43094647	5/18/2012	5.00
55010300	Trans Lease Maint	PV	43094647	5/18/2012	5.00
55010300	Trans Lease Maint	PV	43094647	5/18/2012	95.17
55010300	Trans Lease Maint	PV	43094647	5/18/2012	146.25
55010300	Trans Lease Maint	PV	43094647	5/18/2012	5.00
55010300	Trans Lease Maint	PV	43094647	5/18/2012	9.25
55010300	Trans Lease Maint	PV	43094647	5/18/2012	1.00

Kentucky American Water Company

Case No. 2012-00520

Response to PSC DR1, Item 31

Account	Description	Doc Type	Document Number	Posting Date	Amount
55010300	Trans Lease Maint	PV	43094647	5/18/2012	1.00
55010300	Trans Lease Maint	PV	43094647	5/18/2012	1.00
55010300	Trans Lease Maint	PV	43094647	5/18/2012	1.00
55010300	Trans Lease Maint	PV	43094647	5/18/2012	1.00
55010300	Trans Lease Maint	PV	43094647	5/18/2012	1.00
55010300	Trans Lease Maint	PV	43094647	5/18/2012	1.00
55010300	Trans Lease Maint	PV	43094647	5/18/2012	1.00
55010300	Trans Lease Maint	PV	43094647	5/18/2012	5.00
55010300	Trans Lease Maint	PV	43094647	5/18/2012	5.00
55010300	Trans Lease Maint	PV	43094647	5/18/2012	5.00
55010300	Trans Lease Maint	PV	43094647	5/18/2012	1.00
55010300	Trans Lease Maint	PV	43094647	5/18/2012	1.00
55010300	Trans Lease Maint	PV	43094647	5/18/2012	1.00
55010300	Trans Lease Maint	PV	43094647	5/18/2012	1.00
55010300	Trans Lease Maint	PV	43094647	5/18/2012	1.00
55010300	Trans Lease Maint	PV	43094647	5/18/2012	1.00
55010300	Trans Lease Maint	PV	43094647	5/18/2012	1.00
55010300	Trans Lease Maint	PV	43094647	5/18/2012	1.00
55010300	Trans Lease Maint	PV	43094647	5/18/2012	1.00
55010300	Trans Lease Maint	PV	43094647	5/18/2012	1.00
55010300	Trans Lease Maint	PV	43094647	5/18/2012	1.00
55010300	Trans Lease Maint	PV	43094647	5/18/2012	1.00
55010300	Trans Lease Maint	PV	43094647	5/18/2012	1.00
55010300	Trans Lease Maint	PV	43094647	5/18/2012	1.00
55010300	Trans Lease Maint	PV	43094647	5/18/2012	1.00
55010300	Trans Lease Maint	PV	43094647	5/18/2012	1.00
55010300	Trans Lease Maint	PV	43094647	5/18/2012	1.00
55010300	Trans Lease Maint	PV	43094647	5/18/2012	1.00
55010300	Trans Lease Maint	PV	43094647	5/18/2012	1.00
55010300	Trans Lease Maint	PV	43094647	5/18/2012	1.00
55010300	Trans Lease Maint	PV	43094647	5/18/2012	5.00
55010300	Trans Lease Maint	PV	43094647	5/18/2012	15.42
55010300	Trans Lease Maint	PV	43094647	5/18/2012	16.59
55010300	Trans Lease Maint	PV	43094647	5/18/2012	17.33
55010300	Trans Lease Maint	PV	43094647	5/18/2012	17.22
55010300	Trans Lease Maint	PV	43094647	5/18/2012	17.25
55010300	Trans Lease Maint	PV	43094647	5/18/2012	108.34
55010300	Trans Lease Maint	PV	43094647	5/18/2012	56.56
55010300	Trans Lease Maint	PV	43094647	5/18/2012	40.55
55010300	Trans Lease Maint	PV	43094647	5/18/2012	77.48
55010300	Trans Lease Maint	PV	43094647	5/18/2012	87.05
55010300	Trans Lease Maint	PV	43094647	5/18/2012	15.90
55010300	Trans Lease Maint	PV	43094647	5/18/2012	15.91
55010300	Trans Lease Maint	PV	43094647	5/18/2012	15.91
55010300	Trans Lease Maint	PV	43094647	5/18/2012	57.37
55010300	Trans Lease Maint	PV	43094647	5/18/2012	16.52
55010300	Trans Lease Maint	PV	43094647	5/18/2012	19.04
55010300	Trans Lease Maint	PV	43094647	5/18/2012	132.99
55010300	Trans Lease Maint	PV	43094647	5/18/2012	18.94
55010300	Trans Lease Maint	PV	43094647	5/18/2012	15.98
55010300	Trans Lease Maint	PV	43094647	5/18/2012	117.83
55010300	Trans Lease Maint	PV	43094647	5/18/2012	15.98
55010300	Trans Lease Maint	PV	43094647	5/18/2012	14.56
55010300	Trans Lease Maint	PV	43094647	5/18/2012	14.56

## Kentucky American Water Company

Case No. 2012-00520

Response to PSC DR1, Item 31

Account	Description	Doc Type	Document Number	Posting Date	Amount
55010300	Trans Lease Maint	PV	43094647	5/18/2012	19.15
55010300	Trans Lease Maint	PV	43094647	5/18/2012	30.13
55010300	Trans Lease Maint	PV	43094647	5/18/2012	1.00
55010300	Trans Lease Maint	PV	43094647	5/18/2012	18.44
55010300	Trans Lease Maint	PV	43094647	5/18/2012	113.10
55010300	Trans Lease Maint	PV	43094647	5/18/2012	18.59
55010300	Trans Lease Maint	PV	43094647	5/18/2012	1.00
55010300	Trans Lease Maint	PV	43094647	5/18/2012	1.00
55010300	Trans Lease Maint	PV	43094647	5/18/2012	1.00
55010300	Trans Lease Maint	PV	43094647	5/18/2012	37.55
55010300	Trans Lease Maint	PV	43094647	5/18/2012	67.45
55010300	Trans Lease Maint	PV	43094647	5/18/2012	29.40
55010300	Trans Lease Maint	PV	43094647	5/18/2012	16.05
55010300	Trans Lease Maint	PV	43094647	5/18/2012	32.62
55010300	Trans Lease Maint	PV	43094647	5/18/2012	1.00
55010300	Trans Lease Maint	PV	43094647	5/18/2012	1.00
55010300	Trans Lease Maint	PV	43094647	5/18/2012	1.00
55010300	Trans Lease Maint	PV	43094647	5/18/2012	1.00
55010300	Trans Lease Maint	PV	43094647	5/18/2012	37.82
55010300	Trans Lease Maint	PV	43094647	5/18/2012	333.28
55010300	Trans Lease Maint	PV	43094647	5/18/2012	9.25
55010300	Trans Lease Maint	PV	43094647	5/18/2012	1,204.47
55010300	Trans Lease Maint	PV	43094647	5/18/2012	9.25
55010300	Trans Lease Maint	PV	43094647	5/18/2012	9.25
55010300	Trans Lease Maint	PV	43094647	5/18/2012	1.00
55010300	Trans Lease Maint	PV	43094647	5/18/2012	1.00
55010300	Trans Lease Maint	PV	43094647	5/18/2012	5.00
55010300	Trans Lease Maint	PV	43094647	5/18/2012	5.00
55010300	Trans Lease Maint	PV	43094647	5/18/2012	929.44
55010300	Trans Lease Maint	PV	43094647	5/18/2012	53.84
55010300	Trans Lease Maint	PV	43094647	5/18/2012	5.00
55010300	Trans Lease Maint	PV	43094647	5/18/2012	5.00
55010300	Trans Lease Maint	PV	43094647	5/18/2012	829.18
55010300	Trans Lease Maint	PV	43094647	5/18/2012	103.96
55010300	Trans Lease Maint	PV	43094647	5/18/2012	5.00
55010300	Trans Lease Maint	PV	43094647	5/18/2012	1.00
55010300	Trans Lease Maint	PV	43094647	5/18/2012	1.00
55010300	Trans Lease Maint	PV	43094647	5/18/2012	5.00
55010300	Trans Lease Maint	PV	43094647	5/18/2012	178.64
55010300	Trans Lease Maint	PV	43094647	5/18/2012	9.25
55010300	Trans Lease Maint	PV	43094647	5/18/2012	5.00
55010300	Trans Lease Maint	PV	43094647	5/18/2012	5.00
55010300	Trans Lease Maint	PV	43094647	5/18/2012	135.00
55010300	Trans Lease Maint	PV	43094647	5/18/2012	5.00
55010300	Trans Lease Maint	PV	43094647	5/18/2012	400.82
55010300	Trans Lease Maint	PV	43094647	5/18/2012	5.00
55010300	Trans Lease Maint	PV	43094647	5/18/2012	5.00
55010300	Trans Lease Maint	PV	43094647	5/18/2012	5.00
55010300	Trans Lease Maint	PV	43094647	5/18/2012	55.92
55010300	Trans Lease Maint	PV	43094647	5/18/2012	9.25
55010300	Trans Lease Maint	PV	43094647	5/18/2012	9.25
55010300	Trans Lease Maint	PV	43094647	5/18/2012	1.00
55010300	Trans Lease Maint	PV	43094647	5/18/2012	461.44

## Kentucky American Water Company

Case No. 2012-00520

Response to PSC DR1, Item 31

Account	Description	Doc Type	Document Number	Posting Date	Amount
55010300	Trans Lease Maint	PV	43094647	5/18/2012	5.00
55010300	Trans Lease Maint	PV	43094647	5/18/2012	5.00
55010300	Trans Lease Maint	PV	43094647	5/18/2012	5.00
55010300	Trans Lease Maint	PV	43094647	5/18/2012	5.00
55010300	Trans Lease Maint	PV	43094647	5/18/2012	195.83
55010300	Trans Lease Maint	PV	43094647	5/18/2012	850.67
55010300	Trans Lease Maint	PV	43094647	5/18/2012	174.03
55010300	Trans Lease Maint	PV	43094647	5/18/2012	5.00
55010300	Trans Lease Maint	PV	43094647	5/18/2012	173.81
55010300	Trans Lease Maint	PV	43094647	5/18/2012	72.92
55010300	Trans Lease Maint	PV	43094647	5/18/2012	5.00
55010300	Trans Lease Maint	PV	43094647	5/18/2012	5.00
55010300	Trans Lease Maint	PV	43094647	5/18/2012	167.96
55010300	Trans Lease Maint	PV	43094647	5/18/2012	2,323.49
55010300	Trans Lease Maint	PV	43094647	5/18/2012	5.00
55010300	Trans Lease Maint	PV	43094647	5/18/2012	5.00
55010300	Trans Lease Maint	PV	43094647	5/18/2012	5.00
55010300	Trans Lease Maint	PV	43094647	5/18/2012	2,200.61
55010300	Trans Lease Maint	PV	43094647	5/18/2012	5.00
55010300	Trans Lease Maint	PV	43094647	5/18/2012	5.00
55010300	Trans Lease Maint	PV	43094647	5/18/2012	5.00
55010300	Trans Lease Maint	PV	43094647	5/18/2012	9.25
55010400	Trans Emp Reimb Co	T1	47167	5/18/2012	(44.02)
55010400	Trans Emp Reimb Co	T1	47167	5/18/2012	(89.91)
55720100	Ins W/C Cap Credits	T1	47167	5/18/2012	(5,710.99)
57010015	Uncoll Accts Exp CA	JE	31014179	5/18/2012	(570.70)
75820000	Othr Income Deductns	PS	43094590	5/18/2012	2,500.00
52566016	Postage AG	ST	31014145	5/19/2012	93.98
71511000	M&J Revenues	RI	10179532	5/20/2012	(896.45)
40111000	Res Sales Billed	JE	31014307	5/21/2012	(330,139.89)
40111000	Res Sales Billed	JE	31014307	5/21/2012	(4.87)
40111000	Res Sales Billed	JE	31014307	5/21/2012	(8.73)
40111000	Res Sales Billed	JE	31014307	5/21/2012	(33.70)
40121000	Com Sales Billed	JE	31014307	5/21/2012	(232,156.74)
40145000	Priv Fire Billed	JE	31014307	5/21/2012	(12,080.29)
40151000	Publ Auth Billed	JE	31014307	5/21/2012	57,716.43
40211000	Dom WW Svc Billed	JE	31014307	5/21/2012	(20.75)
40211000	Dom WW Svc Billed	JE	31014307	5/21/2012	(9.21)
40221000	Com WW Svc Billed	JE	31014307	5/21/2012	5.86
40310400	OthRev-NSF Ck Chrg	JE	31014307	5/21/2012	(132.00)
40310500	OthRev-Appl/InitFee	JE	31014307	5/21/2012	(5,044.00)
40310500	OthRev-Appl/InitFee	JE	31014307	5/21/2012	(130.00)
40310700	OthRev-Reconnct Fee	JE	31014307	5/21/2012	(6,162.00)
52532014	Electricity TD	EE	70014417	5/21/2012	35.34
52532014	Electricity TD	EE	70014418	5/21/2012	45.32
52535000	Meals Deductible	RI	10179363	5/21/2012	(24.13)
55010200	Trans Lease Fuel	PV	43095041	5/21/2012	192.40
55010200	Trans Lease Fuel	PV	43095041	5/21/2012	445.00
55010200	Trans Lease Fuel	PV	43095041	5/21/2012	212.26
55010200	Trans Lease Fuel	PV	43095041	5/21/2012	71.93
55010200	Trans Lease Fuel	PV	43095041	5/21/2012	148.00
55010200	Trans Lease Fuel	PV	43095041	5/21/2012	287.85
55010200	Trans Lease Fuel	PV	43095041	5/21/2012	121.23



Kentucky American Water Company

Case No. 2012-00520

Response to PSC DR1, Item 31

Account	Description	Doc Type	Document Number	Posting Date	Amount
55010200	Trans Lease Fuel	PV	43095041	5/21/2012	383.23
55010200	Trans Lease Fuel	PV	43095041	5/21/2012	125.00
55010200	Trans Lease Fuel	PV	43095041	5/21/2012	67.01
55010200	Trans Lease Fuel	PV	43095041	5/21/2012	154.92
55010200	Trans Lease Fuel	PV	43095041	5/21/2012	63.14
55010200	Trans Lease Fuel	PV	43095041	5/21/2012	555.58
55010200	Trans Lease Fuel	PV	43095041	5/21/2012	369.66
55010200	Trans Lease Fuel	PV	43095041	5/21/2012	463.55
55010200	Trans Lease Fuel	PV	43095041	5/21/2012	612.52
55010200	Trans Lease Fuel	PV	43095041	5/21/2012	648.11
55010200	Trans Lease Fuel	PV	43095041	5/21/2012	554.98
55010200	Trans Lease Fuel	PV	43095041	5/21/2012	213.38
55010200	Trans Lease Fuel	PV	43095041	5/21/2012	389.34
55010200	Trans Lease Fuel	PV	43095041	5/21/2012	267.00
55010200	Trans Lease Fuel	PV	43095041	5/21/2012	406.07
55010200	Trans Lease Fuel	PV	43095041	5/21/2012	275.77
55010200	Trans Lease Fuel	PV	43095041	5/21/2012	356.39
55010200	Trans Lease Fuel	PV	43095041	5/21/2012	133.48
55010200	Trans Lease Fuel	PV	43095041	5/21/2012	61.98
55010200	Trans Lease Fuel	PV	43095041	5/21/2012	748.01
55010200	Trans Lease Fuel	PV	43095041	5/21/2012	881.16
55010200	Trans Lease Fuel	PV	43095041	5/21/2012	298.66
55010200	Trans Lease Fuel	PV	43095041	5/21/2012	296.19
55010200	Trans Lease Fuel	PV	43095041	5/21/2012	489.19
55010200	Trans Lease Fuel	PV	43095041	5/21/2012	160.77
55010200	Trans Lease Fuel	PV	43095041	5/21/2012	185.15
55010200	Trans Lease Fuel	PV	43095041	5/21/2012	466.14
55010200	Trans Lease Fuel	PV	43095041	5/21/2012	546.53
55010200	Trans Lease Fuel	PV	43095041	5/21/2012	160.00
55010200	Trans Lease Fuel	PV	43095041	5/21/2012	266.60
55010200	Trans Lease Fuel	PV	43095041	5/21/2012	255.11
55010200	Trans Lease Fuel	PV	43095041	5/21/2012	297.50
55010200	Trans Lease Fuel	PV	43095041	5/21/2012	363.99
55010200	Trans Lease Fuel	PV	43095041	5/21/2012	22.29
55010200	Trans Lease Fuel	PV	43095041	5/21/2012	407.30
55010200	Trans Lease Fuel	PV	43095041	5/21/2012	38.49
55010200	Trans Lease Fuel	PV	43095041	5/21/2012	127.42
55010200	Trans Lease Fuel	PV	43095041	5/21/2012	149.90
55010200	Trans Lease Fuel	PV	43095041	5/21/2012	179.80
55010200	Trans Lease Fuel	PV	43095041	5/21/2012	364.67
55010200	Trans Lease Fuel	PV	43095041	5/21/2012	872.62
55010200	Trans Lease Fuel	PV	43095041	5/21/2012	686.15
55010200	Trans Lease Fuel	PV	43095041	5/21/2012	225.20
55010200	Trans Lease Fuel	PV	43095041	5/21/2012	44.10
55010200	Trans Lease Fuel	PV	43095041	5/21/2012	41.01
55010200	Trans Lease Fuel	PV	43095041	5/21/2012	190.45
55010200	Trans Lease Fuel	PV	43095041	5/21/2012	435.90
55010200	Trans Lease Fuel	PV	43095041	5/21/2012	346.37
55010200	Trans Lease Fuel	PV	43095041	5/21/2012	435.03
55010200	Trans Lease Fuel	PV	43095041	5/21/2012	546.13
55010200	Trans Lease Fuel	PV	43095041	5/21/2012	228.15
55010200	Trans Lease Fuel	PV	43095041	5/21/2012	86.12
55010200	Trans Lease Fuel	PV	43095041	5/21/2012	46.00

## Kentucky American Water Company

Case No. 2012-00520

Response to PSC DR1, Item 31

Account	Description	Doc Type	Document Number	Posting Date	Amount
55010200	Trans Lease Fuel	PV	43095041	5/21/2012	497.42
55010200	Trans Lease Fuel	PV	43095041	5/21/2012	749.62
55010200	Trans Lease Fuel	PV	43095041	5/21/2012	41.37
55010200	Trans Lease Fuel	PV	43095041	5/21/2012	266.79
55010200	Trans Lease Fuel	PV	43095041	5/21/2012	321.85
55010200	Trans Lease Fuel	PV	43095041	5/21/2012	58.50
55010200	Trans Lease Fuel	PV	43095041	5/21/2012	129.00
55010200	Trans Lease Fuel	PV	43095041	5/21/2012	163.02
55010200	Trans Lease Fuel	PV	43095041	5/21/2012	136.10
55010200	Trans Lease Fuel	PV	43095041	5/21/2012	539.34
55010200	Trans Lease Fuel	PV	43095041	5/21/2012	310.50
55010200	Trans Lease Fuel	PV	43095041	5/21/2012	329.90
55010200	Trans Lease Fuel	PV	43095041	5/21/2012	96.38
55010200	Trans Lease Fuel	PV	43095041	5/21/2012	547.78
55010200	Trans Lease Fuel	PV	43095041	5/21/2012	176.06
55010200	Trans Lease Fuel	PV	43095041	5/21/2012	716.68
55010200	Trans Lease Fuel	PV	43095041	5/21/2012	31.40
55010200	Trans Lease Fuel	PV	43095041	5/21/2012	394.07
55010200	Trans Lease Fuel	PV	43095041	5/21/2012	564.85
55010200	Trans Lease Fuel	PV	43095041	5/21/2012	602.50
55010200	Trans Lease Fuel	PV	43095041	5/21/2012	621.21
55010200	Trans Lease Fuel	PV	43095041	5/21/2012	257.58
55010200	Trans Lease Fuel	PV	43095041	5/21/2012	137.60
55010200	Trans Lease Fuel	PV	43095041	5/21/2012	26.00
55010200	Trans Lease Fuel	PV	43095041	5/21/2012	87.74
55010200	Trans Lease Fuel	PV	43095041	5/21/2012	291.51
55010200	Trans Lease Fuel	PV	43095041	5/21/2012	374.36
55010200	Trans Lease Fuel	PV	43095041	5/21/2012	455.00
55010200	Trans Lease Fuel	PV	43095041	5/21/2012	56.21
55010200	Trans Lease Fuel	PV	43095041	5/21/2012	347.73
55010200	Trans Lease Fuel	PV	43095041	5/21/2012	162.65
55010200	Trans Lease Fuel	PV	43095041	5/21/2012	107.35
55010200	Trans Lease Fuel	PV	43095041	5/21/2012	379.11
55010200	Trans Lease Fuel	PV	43095041	5/21/2012	95.40
57010015	Uncoll Accts Exp CA	JE	31014307	5/21/2012	(192.01)
57010015	Uncoll Accts Exp CA	JE	31014307	5/21/2012	(351.21)
62002400	M&S Maint TD	II	731178	5/21/2012	52.62
62002400	M&S Maint TD	II	731182	5/21/2012	52.62
62002400	M&S Maint TD	II	731184	5/21/2012	36.48
62002400	M&S Maint TD	II	731185	5/21/2012	52.62
62002400	M&S Maint TD	II	731186	5/21/2012	36.48
62002400	M&S Maint TD	II	731187	5/21/2012	52.62
62002400	M&S Maint TD	II	731188	5/21/2012	23.86
62002400	M&S Maint TD	II	731188	5/21/2012	13.37
62002400	M&S Maint TD	II	731188	5/21/2012	7.87
62002400	M&S Maint TD	II	731188	5/21/2012	18.65
62002400	M&S Maint TD	II	731189	5/21/2012	52.62
62002400	M&S Maint TD	II	731190	5/21/2012	36.49
62002400	M&S Maint TD	PD	43095290	5/21/2012	(84.83)
62002400	M&S Maint TD	PD	43095291	5/21/2012	(27.43)
40111000	Res Sales Billed	JE	31014370	5/22/2012	(2,989.75)
40111000	Res Sales Billed	JE	31014370	5/22/2012	420.55
40111000	Res Sales Billed	JE	31014370	5/22/2012	(21.83)

## Kentucky American Water Company

Case No. 2012-00520

Response to PSC DR1, Item 31

Account	Description	Doc Type	Document Number	Posting Date	Amount
40121000	Com Sales Billed	JE	31014370	5/22/2012	(5,593.89)
40145000	Priv Fire Billed	JE	31014370	5/22/2012	(775.23)
40151000	Publ Auth Billed	JE	31014370	5/22/2012	(83.94)
40211000	Dom WW Svc Billed	JE	31014370	5/22/2012	14.49
40211000	Dom WW Svc Billed	JE	31014370	5/22/2012	(22.89)
40221000	Com WW Svc Billed	JE	31014370	5/22/2012	6,336.22
40310400	OthRev-NSF Ck Chrg	JE	31014370	5/22/2012	(72.00)
40310500	OthRev-Appl/InitFee	JE	31014370	5/22/2012	(1,590.00)
40310500	OthRev-Appl/InitFee	JE	31014370	5/22/2012	(546.00)
40310500	OthRev-Appl/InitFee	JE	31014370	5/22/2012	(52.00)
40310700	OthRev-Reconnct Fee	JE	31014370	5/22/2012	(52.00)
50451000	Employee Awards	PV	43096486	5/22/2012	126.22
50452000	Emp Physical Exams	PV	43096488	5/22/2012	105.00
51510012	Purchased Power P	EE	70014598	5/22/2012	528.87
52001400	M&S Oper TD	PV	43096212	5/22/2012	210.05
52001400	M&S Oper TD	PV	43096242	5/22/2012	65.61
52001600	M&S Oper AG	PV	43096234	5/22/2012	151.56
52001600	M&S Oper AG	PV	43096237	5/22/2012	803.95
52001600	M&S Oper AG	PV	43096237	5/22/2012	251.86
52501400	Misc Oper TD	PV	43096237	5/22/2012	475.46
52501400	Misc Oper TD	PV	43096300	5/22/2012	688.50
52501400	Misc Oper TD	PV	43096305	5/22/2012	1.47
52501400	Misc Oper TD	PV	43096365	5/22/2012	762.67
52501600	Misc Oper AG	PV	43096231	5/22/2012	169.56
52501600	Misc Oper AG	PV	43096491	5/22/2012	228.00
52503000	Advertising	PV	43096493	5/22/2012	409.65
52532014	Electricity TD	EE	70014639	5/22/2012	30.54
52535000	Meals Deductible	PV	43096480	5/22/2012	51.58
52542015	Forms CA	PV	43096382	5/22/2012	3,802.36
52562516	Overnight Shippng AG	PV	43096477	5/22/2012	11.96
52562516	Overnight Shippng AG	PV	43096477	5/22/2012	11.96
52571100	Add'l Security Costs	PV	43096244	5/22/2012	66.00
52571100	Add'l Security Costs	PV	43096470	5/22/2012	715.20
52571100	Add'l Security Costs	PV	43096483	5/22/2012	715.20
52571100	Add'l Security Costs	PV	43096487	5/22/2012	2,668.64
52574016	Telephone AG	TC	31014320	5/22/2012	2.94
52574016	Telephone AG	TC	31014320	5/22/2012	1.88
52574016	Telephone AG	TC	31014320	5/22/2012	2.03
52574113	Cell Phone WT	TC	31014337	5/22/2012	64.89
52574114	Cell Phone TD	TC	31014338	5/22/2012	179.90
52574116	Cell Phone AG	TC	31014337	5/22/2012	305.35
52574116	Cell Phone AG	TC	31014337	5/22/2012	2,015.46
52574116	Cell Phone AG	TC	31014337	5/22/2012	56.13
52574116	Cell Phone AG	TC	31014337	5/22/2012	81.71
52574116	Cell Phone AG	TC	31014337	5/22/2012	37.91
52574116	Cell Phone AG	TC	31014337	5/22/2012	86.85
52574116	Cell Phone AG	TC	31014337	5/22/2012	98.76
52574116	Cell Phone AG	TC	31014337	5/22/2012	76.15
52574116	Cell Phone AG	TC	31014337	5/22/2012	861.08
52574116	Cell Phone AG	TC	31014337	5/22/2012	117.25
52574116	Cell Phone AG	TC	31014337	5/22/2012	387.95
52574116	Cell Phone AG	TC	31014337	5/22/2012	255.50
52574116	Cell Phone AG	TC	31014337	5/22/2012	42.72

Kentucky American Water Company  
Case No. 2012-00520  
Response to PSC DR1, Item 31

Account	Description	Doc Type	Document Number	Posting Date	Amount
52574116	Cell Phone AG	TC	31014337	5/22/2012	71.76
52574116	Cell Phone AG	TC	31014338	5/22/2012	92.34
52574116	Cell Phone AG	TC	31014338	5/22/2012	45.02
52574116	Cell Phone AG	TC	31014338	5/22/2012	329.19
52583016	Water & WW AG	PV	43096453	5/22/2012	623.38
52583016	Water & WW AG	PV	43096456	5/22/2012	30.73
52583016	Water & WW AG	PV	43096465	5/22/2012	21.95
52583016	Water & WW AG	PV	43096467	5/22/2012	8.78
53150014	Contr Svc-Other TD	PV	43096425	5/22/2012	2,531.50
53150015	Contr Svc-Other CA	TC	31014216	5/22/2012	477.04
53150015	Contr Svc-Other CA	PV	43095945	5/22/2012	4,056.38
53150016	Contr Svc-Other AG	PV	43096628	5/22/2012	1,152.00
53151015	Contr Svc-Temp EE CA	PV	43096452	5/22/2012	780.00
53151015	Contr Svc-Temp EE CA	PV	43096458	5/22/2012	23.70
53151015	Contr Svc-Temp EE CA	PV	43096461	5/22/2012	468.00
55000016	Trans Oper AG	PV	43096250	5/22/2012	1,008.90
57010015	Uncoll Accts Exp CA	JE	31014370	5/22/2012	(498.11)
62002400	M&S Maint TD	PV	43096201	5/22/2012	1,218.04
62002400	M&S Maint TD	PV	43096201	5/22/2012	812.02
62002400	M&S Maint TD	PV	43096235	5/22/2012	749.42
62002400	M&S Maint TD	PV	43096235	5/22/2012	526.18
62002400	M&S Maint TD	PV	43096257	5/22/2012	5,765.47
62002400	M&S Maint TD	PV	43096310	5/22/2012	1,406.10
62002400	M&S Maint TD	PV	43096317	5/22/2012	850.86
62002400	M&S Maint TD	PV	43096317	5/22/2012	850.86
62002400	M&S Maint TD	PV	43096326	5/22/2012	3,890.20
62002400	M&S Maint TD	PV	43096374	5/22/2012	199.98
62002400	M&S Maint TD	PV	43096374	5/22/2012	199.99
62502400	Misc Maint TD	PV	43096414	5/22/2012	17.94
62502600	Misc Maint AG	PV	43096300	5/22/2012	156.27
63150026	Contr Svc-Maint AG	PV	43096496	5/22/2012	380.00
68520000	Property Taxes	JE	31014342	5/22/2012	(50,879.76)
68520000	Property Taxes	JE	31014343	5/22/2012	(26,384.82)
75820000	Othr Income Deductns	PV	43096480	5/22/2012	405.01
40111000	Res Sales Billed	JE	31017471	5/23/2012	(129,562.72)
40111000	Res Sales Billed	JE	31017471	5/23/2012	(45.95)
40111000	Res Sales Billed	JE	31017471	5/23/2012	(0.89)
40111000	Res Sales Billed	JE	31017471	5/23/2012	(1.78)
40121000	Com Sales Billed	JE	31017471	5/23/2012	(82,656.57)
40131000	Ind Sales Billed	JE	31017471	5/23/2012	(2,883.39)
40145000	Priv Fire Billed	JE	31017471	5/23/2012	(6,374.48)
40151000	Publ Auth Billed	JE	31017471	5/23/2012	(13,313.80)
40211000	Dom WW Svc Billed	JE	31017471	5/23/2012	(4.15)
40221000	Com WW Svc Billed	JE	31017471	5/23/2012	579.50
40310400	OthRev-NSF Ck Chrg	JE	31017471	5/23/2012	(72.00)
40310500	OthRev-Appl/InitFee	JE	31017471	5/23/2012	(1,300.00)
40310500	OthRev-Appl/InitFee	JE	31017471	5/23/2012	(104.00)
40310700	OthRev-Reconnct Fee	JE	31017471	5/23/2012	(1,820.00)
50457000	Training	CC	31016342	5/23/2012	15.73
51510012	Purchased Power P	EE	70014887	5/23/2012	147.09
52001300	M&S Oper WT	CC	31014464	5/23/2012	199.35
52001300	M&S Oper WT	CC	31014464	5/23/2012	20.70
52001300	M&S Oper WT	CC	31014950	5/23/2012	4.33

## Kentucky American Water Company

Case No. 2012-00520

Response to PSC DR1, Item 31

Account	Description	Doc Type	Document Number	Posting Date	Amount
52001300	M&S Oper WT	CC	31014950	5/23/2012	6.87
52001300	M&S Oper WT	CC	31015459	5/23/2012	420.45
52001300	M&S Oper WT	CC	31016221	5/23/2012	143.28
52001300	M&S Oper WT	CC	31016221	5/23/2012	429.90
52001300	M&S Oper WT	CC	31017153	5/23/2012	75.55
52001300	M&S Oper WT	CC	31017264	5/23/2012	50.66
52001300	M&S Oper WT	CC	31017265	5/23/2012	50.73
52001400	M&S Oper TD	CC	31014464	5/23/2012	170.01
52001400	M&S Oper TD	CC	31014642	5/23/2012	137.79
52001400	M&S Oper TD	CC	31014700	5/23/2012	179.14
52001400	M&S Oper TD	CC	31014793	5/23/2012	399.00
52001400	M&S Oper TD	CC	31014950	5/23/2012	36.49
52001400	M&S Oper TD	CC	31015016	5/23/2012	10.60
52001400	M&S Oper TD	CC	31015234	5/23/2012	65.31
52001400	M&S Oper TD	CC	31015432	5/23/2012	56.94
52001400	M&S Oper TD	CC	31016089	5/23/2012	4.27
52001400	M&S Oper TD	CC	31016090	5/23/2012	4.27
52001400	M&S Oper TD	CC	31016091	5/23/2012	4.27
52001400	M&S Oper TD	CC	31016092	5/23/2012	4.27
52001400	M&S Oper TD	CC	31016093	5/23/2012	4.27
52001400	M&S Oper TD	CC	31016221	5/23/2012	286.56
52001400	M&S Oper TD	CC	31016221	5/23/2012	430.22
52001400	M&S Oper TD	CC	31016566	5/23/2012	16.85
52001400	M&S Oper TD	CC	31016772	5/23/2012	2.55
52001400	M&S Oper TD	CC	31017002	5/23/2012	85.09
52001400	M&S Oper TD	CC	31017010	5/23/2012	40.09
52001400	M&S Oper TD	CC	31017024	5/23/2012	4.27
52001400	M&S Oper TD	CC	31017239	5/23/2012	81.97
52001600	M&S Oper AG	CC	31015503	5/23/2012	14.99
52001600	M&S Oper AG	PV	43097229	5/23/2012	1,154.43
52501300	Misc Oper WT	CC	31014964	5/23/2012	358.89
52501300	Misc Oper WT	CC	31015069	5/23/2012	58.68
52501300	Misc Oper WT	CC	31015393	5/23/2012	285.20
52501300	Misc Oper WT	CC	31015538	5/23/2012	21.16
52501300	Misc Oper WT	CC	31015761	5/23/2012	(20.82)
52501300	Misc Oper WT	CC	31016435	5/23/2012	171.95
52501300	Misc Oper WT	CC	31016860	5/23/2012	333.80
52501300	Misc Oper WT	CC	31016861	5/23/2012	41.18
52501300	Misc Oper WT	CC	31017246	5/23/2012	79.58
52501600	Misc Oper AG	CC	31014637	5/23/2012	582.99
52501600	Misc Oper AG	CC	31014743	5/23/2012	5.00
52501600	Misc Oper AG	CC	31015038	5/23/2012	11.83
52501600	Misc Oper AG	PV	43097782	5/23/2012	171.00
52501600	Misc Oper AG	PS	43097837	5/23/2012	2,500.00
52501600	Misc Oper AG	RI	10179518	5/23/2012	(95.16)
52520000	Collection Agencies	PV	43097785	5/23/2012	1,209.90
52520000	Collection Agencies	PV	43097786	5/23/2012	147.14
52524000	Co Dues/Mmbrshp Ded	PS	43097835	5/23/2012	200.00
52532014	Electricity TD	EE	70014853	5/23/2012	50.89
52532014	Electricity TD	EE	70014888	5/23/2012	42.87
52532014	Electricity TD	EE	70014889	5/23/2012	21.37
52534000	Employee Expenses	CC	31014666	5/23/2012	187.57
52534000	Employee Expenses	CC	31014813	5/23/2012	5.00

Kentucky American Water Company  
Case No. 2012-00520  
Response to PSC DR1, Item 31

Account	Description	Doc Type	Document Number	Posting Date	Amount
52534000	Employee Expenses	CC	31014814	5/23/2012	788.00
52534000	Employee Expenses	CC	31015423	5/23/2012	50.00
52534000	Employee Expenses	CC	31016397	5/23/2012	5.00
52534000	Employee Expenses	CC	31016398	5/23/2012	1,293.70
52535000	Meals Deductible	CC	31015049	5/23/2012	77.00
52535000	Meals Deductible	CC	31015345	5/23/2012	135.96
52535000	Meals Deductible	CC	31015410	5/23/2012	58.00
52535000	Meals Deductible	CC	31015537	5/23/2012	42.70
52535000	Meals Deductible	CC	31015539	5/23/2012	34.60
52535000	Meals Deductible	CC	31015764	5/23/2012	86.00
52535000	Meals Deductible	CC	31015793	5/23/2012	14.59
52535000	Meals Deductible	CC	31015896	5/23/2012	141.73
52535000	Meals Deductible	CC	31015942	5/23/2012	7.98
52535000	Meals Deductible	CC	31016122	5/23/2012	8.35
52535000	Meals Deductible	CC	31016140	5/23/2012	24.03
52535000	Meals Deductible	CC	31016315	5/23/2012	29.44
52535000	Meals Deductible	CC	31016656	5/23/2012	43.75
52535000	Meals Deductible	CC	31016954	5/23/2012	49.82
52535000	Meals Deductible	CC	31017075	5/23/2012	29.16
52535000	Meals Deductible	CC	31017245	5/23/2012	16.27
52554500	Lab Supplies	CC	31015574	5/23/2012	476.35
52554500	Lab Supplies	CC	31016043	5/23/2012	38.34
52554500	Lab Supplies	CC	31016585	5/23/2012	168.34
52562013	Off&Adm Supplies WT	CC	31016626	5/23/2012	80.78
52562516	Overnight Shippng AG	CC	31014912	5/23/2012	20.54
52562516	Overnight Shippng AG	PV	43097602	5/23/2012	11.96
52562516	Overnight Shippng AG	PV	43097602	5/23/2012	225.20
52562516	Overnight Shippng AG	PV	43097602	5/23/2012	7.68
52579000	Trustee Fees	PV	43097783	5/23/2012	274.24
52579000	Trustee Fees	PV	43097783	5/23/2012	274.24
52579000	Trustee Fees	PV	43097783	5/23/2012	274.24
52582013	Uniforms WT	CC	31015959	5/23/2012	110.65
52582013	Uniforms WT	CC	31016089	5/23/2012	4.81
52582013	Uniforms WT	CC	31016089	5/23/2012	25.35
52582013	Uniforms WT	CC	31016090	5/23/2012	4.81
52582013	Uniforms WT	CC	31016090	5/23/2012	25.35
52582013	Uniforms WT	CC	31016091	5/23/2012	4.81
52582013	Uniforms WT	CC	31016091	5/23/2012	25.35
52582013	Uniforms WT	CC	31016092	5/23/2012	4.81
52582013	Uniforms WT	CC	31016092	5/23/2012	25.35
52582013	Uniforms WT	CC	31016093	5/23/2012	4.81
52582013	Uniforms WT	CC	31016093	5/23/2012	27.40
52582013	Uniforms WT	CC	31016661	5/23/2012	111.30
52582013	Uniforms WT	CC	31017024	5/23/2012	4.81
52582013	Uniforms WT	CC	31017024	5/23/2012	25.35
52582014	Uniforms TD	CC	31016089	5/23/2012	21.31
52582014	Uniforms TD	CC	31016090	5/23/2012	21.81
52582014	Uniforms TD	CC	31016091	5/23/2012	21.31
52582014	Uniforms TD	CC	31016092	5/23/2012	21.31
52582014	Uniforms TD	CC	31016093	5/23/2012	39.48
52582014	Uniforms TD	CC	31017024	5/23/2012	22.31
52585000	Discounts Available	PU	18400	5/23/2012	(2.10)
53150014	Contr Svc-Other TD	PV	43098374	5/23/2012	4,620.00

Kentucky American Water Company  
Case No. 2012-00520  
Response to PSC DR1, Item 31

Account	Description	Doc Type	Document Number	Posting Date	Amount
53150014	Contr Svc-Other TD	PV	43098379	5/23/2012	2,420.00
53150014	Contr Svc-Other TD	PV	43098384	5/23/2012	250.00
53150016	Contr Svc-Other AG	CC	31016655	5/23/2012	66.46
53152000	Contr Svc-Lab Testng	CC	31014929	5/23/2012	130.00
53152000	Contr Svc-Lab Testng	CC	31014929	5/23/2012	130.00
53155000	Contr Svc-Legal	PV	43097781	5/23/2012	10,787.05
53155000	Contr Svc-Legal	PV	43098353	5/23/2012	2,646.60
55000016	Trans Oper AG	CC	31015359	5/23/2012	14.99
57010015	Uncoll Accts Exp CA	JE	31017471	5/23/2012	(336.05)
62002100	M&S Maint SS	CC	31016222	5/23/2012	66.76
62002100	M&S Maint SS	CC	31016798	5/23/2012	200.93
62002100	M&S Maint SS	CC	31017268	5/23/2012	223.38
62002100	M&S Maint SS	CC	31017269	5/23/2012	17.98
62002300	M&S Maint WT	CC	31014879	5/23/2012	280.31
62002300	M&S Maint WT	CC	31014954	5/23/2012	431.18
62002300	M&S Maint WT	CC	31015019	5/23/2012	79.34
62002300	M&S Maint WT	CC	31015440	5/23/2012	206.97
62002300	M&S Maint WT	CC	31015465	5/23/2012	46.59
62002300	M&S Maint WT	CC	31015471	5/23/2012	89.90
62002300	M&S Maint WT	CC	31015504	5/23/2012	150.91
62002300	M&S Maint WT	CC	31015605	5/23/2012	44.51
62002300	M&S Maint WT	CC	31016055	5/23/2012	1,266.99
62002300	M&S Maint WT	CC	31016056	5/23/2012	165.36
62002300	M&S Maint WT	CC	31016057	5/23/2012	145.06
62002300	M&S Maint WT	CC	31016164	5/23/2012	8.14
62002300	M&S Maint WT	CC	31016334	5/23/2012	626.30
62002300	M&S Maint WT	CC	31016456	5/23/2012	558.26
62002300	M&S Maint WT	CC	31016754	5/23/2012	24.99
62002300	M&S Maint WT	CC	31016755	5/23/2012	20.00
62002300	M&S Maint WT	CC	31016793	5/23/2012	(154.23)
62002300	M&S Maint WT	CC	31016794	5/23/2012	154.23
62002300	M&S Maint WT	CC	31017266	5/23/2012	227.90
62002400	M&S Maint TD	CC	31016317	5/23/2012	160.00
62002400	M&S Maint TD	CC	31016318	5/23/2012	228.39
62002400	M&S Maint TD	II	731747	5/23/2012	24.01
62002400	M&S Maint TD	II	731747	5/23/2012	50.74
63150026	Contr Svc-Maint AG	PV	43098364	5/23/2012	1,200.00
63150026	Contr Svc-Maint AG	PV	43098369	5/23/2012	150.00
68520000	Property Taxes	JE	31014367	5/23/2012	(177.43)
75820000	Othr Income Deductns	PS	43097836	5/23/2012	500.00
40111000	Res Sales Billed	JE	31020372	5/24/2012	(192,412.41)
40111000	Res Sales Billed	JE	31020372	5/24/2012	(406.73)
40111000	Res Sales Billed	JE	31020372	5/24/2012	274.12
40121000	Com Sales Billed	JE	31020372	5/24/2012	(32,337.25)
40121000	Com Sales Billed	JE	31020372	5/24/2012	(1,416.48)
40131000	Ind Sales Billed	JE	31020372	5/24/2012	(1,153.04)
40145000	Priv Fire Billed	JE	31020372	5/24/2012	(4,362.89)
40151000	Publ Auth Billed	JE	31020372	5/24/2012	(6,801.55)
40221000	Com WW Svc Billed	JE	31020372	5/24/2012	(1,866.68)
40310400	OthRev-NSF Ck Chrg	JE	31020372	5/24/2012	(48.00)
40310500	OthRev-Appl/InitFee	JE	31020372	5/24/2012	(1,820.00)
40310500	OthRev-Appl/InitFee	JE	31020372	5/24/2012	(78.00)
40310700	OthRev-Reconnct Fee	JE	31020372	5/24/2012	(2,574.00)

## Kentucky American Water Company

Case No. 2012-00520

Response to PSC DR1, Item 31

Account	Description	Doc Type	Document Number	Posting Date	Amount
50452000	Emp Physical Exams	CC	31020045	5/24/2012	138.00
51010000	Purchased Water	PV	43098938	5/24/2012	10,920.97
51110000	Waste Disposal	CC	31020118	5/24/2012	113.53
51110000	Waste Disposal	CC	31020119	5/24/2012	89.74
52001300	M&S Oper WT	CC	31019305	5/24/2012	209.82
52001300	M&S Oper WT	CC	31019311	5/24/2012	8.63
52001300	M&S Oper WT	CC	31019459	5/24/2012	172.75
52001300	M&S Oper WT	CC	31019460	5/24/2012	297.52
52001300	M&S Oper WT	CC	31019852	5/24/2012	92.81
52001400	M&S Oper TD	ST	31017435	5/24/2012	12.60
52001400	M&S Oper TD	CC	8068	5/24/2012	(36.42)
52001400	M&S Oper TD	CC	8068	5/24/2012	(18.21)
52001400	M&S Oper TD	CC	8068	5/24/2012	10.00
52001400	M&S Oper TD	CC	31020043	5/24/2012	49.76
52001400	M&S Oper TD	CC	31020044	5/24/2012	5.51
52001400	M&S Oper TD	CC	31020163	5/24/2012	4.27
52001400	M&S Oper TD	CC	31020164	5/24/2012	36.57
52001400	M&S Oper TD	CC	31020165	5/24/2012	(19.08)
52001400	M&S Oper TD	CC	31020336	5/24/2012	89.62
52001400	M&S Oper TD	CC	31020337	5/24/2012	79.29
52501300	Misc Oper WT	CC	31019996	5/24/2012	1,258.86
52501300	Misc Oper WT	CC	31020167	5/24/2012	10.59
52501300	Misc Oper WT	CC	31020269	5/24/2012	59.27
52501600	Misc Oper AG	ST	31017435	5/24/2012	13.68
52501600	Misc Oper AG	CC	31017509	5/24/2012	78.44
52501600	Misc Oper AG	CC	31017947	5/24/2012	11.66
52501600	Misc Oper AG	CC	31018112	5/24/2012	232.14
52501600	Misc Oper AG	CC	31018391	5/24/2012	(5.82)
52501600	Misc Oper AG	CC	31020334	5/24/2012	8.00
52503000	Advertising	ST	31017449	5/24/2012	0.45
52534000	Employee Expenses	CC	8068	5/24/2012	229.18
52534000	Employee Expenses	CC	8068	5/24/2012	111.97
52534000	Employee Expenses	CC	31017510	5/24/2012	289.60
52534000	Employee Expenses	CC	31017541	5/24/2012	111.97
52534000	Employee Expenses	CC	31017683	5/24/2012	5.00
52534000	Employee Expenses	CC	31017856	5/24/2012	39.00
52534000	Employee Expenses	CC	31017949	5/24/2012	92.00
52534000	Employee Expenses	CC	31017959	5/24/2012	57.38
52534000	Employee Expenses	CC	31019323	5/24/2012	100.00
52534200	Conferences & Reg	CC	31018113	5/24/2012	545.00
52535000	Meals Deductible	CC	8068	5/24/2012	28.76
52535000	Meals Deductible	CC	8068	5/24/2012	23.43
52535000	Meals Deductible	CC	8074	5/24/2012	7.19
52535000	Meals Deductible	CC	31017505	5/24/2012	29.43
52535000	Meals Deductible	CC	31017522	5/24/2012	22.88
52535000	Meals Deductible	CC	31017523	5/24/2012	26.34
52535000	Meals Deductible	CC	31017540	5/24/2012	31.76
52535000	Meals Deductible	CC	31017610	5/24/2012	7.69
52535000	Meals Deductible	CC	31017903	5/24/2012	14.73
52535000	Meals Deductible	CC	31017907	5/24/2012	16.95
52535000	Meals Deductible	CC	31017948	5/24/2012	38.08
52535000	Meals Deductible	CC	31019171	5/24/2012	43.17
52535000	Meals Deductible	CC	31019302	5/24/2012	29.51



Kentucky American Water Company  
Case No. 2012-00520  
Response to PSC DR1, Item 31

Account	Description	Doc Type	Document Number	Posting Date	Amount
52550016	Janitorial AG	CC	31020275	5/24/2012	99.82
52550016	Janitorial AG	CC	31020275	5/24/2012	65.21
52554500	Lab Supplies	CC	8068	5/24/2012	2,599.15
52554500	Lab Supplies	CC	31019828	5/24/2012	128.31
52554500	Lab Supplies	CC	31020041	5/24/2012	887.95
52562013	Off&Adm Supplies WT	CC	8068	5/24/2012	57.61
52562016	Off&Adm Supplies AG	CC	8074	5/24/2012	9.90
52562016	Off&Adm Supplies AG	CC	31020275	5/24/2012	56.13
52574015	Telephone CA	TC	31017345	5/24/2012	38.26
52574015	Telephone CA	TC	31017346	5/24/2012	38.26
52574015	Telephone CA	TC	31017347	5/24/2012	38.26
52574015	Telephone CA	TC	31017348	5/24/2012	283.69
52574015	Telephone CA	TC	31017349	5/24/2012	1,151.99
52574015	Telephone CA	TC	31017350	5/24/2012	108.14
52574015	Telephone CA	TC	31017351	5/24/2012	148.59
52574015	Telephone CA	TC	31017352	5/24/2012	2,439.70
52574015	Telephone CA	TC	31017463	5/24/2012	433.46
52574016	Telephone AG	TC	31017318	5/24/2012	48.43
52574016	Telephone AG	TC	31017318	5/24/2012	1.75
52574016	Telephone AG	TC	31017352	5/24/2012	47.09
52574016	Telephone AG	TC	31017383	5/24/2012	159.92
52574016	Telephone AG	TC	31017384	5/24/2012	253.61
52574016	Telephone AG	TC	31017385	5/24/2012	2,000.12
52574016	Telephone AG	TC	31017463	5/24/2012	0.18
52574016	Telephone AG	TC	31017463	5/24/2012	114.88
52578013	Trash Removal WT	CC	31020274	5/24/2012	106.87
52582013	Uniforms WT	CC	31020163	5/24/2012	4.81
52582013	Uniforms WT	CC	31020163	5/24/2012	26.35
52582014	Uniforms TD	CC	8068	5/24/2012	111.30
52582014	Uniforms TD	CC	8068	5/24/2012	229.94
52582014	Uniforms TD	CC	8068	5/24/2012	43.51
52582014	Uniforms TD	CC	31020163	5/24/2012	21.31
52585000	Discounts Available	PN	7996	5/24/2012	(38.30)
53150013	Contr Svc-Other WT	CC	31018600	5/24/2012	304.35
55000016	Trans Oper AG	CC	31017559	5/24/2012	6.00
57010015	Uncoll Accts Exp CA	JE	31020372	5/24/2012	22.11
62002100	M&S Maint SS	CC	31020211	5/24/2012	423.11
62002100	M&S Maint SS	CC	31020270	5/24/2012	94.26
62002300	M&S Maint WT	CC	31019100	5/24/2012	422.15
62002300	M&S Maint WT	CC	31019101	5/24/2012	338.44
62002300	M&S Maint WT	CC	31019239	5/24/2012	39.77
62002300	M&S Maint WT	CC	31019243	5/24/2012	87.61
62002300	M&S Maint WT	CC	31019303	5/24/2012	44.12
62002300	M&S Maint WT	CC	31019304	5/24/2012	124.55
62002300	M&S Maint WT	CC	31019827	5/24/2012	206.17
62002300	M&S Maint WT	CC	31019853	5/24/2012	25.31
62002300	M&S Maint WT	CC	31019949	5/24/2012	75.30
62002300	M&S Maint WT	CC	31019950	5/24/2012	93.81
62002300	M&S Maint WT	CC	31020180	5/24/2012	421.58
62002300	M&S Maint WT	CC	31020280	5/24/2012	245.18
62002300	M&S Maint WT	CC	31020338	5/24/2012	26.47
62002400	M&S Maint TD	ST	31017435	5/24/2012	345.93
62002400	M&S Maint TD	ST	31017435	5/24/2012	84.37

## Kentucky American Water Company

Case No. 2012-00520

Response to PSC DR1, Item 31

Account	Description	Doc Type	Document Number	Posting Date	Amount
62502300	Misc Maint WT	CC	31018764	5/24/2012	112.38
62502400	Misc Maint TD	ST	31017435	5/24/2012	1.08
62502600	Misc Maint AG	PV	43098802	5/24/2012	9,557.05
63150026	Contr Svc-Maint AG	CC	31019458	5/24/2012	100.00
40111000	Res Sales Billed	JE	31020508	5/25/2012	1,409.72
40111000	Res Sales Billed	JE	31020508	5/25/2012	(40.29)
40111000	Res Sales Billed	JE	31020508	5/25/2012	(8.72)
40121000	Com Sales Billed	JE	31020508	5/25/2012	(56.07)
40310400	OthRev-NSF Ck Chrg	JE	31020508	5/25/2012	(108.00)
40310500	OthRev-Appl/InitFee	JE	31020508	5/25/2012	(156.00)
51510014	Purchased Power TD	EE	70015276	5/25/2012	23.19
51800000	Chemicals	IJ	31020400	5/25/2012	51.49
51800000	Chemicals	IJ	31020400	5/25/2012	(0.10)
51800000	Chemicals	IJ	31020400	5/25/2012	0.01
52501600	Misc Oper AG	IJ	31020414	5/25/2012	(148.20)
52501600	Misc Oper AG	IJ	31020414	5/25/2012	(0.06)
52501600	Misc Oper AG	IJ	31020414	5/25/2012	0.00
52532013	Electricity WT	EE	70015315	5/25/2012	40.67
52532014	Electricity TD	EE	70015243	5/25/2012	25.97
52532014	Electricity TD	EE	70015277	5/25/2012	56.56
52554500	Lab Supplies	PV	43099951	5/25/2012	857.69
52554500	Lab Supplies	PV	43099951	5/25/2012	857.70
52562013	Off&Adm Supplies WT	PV	43099883	5/25/2012	51.39
52562016	Off&Adm Supplies AG	PV	43099497	5/25/2012	817.18
52562516	Overnight Shippng AG	PV	43099889	5/25/2012	349.20
52562516	Overnight Shippng AG	PV	43099899	5/25/2012	214.16
52562516	Overnight Shippng AG	PV	43099938	5/25/2012	48.99
52562516	Overnight Shippng AG	PV	43099938	5/25/2012	143.26
52562516	Overnight Shippng AG	PV	43099942	5/25/2012	75.11
52562516	Overnight Shippng AG	PV	43099944	5/25/2012	204.68
52578011	Trash Removal SS	PV	43099872	5/25/2012	28.42
52578011	Trash Removal SS	PV	43099924	5/25/2012	289.98
52578016	Trash Removal AG	PV	43099927	5/25/2012	63.88
52578016	Trash Removal AG	PV	43099930	5/25/2012	96.20
52583011	Water & WW SS	PV	43099937	5/25/2012	3,231.69
52585000	Discounts Available	PN	7998	5/25/2012	(29.45)
52585000	Discounts Available	PX	7140	5/25/2012	(4.32)
52585000	Discounts Available	PK	62065724	5/25/2012	(40.59)
52585000	Discounts Available	PK	62065724	5/25/2012	(21.77)
52585000	Discounts Available	PK	62065724	5/25/2012	(21.77)
57010015	Uncoll Accts Exp CA	JE	31020508	5/25/2012	(301.87)
62002300	M&S Maint WT	PV	43099887	5/25/2012	140.07
62002300	M&S Maint WT	PV	43099902	5/25/2012	1,435.06
62002300	M&S Maint WT	PV	43099915	5/25/2012	648.25
62002300	M&S Maint WT	PV	43099918	5/25/2012	1,503.08
62002300	M&S Maint WT	PV	43099921	5/25/2012	271.77
62002300	M&S Maint WT	PV	43099933	5/25/2012	74.46
62002300	M&S Maint WT	PV	43099933	5/25/2012	74.47
62002300	M&S Maint WT	PV	43099946	5/25/2012	1,680.00
63150026	Contr Svc-Maint AG	PV	43099495	5/25/2012	117.42
63150026	Contr Svc-Maint AG	PV	43099496	5/25/2012	107.42
71511000	M&J Revenues	RI	10179587	5/25/2012	(1,740.00)
62002400	M&S Maint TD	IR	732256	5/26/2012	(125.50)

## Kentucky American Water Company

Case No. 2012-00520

Response to PSC DR1, Item 31

Account	Description	Doc Type	Document Number	Posting Date	Amount
62002400	M&S Maint TD	IR	732256	5/26/2012	(127.02)
62002400	M&S Maint TD	IR	732256	5/26/2012	(43.49)
62002400	M&S Maint TD	IR	732256	5/26/2012	(12.70)
62002400	M&S Maint TD	IR	732256	5/26/2012	(24.32)
62002400	M&S Maint TD	IR	732256	5/26/2012	(8.10)
62002400	M&S Maint TD	IR	732260	5/26/2012	(2.41)
62002400	M&S Maint TD	IR	732262	5/26/2012	(44.04)
62002400	M&S Maint TD	IR	732262	5/26/2012	(80.45)
62002400	M&S Maint TD	IR	732264	5/26/2012	(80.45)
62002400	M&S Maint TD	IR	732264	5/26/2012	(44.04)
71511000	M&J Revenues	RI	10179535	5/26/2012	(388.19)
71511000	M&J Revenues	RI	10179536	5/26/2012	(942.83)
71511000	M&J Revenues	RI	10179537	5/26/2012	(532.15)
71511000	M&J Revenues	RI	10179538	5/26/2012	(694.65)
71511000	M&J Revenues	RI	10179539	5/26/2012	(841.16)
71511000	M&J Revenues	RI	10179540	5/26/2012	(695.70)
71511000	M&J Revenues	RI	10179541	5/26/2012	(1,058.37)
71511000	M&J Revenues	RI	10179542	5/26/2012	(885.02)
71511000	M&J Revenues	RI	10179777	5/26/2012	(2,035.53)
71521000	M&J Expenses	II	732259	5/26/2012	2.41
71521000	M&J Expenses	II	732261	5/26/2012	80.45
71521000	M&J Expenses	II	732261	5/26/2012	44.04
62002400	M&S Maint TD	IR	732265	5/27/2012	(30.61)
62002400	M&S Maint TD	IR	732265	5/27/2012	(97.26)
62002400	M&S Maint TD	IR	732265	5/27/2012	(85.65)
62002400	M&S Maint TD	IR	732265	5/27/2012	(516.54)
62002400	M&S Maint TD	IR	732265	5/27/2012	(86.97)
62002400	M&S Maint TD	IR	732265	5/27/2012	(30.51)
62002400	M&S Maint TD	IR	732265	5/27/2012	(18.20)
62002400	M&S Maint TD	IR	732265	5/27/2012	(5.47)
62002400	M&S Maint TD	IR	732265	5/27/2012	(14.33)
62002400	M&S Maint TD	IR	732265	5/27/2012	(5.98)
62002400	M&S Maint TD	IR	732265	5/27/2012	(15.47)
62002400	M&S Maint TD	IR	732267	5/27/2012	(107.06)
62002400	M&S Maint TD	IR	732267	5/27/2012	(688.91)
62002400	M&S Maint TD	IR	732267	5/27/2012	(192.07)
62002400	M&S Maint TD	IR	732267	5/27/2012	(75.45)
62002400	M&S Maint TD	IR	732267	5/27/2012	(77.48)
62002400	M&S Maint TD	IR	732267	5/27/2012	(22.42)
62002400	M&S Maint TD	IR	732267	5/27/2012	(14.94)
62002400	M&S Maint TD	IR	732267	5/27/2012	(17.94)
62002400	M&S Maint TD	IR	732267	5/27/2012	(7.56)
62002400	M&S Maint TD	IR	732267	5/27/2012	(7.86)
62002400	M&S Maint TD	IR	732267	5/27/2012	(13.20)
62002400	M&S Maint TD	IR	732267	5/27/2012	(6.31)
40111000	Res Sales Billed	JE	31024000	5/29/2012	(180,977.98)
40111000	Res Sales Billed	JE	31024000	5/29/2012	(7.24)
40111000	Res Sales Billed	JE	31024000	5/29/2012	(25.57)
40121000	Com Sales Billed	JE	31024000	5/29/2012	(35,780.53)
40145000	Priv Fire Billed	JE	31024000	5/29/2012	(3,049.42)
40151000	Publ Auth Billed	JE	31024000	5/29/2012	(474.03)
40211000	Dom WW Svc Billed	JE	31024000	5/29/2012	(32.07)
40310400	OthRev-NSF Ck Chrg	JE	31024000	5/29/2012	(72.00)

Kentucky American Water Company  
Case No. 2012-00520  
Response to PSC DR1, Item 31

Account	Description	Doc Type	Document Number	Posting Date	Amount
40310500	OthRev-Appl/InitFee	JE	31024000	5/29/2012	(1,352.00)
40310500	OthRev-Appl/InitFee	JE	31024000	5/29/2012	(650.00)
40310700	OthRev-Reconnct Fee	JE	31024000	5/29/2012	(1,404.00)
40310700	OthRev-Reconnct Fee	JE	31024000	5/29/2012	(26.00)
51110000	Waste Disposal	ID	732375	5/29/2012	132.10
51110000	Waste Disposal	ID	732375	5/29/2012	3,067.56
51110000	Waste Disposal	ID	732398	5/29/2012	30.35
51110000	Waste Disposal	ID	732400	5/29/2012	6,035.46
51800000	Chemicals	ID	732375	5/29/2012	1,804.05
51800000	Chemicals	ID	732375	5/29/2012	1,555.39
51800000	Chemicals	ID	732375	5/29/2012	2,550.20
51800000	Chemicals	ID	732375	5/29/2012	2,011.03
51800000	Chemicals	ID	732375	5/29/2012	11,643.89
51800000	Chemicals	ID	732375	5/29/2012	2,542.03
51800000	Chemicals	ID	732375	5/29/2012	5.27
51800000	Chemicals	ID	732398	5/29/2012	325.90
51800000	Chemicals	ID	732398	5/29/2012	410.76
51800000	Chemicals	ID	732398	5/29/2012	2,193.40
51800000	Chemicals	ID	732398	5/29/2012	2,244.76
51800000	Chemicals	ID	732398	5/29/2012	10,126.82
51800000	Chemicals	ID	732398	5/29/2012	3,997.24
51800000	Chemicals	ID	732398	5/29/2012	1.52
51800000	Chemicals	ID	732398	5/29/2012	137.50
51800000	Chemicals	ID	732398	5/29/2012	3,561.62
51800000	Chemicals	ID	732400	5/29/2012	7,040.28
51800000	Chemicals	ID	732400	5/29/2012	3,131.24
51800000	Chemicals	ID	732400	5/29/2012	8,652.12
51800000	Chemicals	ID	732400	5/29/2012	8,058.36
51800000	Chemicals	ID	732400	5/29/2012	42,637.61
51800000	Chemicals	ID	732400	5/29/2012	4,932.17
51800000	Chemicals	ID	732400	5/29/2012	373.87
51800000	Chemicals	ID	732409	5/29/2012	102.06
51800000	Chemicals	ID	732409	5/29/2012	211.68
51800000	Chemicals	ID	732409	5/29/2012	1,710.07
52501400	Misc Oper TD	PV	43102114	5/29/2012	210.39
52501400	Misc Oper TD	PV	43102117	5/29/2012	436.76
52501600	Misc Oper AG	OV	10368254	5/29/2012	19.50
52501600	Misc Oper AG	PV	43101683	5/29/2012	1.54
52510015	Bank Svc Charges-CA	PV	43103115	5/29/2012	8,071.28
52582013	Uniforms WT	PV	43102093	5/29/2012	179.04
52585000	Discounts Available	PN	8002	5/29/2012	(13.90)
52585000	Discounts Available	PN	8002	5/29/2012	(5.28)
52585000	Discounts Available	PN	8002	5/29/2012	(32.11)
52585000	Discounts Available	PN	8002	5/29/2012	(36.96)
52585000	Discounts Available	PN	8002	5/29/2012	(73.40)
52585000	Discounts Available	PN	8002	5/29/2012	(14.39)
52585000	Discounts Available	PN	8002	5/29/2012	(7.55)
53150013	Contr Svc-Other WT	PV	43102079	5/29/2012	50.00
53150013	Contr Svc-Other WT	PV	43102083	5/29/2012	50.00
53150013	Contr Svc-Other WT	PV	43102086	5/29/2012	336.00
53150013	Contr Svc-Other WT	PV	43102090	5/29/2012	336.00
53150014	Contr Svc-Other TD	PV	43102070	5/29/2012	56.00
53150014	Contr Svc-Other TD	PV	43103111	5/29/2012	6,990.00

## Kentucky American Water Company

Case No. 2012-00520

Response to PSC DR1, Item 31

Account	Description	Doc Type	Document Number	Posting Date	Amount
54140016	Rents-Equip AG	PV	43102152	5/29/2012	338.89
54140016	Rents-Equip AG	PV	43102152	5/29/2012	307.44
54140016	Rents-Equip AG	PV	43102152	5/29/2012	159.58
54140016	Rents-Equip AG	PV	43102152	5/29/2012	159.58
54140016	Rents-Equip AG	PV	43102155	5/29/2012	498.45
54140016	Rents-Equip AG	PV	43102156	5/29/2012	1,822.34
54140016	Rents-Equip AG	PV	43102157	5/29/2012	186.39
54140016	Rents-Equip AG	PV	43102160	5/29/2012	141.04
54140016	Rents-Equip AG	PV	43102161	5/29/2012	149.09
54140016	Rents-Equip AG	PV	43103103	5/29/2012	306.41
57010015	Uncoll Accts Exp CA	JE	31024000	5/29/2012	(174.63)
62002100	M&S Maint SS	PV	43102127	5/29/2012	210.00
62002100	M&S Maint SS	PV	43102127	5/29/2012	210.00
62002300	M&S Maint WT	PV	43102102	5/29/2012	522.77
62002300	M&S Maint WT	PV	43102112	5/29/2012	38.69
62002300	M&S Maint WT	PV	43102118	5/29/2012	522.77
62002300	M&S Maint WT	PV	43102121	5/29/2012	261.39
62002300	M&S Maint WT	PV	43102125	5/29/2012	482.30
62002300	M&S Maint WT	PV	43102127	5/29/2012	210.00
62002300	M&S Maint WT	PV	43102127	5/29/2012	1,260.00
62002300	M&S Maint WT	PV	43102127	5/29/2012	630.00
62002300	M&S Maint WT	PV	43102127	5/29/2012	1,470.00
62002400	M&S Maint TD	JE	31020516	5/29/2012	(19.08)
62002400	M&S Maint TD	JE	31020516	5/29/2012	(25.44)
62002400	M&S Maint TD	JE	31020516	5/29/2012	(10.60)
62002400	M&S Maint TD	JE	31020517	5/29/2012	(130.91)
62002400	M&S Maint TD	PV	43102070	5/29/2012	279.00
62002400	M&S Maint TD	PV	43102070	5/29/2012	904.95
62002400	M&S Maint TD	JE	31020523	5/29/2012	(68.88)
62002400	M&S Maint TD	JE	31020523	5/29/2012	(130.91)
62002400	M&S Maint TD	JE	31020523	5/29/2012	(4.98)
62002400	M&S Maint TD	JE	31020526	5/29/2012	(96.67)
62002400	M&S Maint TD	JE	31020527	5/29/2012	(130.91)
62002400	M&S Maint TD	JE	31020528	5/29/2012	(71.51)
62502400	Misc Maint TD	JE	31020529	5/29/2012	(1,091.75)
71521000	M&J Expenses	JE	31020516	5/29/2012	19.08
71521000	M&J Expenses	JE	31020516	5/29/2012	25.44
71521000	M&J Expenses	JE	31020516	5/29/2012	10.60
71521000	M&J Expenses	JE	31020517	5/29/2012	130.91
71521000	M&J Expenses	JE	31020523	5/29/2012	68.88
71521000	M&J Expenses	JE	31020523	5/29/2012	130.91
71521000	M&J Expenses	JE	31020523	5/29/2012	4.98
71521000	M&J Expenses	JE	31020526	5/29/2012	96.67
71521000	M&J Expenses	JE	31020527	5/29/2012	130.91
71521000	M&J Expenses	JE	31020528	5/29/2012	71.51
40111000	Res Sales Billed	JE	31024002	5/30/2012	(202,705.97)
40111000	Res Sales Billed	JE	31024002	5/30/2012	(42.60)
40111000	Res Sales Billed	JE	31024002	5/30/2012	(7.84)
40121000	Com Sales Billed	JE	31024002	5/30/2012	(12,009.44)
40145000	Priv Fire Billed	JE	31024002	5/30/2012	220.65
40151000	Publ Auth Billed	JE	31024002	5/30/2012	(1,002.05)
40171000	Misc Sales Billed	JE	31024002	5/30/2012	12.00
40211000	Dom WW Svc Billed	JE	31024002	5/30/2012	(14.49)

## Kentucky American Water Company

Case No. 2012-00520

Response to PSC DR1, Item 31

Account	Description	Doc Type	Document Number	Posting Date	Amount
40211000	Dom WW Svc Billed	JE	31024002	5/30/2012	(58.72)
40310400	OthRev-NSF Ck Chrg	JE	31024002	5/30/2012	(72.00)
40310500	OthRev-Appl/InitFee	JE	31024002	5/30/2012	690.00
40310500	OthRev-Appl/InitFee	JE	31024002	5/30/2012	(2,470.00)
40310500	OthRev-Appl/InitFee	JE	31024002	5/30/2012	(26.00)
40310700	OthRev-Reconnct Fee	JE	31024002	5/30/2012	(1,872.00)
50101305	Labor Oper WT SupEng	JE	31020575	5/30/2012	2,983.00
50101400	Labor Oper TD	JE	31020575	5/30/2012	2,229.00
50101405	Labor Oper TD SupEng	JE	31020575	5/30/2012	2,017.00
50101405	Labor Oper TD SupEng	JE	31020575	5/30/2012	582.00
50101600	Labor Oper AG	JE	31020575	5/30/2012	7,006.00
50101600	Labor Oper AG	JE	31020575	5/30/2012	6,236.00
50101600	Labor Oper AG	JE	31020575	5/30/2012	718.00
50101600	Labor Oper AG	JE	31020575	5/30/2012	1,648.00
50101600	Labor Oper AG	JE	31020575	5/30/2012	2,654.00
50101600	Labor Oper AG	JE	31020575	5/30/2012	18,910.00
50101600	Labor Oper AG	JE	31020575	5/30/2012	44,713.00
50101600	Labor Oper AG	JE	31020575	5/30/2012	3,248.00
50101600	Labor Oper AG	JE	31020575	5/30/2012	4,907.00
50421000	401k Expense	JE	31020599	5/30/2012	2,214.00
50422000	DCP Expense	JE	31020592	5/30/2012	2,922.00
50423000	ESPP Expense	JE	31020587	5/30/2012	748.17
51800000	Chemicals	PV	43103398	5/30/2012	0.03
52501600	Misc Oper AG	PV	43103387	5/30/2012	0.04
52501600	Misc Oper AG	PV	43103387	5/30/2012	0.01
52510015	Bank Svc Charges-CA	PV	43103576	5/30/2012	7,582.59
52520000	Collection Agencies	PV	43103462	5/30/2012	5,508.26
52520000	Collection Agencies	PV	43103583	5/30/2012	3,929.93
52532013	Electricity WT	EE	70015648	5/30/2012	50.09
52532014	Electricity TD	EE	70015649	5/30/2012	64.34
52532014	Electricity TD	EE	70015685	5/30/2012	32.16
52532014	Electricity TD	EE	70015686	5/30/2012	20.67
52554500	Lab Supplies	ST	31020541	5/30/2012	51.46
52554500	Lab Supplies	ST	31020541	5/30/2012	51.46
52562013	Off&Adm Supplies WT	ST	31020541	5/30/2012	3.08
52562016	Off&Adm Supplies AG	ST	31020541	5/30/2012	49.03
52578016	Trash Removal AG	ST	31020541	5/30/2012	5.77
52583011	Water & WW SS	ST	31020541	5/30/2012	193.90
52585000	Discounts Available	PX	7212	5/30/2012	(0.80)
52585000	Discounts Available	PX	7212	5/30/2012	(9.68)
52585000	Discounts Available	PX	7212	5/30/2012	(0.60)
52585000	Discounts Available	PX	7212	5/30/2012	(2.36)
57010015	Uncoll Accts Exp CA	JE	31024002	5/30/2012	3,002.11
57010015	Uncoll Accts Exp CA	JE	31024002	5/30/2012	37,469.89
62002400	M&S Maint TD	IR	732583	5/30/2012	(47.91)
62002400	M&S Maint TD	IR	732583	5/30/2012	(843.91)
63150026	Contr Svc-Maint AG	ST	31020541	5/30/2012	7.05
63150026	Contr Svc-Maint AG	ST	31020541	5/30/2012	6.45
40112000	Res Sales Unbilled	JE	31020846	5/31/2012	(2,333,714.68)
40112000	Res Sales Unbilled	JE	12120507	5/31/2012	(131,894.07)
40121000	Com Sales Billed	JE	166	5/31/2012	18,175.61
40121000	Com Sales Billed	JE	166	5/31/2012	303.98
40122000	Com Sales Unbilled	JE	31020846	5/31/2012	(1,205,582.01)

## Kentucky American Water Company

Case No. 2012-00520

Response to PSC DR1, Item 31

Account	Description	Doc Type	Document Number	Posting Date	Amount
40122000	Com Sales Unbilled	JE	12120507	5/31/2012	(68,135.65)
40132000	Ind Sales Unbilled	JE	31020846	5/31/2012	(106,759.47)
40132000	Ind Sales Unbilled	JE	12120507	5/31/2012	(6,033.68)
40152000	Publ Auth Unbilled	JE	31020846	5/31/2012	(338,851.12)
40152000	Publ Auth Unbilled	JE	12120507	5/31/2012	(19,150.78)
40161050	Sls/Rsle Billed I/C	JE	305	5/31/2012	(1,069.09)
40161050	Sls/Rsle Billed I/C	JE	305	5/31/2012	(1,402.08)
40162000	SalesforRsle Unbilld	JE	31020846	5/31/2012	(145,859.11)
40162000	SalesforRsle Unbilld	JE	12120507	5/31/2012	(11,610.54)
40211000	Dom WW Svc Billed	JE	31024325	5/31/2012	9.66
40211000	Dom WW Svc Billed	JE	31024325	5/31/2012	77.21
40221000	Com WW Svc Billed	JE	31024325	5/31/2012	4.69
40221000	Com WW Svc Billed	JE	31024325	5/31/2012	2,303.00
40221000	Com WW Svc Billed	JE	31024325	5/31/2012	58.78
40221000	Com WW Svc Billed	JE	31024325	5/31/2012	67.60
40310250	OthRev-Rent I/C	JE	12120505	5/31/2012	(30,424.35)
40310300	OthRev-CFO	JE	50	5/31/2012	(72,640.93)
40310300	OthRev-CFO	JE	50	5/31/2012	(27,155.65)
40310300	OthRev-CFO	JE	50	5/31/2012	(189.60)
40310300	OthRev-CFO	JE	50	5/31/2012	(36,044.78)
50101300	Labor Oper WT	T2	47352	5/31/2012	1,047.75
50101300	Labor Oper WT	T2	47352	5/31/2012	788.87
50101300	Labor Oper WT	T2	47352	5/31/2012	15,235.25
50101300	Labor Oper WT	T2	47352	5/31/2012	14,904.32
50101300	Labor Oper WT	T2	47352	5/31/2012	8,815.49
50101300	Labor Oper WT	T2	47352	5/31/2012	834.67
50101305	Labor Oper WT SupEng	T2	47352	5/31/2012	7,144.89
50101305	Labor Oper WT SupEng	T2	47352	5/31/2012	2,084.24
50101305	Labor Oper WT SupEng	T2	47352	5/31/2012	9,796.85
50101305	Labor Oper WT SupEng	T2	47352	5/31/2012	2,899.16
50101305	Labor Oper WT SupEng	T2	47352	5/31/2012	3,695.67
50101305	Labor Oper WT SupEng	T2	47352	5/31/2012	4,387.96
50101305	Labor Oper WT SupEng	T2	47352	5/31/2012	302.90
50101305	Labor Oper WT SupEng	T2	47352	5/31/2012	7,052.37
50101305	Labor Oper WT SupEng	T2	47352	5/31/2012	168.40
50101400	Labor Oper TD	T2	47352	5/31/2012	28,390.74
50101400	Labor Oper TD	T2	47352	5/31/2012	1,424.35
50101400	Labor Oper TD	T2	47352	5/31/2012	590.72
50101400	Labor Oper TD	T2	47352	5/31/2012	1,509.28
50101400	Labor Oper TD	T2	47352	5/31/2012	3,149.21
50101405	Labor Oper TD SupEng	T2	47352	5/31/2012	1,607.69
50101405	Labor Oper TD SupEng	T2	47352	5/31/2012	198.30
50101405	Labor Oper TD SupEng	T2	47352	5/31/2012	1,674.35
50101405	Labor Oper TD SupEng	T2	47352	5/31/2012	1,037.09
50101415	Labor Oper TD Lines	T2	47352	5/31/2012	4,030.72
50101415	Labor Oper TD Lines	T2	47352	5/31/2012	2,053.83
50101415	Labor Oper TD Lines	T2	47352	5/31/2012	1,534.06
50101420	Labor Oper TD Meter	T2	47352	5/31/2012	20,175.37
50101500	Labor Oper CA	T2	47352	5/31/2012	184.56
50101500	Labor Oper CA	T2	47352	5/31/2012	286.35
50101510	Labor Oper CA MtrRd	T2	47352	5/31/2012	12,813.84
50101520	Labor Oper CA CstSrv	T2	47352	5/31/2012	4,490.77
50101600	Labor Oper AG	T2	47352	5/31/2012	19,981.32

Kentucky American Water Company  
Case No. 2012-00520  
Response to PSC DR1, Item 31

Account	Description	Doc Type	Document Number	Posting Date	Amount
50101600	Labor Oper AG	T2	47352	5/31/2012	1,809.41
50101600	Labor Oper AG	T2	47352	5/31/2012	3,257.31
50101600	Labor Oper AG	T2	47352	5/31/2012	7,871.52
50101600	Labor Oper AG	T2	47352	5/31/2012	48.52
50101600	Labor Oper AG	T2	47352	5/31/2012	2,512.06
50102200	Labor Maint P	T2	47352	5/31/2012	1,179.36
50102200	Labor Maint P	T2	47352	5/31/2012	1,179.36
50102300	Labor Maint WT	T2	47352	5/31/2012	1,375.92
50102300	Labor Maint WT	T2	47352	5/31/2012	982.80
50102400	Labor Maint TD	T2	47352	5/31/2012	1,799.66
50102410	Labor Mnt TD Str&Imp	T2	47352	5/31/2012	80.75
50102415	Labor Mnt TD DistRes	T2	47352	5/31/2012	982.80
50102420	Labor Mnt TD Mains	T2	47352	5/31/2012	1,120.28
50102420	Labor Mnt TD Mains	T2	47352	5/31/2012	138.85
50102420	Labor Mnt TD Mains	T2	47352	5/31/2012	2,717.39
50102420	Labor Mnt TD Mains	T2	47352	5/31/2012	586.48
50102430	Labor Mnt TD Service	T2	47352	5/31/2012	6,148.29
50102430	Labor Mnt TD Service	T2	47352	5/31/2012	115.35
50102430	Labor Mnt TD Service	T2	47352	5/31/2012	146.13
50102430	Labor Mnt TD Service	T2	47352	5/31/2012	848.11
50102435	Labor Mnt TD Meter	T2	47352	5/31/2012	1,965.60
50102435	Labor Mnt TD Meter	T2	47352	5/31/2012	663.38
50102435	Labor Mnt TD Meter	T2	47352	5/31/2012	288.20
50102440	Labor Mnt TD Hydrant	T2	47352	5/31/2012	1,282.32
50102440	Labor Mnt TD Hydrant	T2	47352	5/31/2012	3,275.04
50111300	LaborOper NS OT WT	T2	47352	5/31/2012	232.84
50111300	LaborOper NS OT WT	T2	47352	5/31/2012	33.26
50111300	LaborOper NS OT WT	T2	47352	5/31/2012	1,361.55
50111300	LaborOper NS OT WT	T2	47352	5/31/2012	2,858.88
50111300	LaborOper NS OT WT	T2	47352	5/31/2012	2,890.62
50111300	LaborOper NS OT WT	T2	47352	5/31/2012	70.73
50111305	LaborOperNS OT WT SE	T2	47352	5/31/2012	242.23
50111305	LaborOperNS OT WT SE	T2	47352	5/31/2012	359.78
50111305	LaborOperNS OT WT SE	T2	47352	5/31/2012	1,218.87
50111400	LaborOper NS OT TD	T2	47352	5/31/2012	490.67
50111400	LaborOper NS OT TD	T2	47352	5/31/2012	99.64
50111405	LaborOperNS OT TD SE	T2	47352	5/31/2012	64.74
50111415	LaborOperNS OT TD Ln	T2	47352	5/31/2012	353.94
50111415	LaborOperNS OT TD Ln	T2	47352	5/31/2012	15.79
50111420	LaborOperNS OT TD Mt	T2	47352	5/31/2012	3,150.03
50111510	LaborOperNS OT CA MR	T2	47352	5/31/2012	1,066.65
50111520	LaborOperNS OT CA CS	T2	47352	5/31/2012	196.21
50112200	LaborMaint NS OT P	T2	47352	5/31/2012	37.46
50112300	LaborMaint NS OT WT	T2	47352	5/31/2012	111.92
50112300	LaborMaint NS OT WT	T2	47352	5/31/2012	112.22
50112400	LaborMaint NS OT TD	T2	47352	5/31/2012	207.63
50112420	LaborMaintNSOT TD Mn	T2	47352	5/31/2012	1,245.70
50112430	LaborMaintNSOT TD Sv	T2	47352	5/31/2012	1,904.64
50112430	LaborMaintNSOT TD Sv	T2	47352	5/31/2012	316.59
50112440	LaborMaintNSOT TD Hy	T2	47352	5/31/2012	72.51
50171000	Annual Incent Plan	JE	99051204	5/31/2012	(52,304.00)
50171000	Annual Incent Plan	T3	47353	5/31/2012	3,768.09
50171000	Annual Incent Plan	T3	47353	5/31/2012	775.37



## Kentucky American Water Company

Case No. 2012-00520

Response to PSC DR1, Item 31

Account	Description	Doc Type	Document Number	Posting Date	Amount
50171000	Annual Incent Plan	T3	47353	5/31/2012	212.87
50171000	Annual Incent Plan	T3	47353	5/31/2012	271.37
50171000	Annual Incent Plan	T3	47353	5/31/2012	692.72
50171000	Annual Incent Plan	T3	47353	5/31/2012	1,463.30
50171000	Annual Incent Plan	T3	47353	5/31/2012	2,377.79
50171000	Annual Incent Plan	T3	47353	5/31/2012	582.70
50171000	Annual Incent Plan	T3	47353	5/31/2012	257.25
50171000	Annual Incent Plan	T3	47353	5/31/2012	321.54
50171600	Comp Exp-Options	JE	31024284	5/31/2012	1,731.00
50171800	Comp Exp-RSU's	JE	31024284	5/31/2012	480.00
50421000	401k Expense	T3	47353	5/31/2012	418.05
50421000	401k Expense	T3	47353	5/31/2012	72.38
50421000	401k Expense	T3	47353	5/31/2012	13.59
50421000	401k Expense	T3	47353	5/31/2012	205.69
50421000	401k Expense	T3	47353	5/31/2012	140.83
50421000	401k Expense	T3	47353	5/31/2012	1,479.08
50421000	401k Expense	T3	47353	5/31/2012	36.08
50421000	401k Expense	T3	47353	5/31/2012	144.63
50421000	401k Expense	T3	47353	5/31/2012	60.58
50421000	401k Expense	T3	47353	5/31/2012	3.47
50421000	401k Expense	T3	47353	5/31/2012	43.48
50421000	401k Expense	T3	47353	5/31/2012	66.41
50421000	401k Expense	T3	47353	5/31/2012	1.15
50421000	401k Expense	T3	47353	5/31/2012	3.65
50421000	401k Expense	T3	47353	5/31/2012	16.59
50421000	401k Expense	T3	47353	5/31/2012	11.52
50421000	401k Expense	T3	47353	5/31/2012	14.76
50421000	401k Expense	T3	47353	5/31/2012	215.15
50421000	401k Expense	T3	47353	5/31/2012	275.82
50421000	401k Expense	T3	47353	5/31/2012	478.49
50421000	401k Expense	T3	47353	5/31/2012	250.91
50421000	401k Expense	T3	47353	5/31/2012	7.57
50421000	401k Expense	T3	47353	5/31/2012	207.22
50421000	401k Expense	T3	47353	5/31/2012	129.28
50421000	401k Expense	T3	47353	5/31/2012	50.20
50421000	401k Expense	T3	47353	5/31/2012	19.73
50421000	401k Expense	T3	47353	5/31/2012	16.62
50421000	401k Expense	T3	47353	5/31/2012	6.16
50422000	DCP Expense	T3	47353	5/31/2012	235.75
50422000	DCP Expense	T3	47353	5/31/2012	94.99
50422000	DCP Expense	T3	47353	5/31/2012	142.47
50422000	DCP Expense	T3	47353	5/31/2012	211.18
50422000	DCP Expense	T3	47353	5/31/2012	383.54
50422000	DCP Expense	T3	47353	5/31/2012	109.42
50422000	DCP Expense	T3	47353	5/31/2012	1,843.68
50422000	DCP Expense	T3	47353	5/31/2012	1.82
50422000	DCP Expense	T3	47353	5/31/2012	171.99
50422000	DCP Expense	T3	47353	5/31/2012	168.13
50422000	DCP Expense	T3	47353	5/31/2012	99.07
50422000	DCP Expense	T3	47353	5/31/2012	67.21
50422000	DCP Expense	T3	47353	5/31/2012	6.06
50422000	DCP Expense	T3	47353	5/31/2012	15.14
50422000	DCP Expense	T3	47353	5/31/2012	103.99

## Kentucky American Water Company

Case No. 2012-00520

Response to PSC DR1, Item 31

Account	Description	Doc Type	Document Number	Posting Date	Amount
50422000	DCP Expense	T3	47353	5/31/2012	417.13
50422000	DCP Expense	T3	47353	5/31/2012	616.73
50422000	DCP Expense	T3	47353	5/31/2012	599.77
50422000	DCP Expense	T3	47353	5/31/2012	222.20
50422000	DCP Expense	T3	47353	5/31/2012	110.66
50422000	DCP Expense	T3	47353	5/31/2012	148.96
50422000	DCP Expense	T3	47353	5/31/2012	32.64
50422000	DCP Expense	T3	47353	5/31/2012	21.59
50422000	DCP Expense	T3	47353	5/31/2012	6.82
50426000	Retiree Medical Exp	T3	47353	5/31/2012	357.00
50426000	Retiree Medical Exp	T3	47353	5/31/2012	69.46
50426000	Retiree Medical Exp	T3	47353	5/31/2012	69.54
50426000	Retiree Medical Exp	T3	47353	5/31/2012	33.80
50426000	Retiree Medical Exp	T3	47353	5/31/2012	2.14
50426000	Retiree Medical Exp	T3	47353	5/31/2012	2.67
50426000	Retiree Medical Exp	T3	47353	5/31/2012	83.93
50426000	Retiree Medical Exp	T3	47353	5/31/2012	82.75
50450016	Other Welfare AG	JE	31024044	5/31/2012	9,600.00
50450016	Other Welfare AG	JE	31024167	5/31/2012	(1,133.33)
50450016	Other Welfare AG	JE	31024167	5/31/2012	(1,050.00)
50452000	Emp Physical Exams	CC	31023715	5/31/2012	117.00
50510000	PBOP Expense	JR	2001	5/31/2012	70,420.00
50510000	PBOP Expense	JR	2007	5/31/2012	492.94
50510000	PBOP Expense	JR	2007	5/31/2012	(492.94)
50510000	PBOP Expense	JE	102	5/31/2012	(359.60)
50510000	PBOP Expense	JE	104	5/31/2012	(118.00)
50510100	PBOP Cap Credits	T1	47351	5/31/2012	(23,839.37)
50510100	PBOP Cap Credits	T3	47353	5/31/2012	18,556.04
50510100	PBOP Cap Credits	T3	47353	5/31/2012	233.83
50510100	PBOP Cap Credits	T3	47353	5/31/2012	111.58
50510100	PBOP Cap Credits	T3	47353	5/31/2012	21.80
50510100	PBOP Cap Credits	T3	47353	5/31/2012	130.38
50510100	PBOP Cap Credits	T3	47353	5/31/2012	121.43
50510100	PBOP Cap Credits	T3	47353	5/31/2012	22.94
50510100	PBOP Cap Credits	T3	47353	5/31/2012	104.16
50510100	PBOP Cap Credits	T3	47353	5/31/2012	92.74
50550000	Group Insur Expense	JE	31014118	5/31/2012	1,230.40
50550000	Group Insur Expense	JE	31014118	5/31/2012	(1,230.40)
50550000	Group Insur Expense	T1	47351	5/31/2012	(13,668.28)
50550000	Group Insur Expense	T3	47353	5/31/2012	79.91
50550000	Group Insur Expense	T3	47353	5/31/2012	1,541.32
50550000	Group Insur Expense	T3	47353	5/31/2012	17.51
50550000	Group Insur Expense	T3	47353	5/31/2012	55.97
50550000	Group Insur Expense	T3	47353	5/31/2012	19.19
50550000	Group Insur Expense	T3	47353	5/31/2012	29.06
50550000	Group Insur Expense	T3	47353	5/31/2012	287.46
50550000	Group Insur Expense	T3	47353	5/31/2012	434.13
50550000	Group Insur Expense	T3	47353	5/31/2012	643.80
50550000	Group Insur Expense	T3	47353	5/31/2012	302.72
50550000	Group Insur Expense	T3	47353	5/31/2012	340.22
50550000	Group Insur Expense	T3	47353	5/31/2012	20.54
50550000	Group Insur Expense	JE	31024109	5/31/2012	(11,455.47)
50550000	Group Insur Expense	JE	31024164	5/31/2012	(1,626.90)

Kentucky American Water Company  
Case No. 2012-00520  
Response to PSC DR1, Item 31

Account	Description	Doc Type	Document Number	Posting Date	Amount
50550000	Group Insur Expense	JE	31024164	5/31/2012	(1,532.00)
50550100	Group Ins Cap Credits	T1	47351	5/31/2012	(55,696.81)
50550100	Group Ins Cap Credits	T3	47353	5/31/2012	42,282.92
50550100	Group Ins Cap Credits	T3	47353	5/31/2012	283.48
50550100	Group Ins Cap Credits	T3	47353	5/31/2012	815.57
50550100	Group Ins Cap Credits	T3	47353	5/31/2012	622.65
50550100	Group Ins Cap Credits	T3	47353	5/31/2012	25.83
50550100	Group Ins Cap Credits	T3	47353	5/31/2012	505.44
50550100	Group Ins Cap Credits	T3	47353	5/31/2012	382.01
50550100	Group Ins Cap Credits	T3	47353	5/31/2012	21.46
50550100	Group Ins Cap Credits	T3	47353	5/31/2012	27.18
50550100	Group Ins Cap Credits	T3	47353	5/31/2012	123.37
50550100	Group Ins Cap Credits	T3	47353	5/31/2012	53.60
50550100	Group Ins Cap Credits	T3	47353	5/31/2012	109.88
50550100	Group Ins Cap Credits	T3	47353	5/31/2012	387.67
50610000	Pension Expense	JR	2002	5/31/2012	101,561.08
50610000	Pension Expense	JR	2007	5/31/2012	710.93
50610000	Pension Expense	JR	2007	5/31/2012	(710.93)
50610100	Pension Cap Credits	T1	47351	5/31/2012	(37,049.73)
50610100	Pension Cap Credits	T3	47353	5/31/2012	28,838.63
50610100	Pension Cap Credits	T3	47353	5/31/2012	363.40
50610100	Pension Cap Credits	T3	47353	5/31/2012	173.42
50610100	Pension Cap Credits	T3	47353	5/31/2012	33.88
50610100	Pension Cap Credits	T3	47353	5/31/2012	202.65
50610100	Pension Cap Credits	T3	47353	5/31/2012	188.72
50610100	Pension Cap Credits	T3	47353	5/31/2012	35.66
50610100	Pension Cap Credits	T3	47353	5/31/2012	161.86
50610100	Pension Cap Credits	T3	47353	5/31/2012	144.14
51010000	Purchased Water	JE	205	5/31/2012	14,821.00
51010000	Purchased Water	JE	205	5/31/2012	4,486.00
51010000	Purchased Water	JE	205	5/31/2012	17,889.16
51010000	Purchased Water	JE	205	5/31/2012	1,316.00
51015000	Purchased Water I/C	JE	305	5/31/2012	1,069.09
51015000	Purchased Water I/C	JE	305	5/31/2012	1,402.08
51110000	Waste Disposal	J1	12120502	5/31/2012	1,998.75
51110000	Waste Disposal	JR	200	5/31/2012	5,333.33
51110000	Waste Disposal	JR	201	5/31/2012	3,000.00
51110000	Waste Disposal	ID	733171	5/31/2012	957.66
51110000	Waste Disposal	ID	733171	5/31/2012	910.53
51110000	Waste Disposal	JE	155	5/31/2012	2,454.80
51110000	Waste Disposal	JE	156	5/31/2012	307.10
51120000	Amort Waste Disposal	JR	1100	5/31/2012	8,333.33
51510012	Purchased Power P	EE	70015889	5/31/2012	126.94
51510012	Purchased Power P	JE	155	5/31/2012	35,617.78
51510012	Purchased Power P	JE	155	5/31/2012	9,277.80
51510012	Purchased Power P	JE	155	5/31/2012	209.47
51510012	Purchased Power P	JE	155	5/31/2012	712.64
51510012	Purchased Power P	JE	157	5/31/2012	(5,511.54)
51510012	Purchased Power P	JE	157	5/31/2012	(595.42)
51510012	Purchased Power P	JE	156	5/31/2012	4,455.78
51510012	Purchased Power P	JE	156	5/31/2012	1,160.65
51510012	Purchased Power P	JE	156	5/31/2012	26.20
51510012	Purchased Power P	JE	156	5/31/2012	89.15

## Kentucky American Water Company

Case No. 2012-00520

Response to PSC DR1, Item 31

Account	Description	Doc Type	Document Number	Posting Date	Amount
51510013	Purchased Power WT	JE	155	5/31/2012	197,268.84
51510013	Purchased Power WT	JE	155	5/31/2012	25,733.24
51510013	Purchased Power WT	JE	155	5/31/2012	47,553.69
51510013	Purchased Power WT	JE	155	5/31/2012	11,536.97
51510013	Purchased Power WT	JE	155	5/31/2012	2,215.08
51510013	Purchased Power WT	JE	157	5/31/2012	789.18
51510013	Purchased Power WT	JE	157	5/31/2012	41,228.19
51510013	Purchased Power WT	JE	156	5/31/2012	24,678.33
51510013	Purchased Power WT	JE	156	5/31/2012	3,219.23
51510013	Purchased Power WT	JE	156	5/31/2012	5,948.97
51510013	Purchased Power WT	JE	156	5/31/2012	1,443.27
51510013	Purchased Power WT	JE	156	5/31/2012	277.11
51510014	Purchased Power TD	JE	155	5/31/2012	12.00
51510014	Purchased Power TD	JE	155	5/31/2012	377.31
51510014	Purchased Power TD	JE	156	5/31/2012	1.50
51510014	Purchased Power TD	JE	156	5/31/2012	47.20
51800000	Chemicals	ID	733171	5/31/2012	3,371.09
51800000	Chemicals	ID	733171	5/31/2012	1,170.85
51800000	Chemicals	ID	733171	5/31/2012	4,406.20
51800000	Chemicals	ID	733171	5/31/2012	3,584.68
51800000	Chemicals	ID	733171	5/31/2012	22,717.83
51800000	Chemicals	ID	733171	5/31/2012	2,106.12
51800000	Chemicals	ID	733171	5/31/2012	78.32
51800000	Chemicals	ID	733171	5/31/2012	4,234.32
51800000	Chemicals	ID	733180	5/31/2012	118.19
51800000	Chemicals	ID	733180	5/31/2012	310.18
52001300	M&S Oper WT	CC	31022277	5/31/2012	8.54
52001300	M&S Oper WT	CC	31022756	5/31/2012	114.48
52001300	M&S Oper WT	CC	31022952	5/31/2012	8.54
52001400	M&S Oper TD	CC	31020909	5/31/2012	(22.69)
52001400	M&S Oper TD	CC	31020912	5/31/2012	22.69
52001400	M&S Oper TD	CC	31020965	5/31/2012	306.34
52001400	M&S Oper TD	CC	31023694	5/31/2012	4.27
52001400	M&S Oper TD	CC	31023952	5/31/2012	25.44
52001400	M&S Oper TD	JE	160	5/31/2012	1,500.00
52001600	M&S Oper AG	CC	8081	5/31/2012	135.00
52001600	M&S Oper AG	CC	8081	5/31/2012	85.00
52001600	M&S Oper AG	CC	8081	5/31/2012	85.00
52001600	M&S Oper AG	CC	8081	5/31/2012	107.92
52001600	M&S Oper AG	CC	8081	5/31/2012	74.27
52001600	M&S Oper AG	CC	8081	5/31/2012	42.25
52501300	Misc Oper WT	CC	31022668	5/31/2012	21.19
52501400	Misc Oper TD	JE	148	5/31/2012	95.27
52501400	Misc Oper TD	JE	160	5/31/2012	1,488.46
52501600	Misc Oper AG	JE	12120501	5/31/2012	130.18
52501600	Misc Oper AG	CC	31023350	5/31/2012	137.65
52501600	Misc Oper AG	CC	31023635	5/31/2012	16.95
52501600	Misc Oper AG	JE	332	5/31/2012	123.48
52501600	Misc Oper AG	JE	335	5/31/2012	302.17
52501600	Misc Oper AG	JE	333	5/31/2012	72.29
52501600	Misc Oper AG	JE	160	5/31/2012	21,308.06
52510015	Bank Svc Charges-CA	JE	140	5/31/2012	15,110.08
52510015	Bank Svc Charges-CA	JE	141	5/31/2012	8,527.37

Kentucky American Water Company  
Case No. 2012-00520  
Response to PSC DR1, Item 31

Account	Description	Doc Type	Document Number	Posting Date	Amount
52520000	Collection Agencies	JE	316	5/31/2012	8,294.66
52520000	Collection Agencies	JE	334	5/31/2012	1,209.90
52520000	Collection Agencies	JE	334	5/31/2012	147.14
52524000	Co Dues/Mmbrshp Ded	JE	99051202	5/31/2012	82.50
52524000	Co Dues/Mmbrshp Ded	JR	1209	5/31/2012	427.08
52524000	Co Dues/Mmbrshp Ded	JR	1212	5/31/2012	3,800.50
52524000	Co Dues/Mmbrshp Ded	JR	200	5/31/2012	307.11
52524000	Co Dues/Mmbrshp Ded	JR	213	5/31/2012	532.11
52526100	Credit Line Fees I/C	JE	129	5/31/2012	4,577.50
52526100	Credit Line Fees I/C	JE	125	5/31/2012	1,322.47
52532013	Electricity WT	JE	155	5/31/2012	23.27
52532013	Electricity WT	JE	155	5/31/2012	60.51
52532013	Electricity WT	JE	155	5/31/2012	31.62
52532013	Electricity WT	JE	156	5/31/2012	2.91
52532013	Electricity WT	JE	156	5/31/2012	7.57
52532013	Electricity WT	JE	156	5/31/2012	3.96
52532014	Electricity TD	EE	70015887	5/31/2012	20.36
52532014	Electricity TD	EE	70015888	5/31/2012	19.79
52532014	Electricity TD	EE	70015928	5/31/2012	9.87
52532014	Electricity TD	JE	155	5/31/2012	3,703.23
52532014	Electricity TD	JE	155	5/31/2012	960.06
52532014	Electricity TD	JE	155	5/31/2012	668.72
52532014	Electricity TD	JE	156	5/31/2012	463.27
52532014	Electricity TD	JE	156	5/31/2012	198.61
52532016	Electricity AG	JE	155	5/31/2012	5,929.47
52532016	Electricity AG	JE	155	5/31/2012	178.83
52532016	Electricity AG	JE	156	5/31/2012	741.78
52532016	Electricity AG	JE	156	5/31/2012	22.37
52534000	Employee Expenses	CC	31022140	5/31/2012	80.00
52534000	Employee Expenses	CC	31022420	5/31/2012	39.00
52534000	Employee Expenses	CC	31022421	5/31/2012	90.00
52534000	Employee Expenses	CC	31022424	5/31/2012	218.48
52534000	Employee Expenses	CC	31022745	5/31/2012	100.00
52534000	Employee Expenses	CC	31022746	5/31/2012	100.00
52534000	Employee Expenses	CC	8081	5/31/2012	32.64
52534000	Employee Expenses	CC	8081	5/31/2012	13.00
52534000	Employee Expenses	JE	31024336	5/31/2012	24,415.38
52534200	Conferences & Reg	JR	215	5/31/2012	216.40
52535000	Meals Deductible	CC	31020910	5/31/2012	24.13
52535000	Meals Deductible	CC	31020915	5/31/2012	36.00
52535000	Meals Deductible	CC	31021125	5/31/2012	38.44
52535000	Meals Deductible	CC	31021963	5/31/2012	57.14
52535000	Meals Deductible	CC	31022139	5/31/2012	11.43
52535000	Meals Deductible	CC	31022299	5/31/2012	88.00
52535000	Meals Deductible	CC	31022422	5/31/2012	4.31
52535000	Meals Deductible	CC	31022423	5/31/2012	4.31
52535000	Meals Deductible	CC	31022535	5/31/2012	6.65
52535000	Meals Deductible	CC	31023421	5/31/2012	13.99
52535000	Meals Deductible	CC	8081	5/31/2012	7.90
52535000	Meals Deductible	J2	12120506	5/31/2012	(5,000.00)
52535000	Meals Deductible	JE	31024336	5/31/2012	24,415.38
52542015	Forms CA	JE	300	5/31/2012	16,729.22
52542016	Forms AG	CC	31021757	5/31/2012	408.42

## Kentucky American Water Company

Case No. 2012-00520

Response to PSC DR1, Item 31

Account	Description	Doc Type	Document Number	Posting Date	Amount
52548014	Heating Oil/Gas TD	JE	155	5/31/2012	829.95
52548014	Heating Oil/Gas TD	JE	155	5/31/2012	36.27
52548014	Heating Oil/Gas TD	JE	156	5/31/2012	103.83
52548014	Heating Oil/Gas TD	JE	156	5/31/2012	4.54
52548016	Heating Oil/Gas AG	JE	155	5/31/2012	1,319.88
52548016	Heating Oil/Gas AG	JE	156	5/31/2012	165.12
52554500	Lab Supplies	CC	31022092	5/31/2012	46.22
52554500	Lab Supplies	CC	31022559	5/31/2012	127.62
52554500	Lab Supplies	CC	31022559	5/31/2012	73.81
52554500	Lab Supplies	CC	8081	5/31/2012	166.82
52554500	Lab Supplies	CC	8081	5/31/2012	333.64
52562013	Off&Adm Supplies WT	CC	31022278	5/31/2012	154.11
52562013	Off&Adm Supplies WT	CC	31022426	5/31/2012	96.73
52562013	Off&Adm Supplies WT	CC	31022953	5/31/2012	249.88
52562013	Off&Adm Supplies WT	CC	31023419	5/31/2012	21.05
52562016	Off&Adm Supplies AG	CC	31021564	5/31/2012	46.11
52562016	Off&Adm Supplies AG	CC	31021564	5/31/2012	138.05
52562016	Off&Adm Supplies AG	CC	31023512	5/31/2012	100.80
52566015	Postage CA	JE	125	5/31/2012	48,291.31
52568000	Research & Develop	JE	99051202	5/31/2012	158.90
52568000	Research & Develop	JR	211	5/31/2012	1,676.51
52568000	Research & Develop	JR	216	5/31/2012	73.70
52571100	Add'l Security Costs	JE	600	5/31/2012	10,674.56
52571100	Add'l Security Costs	JE	600	5/31/2012	2,860.80
52571100	Add'l Security Costs	JE	160	5/31/2012	7,999.16
52571500	Software Licenses	JE	99051213	5/31/2012	(38.33)
52571500	Software Licenses	JE	99051213	5/31/2012	(2.38)
52571500	Software Licenses	JE	99051213	5/31/2012	(23.50)
52571500	Software Licenses	JR	208	5/31/2012	1,378.38
52571500	Software Licenses	JR	210	5/31/2012	472.67
52571500	Software Licenses	JR	212	5/31/2012	286.35
52571500	Software Licenses	JR	222	5/31/2012	85.29
52571500	Software Licenses	JR	224	5/31/2012	240.11
52574013	Telephone WT	JE	148	5/31/2012	422.97
52574015	Telephone CA	TC	31020688	5/31/2012	49.53
52574015	Telephone CA	TC	31020795	5/31/2012	5,249.12
52574015	Telephone CA	TC	31020797	5/31/2012	1,412.00
52574015	Telephone CA	TC	31020797	5/31/2012	1,015.57
52574015	Telephone CA	JE	148	5/31/2012	987.67
52574016	Telephone AG	TC	31020661	5/31/2012	118.30
52574016	Telephone AG	TC	31020739	5/31/2012	98.00
52574016	Telephone AG	TC	31020795	5/31/2012	319.41
52574016	Telephone AG	TC	31020795	5/31/2012	319.41
52574016	Telephone AG	TC	31020795	5/31/2012	319.41
52574016	Telephone AG	JE	148	5/31/2012	2.10
52574016	Telephone AG	JE	148	5/31/2012	1.94
52574016	Telephone AG	JE	148	5/31/2012	48.03
52574016	Telephone AG	JE	148	5/31/2012	341.12
52574016	Telephone AG	JE	148	5/31/2012	992.50
52574016	Telephone AG	JE	148	5/31/2012	3.04
52574016	Telephone AG	JE	148	5/31/2012	63.65
52574113	Cell Phone WT	JE	148	5/31/2012	51.91
52574114	Cell Phone TD	JE	148	5/31/2012	6.31

## Kentucky American Water Company

Case No. 2012-00520

Response to PSC DR1, Item 31

Account	Description	Doc Type	Document Number	Posting Date	Amount
52574114	Cell Phone TD	JE	148	5/31/2012	276.77
52574116	Cell Phone AG	TC	31020673	5/31/2012	102.39
52574116	Cell Phone AG	CC	31021616	5/31/2012	23.84
52574116	Cell Phone AG	CC	31022425	5/31/2012	35.75
52574116	Cell Phone AG	JE	148	5/31/2012	204.40
52574116	Cell Phone AG	JE	148	5/31/2012	65.36
52574116	Cell Phone AG	JE	148	5/31/2012	69.48
52574116	Cell Phone AG	JE	148	5/31/2012	60.92
52574116	Cell Phone AG	JE	148	5/31/2012	44.90
52574116	Cell Phone AG	JE	148	5/31/2012	34.18
52574116	Cell Phone AG	JE	148	5/31/2012	762.74
52574116	Cell Phone AG	JE	148	5/31/2012	2,014.83
52574116	Cell Phone AG	JE	148	5/31/2012	346.37
52574116	Cell Phone AG	JE	148	5/31/2012	30.33
52574116	Cell Phone AG	JE	148	5/31/2012	79.01
52574116	Cell Phone AG	JE	148	5/31/2012	63.73
52574116	Cell Phone AG	JE	148	5/31/2012	93.80
52574116	Cell Phone AG	JE	148	5/31/2012	244.28
52578014	Trash Removal TD	JE	160	5/31/2012	1,523.22
52582013	Uniforms WT	CC	31022141	5/31/2012	69.34
52582013	Uniforms WT	CC	31022145	5/31/2012	55.44
52582013	Uniforms WT	CC	31022277	5/31/2012	47.40
52582013	Uniforms WT	CC	31022538	5/31/2012	152.45
52582013	Uniforms WT	CC	31022754	5/31/2012	79.44
52582013	Uniforms WT	CC	31022755	5/31/2012	108.37
52582013	Uniforms WT	CC	31022952	5/31/2012	39.20
52582013	Uniforms WT	CC	31023694	5/31/2012	4.81
52582013	Uniforms WT	CC	31023694	5/31/2012	25.35
52582014	Uniforms TD	CC	31023587	5/31/2012	144.14
52582014	Uniforms TD	CC	31023694	5/31/2012	21.31
52585000	Discounts Available	PN	8010	5/31/2012	(22.84)
52585000	Discounts Available	PN	8010	5/31/2012	(20.04)
52585000	Discounts Available	PN	8010	5/31/2012	(10.99)
52585000	Discounts Available	PN	8010	5/31/2012	(3.07)
52585000	Discounts Available	PN	8010	5/31/2012	(5.15)
52585000	Discounts Available	PK	62065758	5/31/2012	(3.68)
52585000	Discounts Available	PK	62065758	5/31/2012	(14.06)
53150013	Contr Svc-Other WT	JR	1200	5/31/2012	905.00
53150013	Contr Svc-Other WT	JR	1200	5/31/2012	162.83
53150013	Contr Svc-Other WT	JR	1200	5/31/2012	1,862.92
53150013	Contr Svc-Other WT	JR	1200	5/31/2012	474.17
53150013	Contr Svc-Other WT	JR	1200	5/31/2012	725.92
53150013	Contr Svc-Other WT	JR	1200	5/31/2012	563.58
53150013	Contr Svc-Other WT	JR	1200	5/31/2012	204.33
53150013	Contr Svc-Other WT	J1	12120503	5/31/2012	(5,280.00)
53150013	Contr Svc-Other WT	CC	31022536	5/31/2012	110.00
53150013	Contr Svc-Other WT	J2	12120506	5/31/2012	5,000.00
53150013	Contr Svc-Other WT	JE	600	5/31/2012	4,500.00
53150013	Contr Svc-Other WT	JE	600	5/31/2012	2,500.00
53150014	Contr Svc-Other TD	JE	600	5/31/2012	3,018.00
53150014	Contr Svc-Other TD	JE	160	5/31/2012	2,865.20
53150014	Contr Svc-Other TD	JE	160	5/31/2012	1,347.80
53150014	Contr Svc-Other TD	JE	160	5/31/2012	1,184.26

Kentucky American Water Company  
Case No. 2012-00520  
Response to PSC DR1, Item 31

Account	Description	Doc Type	Document Number	Posting Date	Amount
53150014	Contr Svc-Other TD	JE	160	5/31/2012	8,580.00
53150015	Contr Svc-Other CA	JE	148	5/31/2012	492.94
53150016	Contr Svc-Other AG	CC	8081	5/31/2012	66.46
53150016	Contr Svc-Other AG	JE	877	5/31/2012	5,933.25
53150016	Contr Svc-Other AG	JE	160	5/31/2012	3,460.00
53150016	Contr Svc-Other AG	JE	160	5/31/2012	10,185.00
53154000	Contr Svc-Audit Fees	JR	275	5/31/2012	7,779.00
53155000	Contr Svc-Legal	J2	26120501	5/31/2012	1,050.60
53155000	Contr Svc-Legal	JE	175	5/31/2012	46,731.56
53155000	Contr Svc-Legal	JE	175	5/31/2012	8,896.00
53155000	Contr Svc-Legal	JE	175	5/31/2012	5,213.08
53155000	Contr Svc-Legal	JE	175	5/31/2012	3,675.50
53409999	AWWSC Conversion	JB	31024440	5/31/2012	16,834.02
53409999	AWWSC Conversion	JB	31024440	5/31/2012	11,650.99
53409999	AWWSC Conversion	JB	31024440	5/31/2012	53,439.33
53409999	AWWSC Conversion	JB	31024440	5/31/2012	28,525.55
53409999	AWWSC Conversion	JB	31024440	5/31/2012	41,598.30
53409999	AWWSC Conversion	JB	31024440	5/31/2012	48,877.10
53409999	AWWSC Conversion	JB	31024440	5/31/2012	21,820.95
53409999	AWWSC Conversion	JB	31024440	5/31/2012	5,233.65
53409999	AWWSC Conversion	JB	31024440	5/31/2012	54.66
53409999	AWWSC Conversion	JB	31024440	5/31/2012	2,758.69
53409999	AWWSC Conversion	JB	31024440	5/31/2012	1,806.51
53409999	AWWSC Conversion	JB	31024440	5/31/2012	3,219.34
53409999	AWWSC Conversion	JB	31024440	5/31/2012	46,561.43
53409999	AWWSC Conversion	JB	31024440	5/31/2012	166,006.81
53409999	AWWSC Conversion	JB	31024440	5/31/2012	187,557.77
53409999	AWWSC Conversion	JB	31024440	5/31/2012	787.13
53409999	AWWSC Conversion	JB	31024440	5/31/2012	787.13
53409999	AWWSC Conversion	JB	31024440	5/31/2012	787.13
53409999	AWWSC Conversion	JB	31024440	5/31/2012	787.13
53409999	AWWSC Conversion	JB	31024440	5/31/2012	787.13
53409999	AWWSC Conversion	JB	31024440	5/31/2012	14,197.51
53409999	AWWSC Conversion	JB	31024440	5/31/2012	23,822.83
53409999	AWWSC Conversion	JB	31024440	5/31/2012	41,251.92
54140016	Rents-Equip AG	ST	31020831	5/31/2012	3.05
55000014	Trans Oper TD	CC	31020920	5/31/2012	109.17
55000016	Trans Oper AG	CC	31020911	5/31/2012	36.35
55000016	Trans Oper AG	CC	31020918	5/31/2012	75.00
55000016	Trans Oper AG	CC	31020919	5/31/2012	62.93
55000016	Trans Oper AG	CC	31020948	5/31/2012	41.87
55000100	Trans Cap Credits	T1	47351	5/31/2012	(1,393.66)
55000100	Trans Cap Credits	T1	47351	5/31/2012	(1,375.02)
55000100	Trans Cap Credits	T1	47351	5/31/2012	(151.14)
55000100	Trans Cap Credits	T1	47351	5/31/2012	(347.06)
55000100	Trans Cap Credits	T1	47351	5/31/2012	(558.88)
55000100	Trans Cap Credits	T1	47351	5/31/2012	(4,185.65)
55000100	Trans Cap Credits	T1	47351	5/31/2012	(9,443.88)
55000100	Trans Cap Credits	T1	47351	5/31/2012	(701.21)
55000100	Trans Cap Credits	T1	47351	5/31/2012	(1,254.99)
55000100	Trans Cap Credits	T1	47351	5/31/2012	(715.04)
55000100	Trans Cap Credits	T1	47351	5/31/2012	(424.87)
55000100	Trans Cap Credits	T1	47351	5/31/2012	(582.07)



## Kentucky American Water Company

Case No. 2012-00520

Response to PSC DR1, Item 31

Account	Description	Doc Type	Document Number	Posting Date	Amount
55000100	Trans Cap Credits	T1	47351	5/31/2012	(127.17)
55000100	Trans Cap Credits	T3	47353	5/31/2012	1,314.43
55000100	Trans Cap Credits	T3	47353	5/31/2012	41.98
55000100	Trans Cap Credits	T3	47353	5/31/2012	128.47
55000100	Trans Cap Credits	T3	47353	5/31/2012	231.27
55000100	Trans Cap Credits	T3	47353	5/31/2012	558.88
55000100	Trans Cap Credits	T3	47353	5/31/2012	3,941.56
55000100	Trans Cap Credits	T3	47353	5/31/2012	147.98
55000100	Trans Cap Credits	T3	47353	5/31/2012	6,172.43
55000100	Trans Cap Credits	T3	47353	5/31/2012	108.19
55000100	Trans Cap Credits	T3	47353	5/31/2012	311.38
55000100	Trans Cap Credits	T3	47353	5/31/2012	237.67
55000100	Trans Cap Credits	T3	47353	5/31/2012	9.86
55000100	Trans Cap Credits	T3	47353	5/31/2012	192.94
55000100	Trans Cap Credits	T3	47353	5/31/2012	145.82
55000100	Trans Cap Credits	T3	47353	5/31/2012	8.19
55000100	Trans Cap Credits	T3	47353	5/31/2012	10.38
55000100	Trans Cap Credits	T3	47353	5/31/2012	47.10
55000100	Trans Cap Credits	T3	47353	5/31/2012	20.46
55000100	Trans Cap Credits	T3	47353	5/31/2012	41.94
55000100	Trans Cap Credits	T3	47353	5/31/2012	701.21
55000100	Trans Cap Credits	T3	47353	5/31/2012	1,254.99
55000100	Trans Cap Credits	T3	47353	5/31/2012	715.04
55000100	Trans Cap Credits	T3	47353	5/31/2012	399.19
55000100	Trans Cap Credits	T3	47353	5/31/2012	553.58
55000100	Trans Cap Credits	T3	47353	5/31/2012	127.17
55010200	Trans Lease Fuel	JE	240	5/31/2012	24.12
55010200	Trans Lease Fuel	JE	240	5/31/2012	2,054.47
55010200	Trans Lease Fuel	JE	240	5/31/2012	565.87
55010200	Trans Lease Fuel	JE	240	5/31/2012	24,272.34
55010200	Trans Lease Fuel	JE	240	5/31/2012	1,484.30
55010200	Trans Lease Fuel	JE	240	5/31/2012	759.77
55010200	Trans Lease Fuel	JE	240	5/31/2012	340.83
55010200	Trans Lease Fuel	JE	240	5/31/2012	1,730.60
55010200	Trans Lease Fuel	JE	240	5/31/2012	1,225.38
55010200	Trans Lease Fuel	JE	240	5/31/2012	69.19
55010200	Trans Lease Fuel	JE	240	5/31/2012	3,247.27
55010200	Trans Lease Fuel	JE	240	5/31/2012	326.86
55010200	Trans Lease Fuel	JE	242	5/31/2012	245.67
55010200	Trans Lease Fuel	JE	242	5/31/2012	61.04
55010200	Trans Lease Fuel	JE	242	5/31/2012	3,304.24
55010200	Trans Lease Fuel	JE	242	5/31/2012	105.56
55010200	Trans Lease Fuel	JE	242	5/31/2012	69.75
55010200	Trans Lease Fuel	JE	242	5/31/2012	70.80
55010200	Trans Lease Fuel	JE	242	5/31/2012	493.05
55010200	Trans Lease Fuel	JE	242	5/31/2012	440.53
55010300	Trans Lease Maint	JE	245	5/31/2012	592.50
55010300	Trans Lease Maint	JE	240	5/31/2012	3.00
55010300	Trans Lease Maint	JE	240	5/31/2012	5.00
55010300	Trans Lease Maint	JE	240	5/31/2012	1,197.04
55010300	Trans Lease Maint	JE	240	5/31/2012	334.01
55010300	Trans Lease Maint	JE	240	5/31/2012	18,872.24
55010300	Trans Lease Maint	JE	240	5/31/2012	43.80

Kentucky American Water Company  
Case No. 2012-00520  
Response to PSC DR1, Item 31

Account	Description	Doc Type	Document Number	Posting Date	Amount
55010300	Trans Lease Maint	JE	240	5/31/2012	63.61
55010300	Trans Lease Maint	JE	240	5/31/2012	111.19
55010300	Trans Lease Maint	JE	240	5/31/2012	157.11
55010300	Trans Lease Maint	JE	240	5/31/2012	507.35
55010300	Trans Lease Maint	JE	240	5/31/2012	5.00
55010300	Trans Lease Maint	JE	240	5/31/2012	2,051.44
55010300	Trans Lease Maint	JE	240	5/31/2012	5.00
55010300	Trans Lease Maint	JE	241	5/31/2012	0.00
55010300	Trans Lease Maint	JE	241	5/31/2012	2,063.00
55010300	Trans Lease Maint	JE	31024310	5/31/2012	7,261.00
55010300	Trans Lease Maint	JE	31024310	5/31/2012	5,588.62
55010300	Trans Lease Maint	JE	31024310	5/31/2012	3,901.00
55010300	Trans Lease Maint	JE	31024310	5/31/2012	1,901.00
55110000	Ins Vehicle	JR	115	5/31/2012	2,949.17
55710000	Ins General Liabilty	JR	101	5/31/2012	209.59
55710000	Ins General Liabilty	JR	102	5/31/2012	231.37
55710000	Ins General Liabilty	JR	107	5/31/2012	151.44
55710000	Ins General Liabilty	JR	109	5/31/2012	532.99
55710000	Ins General Liabilty	JR	111	5/31/2012	17,685.20
55710000	Ins General Liabilty	JR	113	5/31/2012	4,510.47
55710000	Ins General Liabilty	JR	114	5/31/2012	824.99
55710000	Ins General Liabilty	JR	119	5/31/2012	782.78
55710000	Ins General Liabilty	JR	125	5/31/2012	412.95
55710000	Ins General Liabilty	JR	128	5/31/2012	66.42
55720000	Ins Work Comp	JR	112	5/31/2012	13,570.32
55720000	Ins Work Comp	JR	2007	5/31/2012	94.99
55720000	Ins Work Comp	JR	2007	5/31/2012	(94.99)
55720100	Ins W/C Cap Credits	T1	47351	5/31/2012	(5,689.51)
55720100	Ins W/C Cap Credits	T3	47353	5/31/2012	4,319.22
55720100	Ins W/C Cap Credits	T3	47353	5/31/2012	28.96
55720100	Ins W/C Cap Credits	T3	47353	5/31/2012	83.34
55720100	Ins W/C Cap Credits	T3	47353	5/31/2012	63.62
55720100	Ins W/C Cap Credits	T3	47353	5/31/2012	2.64
55720100	Ins W/C Cap Credits	T3	47353	5/31/2012	51.63
55720100	Ins W/C Cap Credits	T3	47353	5/31/2012	39.01
55720100	Ins W/C Cap Credits	T3	47353	5/31/2012	2.19
55720100	Ins W/C Cap Credits	T3	47353	5/31/2012	2.78
55720100	Ins W/C Cap Credits	T3	47353	5/31/2012	12.60
55720100	Ins W/C Cap Credits	T3	47353	5/31/2012	5.48
55720100	Ins W/C Cap Credits	T3	47353	5/31/2012	11.24
55720100	Ins W/C Cap Credits	T3	47353	5/31/2012	39.60
55730000	Ins Other	JR	100	5/31/2012	8.82
55730000	Ins Other	JR	103	5/31/2012	39.60
55730000	Ins Other	JR	104	5/31/2012	55.35
55730000	Ins Other	JR	110	5/31/2012	538.90
55730000	Ins Other	JR	116	5/31/2012	9,561.52
56610000	Reg Exp-Amort	JR	700	5/31/2012	16,565.87
56620000	Reg Exp-Depr Stdy	JR	800	5/31/2012	561.46
56620000	Reg Exp-Depr Stdy	JR	900	5/31/2012	617.21
57010015	Uncoll Accts Exp CA	JE	31024094	5/31/2012	(123.41)
57010015	Uncoll Accts Exp CA	JE	100	5/31/2012	(21,160.82)
57010016	Uncoll Accts Exp AG	JE	260	5/31/2012	8,870.60
62002100	M&S Maint SS	CC	31022867	5/31/2012	200.93

## Kentucky American Water Company

Case No. 2012-00520

Response to PSC DR1, Item 31

Account	Description	Doc Type	Document Number	Posting Date	Amount
62002100	M&S Maint SS	CC	31023143	5/31/2012	124.69
62002100	M&S Maint SS	JE	160	5/31/2012	1,275.00
62002300	M&S Maint WT	J1	12120503	5/31/2012	(2,207.00)
62002300	M&S Maint WT	J1	12120503	5/31/2012	(2,983.00)
62002300	M&S Maint WT	J1	12120503	5/31/2012	(1,744.00)
62002300	M&S Maint WT	CC	31022868	5/31/2012	165.94
62002300	M&S Maint WT	CC	31022869	5/31/2012	15.84
62002300	M&S Maint WT	CC	31023686	5/31/2012	403.12
62002300	M&S Maint WT	CC	8081	5/31/2012	(379.60)
62002300	M&S Maint WT	JE	600	5/31/2012	3,000.00
62002300	M&S Maint WT	JE	160	5/31/2012	1,192.25
62002300	M&S Maint WT	JE	160	5/31/2012	6,995.01
62002300	M&S Maint WT	JE	160	5/31/2012	1,200.00
62002400	M&S Maint TD	IR	733015	5/31/2012	(14.94)
62002400	M&S Maint TD	IR	733015	5/31/2012	(41.78)
62002400	M&S Maint TD	IR	733015	5/31/2012	(19.07)
62002400	M&S Maint TD	IR	733015	5/31/2012	(77.37)
62002400	M&S Maint TD	IR	733015	5/31/2012	(106.63)
62002400	M&S Maint TD	IR	733015	5/31/2012	(91.82)
62002400	M&S Maint TD	IR	733015	5/31/2012	(72.95)
62002400	M&S Maint TD	IR	733015	5/31/2012	(37.36)
62002400	M&S Maint TD	IR	733015	5/31/2012	(6.31)
62002400	M&S Maint TD	IR	733015	5/31/2012	(77.75)
62002400	M&S Maint TD	IR	733015	5/31/2012	(16.77)
62002400	M&S Maint TD	IR	733015	5/31/2012	(22.67)
62002400	M&S Maint TD	IR	733015	5/31/2012	(41.64)
62002400	M&S Maint TD	IR	733015	5/31/2012	(150.90)
62002400	M&S Maint TD	IR	733015	5/31/2012	(34.05)
62002400	M&S Maint TD	IR	733015	5/31/2012	(25.26)
62002400	M&S Maint TD	IR	733015	5/31/2012	(315.45)
62002400	M&S Maint TD	IR	733015	5/31/2012	(459.28)
62002400	M&S Maint TD	IR	733015	5/31/2012	(15.73)
62002400	M&S Maint TD	IR	733015	5/31/2012	(208.40)
62002400	M&S Maint TD	IR	733015	5/31/2012	(118.70)
62002400	M&S Maint TD	IR	733015	5/31/2012	(26.68)
62002400	M&S Maint TD	IR	733015	5/31/2012	(23.29)
62002400	M&S Maint TD	IR	733015	5/31/2012	(13.20)
62002400	M&S Maint TD	IR	733015	5/31/2012	(41.20)
62002400	M&S Maint TD	IR	733015	5/31/2012	(60.72)
62002400	M&S Maint TD	IR	733015	5/31/2012	(26.44)
62002400	M&S Maint TD	IR	733015	5/31/2012	(29.90)
62002400	M&S Maint TD	IR	733015	5/31/2012	(258.39)
62002400	M&S Maint TD	IR	733015	5/31/2012	(35.83)
62002400	M&S Maint TD	IR	733015	5/31/2012	(45.22)
62002400	M&S Maint TD	IR	733015	5/31/2012	(34.56)
62002400	M&S Maint TD	IR	733015	5/31/2012	(16.01)
62002400	M&S Maint TD	IR	733015	5/31/2012	(5.47)
62002400	M&S Maint TD	IR	733015	5/31/2012	(48.58)
62002400	M&S Maint TD	IR	733015	5/31/2012	(219.23)
62002400	M&S Maint TD	IR	733015	5/31/2012	(142.76)
62002400	M&S Maint TD	IR	733015	5/31/2012	(21.74)
62002400	M&S Maint TD	IR	733015	5/31/2012	(31.46)
62002400	M&S Maint TD	IR	733015	5/31/2012	(11.36)

## Kentucky American Water Company

Case No. 2012-00520

Response to PSC DR1, Item 31

Account	Description	Doc Type	Document Number	Posting Date	Amount
62002400	M&S Maint TD	IR	733015	5/31/2012	(20.35)
62002400	M&S Maint TD	IR	733015	5/31/2012	(30.43)
62002400	M&S Maint TD	IR	733015	5/31/2012	(33.19)
62002400	M&S Maint TD	II	733023	5/31/2012	917.64
62002400	M&S Maint TD	II	733023	5/31/2012	37.35
62002400	M&S Maint TD	II	733023	5/31/2012	83.56
62002400	M&S Maint TD	II	733023	5/31/2012	933.04
62002400	M&S Maint TD	II	733023	5/31/2012	176.18
62002400	M&S Maint TD	II	733023	5/31/2012	804.49
62002400	M&S Maint TD	II	733023	5/31/2012	45.91
62002400	M&S Maint TD	II	733023	5/31/2012	170.21
62002400	M&S Maint TD	II	733023	5/31/2012	44.83
62002400	M&S Maint TD	II	733023	5/31/2012	6.31
62002400	M&S Maint TD	II	733023	5/31/2012	59.81
62002400	M&S Maint TD	II	733023	5/31/2012	150.95
62002400	M&S Maint TD	II	733023	5/31/2012	83.12
62002400	M&S Maint TD	II	733023	5/31/2012	8.33
62002400	M&S Maint TD	II	733023	5/31/2012	679.05
62002400	M&S Maint TD	II	733023	5/31/2012	3,375.65
62002400	M&S Maint TD	II	733023	5/31/2012	34.05
62002400	M&S Maint TD	II	733023	5/31/2012	378.84
62002400	M&S Maint TD	II	733023	5/31/2012	788.27
62002400	M&S Maint TD	II	733023	5/31/2012	473.17
62002400	M&S Maint TD	II	733023	5/31/2012	260.92
62002400	M&S Maint TD	II	733023	5/31/2012	861.14
62002400	M&S Maint TD	II	733023	5/31/2012	152.50
62002400	M&S Maint TD	II	733023	5/31/2012	95.85
62002400	M&S Maint TD	II	733023	5/31/2012	31.45
62002400	M&S Maint TD	II	733023	5/31/2012	23.92
62002400	M&S Maint TD	II	733023	5/31/2012	21.87
62002400	M&S Maint TD	II	733023	5/31/2012	62.92
62002400	M&S Maint TD	II	733023	5/31/2012	77.48
62002400	M&S Maint TD	II	733023	5/31/2012	107.07
62002400	M&S Maint TD	II	733023	5/31/2012	109.61
62002400	M&S Maint TD	II	733023	5/31/2012	303.29
62002400	M&S Maint TD	II	733023	5/31/2012	32.01
62002400	M&S Maint TD	II	733023	5/31/2012	17.35
62002400	M&S Maint TD	II	733023	5/31/2012	22.13
62002400	M&S Maint TD	II	733023	5/31/2012	37.19
62002400	M&S Maint TD	II	733023	5/31/2012	50.16
62002400	M&S Maint TD	II	733023	5/31/2012	26.44
62002400	M&S Maint TD	II	733023	5/31/2012	54.93
62002400	M&S Maint TD	II	733023	5/31/2012	44.46
62002400	M&S Maint TD	II	733023	5/31/2012	803.61
62002400	M&S Maint TD	II	733023	5/31/2012	17.28
62002400	M&S Maint TD	II	733023	5/31/2012	82.73
62002400	M&S Maint TD	II	733023	5/31/2012	19.24
62002400	M&S Maint TD	II	733023	5/31/2012	40.19
62002400	M&S Maint TD	II	733023	5/31/2012	35.21
62002400	M&S Maint TD	II	733023	5/31/2012	30.15
62002400	M&S Maint TD	II	733023	5/31/2012	61.03
62002400	M&S Maint TD	II	733023	5/31/2012	36.52
62002400	M&S Maint TD	II	733023	5/31/2012	2,310.97

## Kentucky American Water Company

Case No. 2012-00520

Response to PSC DR1, Item 31

Account	Description	Doc Type	Document Number	Posting Date	Amount
62002400	M&S Maint TD	II	733023	5/31/2012	150.90
62002400	M&S Maint TD	II	733023	5/31/2012	27.30
62002400	M&S Maint TD	II	733023	5/31/2012	522.18
62002400	M&S Maint TD	II	733023	5/31/2012	57.81
62002400	M&S Maint TD	II	733023	5/31/2012	511.98
62002400	M&S Maint TD	II	733023	5/31/2012	131.74
62002400	M&S Maint TD	II	733023	5/31/2012	85.57
62002400	M&S Maint TD	II	733023	5/31/2012	190.53
62002400	M&S Maint TD	II	733023	5/31/2012	298.46
62002400	M&S Maint TD	JE	600	5/31/2012	2,527.35
62002400	M&S Maint TD	JE	160	5/31/2012	17,937.50
62002400	M&S Maint TD	JE	160	5/31/2012	524.65
62002400	M&S Maint TD	JE	160	5/31/2012	5,870.82
62002600	M&S Maint AG	JE	99051202	5/31/2012	69.80
62502600	Misc Maint AG	JR	204	5/31/2012	341.52
62502600	Misc Maint AG	JR	209	5/31/2012	3,957.16
62502600	Misc Maint AG	JR	214	5/31/2012	725.05
62502600	Misc Maint AG	JR	220	5/31/2012	224.25
62502600	Misc Maint AG	JR	221	5/31/2012	561.20
62512300	Amort Def Maint WT	JR	600	5/31/2012	3,019.97
62512300	Amort Def Maint WT	JR	606	5/31/2012	1,244.41
62512300	Amort Def Maint WT	JR	607	5/31/2012	1,281.93
62512300	Amort Def Maint WT	JR	609	5/31/2012	1,469.26
62512300	Amort Def Maint WT	JR	611	5/31/2012	1,800.99
62512300	Amort Def Maint WT	JR	613	5/31/2012	382.23
62512300	Amort Def Maint WT	JR	613	5/31/2012	148.44
62512300	Amort Def Maint WT	JR	614	5/31/2012	2,238.71
62512300	Amort Def Maint WT	JR	614	5/31/2012	619.56
62512400	Amort Def Maint TD	JR	600	5/31/2012	5,260.36
62512400	Amort Def Maint TD	JR	608	5/31/2012	2,149.90
62512400	Amort Def Maint TD	JR	610	5/31/2012	416.66
62512400	Amort Def Maint TD	JR	612	5/31/2012	276.13
62512400	Amort Def Maint TD	JR	613	5/31/2012	809.76
62512400	Amort Def Maint TD	JR	613	5/31/2012	189.97
62512400	Amort Def Maint TD	JR	615	5/31/2012	7,172.91
62520700	Misc Main Pvg/Bckfll	JE	300	5/31/2012	949.40
62520700	Misc Main Pvg/Bckfll	JE	300	5/31/2012	1,173.87
62520700	Misc Main Pvg/Bckfll	JE	160	5/31/2012	20,424.50
62520700	Misc Main Pvg/Bckfll	JE	160	5/31/2012	4,042.50
68011000	Depr -UPIS General	JU	30948104	5/31/2012	(26,781.46)
68011000	Depr -UPIS General	DP	31023971	5/31/2012	12,371.76
68011000	Depr -UPIS General	DP	31023971	5/31/2012	139.89
68011000	Depr -UPIS General	DP	31023971	5/31/2012	878,848.69
68011000	Depr -UPIS General	DP	31023971	5/31/2012	14,328.57
68011000	Depr -UPIS General	DP	31023971	5/31/2012	3,424.82
68011000	Depr -UPIS General	DP	31023971	5/31/2012	7,358.78
68012000	Depr -Amort CIAC Tx	DP	31023971	5/31/2012	(22,971.65)
68012000	Depr -Amort CIAC Tx	DP	31023971	5/31/2012	(36.28)
68012500	Depr-Amort CIAC Nntx	DP	31023971	5/31/2012	(84,729.20)
68012500	Depr-Amort CIAC Nntx	DP	31023971	5/31/2012	(5,723.91)
68012500	Depr-Amort CIAC Nntx	DP	31023971	5/31/2012	30.80
68012500	Depr-Amort CIAC Nntx	DP	31023971	5/31/2012	(2,153.22)
68012500	Depr-Amort CIAC Nntx	DP	31023971	5/31/2012	(5,162.84)

Kentucky American Water Company  
Case No. 2012-00520  
Response to PSC DR1, Item 31

Account	Description	Doc Type	Document Number	Posting Date	Amount
68254000	Amort-RegAsset AFUDC	JU	30092822	5/31/2012	11,181.78
68255000	Amort-UPAA	JU	907	5/31/2012	697.33
68255000	Amort-UPAA	JU	30009706	5/31/2012	16.06
68257000	Amort-Prop Losses	JR	100	5/31/2012	4,756.67
68258000	Amort-Reg Asset	JU	30092823	5/31/2012	575.00
68311000	Rem Costs-ARO/NNS	DP	31023971	5/31/2012	2,177.20
68311000	Rem Costs-ARO/NNS	DP	31023971	5/31/2012	2,616.60
68311000	Rem Costs-ARO/NNS	DP	31023971	5/31/2012	162,935.32
68520000	Property Taxes	JH	6	5/31/2012	341,933.42
68532000	FUTA	T3	47353	5/31/2012	1.33
68532000	FUTA	T3	47353	5/31/2012	2.55
68532000	FUTA	T3	47353	5/31/2012	11.89
68533000	FICA	JE	31020595	5/31/2012	16,508.00
68533000	FICA	T3	47353	5/31/2012	781.44
68533000	FICA	T3	47353	5/31/2012	132.45
68533000	FICA	T3	47353	5/31/2012	242.88
68533000	FICA	T3	47353	5/31/2012	569.25
68533000	FICA	T3	47353	5/31/2012	709.66
68533000	FICA	T3	47353	5/31/2012	151.27
68533000	FICA	T3	47353	5/31/2012	6,215.65
68533000	FICA	T3	47353	5/31/2012	113.44
68533000	FICA	T3	47353	5/31/2012	313.78
68533000	FICA	T3	47353	5/31/2012	242.23
68533000	FICA	T3	47353	5/31/2012	10.70
68533000	FICA	T3	47353	5/31/2012	199.48
68533000	FICA	T3	47353	5/31/2012	151.76
68533000	FICA	T3	47353	5/31/2012	8.29
68533000	FICA	T3	47353	5/31/2012	10.81
68533000	FICA	T3	47353	5/31/2012	51.13
68533000	FICA	T3	47353	5/31/2012	21.66
68533000	FICA	T3	47353	5/31/2012	43.58
68533000	FICA	T3	47353	5/31/2012	809.52
68533000	FICA	T3	47353	5/31/2012	1,634.96
68533000	FICA	T3	47353	5/31/2012	1,748.23
68533000	FICA	T3	47353	5/31/2012	1,201.67
68533000	FICA	T3	47353	5/31/2012	22.72
68533000	FICA	T3	47353	5/31/2012	783.58
68533000	FICA	T3	47353	5/31/2012	342.12
68533000	FICA	T3	47353	5/31/2012	555.80
68533000	FICA	T3	47353	5/31/2012	126.25
68533000	FICA	T3	47353	5/31/2012	75.36
68533000	FICA	T3	47353	5/31/2012	12.55
68535000	SUTA	T3	47353	5/31/2012	25.22
68535000	SUTA	T3	47353	5/31/2012	28.92
68535000	SUTA	T3	47353	5/31/2012	27.73
68545000	Utility Reg Assessme	JH	4	5/31/2012	9,438.11
69011000	FIT-Current	JE	31014064	5/31/2012	3,782,363.00
69011000	FIT-Current	JE	99051203	5/31/2012	(3,782,363.00)
69011000	FIT-Current	JE	99051203	5/31/2012	3,782,363.00
69011000	FIT-Current	JE	99051205	5/31/2012	(3,782,363.00)
69011000	FIT-Current	JE	31024833	5/31/2012	698,257.05
69012000	FIT-Prior Year Adj	JE	31014064	5/31/2012	942,321.00
69012000	FIT-Prior Year Adj	JE	99051203	5/31/2012	(942,321.00)

Kentucky American Water Company  
Case No. 2012-00520  
Response to PSC DR1, Item 31

Account	Description	Doc Type	Document Number	Posting Date	Amount
69012000	FIT-Prior Year Adj	JE	99051203	5/31/2012	942,321.00
69012000	FIT-Prior Year Adj	JE	99051205	5/31/2012	(942,321.00)
69021000	SIT-Current	JE	31014064	5/31/2012	689,793.00
69021000	SIT-Current	JE	99051203	5/31/2012	(689,793.00)
69021000	SIT-Current	JE	99051203	5/31/2012	689,793.00
69021000	SIT-Current	JE	99051205	5/31/2012	(689,793.00)
69021000	SIT-Current	JE	31024833	5/31/2012	127,341.72
69022000	SIT-Prior Year Adj	JE	31014064	5/31/2012	222,853.00
69022000	SIT-Prior Year Adj	JE	99051203	5/31/2012	(222,853.00)
69022000	SIT-Prior Year Adj	JE	99051203	5/31/2012	222,853.00
69022000	SIT-Prior Year Adj	JE	99051205	5/31/2012	(222,853.00)
69031000	FIT-Oth Inc&Ded CY	JE	31014064	5/31/2012	(3,782,363.00)
69031000	FIT-Oth Inc&Ded CY	JE	99051203	5/31/2012	3,782,363.00
69031000	FIT-Oth Inc&Ded CY	JE	99051203	5/31/2012	(3,782,363.00)
69031000	FIT-Oth Inc&Ded CY	JE	99051205	5/31/2012	3,782,363.00
69031000	FIT-Oth Inc&Ded CY	JE	31024833	5/31/2012	(5,883.17)
69041000	SIT-Oth Inc&Ded CY	JE	31014064	5/31/2012	(689,793.00)
69041000	SIT-Oth Inc&Ded CY	JE	99051203	5/31/2012	689,793.00
69041000	SIT-Oth Inc&Ded CY	JE	99051203	5/31/2012	(689,793.00)
69041000	SIT-Oth Inc&Ded CY	JE	99051205	5/31/2012	689,793.00
69041000	SIT-Oth Inc&Ded CY	JE	31024833	5/31/2012	(1,072.92)
69062000	Def FIT-Pr Yr Adj	JE	31014064	5/31/2012	(957,540.00)
69062000	Def FIT-Pr Yr Adj	JE	99051203	5/31/2012	957,540.00
69062000	Def FIT-Pr Yr Adj	JE	99051203	5/31/2012	(957,540.00)
69062000	Def FIT-Pr Yr Adj	JE	99051205	5/31/2012	957,540.00
69063000	Def FIT-RegAsst/Liab	JT	30092822	5/31/2012	37,714.41
69063000	Def FIT-RegAsst/Liab	JT	30092822	5/31/2012	2,158.75
69063000	Def FIT-RegAsst/Liab	JT	30092822	5/31/2012	(1,698.65)
69063000	Def FIT-RegAsst/Liab	JT	30092822	5/31/2012	(11,029.58)
69063000	Def FIT-RegAsst/Liab	JT	30092822	5/31/2012	(365.33)
69063000	Def FIT-RegAsst/Liab	JT	30092822	5/31/2012	(300.91)
69063000	Def FIT-RegAsst/Liab	JT	30092822	5/31/2012	(2,750.67)
69065000	Def FIT-Other	JE	31024833	5/31/2012	115,618.07
69072000	Def SIT-Pr Yr Adj	JE	31014064	5/31/2012	(227,981.00)
69072000	Def SIT-Pr Yr Adj	JE	99051203	5/31/2012	227,981.00
69072000	Def SIT-Pr Yr Adj	JE	99051203	5/31/2012	(227,981.00)
69072000	Def SIT-Pr Yr Adj	JE	99051205	5/31/2012	227,981.00
69073000	Def SIT-RegAsst/Liab	JT	30092822	5/31/2012	6,878.01
69073000	Def SIT-RegAsst/Liab	JT	30092822	5/31/2012	137.75
69073000	Def SIT-RegAsst/Liab	JT	30092822	5/31/2012	(2,199.58)
69073000	Def SIT-RegAsst/Liab	JT	30092822	5/31/2012	(309.68)
69073000	Def SIT-RegAsst/Liab	JT	30092822	5/31/2012	(704.00)
69073000	Def SIT-RegAsst/Liab	JT	30092822	5/31/2012	(66.67)
69073000	Def SIT-RegAsst/Liab	JT	30092822	5/31/2012	(54.92)
69073000	Def SIT-RegAsst/Liab	JT	30092822	5/31/2012	(501.66)
69073000	Def SIT-RegAsst/Liab	JT	30092822	5/31/2012	(1,857.42)
69073500	Def SIT-Other	JE	31024833	5/31/2012	21,085.34
69522000	ITC Restored-3%	JT	30092822	5/31/2012	(637.67)
69523000	ITC Restored-4%	JT	30092822	5/31/2012	(525.42)
69524000	ITC Restored-10%	JT	30092822	5/31/2012	(5,903.33)
70510000	AFUDC-Equity	F6	31024313	5/31/2012	(49,436.03)
70510000	AFUDC-Equity	F6	31024313	5/31/2012	(64.02)
70510000	AFUDC-Equity	F6	31024313	5/31/2012	(12,977.52)

Kentucky American Water Company  
Case No. 2012-00520  
Response to PSC DR1, Item 31

Account	Description	Doc Type	Document Number	Posting Date	Amount
70510000	AFUDC-Equity	F6	31024313	5/31/2012	(1,506.15)
71521000	M&J Expenses	T2	47352	5/31/2012	18.41
71521000	M&J Expenses	T2	47352	5/31/2012	18.41
71521000	M&J Expenses	T2	47352	5/31/2012	891.24
71521000	M&J Expenses	T2	47352	5/31/2012	256.49
71521000	M&J Expenses	T2	47352	5/31/2012	112.38
71521000	M&J Expenses	T3	47353	5/31/2012	6.78
71521000	M&J Expenses	T3	47353	5/31/2012	6.78
71521000	M&J Expenses	T3	47353	5/31/2012	403.70
71521000	M&J Expenses	T3	47353	5/31/2012	94.95
71521000	M&J Expenses	T3	47353	5/31/2012	41.84
71521000	M&J Expenses	T3	47353	5/31/2012	1.31
71521000	M&J Expenses	T3	47353	5/31/2012	1.31
71521000	M&J Expenses	T3	47353	5/31/2012	64.94
71521000	M&J Expenses	T3	47353	5/31/2012	18.57
71521000	M&J Expenses	T3	47353	5/31/2012	8.17
71521000	M&J Expenses	JE	300	5/31/2012	490.67
75510000	Amort UPAA	JU	908	5/31/2012	(35.38)
75840000	Lobbying Expenses	JR	1212	5/31/2012	469.72
81010000	Interest LTD	JR	1000	5/31/2012	(10,875.79)
81010000	Interest LTD	JE	103	5/31/2012	177,260.42
81010000	Interest LTD	JE	103	5/31/2012	242,246.67
81010000	Interest LTD	JE	103	5/31/2012	312,802.50
81015000	Interest LTD Interco	JE	103	5/31/2012	1,410,557.29
81015000	Interest LTD Interco	JE	103	5/31/2012	694,868.06
81015000	Interest LTD Interco	JE	103	5/31/2012	126,250.00
81015000	Interest LTD Interco	JE	103	5/31/2012	361,562.50
81015000	Interest LTD Interco	JE	103	5/31/2012	387,338.75
81020000	Div Decl P/S w/ MRR	JE	103	5/31/2012	95,287.50
81315000	Interest STD Interco	JE	125	5/31/2012	7,302.75
82010000	Amort Debt Disc&Exp	JR	300	5/31/2012	665.38
82015000	Amort Dbt Dsc&Ex I/C	JR	500	5/31/2012	77.75
82015000	Amort Dbt Dsc&Ex I/C	JR	500	5/31/2012	1,381.14
82015000	Amort Dbt Dsc&Ex I/C	JR	501	5/31/2012	1,699.18
82015000	Amort Dbt Dsc&Ex I/C	JR	502	5/31/2012	1,084.02
82015000	Amort Dbt Dsc&Ex I/C	JR	503	5/31/2012	905.46
82020000	Amort P/S Exp w/ MRR	JR	400	5/31/2012	64.24
85000000	AFUDC Debt	FO	31024312	5/31/2012	(9,955.39)
85000000	AFUDC Debt	FO	31024312	5/31/2012	(1,155.39)
85000000	AFUDC Debt	FO	31024312	5/31/2012	(18,829.33)
85000000	AFUDC Debt	FO	31024312	5/31/2012	(49.12)
86031000	Div Dec Pref Stk	JE	103	5/31/2012	4,455.00
86031000	Div Dec Pref Stk	JE	103	5/31/2012	4,756.67
86031000	Div Dec Pref Stk	JE	103	5/31/2012	3,726.00
40111000	Res Sales Billed	JE	31024272	6/1/2012	(411,585.87)
40111000	Res Sales Billed	JE	31024272	6/1/2012	(88.54)
40111000	Res Sales Billed	JE	31024272	6/1/2012	(31.64)
40111000	Res Sales Billed	JE	31024272	6/1/2012	(4.45)
40112000	Res Sales Unbilled	JE	31020846	6/1/2012	2,333,714.68
40112000	Res Sales Unbilled	JE	12120507	6/1/2012	131,894.07
40121000	Com Sales Billed	JE	31024272	6/1/2012	(161,114.75)
40121000	Com Sales Billed	JE	166	6/1/2012	(18,175.61)
40121000	Com Sales Billed	JE	166	6/1/2012	(303.98)



Kentucky American Water Company  
Case No. 2012-00520  
Response to PSC DR1, Item 31

Account	Description	Doc Type	Document Number	Posting Date	Amount
40122000	Com Sales Unbilled	JE	31020846	6/1/2012	1,205,582.01
40122000	Com Sales Unbilled	JE	12120507	6/1/2012	68,135.65
40132000	Ind Sales Unbilled	JE	31020846	6/1/2012	106,759.47
40132000	Ind Sales Unbilled	JE	12120507	6/1/2012	6,033.68
40145000	Priv Fire Billed	JE	31024272	6/1/2012	(8,058.06)
40151000	Publ Auth Billed	JE	31024272	6/1/2012	(24,027.42)
40152000	Publ Auth Unbilled	JE	31020846	6/1/2012	338,851.12
40152000	Publ Auth Unbilled	JE	12120507	6/1/2012	19,150.78
40162000	SalesforRslr Unbilld	JE	31020846	6/1/2012	145,859.11
40162000	SalesforRslr Unbilld	JE	12120507	6/1/2012	11,610.54
40211000	Dom WW Svc Billed	JE	31024272	6/1/2012	(27.85)
40231000	Ind WW Svc Billed	RR	10178965	6/1/2012	(500.00)
40310200	OthRev-Rent	RR	10178927	6/1/2012	(95.00)
40310200	OthRev-Rent	RR	10179075	6/1/2012	(2,300.00)
40310200	OthRev-Rent	RR	10179105	6/1/2012	(2,848.73)
40310200	OthRev-Rent	RR	10179115	6/1/2012	(2,665.62)
40310300	OthRev-CFO	JE	50	6/1/2012	72,640.93
40310300	OthRev-CFO	JE	50	6/1/2012	27,155.65
40310300	OthRev-CFO	JE	50	6/1/2012	189.60
40310300	OthRev-CFO	JE	50	6/1/2012	36,044.78
40310400	OthRev-NSF Ck Chrg	JE	31024272	6/1/2012	(216.00)
40310400	OthRev-NSF Ck Chrg	JE	31024272	6/1/2012	(12.00)
40310500	OthRev-Appl/InitFee	JE	31024272	6/1/2012	(5,486.00)
40310500	OthRev-Appl/InitFee	JE	31024272	6/1/2012	(1,092.00)
40310700	OthRev-Reconnct Fee	JE	31024272	6/1/2012	(3,510.00)
50101305	Labor Oper WT SupEng	JE	31020575	6/1/2012	(2,983.00)
50101400	Labor Oper TD	JE	31020575	6/1/2012	(2,229.00)
50101405	Labor Oper TD SupEng	JE	31020575	6/1/2012	(2,017.00)
50101405	Labor Oper TD SupEng	JE	31020575	6/1/2012	(582.00)
50101600	Labor Oper AG	JE	31020575	6/1/2012	(7,006.00)
50101600	Labor Oper AG	JE	31020575	6/1/2012	(6,236.00)
50101600	Labor Oper AG	JE	31020575	6/1/2012	(718.00)
50101600	Labor Oper AG	JE	31020575	6/1/2012	(1,648.00)
50101600	Labor Oper AG	JE	31020575	6/1/2012	(2,654.00)
50101600	Labor Oper AG	JE	31020575	6/1/2012	(18,910.00)
50101600	Labor Oper AG	JE	31020575	6/1/2012	(44,713.00)
50101600	Labor Oper AG	JE	31020575	6/1/2012	(3,248.00)
50101600	Labor Oper AG	JE	31020575	6/1/2012	(4,907.00)
50421000	401k Expense	JE	31020599	6/1/2012	(2,214.00)
50422000	DCP Expense	JE	31020592	6/1/2012	(2,922.00)
50550000	Group Insur Expense	RR	10178834	6/1/2012	(196.34)
50550000	Group Insur Expense	RR	10178835	6/1/2012	(463.00)
50550000	Group Insur Expense	RR	10178866	6/1/2012	(50.00)
50550000	Group Insur Expense	RR	10178936	6/1/2012	(463.00)
50550000	Group Insur Expense	RR	10178942	6/1/2012	(463.00)
50550000	Group Insur Expense	RR	10178943	6/1/2012	(578.34)
51010000	Purchased Water	JE	205	6/1/2012	(14,821.00)
51010000	Purchased Water	JE	205	6/1/2012	(4,486.00)
51010000	Purchased Water	JE	205	6/1/2012	(17,889.16)
51010000	Purchased Water	JE	205	6/1/2012	(1,316.00)
51110000	Waste Disposal	JE	155	6/1/2012	(2,454.80)
51110000	Waste Disposal	JE	156	6/1/2012	(307.10)
51510012	Purchased Power P	JE	155	6/1/2012	(35,617.78)

Kentucky American Water Company  
Case No. 2012-00520  
Response to PSC DR1, Item 31

Account	Description	Doc Type	Document Number	Posting Date	Amount
51510012	Purchased Power P	JE	155	6/1/2012	(9,277.80)
51510012	Purchased Power P	JE	155	6/1/2012	(209.47)
51510012	Purchased Power P	JE	155	6/1/2012	(712.64)
51510012	Purchased Power P	JE	157	6/1/2012	5,511.54
51510012	Purchased Power P	JE	157	6/1/2012	595.42
51510012	Purchased Power P	JE	156	6/1/2012	(4,455.78)
51510012	Purchased Power P	JE	156	6/1/2012	(1,160.65)
51510012	Purchased Power P	JE	156	6/1/2012	(26.20)
51510012	Purchased Power P	JE	156	6/1/2012	(89.15)
51510013	Purchased Power WT	JE	155	6/1/2012	(197,268.84)
51510013	Purchased Power WT	JE	155	6/1/2012	(25,733.24)
51510013	Purchased Power WT	JE	155	6/1/2012	(47,553.69)
51510013	Purchased Power WT	JE	155	6/1/2012	(11,536.97)
51510013	Purchased Power WT	JE	155	6/1/2012	(2,215.08)
51510013	Purchased Power WT	JE	157	6/1/2012	(789.18)
51510013	Purchased Power WT	JE	157	6/1/2012	(41,228.19)
51510013	Purchased Power WT	JE	156	6/1/2012	(24,678.33)
51510013	Purchased Power WT	JE	156	6/1/2012	(3,219.23)
51510013	Purchased Power WT	JE	156	6/1/2012	(5,948.97)
51510013	Purchased Power WT	JE	156	6/1/2012	(1,443.27)
51510013	Purchased Power WT	JE	156	6/1/2012	(277.11)
51510014	Purchased Power TD	JE	155	6/1/2012	(12.00)
51510014	Purchased Power TD	JE	155	6/1/2012	(377.31)
51510014	Purchased Power TD	JE	156	6/1/2012	(1.50)
51510014	Purchased Power TD	JE	156	6/1/2012	(47.20)
52001400	M&S Oper TD	JE	160	6/1/2012	(1,500.00)
52501400	Misc Oper TD	JE	148	6/1/2012	(95.27)
52501400	Misc Oper TD	JE	160	6/1/2012	(1,488.46)
52501600	Misc Oper AG	JE	335	6/1/2012	(302.17)
52501600	Misc Oper AG	JE	333	6/1/2012	(72.29)
52501600	Misc Oper AG	JE	160	6/1/2012	(21,308.06)
52510015	Bank Svc Charges-CA	JE	141	6/1/2012	(8,527.37)
52510015	Bank Svc Charges-CA	JE	140	6/1/2012	(15,110.08)
52520000	Collection Agencies	JE	334	6/1/2012	(1,209.90)
52520000	Collection Agencies	JE	334	6/1/2012	(147.14)
52520000	Collection Agencies	JE	316	6/1/2012	(8,294.66)
52526100	Credit Line Fees I/C	JE	129	6/1/2012	(4,577.50)
52532013	Electricity WT	JE	155	6/1/2012	(23.27)
52532013	Electricity WT	JE	155	6/1/2012	(60.51)
52532013	Electricity WT	JE	155	6/1/2012	(31.62)
52532013	Electricity WT	JE	156	6/1/2012	(2.91)
52532013	Electricity WT	JE	156	6/1/2012	(7.57)
52532013	Electricity WT	JE	156	6/1/2012	(3.96)
52532014	Electricity TD	JE	155	6/1/2012	(3,703.23)
52532014	Electricity TD	JE	155	6/1/2012	(960.06)
52532014	Electricity TD	JE	155	6/1/2012	(668.72)
52532014	Electricity TD	JE	156	6/1/2012	(463.27)
52532014	Electricity TD	JE	156	6/1/2012	(198.61)
52532016	Electricity AG	JE	155	6/1/2012	(5,929.47)
52532016	Electricity AG	JE	155	6/1/2012	(178.83)
52532016	Electricity AG	JE	156	6/1/2012	(741.78)
52532016	Electricity AG	JE	156	6/1/2012	(22.37)
52534000	Employee Expenses	JE	31024336	6/1/2012	(24,415.38)

## Kentucky American Water Company

Case No. 2012-00520

Response to PSC DR1, Item 31

Account	Description	Doc Type	Document Number	Posting Date	Amount
52535000	Meals Deductible	JE	31024336	6/1/2012	(24,415.38)
52542015	Forms CA	JE	300	6/1/2012	(16,729.22)
52548014	Heating Oil/Gas TD	JE	155	6/1/2012	(829.95)
52548014	Heating Oil/Gas TD	JE	155	6/1/2012	(36.27)
52548014	Heating Oil/Gas TD	JE	156	6/1/2012	(103.83)
52548014	Heating Oil/Gas TD	JE	156	6/1/2012	(4.54)
52548016	Heating Oil/Gas AG	JE	155	6/1/2012	(1,319.88)
52548016	Heating Oil/Gas AG	JE	156	6/1/2012	(165.12)
52571100	Add'l Security Costs	JE	600	6/1/2012	(10,674.56)
52571100	Add'l Security Costs	JE	600	6/1/2012	(2,860.80)
52571100	Add'l Security Costs	JE	160	6/1/2012	(7,999.16)
52574013	Telephone WT	JE	148	6/1/2012	(422.97)
52574015	Telephone CA	JE	148	6/1/2012	(987.67)
52574016	Telephone AG	JE	148	6/1/2012	(2.10)
52574016	Telephone AG	JE	148	6/1/2012	(1.94)
52574016	Telephone AG	JE	148	6/1/2012	(48.03)
52574016	Telephone AG	JE	148	6/1/2012	(341.12)
52574016	Telephone AG	JE	148	6/1/2012	(992.50)
52574016	Telephone AG	JE	148	6/1/2012	(3.04)
52574016	Telephone AG	JE	148	6/1/2012	(63.65)
52574113	Cell Phone WT	JE	148	6/1/2012	(51.91)
52574114	Cell Phone TD	JE	148	6/1/2012	(6.31)
52574114	Cell Phone TD	JE	148	6/1/2012	(276.77)
52574116	Cell Phone AG	JE	148	6/1/2012	(204.40)
52574116	Cell Phone AG	JE	148	6/1/2012	(65.36)
52574116	Cell Phone AG	JE	148	6/1/2012	(69.48)
52574116	Cell Phone AG	JE	148	6/1/2012	(60.92)
52574116	Cell Phone AG	JE	148	6/1/2012	(44.90)
52574116	Cell Phone AG	JE	148	6/1/2012	(34.18)
52574116	Cell Phone AG	JE	148	6/1/2012	(762.74)
52574116	Cell Phone AG	JE	148	6/1/2012	(2,014.83)
52574116	Cell Phone AG	JE	148	6/1/2012	(346.37)
52574116	Cell Phone AG	JE	148	6/1/2012	(30.33)
52574116	Cell Phone AG	JE	148	6/1/2012	(79.01)
52574116	Cell Phone AG	JE	148	6/1/2012	(63.73)
52574116	Cell Phone AG	JE	148	6/1/2012	(93.80)
52574116	Cell Phone AG	JE	148	6/1/2012	(244.28)
52578014	Trash Removal TD	JE	160	6/1/2012	(1,523.22)
52585000	Discounts Available	PN	8016	6/1/2012	(186.22)
52585000	Discounts Available	PK	62065771	6/1/2012	(96.11)
53150013	Contr Svc-Other WT	JE	600	6/1/2012	(4,500.00)
53150013	Contr Svc-Other WT	JE	600	6/1/2012	(2,500.00)
53150014	Contr Svc-Other TD	JE	600	6/1/2012	(3,018.00)
53150014	Contr Svc-Other TD	JE	160	6/1/2012	(2,865.20)
53150014	Contr Svc-Other TD	JE	160	6/1/2012	(1,347.80)
53150014	Contr Svc-Other TD	JE	160	6/1/2012	(1,184.26)
53150014	Contr Svc-Other TD	JE	160	6/1/2012	(8,580.00)
53150015	Contr Svc-Other CA	PV	43104307	6/1/2012	7,038.74
53150015	Contr Svc-Other CA	JE	148	6/1/2012	(492.94)
53150016	Contr Svc-Other AG	JE	877	6/1/2012	(5,933.25)
53150016	Contr Svc-Other AG	JE	160	6/1/2012	(3,460.00)
53150016	Contr Svc-Other AG	JE	160	6/1/2012	(10,185.00)
53155000	Contr Svc-Legal	JE	175	6/1/2012	(46,731.56)

## Kentucky American Water Company

Case No. 2012-00520

Response to PSC DR1, Item 31

Account	Description	Doc Type	Document Number	Posting Date	Amount
53155000	Contr Svc-Legal	JE	175	6/1/2012	(8,896.00)
53155000	Contr Svc-Legal	JE	175	6/1/2012	(5,213.08)
53155000	Contr Svc-Legal	JE	175	6/1/2012	(3,675.50)
55010200	Trans Lease Fuel	JE	240	6/1/2012	(24.12)
55010200	Trans Lease Fuel	JE	240	6/1/2012	(2,054.47)
55010200	Trans Lease Fuel	JE	240	6/1/2012	(565.87)
55010200	Trans Lease Fuel	JE	240	6/1/2012	(24,272.34)
55010200	Trans Lease Fuel	JE	240	6/1/2012	(1,484.30)
55010200	Trans Lease Fuel	JE	240	6/1/2012	(759.77)
55010200	Trans Lease Fuel	JE	240	6/1/2012	(340.83)
55010200	Trans Lease Fuel	JE	240	6/1/2012	(1,730.60)
55010200	Trans Lease Fuel	JE	240	6/1/2012	(1,225.38)
55010200	Trans Lease Fuel	JE	240	6/1/2012	(69.19)
55010200	Trans Lease Fuel	JE	240	6/1/2012	(3,247.27)
55010200	Trans Lease Fuel	JE	240	6/1/2012	(326.86)
55010200	Trans Lease Fuel	JE	242	6/1/2012	(245.67)
55010200	Trans Lease Fuel	JE	242	6/1/2012	(61.04)
55010200	Trans Lease Fuel	JE	242	6/1/2012	(3,304.24)
55010200	Trans Lease Fuel	JE	242	6/1/2012	(105.56)
55010200	Trans Lease Fuel	JE	242	6/1/2012	(69.75)
55010200	Trans Lease Fuel	JE	242	6/1/2012	(70.80)
55010200	Trans Lease Fuel	JE	242	6/1/2012	(493.05)
55010200	Trans Lease Fuel	JE	242	6/1/2012	(440.53)
55010300	Trans Lease Maint	JE	245	6/1/2012	(592.50)
55010300	Trans Lease Maint	JE	240	6/1/2012	(3.00)
55010300	Trans Lease Maint	JE	240	6/1/2012	(5.00)
55010300	Trans Lease Maint	JE	240	6/1/2012	(1,197.04)
55010300	Trans Lease Maint	JE	240	6/1/2012	(334.01)
55010300	Trans Lease Maint	JE	240	6/1/2012	(18,872.24)
55010300	Trans Lease Maint	JE	240	6/1/2012	(43.80)
55010300	Trans Lease Maint	JE	240	6/1/2012	(63.61)
55010300	Trans Lease Maint	JE	240	6/1/2012	(111.19)
55010300	Trans Lease Maint	JE	240	6/1/2012	(157.11)
55010300	Trans Lease Maint	JE	240	6/1/2012	(507.35)
55010300	Trans Lease Maint	JE	240	6/1/2012	(5.00)
55010300	Trans Lease Maint	JE	240	6/1/2012	(2,051.44)
55010300	Trans Lease Maint	JE	240	6/1/2012	(5.00)
55010300	Trans Lease Maint	JE	241	6/1/2012	0.00
55010300	Trans Lease Maint	JE	241	6/1/2012	(2,063.00)
57010015	Uncoll Accts Exp CA	JE	31024272	6/1/2012	(23.96)
57010015	Uncoll Accts Exp CA	JE	31024272	6/1/2012	(359.44)
62002100	M&S Maint SS	JE	160	6/1/2012	(1,275.00)
62002300	M&S Maint WT	JE	600	6/1/2012	(3,000.00)
62002300	M&S Maint WT	JE	160	6/1/2012	(1,192.25)
62002300	M&S Maint WT	JE	160	6/1/2012	(6,995.01)
62002300	M&S Maint WT	JE	160	6/1/2012	(1,200.00)
62002400	M&S Maint TD	JE	600	6/1/2012	(2,527.35)
62002400	M&S Maint TD	JE	160	6/1/2012	(17,937.50)
62002400	M&S Maint TD	JE	160	6/1/2012	(524.65)
62002400	M&S Maint TD	JE	160	6/1/2012	(5,870.82)
62520700	Misc Main Pvg/Bckfill	JE	300	6/1/2012	(949.40)
62520700	Misc Main Pvg/Bckfill	JE	300	6/1/2012	(1,173.87)
62520700	Misc Main Pvg/Bckfill	JE	160	6/1/2012	(20,424.50)

Kentucky American Water Company  
Case No. 2012-00520  
Response to PSC DR1, Item 31

Account	Description	Doc Type	Document Number	Posting Date	Amount
62520700	Misc Main Pvg/Bckfll	JE	160	6/1/2012	(4,042.50)
68533000	FICA	JE	31020595	6/1/2012	(16,508.00)
71521000	M&J Expenses	JE	300	6/1/2012	(490.67)
81010000	Interest LTD	JE	103	6/1/2012	(177,260.42)
81010000	Interest LTD	JE	103	6/1/2012	(242,246.67)
81010000	Interest LTD	JE	103	6/1/2012	(312,802.50)
81015000	Interest LTD Interco	JE	103	6/1/2012	(1,410,557.29)
81015000	Interest LTD Interco	JE	103	6/1/2012	(694,868.06)
81015000	Interest LTD Interco	JE	103	6/1/2012	(126,250.00)
81015000	Interest LTD Interco	JE	103	6/1/2012	(361,562.50)
81015000	Interest LTD Interco	JE	103	6/1/2012	(387,338.75)
81020000	Div Decl P/S w/ MRR	JE	103	6/1/2012	(95,287.50)
86031000	Div Dec Pref Stk	JE	103	6/1/2012	(4,455.00)
86031000	Div Dec Pref Stk	JE	103	6/1/2012	(4,756.67)
86031000	Div Dec Pref Stk	JE	103	6/1/2012	(3,726.00)
52550016	Janitorial AG	PR	43104098	6/3/2012	5,403.33
71511000	M&J Revenues	RI	10179917	6/3/2012	(15.87)
40111000	Res Sales Billed	JE	31024532	6/4/2012	(170,696.57)
40111000	Res Sales Billed	JE	31024532	6/4/2012	(1.78)
40111000	Res Sales Billed	JE	31024532	6/4/2012	(30.16)
40121000	Com Sales Billed	JE	31024532	6/4/2012	(144,087.71)
40145000	Priv Fire Billed	JE	31024532	6/4/2012	(9,028.15)
40151000	Publ Auth Billed	JE	31024532	6/4/2012	(1,209.39)
40310400	OthRev-NSF Ck Chrg	JE	31024532	6/4/2012	(96.00)
40310500	OthRev-Appl/InitFee	JE	31024532	6/4/2012	(3,172.00)
40310500	OthRev-Appl/InitFee	JE	31024532	6/4/2012	(52.00)
40310500	OthRev-Appl/InitFee	JE	31024532	6/4/2012	(26.00)
40310700	OthRev-Reconnct Fee	JE	31024532	6/4/2012	(2,964.00)
51510012	Purchased Power P	EE	70016208	6/4/2012	1,940.71
51800000	Chemicals	PV	43106250	6/4/2012	(0.29)
52501600	Misc Oper AG	PV	43106343	6/4/2012	0.44
52501600	Misc Oper AG	PV	43106343	6/4/2012	(3.31)
52501600	Misc Oper AG	PV	43106343	6/4/2012	0.03
52501600	Misc Oper AG	PV	43106343	6/4/2012	(0.20)
52532014	Electricity TD	EE	70016207	6/4/2012	49.56
52532014	Electricity TD	EE	70016209	6/4/2012	190.34
52532014	Electricity TD	EE	70016210	6/4/2012	40.64
57010015	Uncoll Accts Exp CA	JE	31024532	6/4/2012	(282.56)
62002400	M&S Maint TD	IR	734083	6/4/2012	(7.47)
62002400	M&S Maint TD	IR	734083	6/4/2012	(20.89)
62002400	M&S Maint TD	IR	734083	6/4/2012	(5.98)
62002400	M&S Maint TD	IR	734083	6/4/2012	(16.77)
62002400	M&S Maint TD	IR	734083	6/4/2012	(2.90)
62002400	M&S Maint TD	IR	734083	6/4/2012	(8.70)
71521000	M&J Expenses	II	734082	6/4/2012	7.47
71521000	M&J Expenses	II	734082	6/4/2012	20.89
71521000	M&J Expenses	II	734082	6/4/2012	5.98
71521000	M&J Expenses	II	734082	6/4/2012	16.77
71521000	M&J Expenses	II	734082	6/4/2012	2.90
71521000	M&J Expenses	II	734082	6/4/2012	8.70
40111000	Res Sales Billed	JE	31024823	6/5/2012	(225,326.55)
40111000	Res Sales Billed	JE	31024823	6/5/2012	(25,704.16)
40121000	Com Sales Billed	JE	31024823	6/5/2012	(73,126.52)

## Kentucky American Water Company

Case No. 2012-00520

Response to PSC DR1, Item 31

Account	Description	Doc Type	Document Number	Posting Date	Amount
40121000	Com Sales Billed	JE	31024823	6/5/2012	(1,155.80)
40141000	Publ Fire Billed	JE	31024823	6/5/2012	(280,848.48)
40145000	Priv Fire Billed	JE	31024823	6/5/2012	(91,106.48)
40151000	Publ Auth Billed	JE	31024823	6/5/2012	(5,113.49)
40161000	Sls/Rsle Billed	JE	31024823	6/5/2012	(14,309.23)
40310400	OthRev-NSF Ck Chrg	JE	31024823	6/5/2012	(60.00)
40310500	OthRev-Appl/InitFee	JE	31024823	6/5/2012	40.00
40310500	OthRev-Appl/InitFee	JE	31024823	6/5/2012	(3,484.00)
40310500	OthRev-Appl/InitFee	JE	31024823	6/5/2012	(156.00)
40310500	OthRev-Appl/InitFee	JE	31024823	6/5/2012	(78.00)
40310700	OthRev-Reconnct Fee	JE	31024823	6/5/2012	(2,756.00)
40310700	OthRev-Reconnct Fee	JE	31024823	6/5/2012	(546.00)
50456000	Tuition Aid	PS	43087398	6/5/2012	(1,245.00)
51510012	Purchased Power P	EE	70016424	6/5/2012	13,418.63
52532014	Electricity TD	EE	70016423	6/5/2012	108.59
52548014	Heating Oil/Gas TD	EE	70016405	6/5/2012	120.33
52585000	Discounts Available	PX	7286	6/5/2012	(807.43)
52585000	Discounts Available	PX	7286	6/5/2012	(21.64)
52585000	Discounts Available	PX	7286	6/5/2012	(3.56)
52585000	Discounts Available	PK	62065787	6/5/2012	(15.13)
52585000	Discounts Available	PK	62065787	6/5/2012	(29.60)
52585000	Discounts Available	PN	8024	6/5/2012	(5.93)
53150016	Contr Svc-Other AG	PV	43108702	6/5/2012	3,840.00
57010015	Uncoll Accts Exp CA	JE	31024823	6/5/2012	(11.41)
57010015	Uncoll Accts Exp CA	JE	31024823	6/5/2012	(753.90)
40111000	Res Sales Billed	JE	31024822	6/6/2012	(184,882.11)
40111000	Res Sales Billed	JE	31024822	6/6/2012	(9,901.14)
40111000	Res Sales Billed	JE	31024822	6/6/2012	(14,130.04)
40121000	Com Sales Billed	JE	31024822	6/6/2012	(159,296.97)
40121000	Com Sales Billed	JE	31024822	6/6/2012	(627.39)
40121000	Com Sales Billed	JE	31024822	6/6/2012	(7,330.63)
40131000	Ind Sales Billed	JE	31024822	6/6/2012	(51,330.14)
40131000	Ind Sales Billed	JE	31024822	6/6/2012	(1,342.91)
40145000	Priv Fire Billed	JE	31024822	6/6/2012	(4,371.30)
40151000	Publ Auth Billed	JE	31024822	6/6/2012	(116,263.73)
40151000	Publ Auth Billed	JE	31024822	6/6/2012	(268.49)
40161000	Sls/Rsle Billed	JE	31024822	6/6/2012	(47,045.82)
40211000	Dom WW Svc Billed	JE	31024822	6/6/2012	(14,892.31)
40221000	Com WW Svc Billed	JE	31024822	6/6/2012	(7,141.60)
40251000	PubAuth WW Billed	JE	31024822	6/6/2012	(342.10)
40310400	OthRev-NSF Ck Chrg	JE	31024822	6/6/2012	(84.00)
40310500	OthRev-Appl/InitFee	JE	31024822	6/6/2012	(2,470.00)
40310500	OthRev-Appl/InitFee	JE	31024822	6/6/2012	(26.00)
40310500	OthRev-Appl/InitFee	JE	31024822	6/6/2012	(442.00)
40310700	OthRev-Reconnct Fee	JE	31024822	6/6/2012	(1,144.00)
40310700	OthRev-Reconnct Fee	JE	31024822	6/6/2012	(130.00)
50510000	PBOP Expense	JE	103	6/6/2012	(3,848.00)
51010000	Purchased Water	PV	43109201	6/6/2012	9,443.83
51010000	Purchased Water	PV	43109202	6/6/2012	9.33
51110000	Waste Disposal	EE	70016623	6/6/2012	1,205.67
51510012	Purchased Power P	EE	70016618	6/6/2012	67.40
51510012	Purchased Power P	EE	70016619	6/6/2012	819.98
51510012	Purchased Power P	EE	70016624	6/6/2012	967.57

## Kentucky American Water Company

Case No. 2012-00520

Response to PSC DR1, Item 31

Account	Description	Doc Type	Document Number	Posting Date	Amount
51510012	Purchased Power P	EE	70016628	6/6/2012	305.11
51510013	Purchased Power WT	EE	70016620	6/6/2012	971.48
51510013	Purchased Power WT	EE	70016621	6/6/2012	21,315.40
52001300	M&S Oper WT	PV	43109353	6/6/2012	477.21
52001400	M&S Oper TD	PV	43109297	6/6/2012	141.44
52001400	M&S Oper TD	PV	43109340	6/6/2012	48.27
52001400	M&S Oper TD	PD	43109429	6/6/2012	(125.36)
52001400	M&S Oper TD	PV	43109436	6/6/2012	397.02
52001600	M&S Oper AG	PV	43109306	6/6/2012	414.74
52501300	Misc Oper WT	PV	43109358	6/6/2012	98.20
52501300	Misc Oper WT	PV	43109362	6/6/2012	326.81
52501300	Misc Oper WT	PV	43109366	6/6/2012	6.80
52501400	Misc Oper TD	PV	43109291	6/6/2012	149.47
52501400	Misc Oper TD	PV	43109297	6/6/2012	282.88
52501400	Misc Oper TD	PD	43109310	6/6/2012	(234.23)
52501400	Misc Oper TD	PD	43109312	6/6/2012	(233.09)
52501400	Misc Oper TD	PV	43109333	6/6/2012	525.50
52501400	Misc Oper TD	PV	43109337	6/6/2012	192.77
52532014	Electricity TD	EE	70016616	6/6/2012	36.98
52532014	Electricity TD	EE	70016622	6/6/2012	20.36
52532014	Electricity TD	EE	70016625	6/6/2012	778.05
52532014	Electricity TD	EE	70016626	6/6/2012	603.81
52532014	Electricity TD	EE	70016674	6/6/2012	25.33
52532016	Electricity AG	EE	70016617	6/6/2012	21.83
52532016	Electricity AG	EE	70016627	6/6/2012	6,506.05
52548016	Heating Oil/Gas AG	EE	70016558	6/6/2012	585.72
52562013	Off&Adm Supplies WT	PV	43109393	6/6/2012	51.39
52562513	Overnight Shippng WT	PV	43109431	6/6/2012	193.62
52562516	Overnight Shippng AG	PV	43109195	6/6/2012	298.02
52578011	Trash Removal SS	PV	43109200	6/6/2012	98.79
52585000	Discounts Available	PK	62065790	6/6/2012	(72.58)
53150013	Contr Svc-Other WT	PV	43109198	6/6/2012	1,000.00
53150013	Contr Svc-Other WT	PV	43109382	6/6/2012	560.00
53150013	Contr Svc-Other WT	PV	43109386	6/6/2012	546.00
53150013	Contr Svc-Other WT	PV	43109395	6/6/2012	50.00
53150013	Contr Svc-Other WT	PV	43109397	6/6/2012	50.00
53150013	Contr Svc-Other WT	PV	43109404	6/6/2012	50.00
53150014	Contr Svc-Other TD	PV	43109196	6/6/2012	27.84
53150014	Contr Svc-Other TD	PV	43109404	6/6/2012	20.00
53150014	Contr Svc-Other TD	PV	43109404	6/6/2012	419.00
53150016	Contr Svc-Other AG	PV	43109253	6/6/2012	1,184.26
53150016	Contr Svc-Other AG	PV	43109266	6/6/2012	252.28
53150016	Contr Svc-Other AG	PV	43109269	6/6/2012	233.73
53155000	Contr Svc-Legal	PV	43109259	6/6/2012	80.00
53155000	Contr Svc-Legal	PV	43109264	6/6/2012	9,178.33
54110014	Rents-Real Prop TD	PV	43109194	6/6/2012	214.99
55000016	Trans Oper AG	PV	43109272	6/6/2012	736.25
55000016	Trans Oper AG	PV	43109303	6/6/2012	14.52
57010015	Uncoll Accts Exp CA	JE	31024822	6/6/2012	(72.80)
57010015	Uncoll Accts Exp CA	JE	31024822	6/6/2012	(318.31)
62002100	M&S Maint SS	PV	43109203	6/6/2012	1,275.00
62002300	M&S Maint WT	PV	43109192	6/6/2012	2,299.66
62002300	M&S Maint WT	PV	43109197	6/6/2012	2,296.66

## Kentucky American Water Company

Case No. 2012-00520

Response to PSC DR1, Item 31

Account	Description	Doc Type	Document Number	Posting Date	Amount
62002300	M&S Maint WT	PV	43109199	6/6/2012	1,200.00
62002300	M&S Maint WT	PV	43109355	6/6/2012	1,001.94
62002400	M&S Maint TD	IR	734297	6/6/2012	(35.93)
62002400	M&S Maint TD	IR	734299	6/6/2012	(6.31)
62002400	M&S Maint TD	IR	734299	6/6/2012	(16.77)
62002400	M&S Maint TD	IR	734299	6/6/2012	(2.90)
62002400	M&S Maint TD	PV	43109283	6/6/2012	1,926.94
62002400	M&S Maint TD	PV	43109283	6/6/2012	3,943.88
62002400	M&S Maint TD	PV	43109286	6/6/2012	422.29
62002400	M&S Maint TD	PV	43109290	6/6/2012	389.55
62002400	M&S Maint TD	PV	43109298	6/6/2012	2,200.72
62002400	M&S Maint TD	PV	43109300	6/6/2012	7,206.77
62002400	M&S Maint TD	PV	43109314	6/6/2012	524.26
62002400	M&S Maint TD	PV	43109345	6/6/2012	8,530.01
62002400	M&S Maint TD	IR	734417	6/6/2012	(261.09)
62002400	M&S Maint TD	IR	734417	6/6/2012	(35.93)
62002400	M&S Maint TD	IR	734417	6/6/2012	(81.16)
62002400	M&S Maint TD	IR	734417	6/6/2012	(44.49)
62520700	Misc Main Pvg/Bckfll	PV	43109207	6/6/2012	7,500.30
62520700	Misc Main Pvg/Bckfll	PV	43109210	6/6/2012	7,807.30
62520700	Misc Main Pvg/Bckfll	PV	43109212	6/6/2012	5,116.90
63150023	Contr Svc-Maint WT	PV	43109434	6/6/2012	133.90
63150026	Contr Svc-Maint AG	PV	43109255	6/6/2012	117.92
63150026	Contr Svc-Maint AG	PV	43109258	6/6/2012	113.67
63150026	Contr Svc-Maint AG	PV	43109341	6/6/2012	125.40
63150026	Contr Svc-Maint AG	PV	43109342	6/6/2012	107.42
63150026	Contr Svc-Maint AG	PV	43109343	6/6/2012	138.42
63150026	Contr Svc-Maint AG	PV	43109347	6/6/2012	107.42
63150026	Contr Svc-Maint AG	PV	43109348	6/6/2012	105.92
63150026	Contr Svc-Maint AG	PV	43109350	6/6/2012	114.42
63150026	Contr Svc-Maint AG	PV	43109390	6/6/2012	116.42
63150026	Contr Svc-Maint AG	PV	43109437	6/6/2012	153.00
71521000	M&J Expenses	II	734298	6/6/2012	6.31
71521000	M&J Expenses	II	734298	6/6/2012	16.77
71521000	M&J Expenses	II	734298	6/6/2012	2.90
40111000	Res Sales Billed	JE	31024879	6/7/2012	(180,554.49)
40111000	Res Sales Billed	JE	31024879	6/7/2012	69.17
40111000	Res Sales Billed	JE	31024879	6/7/2012	(78.39)
40111000	Res Sales Billed	JE	31024879	6/7/2012	(10.21)
40121000	Com Sales Billed	JE	31024879	6/7/2012	(283,212.15)
40131000	Ind Sales Billed	JE	31024879	6/7/2012	(136,232.38)
40145000	Priv Fire Billed	JE	31024879	6/7/2012	(6,630.81)
40151000	Publ Auth Billed	JE	31024879	6/7/2012	(362,370.23)
40161000	Sls/Rsle Billed	JE	31024879	6/7/2012	(137,407.43)
40171000	Misc Sales Billed	JE	31024879	6/7/2012	(2,341.44)
40211000	Dom WW Svc Billed	JE	31024879	6/7/2012	(83.70)
40310400	OthRev-NSF Ck Chrg	JE	31024879	6/7/2012	(96.00)
40310500	OthRev-Appl/InitFee	JE	31024879	6/7/2012	(1,872.00)
40310500	OthRev-Appl/InitFee	JE	31024879	6/7/2012	(286.00)
40310700	OthRev-Reconnct Fee	JE	31024879	6/7/2012	(416.00)
50550000	Group Insur Expense	PS	43109993	6/7/2012	163,459.16
51110000	Waste Disposal	EE	70016885	6/7/2012	1,313.75
51510012	Purchased Power P	EE	70016864	6/7/2012	640.41



Kentucky American Water Company  
Case No. 2012-00520  
Response to PSC DR1, Item 31

Account	Description	Doc Type	Document Number	Posting Date	Amount
51510012	Purchased Power P	EE	70016881	6/7/2012	2,622.11
51510012	Purchased Power P	EE	70016884	6/7/2012	903.05
51510012	Purchased Power P	EE	70016887	6/7/2012	5,898.68
51510013	Purchased Power WT	EE	70016879	6/7/2012	3,323.42
51510014	Purchased Power TD	EE	70016950	6/7/2012	26.03
52001600	M&S Oper AG	PV	43110458	6/7/2012	107.53
52501600	Misc Oper AG	PV	43110437	6/7/2012	597.42
52501600	Misc Oper AG	PV	43110442	6/7/2012	26.50
52532013	Electricity WT	EE	70016880	6/7/2012	11.27
52532013	Electricity WT	EE	70016889	6/7/2012	27.42
52532014	Electricity TD	EE	70016882	6/7/2012	27.04
52532014	Electricity TD	EE	70016883	6/7/2012	26.64
52532014	Electricity TD	EE	70016886	6/7/2012	46.99
52532014	Electricity TD	EE	70016890	6/7/2012	1,252.35
52532014	Electricity TD	EE	70016892	6/7/2012	29.50
52548014	Heating Oil/Gas TD	EE	70016888	6/7/2012	62.83
52548014	Heating Oil/Gas TD	EE	70016891	6/7/2012	28.92
52562516	Overnight Shippng AG	PV	43110416	6/7/2012	185.11
52562516	Overnight Shippng AG	PV	43110419	6/7/2012	485.87
52574015	Telephone CA	TC	31024719	6/7/2012	66.87
52574015	Telephone CA	TC	31024720	6/7/2012	49.53
52578014	Trash Removal TD	PV	43110823	6/7/2012	306.49
52585000	Discounts Available	PU	18564	6/7/2012	(4.24)
52585000	Discounts Available	PK	62065806	6/7/2012	(88.06)
52585000	Discounts Available	PK	62065807	6/7/2012	(45.88)
53150013	Contr Svc-Other WT	PV	43110391	6/7/2012	518.00
53150013	Contr Svc-Other WT	PV	43110396	6/7/2012	392.00
53150013	Contr Svc-Other WT	PV	43110402	6/7/2012	100.00
53150013	Contr Svc-Other WT	PV	43110410	6/7/2012	50.00
53150013	Contr Svc-Other WT	PV	43110415	6/7/2012	100.00
53150014	Contr Svc-Other TD	PV	43110406	6/7/2012	224.00
53150014	Contr Svc-Other TD	PV	43110410	6/7/2012	20.00
53150014	Contr Svc-Other TD	PV	43110410	6/7/2012	419.00
53150015	Contr Svc-Other CA	TC	31024710	6/7/2012	14.95
54110014	Rents-Real Prop TD	PV	43110817	6/7/2012	15.00
54110014	Rents-Real Prop TD	PV	43110818	6/7/2012	214.01
57010015	Uncoll Accts Exp CA	JE	31024879	6/7/2012	(59.38)
62002300	M&S Maint WT	PV	43110421	6/7/2012	1,192.25
62002300	M&S Maint WT	PV	43110454	6/7/2012	6,995.01
62002400	M&S Maint TD	PV	43110406	6/7/2012	34.00
62520700	Misc Main Pvg/Bckfill	PV	43110821	6/7/2012	73.78
40111000	Res Sales Billed	JE	31024916	6/8/2012	(217,693.86)
40111000	Res Sales Billed	JE	31024916	6/8/2012	(31.28)
40121000	Com Sales Billed	JE	31024916	6/8/2012	(85,253.35)
40131000	Ind Sales Billed	JE	31024916	6/8/2012	(577.63)
40145000	Priv Fire Billed	JE	31024916	6/8/2012	(2,273.29)
40151000	Publ Auth Billed	JE	31024916	6/8/2012	(5,013.64)
40171000	Misc Sales Billed	JE	31024916	6/8/2012	(2,283.26)
40310400	OthRev-NSF Ck Chrg	JE	31024916	6/8/2012	(108.00)
40310400	OthRev-NSF Ck Chrg	JE	31024916	6/8/2012	(12.00)
40310500	OthRev-Appl/InitFee	JE	31024916	6/8/2012	(3,926.00)
40310500	OthRev-Appl/InitFee	JE	31024916	6/8/2012	(52.00)
40310700	OthRev-Reconnct Fee	JE	31024916	6/8/2012	(858.00)

## Kentucky American Water Company

Case No. 2012-00520

Response to PSC DR1, Item 31

Account	Description	Doc Type	Document Number	Posting Date	Amount
51010000	Purchased Water	PV	43111014	6/8/2012	2,696.67
51510012	Purchased Power P	EE	70017147	6/8/2012	3,658.65
51510013	Purchased Power WT	EE	70017144	6/8/2012	192,122.61
52001300	M&S Oper WT	ST	31024838	6/8/2012	28.63
52501400	Misc Oper TD	ST	31024838	6/8/2012	16.97
52514500	Charitb Don-H/Ed/En	PS	43110835	6/8/2012	250.00
52548014	Heating Oil/Gas TD	EE	70017145	6/8/2012	257.88
52548016	Heating Oil/Gas AG	EE	70017146	6/8/2012	489.15
52556500	Low Income Pay Prog	PS	43110836	6/8/2012	500.00
52562013	Off&Adm Supplies WT	ST	31024838	6/8/2012	3.08
52585000	Discounts Available	PN	8029	6/8/2012	(45.30)
52585000	Discounts Available	PN	8029	6/8/2012	(7.97)
52585000	Discounts Available	PN	8029	6/8/2012	(14.70)
52585000	Discounts Available	PN	8029	6/8/2012	(160.94)
52585000	Discounts Available	PX	7363	6/8/2012	(1.78)
52585000	Discounts Available	PK	62065824	6/8/2012	(96.11)
52585000	Discounts Available	PK	62065827	6/8/2012	(180.24)
53150015	Contr Svc-Other CA	PS	43110834	6/8/2012	88.00
53150016	Contr Svc-Other AG	PV	43111042	6/8/2012	1,730.00
53150016	Contr Svc-Other AG	PV	43111044	6/8/2012	1,730.00
53150016	Contr Svc-Other AG	PV	43111046	6/8/2012	865.00
53150016	Contr Svc-Other AG	PV	43111496	6/8/2012	982.02
57010015	Uncoll Accts Exp CA	JE	31024916	6/8/2012	(67.02)
57010015	Uncoll Accts Exp CA	JE	31024916	6/8/2012	(771.40)
62002300	M&S Maint WT	ST	31024852	6/8/2012	77.31
62002400	M&S Maint TD	ST	31024838	6/8/2012	115.62
62002400	M&S Maint TD	ST	31024838	6/8/2012	236.63
62002400	M&S Maint TD	ST	31024838	6/8/2012	31.46
62520700	Misc Main Pvg/Bckfill	PV	43111049	6/8/2012	970.00
63150026	Contr Svc-Maint AG	ST	31024838	6/8/2012	7.08
63150026	Contr Svc-Maint AG	ST	31024838	6/8/2012	6.82
63150026	Contr Svc-Maint AG	ST	31024838	6/8/2012	7.52
63150026	Contr Svc-Maint AG	ST	31024838	6/8/2012	6.45
63150026	Contr Svc-Maint AG	ST	31024838	6/8/2012	8.31
63150026	Contr Svc-Maint AG	ST	31024838	6/8/2012	6.45
63150026	Contr Svc-Maint AG	ST	31024838	6/8/2012	6.36
63150026	Contr Svc-Maint AG	ST	31024838	6/8/2012	6.87
63150026	Contr Svc-Maint AG	ST	31024838	6/8/2012	6.99
52001600	M&S Oper AG	ST	31024888	6/9/2012	6.45
52501600	Misc Oper AG	ST	31024888	6/9/2012	35.85
71511000	M&J Revenues	RI	10179920	6/9/2012	(4,116.04)
71511000	M&J Revenues	RI	10179921	6/9/2012	(4,142.79)
71511000	M&J Revenues	RI	10179922	6/9/2012	(1,301.59)
50101300	Labor Oper WT	T2	47463	6/10/2012	1,929.20
50101300	Labor Oper WT	T2	47463	6/10/2012	474.58
50101300	Labor Oper WT	T2	47463	6/10/2012	16,184.72
50101300	Labor Oper WT	T2	47463	6/10/2012	15,796.36
50101300	Labor Oper WT	T2	47463	6/10/2012	10,203.36
50101300	Labor Oper WT	T2	47463	6/10/2012	525.32
50101305	Labor Oper WT SupEng	T2	47463	6/10/2012	5,734.03
50101305	Labor Oper WT SupEng	T2	47463	6/10/2012	9,634.01
50101305	Labor Oper WT SupEng	T2	47463	6/10/2012	2,521.38
50101305	Labor Oper WT SupEng	T2	47463	6/10/2012	2,523.64

Kentucky American Water Company  
Case No. 2012-00520  
Response to PSC DR1, Item 31

Account	Description	Doc Type	Document Number	Posting Date	Amount
50101305	Labor Oper WT SupEng	T2	47463	6/10/2012	5,256.39
50101305	Labor Oper WT SupEng	T2	47463	6/10/2012	5,686.93
50101305	Labor Oper WT SupEng	T2	47463	6/10/2012	97.46
50101400	Labor Oper TD	T2	47463	6/10/2012	3,425.64
50101400	Labor Oper TD	T2	47463	6/10/2012	39,476.46
50101400	Labor Oper TD	T2	47463	6/10/2012	1,657.65
50101400	Labor Oper TD	T2	47463	6/10/2012	559.86
50101400	Labor Oper TD	T2	47463	6/10/2012	1,973.88
50101400	Labor Oper TD	T2	47463	6/10/2012	4,356.77
50101400	Labor Oper TD	T2	47493	6/10/2012	41,732.77
50101405	Labor Oper TD SupEng	T2	47463	6/10/2012	1,286.14
50101405	Labor Oper TD SupEng	T2	47463	6/10/2012	371.81
50101405	Labor Oper TD SupEng	T2	47463	6/10/2012	1,721.32
50101405	Labor Oper TD SupEng	T2	47463	6/10/2012	614.90
50101415	Labor Oper TD Lines	T2	47463	6/10/2012	3,649.35
50101415	Labor Oper TD Lines	T2	47463	6/10/2012	2,193.91
50101415	Labor Oper TD Lines	T2	47463	6/10/2012	1,507.72
50101420	Labor Oper TD Meter	T2	47463	6/10/2012	17,476.14
50101500	Labor Oper CA	T2	47463	6/10/2012	1,454.52
50101500	Labor Oper CA	T2	47463	6/10/2012	164.23
50101510	Labor Oper CA MtrRd	T2	47463	6/10/2012	11,822.66
50101520	Labor Oper CA CstSrv	T2	47463	6/10/2012	1,928.46
50101600	Labor Oper AG	T2	47463	6/10/2012	17,413.83
50101600	Labor Oper AG	T2	47463	6/10/2012	1,064.37
50101600	Labor Oper AG	T2	47463	6/10/2012	3,909.68
50101600	Labor Oper AG	T2	47463	6/10/2012	7,871.52
50101600	Labor Oper AG	T2	47463	6/10/2012	2,701.44
50102100	Labor Maint SS	T2	47463	6/10/2012	982.80
50102100	Labor Maint SS	T2	47463	6/10/2012	1,326.78
50102300	Labor Maint WT	T2	47463	6/10/2012	1,572.48
50102300	Labor Maint WT	T2	47463	6/10/2012	982.80
50102400	Labor Maint TD	T2	47463	6/10/2012	737.95
50102410	Labor Mnt TD Str&Imp	T2	47463	6/10/2012	233.17
50102420	Labor Mnt TD Mains	T2	47463	6/10/2012	1,103.73
50102420	Labor Mnt TD Mains	T2	47463	6/10/2012	204.75
50102420	Labor Mnt TD Mains	T2	47463	6/10/2012	61.71
50102420	Labor Mnt TD Mains	T2	47463	6/10/2012	287.19
50102420	Labor Mnt TD Mains	T2	47463	6/10/2012	144.86
50102430	Labor Mnt TD Service	T2	47463	6/10/2012	9,685.56
50102430	Labor Mnt TD Service	T2	47463	6/10/2012	829.18
50102435	Labor Mnt TD Meter	T2	47463	6/10/2012	1,769.04
50102440	Labor Mnt TD Hydrant	T2	47463	6/10/2012	2,577.06
50102440	Labor Mnt TD Hydrant	T2	47463	6/10/2012	745.89
50102440	Labor Mnt TD Hydrant	T2	47463	6/10/2012	1,794.62
50111300	LaborOper NS OT WT	T2	47463	6/10/2012	316.00
50111300	LaborOper NS OT WT	T2	47463	6/10/2012	4,653.03
50111300	LaborOper NS OT WT	T2	47463	6/10/2012	717.64
50111300	LaborOper NS OT WT	T2	47463	6/10/2012	2,224.68
50111300	LaborOper NS OT WT	T2	47463	6/10/2012	70.73
50111305	LaborOperNS OT WT SE	T2	47463	6/10/2012	42.80
50111305	LaborOperNS OT WT SE	T2	47463	6/10/2012	302.79
50111305	LaborOperNS OT WT SE	T2	47463	6/10/2012	1,335.25
50111400	LaborOper NS OT TD	T2	47463	6/10/2012	92.48

## Kentucky American Water Company

Case No. 2012-00520

Response to PSC DR1, Item 31

Account	Description	Doc Type	Document Number	Posting Date	Amount
50111405	LaborOperNS OT TD SE	T2	47463	6/10/2012	259.59
50111415	LaborOperNS OT TD Ln	T2	47463	6/10/2012	252.74
50111415	LaborOperNS OT TD Ln	T2	47463	6/10/2012	18.13
50111415	LaborOperNS OT TD Ln	T2	47463	6/10/2012	90.00
50111420	LaborOperNS OT TD Mt	T2	47463	6/10/2012	5,648.30
50111500	LaborOper NS OT CA	T2	47463	6/10/2012	32.09
50111510	LaborOperNS OT CA MR	T2	47463	6/10/2012	639.99
50111520	LaborOperNS OT CA CS	T2	47463	6/10/2012	80.79
50112300	LaborMaint NS OT WT	T2	47463	6/10/2012	630.51
50112300	LaborMaint NS OT WT	T2	47463	6/10/2012	98.28
50112420	LaborMaintNSOT TD Mn	T2	47463	6/10/2012	1,322.52
50112420	LaborMaintNSOT TD Mn	T2	47463	6/10/2012	2,477.51
50112430	LaborMaintNSOT TD Sv	T2	47463	6/10/2012	1,187.27
50112430	LaborMaintNSOT TD Sv	T2	47463	6/10/2012	367.30
50112440	LaborMaintNSOT TD Hy	T2	47463	6/10/2012	182.94
50112440	LaborMaintNSOT TD Hy	T2	47463	6/10/2012	217.52
50121300	LaborOper OT WT	T2	47463	6/10/2012	909.24
50121300	LaborOper OT WT	T2	47463	6/10/2012	756.18
50121300	LaborOper OT WT	T2	47463	6/10/2012	897.65
50171000	Annual Incent Plan	T3	47464	6/10/2012	3,180.51
50171000	Annual Incent Plan	T3	47464	6/10/2012	775.37
50171000	Annual Incent Plan	T3	47464	6/10/2012	212.87
50171000	Annual Incent Plan	T3	47464	6/10/2012	271.37
50171000	Annual Incent Plan	T3	47464	6/10/2012	692.72
50171000	Annual Incent Plan	T3	47464	6/10/2012	1,691.68
50171000	Annual Incent Plan	T3	47464	6/10/2012	2,377.79
50171000	Annual Incent Plan	T3	47464	6/10/2012	681.74
50171000	Annual Incent Plan	T3	47464	6/10/2012	257.25
50171000	Annual Incent Plan	T3	47464	6/10/2012	321.54
50421000	401k Expense	T3	47464	6/10/2012	464.20
50421000	401k Expense	T3	47464	6/10/2012	42.55
50421000	401k Expense	T3	47464	6/10/2012	29.90
50421000	401k Expense	T3	47464	6/10/2012	205.69
50421000	401k Expense	T3	47464	6/10/2012	201.56
50421000	401k Expense	T3	47464	6/10/2012	1,629.67
50421000	401k Expense	T3	47464	6/10/2012	6.96
50421000	401k Expense	T3	47464	6/10/2012	3.35
50421000	401k Expense	T3	47464	6/10/2012	39.83
50421000	401k Expense	T3	47464	6/10/2012	109.08
50421000	401k Expense	T3	47464	6/10/2012	45.81
50421000	401k Expense	T3	47464	6/10/2012	1.54
50421000	401k Expense	T3	47464	6/10/2012	1.39
50421000	401k Expense	T3	47464	6/10/2012	71.02
50421000	401k Expense	T3	47464	6/10/2012	13.99
50421000	401k Expense	T3	47464	6/10/2012	203.20
50421000	401k Expense	T3	47464	6/10/2012	291.66
50421000	401k Expense	T3	47464	6/10/2012	460.96
50421000	401k Expense	T3	47464	6/10/2012	308.41
50421000	401k Expense	T3	47464	6/10/2012	141.84
50421000	401k Expense	T3	47464	6/10/2012	119.29
50421000	401k Expense	T3	47464	6/10/2012	53.72
50421000	401k Expense	T3	47464	6/10/2012	39.33
50421000	401k Expense	T3	47464	6/10/2012	16.94

Kentucky American Water Company  
Case No. 2012-00520  
Response to PSC DR1, Item 31

Account	Description	Doc Type	Document Number	Posting Date	Amount
50421000	401k Expense	T3	47464	6/10/2012	3.89
50422000	DCP Expense	T3	47464	6/10/2012	100.96
50422000	DCP Expense	T3	47464	6/10/2012	83.82
50422000	DCP Expense	T3	47464	6/10/2012	142.47
50422000	DCP Expense	T3	47464	6/10/2012	211.18
50422000	DCP Expense	T3	47464	6/10/2012	521.62
50422000	DCP Expense	T3	47464	6/10/2012	2,470.31
50422000	DCP Expense	T3	47464	6/10/2012	66.62
50422000	DCP Expense	T3	47464	6/10/2012	148.96
50422000	DCP Expense	T3	47464	6/10/2012	96.55
50422000	DCP Expense	T3	47464	6/10/2012	33.91
50422000	DCP Expense	T3	47464	6/10/2012	103.99
50422000	DCP Expense	T3	47464	6/10/2012	480.37
50422000	DCP Expense	T3	47464	6/10/2012	580.81
50422000	DCP Expense	T3	47464	6/10/2012	731.50
50422000	DCP Expense	T3	47464	6/10/2012	130.04
50422000	DCP Expense	T3	47464	6/10/2012	67.52
50422000	DCP Expense	T3	47464	6/10/2012	199.23
50422000	DCP Expense	T3	47464	6/10/2012	35.73
50422000	DCP Expense	T3	47464	6/10/2012	27.30
50510100	PBOP Cap Credits	T3	47464	6/10/2012	19,808.34
50510100	PBOP Cap Credits	T3	47464	6/10/2012	145.39
50510100	PBOP Cap Credits	T3	47464	6/10/2012	87.75
50510100	PBOP Cap Credits	T3	47464	6/10/2012	5.81
50510100	PBOP Cap Credits	T3	47464	6/10/2012	14.97
50510100	PBOP Cap Credits	T3	47464	6/10/2012	193.59
50510100	PBOP Cap Credits	T3	47464	6/10/2012	85.96
50550000	Group Insur Expense	T3	47464	6/10/2012	667.33
50550000	Group Insur Expense	T3	47464	6/10/2012	1,585.78
50550000	Group Insur Expense	T3	47464	6/10/2012	25.00
50550000	Group Insur Expense	T3	47464	6/10/2012	37.44
50550000	Group Insur Expense	T3	47464	6/10/2012	3.01
50550000	Group Insur Expense	T3	47464	6/10/2012	24.75
50550000	Group Insur Expense	T3	47464	6/10/2012	815.07
50550000	Group Insur Expense	T3	47464	6/10/2012	388.99
50550000	Group Insur Expense	T3	47464	6/10/2012	592.87
50550000	Group Insur Expense	T3	47464	6/10/2012	347.33
50550000	Group Insur Expense	T3	47464	6/10/2012	710.85
50550000	Group Insur Expense	T3	47464	6/10/2012	35.20
50550100	Group Ins Cap Credits	T3	47464	6/10/2012	45,747.77
50550100	Group Ins Cap Credits	T3	47464	6/10/2012	16.14
50550100	Group Ins Cap Credits	T3	47464	6/10/2012	96.10
50550100	Group Ins Cap Credits	T3	47464	6/10/2012	354.12
50550100	Group Ins Cap Credits	T3	47464	6/10/2012	688.23
50550100	Group Ins Cap Credits	T3	47464	6/10/2012	327.06
50550100	Group Ins Cap Credits	T3	47464	6/10/2012	6.89
50550100	Group Ins Cap Credits	T3	47464	6/10/2012	22.99
50550100	Group Ins Cap Credits	T3	47464	6/10/2012	392.71
50550100	Group Ins Cap Credits	T3	47464	6/10/2012	101.83
50610100	Pension Cap Credits	T3	47464	6/10/2012	30,784.89
50610100	Pension Cap Credits	T3	47464	6/10/2012	225.97
50610100	Pension Cap Credits	T3	47464	6/10/2012	136.37
50610100	Pension Cap Credits	T3	47464	6/10/2012	9.03

## Kentucky American Water Company

Case No. 2012-00520

Response to PSC DR1, Item 31

Account	Description	Doc Type	Document Number	Posting Date	Amount
50610100	Pension Cap Credits	T3	47464	6/10/2012	23.27
50610100	Pension Cap Credits	T3	47464	6/10/2012	300.88
50610100	Pension Cap Credits	T3	47464	6/10/2012	133.60
52534000	Employee Expenses	T3	47464	6/10/2012	30.00
52534000	Employee Expenses	T3	47464	6/10/2012	14.62
52535000	Meals Deductible	T3	47464	6/10/2012	13.48
55000100	Trans Cap Credits	T3	47464	6/10/2012	1,132.14
55000100	Trans Cap Credits	T3	47464	6/10/2012	0.00
55000100	Trans Cap Credits	T3	47464	6/10/2012	90.67
55000100	Trans Cap Credits	T3	47464	6/10/2012	282.22
55000100	Trans Cap Credits	T3	47464	6/10/2012	558.88
55000100	Trans Cap Credits	T3	47464	6/10/2012	4,333.33
55000100	Trans Cap Credits	T3	47464	6/10/2012	7,066.26
55000100	Trans Cap Credits	T3	47464	6/10/2012	6.16
55000100	Trans Cap Credits	T3	47464	6/10/2012	36.68
55000100	Trans Cap Credits	T3	47464	6/10/2012	135.17
55000100	Trans Cap Credits	T3	47464	6/10/2012	262.73
55000100	Trans Cap Credits	T3	47464	6/10/2012	124.85
55000100	Trans Cap Credits	T3	47464	6/10/2012	2.63
55000100	Trans Cap Credits	T3	47464	6/10/2012	8.78
55000100	Trans Cap Credits	T3	47464	6/10/2012	149.92
55000100	Trans Cap Credits	T3	47464	6/10/2012	38.87
55000100	Trans Cap Credits	T3	47464	6/10/2012	705.51
55000100	Trans Cap Credits	T3	47464	6/10/2012	1,322.47
55000100	Trans Cap Credits	T3	47464	6/10/2012	799.67
55000100	Trans Cap Credits	T3	47464	6/10/2012	405.76
55000100	Trans Cap Credits	T3	47464	6/10/2012	627.30
55000100	Trans Cap Credits	T3	47464	6/10/2012	138.66
55720100	Ins W/C Cap Credits	T3	47464	6/10/2012	4,673.15
55720100	Ins W/C Cap Credits	T3	47464	6/10/2012	1.65
55720100	Ins W/C Cap Credits	T3	47464	6/10/2012	9.81
55720100	Ins W/C Cap Credits	T3	47464	6/10/2012	36.19
55720100	Ins W/C Cap Credits	T3	47464	6/10/2012	70.27
55720100	Ins W/C Cap Credits	T3	47464	6/10/2012	33.41
55720100	Ins W/C Cap Credits	T3	47464	6/10/2012	0.70
55720100	Ins W/C Cap Credits	T3	47464	6/10/2012	2.35
55720100	Ins W/C Cap Credits	T3	47464	6/10/2012	40.11
55720100	Ins W/C Cap Credits	T3	47464	6/10/2012	10.39
68532000	FUTA	T3	47464	6/10/2012	11.37
68533000	FICA	T3	47464	6/10/2012	602.89
68533000	FICA	T3	47464	6/10/2012	77.56
68533000	FICA	T3	47464	6/10/2012	287.56
68533000	FICA	T3	47464	6/10/2012	586.13
68533000	FICA	T3	47464	6/10/2012	872.49
68533000	FICA	T3	47464	6/10/2012	7,110.66
68533000	FICA	T3	47464	6/10/2012	15.36
68533000	FICA	T3	47464	6/10/2012	69.94
68533000	FICA	T3	47464	6/10/2012	122.04
68533000	FICA	T3	47464	6/10/2012	276.80
68533000	FICA	T3	47464	6/10/2012	130.99
68533000	FICA	T3	47464	6/10/2012	4.72
68533000	FICA	T3	47464	6/10/2012	20.83
68533000	FICA	T3	47464	6/10/2012	163.72

Kentucky American Water Company  
Case No. 2012-00520  
Response to PSC DR1, Item 31

Account	Description	Doc Type	Document Number	Posting Date	Amount
68533000	FICA	T3	47464	6/10/2012	41.70
68533000	FICA	T3	47464	6/10/2012	765.27
68533000	FICA	T3	47464	6/10/2012	2,033.99
68533000	FICA	T3	47464	6/10/2012	1,639.31
68533000	FICA	T3	47464	6/10/2012	1,358.82
68533000	FICA	T3	47464	6/10/2012	716.22
68533000	FICA	T3	47464	6/10/2012	301.65
68533000	FICA	T3	47464	6/10/2012	744.22
68533000	FICA	T3	47464	6/10/2012	126.26
68533000	FICA	T3	47464	6/10/2012	64.39
68533000	FICA	T3	47464	6/10/2012	7.33
68533000	FICA	T3	47494	6/10/2012	2,616.97
68535000	SUTA	T3	47464	6/10/2012	27.73
71521000	M&J Expenses	T2	47463	6/10/2012	18.41
71521000	M&J Expenses	T2	47463	6/10/2012	130.79
71521000	M&J Expenses	T2	47463	6/10/2012	593.46
71521000	M&J Expenses	T2	47463	6/10/2012	1,075.04
71521000	M&J Expenses	T3	47464	6/10/2012	10.27
71521000	M&J Expenses	T3	47464	6/10/2012	19.72
71521000	M&J Expenses	T3	47464	6/10/2012	104.45
71521000	M&J Expenses	T3	47464	6/10/2012	163.46
71521000	M&J Expenses	T3	47464	6/10/2012	1.31
71521000	M&J Expenses	T3	47464	6/10/2012	9.52
71521000	M&J Expenses	T3	47464	6/10/2012	43.37
71521000	M&J Expenses	T3	47464	6/10/2012	78.73
40111000	Res Sales Billed	JE	31025111	6/11/2012	(143,290.08)
40111000	Res Sales Billed	JE	31025111	6/11/2012	(1.19)
40121000	Com Sales Billed	JE	31025111	6/11/2012	(39,011.92)
40131000	Ind Sales Billed	JE	31025111	6/11/2012	(3,574.95)
40145000	Priv Fire Billed	JE	31025111	6/11/2012	(4,160.23)
40151000	Publ Auth Billed	JE	31025111	6/11/2012	(1,761.37)
40211000	Dom WW Svc Billed	JE	31025111	6/11/2012	(103.11)
40211000	Dom WW Svc Billed	JE	31025111	6/11/2012	(2.30)
40310400	OthRev-NSF Ck Chrg	JE	31025111	6/11/2012	(48.00)
40310500	OthRev-Appl/InitFee	JE	31025111	6/11/2012	(1,976.00)
40310500	OthRev-Appl/InitFee	JE	31025111	6/11/2012	(104.00)
40310700	OthRev-Reconnct Fee	JE	31025111	6/11/2012	(832.00)
52001400	M&S Oper TD	PV	43111928	6/11/2012	641.56
52532013	Electricity WT	EE	70017335	6/11/2012	11.27
52585000	Discounts Available	PN	8034	6/11/2012	(79.00)
53150013	Contr Svc-Other WT	PV	43111932	6/11/2012	120.80
53150013	Contr Svc-Other WT	PV	43111933	6/11/2012	103.95
53150013	Contr Svc-Other WT	PV	43111934	6/11/2012	161.63
53150013	Contr Svc-Other WT	PV	43111937	6/11/2012	643.52
53150013	Contr Svc-Other WT	PV	43111938	6/11/2012	519.32
53150014	Contr Svc-Other TD	PV	43111925	6/11/2012	2,865.20
57010015	Uncoll Accts Exp CA	JE	31025111	6/11/2012	(166.32)
62002100	M&S Maint SS	PV	43111930	6/11/2012	261.39
62002400	M&S Maint TD	II	735076	6/11/2012	36.49
62002400	M&S Maint TD	II	735084	6/11/2012	8.58
62002400	M&S Maint TD	II	735084	6/11/2012	7.74
62002400	M&S Maint TD	II	735088	6/11/2012	36.48
62002400	M&S Maint TD	II	735098	6/11/2012	26.19

## Kentucky American Water Company

Case No. 2012-00520

Response to PSC DR1, Item 31

Account	Description	Doc Type	Document Number	Posting Date	Amount
62002400	M&S Maint TD	II	735098	6/11/2012	8.58
62002400	M&S Maint TD	II	735098	6/11/2012	7.82
62002400	M&S Maint TD	II	735116	6/11/2012	8.04
62002400	M&S Maint TD	II	735116	6/11/2012	15.48
62002400	M&S Maint TD	II	735116	6/11/2012	10.25
62002400	M&S Maint TD	II	735116	6/11/2012	7.82
62002400	M&S Maint TD	II	735119	6/11/2012	6.90
62002400	M&S Maint TD	II	735121	6/11/2012	9.15
62002400	M&S Maint TD	II	735121	6/11/2012	12.62
62002400	M&S Maint TD	II	735121	6/11/2012	48.71
62520700	Misc Main Pvg/Bckfill	PV	43111931	6/11/2012	3,943.20
71521000	M&J Expenses	PV	43112577	6/11/2012	38.70
71521000	M&J Expenses	PV	43112577	6/11/2012	23.25
71521000	M&J Expenses	PV	43112577	6/11/2012	7.40
40111000	Res Sales Billed	JE	31028916	6/12/2012	(146,261.30)
40111000	Res Sales Billed	JE	31028916	6/12/2012	(17,309.44)
40111000	Res Sales Billed	JE	31028916	6/12/2012	(54.05)
40111000	Res Sales Billed	JE	31028916	6/12/2012	(12.88)
40121000	Com Sales Billed	JE	31028916	6/12/2012	(86,159.64)
40121000	Com Sales Billed	JE	31028916	6/12/2012	(757.42)
40121000	Com Sales Billed	JE	31028916	6/12/2012	(1,367.75)
40145000	Priv Fire Billed	JE	31028916	6/12/2012	(8,662.19)
40151000	Publ Auth Billed	JE	31028916	6/12/2012	(58,681.88)
40151000	Publ Auth Billed	JE	31028916	6/12/2012	(1,415.33)
40171000	Misc Sales Billed	JE	31028916	6/12/2012	(43.50)
40221000	Com WW Svc Billed	JE	31028916	6/12/2012	(1,111.19)
40251000	PubAuth WW Billed	JE	31028916	6/12/2012	(251.94)
40310300	OthRev-CFO	PS	43113716	6/12/2012	(200.00)
40310400	OthRev-NSF Ck Chrg	JE	31028916	6/12/2012	(48.00)
40310500	OthRev-Appl/InitFee	JE	31028916	6/12/2012	(2,860.00)
40310500	OthRev-Appl/InitFee	JE	31028916	6/12/2012	(52.00)
40310500	OthRev-Appl/InitFee	JE	31028916	6/12/2012	(130.00)
40310500	OthRev-Appl/InitFee	JE	31028916	6/12/2012	(130.00)
40310700	OthRev-Reconnct Fee	JE	31028916	6/12/2012	(312.00)
40310700	OthRev-Reconnct Fee	JE	31028916	6/12/2012	(52.00)
51510012	Purchased Power P	EE	70017553	6/12/2012	2,638.22
52001400	M&S Oper TD	ST	31025079	6/12/2012	38.49
52001400	M&S Oper TD	PV	43114146	6/12/2012	1,500.00
52501400	Misc Oper TD	PV	43114146	6/12/2012	1,488.46
52527000	Directors Fees	PS	43113464	6/12/2012	50.00
52527000	Directors Fees	PS	43113465	6/12/2012	50.00
52527000	Directors Fees	PS	43113466	6/12/2012	50.00
52527000	Directors Fees	PS	43113467	6/12/2012	50.00
52527000	Directors Fees	PS	43113468	6/12/2012	50.00
52562016	Off&Adm Supplies AG	PV	43114128	6/12/2012	603.68
52562016	Off&Adm Supplies AG	PV	43114129	6/12/2012	79.93
52562513	Overnight Shippng WT	PV	43114139	6/12/2012	26.04
52562516	Overnight Shippng AG	PV	43114135	6/12/2012	19.72
52562516	Overnight Shippng AG	PV	43114148	6/12/2012	12.01
52571100	Add'l Security Costs	PV	43114131	6/12/2012	715.20
52571100	Add'l Security Costs	PV	43114133	6/12/2012	2,668.64
52571100	Add'l Security Costs	PV	43114134	6/12/2012	715.20
52571100	Add'l Security Costs	PV	43114137	6/12/2012	2,661.88
52571100	Add'l Security Costs	PV	43114142	6/12/2012	2,668.64



Kentucky American Water Company  
Case No. 2012-00520  
Response to PSC DR1, Item 31

Account	Description	Doc Type	Document Number	Posting Date	Amount
52571100	Add'l Security Costs	PV	43114143	6/12/2012	715.20
52571100	Add'l Security Costs	PV	43114145	6/12/2012	715.20
52571100	Add'l Security Costs	PV	43114144	6/12/2012	2,668.64
52574015	Telephone CA	TC	31025059	6/12/2012	1,106.09
52574114	Cell Phone TD	TC	31025106	6/12/2012	720.32
52574114	Cell Phone TD	TC	31025106	6/12/2012	233.99
52574114	Cell Phone TD	TC	31025106	6/12/2012	47.40
52574116	Cell Phone AG	TC	31025106	6/12/2012	(0.03)
52574116	Cell Phone AG	TC	31025106	6/12/2012	47.41
52574116	Cell Phone AG	TC	31025106	6/12/2012	568.55
52574116	Cell Phone AG	TC	31025106	6/12/2012	142.56
52578014	Trash Removal TD	PV	43114106	6/12/2012	1,523.22
52583016	Water & WW AG	PV	43114130	6/12/2012	17.56
52583016	Water & WW AG	PV	43114140	6/12/2012	26.34
52583016	Water & WW AG	PV	43114141	6/12/2012	10.89
52585000	Discounts Available	PN	8038	6/12/2012	(41.52)
52585000	Discounts Available	PN	8038	6/12/2012	(135.98)
53150016	Contr Svc-Other AG	PV	43114108	6/12/2012	85.00
53150016	Contr Svc-Other AG	PV	43114113	6/12/2012	65.52
53150016	Contr Svc-Other AG	PV	43114115	6/12/2012	308.85
53150016	Contr Svc-Other AG	PV	43114118	6/12/2012	28.42
53150016	Contr Svc-Other AG	PV	43114119	6/12/2012	10,185.00
53151015	Contr Svc-Temp EE CA	PV	43114132	6/12/2012	780.00
57010015	Uncoll Accts Exp CA	JE	31028916	6/12/2012	(26.17)
62002400	M&S Maint TD	OV	10369752	6/12/2012	1,993.00
62002400	M&S Maint TD	OV	10369752	6/12/2012	119.58
62002400	M&S Maint TD	OV	10369752	6/12/2012	2,178.00
62002400	M&S Maint TD	OV	10369752	6/12/2012	130.68
62002400	M&S Maint TD	OV	10369752	6/12/2012	2,178.00
62002400	M&S Maint TD	OV	10369752	6/12/2012	130.68
62002400	M&S Maint TD	PV	43114272	6/12/2012	539.24
62502400	Misc Maint TD	PV	43114122	6/12/2012	17.65
62502600	Misc Maint AG	ST	31028884	6/12/2012	573.42
62520700	Misc Main Pvg/Bckfill	PV	43114124	6/12/2012	89.04
62520700	Misc Main Pvg/Bckfill	PV	43114126	6/12/2012	820.00
40111000	Res Sales Billed	JE	31042547	6/13/2012	(292,249.44)
40111000	Res Sales Billed	JE	31042547	6/13/2012	(12,690.16)
40111000	Res Sales Billed	JE	31042547	6/13/2012	(18,328.66)
40111000	Res Sales Billed	JE	31042547	6/13/2012	(33.70)
40121000	Com Sales Billed	JE	31042547	6/13/2012	(86,216.16)
40121000	Com Sales Billed	JE	31042547	6/13/2012	(46.46)
40121000	Com Sales Billed	JE	31042547	6/13/2012	(648.03)
40145000	Priv Fire Billed	JE	31042547	6/13/2012	(5,871.66)
40151000	Publ Auth Billed	JE	31042547	6/13/2012	(684.32)
40151000	Publ Auth Billed	JE	31042547	6/13/2012	(40.74)
40151000	Publ Auth Billed	JE	31042547	6/13/2012	(99.20)
40161000	Sls/Rsle Billed	JE	31042547	6/13/2012	(232.21)
40211000	Dom WW Svc Billed	JE	31042547	6/13/2012	(41.50)
40211000	Dom WW Svc Billed	JE	31042547	6/13/2012	(40.67)
40310400	OthRev-NSF Ck Chrg	JE	31042547	6/13/2012	(108.00)
40310500	OthRev-Appl/InitFee	JE	31042547	6/13/2012	(2,912.00)
40310500	OthRev-Appl/InitFee	JE	31042547	6/13/2012	(130.00)
40310500	OthRev-Appl/InitFee	JE	31042547	6/13/2012	(182.00)

Kentucky American Water Company  
Case No. 2012-00520  
Response to PSC DR1, Item 31

Account	Description	Doc Type	Document Number	Posting Date	Amount
40310500	OthRev-Appl/InitFee	JE	31042547	6/13/2012	(234.00)
40310700	OthRev-Reconnct Fee	JE	31042547	6/13/2012	(832.00)
40310700	OthRev-Reconnct Fee	JE	31042547	6/13/2012	(26.00)
40310700	OthRev-Reconnct Fee	JE	31042547	6/13/2012	(52.00)
51510012	Purchased Power P	EE	70017756	6/13/2012	686.86
51510013	Purchased Power WT	EE	70017758	6/13/2012	3,656.64
51510013	Purchased Power WT	EE	70017770	6/13/2012	47,800.82
51510013	Purchased Power WT	PS	43115081	6/13/2012	6,380.62
51510013	Purchased Power WT	PS	43115081	6/13/2012	870.08
51510014	Purchased Power TD	EE	70017757	6/13/2012	99.92
52001400	M&S Oper TD	PV	43114711	6/13/2012	112.64
52001400	M&S Oper TD	PV	43114718	6/13/2012	397.94
52001600	M&S Oper AG	PV	43114888	6/13/2012	96.39
52501400	Misc Oper TD	PV	43114720	6/13/2012	79.90
52501400	Misc Oper TD	PV	43114725	6/13/2012	174.72
52501400	Misc Oper TD	PV	43114728	6/13/2012	347.04
52532016	Electricity AG	EE	70017755	6/13/2012	55.29
52542015	Forms CA	PV	43115029	6/13/2012	4,005.95
52542015	Forms CA	PV	43115102	6/13/2012	705.17
52585000	Discounts Available	PK	62065849	6/13/2012	(14.54)
52585000	Discounts Available	PK	62065849	6/13/2012	(58.94)
53150016	Contr Svc-Other AG	PV	43114980	6/13/2012	1,152.00
53150016	Contr Svc-Other AG	PV	43114989	6/13/2012	1,152.00
55000016	Trans Oper AG	PV	43114718	6/13/2012	480.47
55010200	Trans Lease Fuel	PV	43114595	6/13/2012	532.30
55010200	Trans Lease Fuel	PV	43114595	6/13/2012	137.70
55010200	Trans Lease Fuel	PV	43114595	6/13/2012	60.56
55010200	Trans Lease Fuel	PV	43114595	6/13/2012	52.35
55010200	Trans Lease Fuel	PV	43114595	6/13/2012	317.79
55010200	Trans Lease Fuel	PV	43114595	6/13/2012	172.16
55010200	Trans Lease Fuel	PV	43114595	6/13/2012	460.07
55010200	Trans Lease Fuel	PV	43114595	6/13/2012	64.70
55010200	Trans Lease Fuel	PV	43114595	6/13/2012	403.27
55010200	Trans Lease Fuel	PV	43114595	6/13/2012	339.47
55010200	Trans Lease Fuel	PV	43114595	6/13/2012	224.23
55010200	Trans Lease Fuel	PV	43114595	6/13/2012	592.89
55010200	Trans Lease Fuel	PV	43114595	6/13/2012	566.66
55010200	Trans Lease Fuel	PV	43114595	6/13/2012	437.11
55010200	Trans Lease Fuel	PV	43114595	6/13/2012	674.66
55010200	Trans Lease Fuel	PV	43114595	6/13/2012	604.73
55010200	Trans Lease Fuel	PV	43114595	6/13/2012	683.30
55010200	Trans Lease Fuel	PV	43114595	6/13/2012	196.69
55010200	Trans Lease Fuel	PV	43114595	6/13/2012	469.97
55010200	Trans Lease Fuel	PV	43114595	6/13/2012	379.00
55010200	Trans Lease Fuel	PV	43114595	6/13/2012	465.11
55010200	Trans Lease Fuel	PV	43114595	6/13/2012	296.42
55010200	Trans Lease Fuel	PV	43114595	6/13/2012	529.80
55010200	Trans Lease Fuel	PV	43114595	6/13/2012	270.83
55010200	Trans Lease Fuel	PV	43114595	6/13/2012	61.82
55010200	Trans Lease Fuel	PV	43114595	6/13/2012	945.22
55010200	Trans Lease Fuel	PV	43114595	6/13/2012	1,171.74
55010200	Trans Lease Fuel	PV	43114595	6/13/2012	434.32
55010200	Trans Lease Fuel	PV	43114595	6/13/2012	159.40

## Kentucky American Water Company

Case No. 2012-00520

Response to PSC DR1, Item 31

Account	Description	Doc Type	Document Number	Posting Date	Amount
55010200	Trans Lease Fuel	PV	43114595	6/13/2012	716.67
55010200	Trans Lease Fuel	PV	43114595	6/13/2012	276.89
55010200	Trans Lease Fuel	PV	43114595	6/13/2012	282.58
55010200	Trans Lease Fuel	PV	43114595	6/13/2012	494.59
55010200	Trans Lease Fuel	PV	43114595	6/13/2012	116.11
55010200	Trans Lease Fuel	PV	43114595	6/13/2012	595.78
55010200	Trans Lease Fuel	PV	43114595	6/13/2012	80.00
55010200	Trans Lease Fuel	PV	43114595	6/13/2012	259.85
55010200	Trans Lease Fuel	PV	43114595	6/13/2012	300.07
55010200	Trans Lease Fuel	PV	43114595	6/13/2012	219.00
55010200	Trans Lease Fuel	PV	43114595	6/13/2012	453.37
55010200	Trans Lease Fuel	PV	43114595	6/13/2012	179.32
55010200	Trans Lease Fuel	PV	43114595	6/13/2012	461.37
55010200	Trans Lease Fuel	PV	43114595	6/13/2012	50.00
55010200	Trans Lease Fuel	PV	43114595	6/13/2012	80.98
55010200	Trans Lease Fuel	PV	43114595	6/13/2012	39.00
55010200	Trans Lease Fuel	PV	43114595	6/13/2012	125.01
55010200	Trans Lease Fuel	PV	43114595	6/13/2012	43.13
55010200	Trans Lease Fuel	PV	43114595	6/13/2012	711.74
55010200	Trans Lease Fuel	PV	43114595	6/13/2012	952.24
55010200	Trans Lease Fuel	PV	43114595	6/13/2012	993.77
55010200	Trans Lease Fuel	PV	43114595	6/13/2012	229.00
55010200	Trans Lease Fuel	PV	43114595	6/13/2012	22.29
55010200	Trans Lease Fuel	PV	43114595	6/13/2012	89.24
55010200	Trans Lease Fuel	PV	43114595	6/13/2012	216.99
55010200	Trans Lease Fuel	PV	43114595	6/13/2012	388.06
55010200	Trans Lease Fuel	PV	43114595	6/13/2012	298.45
55010200	Trans Lease Fuel	PV	43114595	6/13/2012	660.54
55010200	Trans Lease Fuel	PV	43114595	6/13/2012	732.82
55010200	Trans Lease Fuel	PV	43114595	6/13/2012	234.66
55010200	Trans Lease Fuel	PV	43114595	6/13/2012	16.28
55010200	Trans Lease Fuel	PV	43114595	6/13/2012	48.45
55010200	Trans Lease Fuel	PV	43114595	6/13/2012	929.24
55010200	Trans Lease Fuel	PV	43114595	6/13/2012	403.33
55010200	Trans Lease Fuel	PV	43114595	6/13/2012	47.54
55010200	Trans Lease Fuel	PV	43114595	6/13/2012	88.64
55010200	Trans Lease Fuel	PV	43114595	6/13/2012	313.00
55010200	Trans Lease Fuel	PV	43114595	6/13/2012	377.65
55010200	Trans Lease Fuel	PV	43114595	6/13/2012	57.61
55010200	Trans Lease Fuel	PV	43114595	6/13/2012	84.51
55010200	Trans Lease Fuel	PV	43114595	6/13/2012	199.25
55010200	Trans Lease Fuel	PV	43114595	6/13/2012	69.19
55010200	Trans Lease Fuel	PV	43114595	6/13/2012	559.62
55010200	Trans Lease Fuel	PV	43114595	6/13/2012	375.04
55010200	Trans Lease Fuel	PV	43114595	6/13/2012	582.13
55010200	Trans Lease Fuel	PV	43114595	6/13/2012	421.40
55010200	Trans Lease Fuel	PV	43114595	6/13/2012	749.40
55010200	Trans Lease Fuel	PV	43114595	6/13/2012	287.72
55010200	Trans Lease Fuel	PV	43114595	6/13/2012	736.67
55010200	Trans Lease Fuel	PV	43114595	6/13/2012	24.12
55010200	Trans Lease Fuel	PV	43114595	6/13/2012	609.01
55010200	Trans Lease Fuel	PV	43114595	6/13/2012	772.01
55010200	Trans Lease Fuel	PV	43114595	6/13/2012	1,000.28

## Kentucky American Water Company

Case No. 2012-00520

Response to PSC DR1, Item 31

Account	Description	Doc Type	Document Number	Posting Date	Amount
55010200	Trans Lease Fuel	PV	43114595	6/13/2012	981.48
55010200	Trans Lease Fuel	PV	43114595	6/13/2012	316.45
55010200	Trans Lease Fuel	PV	43114595	6/13/2012	203.55
55010200	Trans Lease Fuel	PV	43114595	6/13/2012	83.80
55010200	Trans Lease Fuel	PV	43114595	6/13/2012	490.64
55010200	Trans Lease Fuel	PV	43114595	6/13/2012	350.94
55010200	Trans Lease Fuel	PV	43114595	6/13/2012	573.59
55010200	Trans Lease Fuel	PV	43114595	6/13/2012	645.02
55010200	Trans Lease Fuel	PV	43114595	6/13/2012	165.05
55010200	Trans Lease Fuel	PV	43114595	6/13/2012	258.82
55010200	Trans Lease Fuel	PV	43114595	6/13/2012	326.86
55010200	Trans Lease Fuel	PV	43114595	6/13/2012	175.31
55010200	Trans Lease Fuel	PV	43114595	6/13/2012	505.09
55010200	Trans Lease Fuel	PV	43114595	6/13/2012	264.52
55010300	Trans Lease Maint	PV	43114591	6/13/2012	32.69
55010300	Trans Lease Maint	PV	43114591	6/13/2012	9.05
55010300	Trans Lease Maint	PV	43114591	6/13/2012	19.45
55010300	Trans Lease Maint	PV	43114591	6/13/2012	7.25
55010300	Trans Lease Maint	PV	43114591	6/13/2012	67.91
55010300	Trans Lease Maint	PV	43114591	6/13/2012	64.85
55010300	Trans Lease Maint	PV	43114591	6/13/2012	5.00
55010300	Trans Lease Maint	PV	43114591	6/13/2012	5.00
55010300	Trans Lease Maint	PV	43114591	6/13/2012	3.00
55010300	Trans Lease Maint	PV	43114591	6/13/2012	20.25
55010300	Trans Lease Maint	PV	43114591	6/13/2012	(1.00)
55010300	Trans Lease Maint	PV	43114591	6/13/2012	529.74
55010300	Trans Lease Maint	PV	43114591	6/13/2012	1.00
55010300	Trans Lease Maint	PV	43114591	6/13/2012	1.00
55010300	Trans Lease Maint	PV	43114591	6/13/2012	1.00
55010300	Trans Lease Maint	PV	43114591	6/13/2012	1.00
55010300	Trans Lease Maint	PV	43114591	6/13/2012	1.00
55010300	Trans Lease Maint	PV	43114591	6/13/2012	1.00
55010300	Trans Lease Maint	PV	43114591	6/13/2012	1.00
55010300	Trans Lease Maint	PV	43114591	6/13/2012	1.00
55010300	Trans Lease Maint	PV	43114591	6/13/2012	87.45
55010300	Trans Lease Maint	PV	43114591	6/13/2012	1.00
55010300	Trans Lease Maint	PV	43114591	6/13/2012	5.00
55010300	Trans Lease Maint	PV	43114591	6/13/2012	5.00
55010300	Trans Lease Maint	PV	43114591	6/13/2012	5.00
55010300	Trans Lease Maint	PV	43114591	6/13/2012	1.00
55010300	Trans Lease Maint	PV	43114591	6/13/2012	1.00
55010300	Trans Lease Maint	PV	43114591	6/13/2012	104.88
55010300	Trans Lease Maint	PV	43114591	6/13/2012	87.62
55010300	Trans Lease Maint	PV	43114591	6/13/2012	1.00
55010300	Trans Lease Maint	PV	43114591	6/13/2012	57.30
55010300	Trans Lease Maint	PV	43114591	6/13/2012	1.00
55010300	Trans Lease Maint	PV	43114591	6/13/2012	1.00
55010300	Trans Lease Maint	PV	43114591	6/13/2012	1.00
55010300	Trans Lease Maint	PV	43114591	6/13/2012	1.00
55010300	Trans Lease Maint	PV	43114591	6/13/2012	1.00
55010300	Trans Lease Maint	PV	43114591	6/13/2012	1.00
55010300	Trans Lease Maint	PV	43114591	6/13/2012	1.00
55010300	Trans Lease Maint	PV	43114591	6/13/2012	1.00
55010300	Trans Lease Maint	PV	43114591	6/13/2012	88.54
55010300	Trans Lease Maint	PV	43114591	6/13/2012	1.00

## Kentucky American Water Company

Case No. 2012-00520

Response to PSC DR1, Item 31

Account	Description	Doc Type	Document Number	Posting Date	Amount
55010300	Trans Lease Maint	PV	43114591	6/13/2012	1.00
55010300	Trans Lease Maint	PV	43114591	6/13/2012	1.00
55010300	Trans Lease Maint	PV	43114591	6/13/2012	1.00
55010300	Trans Lease Maint	PV	43114591	6/13/2012	1.00
55010300	Trans Lease Maint	PV	43114591	6/13/2012	5.00
55010300	Trans Lease Maint	PV	43114591	6/13/2012	90.93
55010300	Trans Lease Maint	PV	43114591	6/13/2012	15.42
55010300	Trans Lease Maint	PV	43114591	6/13/2012	16.59
55010300	Trans Lease Maint	PV	43114591	6/13/2012	17.33
55010300	Trans Lease Maint	PV	43114591	6/13/2012	57.59
55010300	Trans Lease Maint	PV	43114591	6/13/2012	17.25
55010300	Trans Lease Maint	PV	43114591	6/13/2012	17.24
55010300	Trans Lease Maint	PV	43114591	6/13/2012	17.25
55010300	Trans Lease Maint	PV	43114591	6/13/2012	84.10
55010300	Trans Lease Maint	PV	43114591	6/13/2012	15.91
55010300	Trans Lease Maint	PV	43114591	6/13/2012	15.94
55010300	Trans Lease Maint	PV	43114591	6/13/2012	32.01
55010300	Trans Lease Maint	PV	43114591	6/13/2012	62.64
55010300	Trans Lease Maint	PV	43114591	6/13/2012	112.84
55010300	Trans Lease Maint	PV	43114591	6/13/2012	15.94
55010300	Trans Lease Maint	PV	43114591	6/13/2012	16.52
55010300	Trans Lease Maint	PV	43114591	6/13/2012	19.04
55010300	Trans Lease Maint	PV	43114591	6/13/2012	18.28
55010300	Trans Lease Maint	PV	43114591	6/13/2012	113.66
55010300	Trans Lease Maint	PV	43114591	6/13/2012	104.30
55010300	Trans Lease Maint	PV	43114591	6/13/2012	22.37
55010300	Trans Lease Maint	PV	43114591	6/13/2012	117.35
55010300	Trans Lease Maint	PV	43114591	6/13/2012	14.56
55010300	Trans Lease Maint	PV	43114591	6/13/2012	14.56
55010300	Trans Lease Maint	PV	43114591	6/13/2012	72.22
55010300	Trans Lease Maint	PV	43114591	6/13/2012	30.13
55010300	Trans Lease Maint	PV	43114591	6/13/2012	1.00
55010300	Trans Lease Maint	PV	43114591	6/13/2012	18.44
55010300	Trans Lease Maint	PV	43114591	6/13/2012	18.38
55010300	Trans Lease Maint	PV	43114591	6/13/2012	111.19
55010300	Trans Lease Maint	PV	43114591	6/13/2012	1.00
55010300	Trans Lease Maint	PV	43114591	6/13/2012	1.00
55010300	Trans Lease Maint	PV	43114591	6/13/2012	1.00
55010300	Trans Lease Maint	PV	43114591	6/13/2012	37.55
55010300	Trans Lease Maint	PV	43114591	6/13/2012	92.05
55010300	Trans Lease Maint	PV	43114591	6/13/2012	212.60
55010300	Trans Lease Maint	PV	43114591	6/13/2012	16.05
55010300	Trans Lease Maint	PV	43114591	6/13/2012	5,724.84
55010300	Trans Lease Maint	PV	43114591	6/13/2012	1.00
55010300	Trans Lease Maint	PV	43114591	6/13/2012	1.00
55010300	Trans Lease Maint	PV	43114591	6/13/2012	1.00
55010300	Trans Lease Maint	PV	43114591	6/13/2012	396.51
55010300	Trans Lease Maint	PV	43114591	6/13/2012	18.91
55010300	Trans Lease Maint	PV	43114591	6/13/2012	1.00
55010300	Trans Lease Maint	PV	43114591	6/13/2012	9.25
55010300	Trans Lease Maint	PV	43114591	6/13/2012	9.25
55010300	Trans Lease Maint	PV	43114591	6/13/2012	9.25
55010300	Trans Lease Maint	PV	43114591	6/13/2012	1,554.68

## Kentucky American Water Company

Case No. 2012-00520

Response to PSC DR1, Item 31

Account	Description	Doc Type	Document Number	Posting Date	Amount
55010300	Trans Lease Maint	PV	43114591	6/13/2012	1.00
55010300	Trans Lease Maint	PV	43114591	6/13/2012	2,406.56
55010300	Trans Lease Maint	PV	43114591	6/13/2012	5.00
55010300	Trans Lease Maint	PV	43114591	6/13/2012	5.00
55010300	Trans Lease Maint	PV	43114591	6/13/2012	30.83
55010300	Trans Lease Maint	PV	43114591	6/13/2012	5.00
55010300	Trans Lease Maint	PV	43114591	6/13/2012	(1.00)
55010300	Trans Lease Maint	PV	43114591	6/13/2012	(1.00)
55010300	Trans Lease Maint	PV	43114591	6/13/2012	5.00
55010300	Trans Lease Maint	PV	43114591	6/13/2012	5.00
55010300	Trans Lease Maint	PV	43114591	6/13/2012	394.59
55010300	Trans Lease Maint	PV	43114591	6/13/2012	1.00
55010300	Trans Lease Maint	PV	43114591	6/13/2012	1.00
55010300	Trans Lease Maint	PV	43114591	6/13/2012	(1.00)
55010300	Trans Lease Maint	PV	43114591	6/13/2012	9.25
55010300	Trans Lease Maint	PV	43114591	6/13/2012	2,174.90
55010300	Trans Lease Maint	PV	43114591	6/13/2012	5.00
55010300	Trans Lease Maint	PV	43114591	6/13/2012	49.61
55010300	Trans Lease Maint	PV	43114591	6/13/2012	175.68
55010300	Trans Lease Maint	PV	43114591	6/13/2012	5.00
55010300	Trans Lease Maint	PV	43114591	6/13/2012	5.00
55010300	Trans Lease Maint	PV	43114591	6/13/2012	5.00
55010300	Trans Lease Maint	PV	43114591	6/13/2012	5.00
55010300	Trans Lease Maint	PV	43114591	6/13/2012	5.00
55010300	Trans Lease Maint	PV	43114591	6/13/2012	9.25
55010300	Trans Lease Maint	PV	43114591	6/13/2012	2,745.52
55010300	Trans Lease Maint	PV	43114591	6/13/2012	2,053.47
55010300	Trans Lease Maint	PV	43114591	6/13/2012	5.00
55010300	Trans Lease Maint	PV	43114591	6/13/2012	5.00
55010300	Trans Lease Maint	PV	43114591	6/13/2012	5.00
55010300	Trans Lease Maint	PV	43114591	6/13/2012	50.42
55010300	Trans Lease Maint	PV	43114591	6/13/2012	5.00
55010300	Trans Lease Maint	PV	43114591	6/13/2012	(108.00)
55010300	Trans Lease Maint	PV	43114591	6/13/2012	99.43
55010300	Trans Lease Maint	PV	43114591	6/13/2012	293.75
55010300	Trans Lease Maint	PV	43114591	6/13/2012	1,561.78
55010300	Trans Lease Maint	PV	43114591	6/13/2012	293.75
55010300	Trans Lease Maint	PV	43114591	6/13/2012	5.00
55010300	Trans Lease Maint	PV	43114591	6/13/2012	5.00
55010300	Trans Lease Maint	PV	43114591	6/13/2012	5.00
55010300	Trans Lease Maint	PV	43114591	6/13/2012	72.92
55010300	Trans Lease Maint	PV	43114591	6/13/2012	(481.00)
55010300	Trans Lease Maint	PV	43114591	6/13/2012	69.60
55010300	Trans Lease Maint	PV	43114591	6/13/2012	5.00
55010300	Trans Lease Maint	PV	43114591	6/13/2012	5.00
55010300	Trans Lease Maint	PV	43114591	6/13/2012	5.00
55010300	Trans Lease Maint	PV	43114591	6/13/2012	5.00
55010300	Trans Lease Maint	PV	43114591	6/13/2012	5.00
55010300	Trans Lease Maint	PV	43114591	6/13/2012	731.58
57010015	Uncoll Accts Exp CA	JE	31042547	6/13/2012	(109.76)
62002400	M&S Maint TD	PV	43114723	6/13/2012	1,696.00

## Kentucky American Water Company

Case No. 2012-00520

Response to PSC DR1, Item 31

Account	Description	Doc Type	Document Number	Posting Date	Amount
62002400	M&S Maint TD	PV	43114836	6/13/2012	2,829.14
62002400	M&S Maint TD	PV	43114855	6/13/2012	721.73
62002400	M&S Maint TD	PV	43114866	6/13/2012	1,865.60
62002400	M&S Maint TD	PV	43114869	6/13/2012	1,249.14
68520100	Tax Discounts	PS	43115081	6/13/2012	(1,171.41)
68520100	Tax Discounts	PS	43115081	6/13/2012	0.03
75840000	Lobbying Expenses	PV	43114880	6/13/2012	5,194.16
40111000	Res Sales Billed	JE	31042600	6/14/2012	(134,912.28)
40111000	Res Sales Billed	JE	31042600	6/14/2012	(83.76)
40111000	Res Sales Billed	JE	31042600	6/14/2012	(280.67)
40121000	Com Sales Billed	JE	31042600	6/14/2012	(61,831.16)
40131000	Ind Sales Billed	JE	31042600	6/14/2012	(67.32)
40145000	Priv Fire Billed	JE	31042600	6/14/2012	(4,542.86)
40151000	Publ Auth Billed	JE	31042600	6/14/2012	(9,418.59)
40310400	OthRev-NSF Ck Chrg	JE	31042600	6/14/2012	(108.00)
40310500	OthRev-Appl/InitFee	JE	31042600	6/14/2012	(1,612.00)
40310500	OthRev-Appl/InitFee	JE	31042600	6/14/2012	(26.00)
40310500	OthRev-Appl/InitFee	JE	31042600	6/14/2012	(52.00)
40310700	OthRev-Reconnct Fee	JE	31042600	6/14/2012	(1,170.00)
51510012	Purchased Power P	EE	70018043	6/14/2012	47.33
51510012	Purchased Power P	EE	70018106	6/14/2012	28.43
51510013	Purchased Power WT	EE	70018107	6/14/2012	7,777.23
51510014	Purchased Power TD	EE	70018046	6/14/2012	56.65
52532013	Electricity WT	EE	70018045	6/14/2012	22.25
52532014	Electricity TD	EE	70018041	6/14/2012	152.11
52532014	Electricity TD	EE	70018042	6/14/2012	50.86
52532014	Electricity TD	EE	70018044	6/14/2012	21.84
52532014	Electricity TD	EE	70018047	6/14/2012	20.17
52532014	Electricity TD	EE	70018048	6/14/2012	45.17
52542015	Forms CA	PV	43116109	6/14/2012	11,539.22
52562016	Off&Adm Supplies AG	ST	31042511	6/14/2012	36.22
52562016	Off&Adm Supplies AG	ST	31042511	6/14/2012	4.80
52574016	Telephone AG	TC	31042468	6/14/2012	20.66
52585000	Discounts Available	PN	8043	6/14/2012	(3.76)
52585000	Discounts Available	PK	62065866	6/14/2012	(42.26)
53150016	Contr Svc-Other AG	TC	31042424	6/14/2012	214.13
53150016	Contr Svc-Other AG	ST	31042511	6/14/2012	5.10
53150016	Contr Svc-Other AG	PV	43115184	6/14/2012	3,840.00
57010015	Uncoll Accts Exp CA	JE	31042600	6/14/2012	25.17
62502400	Misc Maint TD	ST	31042511	6/14/2012	1.06
40111000	Res Sales Billed	JE	31048468	6/15/2012	(148,055.27)
40111000	Res Sales Billed	JE	31048468	6/15/2012	(10.98)
40111000	Res Sales Billed	JE	31048468	6/15/2012	(249.50)
40121000	Com Sales Billed	JE	31048468	6/15/2012	(62,199.49)
40145000	Priv Fire Billed	JE	31048468	6/15/2012	(6,529.66)
40151000	Publ Auth Billed	JE	31048468	6/15/2012	(10,759.34)
40211000	Dom WW Svc Billed	JE	31048468	6/15/2012	(26.90)
40310400	OthRev-NSF Ck Chrg	JE	31048468	6/15/2012	(132.00)
40310400	OthRev-NSF Ck Chrg	JE	31048468	6/15/2012	(12.00)
40310500	OthRev-Appl/InitFee	JE	31048468	6/15/2012	(3,874.00)
40310500	OthRev-Appl/InitFee	JE	31048468	6/15/2012	26.00
40310700	OthRev-Reconnct Fee	JE	31048468	6/15/2012	(1,118.00)
50510100	PBOP Cap Credits	T1	47462	6/15/2012	(24,801.08)

Kentucky American Water Company  
Case No. 2012-00520  
Response to PSC DR1, Item 31

Account	Description	Doc Type	Document Number	Posting Date	Amount
50550000	Group Insur Expense	T1	47462	6/15/2012	(13,328.51)
50550100	Group Ins Cap Credits	T1	47462	6/15/2012	(57,425.33)
50610100	Pension Cap Credits	T1	47462	6/15/2012	(38,544.38)
52501300	Misc Oper WT	PV	43116660	6/15/2012	320.00
52501600	Misc Oper AG	PV	43116644	6/15/2012	56.80
52554500	Lab Supplies	PV	43116702	6/15/2012	741.43
52554500	Lab Supplies	PV	43116702	6/15/2012	741.43
52562513	Overnight Shippng WT	PV	43116671	6/15/2012	59.95
52562513	Overnight Shippng WT	PV	43116672	6/15/2012	147.72
52562513	Overnight Shippng WT	PV	43116673	6/15/2012	26.22
52578011	Trash Removal SS	PV	43116647	6/15/2012	33.42
52578011	Trash Removal SS	PV	43116675	6/15/2012	406.36
52578016	Trash Removal AG	PV	43116704	6/15/2012	63.55
52585000	Discounts Available	PX	7475	6/15/2012	(31.44)
52585000	Discounts Available	PK	62065884	6/15/2012	(62.91)
52585000	Discounts Available	PK	62065886	6/15/2012	(14.09)
52585000	Discounts Available	PK	62065886	6/15/2012	(14.54)
55000100	Trans Cap Credits	T1	47462	6/15/2012	(1,197.47)
55000100	Trans Cap Credits	T1	47462	6/15/2012	(1,378.15)
55000100	Trans Cap Credits	T1	47462	6/15/2012	(151.14)
55000100	Trans Cap Credits	T1	47462	6/15/2012	(347.06)
55000100	Trans Cap Credits	T1	47462	6/15/2012	(558.88)
55000100	Trans Cap Credits	T1	47462	6/15/2012	(4,489.67)
55000100	Trans Cap Credits	T1	47462	6/15/2012	(9,696.51)
55000100	Trans Cap Credits	T1	47462	6/15/2012	(705.51)
55000100	Trans Cap Credits	T1	47462	6/15/2012	(1,322.47)
55000100	Trans Cap Credits	T1	47462	6/15/2012	(799.67)
55000100	Trans Cap Credits	T1	47462	6/15/2012	(428.60)
55000100	Trans Cap Credits	T1	47462	6/15/2012	(706.66)
55000100	Trans Cap Credits	T1	47462	6/15/2012	(138.66)
55010400	Trans Emp Reimb Co	T1	47462	6/15/2012	(70.64)
55720100	Ins W/C Cap Credits	T1	47462	6/15/2012	(5,866.09)
57010015	Uncoll Accts Exp CA	JE	31048468	6/15/2012	(409.51)
62002100	M&S Maint SS	PV	43116662	6/15/2012	210.00
62002100	M&S Maint SS	PV	43116662	6/15/2012	210.00
62002300	M&S Maint WT	PV	43116654	6/15/2012	1,045.54
62002300	M&S Maint WT	PV	43116657	6/15/2012	261.39
62002300	M&S Maint WT	PV	43116662	6/15/2012	210.00
62002300	M&S Maint WT	PV	43116662	6/15/2012	1,260.00
62002300	M&S Maint WT	PV	43116662	6/15/2012	630.00
62002300	M&S Maint WT	PV	43116662	6/15/2012	1,470.00
40111000	Res Sales Billed	JE	31048611	6/18/2012	(149,332.14)
40111000	Res Sales Billed	JE	31048611	6/18/2012	(16.25)
40111000	Res Sales Billed	JE	31048611	6/18/2012	(10.68)
40121000	Com Sales Billed	JE	31048611	6/18/2012	(68,304.12)
40131000	Ind Sales Billed	JE	31048611	6/18/2012	(239.66)
40145000	Priv Fire Billed	JE	31048611	6/18/2012	(3,025.75)
40151000	Publ Auth Billed	JE	31048611	6/18/2012	(7,399.21)
40310300	OthRev-CFO	RI	10180717	6/18/2012	(186.44)
40310300	OthRev-CFO	RI	10180718	6/18/2012	(136,573.84)
40310400	OthRev-NSF Ck Chrg	JE	31048611	6/18/2012	(108.00)
40310500	OthRev-Appl/InitFee	JE	31048611	6/18/2012	(1,586.00)
40310500	OthRev-Appl/InitFee	JE	31048611	6/18/2012	(104.00)



## Kentucky American Water Company

Case No. 2012-00520

Response to PSC DR1, Item 31

Account	Description	Doc Type	Document Number	Posting Date	Amount
40310700	OthRev-Reconnct Fee	JE	31048611	6/18/2012	(1,300.00)
50101400	Labor Oper TD	T2	47558	6/18/2012	0.00
51510013	Purchased Power WT	PS	43117877	6/18/2012	3,190.31
51510013	Purchased Power WT	PS	43117877	6/18/2012	435.04
52501600	Misc Oper AG	PS	43117874	6/18/2012	47.00
52501600	Misc Oper AG	PS	43117877	6/18/2012	(0.01)
55010300	Trans Lease Maint	JE	31048478	6/18/2012	(1.00)
57010015	Uncoll Accts Exp CA	JE	31048611	6/18/2012	(197.25)
57010015	Uncoll Accts Exp CA	JE	31048611	6/18/2012	(73.97)
40111000	Res Sales Billed	JE	31048677	6/19/2012	(100,356.50)
40111000	Res Sales Billed	JE	31048677	6/19/2012	(7,580.59)
40121000	Com Sales Billed	JE	31048677	6/19/2012	(56,109.21)
40121000	Com Sales Billed	JE	31048677	6/19/2012	(395.34)
40145000	Priv Fire Billed	JE	31048677	6/19/2012	(3,227.81)
40151000	Publ Auth Billed	JE	31048677	6/19/2012	(34,423.50)
40310400	OthRev-NSF Ck Chrg	JE	31048677	6/19/2012	(96.00)
40310500	OthRev-Appl/InitFee	JE	31048677	6/19/2012	(1,170.00)
40310500	OthRev-Appl/InitFee	JE	31048677	6/19/2012	(52.00)
40310500	OthRev-Appl/InitFee	JE	31048677	6/19/2012	(78.00)
40310700	OthRev-Reconnct Fee	JE	31048677	6/19/2012	(468.00)
40310700	OthRev-Reconnct Fee	JE	31048677	6/19/2012	(26.00)
50452000	Emp Physical Exams	PV	43119275	6/19/2012	95.00
50457000	Training	PV	43119282	6/19/2012	2,160.00
51510012	Purchased Power P	EE	70018738	6/19/2012	41.72
51510012	Purchased Power P	EE	70018743	6/19/2012	333.33
51510012	Purchased Power P	EE	70018832	6/19/2012	21.05
51510013	Purchased Power WT	EE	70018749	6/19/2012	2,741.58
51510013	Purchased Power WT	EE	70018755	6/19/2012	52.29
51510014	Purchased Power TD	EE	70018739	6/19/2012	114.95
51510014	Purchased Power TD	EE	70018740	6/19/2012	50.49
51510014	Purchased Power TD	EE	70018745	6/19/2012	52.33
51510014	Purchased Power TD	EE	70018756	6/19/2012	110.95
52001400	M&S Oper TD	PV	43119205	6/19/2012	311.54
52001400	M&S Oper TD	PD	43119212	6/19/2012	(122.78)
52501400	Misc Oper TD	TC	31048540	6/19/2012	97.69
52532014	Electricity TD	EE	70018741	6/19/2012	28.98
52532014	Electricity TD	EE	70018744	6/19/2012	19.59
52532014	Electricity TD	EE	70018746	6/19/2012	424.19
52532014	Electricity TD	EE	70018747	6/19/2012	35.89
52532014	Electricity TD	EE	70018748	6/19/2012	50.89
52532014	Electricity TD	EE	70018750	6/19/2012	44.84
52532014	Electricity TD	EE	70018751	6/19/2012	31.02
52532014	Electricity TD	EE	70018752	6/19/2012	50.33
52532014	Electricity TD	EE	70018753	6/19/2012	20.17
52532014	Electricity TD	EE	70018754	6/19/2012	20.72
52532014	Electricity TD	EE	70018831	6/19/2012	25.54
52532016	Electricity AG	EE	70018742	6/19/2012	177.91
52548014	Heating Oil/Gas TD	EE	70018626	6/19/2012	14.31
52550016	Janitorial AG	PV	43119290	6/19/2012	900.00
52574013	Telephone WT	TC	31048520	6/19/2012	2,046.65
52574015	Telephone CA	TC	31048520	6/19/2012	773.38
52574016	Telephone AG	TC	31048520	6/19/2012	797.55
52574016	Telephone AG	TC	31048540	6/19/2012	118.39

## Kentucky American Water Company

Case No. 2012-00520

Response to PSC DR1, Item 31

Account	Description	Doc Type	Document Number	Posting Date	Amount
52574016	Telephone AG	TC	31048540	6/19/2012	46.48
52574016	Telephone AG	TC	31048540	6/19/2012	330.12
52574016	Telephone AG	TC	31048540	6/19/2012	61.60
52574113	Cell Phone WT	TC	31048606	6/19/2012	65.51
52574114	Cell Phone TD	TC	31048607	6/19/2012	180.12
52574116	Cell Phone AG	TC	31048518	6/19/2012	13.68
52574116	Cell Phone AG	TC	31048606	6/19/2012	807.75
52574116	Cell Phone AG	TC	31048606	6/19/2012	2,183.89
52574116	Cell Phone AG	TC	31048606	6/19/2012	65.78
52574116	Cell Phone AG	TC	31048606	6/19/2012	413.44
52574116	Cell Phone AG	TC	31048606	6/19/2012	38.28
52574116	Cell Phone AG	TC	31048606	6/19/2012	77.69
52574116	Cell Phone AG	TC	31048606	6/19/2012	95.06
52574116	Cell Phone AG	TC	31048606	6/19/2012	67.60
52574116	Cell Phone AG	TC	31048606	6/19/2012	845.28
52574116	Cell Phone AG	TC	31048606	6/19/2012	166.12
52574116	Cell Phone AG	TC	31048606	6/19/2012	331.35
52574116	Cell Phone AG	TC	31048606	6/19/2012	298.56
52574116	Cell Phone AG	TC	31048606	6/19/2012	71.03
52574116	Cell Phone AG	TC	31048607	6/19/2012	92.43
52574116	Cell Phone AG	TC	31048607	6/19/2012	45.02
52574116	Cell Phone AG	TC	31048607	6/19/2012	329.50
52578016	Trash Removal AG	PV	43118498	6/19/2012	95.70
53150013	Contr Svc-Other WT	PV	43118494	6/19/2012	50.00
53150013	Contr Svc-Other WT	PV	43118495	6/19/2012	336.00
53150013	Contr Svc-Other WT	PV	43118497	6/19/2012	50.00
53150014	Contr Svc-Other TD	PV	43118496	6/19/2012	105.00
57010015	Uncoll Accts Exp CA	JE	31048677	6/19/2012	(50.52)
57010015	Uncoll Accts Exp CA	JE	31048677	6/19/2012	(55.16)
62002400	M&S Maint TD	PV	43118496	6/19/2012	880.87
40111000	Res Sales Billed	JE	31048955	6/20/2012	(105,586.29)
40111000	Res Sales Billed	JE	31048955	6/20/2012	(17,401.99)
40111000	Res Sales Billed	JE	31048955	6/20/2012	(4.45)
40121000	Com Sales Billed	JE	31048955	6/20/2012	(135,340.70)
40121000	Com Sales Billed	JE	31048955	6/20/2012	(50.39)
40131000	Ind Sales Billed	JE	31048955	6/20/2012	(255.22)
40145000	Priv Fire Billed	JE	31048955	6/20/2012	(13,502.32)
40151000	Publ Auth Billed	JE	31048955	6/20/2012	(6,687.20)
40211000	Dom WW Svc Billed	JE	31048955	6/20/2012	(8.64)
40310400	OthRev-NSF Ck Chrg	JE	31048955	6/20/2012	(96.00)
40310500	OthRev-Appl/InitFee	JE	31048955	6/20/2012	(2,626.00)
40310500	OthRev-Appl/InitFee	JE	31048955	6/20/2012	(286.00)
40310700	OthRev-Reconnct Fee	JE	31048955	6/20/2012	(416.00)
51510014	Purchased Power TD	EE	70019087	6/20/2012	20.60
51800000	Chemicals	IJ	31048700	6/20/2012	4.32
51800000	Chemicals	IJ	31048700	6/20/2012	4.31
51800000	Chemicals	IJ	31048700	6/20/2012	0.28
52501600	Misc Oper AG	IJ	31048712	6/20/2012	0.02
52501600	Misc Oper AG	IJ	31048712	6/20/2012	(0.04)
52501600	Misc Oper AG	PV	43119932	6/20/2012	(5.27)
52501600	Misc Oper AG	PV	43119932	6/20/2012	(0.32)
52501600	Misc Oper AG	OV	10370746	6/20/2012	19.57
52501600	Misc Oper AG	PV	43119987	6/20/2012	(0.22)

## Kentucky American Water Company

Case No. 2012-00520

Response to PSC DR1, Item 31

Account	Description	Doc Type	Document Number	Posting Date	Amount
52501600	Misc Oper AG	PV	43119987	6/20/2012	(0.01)
52532014	Electricity TD	EE	70019133	6/20/2012	30.99
52585000	Discounts Available	PK	62065907	6/20/2012	(24.67)
52585000	Discounts Available	PK	62065907	6/20/2012	(14.23)
52585000	Discounts Available	PK	62065907	6/20/2012	(2.68)
53150013	Contr Svc-Other WT	PV	43120015	6/20/2012	192.40
53150016	Contr Svc-Other AG	PV	43120265	6/20/2012	2,304.00
57010015	Uncoll Accts Exp CA	JE	31048955	6/20/2012	81.30
62002100	M&S Maint SS	PV	43120059	6/20/2012	565.84
62002100	M&S Maint SS	PV	43120065	6/20/2012	193.40
62002300	M&S Maint WT	PV	43120017	6/20/2012	76.40
62002300	M&S Maint WT	PV	43120017	6/20/2012	76.41
62002400	M&S Maint TD	II	736795	6/20/2012	7.86
62002400	M&S Maint TD	II	736795	6/20/2012	6.17
62002400	M&S Maint TD	II	736800	6/20/2012	5.78
62502400	Misc Maint TD	PV	43120014	6/20/2012	347.99
62502600	Misc Maint AG	SU	31048744	6/20/2012	(573.42)
62520700	Misc Main Pvg/Bckfill	PV	43119990	6/20/2012	922.50
62520700	Misc Main Pvg/Bckfill	PV	43120004	6/20/2012	1,480.00
40111000	Res Sales Billed	JE	31049003	6/21/2012	(268,392.99)
40111000	Res Sales Billed	JE	31049003	6/21/2012	(942.10)
40111000	Res Sales Billed	JE	31049003	6/21/2012	32.78
40111000	Res Sales Billed	JE	31049003	6/21/2012	(12,142.98)
40121000	Com Sales Billed	JE	31049003	6/21/2012	(88,730.71)
40121000	Com Sales Billed	JE	31049003	6/21/2012	(1,443.01)
40131000	Ind Sales Billed	JE	31049003	6/21/2012	(133.38)
40131000	Ind Sales Billed	JE	31049003	6/21/2012	(179.28)
40145000	Priv Fire Billed	JE	31049003	6/21/2012	(3,678.27)
40151000	Publ Auth Billed	JE	31049003	6/21/2012	(1,584.92)
40161000	Sls/Rsle Billed	JE	31049003	6/21/2012	(82.38)
40211000	Dom WW Svc Billed	JE	31049003	6/21/2012	(1,646.17)
40221000	Com WW Svc Billed	JE	31049003	6/21/2012	(420.16)
40231000	Ind WW Svc Billed	JE	31049003	6/21/2012	(47.98)
40310400	OthRev-NSF Ck Chrg	JE	31049003	6/21/2012	(108.00)
40310500	OthRev-Appl/InitFee	JE	31049003	6/21/2012	(1,248.00)
40310500	OthRev-Appl/InitFee	JE	31049003	6/21/2012	(1,092.00)
40310700	OthRev-Reconnct Fee	JE	31049003	6/21/2012	(260.00)
40310700	OthRev-Reconnct Fee	JE	31049003	6/21/2012	0.00
50450016	Other Welfare AG	JE	31048981	6/21/2012	(1,133.33)
50450016	Other Welfare AG	JE	31048981	6/21/2012	(1,050.00)
50550000	Group Insur Expense	JE	31048971	6/21/2012	(1,626.90)
50550000	Group Insur Expense	JE	31048971	6/21/2012	(1,532.00)
52510015	Bank Svc Charges-CA	PV	43120492	6/21/2012	7,527.49
52514600	Charitb Don-Commnty	PS	43120397	6/21/2012	500.00
52574015	Telephone CA	TC	31048769	6/21/2012	2,439.70
52574016	Telephone AG	TC	31048769	6/21/2012	47.09
52574016	Telephone AG	TC	31048818	6/21/2012	159.06
52574016	Telephone AG	TC	31048819	6/21/2012	247.52
52574016	Telephone AG	TC	31048820	6/21/2012	2,000.12
52578016	Trash Removal AG	ST	31048928	6/21/2012	5.74
52585000	Discounts Available	PX	7543	6/21/2012	(165.28)
53150015	Contr Svc-Other CA	TC	31048776	6/21/2012	744.13
57010015	Uncoll Accts Exp CA	JE	31049003	6/21/2012	(189.83)

Kentucky American Water Company  
Case No. 2012-00520  
Response to PSC DR1, Item 31

Account	Description	Doc Type	Document Number	Posting Date	Amount
57010016	Uncoll Accts Exp AG	RI	10180886	6/21/2012	(28.50)
62002400	M&S Maint TD	OV	10370887	6/21/2012	366.72
62002400	M&S Maint TD	OV	10370887	6/21/2012	22.00
62002400	M&S Maint TD	OV	10370887	6/21/2012	381.62
62002400	M&S Maint TD	OV	10370887	6/21/2012	22.90
40111000	Res Sales Billed	JE	31049077	6/22/2012	(419,488.85)
40121000	Com Sales Billed	JE	31049077	6/22/2012	(262,355.70)
40145000	Priv Fire Billed	JE	31049077	6/22/2012	(13,379.03)
40151000	Publ Auth Billed	JE	31049077	6/22/2012	(7,398.00)
40310400	OthRev-NSF Ck Chrg	JE	31049077	6/22/2012	(72.00)
40310400	OthRev-NSF Ck Chrg	JE	31049077	6/22/2012	(12.00)
40310500	OthRev-Appl/InitFee	JE	31049077	6/22/2012	(7,462.00)
40310500	OthRev-Appl/InitFee	JE	31049077	6/22/2012	(130.00)
40310700	OthRev-Reconnct Fee	JE	31049077	6/22/2012	(1,846.00)
51510012	Purchased Power P	EE	70019586	6/22/2012	695.26
52532014	Electricity TD	EE	70019585	6/22/2012	19.03
57010015	Uncoll Accts Exp CA	JE	31049077	6/22/2012	(115.76)
71511000	M&J Revenues	RI	10180882	6/23/2012	(436.73)
71521000	M&J Expenses	II	737453	6/23/2012	844.63
71521000	M&J Expenses	II	737453	6/23/2012	200.90
62002400	M&S Maint TD	IR	737483	6/24/2012	(844.63)
62002400	M&S Maint TD	IR	737483	6/24/2012	(200.90)
62002400	M&S Maint TD	IR	737484	6/24/2012	(52.52)
62002400	M&S Maint TD	IR	737485	6/24/2012	(844.63)
62002400	M&S Maint TD	IR	737485	6/24/2012	(83.96)
62002400	M&S Maint TD	IR	737486	6/24/2012	(105.10)
62002400	M&S Maint TD	IR	737486	6/24/2012	(30.04)
62002400	M&S Maint TD	IR	737486	6/24/2012	(7.17)
62002400	M&S Maint TD	IR	737487	6/24/2012	(151.63)
62002400	M&S Maint TD	IR	737487	6/24/2012	(52.55)
62002400	M&S Maint TD	IR	737487	6/24/2012	(81.16)
62002400	M&S Maint TD	IR	737487	6/24/2012	(44.49)
62002400	M&S Maint TD	IR	737488	6/24/2012	(630.26)
62002400	M&S Maint TD	IR	737488	6/24/2012	(237.33)
62002400	M&S Maint TD	IR	737489	6/24/2012	(15.30)
62002400	M&S Maint TD	IR	737489	6/24/2012	(17.26)
62002400	M&S Maint TD	IR	737495	6/24/2012	(5.98)
62002400	M&S Maint TD	IR	737495	6/24/2012	(11.96)
62002400	M&S Maint TD	IR	737495	6/24/2012	(30.23)
62002400	M&S Maint TD	IR	737495	6/24/2012	(6.31)
62002400	M&S Maint TD	IR	737495	6/24/2012	(25.26)
62002400	M&S Maint TD	IR	737495	6/24/2012	(745.94)
62002400	M&S Maint TD	IR	737495	6/24/2012	(280.75)
62002400	M&S Maint TD	IR	737495	6/24/2012	(205.62)
62002400	M&S Maint TD	IR	737495	6/24/2012	(51.66)
62002400	M&S Maint TD	IR	737496	6/24/2012	(2.88)
62002400	M&S Maint TD	IR	737496	6/24/2012	(57.38)
62002400	M&S Maint TD	IR	737496	6/24/2012	(28.08)
62002400	M&S Maint TD	IR	737496	6/24/2012	(41.12)
62002400	M&S Maint TD	IR	737496	6/24/2012	(7.44)
62002400	M&S Maint TD	IR	737497	6/24/2012	(23.78)
62002400	M&S Maint TD	IR	737497	6/24/2012	(11.96)
62002400	M&S Maint TD	IR	737497	6/24/2012	(45.64)

## Kentucky American Water Company

Case No. 2012-00520

Response to PSC DR1, Item 31

Account	Description	Doc Type	Document Number	Posting Date	Amount
62002400	M&S Maint TD	IR	737498	6/24/2012	(76.52)
62002400	M&S Maint TD	IR	737498	6/24/2012	(325.15)
62002400	M&S Maint TD	IR	737498	6/24/2012	(11.96)
62002400	M&S Maint TD	IR	737498	6/24/2012	(90.13)
62002400	M&S Maint TD	IR	737498	6/24/2012	(45.77)
62002400	M&S Maint TD	IR	737498	6/24/2012	(45.64)
62002400	M&S Maint TD	IR	737498	6/24/2012	(7.44)
62002400	M&S Maint TD	IR	737498	6/24/2012	(8.26)
62002400	M&S Maint TD	IR	737498	6/24/2012	(7.17)
62002400	M&S Maint TD	IR	737499	6/24/2012	(8.63)
71521000	M&J Expenses	II	737459	6/24/2012	15.30
71521000	M&J Expenses	II	737459	6/24/2012	17.26
40111000	Res Sales Billed	JE	31049148	6/25/2012	(148,089.63)
40111000	Res Sales Billed	JE	31049148	6/25/2012	(14.07)
40121000	Com Sales Billed	JE	31049148	6/25/2012	(94,379.64)
40131000	Ind Sales Billed	JE	31049148	6/25/2012	(3,058.65)
40145000	Priv Fire Billed	JE	31049148	6/25/2012	(4,640.58)
40151000	Publ Auth Billed	JE	31049148	6/25/2012	(12,015.61)
40310100	OthRev-Late Pymt Fee	JE	31049148	6/25/2012	0.36
40310400	OthRev-NSF Ck Chrg	JE	31049148	6/25/2012	(132.00)
40310400	OthRev-NSF Ck Chrg	JE	31049148	6/25/2012	(12.00)
40310500	OthRev-Appl/InitFee	JE	31049148	6/25/2012	(2,366.00)
40310500	OthRev-Appl/InitFee	JE	31049148	6/25/2012	(104.00)
40310700	OthRev-Reconnct Fee	JE	31049148	6/25/2012	(494.00)
52532014	Electricity TD	EE	70019906	6/25/2012	21.86
52585000	Discounts Available	PN	8060	6/25/2012	(40.32)
52585000	Discounts Available	PN	8060	6/25/2012	(12.31)
52585000	Discounts Available	PN	8060	6/25/2012	(53.38)
52585000	Discounts Available	PN	8060	6/25/2012	(34.04)
57010015	Uncoll Accts Exp CA	JE	31049148	6/25/2012	(64.86)
40111000	Res Sales Billed	JE	31049245	6/26/2012	(243,689.22)
40111000	Res Sales Billed	JE	31049245	6/26/2012	(16.97)
40121000	Com Sales Billed	JE	31049245	6/26/2012	(31,677.22)
40145000	Priv Fire Billed	JE	31049245	6/26/2012	(3,261.89)
40151000	Publ Auth Billed	JE	31049245	6/26/2012	(7,617.84)
40310400	OthRev-NSF Ck Chrg	JE	31049245	6/26/2012	(48.00)
40310500	OthRev-Appl/InitFee	JE	31049245	6/26/2012	(2,340.00)
40310500	OthRev-Appl/InitFee	JE	31049245	6/26/2012	(26.00)
40310700	OthRev-Reconnct Fee	JE	31049245	6/26/2012	(572.00)
50452000	Emp Physical Exams	PV	43123289	6/26/2012	70.00
51010000	Purchased Water	PV	43123795	6/26/2012	9.33
51010000	Purchased Water	PV	43123840	6/26/2012	16,473.56
51510012	Purchased Power P	EE	70020133	6/26/2012	203.33
51510014	Purchased Power TD	EE	70020135	6/26/2012	21.86
52501600	Misc Oper AG	PV	43123288	6/26/2012	4,500.00
52520000	Collection Agencies	PV	43123367	6/26/2012	6,045.13
52520000	Collection Agencies	PV	43123839	6/26/2012	2,526.44
52532014	Electricity TD	EE	70020084	6/26/2012	27.32
52532014	Electricity TD	EE	70020085	6/26/2012	53.58
52532014	Electricity TD	EE	70020134	6/26/2012	43.41
52532014	Electricity TD	EE	70020136	6/26/2012	57.37
52562016	Off&Adm Supplies AG	PV	43123356	6/26/2012	21.71
52562513	Overnight Shippng WT	PV	43123353	6/26/2012	425.24

## Kentucky American Water Company

Case No. 2012-00520

Response to PSC DR1, Item 31

Account	Description	Doc Type	Document Number	Posting Date	Amount
52562513	Overnight Shippng WT	PV	43123354	6/26/2012	79.95
52579000	Trustee Fees	PV	43123801	6/26/2012	254.80
52579000	Trustee Fees	PV	43123801	6/26/2012	254.80
52579000	Trustee Fees	PV	43123801	6/26/2012	254.80
52579000	Trustee Fees	PV	43123821	6/26/2012	253.44
52579000	Trustee Fees	PV	43123821	6/26/2012	253.44
52579000	Trustee Fees	PV	43123821	6/26/2012	253.45
52585000	Discounts Available	PN	8062	6/26/2012	(14.04)
52585000	Discounts Available	PK	62065934	6/26/2012	(0.17)
52585000	Discounts Available	PK	62065934	6/26/2012	(60.48)
57010015	Uncoll Accts Exp CA	JE	31049245	6/26/2012	(36.81)
57010015	Uncoll Accts Exp CA	JE	31049245	6/26/2012	(662.99)
62002400	M&S Maint TD	OV	10371427	6/26/2012	1,756.50
62002400	M&S Maint TD	OV	10371427	6/26/2012	105.39
40111000	Res Sales Billed	JE	31049452	6/27/2012	(247,778.07)
40111000	Res Sales Billed	JE	31049452	6/27/2012	(15.25)
40121000	Com Sales Billed	JE	31049452	6/27/2012	(47,272.60)
40145000	Priv Fire Billed	JE	31049452	6/27/2012	(3,049.42)
40151000	Publ Auth Billed	JE	31049452	6/27/2012	(486.76)
40310400	OthRev-NSF Ck Chrg	JE	31049452	6/27/2012	(84.00)
40310400	OthRev-NSF Ck Chrg	JE	31049452	6/27/2012	(12.00)
40310500	OthRev-Appl/InitFee	JE	31049452	6/27/2012	(1,976.00)
40310500	OthRev-Appl/InitFee	JE	31049452	6/27/2012	(156.00)
40310700	OthRev-Reconnct Fee	JE	31049452	6/27/2012	(286.00)
52532014	Electricity TD	EE	70020392	6/27/2012	32.68
52532014	Electricity TD	EE	70020393	6/27/2012	21.05
52585000	Discounts Available	PX	7632	6/27/2012	(45.64)
52585000	Discounts Available	PK	62065939	6/27/2012	(11.56)
52585000	Discounts Available	PK	62065939	6/27/2012	(14.45)
57010015	Uncoll Accts Exp CA	JE	31049452	6/27/2012	(87.32)
62002400	M&S Maint TD	IR	738426	6/27/2012	(25.26)
62002400	M&S Maint TD	IR	738426	6/27/2012	(52.55)
62002400	M&S Maint TD	IR	738427	6/27/2012	(30.04)
62002400	M&S Maint TD	IR	738428	6/27/2012	(52.52)
62002400	M&S Maint TD	IR	738429	6/27/2012	(127.47)
62002400	M&S Maint TD	IR	738429	6/27/2012	(170.90)
62002400	M&S Maint TD	IR	738435	6/27/2012	(88.98)
62002400	M&S Maint TD	IR	738435	6/27/2012	(162.31)
62002400	M&S Maint TD	IR	738435	6/27/2012	(15.30)
62002400	M&S Maint TD	IR	738435	6/27/2012	(68.10)
62002400	M&S Maint TD	IR	738435	6/27/2012	(57.38)
62002400	M&S Maint TD	IR	738435	6/27/2012	(302.91)
62002400	M&S Maint TD	IR	738435	6/27/2012	(190.72)
62002400	M&S Maint TD	IR	738435	6/27/2012	(11.06)
62002400	M&S Maint TD	IR	738435	6/27/2012	(298.45)
62002400	M&S Maint TD	II	738436	6/27/2012	863.22
62002400	M&S Maint TD	II	738436	6/27/2012	20.88
62002400	M&S Maint TD	II	738436	6/27/2012	16.16
62002400	M&S Maint TD	II	738436	6/27/2012	926.48
62002400	M&S Maint TD	II	738436	6/27/2012	311.45
62002400	M&S Maint TD	II	738436	6/27/2012	811.56
62002400	M&S Maint TD	II	738436	6/27/2012	45.91
62002400	M&S Maint TD	II	738436	6/27/2012	142.69

## Kentucky American Water Company

Case No. 2012-00520

Response to PSC DR1, Item 31

Account	Description	Doc Type	Document Number	Posting Date	Amount
62002400	M&S Maint TD	II	738436	6/27/2012	22.31
62002400	M&S Maint TD	II	738436	6/27/2012	50.52
62002400	M&S Maint TD	II	738436	6/27/2012	23.92
62002400	M&S Maint TD	II	738436	6/27/2012	50.32
62002400	M&S Maint TD	II	738436	6/27/2012	7.56
62002400	M&S Maint TD	II	738436	6/27/2012	1,521.58
62002400	M&S Maint TD	II	738436	6/27/2012	1,689.26
62002400	M&S Maint TD	II	738436	6/27/2012	17.02
62002400	M&S Maint TD	II	738436	6/27/2012	105.10
62002400	M&S Maint TD	II	738436	6/27/2012	559.48
62002400	M&S Maint TD	II	738436	6/27/2012	91.29
62002400	M&S Maint TD	II	738436	6/27/2012	112.71
62002400	M&S Maint TD	II	738436	6/27/2012	1,147.60
62002400	M&S Maint TD	II	738436	6/27/2012	454.36
62002400	M&S Maint TD	II	738436	6/27/2012	23.59
62002400	M&S Maint TD	II	738436	6/27/2012	103.73
62002400	M&S Maint TD	II	738436	6/27/2012	397.83
62002400	M&S Maint TD	II	738436	6/27/2012	170.90
62002400	M&S Maint TD	II	738436	6/27/2012	5.98
62002400	M&S Maint TD	II	738436	6/27/2012	51.66
62002400	M&S Maint TD	II	738436	6/27/2012	107.07
62002400	M&S Maint TD	II	738436	6/27/2012	228.08
62002400	M&S Maint TD	II	738436	6/27/2012	90.13
62002400	M&S Maint TD	II	738436	6/27/2012	11.65
62002400	M&S Maint TD	II	738436	6/27/2012	17.35
62002400	M&S Maint TD	II	738436	6/27/2012	22.13
62002400	M&S Maint TD	II	738436	6/27/2012	21.50
62002400	M&S Maint TD	II	738436	6/27/2012	474.67
62002400	M&S Maint TD	II	738436	6/27/2012	8.06
62002400	M&S Maint TD	II	738436	6/27/2012	178.46
62002400	M&S Maint TD	II	738436	6/27/2012	602.71
62002400	M&S Maint TD	II	738436	6/27/2012	7,353.08
62002400	M&S Maint TD	II	738436	6/27/2012	379.13
62002400	M&S Maint TD	II	738436	6/27/2012	381.43
62002400	M&S Maint TD	II	738436	6/27/2012	514.57
62002400	M&S Maint TD	II	738436	6/27/2012	45.45
62002400	M&S Maint TD	II	738436	6/27/2012	240.99
62002400	M&S Maint TD	II	738436	6/27/2012	127.02
62002400	M&S Maint TD	II	738436	6/27/2012	118.40
62502600	Misc Maint AG	PV	43125716	6/27/2012	4,800.00
62520700	Misc Main Pvg/Bckfill	PV	43125194	6/27/2012	5,613.80
62520700	Misc Main Pvg/Bckfill	PV	43125194	6/27/2012	220.80
71521000	M&J Expenses	PV	43125194	6/27/2012	27.60
40111000	Res Sales Billed	JE	31049609	6/28/2012	(251,579.16)
40111000	Res Sales Billed	JE	31049609	6/28/2012	(184.41)
40111000	Res Sales Billed	JE	31049609	6/28/2012	(10.80)
40121000	Com Sales Billed	JE	31049609	6/28/2012	(12,687.71)
40145000	Priv Fire Billed	JE	31049609	6/28/2012	4,821.54
40151000	Publ Auth Billed	JE	31049609	6/28/2012	(212.45)
40211000	Dom WW Svc Billed	JE	31049609	6/28/2012	(139.51)
40211000	Dom WW Svc Billed	JE	31049609	6/28/2012	(13.24)
40310400	OthRev-NSF Ck Chrg	JE	31049609	6/28/2012	(108.00)
40310400	OthRev-NSF Ck Chrg	JE	31049609	6/28/2012	(12.00)

## Kentucky American Water Company

Case No. 2012-00520

Response to PSC DR1, Item 31

Account	Description	Doc Type	Document Number	Posting Date	Amount
40310500	OthRev-Appl/InitFee	JE	31049609	6/28/2012	(2,002.00)
40310500	OthRev-Appl/InitFee	JE	31049609	6/28/2012	26.00
40310700	OthRev-Reconct Fee	JE	31049609	6/28/2012	(286.00)
50421000	401k Expense	JE	31049479	6/28/2012	2,755.00
50422000	DCP Expense	JE	31049456	6/28/2012	3,472.00
50426000	Retiree Medical Exp	JE	31049490	6/28/2012	(0.22)
51110000	Waste Disposal	ID	738468	6/28/2012	125.03
51110000	Waste Disposal	ID	738496	6/28/2012	647.59
51110000	Waste Disposal	ID	738496	6/28/2012	2,471.43
51110000	Waste Disposal	ID	738562	6/28/2012	41.84
51110000	Waste Disposal	ID	738773	6/28/2012	7,701.08
51520000	Fuel for Power Prod	PV	43127150	6/28/2012	1,206.67
51800000	Chemicals	ID	738468	6/28/2012	2,655.65
51800000	Chemicals	ID	738468	6/28/2012	2,262.14
51800000	Chemicals	ID	738468	6/28/2012	4,202.60
51800000	Chemicals	ID	738468	6/28/2012	2,830.87
51800000	Chemicals	ID	738468	6/28/2012	17,743.18
51800000	Chemicals	ID	738468	6/28/2012	4,073.55
51800000	Chemicals	ID	738468	6/28/2012	3.49
51800000	Chemicals	ID	738496	6/28/2012	3,185.87
51800000	Chemicals	ID	738496	6/28/2012	1,273.03
51800000	Chemicals	ID	738496	6/28/2012	4,674.00
51800000	Chemicals	ID	738496	6/28/2012	3,506.33
51800000	Chemicals	ID	738496	6/28/2012	23,177.12
51800000	Chemicals	ID	738496	6/28/2012	2,792.41
51800000	Chemicals	ID	738496	6/28/2012	4,409.68
51800000	Chemicals	ID	738496	6/28/2012	107.17
51800000	Chemicals	ID	738518	6/28/2012	41.53
51800000	Chemicals	ID	738518	6/28/2012	94.75
51800000	Chemicals	ID	738518	6/28/2012	785.58
51800000	Chemicals	ID	738562	6/28/2012	276.59
51800000	Chemicals	ID	738562	6/28/2012	252.42
51800000	Chemicals	ID	738562	6/28/2012	1,888.70
51800000	Chemicals	ID	738562	6/28/2012	1,470.84
51800000	Chemicals	ID	738562	6/28/2012	3,753.20
51800000	Chemicals	ID	738562	6/28/2012	3,195.80
51800000	Chemicals	ID	738562	6/28/2012	72.50
51800000	Chemicals	ID	738562	6/28/2012	2,522.40
51800000	Chemicals	ID	738703	6/28/2012	126.63
51800000	Chemicals	ID	738703	6/28/2012	128.35
51800000	Chemicals	ID	738773	6/28/2012	7,757.71
51800000	Chemicals	ID	738773	6/28/2012	3,768.30
51800000	Chemicals	ID	738773	6/28/2012	10,751.80
51800000	Chemicals	ID	738773	6/28/2012	8,716.53
51800000	Chemicals	ID	738773	6/28/2012	26,193.75
51800000	Chemicals	ID	738773	6/28/2012	5,916.07
51800000	Chemicals	ID	738773	6/28/2012	197.63
52001300	M&S Oper WT	PV	43127165	6/28/2012	1,120.00
52001300	M&S Oper WT	PV	43127170	6/28/2012	1,160.00
52001400	M&S Oper TD	PV	43127052	6/28/2012	752.70
52001600	M&S Oper AG	PV	43126139	6/28/2012	360.05
52001600	M&S Oper AG	PV	43126993	6/28/2012	231.47
52001600	M&S Oper AG	PV	43126999	6/28/2012	231.47



Kentucky American Water Company  
Case No. 2012-00520  
Response to PSC DR1, Item 31

Account	Description	Doc Type	Document Number	Posting Date	Amount
52001600	M&S Oper AG	PV	43127040	6/28/2012	178.21
52501400	Misc Oper TD	PV	43127050	6/28/2012	581.94
52501400	Misc Oper TD	PV	43127063	6/28/2012	571.05
52520000	Collection Agencies	PV	43127113	6/28/2012	228.47
52520000	Collection Agencies	PV	43127115	6/28/2012	2,212.95
52532014	Electricity TD	EE	70020565	6/28/2012	48.42
52542016	Forms AG	PV	43127154	6/28/2012	362.06
52550016	Janitorial AG	PV	43126983	6/28/2012	2,705.25
52562016	Off&Adm Supplies AG	PV	43127070	6/28/2012	74.27
52562513	Overnight Shippng WT	PV	43126982	6/28/2012	120.11
52562513	Overnight Shippng WT	PV	43126985	6/28/2012	86.78
52562513	Overnight Shippng WT	PV	43126989	6/28/2012	94.10
52562516	Overnight Shippng AG	PV	43127033	6/28/2012	31.73
52562516	Overnight Shippng AG	PV	43127033	6/28/2012	5.96
52562516	Overnight Shippng AG	PV	43127059	6/28/2012	17.80
52574015	Telephone CA	TC	31049313	6/28/2012	38.26
52574015	Telephone CA	TC	31049314	6/28/2012	38.26
52574015	Telephone CA	TC	31049315	6/28/2012	38.26
52574015	Telephone CA	TC	31049316	6/28/2012	272.44
52574015	Telephone CA	TC	31049317	6/28/2012	1,151.99
52574015	Telephone CA	TC	31049318	6/28/2012	49.53
52574015	Telephone CA	TC	31049319	6/28/2012	108.14
52574015	Telephone CA	TC	31049320	6/28/2012	148.59
52574015	Telephone CA	TC	31049469	6/28/2012	386.24
52574016	Telephone AG	TC	31049284	6/28/2012	17.39
52574016	Telephone AG	TC	31049284	6/28/2012	0.23
52574016	Telephone AG	TC	31049362	6/28/2012	98.00
52574016	Telephone AG	TC	31049469	6/28/2012	131.73
52574116	Cell Phone AG	TC	31049457	6/28/2012	102.10
52578016	Trash Removal AG	PV	43126997	6/28/2012	132.55
52583016	Water & WW AG	PV	43127066	6/28/2012	6.21
52583016	Water & WW AG	PV	43127072	6/28/2012	30.73
52583016	Water & WW AG	PV	43127075	6/28/2012	17.56
52583016	Water & WW AG	PV	43127078	6/28/2012	57.63
52583016	Water & WW AG	PV	43127080	6/28/2012	26.34
52583016	Water & WW AG	PV	43127086	6/28/2012	76.33
52583016	Water & WW AG	PV	43127079	6/28/2012	10.89
52583016	Water & WW AG	PV	43127089	6/28/2012	15.56
52583016	Water & WW AG	PV	43127091	6/28/2012	17.56
52583016	Water & WW AG	PV	43127093	6/28/2012	17.56
52583016	Water & WW AG	PV	43127096	6/28/2012	976.40
52585000	Discounts Available	PK	62065943	6/28/2012	(80.09)
52585000	Discounts Available	PK	62065943	6/28/2012	(36.29)
52585000	Discounts Available	PK	62065943	6/28/2012	(245.06)
53150013	Contr Svc-Other WT	PV	43127158	6/28/2012	50.00
53150013	Contr Svc-Other WT	PV	43127164	6/28/2012	50.00
53150013	Contr Svc-Other WT	PV	43127168	6/28/2012	50.00
53150013	Contr Svc-Other WT	PV	43127187	6/28/2012	238.00
53150013	Contr Svc-Other WT	PV	43127186	6/28/2012	560.00
53150013	Contr Svc-Other WT	PV	43127191	6/28/2012	554.00
53150014	Contr Svc-Other TD	PV	43127158	6/28/2012	20.00
53150014	Contr Svc-Other TD	PV	43127158	6/28/2012	419.00
53150014	Contr Svc-Other TD	PV	43127176	6/28/2012	42.00

## Kentucky American Water Company

Case No. 2012-00520

Response to PSC DR1, Item 31

Account	Description	Doc Type	Document Number	Posting Date	Amount
53150014	Contr Svc-Other TD	PV	43127194	6/28/2012	168.00
53150015	Contr Svc-Other CA	PV	43126557	6/28/2012	94.78
53150015	Contr Svc-Other CA	PV	43126563	6/28/2012	182.10
53150015	Contr Svc-Other CA	PV	43126569	6/28/2012	276.44
53150016	Contr Svc-Other AG	PV	43126980	6/28/2012	390.00
53150016	Contr Svc-Other AG	PV	43127042	6/28/2012	983.32
53150016	Contr Svc-Other AG	PV	43127123	6/28/2012	85.00
53151015	Contr Svc-Temp EE CA	PV	43127094	6/28/2012	624.00
53155000	Contr Svc-Legal	PV	43127111	6/28/2012	4,389.50
54140016	Rents-Equip AG	PV	43127128	6/28/2012	498.45
54140016	Rents-Equip AG	PV	43127132	6/28/2012	186.12
54140016	Rents-Equip AG	PV	43127138	6/28/2012	330.71
54140016	Rents-Equip AG	PV	43127142	6/28/2012	141.70
54140016	Rents-Equip AG	PV	43127143	6/28/2012	138.90
54140016	Rents-Equip AG	PV	43127148	6/28/2012	358.21
54140016	Rents-Equip AG	PV	43127148	6/28/2012	324.98
54140016	Rents-Equip AG	PV	43127148	6/28/2012	168.68
54140016	Rents-Equip AG	PV	43127148	6/28/2012	168.68
54140016	Rents-Equip AG	PV	43127180	6/28/2012	210.28
55000016	Trans Oper AG	PV	43127044	6/28/2012	732.28
57010015	Uncoll Accts Exp CA	JE	31049609	6/28/2012	6,283.25
57010015	Uncoll Accts Exp CA	JE	31049609	6/28/2012	31,916.52
62002100	M&S Maint SS	PV	43127146	6/28/2012	159.24
62002300	M&S Maint WT	PV	43127146	6/28/2012	159.33
62002400	M&S Maint TD	PV	43127021	6/28/2012	680.09
62002400	M&S Maint TD	PV	43127025	6/28/2012	249.10
62002400	M&S Maint TD	PV	43127032	6/28/2012	120.84
62002400	M&S Maint TD	PV	43127046	6/28/2012	557.48
62002400	M&S Maint TD	PV	43127194	6/28/2012	945.80
62502300	Misc Maint WT	PV	43127057	6/28/2012	2,813.27
62502600	Misc Maint AG	PV	43127006	6/28/2012	1,188.00
62520700	Misc Main Pvg/Bckfill	PV	43126588	6/28/2012	2,673.10
63150026	Contr Svc-Maint AG	PV	43126964	6/28/2012	171.00
63150026	Contr Svc-Maint AG	PV	43126971	6/28/2012	1,135.83
63150026	Contr Svc-Maint AG	PV	43126974	6/28/2012	2,583.33
63150026	Contr Svc-Maint AG	PV	43126977	6/28/2012	942.00
63150026	Contr Svc-Maint AG	PV	43126988	6/28/2012	196.44
63150026	Contr Svc-Maint AG	PV	43127131	6/28/2012	127.17
71521000	M&J Expenses	PV	43126588	6/28/2012	13.80
50101300	Labor Oper WT	T2	47642	6/29/2012	1,064.38
50101300	Labor Oper WT	T2	47642	6/29/2012	1,131.08
50101300	Labor Oper WT	T2	47642	6/29/2012	13,863.40
50101300	Labor Oper WT	T2	47642	6/29/2012	15,045.36
50101300	Labor Oper WT	T2	47642	6/29/2012	9,713.37
50101300	Labor Oper WT	T2	47642	6/29/2012	134.55
50101305	Labor Oper WT SupEng	T2	47642	6/29/2012	3,873.08
50101305	Labor Oper WT SupEng	T2	47642	6/29/2012	9,634.01
50101305	Labor Oper WT SupEng	T2	47642	6/29/2012	2,754.20
50101305	Labor Oper WT SupEng	T2	47642	6/29/2012	3,410.36
50101305	Labor Oper WT SupEng	T2	47642	6/29/2012	4,368.63
50101305	Labor Oper WT SupEng	T2	47642	6/29/2012	6,663.99
50101305	Labor Oper WT SupEng	T2	47642	6/29/2012	129.94
50101305	Labor Oper WT SupEng	JE	31049655	6/29/2012	2,971.00

## Kentucky American Water Company

Case No. 2012-00520

Response to PSC DR1, Item 31

Account	Description	Doc Type	Document Number	Posting Date	Amount
50101400	Labor Oper TD	T2	47642	6/29/2012	36,983.92
50101400	Labor Oper TD	T2	47642	6/29/2012	1,919.26
50101400	Labor Oper TD	T2	47642	6/29/2012	559.86
50101400	Labor Oper TD	T2	47642	6/29/2012	1,331.59
50101400	Labor Oper TD	JE	31049655	6/29/2012	2,753.00
50101405	Labor Oper TD SupEng	T2	47642	6/29/2012	1,607.70
50101405	Labor Oper TD SupEng	T2	47642	6/29/2012	619.68
50101405	Labor Oper TD SupEng	T2	47642	6/29/2012	1,766.75
50101405	Labor Oper TD SupEng	T2	47642	6/29/2012	1,023.34
50101405	Labor Oper TD SupEng	JE	31049655	6/29/2012	2,492.00
50101405	Labor Oper TD SupEng	JE	31049655	6/29/2012	719.00
50101415	Labor Oper TD Lines	T2	47642	6/29/2012	4,462.35
50101415	Labor Oper TD Lines	T2	47642	6/29/2012	1,549.06
50101415	Labor Oper TD Lines	T2	47642	6/29/2012	576.75
50101415	Labor Oper TD Lines	T2	47642	6/29/2012	2,191.94
50101420	Labor Oper TD Meter	T2	47642	6/29/2012	19,464.83
50101500	Labor Oper CA	T2	47642	6/29/2012	1,540.08
50101500	Labor Oper CA	T2	47642	6/29/2012	360.00
50101510	Labor Oper CA MtrRd	T2	47642	6/29/2012	12,340.92
50101520	Labor Oper CA CstSrv	T2	47642	6/29/2012	1,248.05
50101600	Labor Oper AG	T2	47642	6/29/2012	15,945.64
50101600	Labor Oper AG	T2	47642	6/29/2012	2,022.28
50101600	Labor Oper AG	T2	47642	6/29/2012	3,800.95
50101600	Labor Oper AG	T2	47642	6/29/2012	6,948.44
50101600	Labor Oper AG	T2	47642	6/29/2012	432.26
50101600	Labor Oper AG	T2	47642	6/29/2012	1,984.64
50101600	Labor Oper AG	T2	47642	6/29/2012	2,351.25
50101600	Labor Oper AG	JE	31049655	6/29/2012	7,024.00
50101600	Labor Oper AG	JE	31049655	6/29/2012	6,477.00
50101600	Labor Oper AG	JE	31049655	6/29/2012	886.00
50101600	Labor Oper AG	JE	31049655	6/29/2012	2,035.00
50101600	Labor Oper AG	JE	31049655	6/29/2012	3,278.00
50101600	Labor Oper AG	JE	31049655	6/29/2012	20,741.00
50101600	Labor Oper AG	JE	31049655	6/29/2012	54,341.00
50101600	Labor Oper AG	JE	31049655	6/29/2012	4,012.00
50101600	Labor Oper AG	JE	31049655	6/29/2012	6,827.00
50102100	Labor Maint SS	T2	47642	6/29/2012	1,965.60
50102300	Labor Maint WT	T2	47642	6/29/2012	1,965.60
50102300	Labor Maint WT	T2	47642	6/29/2012	2,260.44
50102400	Labor Maint TD	T2	47642	6/29/2012	1,637.87
50102410	Labor Mnt TD Str&Imp	T2	47642	6/29/2012	115.36
50102420	Labor Mnt TD Mains	T2	47642	6/29/2012	4,184.23
50102420	Labor Mnt TD Mains	T2	47642	6/29/2012	123.42
50102420	Labor Mnt TD Mains	T2	47642	6/29/2012	1,338.06
50102420	Labor Mnt TD Mains	T2	47642	6/29/2012	1,038.90
50102430	Labor Mnt TD Service	T2	47642	6/29/2012	5,080.70
50102430	Labor Mnt TD Service	T2	47642	6/29/2012	106.28
50102430	Labor Mnt TD Service	T2	47642	6/29/2012	415.26
50102430	Labor Mnt TD Service	T2	47642	6/29/2012	1,358.90
50102435	Labor Mnt TD Meter	T2	47642	6/29/2012	786.24
50102440	Labor Mnt TD Hydrant	T2	47642	6/29/2012	1,715.46
50102440	Labor Mnt TD Hydrant	T2	47642	6/29/2012	138.86
50102440	Labor Mnt TD Hydrant	T2	47642	6/29/2012	3,613.43

Kentucky American Water Company  
Case No. 2012-00520  
Response to PSC DR1, Item 31

Account	Description	Doc Type	Document Number	Posting Date	Amount
50111300	LaborOper NS OT WT	T2	47642	6/29/2012	316.00
50111300	LaborOper NS OT WT	T2	47642	6/29/2012	2,746.93
50111300	LaborOper NS OT WT	T2	47642	6/29/2012	2,623.32
50111300	LaborOper NS OT WT	T2	47642	6/29/2012	1,336.95
50111305	LaborOperNS OT WT SE	T2	47642	6/29/2012	126.07
50111305	LaborOperNS OT WT SE	T2	47642	6/29/2012	302.78
50111305	LaborOperNS OT WT SE	T2	47642	6/29/2012	199.88
50111305	LaborOperNS OT WT SE	T2	47642	6/29/2012	1,375.23
50111400	LaborOper NS OT TD	T2	47642	6/29/2012	546.57
50111400	LaborOper NS OT TD	T2	47642	6/29/2012	99.64
50111415	LaborOperNS OT TD Ln	T2	47642	6/29/2012	232.80
50111415	LaborOperNS OT TD Ln	T2	47642	6/29/2012	121.59
50111420	LaborOperNS OT TD Mt	T2	47642	6/29/2012	2,968.04
50111510	LaborOperNS OT CA MR	T2	47642	6/29/2012	1,599.80
50112300	LaborMaint NS OT WT	T2	47642	6/29/2012	135.59
50112400	LaborMaint NS OT TD	T2	47642	6/29/2012	687.96
50112400	LaborMaint NS OT TD	T2	47642	6/29/2012	34.13
50112420	LaborMaintNSOT TD Mn	T2	47642	6/29/2012	1,483.30
50112420	LaborMaintNSOT TD Mn	T2	47642	6/29/2012	1,682.38
50112430	LaborMaintNSOT TD Sv	T2	47642	6/29/2012	629.35
50112430	LaborMaintNSOT TD Sv	T2	47642	6/29/2012	274.76
50112440	LaborMaintNSOT TD Hy	T2	47642	6/29/2012	212.58
50112440	LaborMaintNSOT TD Hy	T2	47642	6/29/2012	543.80
50171000	Annual Incent Plan	T3	47643	6/29/2012	3,180.51
50171000	Annual Incent Plan	T3	47643	6/29/2012	775.37
50171000	Annual Incent Plan	T3	47643	6/29/2012	212.87
50171000	Annual Incent Plan	T3	47643	6/29/2012	271.37
50171000	Annual Incent Plan	T3	47643	6/29/2012	646.54
50171000	Annual Incent Plan	T3	47643	6/29/2012	549.80
50171000	Annual Incent Plan	T3	47643	6/29/2012	2,377.79
50171000	Annual Incent Plan	T3	47643	6/29/2012	46.18
50171000	Annual Incent Plan	T3	47643	6/29/2012	681.74
50171000	Annual Incent Plan	T3	47643	6/29/2012	257.25
50171000	Annual Incent Plan	T3	47643	6/29/2012	321.54
50171000	Annual Incent Plan	JE	31049621	6/29/2012	(29,237.81)
50421000	401k Expense	T3	47643	6/29/2012	427.49
50421000	401k Expense	T3	47643	6/29/2012	80.90
50421000	401k Expense	T3	47643	6/29/2012	27.19
50421000	401k Expense	T3	47643	6/29/2012	168.71
50421000	401k Expense	T3	47643	6/29/2012	185.48
50421000	401k Expense	T3	47643	6/29/2012	1,657.47
50421000	401k Expense	T3	47643	6/29/2012	3.47
50421000	401k Expense	T3	47643	6/29/2012	36.55
50421000	401k Expense	T3	47643	6/29/2012	147.75
50421000	401k Expense	T3	47643	6/29/2012	70.59
50421000	401k Expense	T3	47643	6/29/2012	3.08
50421000	401k Expense	T3	47643	6/29/2012	9.19
50421000	401k Expense	T3	47643	6/29/2012	45.21
50421000	401k Expense	T3	47643	6/29/2012	22.54
50421000	401k Expense	T3	47643	6/29/2012	2.66
50421000	401k Expense	T3	47643	6/29/2012	16.23
50421000	401k Expense	T3	47643	6/29/2012	13.99
50421000	401k Expense	T3	47643	6/29/2012	219.63

## Kentucky American Water Company

Case No. 2012-00520

Response to PSC DR1, Item 31

Account	Description	Doc Type	Document Number	Posting Date	Amount
50421000	401k Expense	T3	47643	6/29/2012	273.15
50421000	401k Expense	T3	47643	6/29/2012	462.93
50421000	401k Expense	T3	47643	6/29/2012	276.02
50421000	401k Expense	T3	47643	6/29/2012	139.51
50421000	401k Expense	T3	47643	6/29/2012	131.52
50421000	401k Expense	T3	47643	6/29/2012	53.00
50421000	401k Expense	T3	47643	6/29/2012	18.25
50421000	401k Expense	T3	47643	6/29/2012	18.25
50421000	401k Expense	T3	47643	6/29/2012	5.20
50422000	DCP Expense	T3	47643	6/29/2012	100.96
50422000	DCP Expense	T3	47643	6/29/2012	106.17
50422000	DCP Expense	T3	47643	6/29/2012	142.47
50422000	DCP Expense	T3	47643	6/29/2012	162.74
50422000	DCP Expense	T3	47643	6/29/2012	203.33
50422000	DCP Expense	T3	47643	6/29/2012	2,092.96
50422000	DCP Expense	T3	47643	6/29/2012	42.40
50422000	DCP Expense	T3	47643	6/29/2012	198.64
50422000	DCP Expense	T3	47643	6/29/2012	189.70
50422000	DCP Expense	T3	47643	6/29/2012	12.10
50422000	DCP Expense	T3	47643	6/29/2012	24.23
50422000	DCP Expense	T3	47643	6/29/2012	30.28
50422000	DCP Expense	T3	47643	6/29/2012	21.80
50422000	DCP Expense	T3	47643	6/29/2012	103.99
50422000	DCP Expense	T3	47643	6/29/2012	417.26
50422000	DCP Expense	T3	47643	6/29/2012	598.84
50422000	DCP Expense	T3	47643	6/29/2012	631.59
50422000	DCP Expense	T3	47643	6/29/2012	176.06
50422000	DCP Expense	T3	47643	6/29/2012	111.71
50422000	DCP Expense	T3	47643	6/29/2012	164.84
50422000	DCP Expense	T3	47643	6/29/2012	32.14
50422000	DCP Expense	T3	47643	6/29/2012	23.70
50422000	DCP Expense	T3	47643	6/29/2012	6.82
50450016	Other Welfare AG	JE	31049670	6/29/2012	300.00
50510000	PBOP Expense	JE	102	6/29/2012	(359.60)
50510100	PBOP Cap Credits	T1	47641	6/29/2012	(24,232.72)
50510100	PBOP Cap Credits	T3	47643	6/29/2012	19,166.33
50510100	PBOP Cap Credits	T3	47643	6/29/2012	21.80
50510100	PBOP Cap Credits	T3	47643	6/29/2012	190.23
50510100	PBOP Cap Credits	T3	47643	6/29/2012	113.24
50510100	PBOP Cap Credits	T3	47643	6/29/2012	19.38
50510100	PBOP Cap Credits	T3	47643	6/29/2012	173.85
50510100	PBOP Cap Credits	T3	47643	6/29/2012	170.77
50510100	PBOP Cap Credits	T3	47643	6/29/2012	16.69
50510100	PBOP Cap Credits	T3	47643	6/29/2012	87.90
50550000	Group Insur Expense	T1	47641	6/29/2012	(13,175.56)
50550000	Group Insur Expense	T3	47643	6/29/2012	260.49
50550000	Group Insur Expense	T3	47643	6/29/2012	1,774.36
50550000	Group Insur Expense	T3	47643	6/29/2012	19.06
50550000	Group Insur Expense	T3	47643	6/29/2012	26.47
50550000	Group Insur Expense	T3	47643	6/29/2012	101.33
50550000	Group Insur Expense	T3	47643	6/29/2012	24.54
50550000	Group Insur Expense	T3	47643	6/29/2012	426.05
50550000	Group Insur Expense	T3	47643	6/29/2012	411.06

Kentucky American Water Company  
Case No. 2012-00520  
Response to PSC DR1, Item 31

Account	Description	Doc Type	Document Number	Posting Date	Amount
50550000	Group Insur Expense	T3	47643	6/29/2012	316.75
50550000	Group Insur Expense	T3	47643	6/29/2012	285.16
50550000	Group Insur Expense	T3	47643	6/29/2012	426.79
50550100	Group Ins Cap Credits	T1	47641	6/29/2012	(54,855.33)
50550100	Group Ins Cap Credits	T3	47643	6/29/2012	42,442.72
50550100	Group Ins Cap Credits	T3	47643	6/29/2012	25.83
50550100	Group Ins Cap Credits	T3	47643	6/29/2012	375.52
50550100	Group Ins Cap Credits	T3	47643	6/29/2012	873.31
50550100	Group Ins Cap Credits	T3	47643	6/29/2012	773.21
50550100	Group Ins Cap Credits	T3	47643	6/29/2012	22.96
50550100	Group Ins Cap Credits	T3	47643	6/29/2012	248.87
50550100	Group Ins Cap Credits	T3	47643	6/29/2012	288.13
50550100	Group Ins Cap Credits	T3	47643	6/29/2012	107.27
50550100	Group Ins Cap Credits	T3	47643	6/29/2012	19.77
50550100	Group Ins Cap Credits	T3	47643	6/29/2012	77.24
50550100	Group Ins Cap Credits	T3	47643	6/29/2012	104.14
50610100	Pension Cap Credits	T1	47641	6/29/2012	(37,661.03)
50610100	Pension Cap Credits	T3	47643	6/29/2012	29,787.16
50610100	Pension Cap Credits	T3	47643	6/29/2012	33.88
50610100	Pension Cap Credits	T3	47643	6/29/2012	295.63
50610100	Pension Cap Credits	T3	47643	6/29/2012	176.00
50610100	Pension Cap Credits	T3	47643	6/29/2012	30.12
50610100	Pension Cap Credits	T3	47643	6/29/2012	270.20
50610100	Pension Cap Credits	T3	47643	6/29/2012	265.39
50610100	Pension Cap Credits	T3	47643	6/29/2012	25.93
50610100	Pension Cap Credits	T3	47643	6/29/2012	136.61
51510012	Purchased Power P	EE	70020743	6/29/2012	2,454.36
52001300	M&S Oper WT	ST	31049562	6/29/2012	67.20
52001300	M&S Oper WT	ST	31049562	6/29/2012	69.60
52001600	M&S Oper AG	T2	47642	6/29/2012	923.08
52532013	Electricity WT	EE	70020830	6/29/2012	40.39
52532014	Electricity TD	EE	70020744	6/29/2012	169.13
52534000	Employee Expenses	T3	47643	6/29/2012	60.00
52534000	Employee Expenses	T3	47643	6/29/2012	60.00
52542016	Forms AG	ST	31049562	6/29/2012	21.72
52562016	Off&Adm Supplies AG	ST	31049562	6/29/2012	4.46
52585000	Discounts Available	PU	18793	6/29/2012	(3.62)
52585000	Discounts Available	PK	62065996	6/29/2012	(3.93)
52585000	Discounts Available	PK	62065996	6/29/2012	(10.42)
52585000	Discounts Available	PK	62065996	6/29/2012	(80.09)
53150016	Contr Svc-Other AG	ST	31049562	6/29/2012	5.10
54140016	Rents-Equip AG	ST	31049579	6/29/2012	3.05
55000100	Trans Cap Credits	T1	47641	6/29/2012	(1,197.47)
55000100	Trans Cap Credits	T1	47641	6/29/2012	(1,463.51)
55000100	Trans Cap Credits	T1	47641	6/29/2012	(151.14)
55000100	Trans Cap Credits	T1	47641	6/29/2012	(347.06)
55000100	Trans Cap Credits	T1	47641	6/29/2012	(558.88)
55000100	Trans Cap Credits	T1	47641	6/29/2012	(3,852.96)
55000100	Trans Cap Credits	T1	47641	6/29/2012	(9,592.74)
55000100	Trans Cap Credits	T1	47641	6/29/2012	(705.51)
55000100	Trans Cap Credits	T1	47641	6/29/2012	(1,283.24)
55000100	Trans Cap Credits	T1	47641	6/29/2012	(609.39)
55000100	Trans Cap Credits	T1	47641	6/29/2012	(437.75)

Kentucky American Water Company  
Case No. 2012-00520  
Response to PSC DR1, Item 31

Account	Description	Doc Type	Document Number	Posting Date	Amount
55000100	Trans Cap Credits	T1	47641	6/29/2012	(617.21)
55000100	Trans Cap Credits	T1	47641	6/29/2012	(122.57)
55000100	Trans Cap Credits	T3	47643	6/29/2012	1,132.13
55000100	Trans Cap Credits	T3	47643	6/29/2012	30.69
55000100	Trans Cap Credits	T3	47643	6/29/2012	143.58
55000100	Trans Cap Credits	T3	47643	6/29/2012	269.86
55000100	Trans Cap Credits	T3	47643	6/29/2012	558.88
55000100	Trans Cap Credits	T3	47643	6/29/2012	3,769.95
55000100	Trans Cap Credits	T3	47643	6/29/2012	6,572.60
55000100	Trans Cap Credits	T3	47643	6/29/2012	9.86
55000100	Trans Cap Credits	T3	47643	6/29/2012	143.32
55000100	Trans Cap Credits	T3	47643	6/29/2012	333.38
55000100	Trans Cap Credits	T3	47643	6/29/2012	295.16
55000100	Trans Cap Credits	T3	47643	6/29/2012	8.76
55000100	Trans Cap Credits	T3	47643	6/29/2012	95.02
55000100	Trans Cap Credits	T3	47643	6/29/2012	109.99
55000100	Trans Cap Credits	T3	47643	6/29/2012	40.95
55000100	Trans Cap Credits	T3	47643	6/29/2012	7.55
55000100	Trans Cap Credits	T3	47643	6/29/2012	29.48
55000100	Trans Cap Credits	T3	47643	6/29/2012	39.75
55000100	Trans Cap Credits	T3	47643	6/29/2012	705.51
55000100	Trans Cap Credits	T3	47643	6/29/2012	1,283.24
55000100	Trans Cap Credits	T3	47643	6/29/2012	609.39
55000100	Trans Cap Credits	T3	47643	6/29/2012	409.21
55000100	Trans Cap Credits	T3	47643	6/29/2012	593.55
55000100	Trans Cap Credits	T3	47643	6/29/2012	122.57
55010400	Trans Emp Reimb Co	T1	47641	6/29/2012	(37.80)
55010400	Trans Emp Reimb Co	T1	47641	6/29/2012	(3.78)
55010500	Trans Reimb EE Prsnl	T3	47643	6/29/2012	55.50
55720100	Ins W/C Cap Credits	T1	47641	6/29/2012	(5,603.57)
55720100	Ins W/C Cap Credits	T3	47643	6/29/2012	4,335.47
55720100	Ins W/C Cap Credits	T3	47643	6/29/2012	2.64
55720100	Ins W/C Cap Credits	T3	47643	6/29/2012	38.38
55720100	Ins W/C Cap Credits	T3	47643	6/29/2012	89.20
55720100	Ins W/C Cap Credits	T3	47643	6/29/2012	78.95
55720100	Ins W/C Cap Credits	T3	47643	6/29/2012	2.34
55720100	Ins W/C Cap Credits	T3	47643	6/29/2012	25.41
55720100	Ins W/C Cap Credits	T3	47643	6/29/2012	29.43
55720100	Ins W/C Cap Credits	T3	47643	6/29/2012	10.96
55720100	Ins W/C Cap Credits	T3	47643	6/29/2012	2.02
55720100	Ins W/C Cap Credits	T3	47643	6/29/2012	7.89
55720100	Ins W/C Cap Credits	T3	47643	6/29/2012	10.65
57010015	Uncoll Accts Exp CA	JE	31049778	6/29/2012	(292.19)
62002400	M&S Maint TD	JE	31049600	6/29/2012	(24.08)
62002400	M&S Maint TD	JE	31049600	6/29/2012	(1.98)
62002400	M&S Maint TD	JE	31049601	6/29/2012	(129.40)
62002400	M&S Maint TD	JE	31049608	6/29/2012	(6.26)
62002400	M&S Maint TD	JE	31049608	6/29/2012	(3.11)
62002400	M&S Maint TD	JE	31049608	6/29/2012	(4.39)
62002400	M&S Maint TD	JE	31049612	6/29/2012	(38.66)
62002400	M&S Maint TD	JE	31049613	6/29/2012	(49.07)
62002400	M&S Maint TD	JE	31049613	6/29/2012	(5.57)
62002400	M&S Maint TD	JE	31049614	6/29/2012	(84.44)

## Kentucky American Water Company

Case No. 2012-00520

Response to PSC DR1, Item 31

Account	Description	Doc Type	Document Number	Posting Date	Amount
62502300	Misc Maint WT	ST	31049562	6/29/2012	168.80
63150026	Contr Svc-Maint AG	ST	31049562	6/29/2012	7.63
68254000	Amort-RegAsset AFUDC	JE	31049697	6/29/2012	41.75
68532000	FUTA	T3	47643	6/29/2012	6.86
68533000	FICA	T3	47643	6/29/2012	480.69
68533000	FICA	T3	47643	6/29/2012	147.36
68533000	FICA	T3	47643	6/29/2012	279.06
68533000	FICA	T3	47643	6/29/2012	499.06
68533000	FICA	T3	47643	6/29/2012	447.28
68533000	FICA	T3	47643	6/29/2012	6,839.55
68533000	FICA	T3	47643	6/29/2012	10.62
68533000	FICA	T3	47643	6/29/2012	147.56
68533000	FICA	T3	47643	6/29/2012	333.35
68533000	FICA	T3	47643	6/29/2012	305.72
68533000	FICA	T3	47643	6/29/2012	9.44
68533000	FICA	T3	47643	6/29/2012	97.64
68533000	FICA	T3	47643	6/29/2012	113.20
68533000	FICA	T3	47643	6/29/2012	43.35
68533000	FICA	T3	47643	6/29/2012	7.80
68533000	FICA	T3	47643	6/29/2012	31.21
68533000	FICA	T3	47643	6/29/2012	41.00
68533000	FICA	T3	47643	6/29/2012	814.00
68533000	FICA	T3	47643	6/29/2012	1,727.22
68533000	FICA	T3	47643	6/29/2012	1,722.55
68533000	FICA	T3	47643	6/29/2012	1,272.04
68533000	FICA	T3	47643	6/29/2012	598.64
68533000	FICA	T3	47643	6/29/2012	364.08
68533000	FICA	T3	47643	6/29/2012	580.49
68533000	FICA	T3	47643	6/29/2012	127.62
68533000	FICA	T3	47643	6/29/2012	74.30
68533000	FICA	T3	47643	6/29/2012	9.77
68535000	SUTA	T3	47643	6/29/2012	27.73
71521000	M&J Expenses	T2	47642	6/29/2012	(286.29)
71521000	M&J Expenses	T2	47642	6/29/2012	136.50
71521000	M&J Expenses	T2	47642	6/29/2012	1,057.95
71521000	M&J Expenses	T3	47643	6/29/2012	(48.59)
71521000	M&J Expenses	T3	47643	6/29/2012	44.85
71521000	M&J Expenses	T3	47643	6/29/2012	348.28
71521000	M&J Expenses	T3	47643	6/29/2012	(20.71)
71521000	M&J Expenses	T3	47643	6/29/2012	9.92
71521000	M&J Expenses	T3	47643	6/29/2012	77.02
71521000	M&J Expenses	JE	31049600	6/29/2012	24.08
71521000	M&J Expenses	JE	31049600	6/29/2012	1.98
71521000	M&J Expenses	JE	31049601	6/29/2012	129.40
71521000	M&J Expenses	JE	31049608	6/29/2012	6.26
71521000	M&J Expenses	JE	31049608	6/29/2012	3.11
71521000	M&J Expenses	JE	31049608	6/29/2012	4.39
71521000	M&J Expenses	JE	31049612	6/29/2012	38.66
71521000	M&J Expenses	JE	31049613	6/29/2012	49.07
71521000	M&J Expenses	JE	31049613	6/29/2012	5.57
71521000	M&J Expenses	JE	31049614	6/29/2012	84.44
40112000	Res Sales Unbilled	JE	31049595	6/30/2012	(2,354,272.16)
40112000	Res Sales Unbilled	JE	12120608	6/30/2012	(258,807.83)



## Kentucky American Water Company

Case No. 2012-00520

Response to PSC DR1, Item 31

Account	Description	Doc Type	Document Number	Posting Date	Amount
40121000	Com Sales Billed	JE	166	6/30/2012	7,495.47
40121000	Com Sales Billed	JE	166	6/30/2012	122.96
40122000	Com Sales Unbilled	JE	31049595	6/30/2012	(1,182,326.06)
40122000	Com Sales Unbilled	JE	12120608	6/30/2012	(150,985.01)
40132000	Ind Sales Unbilled	JE	31049595	6/30/2012	(111,378.19)
40152000	Publ Auth Unbilled	JE	31049595	6/30/2012	(336,251.29)
40152000	Publ Auth Unbilled	JE	12120608	6/30/2012	(45,298.35)
40161050	Sls/Rsle Billed I/C	JE	305	6/30/2012	(1,244.35)
40161050	Sls/Rsle Billed I/C	JE	305	6/30/2012	(1,869.44)
40162000	SalesforRsle Unbilld	JE	31049595	6/30/2012	(139,533.98)
40211000	Dom WW Svc Billed	JE	31071800	6/30/2012	(77.21)
40211000	Dom WW Svc Billed	JE	31071800	6/30/2012	(14.49)
40221000	Com WW Svc Billed	JE	31071800	6/30/2012	5.86
40221000	Com WW Svc Billed	JE	31071800	6/30/2012	(5.86)
40221000	Com WW Svc Billed	JE	31071800	6/30/2012	(6,295.08)
40221000	Com WW Svc Billed	JE	31071800	6/30/2012	(476.62)
40222000	Com WW Svc Unbilled	JE	166	6/30/2012	5,463.99
40310250	OthRev-Rent I/C	JE	12120604	6/30/2012	(28,858.24)
40310300	OthRev-CFO	JE	50	6/30/2012	(73,118.19)
40310300	OthRev-CFO	JE	50	6/30/2012	(27,255.81)
40310300	OthRev-CFO	JE	50	6/30/2012	(186.44)
40310300	OthRev-CFO	JE	50	6/30/2012	(36,199.84)
50171600	Comp Exp-Options	JE	31071452	6/30/2012	2,109.00
50171800	Comp Exp-RSU's	JE	31071452	6/30/2012	4,653.00
50423000	ESPP Expense	JE	31071458	6/30/2012	812.84
50451000	Employee Awards	CC	31064162	6/30/2012	53.00
50457000	Training	CC	31059570	6/30/2012	39.00
50457000	Training	CC	31065383	6/30/2012	440.90
50510000	PBOP Expense	JR	2001	6/30/2012	70,420.00
50510000	PBOP Expense	JR	2007	6/30/2012	492.94
50510000	PBOP Expense	JR	2007	6/30/2012	(492.94)
50510000	PBOP Expense	JE	105	6/30/2012	(3,765.50)
50550000	Group Insur Expense	JE	31024661	6/30/2012	1,210.81
50550000	Group Insur Expense	JE	31024661	6/30/2012	(1,210.81)
50550000	Group Insur Expense	JE	31049814	6/30/2012	(9,311.34)
50610000	Pension Expense	JR	2002	6/30/2012	101,561.08
50610000	Pension Expense	JR	2007	6/30/2012	710.93
50610000	Pension Expense	JR	2007	6/30/2012	(710.93)
51010000	Purchased Water	CC	31064850	6/30/2012	1,268.26
51010000	Purchased Water	JE	205	6/30/2012	25,947.20
51010000	Purchased Water	JE	205	6/30/2012	4,135.00
51010000	Purchased Water	JE	205	6/30/2012	12,986.00
51010000	Purchased Water	JE	205	6/30/2012	1,812.00
51015000	Purchased Water I/C	JE	305	6/30/2012	1,244.35
51015000	Purchased Water I/C	JE	305	6/30/2012	1,869.44
51110000	Waste Disposal	JR	200	6/30/2012	5,333.33
51110000	Waste Disposal	JR	201	6/30/2012	3,000.00
51110000	Waste Disposal	JE	155	6/30/2012	2,290.50
51110000	Waste Disposal	JE	156	6/30/2012	533.92
51120000	Amort Waste Disposal	JR	1100	6/30/2012	8,333.33
51510012	Purchased Power P	JE	155	6/30/2012	31,116.07
51510012	Purchased Power P	JE	155	6/30/2012	3,228.30
51510012	Purchased Power P	JE	155	6/30/2012	204.73

## Kentucky American Water Company

Case No. 2012-00520

Response to PSC DR1, Item 31

Account	Description	Doc Type	Document Number	Posting Date	Amount
51510012	Purchased Power P	JE	155	6/30/2012	690.56
51510012	Purchased Power P	JE	157	6/30/2012	6,429.77
51510012	Purchased Power P	JE	157	6/30/2012	15,160.11
51510012	Purchased Power P	JE	156	6/30/2012	7,253.16
51510012	Purchased Power P	JE	156	6/30/2012	752.52
51510012	Purchased Power P	JE	156	6/30/2012	47.72
51510012	Purchased Power P	JE	156	6/30/2012	160.97
51510013	Purchased Power WT	JE	155	6/30/2012	238,497.12
51510013	Purchased Power WT	JE	155	6/30/2012	23,282.10
51510013	Purchased Power WT	JE	155	6/30/2012	44,716.84
51510013	Purchased Power WT	JE	155	6/30/2012	9,812.14
51510013	Purchased Power WT	JE	155	6/30/2012	1,807.74
51510013	Purchased Power WT	JE	157	6/30/2012	2,286.98
51510013	Purchased Power WT	JE	157	6/30/2012	3,003.78
51510013	Purchased Power WT	JE	156	6/30/2012	55,593.68
51510013	Purchased Power WT	JE	156	6/30/2012	5,427.06
51510013	Purchased Power WT	JE	156	6/30/2012	10,423.50
51510013	Purchased Power WT	JE	156	6/30/2012	2,287.21
51510013	Purchased Power WT	JE	156	6/30/2012	421.38
51510014	Purchased Power TD	JE	155	6/30/2012	10.22
51510014	Purchased Power TD	JE	155	6/30/2012	336.12
51510014	Purchased Power TD	JE	156	6/30/2012	2.38
51510014	Purchased Power TD	JE	156	6/30/2012	78.35
51800000	Chemicals	JE	600	6/30/2012	7,446.20
52001300	M&S Oper WT	CC	31056771	6/30/2012	243.49
52001300	M&S Oper WT	CC	31058248	6/30/2012	58.75
52001300	M&S Oper WT	CC	31058815	6/30/2012	121.91
52001300	M&S Oper WT	CC	31058865	6/30/2012	58.25
52001300	M&S Oper WT	CC	31059327	6/30/2012	909.77
52001300	M&S Oper WT	CC	31059496	6/30/2012	33.01
52001300	M&S Oper WT	CC	31059497	6/30/2012	55.91
52001300	M&S Oper WT	CC	31059583	6/30/2012	8.54
52001300	M&S Oper WT	CC	31060012	6/30/2012	106.95
52001300	M&S Oper WT	CC	31060934	6/30/2012	308.65
52001300	M&S Oper WT	CC	31061415	6/30/2012	21.13
52001300	M&S Oper WT	CC	31061903	6/30/2012	8.54
52001300	M&S Oper WT	CC	31062722	6/30/2012	172.19
52001300	M&S Oper WT	CC	31062759	6/30/2012	1,157.18
52001300	M&S Oper WT	CC	31062847	6/30/2012	35.00
52001300	M&S Oper WT	CC	31062848	6/30/2012	74.73
52001300	M&S Oper WT	CC	31063319	6/30/2012	126.13
52001300	M&S Oper WT	CC	31063349	6/30/2012	197.92
52001300	M&S Oper WT	CC	31063942	6/30/2012	16.00
52001300	M&S Oper WT	CC	31063944	6/30/2012	35.65
52001300	M&S Oper WT	CC	31064242	6/30/2012	33.00
52001300	M&S Oper WT	CC	31065145	6/30/2012	8.54
52001300	M&S Oper WT	CC	31065148	6/30/2012	182.50
52001300	M&S Oper WT	CC	31065155	6/30/2012	19.30
52001300	M&S Oper WT	CC	31065156	6/30/2012	31.65
52001300	M&S Oper WT	CC	31065157	6/30/2012	127.12
52001300	M&S Oper WT	CC	31065242	6/30/2012	50.71
52001300	M&S Oper WT	CC	31065690	6/30/2012	263.49
52001300	M&S Oper WT	CC	31066697	6/30/2012	188.89

## Kentucky American Water Company

Case No. 2012-00520

Response to PSC DR1, Item 31

Account	Description	Doc Type	Document Number	Posting Date	Amount
52001300	M&S Oper WT	CC	31066872	6/30/2012	54.85
52001300	M&S Oper WT	CC	31066932	6/30/2012	124.19
52001300	M&S Oper WT	CC	31067278	6/30/2012	14.25
52001300	M&S Oper WT	CC	31067279	6/30/2012	23.66
52001300	M&S Oper WT	CC	31067841	6/30/2012	16.13
52001300	M&S Oper WT	CC	31067971	6/30/2012	25.14
52001300	M&S Oper WT	CC	31068240	6/30/2012	8.54
52001300	M&S Oper WT	CC	31068543	6/30/2012	56.71
52001300	M&S Oper WT	CC	31068544	6/30/2012	73.73
52001300	M&S Oper WT	CC	31068929	6/30/2012	8.75
52001300	M&S Oper WT	CC	31069177	6/30/2012	73.42
52001400	M&S Oper TD	CC	31050164	6/30/2012	105.79
52001400	M&S Oper TD	CC	31050249	6/30/2012	197.37
52001400	M&S Oper TD	CC	31050296	6/30/2012	10.00
52001400	M&S Oper TD	CC	31050296	6/30/2012	10.00
52001400	M&S Oper TD	CC	31050559	6/30/2012	33.78
52001400	M&S Oper TD	CC	31050651	6/30/2012	2,065.94
52001400	M&S Oper TD	CC	31050671	6/30/2012	43.85
52001400	M&S Oper TD	CC	31050729	6/30/2012	325.36
52001400	M&S Oper TD	CC	31050760	6/30/2012	58.27
52001400	M&S Oper TD	CC	31051315	6/30/2012	200.00
52001400	M&S Oper TD	CC	31051606	6/30/2012	242.39
52001400	M&S Oper TD	CC	31051607	6/30/2012	573.23
52001400	M&S Oper TD	CC	31051608	6/30/2012	364.13
52001400	M&S Oper TD	CC	31051858	6/30/2012	177.64
52001400	M&S Oper TD	CC	31052082	6/30/2012	150.00
52001400	M&S Oper TD	CC	31052441	6/30/2012	207.80
52001400	M&S Oper TD	CC	31052739	6/30/2012	59.36
52001400	M&S Oper TD	CC	31052921	6/30/2012	36.25
52001400	M&S Oper TD	CC	31052939	6/30/2012	304.45
52001400	M&S Oper TD	CC	31055582	6/30/2012	63.49
52001400	M&S Oper TD	CC	31055997	6/30/2012	128.73
52001400	M&S Oper TD	CC	31056154	6/30/2012	63.57
52001400	M&S Oper TD	CC	31056155	6/30/2012	(10.60)
52001400	M&S Oper TD	CC	31056566	6/30/2012	60.00
52001400	M&S Oper TD	CC	31060735	6/30/2012	10.00
52001400	M&S Oper TD	CC	31061365	6/30/2012	17.70
52001400	M&S Oper TD	CC	31061452	6/30/2012	346.09
52001400	M&S Oper TD	CC	31061843	6/30/2012	4.27
52001400	M&S Oper TD	CC	31063681	6/30/2012	115.37
52001400	M&S Oper TD	CC	31064167	6/30/2012	138.75
52001400	M&S Oper TD	CC	31064168	6/30/2012	126.03
52001400	M&S Oper TD	CC	31065284	6/30/2012	4.27
52001400	M&S Oper TD	CC	31065382	6/30/2012	63.54
52001400	M&S Oper TD	CC	31065592	6/30/2012	48.55
52001400	M&S Oper TD	CC	31065690	6/30/2012	181.64
52001400	M&S Oper TD	CC	31066086	6/30/2012	2.40
52001400	M&S Oper TD	CC	31066700	6/30/2012	31.67
52001400	M&S Oper TD	CC	31066872	6/30/2012	247.10
52001400	M&S Oper TD	CC	31066933	6/30/2012	10.00
52001400	M&S Oper TD	CC	31067321	6/30/2012	316.69
52001400	M&S Oper TD	CC	31067832	6/30/2012	70.95
52001400	M&S Oper TD	CC	31068154	6/30/2012	4.27

## Kentucky American Water Company

Case No. 2012-00520

Response to PSC DR1, Item 31

Account	Description	Doc Type	Document Number	Posting Date	Amount
52001400	M&S Oper TD	CC	31068594	6/30/2012	40.26
52001400	M&S Oper TD	CC	31069135	6/30/2012	63.91
52001400	M&S Oper TD	CC	31069836	6/30/2012	270.40
52001400	M&S Oper TD	CC	31070776	6/30/2012	159.00
52001400	M&S Oper TD	JE	160	6/30/2012	645.53
52001600	M&S Oper AG	CC	31055884	6/30/2012	30.15
52001600	M&S Oper AG	CC	31056420	6/30/2012	31.67
52001600	M&S Oper AG	CC	31058262	6/30/2012	38.13
52001600	M&S Oper AG	CC	31063381	6/30/2012	30.93
52001600	M&S Oper AG	CC	31066640	6/30/2012	14.77
52001600	M&S Oper AG	CC	31069618	6/30/2012	208.53
52001600	M&S Oper AG	JE	160	6/30/2012	1,075.13
52501300	Misc Oper WT	CC	31058246	6/30/2012	60.63
52501300	Misc Oper WT	CC	31064103	6/30/2012	152.64
52501300	Misc Oper WT	CC	31065286	6/30/2012	23.73
52501300	Misc Oper WT	CC	31065287	6/30/2012	(5.99)
52501300	Misc Oper WT	CC	31065288	6/30/2012	3.18
52501300	Misc Oper WT	CC	31067799	6/30/2012	78.33
52501300	Misc Oper WT	CC	31067846	6/30/2012	149.35
52501300	Misc Oper WT	CC	31067847	6/30/2012	60.63
52501300	Misc Oper WT	CC	31068542	6/30/2012	51.59
52501300	Misc Oper WT	CC	31068927	6/30/2012	19.43
52501300	Misc Oper WT	CC	31069173	6/30/2012	14.41
52501300	Misc Oper WT	CC	31069174	6/30/2012	19.08
52501300	Misc Oper WT	CC	31069175	6/30/2012	14.98
52501300	Misc Oper WT	CC	31069176	6/30/2012	176.64
52501300	Misc Oper WT	CC	31069178	6/30/2012	55.99
52501300	Misc Oper WT	CC	31069592	6/30/2012	34.95
52501300	Misc Oper WT	CC	31070968	6/30/2012	7.41
52501400	Misc Oper TD	CC	31050068	6/30/2012	111.30
52501400	Misc Oper TD	CC	31050202	6/30/2012	111.30
52501400	Misc Oper TD	CC	31050283	6/30/2012	148.39
52501400	Misc Oper TD	CC	31050358	6/30/2012	111.30
52501400	Misc Oper TD	CC	31050465	6/30/2012	105.88
52501400	Misc Oper TD	CC	31050727	6/30/2012	105.99
52501400	Misc Oper TD	CC	31051710	6/30/2012	374.00
52501400	Misc Oper TD	CC	31052207	6/30/2012	95.39
52501400	Misc Oper TD	CC	31053845	6/30/2012	70.89
52501400	Misc Oper TD	CC	31054165	6/30/2012	111.30
52501400	Misc Oper TD	CC	31054589	6/30/2012	(39.19)
52501400	Misc Oper TD	CC	31054590	6/30/2012	37.07
52501400	Misc Oper TD	CC	31055223	6/30/2012	111.30
52501400	Misc Oper TD	CC	31055375	6/30/2012	54.74
52501400	Misc Oper TD	CC	31056008	6/30/2012	104.93
52501400	Misc Oper TD	CC	31061377	6/30/2012	109.70
52501400	Misc Oper TD	CC	31063290	6/30/2012	17.07
52501400	Misc Oper TD	CC	31064822	6/30/2012	32.10
52501400	Misc Oper TD	CC	31066641	6/30/2012	69.64
52501400	Misc Oper TD	CC	31067799	6/30/2012	78.34
52501400	Misc Oper TD	CC	31070422	6/30/2012	111.30
52501400	Misc Oper TD	JE	148	6/30/2012	94.54
52501600	Misc Oper AG	CC	31050106	6/30/2012	130.00
52501600	Misc Oper AG	CC	31058000	6/30/2012	75.81

## Kentucky American Water Company

Case No. 2012-00520

Response to PSC DR1, Item 31

Account	Description	Doc Type	Document Number	Posting Date	Amount
52501600	Misc Oper AG	CC	31058001	6/30/2012	130.52
52501600	Misc Oper AG	CC	31058226	6/30/2012	57.24
52501600	Misc Oper AG	CC	31059026	6/30/2012	146.31
52501600	Misc Oper AG	CC	31059082	6/30/2012	57.24
52501600	Misc Oper AG	CC	31059522	6/30/2012	28.00
52501600	Misc Oper AG	CC	31059584	6/30/2012	67.84
52501600	Misc Oper AG	CC	31059720	6/30/2012	10.00
52501600	Misc Oper AG	CC	31059721	6/30/2012	15.00
52501600	Misc Oper AG	CC	31061414	6/30/2012	8.60
52501600	Misc Oper AG	CC	31067799	6/30/2012	78.33
52501600	Misc Oper AG	JE	160	6/30/2012	18,238.57
52501600	Misc Oper AG	JE	333	6/30/2012	72.29
52501600	Misc Oper AG	JE	335	6/30/2012	72.46
52510015	Bank Svc Charges-CA	JE	141	6/30/2012	17,054.74
52510015	Bank Svc Charges-CA	JE	140	6/30/2012	16,614.70
52514700	Community Partnrshps	CC	31066458	6/30/2012	1,000.00
52515000	Commun Relations-E	CC	31069038	6/30/2012	184.44
52520000	Collection Agencies	JE	316	6/30/2012	3,345.07
52520000	Collection Agencies	JE	334	6/30/2012	2,212.95
52520000	Collection Agencies	JE	334	6/30/2012	228.47
52520000	Collection Agencies	JE	31071459	6/30/2012	(38.13)
52524000	Co Dues/Mmbrshp Ded	JR	200	6/30/2012	307.11
52524000	Co Dues/Mmbrshp Ded	JR	213	6/30/2012	532.11
52524000	Co Dues/Mmbrshp Ded	JE	12120601	6/30/2012	63.75
52524000	Co Dues/Mmbrshp Ded	JR	1209	6/30/2012	439.83
52524000	Co Dues/Mmbrshp Ded	JR	1212	6/30/2012	3,800.50
52524000	Co Dues/Mmbrshp Ded	JE	12120603	6/30/2012	(5,278.00)
52524000	Co Dues/Mmbrshp Ded	JE	12120603	6/30/2012	(2,638.98)
52524000	Co Dues/Mmbrshp Ded	JE	12120603	6/30/2012	2,638.98
52524000	Co Dues/Mmbrshp Ded	JE	12120605	6/30/2012	(10,000.00)
52524000	Co Dues/Mmbrshp Ded	JE	12120605	6/30/2012	4,166.65
52524000	Co Dues/Mmbrshp Ded	CC	31057048	6/30/2012	300.00
52524000	Co Dues/Mmbrshp Ded	CC	31058868	6/30/2012	450.00
52526100	Credit Line Fees I/C	JE	129	6/30/2012	5,117.02
52526100	Credit Line Fees I/C	JE	125	6/30/2012	2,274.38
52532013	Electricity WT	JE	155	6/30/2012	75.18
52532013	Electricity WT	JE	155	6/30/2012	48.61
52532013	Electricity WT	JE	155	6/30/2012	24.90
52532013	Electricity WT	JE	156	6/30/2012	17.52
52532013	Electricity WT	JE	156	6/30/2012	11.33
52532013	Electricity WT	JE	156	6/30/2012	5.80
52532014	Electricity TD	JE	155	6/30/2012	3,656.35
52532014	Electricity TD	JE	155	6/30/2012	736.91
52532014	Electricity TD	JE	155	6/30/2012	858.16
52532014	Electricity TD	CC	31058264	6/30/2012	45.16
52532014	Electricity TD	CC	31058265	6/30/2012	98.85
52532014	Electricity TD	JE	156	6/30/2012	852.30
52532014	Electricity TD	JE	156	6/30/2012	358.07
52532016	Electricity AG	JE	155	6/30/2012	5,939.00
52532016	Electricity AG	JE	155	6/30/2012	135.66
52532016	Electricity AG	JE	156	6/30/2012	1,384.38
52532016	Electricity AG	JE	156	6/30/2012	31.62
52534000	Employee Expenses	CC	31050308	6/30/2012	26.00

## Kentucky American Water Company

Case No. 2012-00520

Response to PSC DR1, Item 31

Account	Description	Doc Type	Document Number	Posting Date	Amount
52534000	Employee Expenses	CC	31050310	6/30/2012	234.46
52534000	Employee Expenses	CC	31050756	6/30/2012	234.46
52534000	Employee Expenses	CC	31051332	6/30/2012	7.00
52534000	Employee Expenses	CC	31052022	6/30/2012	5.00
52534000	Employee Expenses	CC	31052023	6/30/2012	5.00
52534000	Employee Expenses	CC	31052438	6/30/2012	200.15
52534000	Employee Expenses	CC	31052439	6/30/2012	150.01
52534000	Employee Expenses	CC	31052442	6/30/2012	242.80
52534000	Employee Expenses	CC	31054528	6/30/2012	232.14
52534000	Employee Expenses	CC	31054879	6/30/2012	37.15
52534000	Employee Expenses	CC	31056418	6/30/2012	57.64
52534000	Employee Expenses	CC	31056419	6/30/2012	60.00
52534000	Employee Expenses	CC	31056422	6/30/2012	5.00
52534000	Employee Expenses	CC	31056424	6/30/2012	987.22
52534000	Employee Expenses	CC	31056492	6/30/2012	495.00
52534000	Employee Expenses	CC	31057047	6/30/2012	14.00
52534000	Employee Expenses	CC	31057270	6/30/2012	70.44
52534000	Employee Expenses	CC	31057985	6/30/2012	5.00
52534000	Employee Expenses	CC	31057986	6/30/2012	565.20
52534000	Employee Expenses	CC	31057987	6/30/2012	5.00
52534000	Employee Expenses	CC	31058207	6/30/2012	755.71
52534000	Employee Expenses	CC	31058218	6/30/2012	111.99
52534000	Employee Expenses	CC	31058224	6/30/2012	111.99
52534000	Employee Expenses	CC	31058225	6/30/2012	111.99
52534000	Employee Expenses	CC	31058249	6/30/2012	76.00
52534000	Employee Expenses	CC	31058257	6/30/2012	1,359.47
52534000	Employee Expenses	CC	31058258	6/30/2012	408.51
52534000	Employee Expenses	CC	31058259	6/30/2012	60.00
52534000	Employee Expenses	CC	31058266	6/30/2012	14.00
52534000	Employee Expenses	CC	31058869	6/30/2012	833.20
52534000	Employee Expenses	CC	31058870	6/30/2012	25.00
52534000	Employee Expenses	CC	31060977	6/30/2012	7.00
52534000	Employee Expenses	CC	31061883	6/30/2012	325.00
52534000	Employee Expenses	CC	31062279	6/30/2012	50.00
52534000	Employee Expenses	CC	31063966	6/30/2012	935.20
52534000	Employee Expenses	CC	31066090	6/30/2012	45.24
52534000	Employee Expenses	CC	31066094	6/30/2012	41.00
52534000	Employee Expenses	CC	31066455	6/30/2012	650.00
52534000	Employee Expenses	CC	31066459	6/30/2012	2.00
52534000	Employee Expenses	CC	31068481	6/30/2012	113.74
52534000	Employee Expenses	CC	31069031	6/30/2012	108.10
52534000	Employee Expenses	JE	31071303	6/30/2012	16,568.80
52534200	Conferences & Reg	J1	99061202	6/30/2012	(811.50)
52534200	Conferences & Reg	JR	215	6/30/2012	54.10
52534200	Conferences & Reg	CC	31057466	6/30/2012	510.00
52534200	Conferences & Reg	CC	31058227	6/30/2012	325.00
52534200	Conferences & Reg	CC	31064395	6/30/2012	20.00
52534200	Conferences & Reg	CC	31066639	6/30/2012	79.00
52534200	Conferences & Reg	CC	31067335	6/30/2012	199.00
52535000	Meals Deductible	CC	31050103	6/30/2012	17.00
52535000	Meals Deductible	CC	31050201	6/30/2012	21.17
52535000	Meals Deductible	CC	31050241	6/30/2012	111.57
52535000	Meals Deductible	CC	31050244	6/30/2012	25.31

## Kentucky American Water Company

Case No. 2012-00520

Response to PSC DR1, Item 31

Account	Description	Doc Type	Document Number	Posting Date	Amount
52535000	Meals Deductible	CC	31050309	6/30/2012	6.95
52535000	Meals Deductible	CC	31050507	6/30/2012	19.31
52535000	Meals Deductible	CC	31050655	6/30/2012	9.27
52535000	Meals Deductible	CC	31051042	6/30/2012	21.56
52535000	Meals Deductible	CC	31051101	6/30/2012	2.86
52535000	Meals Deductible	CC	31051264	6/30/2012	2.39
52535000	Meals Deductible	CC	31051331	6/30/2012	10.34
52535000	Meals Deductible	CC	31051445	6/30/2012	10.60
52535000	Meals Deductible	CC	31052021	6/30/2012	2.39
52535000	Meals Deductible	CC	31052273	6/30/2012	6.56
52535000	Meals Deductible	CC	31052284	6/30/2012	108.89
52535000	Meals Deductible	CC	31052286	6/30/2012	514.49
52535000	Meals Deductible	CC	31052405	6/30/2012	29.48
52535000	Meals Deductible	CC	31052440	6/30/2012	14.79
52535000	Meals Deductible	CC	31053084	6/30/2012	16.71
52535000	Meals Deductible	CC	31053210	6/30/2012	10.00
52535000	Meals Deductible	CC	31053334	6/30/2012	8.76
52535000	Meals Deductible	CC	31053387	6/30/2012	16.07
52535000	Meals Deductible	CC	31053601	6/30/2012	9.53
52535000	Meals Deductible	CC	31053660	6/30/2012	41.78
52535000	Meals Deductible	CC	31053818	6/30/2012	9.14
52535000	Meals Deductible	CC	31053843	6/30/2012	10.00
52535000	Meals Deductible	CC	31053961	6/30/2012	3.18
52535000	Meals Deductible	CC	31054043	6/30/2012	8.05
52535000	Meals Deductible	CC	31054044	6/30/2012	9.06
52535000	Meals Deductible	CC	31054045	6/30/2012	9.06
52535000	Meals Deductible	CC	31054449	6/30/2012	10.00
52535000	Meals Deductible	CC	31054494	6/30/2012	19.35
52535000	Meals Deductible	CC	31054538	6/30/2012	10.00
52535000	Meals Deductible	CC	31054591	6/30/2012	8.46
52535000	Meals Deductible	CC	31054759	6/30/2012	10.00
52535000	Meals Deductible	CC	31054862	6/30/2012	6.35
52535000	Meals Deductible	CC	31054873	6/30/2012	18.97
52535000	Meals Deductible	CC	31055158	6/30/2012	3.62
52535000	Meals Deductible	CC	31055880	6/30/2012	3.76
52535000	Meals Deductible	CC	31055881	6/30/2012	5.17
52535000	Meals Deductible	CC	31055882	6/30/2012	72.46
52535000	Meals Deductible	CC	31056063	6/30/2012	8.47
52535000	Meals Deductible	CC	31056064	6/30/2012	7.60
52535000	Meals Deductible	CC	31056237	6/30/2012	20.50
52535000	Meals Deductible	CC	31056247	6/30/2012	30.67
52535000	Meals Deductible	CC	31056352	6/30/2012	5.94
52535000	Meals Deductible	CC	31056396	6/30/2012	17.34
52535000	Meals Deductible	CC	31056417	6/30/2012	61.07
52535000	Meals Deductible	CC	31056490	6/30/2012	14.27
52535000	Meals Deductible	CC	31056606	6/30/2012	186.24
52535000	Meals Deductible	CC	31056927	6/30/2012	11.00
52535000	Meals Deductible	CC	31056928	6/30/2012	34.54
52535000	Meals Deductible	CC	31057045	6/30/2012	38.50
52535000	Meals Deductible	CC	31057046	6/30/2012	12.29
52535000	Meals Deductible	CC	31057061	6/30/2012	3.18
52535000	Meals Deductible	CC	31057267	6/30/2012	17.40
52535000	Meals Deductible	CC	31057268	6/30/2012	54.41

## Kentucky American Water Company

Case No. 2012-00520

Response to PSC DR1, Item 31

Account	Description	Doc Type	Document Number	Posting Date	Amount
52535000	Meals Deductible	CC	31057269	6/30/2012	11.58
52535000	Meals Deductible	CC	31057271	6/30/2012	18.66
52535000	Meals Deductible	CC	31057385	6/30/2012	8.25
52535000	Meals Deductible	CC	31057440	6/30/2012	18.82
52535000	Meals Deductible	CC	31057446	6/30/2012	45.18
52535000	Meals Deductible	CC	31057465	6/30/2012	40.39
52535000	Meals Deductible	CC	31057559	6/30/2012	10.67
52535000	Meals Deductible	CC	31057560	6/30/2012	57.00
52535000	Meals Deductible	CC	31057561	6/30/2012	13.20
52535000	Meals Deductible	CC	31057984	6/30/2012	93.85
52535000	Meals Deductible	CC	31058002	6/30/2012	13.99
52535000	Meals Deductible	CC	31058003	6/30/2012	34.66
52535000	Meals Deductible	CC	31058197	6/30/2012	9.12
52535000	Meals Deductible	CC	31058198	6/30/2012	7.52
52535000	Meals Deductible	CC	31058199	6/30/2012	46.74
52535000	Meals Deductible	CC	31058204	6/30/2012	2.37
52535000	Meals Deductible	CC	31058205	6/30/2012	7.21
52535000	Meals Deductible	CC	31058207	6/30/2012	135.95
52535000	Meals Deductible	CC	31058208	6/30/2012	19.31
52535000	Meals Deductible	CC	31058209	6/30/2012	27.27
52535000	Meals Deductible	CC	31058250	6/30/2012	89.71
52535000	Meals Deductible	CC	31058256	6/30/2012	37.25
52535000	Meals Deductible	CC	31058260	6/30/2012	12.15
52535000	Meals Deductible	CC	31058261	6/30/2012	18.80
52535000	Meals Deductible	CC	31058263	6/30/2012	19.55
52535000	Meals Deductible	CC	31058267	6/30/2012	17.78
52535000	Meals Deductible	CC	31058268	6/30/2012	2.48
52535000	Meals Deductible	CC	31058269	6/30/2012	177.34
52535000	Meals Deductible	CC	31058719	6/30/2012	124.16
52535000	Meals Deductible	CC	31058867	6/30/2012	20.99
52535000	Meals Deductible	CC	31058872	6/30/2012	104.06
52535000	Meals Deductible	CC	31059024	6/30/2012	161.11
52535000	Meals Deductible	CC	31059025	6/30/2012	310.00
52535000	Meals Deductible	CC	31059125	6/30/2012	7.93
52535000	Meals Deductible	CC	31059571	6/30/2012	48.96
52535000	Meals Deductible	CC	31059582	6/30/2012	16.28
52535000	Meals Deductible	CC	31060173	6/30/2012	172.48
52535000	Meals Deductible	CC	31060273	6/30/2012	43.83
52535000	Meals Deductible	CC	31060420	6/30/2012	14.76
52535000	Meals Deductible	CC	31060891	6/30/2012	19.46
52535000	Meals Deductible	CC	31061310	6/30/2012	190.84
52535000	Meals Deductible	CC	31061342	6/30/2012	13.19
52535000	Meals Deductible	CC	31061719	6/30/2012	9.51
52535000	Meals Deductible	CC	31061778	6/30/2012	10.88
52535000	Meals Deductible	CC	31062270	6/30/2012	30.00
52535000	Meals Deductible	CC	31062280	6/30/2012	6.10
52535000	Meals Deductible	CC	31062377	6/30/2012	33.90
52535000	Meals Deductible	CC	31062378	6/30/2012	9.52
52535000	Meals Deductible	CC	31062471	6/30/2012	10.00
52535000	Meals Deductible	CC	31062512	6/30/2012	21.51
52535000	Meals Deductible	CC	31062747	6/30/2012	17.67
52535000	Meals Deductible	CC	31063137	6/30/2012	51.60
52535000	Meals Deductible	CC	31063324	6/30/2012	(20.19)



## Kentucky American Water Company

Case No. 2012-00520

Response to PSC DR1, Item 31

Account	Description	Doc Type	Document Number	Posting Date	Amount
52535000	Meals Deductible	CC	31063325	6/30/2012	20.19
52535000	Meals Deductible	CC	31063342	6/30/2012	10.00
52535000	Meals Deductible	CC	31063383	6/30/2012	289.26
52535000	Meals Deductible	CC	31063429	6/30/2012	39.03
52535000	Meals Deductible	CC	31063543	6/30/2012	19.90
52535000	Meals Deductible	CC	31063553	6/30/2012	24.34
52535000	Meals Deductible	CC	31063769	6/30/2012	34.50
52535000	Meals Deductible	CC	31064197	6/30/2012	9.81
52535000	Meals Deductible	CC	31064363	6/30/2012	2.43
52535000	Meals Deductible	CC	31064394	6/30/2012	12.11
52535000	Meals Deductible	CC	31064396	6/30/2012	7.00
52535000	Meals Deductible	CC	31064463	6/30/2012	68.12
52535000	Meals Deductible	CC	31064851	6/30/2012	18.73
52535000	Meals Deductible	CC	31064852	6/30/2012	369.26
52535000	Meals Deductible	CC	31065147	6/30/2012	8.42
52535000	Meals Deductible	CC	31065240	6/30/2012	26.55
52535000	Meals Deductible	CC	31065805	6/30/2012	9.22
52535000	Meals Deductible	CC	31066085	6/30/2012	75.96
52535000	Meals Deductible	CC	31066087	6/30/2012	122.00
52535000	Meals Deductible	CC	31066095	6/30/2012	11.72
52535000	Meals Deductible	CC	31066643	6/30/2012	24.34
52535000	Meals Deductible	CC	31066931	6/30/2012	15.66
52535000	Meals Deductible	CC	31067906	6/30/2012	62.46
52535000	Meals Deductible	CC	31068242	6/30/2012	58.76
52535000	Meals Deductible	CC	31068333	6/30/2012	31.97
52535000	Meals Deductible	CC	31068334	6/30/2012	41.68
52535000	Meals Deductible	CC	31068479	6/30/2012	10.30
52535000	Meals Deductible	CC	31068480	6/30/2012	24.52
52535000	Meals Deductible	CC	31068486	6/30/2012	102.11
52535000	Meals Deductible	CC	31068593	6/30/2012	487.39
52535000	Meals Deductible	CC	31069030	6/30/2012	9.95
52535000	Meals Deductible	CC	31069119	6/30/2012	6.04
52535000	Meals Deductible	CC	31069134	6/30/2012	6.87
52535000	Meals Deductible	CC	31069509	6/30/2012	113.05
52535000	Meals Deductible	CC	31069510	6/30/2012	8.99
52535000	Meals Deductible	CC	31069788	6/30/2012	35.39
52535000	Meals Deductible	CC	31070424	6/30/2012	9.49
52535000	Meals Deductible	CC	31070571	6/30/2012	26.15
52535000	Meals Deductible	CC	31070601	6/30/2012	162.77
52535000	Meals Deductible	CC	31070713	6/30/2012	7.40
52535000	Meals Deductible	CC	31070775	6/30/2012	39.62
52535000	Meals Deductible	CC	31070953	6/30/2012	6.66
52535000	Meals Deductible	CC	31070966	6/30/2012	29.21
52535000	Meals Deductible	CC	31071088	6/30/2012	35.01
52535000	Meals Deductible	CC	31071091	6/30/2012	10.00
52535000	Meals Deductible	CC	31071152	6/30/2012	3.18
52535000	Meals Deductible	CC	31071164	6/30/2012	9.53
52535000	Meals Deductible	JE	31071303	6/30/2012	16,568.81
52535100	Meals Nondeductible	CC	31055910	6/30/2012	5.00
52542015	Forms CA	JE	300	6/30/2012	16,682.08
52548014	Heating Oil/Gas TD	JE	155	6/30/2012	440.18
52548014	Heating Oil/Gas TD	JE	155	6/30/2012	11.76
52548014	Heating Oil/Gas TD	JE	156	6/30/2012	102.61

## Kentucky American Water Company

Case No. 2012-00520

Response to PSC DR1, Item 31

Account	Description	Doc Type	Document Number	Posting Date	Amount
52548014	Heating Oil/Gas TD	JE	156	6/30/2012	2.74
52548016	Heating Oil/Gas AG	JE	155	6/30/2012	1,011.90
52548016	Heating Oil/Gas AG	JE	156	6/30/2012	235.87
52550013	Janitorial WT	CC	31056771	6/30/2012	72.27
52550013	Janitorial WT	CC	31058245	6/30/2012	15.96
52554500	Lab Supplies	CC	31050123	6/30/2012	562.44
52554500	Lab Supplies	CC	31060164	6/30/2012	364.91
52554500	Lab Supplies	CC	31060731	6/30/2012	290.02
52554500	Lab Supplies	CC	31060733	6/30/2012	484.63
52554500	Lab Supplies	CC	31060734	6/30/2012	278.33
52554500	Lab Supplies	CC	31061098	6/30/2012	245.79
52554500	Lab Supplies	CC	31061133	6/30/2012	145.01
52554500	Lab Supplies	CC	31062271	6/30/2012	96.01
52554500	Lab Supplies	CC	31062272	6/30/2012	96.01
52554500	Lab Supplies	CC	31062273	6/30/2012	231.95
52554500	Lab Supplies	CC	31062274	6/30/2012	231.95
52554500	Lab Supplies	CC	31062275	6/30/2012	313.95
52554500	Lab Supplies	CC	31062276	6/30/2012	96.01
52554500	Lab Supplies	CC	31062277	6/30/2012	231.95
52554500	Lab Supplies	CC	31062278	6/30/2012	96.01
52554500	Lab Supplies	CC	31062511	6/30/2012	890.42
52554500	Lab Supplies	CC	31062759	6/30/2012	147.40
52554500	Lab Supplies	CC	31063318	6/30/2012	238.59
52554500	Lab Supplies	CC	31063319	6/30/2012	243.70
52554500	Lab Supplies	CC	31063321	6/30/2012	56.91
52554500	Lab Supplies	CC	31063450	6/30/2012	145.01
52554500	Lab Supplies	CC	31063811	6/30/2012	56.91
52554500	Lab Supplies	CC	31064007	6/30/2012	145.01
52554500	Lab Supplies	CC	31064678	6/30/2012	412.85
52554500	Lab Supplies	CC	31065285	6/30/2012	145.01
52554500	Lab Supplies	CC	31065792	6/30/2012	82.39
52554500	Lab Supplies	CC	31066702	6/30/2012	789.60
52554500	Lab Supplies	CC	31066814	6/30/2012	299.55
52554500	Lab Supplies	CC	31069042	6/30/2012	374.04
52554500	Lab Supplies	CC	31069118	6/30/2012	232.21
52554500	Lab Supplies	CC	31069857	6/30/2012	41.59
52554500	Lab Supplies	CC	31070509	6/30/2012	309.18
52554500	Lab Supplies	CC	31070952	6/30/2012	42.00
52562013	Off&Adm Supplies WT	CC	31058735	6/30/2012	(22.09)
52562013	Off&Adm Supplies WT	CC	31059328	6/30/2012	230.96
52562013	Off&Adm Supplies WT	CC	31060892	6/30/2012	74.89
52562013	Off&Adm Supplies WT	CC	31060934	6/30/2012	201.72
52562013	Off&Adm Supplies WT	CC	31063215	6/30/2012	73.01
52562013	Off&Adm Supplies WT	CC	31067848	6/30/2012	145.62
52562013	Off&Adm Supplies WT	CC	31067970	6/30/2012	134.46
52562013	Off&Adm Supplies WT	CC	31068241	6/30/2012	301.04
52562013	Off&Adm Supplies WT	CC	31068241	6/30/2012	46.11
52562014	Off&Adm Supplies TD	CC	31051314	6/30/2012	10.17
52562014	Off&Adm Supplies TD	CC	31051413	6/30/2012	97.17
52562014	Off&Adm Supplies TD	CC	31051414	6/30/2012	323.68
52562014	Off&Adm Supplies TD	CC	31053529	6/30/2012	587.54
52562014	Off&Adm Supplies TD	CC	31053530	6/30/2012	61.71
52562014	Off&Adm Supplies TD	CC	31054967	6/30/2012	18.54

Kentucky American Water Company  
Case No. 2012-00520  
Response to PSC DR1, Item 31

Account	Description	Doc Type	Document Number	Posting Date	Amount
52562014	Off&Adm Supplies TD	CC	31057049	6/30/2012	344.97
52562014	Off&Adm Supplies TD	CC	31057599	6/30/2012	23.16
52562014	Off&Adm Supplies TD	CC	31061887	6/30/2012	101.11
52562014	Off&Adm Supplies TD	CC	31066935	6/30/2012	10.12
52562014	Off&Adm Supplies TD	CC	31067737	6/30/2012	(148.40)
52562016	Off&Adm Supplies AG	CC	31056421	6/30/2012	172.96
52562016	Off&Adm Supplies AG	CC	31060576	6/30/2012	110.56
52562016	Off&Adm Supplies AG	CC	31061311	6/30/2012	56.14
52562016	Off&Adm Supplies AG	CC	31064243	6/30/2012	45.00
52562513	Overnight Shippng WT	CC	31060732	6/30/2012	411.80
52562516	Overnight Shippng AG	CC	31067322	6/30/2012	8.95
52566015	Postage CA	JE	125	6/30/2012	47,912.16
52566016	Postage AG	CC	31053675	6/30/2012	14.30
52566016	Postage AG	CC	31059770	6/30/2012	14.13
52566016	Postage AG	CC	31063161	6/30/2012	17.25
52566016	Postage AG	JE	160	6/30/2012	4,677.23
52568000	Research & Develop	JR	211	6/30/2012	1,676.51
52568000	Research & Develop	JR	216	6/30/2012	73.70
52571100	Add'l Security Costs	JE	160	6/30/2012	2,668.64
52571100	Add'l Security Costs	JE	160	6/30/2012	2,668.64
52571100	Add'l Security Costs	JE	160	6/30/2012	2,668.64
52571100	Add'l Security Costs	JE	160	6/30/2012	2,506.28
52571100	Add'l Security Costs	JE	600	6/30/2012	10,674.56
52571100	Add'l Security Costs	JE	600	6/30/2012	2,860.80
52571500	Software Licenses	JE	99061201	6/30/2012	490.67
52571500	Software Licenses	JR	208	6/30/2012	1,869.05
52571500	Software Licenses	JR	210	6/30/2012	472.67
52571500	Software Licenses	JR	212	6/30/2012	286.35
52571500	Software Licenses	JR	222	6/30/2012	85.29
52571500	Software Licenses	JR	224	6/30/2012	240.11
52574013	Telephone WT	JE	148	6/30/2012	1,980.63
52574015	Telephone CA	JE	148	6/30/2012	3,868.37
52574016	Telephone AG	JE	148	6/30/2012	13.60
52574016	Telephone AG	JE	148	6/30/2012	0.45
52574016	Telephone AG	JE	148	6/30/2012	1.22
52574016	Telephone AG	JE	148	6/30/2012	114.48
52574016	Telephone AG	JE	148	6/30/2012	45.06
52574016	Telephone AG	JE	148	6/30/2012	449.29
52574016	Telephone AG	JE	148	6/30/2012	1,180.42
52574016	Telephone AG	JE	148	6/30/2012	59.61
52574113	Cell Phone WT	JE	148	6/30/2012	48.60
52574114	Cell Phone TD	JE	148	6/30/2012	4.59
52574114	Cell Phone TD	JE	148	6/30/2012	225.99
52574116	Cell Phone AG	CC	31053097	6/30/2012	31.75
52574116	Cell Phone AG	CC	31053203	6/30/2012	10.58
52574116	Cell Phone AG	CC	31068335	6/30/2012	59.32
52574116	Cell Phone AG	CC	31068358	6/30/2012	44.49
52574116	Cell Phone AG	JE	148	6/30/2012	221.51
52574116	Cell Phone AG	JE	148	6/30/2012	306.75
52574116	Cell Phone AG	JE	148	6/30/2012	57.64
52574116	Cell Phone AG	JE	148	6/30/2012	50.16
52574116	Cell Phone AG	JE	148	6/30/2012	48.80
52574116	Cell Phone AG	JE	148	6/30/2012	715.33

## Kentucky American Water Company

Case No. 2012-00520

Response to PSC DR1, Item 31

Account	Description	Doc Type	Document Number	Posting Date	Amount
52574116	Cell Phone AG	JE	148	6/30/2012	1,973.11
52574116	Cell Phone AG	JE	148	6/30/2012	279.24
52574116	Cell Phone AG	JE	148	6/30/2012	28.40
52574116	Cell Phone AG	JE	148	6/30/2012	70.53
52574116	Cell Phone AG	JE	148	6/30/2012	57.29
52574116	Cell Phone AG	JE	148	6/30/2012	123.25
52574116	Cell Phone AG	JE	148	6/30/2012	599.30
52578013	Trash Removal WT	CC	31068153	6/30/2012	106.33
52582013	Uniforms WT	CC	31059080	6/30/2012	69.19
52582013	Uniforms WT	CC	31059081	6/30/2012	55.44
52582013	Uniforms WT	CC	31059583	6/30/2012	39.20
52582013	Uniforms WT	CC	31061843	6/30/2012	4.81
52582013	Uniforms WT	CC	31061843	6/30/2012	25.35
52582013	Uniforms WT	CC	31061901	6/30/2012	69.19
52582013	Uniforms WT	CC	31061902	6/30/2012	55.44
52582013	Uniforms WT	CC	31061903	6/30/2012	39.20
52582013	Uniforms WT	CC	31062379	6/30/2012	171.10
52582013	Uniforms WT	CC	31063428	6/30/2012	89.28
52582013	Uniforms WT	CC	31063428	6/30/2012	89.28
52582013	Uniforms WT	CC	31064359	6/30/2012	69.19
52582013	Uniforms WT	CC	31064360	6/30/2012	55.44
52582013	Uniforms WT	CC	31065145	6/30/2012	39.20
52582013	Uniforms WT	CC	31065284	6/30/2012	4.81
52582013	Uniforms WT	CC	31065284	6/30/2012	29.40
52582013	Uniforms WT	CC	31067505	6/30/2012	69.19
52582013	Uniforms WT	CC	31067524	6/30/2012	55.44
52582013	Uniforms WT	CC	31068154	6/30/2012	4.81
52582013	Uniforms WT	CC	31068154	6/30/2012	34.80
52582013	Uniforms WT	CC	31068240	6/30/2012	39.20
52582014	Uniforms TD	CC	31050125	6/30/2012	211.72
52582014	Uniforms TD	CC	31050126	6/30/2012	43.51
52582014	Uniforms TD	CC	31050331	6/30/2012	189.51
52582014	Uniforms TD	CC	31050332	6/30/2012	43.51
52582014	Uniforms TD	CC	31050557	6/30/2012	186.55
52582014	Uniforms TD	CC	31050558	6/30/2012	54.55
52582014	Uniforms TD	CC	31051090	6/30/2012	56.90
52582014	Uniforms TD	CC	31051095	6/30/2012	467.20
52582014	Uniforms TD	CC	31052070	6/30/2012	54.55
52582014	Uniforms TD	CC	31053110	6/30/2012	163.54
52582014	Uniforms TD	CC	31053117	6/30/2012	43.45
52582014	Uniforms TD	CC	31054668	6/30/2012	163.54
52582014	Uniforms TD	CC	31054669	6/30/2012	43.45
52582014	Uniforms TD	CC	31056350	6/30/2012	265.94
52582014	Uniforms TD	CC	31056351	6/30/2012	43.45
52582014	Uniforms TD	CC	31058983	6/30/2012	178.99
52582014	Uniforms TD	CC	31058984	6/30/2012	43.45
52582014	Uniforms TD	CC	31061843	6/30/2012	35.72
52582014	Uniforms TD	CC	31061889	6/30/2012	222.19
52582014	Uniforms TD	CC	31061891	6/30/2012	43.45
52582014	Uniforms TD	CC	31062878	6/30/2012	132.49
52582014	Uniforms TD	CC	31065284	6/30/2012	21.78
52582014	Uniforms TD	CC	31067800	6/30/2012	235.87
52582014	Uniforms TD	CC	31067801	6/30/2012	126.11

## Kentucky American Water Company

Case No. 2012-00520

Response to PSC DR1, Item 31

Account	Description	Doc Type	Document Number	Posting Date	Amount
52582014	Uniforms TD	CC	31068154	6/30/2012	24.33
52582014	Uniforms TD	CC	31069855	6/30/2012	208.81
52582014	Uniforms TD	CC	31069856	6/30/2012	68.84
52583011	Water & WW SS	JE	160	6/30/2012	4,189.98
53150013	Contr Svc-Other WT	JR	1200	6/30/2012	905.00
53150013	Contr Svc-Other WT	JR	1200	6/30/2012	162.83
53150013	Contr Svc-Other WT	JR	1200	6/30/2012	1,862.92
53150013	Contr Svc-Other WT	JR	1200	6/30/2012	474.17
53150013	Contr Svc-Other WT	JR	1200	6/30/2012	725.92
53150013	Contr Svc-Other WT	JR	1200	6/30/2012	563.58
53150013	Contr Svc-Other WT	JR	1200	6/30/2012	204.33
53150013	Contr Svc-Other WT	CC	31056926	6/30/2012	144.00
53150013	Contr Svc-Other WT	CC	31056926	6/30/2012	144.00
53150013	Contr Svc-Other WT	CC	31065125	6/30/2012	429.84
53150013	Contr Svc-Other WT	CC	31069511	6/30/2012	52.00
53150013	Contr Svc-Other WT	CC	31069718	6/30/2012	421.21
53150013	Contr Svc-Other WT	CC	31069718	6/30/2012	421.21
53150013	Contr Svc-Other WT	CC	31069719	6/30/2012	564.42
53150013	Contr Svc-Other WT	JE	160	6/30/2012	1,000.00
53150013	Contr Svc-Other WT	JE	600	6/30/2012	4,500.00
53150014	Contr Svc-Other TD	CC	31053784	6/30/2012	8.47
53150014	Contr Svc-Other TD	JE	160	6/30/2012	84.00
53150014	Contr Svc-Other TD	JE	160	6/30/2012	8,580.00
53150014	Contr Svc-Other TD	JE	160	6/30/2012	1,347.80
53150014	Contr Svc-Other TD	JE	160	6/30/2012	2,968.56
53150014	Contr Svc-Other TD	JE	600	6/30/2012	4,970.00
53150014	Contr Svc-Other TD	JE	600	6/30/2012	3,018.00
53150015	Contr Svc-Other CA	CC	31050166	6/30/2012	368.88
53150015	Contr Svc-Other CA	CC	31055883	6/30/2012	62.50
53150015	Contr Svc-Other CA	JE	30639	6/30/2012	8,583.00
53150015	Contr Svc-Other CA	JE	148	6/30/2012	720.13
53150016	Contr Svc-Other AG	CC	31050163	6/30/2012	185.00
53150016	Contr Svc-Other AG	CC	31050962	6/30/2012	175.00
53150016	Contr Svc-Other AG	CC	31053098	6/30/2012	10.00
53150016	Contr Svc-Other AG	CC	31058758	6/30/2012	4.79
53150016	Contr Svc-Other AG	CC	31064246	6/30/2012	45.00
53150016	Contr Svc-Other AG	CC	31066698	6/30/2012	70.45
53150016	Contr Svc-Other AG	CC	31067905	6/30/2012	117.90
53150016	Contr Svc-Other AG	JE	99061205	6/30/2012	2,310.00
53150016	Contr Svc-Other AG	JE	877	6/30/2012	5,933.25
53152000	Contr Svc-Lab Testng	CC	31056491	6/30/2012	860.00
53152000	Contr Svc-Lab Testng	CC	31062917	6/30/2012	304.00
53152000	Contr Svc-Lab Testng	CC	31062918	6/30/2012	1,322.00
53152000	Contr Svc-Lab Testng	CC	31069591	6/30/2012	400.00
53154000	Contr Svc-Audit Fees	JR	275	6/30/2012	7,779.00
53154000	Contr Svc-Audit Fees	JE	99061204	6/30/2012	8,047.00
53155000	Contr Svc-Legal	JE	175	6/30/2012	139,313.61
53155000	Contr Svc-Legal	JE	175	6/30/2012	8,896.00
53155000	Contr Svc-Legal	JE	175	6/30/2012	5,213.08
53155000	Contr Svc-Legal	JE	175	6/30/2012	3,625.50
53409999	AWWSC Conversion	JB	31071584	6/30/2012	27,215.91
53409999	AWWSC Conversion	JB	31071584	6/30/2012	14,540.19
53409999	AWWSC Conversion	JB	31071584	6/30/2012	76,833.00

## Kentucky American Water Company

Case No. 2012-00520

Response to PSC DR1, Item 31

Account	Description	Doc Type	Document Number	Posting Date	Amount
53409999	AWWSC Conversion	JB	31071584	6/30/2012	23,252.46
53409999	AWWSC Conversion	JB	31071584	6/30/2012	1,907.46
53409999	AWWSC Conversion	JB	31071584	6/30/2012	(12,962.70)
53409999	AWWSC Conversion	JB	31071584	6/30/2012	24,731.15
53409999	AWWSC Conversion	JB	31071584	6/30/2012	5,929.38
53409999	AWWSC Conversion	JB	31071584	6/30/2012	592.88
53409999	AWWSC Conversion	JB	31071584	6/30/2012	3,902.31
53409999	AWWSC Conversion	JB	31071584	6/30/2012	2,198.39
53409999	AWWSC Conversion	JB	31071584	6/30/2012	3,768.65
53409999	AWWSC Conversion	JB	31071584	6/30/2012	53,528.86
53409999	AWWSC Conversion	JB	31071584	6/30/2012	157,788.82
53409999	AWWSC Conversion	JB	31071584	6/30/2012	182,440.93
53409999	AWWSC Conversion	JB	31071584	6/30/2012	787.13
53409999	AWWSC Conversion	JB	31071584	6/30/2012	787.13
53409999	AWWSC Conversion	JB	31071584	6/30/2012	787.13
53409999	AWWSC Conversion	JB	31071584	6/30/2012	787.13
53409999	AWWSC Conversion	JB	31071584	6/30/2012	787.13
53409999	AWWSC Conversion	JB	31071584	6/30/2012	8,890.57
53409999	AWWSC Conversion	JB	31071584	6/30/2012	17,619.66
53409999	AWWSC Conversion	JB	31071584	6/30/2012	36,576.48
55000014	Trans Oper TD	CC	31052487	6/30/2012	1,269.36
55000014	Trans Oper TD	CC	31054364	6/30/2012	6.99
55000014	Trans Oper TD	CC	31055376	6/30/2012	48.91
55000014	Trans Oper TD	CC	31059303	6/30/2012	126.25
55000014	Trans Oper TD	CC	31069469	6/30/2012	44.49
55000016	Trans Oper AG	CC	31050124	6/30/2012	26.00
55000016	Trans Oper AG	CC	31050162	6/30/2012	12.13
55000016	Trans Oper AG	CC	31050328	6/30/2012	14.99
55000016	Trans Oper AG	CC	31050536	6/30/2012	539.95
55000016	Trans Oper AG	CC	31050537	6/30/2012	14.99
55000016	Trans Oper AG	CC	31050652	6/30/2012	14.99
55000016	Trans Oper AG	CC	31050826	6/30/2012	14.99
55000016	Trans Oper AG	CC	31050827	6/30/2012	10.00
55000016	Trans Oper AG	CC	31050851	6/30/2012	33.29
55000016	Trans Oper AG	CC	31051363	6/30/2012	10.00
55000016	Trans Oper AG	CC	31051764	6/30/2012	127.19
55000016	Trans Oper AG	CC	31051931	6/30/2012	14.99
55000016	Trans Oper AG	CC	31052206	6/30/2012	14.99
55000016	Trans Oper AG	CC	31052551	6/30/2012	7.41
55000016	Trans Oper AG	CC	31052922	6/30/2012	72.25
55000016	Trans Oper AG	CC	31053209	6/30/2012	30.77
55000016	Trans Oper AG	CC	31053445	6/30/2012	14.99
55000016	Trans Oper AG	CC	31053506	6/30/2012	16.12
55000016	Trans Oper AG	CC	31053600	6/30/2012	14.99
55000016	Trans Oper AG	CC	31053844	6/30/2012	4.05
55000016	Trans Oper AG	CC	31053962	6/30/2012	350.00
55000016	Trans Oper AG	CC	31054803	6/30/2012	15.79
55000016	Trans Oper AG	CC	31054804	6/30/2012	203.65
55000016	Trans Oper AG	CC	31054861	6/30/2012	26.50
55000016	Trans Oper AG	CC	31054880	6/30/2012	10.00
55000016	Trans Oper AG	CC	31054933	6/30/2012	12.00
55000016	Trans Oper AG	CC	31056156	6/30/2012	8.00
55000016	Trans Oper AG	CC	31056157	6/30/2012	14.99

## Kentucky American Water Company

Case No. 2012-00520

Response to PSC DR1, Item 31

Account	Description	Doc Type	Document Number	Posting Date	Amount
55000016	Trans Oper AG	CC	31056294	6/30/2012	5.70
55000016	Trans Oper AG	CC	31056423	6/30/2012	50.00
55000016	Trans Oper AG	CC	31056515	6/30/2012	30.12
55000016	Trans Oper AG	CC	31057386	6/30/2012	14.99
55000016	Trans Oper AG	CC	31057441	6/30/2012	283.03
55000016	Trans Oper AG	CC	31057999	6/30/2012	14.99
55000016	Trans Oper AG	CC	31058247	6/30/2012	8.00
55000016	Trans Oper AG	CC	31058287	6/30/2012	14.99
55000016	Trans Oper AG	CC	31058288	6/30/2012	10.00
55000016	Trans Oper AG	CC	31058988	6/30/2012	14.99
55000016	Trans Oper AG	CC	31059856	6/30/2012	10.00
55000016	Trans Oper AG	CC	31060242	6/30/2012	14.99
55000016	Trans Oper AG	CC	31060979	6/30/2012	14.99
55000016	Trans Oper AG	CC	31062469	6/30/2012	29.25
55000016	Trans Oper AG	CC	31062749	6/30/2012	14.99
55000016	Trans Oper AG	CC	31063341	6/30/2012	14.99
55000016	Trans Oper AG	CC	31063348	6/30/2012	14.99
55000016	Trans Oper AG	CC	31063627	6/30/2012	13.47
55000016	Trans Oper AG	CC	31063653	6/30/2012	14.99
55000016	Trans Oper AG	CC	31064397	6/30/2012	11.00
55000016	Trans Oper AG	CC	31065154	6/30/2012	8.00
55000016	Trans Oper AG	CC	31065384	6/30/2012	10.00
55000016	Trans Oper AG	CC	31065771	6/30/2012	10.00
55000016	Trans Oper AG	CC	31066093	6/30/2012	33.00
55000016	Trans Oper AG	CC	31066485	6/30/2012	8.00
55000016	Trans Oper AG	CC	31066486	6/30/2012	14.99
55000016	Trans Oper AG	CC	31066663	6/30/2012	382.50
55000016	Trans Oper AG	CC	31066813	6/30/2012	14.99
55000016	Trans Oper AG	CC	31066873	6/30/2012	14.99
55000016	Trans Oper AG	CC	31067386	6/30/2012	18.66
55000016	Trans Oper AG	CC	31067921	6/30/2012	5.57
55000016	Trans Oper AG	CC	31068928	6/30/2012	14.99
55000016	Trans Oper AG	CC	31069032	6/30/2012	21.00
55000016	Trans Oper AG	CC	31069279	6/30/2012	13.55
55000016	Trans Oper AG	CC	31069280	6/30/2012	90.00
55000016	Trans Oper AG	CC	31069508	6/30/2012	7.36
55000016	Trans Oper AG	CC	31070245	6/30/2012	18.00
55000016	Trans Oper AG	CC	31070510	6/30/2012	12.00
55000016	Trans Oper AG	CC	31070574	6/30/2012	22.00
55000016	Trans Oper AG	CC	31070967	6/30/2012	37.59
55000016	Trans Oper AG	CC	31071090	6/30/2012	17.83
55000016	Trans Oper AG	CC	31071163	6/30/2012	4.86
55010200	Trans Lease Fuel	JE	242	6/30/2012	376.81
55010200	Trans Lease Fuel	JE	242	6/30/2012	35.94
55010200	Trans Lease Fuel	JE	242	6/30/2012	3,352.56
55010200	Trans Lease Fuel	JE	242	6/30/2012	140.40
55010200	Trans Lease Fuel	JE	242	6/30/2012	46.00
55010200	Trans Lease Fuel	JE	242	6/30/2012	64.01
55010200	Trans Lease Fuel	JE	242	6/30/2012	444.23
55010200	Trans Lease Fuel	JE	242	6/30/2012	494.90
55010200	Trans Lease Fuel	JE	240	6/30/2012	1,076.59
55010200	Trans Lease Fuel	JE	240	6/30/2012	386.14
55010200	Trans Lease Fuel	JE	240	6/30/2012	17,448.00

## Kentucky American Water Company

Case No. 2012-00520

Response to PSC DR1, Item 31

Account	Description	Doc Type	Document Number	Posting Date	Amount
55010200	Trans Lease Fuel	JE	240	6/30/2012	425.50
55010200	Trans Lease Fuel	JE	240	6/30/2012	607.49
55010200	Trans Lease Fuel	JE	240	6/30/2012	708.13
55010200	Trans Lease Fuel	JE	240	6/30/2012	505.63
55010200	Trans Lease Fuel	JE	240	6/30/2012	1,568.95
55010200	Trans Lease Fuel	JE	240	6/30/2012	2,774.17
55010200	Trans Lease Fuel	JE	240	6/30/2012	176.60
55010300	Trans Lease Maint	JE	240	6/30/2012	(117.52)
55010300	Trans Lease Maint	JE	240	6/30/2012	222.18
55010300	Trans Lease Maint	JE	240	6/30/2012	(18,229.64)
55010300	Trans Lease Maint	JE	240	6/30/2012	(1,378.48)
55010300	Trans Lease Maint	JE	240	6/30/2012	97.76
55010300	Trans Lease Maint	JE	240	6/30/2012	27.59
55010300	Trans Lease Maint	JE	240	6/30/2012	353.62
55010300	Trans Lease Maint	JE	240	6/30/2012	(246.82)
55010300	Trans Lease Maint	JE	240	6/30/2012	(6,238.63)
55010300	Trans Lease Maint	JE	240	6/30/2012	5.00
55010300	Trans Lease Maint	JE	245	6/30/2012	355.28
55010300	Trans Lease Maint	JE	241	6/30/2012	166.78
55010300	Trans Lease Maint	JE	241	6/30/2012	724.00
55010300	Trans Lease Maint	JE	241	6/30/2012	959.55
55110000	Ins Vehicle	JR	115	6/30/2012	2,949.17
55710000	Ins General Liabilty	JR	101	6/30/2012	209.59
55710000	Ins General Liabilty	JR	102	6/30/2012	231.37
55710000	Ins General Liabilty	JR	107	6/30/2012	151.44
55710000	Ins General Liabilty	JR	109	6/30/2012	532.99
55710000	Ins General Liabilty	JR	111	6/30/2012	17,685.20
55710000	Ins General Liabilty	JR	113	6/30/2012	4,510.47
55710000	Ins General Liabilty	JR	114	6/30/2012	824.99
55710000	Ins General Liabilty	JR	119	6/30/2012	782.78
55710000	Ins General Liabilty	JR	125	6/30/2012	412.95
55710000	Ins General Liabilty	JR	128	6/30/2012	66.42
55710000	Ins General Liabilty	JE	235	6/30/2012	22,843.00
55720000	Ins Work Comp	JR	112	6/30/2012	13,570.32
55720000	Ins Work Comp	JR	2007	6/30/2012	94.99
55720000	Ins Work Comp	JR	2007	6/30/2012	(94.99)
55730000	Ins Other	JR	100	6/30/2012	8.82
55730000	Ins Other	JR	103	6/30/2012	39.60
55730000	Ins Other	JR	104	6/30/2012	55.35
55730000	Ins Other	JR	110	6/30/2012	538.90
55730000	Ins Other	JR	116	6/30/2012	9,561.52
56610000	Reg Exp-Amort	JR	700	6/30/2012	16,565.87
56620000	Reg Exp-Depr Stdy	JR	800	6/30/2012	561.46
56620000	Reg Exp-Depr Stdy	JR	900	6/30/2012	617.21
57010015	Uncoll Accts Exp CA	JE	100	6/30/2012	27,375.26
57010016	Uncoll Accts Exp AG	JE	260	6/30/2012	20,832.12
62002100	M&S Maint SS	CC	31051940	6/30/2012	30.00
62002100	M&S Maint SS	CC	31053240	6/30/2012	14.62
62002100	M&S Maint SS	CC	31055970	6/30/2012	669.02
62002100	M&S Maint SS	CC	31057998	6/30/2012	111.94
62002100	M&S Maint SS	CC	31060978	6/30/2012	60.63
62002100	M&S Maint SS	CC	31061376	6/30/2012	131.51
62002100	M&S Maint SS	CC	31061409	6/30/2012	29.87



## Kentucky American Water Company

Case No. 2012-00520

Response to PSC DR1, Item 31

Account	Description	Doc Type	Document Number	Posting Date	Amount
62002100	M&S Maint SS	CC	31061904	6/30/2012	263.56
62002100	M&S Maint SS	CC	31062006	6/30/2012	221.49
62002100	M&S Maint SS	CC	31062750	6/30/2012	111.94
62002100	M&S Maint SS	CC	31066483	6/30/2012	87.15
62002100	M&S Maint SS	CC	31066484	6/30/2012	343.46
62002100	M&S Maint SS	CC	31066699	6/30/2012	10.59
62002100	M&S Maint SS	CC	31066701	6/30/2012	10.59
62002100	M&S Maint SS	CC	31067831	6/30/2012	1.65
62002100	M&S Maint SS	CC	31067908	6/30/2012	160.88
62002100	M&S Maint SS	CC	31068243	6/30/2012	287.43
62002100	M&S Maint SS	CC	31068442	6/30/2012	339.20
62002100	M&S Maint SS	CC	31068931	6/30/2012	192.92
62002100	M&S Maint SS	CC	31069040	6/30/2012	601.64
62002100	M&S Maint SS	CC	31069041	6/30/2012	1,032.14
62002100	M&S Maint SS	CC	31070307	6/30/2012	49.13
62002100	M&S Maint SS	CC	31070921	6/30/2012	269.27
62002100	M&S Maint SS	CC	31070970	6/30/2012	205.11
62002100	M&S Maint SS	JE	160	6/30/2012	576.34
62002300	M&S Maint WT	CC	31050007	6/30/2012	379.89
62002300	M&S Maint WT	CC	31056771	6/30/2012	152.98
62002300	M&S Maint WT	CC	31058672	6/30/2012	129.95
62002300	M&S Maint WT	CC	31059771	6/30/2012	11.43
62002300	M&S Maint WT	CC	31059772	6/30/2012	14.71
62002300	M&S Maint WT	CC	31059773	6/30/2012	322.21
62002300	M&S Maint WT	CC	31059774	6/30/2012	28.58
62002300	M&S Maint WT	CC	31060011	6/30/2012	293.15
62002300	M&S Maint WT	CC	31060013	6/30/2012	107.65
62002300	M&S Maint WT	CC	31060730	6/30/2012	798.00
62002300	M&S Maint WT	CC	31061373	6/30/2012	23.49
62002300	M&S Maint WT	CC	31061374	6/30/2012	212.00
62002300	M&S Maint WT	CC	31062485	6/30/2012	(357.25)
62002300	M&S Maint WT	CC	31062748	6/30/2012	1.30
62002300	M&S Maint WT	CC	31063852	6/30/2012	1,257.86
62002300	M&S Maint WT	CC	31063943	6/30/2012	211.75
62002300	M&S Maint WT	CC	31064628	6/30/2012	72.00
62002300	M&S Maint WT	CC	31064768	6/30/2012	164.99
62002300	M&S Maint WT	CC	31064769	6/30/2012	26.88
62002300	M&S Maint WT	CC	31065158	6/30/2012	48.16
62002300	M&S Maint WT	CC	31065159	6/30/2012	839.26
62002300	M&S Maint WT	CC	31065385	6/30/2012	408.60
62002300	M&S Maint WT	CC	31065386	6/30/2012	34.93
62002300	M&S Maint WT	CC	31066642	6/30/2012	186.56
62002300	M&S Maint WT	CC	31066871	6/30/2012	655.00
62002300	M&S Maint WT	CC	31067277	6/30/2012	980.66
62002300	M&S Maint WT	CC	31067704	6/30/2012	6.99
62002300	M&S Maint WT	CC	31067705	6/30/2012	8.04
62002300	M&S Maint WT	CC	31067853	6/30/2012	266.51
62002300	M&S Maint WT	CC	31067854	6/30/2012	15.81
62002300	M&S Maint WT	CC	31067907	6/30/2012	180.60
62002300	M&S Maint WT	CC	31067908	6/30/2012	160.87
62002300	M&S Maint WT	CC	31067909	6/30/2012	282.85
62002300	M&S Maint WT	CC	31067910	6/30/2012	190.00
62002300	M&S Maint WT	CC	31068338	6/30/2012	21.53

## Kentucky American Water Company

Case No. 2012-00520

Response to PSC DR1, Item 31

Account	Description	Doc Type	Document Number	Posting Date	Amount
62002300	M&S Maint WT	CC	31068339	6/30/2012	10.74
62002300	M&S Maint WT	CC	31068340	6/30/2012	12.36
62002300	M&S Maint WT	CC	31068518	6/30/2012	6.66
62002300	M&S Maint WT	CC	31068519	6/30/2012	5.56
62002300	M&S Maint WT	CC	31068529	6/30/2012	18.24
62002300	M&S Maint WT	CC	31068926	6/30/2012	114.61
62002300	M&S Maint WT	CC	31068930	6/30/2012	19.86
62002300	M&S Maint WT	CC	31068932	6/30/2012	22.73
62002300	M&S Maint WT	CC	31069033	6/30/2012	17.77
62002300	M&S Maint WT	CC	31069037	6/30/2012	164.40
62002300	M&S Maint WT	CC	31069039	6/30/2012	79.93
62002300	M&S Maint WT	CC	31069438	6/30/2012	14.11
62002300	M&S Maint WT	CC	31069439	6/30/2012	473.32
62002300	M&S Maint WT	CC	31070257	6/30/2012	142.94
62002300	M&S Maint WT	CC	31070281	6/30/2012	15.51
62002300	M&S Maint WT	CC	31070282	6/30/2012	43.94
62002300	M&S Maint WT	CC	31070423	6/30/2012	135.95
62002300	M&S Maint WT	CC	31070919	6/30/2012	73.28
62002300	M&S Maint WT	CC	31070920	6/30/2012	109.77
62002300	M&S Maint WT	CC	31070926	6/30/2012	16.39
62002300	M&S Maint WT	CC	31070969	6/30/2012	171.59
62002300	M&S Maint WT	JE	160	6/30/2012	576.34
62002300	M&S Maint WT	JE	600	6/30/2012	3,000.00
62002400	M&S Maint TD	CC	31050161	6/30/2012	1,222.64
62002400	M&S Maint TD	CC	31060737	6/30/2012	1,278.54
62002400	M&S Maint TD	CC	31065233	6/30/2012	382.94
62002400	M&S Maint TD	JE	160	6/30/2012	1,540.41
62002400	M&S Maint TD	JE	160	6/30/2012	2,474.60
62002400	M&S Maint TD	JE	160	6/30/2012	1,945.50
62002400	M&S Maint TD	JE	160	6/30/2012	2,470.61
62002600	M&S Maint AG	JR	201	6/30/2012	1,878.56
62502300	Misc Maint WT	CC	31061375	6/30/2012	21.18
62502300	Misc Maint WT	CC	31064770	6/30/2012	42.49
62502300	Misc Maint WT	CC	31064771	6/30/2012	324.85
62502400	Misc Maint TD	CC	31055885	6/30/2012	31.80
62502400	Misc Maint TD	CC	31057273	6/30/2012	32.85
62502400	Misc Maint TD	CC	31058304	6/30/2012	656.00
62502600	Misc Maint AG	JR	204	6/30/2012	341.52
62502600	Misc Maint AG	JR	209	6/30/2012	4,190.99
62502600	Misc Maint AG	JR	220	6/30/2012	224.25
62502600	Misc Maint AG	JR	221	6/30/2012	561.20
62502600	Misc Maint AG	JR	225	6/30/2012	281.84
62502600	Misc Maint AG	JE	99061203	6/30/2012	467.66
62502600	Misc Maint AG	JE	30614	6/30/2012	324.34
62502600	Misc Maint AG	JE	160	6/30/2012	1,038.97
62512300	Amort Def Maint WT	JR	600	6/30/2012	3,019.97
62512300	Amort Def Maint WT	JR	606	6/30/2012	1,244.41
62512300	Amort Def Maint WT	JR	607	6/30/2012	1,281.93
62512300	Amort Def Maint WT	JR	609	6/30/2012	1,469.26
62512300	Amort Def Maint WT	JR	611	6/30/2012	1,800.99
62512300	Amort Def Maint WT	JR	613	6/30/2012	382.23
62512300	Amort Def Maint WT	JR	613	6/30/2012	148.44
62512300	Amort Def Maint WT	JR	614	6/30/2012	2,238.71

Kentucky American Water Company  
Case No. 2012-00520  
Response to PSC DR1, Item 31

Account	Description	Doc Type	Document Number	Posting Date	Amount
62512300	Amort Def Maint WT	JR	614	6/30/2012	619.56
62512400	Amort Def Maint TD	JE	12120602	6/30/2012	7,242.69
62512400	Amort Def Maint TD	JE	12120602	6/30/2012	71.14
62512400	Amort Def Maint TD	JE	12120602	6/30/2012	16,959.20
62512400	Amort Def Maint TD	JE	12120602	6/30/2012	5,561.60
62512400	Amort Def Maint TD	JR	600	6/30/2012	5,260.36
62512400	Amort Def Maint TD	JR	608	6/30/2012	2,149.90
62512400	Amort Def Maint TD	JR	610	6/30/2012	416.66
62512400	Amort Def Maint TD	JR	612	6/30/2012	276.13
62512400	Amort Def Maint TD	JR	613	6/30/2012	809.76
62512400	Amort Def Maint TD	JR	613	6/30/2012	189.97
62512400	Amort Def Maint TD	JR	615	6/30/2012	7,172.91
62512400	Amort Def Maint TD	JR	616	6/30/2012	3,590.84
62512400	Amort Def Maint TD	JR	616	6/30/2012	554.38
62512400	Amort Def Maint TD	JR	616	6/30/2012	2,422.70
62512400	Amort Def Maint TD	JR	616	6/30/2012	1,112.32
62520700	Misc Main Pvg/Bckfll	CC	31054529	6/30/2012	225.00
62520700	Misc Main Pvg/Bckfll	JE	160	6/30/2012	1,640.00
62520700	Misc Main Pvg/Bckfll	JE	300	6/30/2012	3,417.85
62520700	Misc Main Pvg/Bckfll	JE	300	6/30/2012	1,317.23
68011000	Depr -UPIS General	JU	30948104	6/30/2012	(26,781.46)
68011000	Depr -UPIS General	DP	31071386	6/30/2012	139.89
68011000	Depr -UPIS General	DP	31071386	6/30/2012	880,383.71
68011000	Depr -UPIS General	DP	31071386	6/30/2012	14,399.55
68011000	Depr -UPIS General	DP	31071386	6/30/2012	7,382.56
68011000	Depr -UPIS General	DP	31071386	6/30/2012	3,664.04
68011000	Depr -UPIS General	DP	31071386	6/30/2012	12,306.95
68011000	Depr -UPIS General	JE	31071528	6/30/2012	5,910.82
68011000	Depr -UPIS General	JE	31071528	6/30/2012	865.56
68011000	Depr -UPIS General	JE	31071528	6/30/2012	22.41
68011000	Depr -UPIS General	JE	31071528	6/30/2012	(8.61)
68011000	Depr -UPIS General	JE	31071528	6/30/2012	2.55
68011000	Depr -UPIS General	JE	31071528	6/30/2012	6.42
68011000	Depr -UPIS General	JE	31071528	6/30/2012	24.11
68011000	Depr -UPIS General	JE	31071528	6/30/2012	66.44
68011000	Depr -UPIS General	JE	31071528	6/30/2012	372.93
68011000	Depr -UPIS General	JE	31071528	6/30/2012	312.74
68011000	Depr -UPIS General	JE	31071528	6/30/2012	26.01
68011000	Depr -UPIS General	JE	31071528	6/30/2012	21.30
68011000	Depr -UPIS General	JE	31071528	6/30/2012	77.59
68011000	Depr -UPIS General	JE	31071528	6/30/2012	302.25
68011000	Depr -UPIS General	JE	31071528	6/30/2012	1.26
68011000	Depr -UPIS General	JE	31071528	6/30/2012	176.83
68011000	Depr -UPIS General	JE	31071528	6/30/2012	18.87
68011000	Depr -UPIS General	JE	31071528	6/30/2012	39.79
68011000	Depr -UPIS General	JE	31071528	6/30/2012	377.54
68011000	Depr -UPIS General	JE	31071528	6/30/2012	8.78
68011000	Depr -UPIS General	JE	31071528	6/30/2012	2,688.75
68011000	Depr -UPIS General	JE	31071528	6/30/2012	161.94
68011000	Depr -UPIS General	JE	31071528	6/30/2012	102.60
68011000	Depr -UPIS General	JE	31071528	6/30/2012	879.68
68011000	Depr -UPIS General	JE	31071528	6/30/2012	96.51
68011000	Depr -UPIS General	JE	31071528	6/30/2012	185.66

Kentucky American Water Company  
Case No. 2012-00520  
Response to PSC DR1, Item 31

Account	Description	Doc Type	Document Number	Posting Date	Amount
68011000	Depr -UPIS General	JE	31071528	6/30/2012	166.69
68011000	Depr -UPIS General	JE	31071528	6/30/2012	526.15
68011000	Depr -UPIS General	JE	31071528	6/30/2012	16.98
68011000	Depr -UPIS General	JE	31071528	6/30/2012	28.12
68011000	Depr -UPIS General	JE	31071528	6/30/2012	7.06
68011000	Depr -UPIS General	JE	31071528	6/30/2012	7.42
68011000	Depr -UPIS General	JE	31071528	6/30/2012	47.32
68011000	Depr -UPIS General	JE	31071528	6/30/2012	408.54
68012000	Depr -Amort CIAC Tx	DP	31071386	6/30/2012	(23,089.50)
68012000	Depr -Amort CIAC Tx	DP	31071386	6/30/2012	(36.28)
68012500	Depr-Amort CIAC Nntx	DP	31071386	6/30/2012	(5,162.84)
68012500	Depr-Amort CIAC Nntx	DP	31071386	6/30/2012	(5,736.16)
68012500	Depr-Amort CIAC Nntx	DP	31071386	6/30/2012	(2,153.22)
68012500	Depr-Amort CIAC Nntx	DP	31071386	6/30/2012	30.80
68012500	Depr-Amort CIAC Nntx	DP	31071386	6/30/2012	(85,759.00)
68012500	Depr-Amort CIAC Nntx	JE	31071528	6/30/2012	(37.35)
68012500	Depr-Amort CIAC Nntx	JE	31071528	6/30/2012	(2,489.84)
68012500	Depr-Amort CIAC Nntx	JE	31071528	6/30/2012	(3,853.97)
68012500	Depr-Amort CIAC Nntx	JE	31071528	6/30/2012	(1,324.57)
68012500	Depr-Amort CIAC Nntx	JE	31071528	6/30/2012	(169.27)
68012500	Depr-Amort CIAC Nntx	JE	31071528	6/30/2012	(288.14)
68012500	Depr-Amort CIAC Nntx	JE	31071528	6/30/2012	(13.52)
68012500	Depr-Amort CIAC Nntx	JE	31071528	6/30/2012	(69.23)
68254000	Amort-RegAsset AFUDC	JU	30092822	6/30/2012	11,190.13
68255000	Amort-UPAA	JU	907	6/30/2012	697.33
68255000	Amort-UPAA	JU	30009706	6/30/2012	16.06
68257000	Amort-Prop Losses	JR	100	6/30/2012	4,756.67
68258000	Amort-Reg Asset	JU	30092823	6/30/2012	575.00
68311000	Rem Costs-ARO/NNS	DP	31071386	6/30/2012	163,197.86
68311000	Rem Costs-ARO/NNS	DP	31071386	6/30/2012	2,622.53
68311000	Rem Costs-ARO/NNS	DP	31071386	6/30/2012	2,177.20
68311000	Rem Costs-ARO/NNS	JE	31071528	6/30/2012	293.44
68311000	Rem Costs-ARO/NNS	JE	31071528	6/30/2012	42.97
68311000	Rem Costs-ARO/NNS	JE	31071528	6/30/2012	1.11
68311000	Rem Costs-ARO/NNS	JE	31071528	6/30/2012	(0.86)
68311000	Rem Costs-ARO/NNS	JE	31071528	6/30/2012	1.30
68311000	Rem Costs-ARO/NNS	JE	31071528	6/30/2012	3.68
68311000	Rem Costs-ARO/NNS	JE	31071528	6/30/2012	10.15
68311000	Rem Costs-ARO/NNS	JE	31071528	6/30/2012	56.98
68311000	Rem Costs-ARO/NNS	JE	31071528	6/30/2012	47.78
68311000	Rem Costs-ARO/NNS	JE	31071528	6/30/2012	3.97
68311000	Rem Costs-ARO/NNS	JE	31071528	6/30/2012	3.25
68311000	Rem Costs-ARO/NNS	JE	31071528	6/30/2012	11.86
68311000	Rem Costs-ARO/NNS	JE	31071528	6/30/2012	302.25
68311000	Rem Costs-ARO/NNS	JE	31071528	6/30/2012	0.12
68311000	Rem Costs-ARO/NNS	JE	31071528	6/30/2012	44.58
68311000	Rem Costs-ARO/NNS	JE	31071528	6/30/2012	4.76
68311000	Rem Costs-ARO/NNS	JE	31071528	6/30/2012	(175.02)
68311000	Rem Costs-ARO/NNS	JE	31071528	6/30/2012	(19.20)
68311000	Rem Costs-ARO/NNS	JE	31071528	6/30/2012	(27.68)
68311000	Rem Costs-ARO/NNS	JE	31071528	6/30/2012	(24.85)
68311000	Rem Costs-ARO/NNS	JE	31071528	6/30/2012	(78.92)
68311000	Rem Costs-ARO/NNS	JE	31071528	6/30/2012	(1.12)

Kentucky American Water Company  
Case No. 2012-00520  
Response to PSC DR1, Item 31

Account	Description	Doc Type	Document Number	Posting Date	Amount
68311000	Rem Costs-ARO/NNS	JE	31071528	6/30/2012	(60.91)
68520000	Property Taxes	JH	6	6/30/2012	341,933.42
68533000	FICA	JE	31049713	6/30/2012	17,767.00
68545000	Utility Reg Assessme	JH	4	6/30/2012	9,438.11
69011000	FIT-Current	JE	31071892	6/30/2012	(867.00)
69011000	FIT-Current	JE	31072120	6/30/2012	235,815.97
69021000	SIT-Current	JE	31071892	6/30/2012	2,477.00
69021000	SIT-Current	JE	31072120	6/30/2012	47,367.63
69031000	FIT-Oth Inc&Ded CY	JE	31072120	6/30/2012	2,789.59
69041000	SIT-Oth Inc&Ded CY	JE	31072120	6/30/2012	508.74
69063000	Def FIT-RegAsst/Liab	JT	30092822	6/30/2012	37,714.41
69063000	Def FIT-RegAsst/Liab	JT	30092822	6/30/2012	2,158.75
69063000	Def FIT-RegAsst/Liab	JT	30092822	6/30/2012	(1,698.65)
69063000	Def FIT-RegAsst/Liab	JT	30092822	6/30/2012	(11,029.58)
69063000	Def FIT-RegAsst/Liab	JT	30092822	6/30/2012	(365.33)
69063000	Def FIT-RegAsst/Liab	JT	30092822	6/30/2012	(300.91)
69063000	Def FIT-RegAsst/Liab	JT	30092822	6/30/2012	(2,750.67)
69065000	Def FIT-Other	JE	31072120	6/30/2012	899,138.63
69073000	Def SIT-RegAsst/Liab	JT	30092822	6/30/2012	6,878.01
69073000	Def SIT-RegAsst/Liab	JT	30092822	6/30/2012	137.75
69073000	Def SIT-RegAsst/Liab	JT	30092822	6/30/2012	(2,199.58)
69073000	Def SIT-RegAsst/Liab	JT	30092822	6/30/2012	(309.68)
69073000	Def SIT-RegAsst/Liab	JT	30092822	6/30/2012	(704.00)
69073000	Def SIT-RegAsst/Liab	JT	30092822	6/30/2012	(66.67)
69073000	Def SIT-RegAsst/Liab	JT	30092822	6/30/2012	(54.92)
69073000	Def SIT-RegAsst/Liab	JT	30092822	6/30/2012	(501.66)
69073000	Def SIT-RegAsst/Liab	JT	30092822	6/30/2012	(1,857.42)
69073500	Def SIT-Other	JE	31072120	6/30/2012	159,614.99
69522000	ITC Restored-3%	JT	30092822	6/30/2012	(637.67)
69523000	ITC Restored-4%	JT	30092822	6/30/2012	(525.42)
69524000	ITC Restored-10%	JT	30092822	6/30/2012	(5,903.33)
70510000	AFUDC-Equity	F6	31071515	6/30/2012	(52,702.40)
70510000	AFUDC-Equity	F6	31071515	6/30/2012	(13,319.59)
70510000	AFUDC-Equity	F6	31071515	6/30/2012	(1,605.24)
70510000	AFUDC-Equity	F6	31071515	6/30/2012	(59.20)
71511000	M&J Revenues	RI	10181147	6/30/2012	(8,083.17)
71511000	M&J Revenues	RI	10181178	6/30/2012	(1,183.76)
71511000	M&J Revenues	JE	31071425	6/30/2012	(620.00)
71521000	M&J Expenses	CC	31053099	6/30/2012	10.00
71521000	M&J Expenses	CC	31053099	6/30/2012	10.00
71521000	M&J Expenses	CC	31053099	6/30/2012	10.00
71521000	M&J Expenses	CC	31055335	6/30/2012	10.00
71521000	M&J Expenses	CC	31056292	6/30/2012	10.00
71521000	M&J Expenses	CC	31058244	6/30/2012	10.00
71521000	M&J Expenses	JE	300	6/30/2012	460.00
75510000	Amort UPAA	JU	908	6/30/2012	(35.38)
75820000	Othr Income Deductns	CC	31055334	6/30/2012	570.00
75840000	Lobbying Expenses	JR	1212	6/30/2012	469.72
81010000	Interest LTD	JR	1000	6/30/2012	(10,875.79)
81010000	Interest LTD	JE	103	6/30/2012	221,947.92
81010000	Interest LTD	JE	103	6/30/2012	39,246.67
81010000	Interest LTD	JE	103	6/30/2012	50,677.50
81010000	Interest LTD	JE	105	6/30/2012	243,600.00

Kentucky American Water Company  
Case No. 2012-00520  
Response to PSC DR1, Item 31

Account	Description	Doc Type	Document Number	Posting Date	Amount
81010000	Interest LTD	JE	105	6/30/2012	314,550.00
81015000	Interest LTD Interco	JE	103	6/30/2012	210,416.67
81015000	Interest LTD Interco	JE	103	6/30/2012	228,526.04
81015000	Interest LTD Interco	JE	103	6/30/2012	483,437.50
81015000	Interest LTD Interco	JE	103	6/30/2012	645,564.58
81015000	Interest LTD Interco	JE	103	6/30/2012	112,576.39
81015000	Interest LTD Interco	JE	105	6/30/2012	1,418,437.50
81015000	Interest LTD Interco	JE	105	6/30/2012	698,750.00
81020000	Div Decl P/S w/ MRR	JE	103	6/30/2012	31,762.50
81020000	Div Decl P/S w/ MRR	JE	105	6/30/2012	95,287.50
81315000	Interest STD Interco	JE	125	6/30/2012	7,075.48
82010000	Amort Debt Disc&Exp	JR	300	6/30/2012	665.38
82015000	Amort Dbt Dsc&Ex I/C	JR	500	6/30/2012	77.75
82015000	Amort Dbt Dsc&Ex I/C	JR	500	6/30/2012	1,381.14
82015000	Amort Dbt Dsc&Ex I/C	JR	501	6/30/2012	1,699.18
82015000	Amort Dbt Dsc&Ex I/C	JR	502	6/30/2012	1,084.02
82015000	Amort Dbt Dsc&Ex I/C	JR	503	6/30/2012	905.46
82020000	Amort P/S Exp w/ MRR	JR	400	6/30/2012	64.24
85000000	AFUDC Debt	FO	31071514	6/30/2012	(1,231.42)
85000000	AFUDC Debt	FO	31071514	6/30/2012	(20,230.12)
85000000	AFUDC Debt	FO	31071514	6/30/2012	(10,217.74)
85000000	AFUDC Debt	FO	31071514	6/30/2012	(45.42)
86021500	Div Decl Com Stk I/C	DT	120	6/30/2012	1,426,325.81
86031000	Div Dec Pref Stk	JE	103	6/30/2012	5,589.00
86031000	Div Dec Pref Stk	JE	103	6/30/2012	7,135.00
86031000	Div Dec Pref Stk	JE	103	6/30/2012	6,682.50
40112000	Res Sales Unbilled	JE	31049595	7/1/2012	2,354,272.16
40112000	Res Sales Unbilled	JE	12120608	7/1/2012	258,807.83
40121000	Com Sales Billed	JE	166	7/1/2012	(7,495.47)
40121000	Com Sales Billed	JE	166	7/1/2012	(122.96)
40122000	Com Sales Unbilled	JE	31049595	7/1/2012	1,182,326.06
40122000	Com Sales Unbilled	JE	12120608	7/1/2012	150,985.01
40132000	Ind Sales Unbilled	JE	31049595	7/1/2012	111,378.19
40152000	Publ Auth Unbilled	JE	31049595	7/1/2012	336,251.29
40152000	Publ Auth Unbilled	JE	12120608	7/1/2012	45,298.35
40162000	SalesforRsls Unbilld	JE	31049595	7/1/2012	139,533.98
40222000	Com WW Svc Unbilled	JE	166	7/1/2012	(5,463.99)
40231000	Ind WW Svc Billed	RR	10180500	7/1/2012	(500.00)
40310200	OthRev-Rent	RR	10180463	7/1/2012	(95.00)
40310200	OthRev-Rent	RR	10180609	7/1/2012	(2,300.00)
40310200	OthRev-Rent	RR	10180639	7/1/2012	(2,848.73)
40310200	OthRev-Rent	RR	10180649	7/1/2012	(2,665.62)
40310300	OthRev-CFO	JE	50	7/1/2012	73,118.19
40310300	OthRev-CFO	JE	50	7/1/2012	27,255.81
40310300	OthRev-CFO	JE	50	7/1/2012	186.44
40310300	OthRev-CFO	JE	50	7/1/2012	36,199.84
50101305	Labor Oper WT SupEng	JE	31049655	7/1/2012	(2,971.00)
50101400	Labor Oper TD	JE	31049655	7/1/2012	(2,753.00)
50101405	Labor Oper TD SupEng	JE	31049655	7/1/2012	(2,492.00)
50101405	Labor Oper TD SupEng	JE	31049655	7/1/2012	(719.00)
50101600	Labor Oper AG	JE	31049655	7/1/2012	(7,024.00)
50101600	Labor Oper AG	JE	31049655	7/1/2012	(6,477.00)
50101600	Labor Oper AG	JE	31049655	7/1/2012	(886.00)

Kentucky American Water Company  
Case No. 2012-00520  
Response to PSC DR1, Item 31

Account	Description	Doc Type	Document Number	Posting Date	Amount
50101600	Labor Oper AG	JE	31049655	7/1/2012	(2,035.00)
50101600	Labor Oper AG	JE	31049655	7/1/2012	(3,278.00)
50101600	Labor Oper AG	JE	31049655	7/1/2012	(20,741.00)
50101600	Labor Oper AG	JE	31049655	7/1/2012	(54,341.00)
50101600	Labor Oper AG	JE	31049655	7/1/2012	(4,012.00)
50101600	Labor Oper AG	JE	31049655	7/1/2012	(6,827.00)
50421000	401k Expense	JE	31049479	7/1/2012	(2,755.00)
50422000	DCP Expense	JE	31049456	7/1/2012	(3,472.00)
50550000	Group Insur Expense	RR	10180341	7/1/2012	(196.34)
50550000	Group Insur Expense	RR	10180342	7/1/2012	(463.00)
50550000	Group Insur Expense	RR	10180372	7/1/2012	(50.00)
50550000	Group Insur Expense	RR	10180471	7/1/2012	(463.00)
50550000	Group Insur Expense	RR	10180477	7/1/2012	(463.00)
50550000	Group Insur Expense	RR	10180478	7/1/2012	(578.34)
51010000	Purchased Water	JE	205	7/1/2012	(25,947.20)
51010000	Purchased Water	JE	205	7/1/2012	(4,135.00)
51010000	Purchased Water	JE	205	7/1/2012	(12,986.00)
51010000	Purchased Water	JE	205	7/1/2012	(1,812.00)
51110000	Waste Disposal	JE	155	7/1/2012	(2,290.50)
51110000	Waste Disposal	JE	156	7/1/2012	(533.92)
51510012	Purchased Power P	JE	155	7/1/2012	(31,116.07)
51510012	Purchased Power P	JE	155	7/1/2012	(3,228.30)
51510012	Purchased Power P	JE	155	7/1/2012	(204.73)
51510012	Purchased Power P	JE	155	7/1/2012	(690.56)
51510012	Purchased Power P	JE	157	7/1/2012	(6,429.77)
51510012	Purchased Power P	JE	157	7/1/2012	(15,160.11)
51510012	Purchased Power P	JE	156	7/1/2012	(7,253.16)
51510012	Purchased Power P	JE	156	7/1/2012	(752.52)
51510012	Purchased Power P	JE	156	7/1/2012	(47.72)
51510012	Purchased Power P	JE	156	7/1/2012	(160.97)
51510013	Purchased Power WT	JE	155	7/1/2012	(238,497.12)
51510013	Purchased Power WT	JE	155	7/1/2012	(23,282.10)
51510013	Purchased Power WT	JE	155	7/1/2012	(44,716.84)
51510013	Purchased Power WT	JE	155	7/1/2012	(9,812.14)
51510013	Purchased Power WT	JE	155	7/1/2012	(1,807.74)
51510013	Purchased Power WT	JE	157	7/1/2012	(2,286.98)
51510013	Purchased Power WT	JE	157	7/1/2012	(3,003.78)
51510013	Purchased Power WT	JE	156	7/1/2012	(55,593.68)
51510013	Purchased Power WT	JE	156	7/1/2012	(5,427.06)
51510013	Purchased Power WT	JE	156	7/1/2012	(10,423.50)
51510013	Purchased Power WT	JE	156	7/1/2012	(2,287.21)
51510013	Purchased Power WT	JE	156	7/1/2012	(421.38)
51510014	Purchased Power TD	JE	155	7/1/2012	(10.22)
51510014	Purchased Power TD	JE	155	7/1/2012	(336.12)
51510014	Purchased Power TD	JE	156	7/1/2012	(2.38)
51510014	Purchased Power TD	JE	156	7/1/2012	(78.35)
51800000	Chemicals	JE	600	7/1/2012	(7,446.20)
52001400	M&S Oper TD	JE	160	7/1/2012	(645.53)
52001600	M&S Oper AG	JE	160	7/1/2012	(1,075.13)
52501400	Misc Oper TD	JE	148	7/1/2012	(94.54)
52501600	Misc Oper AG	JE	160	7/1/2012	(18,238.57)
52501600	Misc Oper AG	JE	333	7/1/2012	(72.29)
52501600	Misc Oper AG	JE	335	7/1/2012	(72.46)

## Kentucky American Water Company

Case No. 2012-00520

Response to PSC DR1, Item 31

Account	Description	Doc Type	Document Number	Posting Date	Amount
52510015	Bank Svc Charges-CA	JE	140	7/1/2012	(16,614.70)
52510015	Bank Svc Charges-CA	JE	141	7/1/2012	(17,054.74)
52520000	Collection Agencies	JE	316	7/1/2012	(3,345.07)
52520000	Collection Agencies	JE	334	7/1/2012	(2,212.95)
52520000	Collection Agencies	JE	334	7/1/2012	(228.47)
52526100	Credit Line Fees I/C	JE	129	7/1/2012	(5,117.02)
52532013	Electricity WT	JE	155	7/1/2012	(75.18)
52532013	Electricity WT	JE	155	7/1/2012	(48.61)
52532013	Electricity WT	JE	155	7/1/2012	(24.90)
52532013	Electricity WT	JE	156	7/1/2012	(17.52)
52532013	Electricity WT	JE	156	7/1/2012	(11.33)
52532013	Electricity WT	JE	156	7/1/2012	(5.80)
52532014	Electricity TD	JE	155	7/1/2012	(3,656.35)
52532014	Electricity TD	JE	155	7/1/2012	(736.91)
52532014	Electricity TD	JE	155	7/1/2012	(858.16)
52532014	Electricity TD	JE	156	7/1/2012	(852.30)
52532014	Electricity TD	JE	156	7/1/2012	(358.07)
52532016	Electricity AG	JE	155	7/1/2012	(5,939.00)
52532016	Electricity AG	JE	155	7/1/2012	(135.66)
52532016	Electricity AG	JE	156	7/1/2012	(1,384.38)
52532016	Electricity AG	JE	156	7/1/2012	(31.62)
52534000	Employee Expenses	JE	31071303	7/1/2012	(16,568.80)
52535000	Meals Deductible	JE	31071303	7/1/2012	(16,568.81)
52542015	Forms CA	JE	300	7/1/2012	(16,682.08)
52548014	Heating Oil/Gas TD	JE	155	7/1/2012	(440.18)
52548014	Heating Oil/Gas TD	JE	155	7/1/2012	(11.76)
52548014	Heating Oil/Gas TD	JE	156	7/1/2012	(102.61)
52548014	Heating Oil/Gas TD	JE	156	7/1/2012	(2.74)
52548016	Heating Oil/Gas AG	JE	155	7/1/2012	(1,011.90)
52548016	Heating Oil/Gas AG	JE	156	7/1/2012	(235.87)
52566016	Postage AG	JE	160	7/1/2012	(4,677.23)
52571100	Add'l Security Costs	JE	160	7/1/2012	(2,668.64)
52571100	Add'l Security Costs	JE	160	7/1/2012	(2,668.64)
52571100	Add'l Security Costs	JE	160	7/1/2012	(2,668.64)
52571100	Add'l Security Costs	JE	160	7/1/2012	(2,506.28)
52571100	Add'l Security Costs	JE	600	7/1/2012	(10,674.56)
52571100	Add'l Security Costs	JE	600	7/1/2012	(2,860.80)
52574013	Telephone WT	JE	148	7/1/2012	(1,980.63)
52574015	Telephone CA	JE	148	7/1/2012	(3,868.37)
52574016	Telephone AG	JE	148	7/1/2012	(13.60)
52574016	Telephone AG	JE	148	7/1/2012	(0.45)
52574016	Telephone AG	JE	148	7/1/2012	(1.22)
52574016	Telephone AG	JE	148	7/1/2012	(114.48)
52574016	Telephone AG	JE	148	7/1/2012	(45.06)
52574016	Telephone AG	JE	148	7/1/2012	(449.29)
52574016	Telephone AG	JE	148	7/1/2012	(1,180.42)
52574016	Telephone AG	JE	148	7/1/2012	(59.61)
52574113	Cell Phone WT	JE	148	7/1/2012	(48.60)
52574114	Cell Phone TD	JE	148	7/1/2012	(4.59)
52574114	Cell Phone TD	JE	148	7/1/2012	(225.99)
52574116	Cell Phone AG	JE	148	7/1/2012	(221.51)
52574116	Cell Phone AG	JE	148	7/1/2012	(306.75)
52574116	Cell Phone AG	JE	148	7/1/2012	(57.64)



Kentucky American Water Company  
Case No. 2012-00520  
Response to PSC DR1, Item 31

Account	Description	Doc Type	Document Number	Posting Date	Amount
52574116	Cell Phone AG	JE	148	7/1/2012	(50.16)
52574116	Cell Phone AG	JE	148	7/1/2012	(48.80)
52574116	Cell Phone AG	JE	148	7/1/2012	(715.33)
52574116	Cell Phone AG	JE	148	7/1/2012	(1,973.11)
52574116	Cell Phone AG	JE	148	7/1/2012	(279.24)
52574116	Cell Phone AG	JE	148	7/1/2012	(28.40)
52574116	Cell Phone AG	JE	148	7/1/2012	(70.53)
52574116	Cell Phone AG	JE	148	7/1/2012	(57.29)
52574116	Cell Phone AG	JE	148	7/1/2012	(123.25)
52574116	Cell Phone AG	JE	148	7/1/2012	(599.30)
52583011	Water & WW SS	JE	160	7/1/2012	(4,189.98)
53150013	Contr Svc-Other WT	JE	160	7/1/2012	(1,000.00)
53150013	Contr Svc-Other WT	JE	600	7/1/2012	(4,500.00)
53150014	Contr Svc-Other TD	JE	160	7/1/2012	(84.00)
53150014	Contr Svc-Other TD	JE	160	7/1/2012	(8,580.00)
53150014	Contr Svc-Other TD	JE	160	7/1/2012	(1,347.80)
53150014	Contr Svc-Other TD	JE	160	7/1/2012	(2,968.56)
53150014	Contr Svc-Other TD	JE	600	7/1/2012	(4,970.00)
53150014	Contr Svc-Other TD	JE	600	7/1/2012	(3,018.00)
53150015	Contr Svc-Other CA	JE	30639	7/1/2012	(8,583.00)
53150015	Contr Svc-Other CA	JE	148	7/1/2012	(720.13)
53150016	Contr Svc-Other AG	JE	99061205	7/1/2012	(2,310.00)
53150016	Contr Svc-Other AG	JE	877	7/1/2012	(5,933.25)
53154000	Contr Svc-Audit Fees	JE	99061204	7/1/2012	(8,047.00)
53155000	Contr Svc-Legal	JE	175	7/1/2012	(139,313.61)
53155000	Contr Svc-Legal	JE	175	7/1/2012	(8,896.00)
53155000	Contr Svc-Legal	JE	175	7/1/2012	(5,213.08)
53155000	Contr Svc-Legal	JE	175	7/1/2012	(3,625.50)
55010200	Trans Lease Fuel	JE	242	7/1/2012	(376.81)
55010200	Trans Lease Fuel	JE	242	7/1/2012	(35.94)
55010200	Trans Lease Fuel	JE	242	7/1/2012	(3,352.56)
55010200	Trans Lease Fuel	JE	242	7/1/2012	(140.40)
55010200	Trans Lease Fuel	JE	242	7/1/2012	(46.00)
55010200	Trans Lease Fuel	JE	242	7/1/2012	(64.01)
55010200	Trans Lease Fuel	JE	242	7/1/2012	(444.23)
55010200	Trans Lease Fuel	JE	242	7/1/2012	(494.90)
55010200	Trans Lease Fuel	JE	240	7/1/2012	(1,076.59)
55010200	Trans Lease Fuel	JE	240	7/1/2012	(386.14)
55010200	Trans Lease Fuel	JE	240	7/1/2012	(17,448.00)
55010200	Trans Lease Fuel	JE	240	7/1/2012	(425.50)
55010200	Trans Lease Fuel	JE	240	7/1/2012	(607.49)
55010200	Trans Lease Fuel	JE	240	7/1/2012	(708.13)
55010200	Trans Lease Fuel	JE	240	7/1/2012	(505.63)
55010200	Trans Lease Fuel	JE	240	7/1/2012	(1,568.95)
55010200	Trans Lease Fuel	JE	240	7/1/2012	(2,774.17)
55010200	Trans Lease Fuel	JE	240	7/1/2012	(176.60)
55010300	Trans Lease Maint	JE	245	7/1/2012	(355.28)
55010300	Trans Lease Maint	JE	240	7/1/2012	117.52
55010300	Trans Lease Maint	JE	240	7/1/2012	(222.18)
55010300	Trans Lease Maint	JE	240	7/1/2012	18,229.64
55010300	Trans Lease Maint	JE	240	7/1/2012	1,378.48
55010300	Trans Lease Maint	JE	240	7/1/2012	(97.76)
55010300	Trans Lease Maint	JE	240	7/1/2012	(27.59)

Kentucky American Water Company  
Case No. 2012-00520  
Response to PSC DR1, Item 31

Account	Description	Doc Type	Document Number	Posting Date	Amount
55010300	Trans Lease Maint	JE	240	7/1/2012	(353.62)
55010300	Trans Lease Maint	JE	240	7/1/2012	246.82
55010300	Trans Lease Maint	JE	240	7/1/2012	6,238.63
55010300	Trans Lease Maint	JE	240	7/1/2012	(5.00)
55010300	Trans Lease Maint	JE	241	7/1/2012	(166.78)
55010300	Trans Lease Maint	JE	241	7/1/2012	(724.00)
55010300	Trans Lease Maint	JE	241	7/1/2012	(959.55)
62002100	M&S Maint SS	JE	160	7/1/2012	(576.34)
62002300	M&S Maint WT	JE	160	7/1/2012	(576.34)
62002300	M&S Maint WT	JE	600	7/1/2012	(3,000.00)
62002400	M&S Maint TD	JE	160	7/1/2012	(1,540.41)
62002400	M&S Maint TD	JE	160	7/1/2012	(2,474.60)
62002400	M&S Maint TD	JE	160	7/1/2012	(1,945.50)
62002400	M&S Maint TD	JE	160	7/1/2012	(2,470.61)
62502600	Misc Maint AG	JE	160	7/1/2012	(1,038.97)
62520700	Misc Main Pvg/Bckfill	JE	160	7/1/2012	(1,640.00)
62520700	Misc Main Pvg/Bckfill	JE	300	7/1/2012	(3,417.85)
62520700	Misc Main Pvg/Bckfill	JE	300	7/1/2012	(1,317.23)
68533000	FICA	JE	31049713	7/1/2012	(17,767.00)
71521000	M&J Expenses	JE	300	7/1/2012	(460.00)
81010000	Interest LTD	JE	103	7/1/2012	(221,947.92)
81010000	Interest LTD	JE	103	7/1/2012	(39,246.67)
81010000	Interest LTD	JE	103	7/1/2012	(50,677.50)
81015000	Interest LTD Interco	JE	103	7/1/2012	(210,416.67)
81015000	Interest LTD Interco	JE	103	7/1/2012	(228,526.04)
81015000	Interest LTD Interco	JE	103	7/1/2012	(483,437.50)
81015000	Interest LTD Interco	JE	103	7/1/2012	(645,564.58)
81015000	Interest LTD Interco	JE	103	7/1/2012	(112,576.39)
81020000	Div Decl P/S w/ MRR	JE	103	7/1/2012	(31,762.50)
86031000	Div Dec Pref Stk	JE	103	7/1/2012	(5,589.00)
86031000	Div Dec Pref Stk	JE	103	7/1/2012	(7,135.00)
86031000	Div Dec Pref Stk	JE	103	7/1/2012	(6,682.50)
40111000	Res Sales Billed	JE	31071426	7/2/2012	(433,794.15)
40111000	Res Sales Billed	JE	31071426	7/2/2012	427.66
40111000	Res Sales Billed	JE	31071426	7/2/2012	(32.28)
40121000	Com Sales Billed	JE	31071426	7/2/2012	(141,960.67)
40145000	Priv Fire Billed	JE	31071426	7/2/2012	(8,217.09)
40151000	Publ Auth Billed	JE	31071426	7/2/2012	(26,096.94)
40211000	Dom WW Svc Billed	JE	31071426	7/2/2012	(33.94)
40310400	OthRev-NSF Ck Chrg	JE	31071426	7/2/2012	(300.00)
40310400	OthRev-NSF Ck Chrg	JE	31071426	7/2/2012	(36.00)
40310500	OthRev-Appl/InitFee	JE	31071426	7/2/2012	(4,524.00)
40310500	OthRev-Appl/InitFee	JE	31071426	7/2/2012	(260.00)
40310700	OthRev-Reconnct Fee	JE	31071426	7/2/2012	(1,092.00)
50451000	Employee Awards	PV	43096486	7/2/2012	(126.22)
52001400	M&S Oper TD	PD	43128435	7/2/2012	(279.72)
52001400	M&S Oper TD	PV	43128449	7/2/2012	139.92
52001600	M&S Oper AG	PV	43128458	7/2/2012	1,075.13
52501400	Misc Oper TD	PV	43128455	7/2/2012	221.01
52514500	Charitb Don-H/Ed/En	PS	43128062	7/2/2012	7,500.00
52514600	Charitb Don-Commnty	PS	43128064	7/2/2012	10,000.00
52514904	Cust Edu Comm-Consrv	PS	43128065	7/2/2012	6,500.00
52535000	Meals Deductible	PV	43128463	7/2/2012	17.71

Kentucky American Water Company  
Case No. 2012-00520  
Response to PSC DR1, Item 31

Account	Description	Doc Type	Document Number	Posting Date	Amount
52556500	Low Income Pay Prog	PS	43128063	7/2/2012	15,000.00
52562516	Overnight Shippng AG	PV	43128462	7/2/2012	24.02
52571100	Add'l Security Costs	PV	43128460	7/2/2012	715.20
52571100	Add'l Security Costs	PV	43128461	7/2/2012	2,506.28
52571100	Add'l Security Costs	PV	43128464	7/2/2012	715.20
52571100	Add'l Security Costs	PV	43128467	7/2/2012	2,668.64
52571500	Software Licenses	PV	43127464	7/2/2012	121.65
52585000	Discounts Available	PN	8077	7/2/2012	(103.00)
52585000	Discounts Available	PN	8077	7/2/2012	(9.40)
52585000	Discounts Available	PN	8077	7/2/2012	(26.30)
57010015	Uncoll Accts Exp CA	JE	31071426	7/2/2012	(153.47)
57010015	Uncoll Accts Exp CA	JE	31071426	7/2/2012	(422.25)
62002100	M&S Maint SS	PV	43128468	7/2/2012	231.13
62002300	M&S Maint WT	PV	43128468	7/2/2012	231.14
62002400	M&S Maint TD	OV	10372159	7/2/2012	469.68
62002400	M&S Maint TD	OV	10372159	7/2/2012	28.18
62002400	M&S Maint TD	OV	10372159	7/2/2012	594.68
62002400	M&S Maint TD	OV	10372159	7/2/2012	35.68
62002400	M&S Maint TD	OV	10372159	7/2/2012	778.32
62002400	M&S Maint TD	OV	10372159	7/2/2012	46.70
62002400	M&S Maint TD	PV	43128446	7/2/2012	370.47
62520700	Misc Main Pvg/Bckfll	PV	43128434	7/2/2012	849.00
62520700	Misc Main Pvg/Bckfll	PV	43128476	7/2/2012	3,779.60
71521000	M&J Expenses	PV	43128434	7/2/2012	372.60
40111000	Res Sales Billed	JE	31071571	7/3/2012	(203,636.06)
40111000	Res Sales Billed	JE	31071571	7/3/2012	(85.40)
40121000	Com Sales Billed	JE	31071571	7/3/2012	(143,896.23)
40145000	Priv Fire Billed	JE	31071571	7/3/2012	(9,060.78)
40151000	Publ Auth Billed	JE	31071571	7/3/2012	(925.98)
40189900	Other Water Revenue	JE	31071571	7/3/2012	(640.00)
40310400	OthRev-NSF Ck Chrg	JE	31071571	7/3/2012	(96.00)
40310400	OthRev-NSF Ck Chrg	JE	31071571	7/3/2012	(12.00)
40310400	OthRev-NSF Ck Chrg	JE	31071571	7/3/2012	(12.00)
40310500	OthRev-Appl/InitFee	JE	31071571	7/3/2012	(4,186.00)
40310500	OthRev-Appl/InitFee	JE	31071571	7/3/2012	(104.00)
40310700	OthRev-Reconnct Fee	JE	31071571	7/3/2012	(1,118.00)
52501600	Misc Oper AG	PV	43129445	7/3/2012	5.74
52501600	Misc Oper AG	PV	43129445	7/3/2012	4.89
52501600	Misc Oper AG	PV	43129445	7/3/2012	0.34
52501600	Misc Oper AG	PV	43129445	7/3/2012	0.29
52501600	Misc Oper AG	PS	43129682	7/3/2012	1,760.00
52501600	Misc Oper AG	PS	43129683	7/3/2012	1,760.00
52532014	Electricity TD	EE	70021136	7/3/2012	20.17
52532014	Electricity TD	EE	70021137	7/3/2012	45.94
52532014	Electricity TD	EE	70021190	7/3/2012	9.93
52548014	Heating Oil/Gas TD	EE	70021100	7/3/2012	72.50
52550016	Janitorial AG	PR	43127651	7/3/2012	5,403.33
52574015	Telephone CA	TC	31071376	7/3/2012	3,264.33
52574015	Telephone CA	TC	31071377	7/3/2012	1,017.32
52574015	Telephone CA	TC	31071377	7/3/2012	1,412.59
52574016	Telephone AG	TC	31071321	7/3/2012	118.30
52574016	Telephone AG	TC	31071376	7/3/2012	311.28
52574016	Telephone AG	TC	31071376	7/3/2012	311.28

## Kentucky American Water Company

Case No. 2012-00520

Response to PSC DR1, Item 31

Account	Description	Doc Type	Document Number	Posting Date	Amount
52574016	Telephone AG	TC	31071376	7/3/2012	311.28
52574116	Cell Phone AG	TC	31071323	7/3/2012	40.00
52585000	Discounts Available	PK	62066018	7/3/2012	(4.15)
52585000	Discounts Available	PK	62066018	7/3/2012	(124.07)
52585000	Discounts Available	PK	62066018	7/3/2012	(38.53)
52585000	Discounts Available	PN	8081	7/3/2012	(17.54)
55000016	Trans Oper AG	PV	43129291	7/3/2012	42.91
57010015	Uncoll Accts Exp CA	JE	31071571	7/3/2012	(433.70)
62002400	M&S Maint TD	PV	43129288	7/3/2012	509.13
62002400	M&S Maint TD	IR	739902	7/4/2012	(5.98)
62002400	M&S Maint TD	IR	739902	7/4/2012	(60.08)
62002400	M&S Maint TD	IR	739902	7/4/2012	(14.39)
62002400	M&S Maint TD	IR	739902	7/4/2012	(5.98)
62002400	M&S Maint TD	IR	739902	7/4/2012	(20.88)
62002400	M&S Maint TD	IR	739902	7/4/2012	(7.47)
62002400	M&S Maint TD	IR	739903	7/4/2012	(5.76)
62002400	M&S Maint TD	IR	739903	7/4/2012	(28.08)
62002400	M&S Maint TD	IR	739904	7/4/2012	(132.26)
71521000	M&J Expenses	II	739905	7/4/2012	5.98
71521000	M&J Expenses	II	739905	7/4/2012	60.08
71521000	M&J Expenses	II	739905	7/4/2012	14.39
71521000	M&J Expenses	II	739905	7/4/2012	5.98
71521000	M&J Expenses	II	739905	7/4/2012	20.88
71521000	M&J Expenses	II	739905	7/4/2012	7.47
71521000	M&J Expenses	II	739906	7/4/2012	5.76
71521000	M&J Expenses	II	739906	7/4/2012	28.08
71521000	M&J Expenses	II	739907	7/4/2012	132.26
40111000	Res Sales Billed	JE	31071739	7/5/2012	(266,638.64)
40111000	Res Sales Billed	JE	31071739	7/5/2012	(26,701.11)
40111000	Res Sales Billed	JE	31071739	7/5/2012	(39.94)
40121000	Com Sales Billed	JE	31071739	7/5/2012	(102,236.59)
40121000	Com Sales Billed	JE	31071739	7/5/2012	(1,297.02)
40131000	Ind Sales Billed	JE	31071739	7/5/2012	(5,264.11)
40141000	Publ Fire Billed	JE	31071739	7/5/2012	(280,848.48)
40145000	Priv Fire Billed	JE	31071739	7/5/2012	(92,443.27)
40151000	Publ Auth Billed	JE	31071739	7/5/2012	(9,133.99)
40161000	Sls/Rsle Billed	JE	31071739	7/5/2012	(16,339.19)
40211000	Dom WW Svc Billed	JE	31071739	7/5/2012	(34.54)
40310400	OthRev-NSF Ck Chrg	JE	31071739	7/5/2012	(84.00)
40310400	OthRev-NSF Ck Chrg	JE	31071739	7/5/2012	(12.00)
40310500	OthRev-Appl/InitFee	JE	31071739	7/5/2012	(2,652.00)
40310500	OthRev-Appl/InitFee	JE	31071739	7/5/2012	(182.00)
40310500	OthRev-Appl/InitFee	JE	31071739	7/5/2012	(338.00)
40310700	OthRev-Reconnct Fee	JE	31071739	7/5/2012	(442.00)
40310700	OthRev-Reconnct Fee	JE	31071739	7/5/2012	(52.00)
52514700	Community Partnrshps	PS	43129724	7/5/2012	200.00
52532014	Electricity TD	EE	70021416	7/5/2012	21.77
52532014	Electricity TD	EE	70021417	7/5/2012	124.59
52585000	Discounts Available	PX	7747	7/5/2012	(4.60)
52585000	Discounts Available	PX	7747	7/5/2012	(2,592.70)
52585000	Discounts Available	PK	62066029	7/5/2012	(4.52)
52585000	Discounts Available	PK	62066029	7/5/2012	(95.74)
52585000	Discounts Available	PK	62066029	7/5/2012	(137.66)

## Kentucky American Water Company

Case No. 2012-00520

Response to PSC DR1, Item 31

Account	Description	Doc Type	Document Number	Posting Date	Amount
57010015	Uncoll Accts Exp CA	JE	31071739	7/5/2012	(57.97)
62002400	M&S Maint TD	II	739994	7/5/2012	29.03
62002400	M&S Maint TD	II	739995	7/5/2012	52.62
62002400	M&S Maint TD	II	739996	7/5/2012	40.76
62002400	M&S Maint TD	II	739997	7/5/2012	81.52
62002400	M&S Maint TD	II	739998	7/5/2012	40.20
62002400	M&S Maint TD	II	739999	7/5/2012	19.67
62002400	M&S Maint TD	II	739999	7/5/2012	25.85
62002400	M&S Maint TD	II	739999	7/5/2012	7.10
62002400	M&S Maint TD	II	739999	7/5/2012	40.76
62002400	M&S Maint TD	II	739999	7/5/2012	6.17
40111000	Res Sales Billed	JE	31071868	7/6/2012	(202,969.65)
40111000	Res Sales Billed	JE	31071868	7/6/2012	(11,405.89)
40111000	Res Sales Billed	JE	31071868	7/6/2012	(13,149.49)
40121000	Com Sales Billed	JE	31071868	7/6/2012	(233,201.94)
40121000	Com Sales Billed	JE	31071868	7/6/2012	(826.55)
40121000	Com Sales Billed	JE	31071868	7/6/2012	(5,869.45)
40131000	Ind Sales Billed	JE	31071868	7/6/2012	(191,685.38)
40131000	Ind Sales Billed	JE	31071868	7/6/2012	(338.09)
40145000	Priv Fire Billed	JE	31071868	7/6/2012	(5,023.98)
40151000	Publ Auth Billed	JE	31071868	7/6/2012	(398,042.19)
40151000	Publ Auth Billed	JE	31071868	7/6/2012	(335.34)
40161000	Sls/Rsle Billed	JE	31071868	7/6/2012	(52,917.83)
40211000	Dom WW Svc Billed	JE	31071868	7/6/2012	(13,797.29)
40221000	Com WW Svc Billed	JE	31071868	7/6/2012	(6,613.00)
40251000	PubAuth WW Billed	JE	31071868	7/6/2012	(434.33)
40310300	OthRev-CFO	PS	43130431	7/6/2012	(75.00)
40310300	OthRev-CFO	PS	43130432	7/6/2012	(200.00)
40310400	OthRev-NSF Ck Chrg	JE	31071868	7/6/2012	(48.00)
40310500	OthRev-Appl/InitFee	JE	31071868	7/6/2012	(3,458.00)
40310500	OthRev-Appl/InitFee	JE	31071868	7/6/2012	(52.00)
40310500	OthRev-Appl/InitFee	JE	31071868	7/6/2012	(26.00)
40310500	OthRev-Appl/InitFee	JE	31071868	7/6/2012	(156.00)
40310700	OthRev-Reconnct Fee	JE	31071868	7/6/2012	(1,560.00)
40310700	OthRev-Reconnct Fee	JE	31071868	7/6/2012	(130.00)
51010000	Purchased Water	PV	43130673	7/6/2012	3,522.69
51110000	Waste Disposal	EE	70021658	7/6/2012	938.36
51110000	Waste Disposal	EE	70021659	7/6/2012	1,011.33
51510012	Purchased Power P	EE	70021654	7/6/2012	142.15
51510012	Purchased Power P	EE	70021655	7/6/2012	2,128.10
51510012	Purchased Power P	EE	70021661	7/6/2012	5,376.33
51510013	Purchased Power WT	EE	70021651	7/6/2012	682.95
51510013	Purchased Power WT	EE	70021652	7/6/2012	3,095.04
51510013	Purchased Power WT	EE	70021653	7/6/2012	19,568.01
52532013	Electricity WT	EE	70021649	7/6/2012	42.66
52532013	Electricity WT	EE	70021664	7/6/2012	26.64
52532014	Electricity TD	EE	70021650	7/6/2012	35.09
52532014	Electricity TD	EE	70021656	7/6/2012	20.75
52532014	Electricity TD	EE	70021657	7/6/2012	27.94
52532014	Electricity TD	EE	70021660	7/6/2012	40.38
52532016	Electricity AG	EE	70021663	7/6/2012	6,313.53
52548014	Heating Oil/Gas TD	EE	70021662	7/6/2012	73.30
52548016	Heating Oil/Gas AG	EE	70021588	7/6/2012	73.77

## Kentucky American Water Company

Case No. 2012-00520

Response to PSC DR1, Item 31

Account	Description	Doc Type	Document Number	Posting Date	Amount
52585000	Discounts Available	PN	8085	7/6/2012	(10.21)
57010015	Uncoll Accts Exp CA	JE	31071868	7/6/2012	(160.17)
57010015	Uncoll Accts Exp CA	JE	31071868	7/6/2012	(402.67)
50101300	Labor Oper WT	T2	47827	7/8/2012	1,385.92
50101300	Labor Oper WT	T2	47827	7/8/2012	994.19
50101300	Labor Oper WT	T2	47827	7/8/2012	15,239.76
50101300	Labor Oper WT	T2	47827	7/8/2012	15,289.68
50101300	Labor Oper WT	T2	47827	7/8/2012	10,905.80
50101300	Labor Oper WT	T2	47827	7/8/2012	1,553.28
50101305	Labor Oper WT SupEng	T2	47827	7/8/2012	4,145.45
50101305	Labor Oper WT SupEng	T2	47827	7/8/2012	9,634.01
50101305	Labor Oper WT SupEng	T2	47827	7/8/2012	2,754.20
50101305	Labor Oper WT SupEng	T2	47827	7/8/2012	2,612.73
50101305	Labor Oper WT SupEng	T2	47827	7/8/2012	2,257.10
50101305	Labor Oper WT SupEng	T2	47827	7/8/2012	6,449.86
50101305	Labor Oper WT SupEng	T2	47827	7/8/2012	129.94
50101400	Labor Oper TD	T2	47827	7/8/2012	47,030.08
50101400	Labor Oper TD	T2	47827	7/8/2012	2,247.65
50101400	Labor Oper TD	T2	47827	7/8/2012	559.86
50101400	Labor Oper TD	T2	47827	7/8/2012	515.05
50101400	Labor Oper TD	T2	47827	7/8/2012	3,418.64
50101405	Labor Oper TD SupEng	T2	47827	7/8/2012	1,446.92
50101405	Labor Oper TD SupEng	T2	47827	7/8/2012	81.73
50101405	Labor Oper TD SupEng	T2	47827	7/8/2012	1,574.87
50101405	Labor Oper TD SupEng	T2	47827	7/8/2012	886.04
50101415	Labor Oper TD Lines	T2	47827	7/8/2012	3,147.55
50101415	Labor Oper TD Lines	T2	47827	7/8/2012	2,499.36
50101415	Labor Oper TD Lines	T2	47827	7/8/2012	149.96
50101415	Labor Oper TD Lines	T2	47827	7/8/2012	2,111.94
50101420	Labor Oper TD Meter	T2	47827	7/8/2012	13,033.45
50101500	Labor Oper CA	T2	47827	7/8/2012	1,380.50
50101500	Labor Oper CA	T2	47827	7/8/2012	224.23
50101510	Labor Oper CA MtrRd	T2	47827	7/8/2012	10,610.48
50101520	Labor Oper CA CstSrv	T2	47827	7/8/2012	1,919.94
50101600	Labor Oper AG	T2	47827	7/8/2012	16,716.41
50101600	Labor Oper AG	T2	47827	7/8/2012	0.00
50101600	Labor Oper AG	T2	47827	7/8/2012	2,048.89
50101600	Labor Oper AG	T2	47827	7/8/2012	3,800.95
50101600	Labor Oper AG	T2	47827	7/8/2012	7,367.10
50101600	Labor Oper AG	T2	47827	7/8/2012	504.42
50101600	Labor Oper AG	T2	47827	7/8/2012	145.56
50101600	Labor Oper AG	T2	47827	7/8/2012	2,358.63
50102300	Labor Maint WT	T2	47827	7/8/2012	196.56
50102300	Labor Maint WT	T2	47827	7/8/2012	3,341.52
50102300	Labor Maint WT	T2	47827	7/8/2012	2,948.40
50102305	Labor Mnt WT Sup&Eng	T2	47827	7/8/2012	1,597.99
50102400	Labor Maint TD	T2	47827	7/8/2012	577.15
50102410	Labor Mnt TD Str&Imp	T2	47827	7/8/2012	334.53
50102420	Labor Mnt TD Mains	T2	47827	7/8/2012	1,735.80
50102420	Labor Mnt TD Mains	T2	47827	7/8/2012	2,144.71
50102420	Labor Mnt TD Mains	T2	47827	7/8/2012	829.18
50102430	Labor Mnt TD Service	T2	47827	7/8/2012	8,288.27
50102430	Labor Mnt TD Service	T2	47827	7/8/2012	132.85

Kentucky American Water Company  
Case No. 2012-00520  
Response to PSC DR1, Item 31

Account	Description	Doc Type	Document Number	Posting Date	Amount
50102430	Labor Mnt TD Service	T2	47827	7/8/2012	79.71
50102430	Labor Mnt TD Service	T2	47827	7/8/2012	1,149.18
50102435	Labor Mnt TD Meter	T2	47827	7/8/2012	849.06
50102440	Labor Mnt TD Hydrant	T2	47827	7/8/2012	1,235.52
50102440	Labor Mnt TD Hydrant	T2	47827	7/8/2012	18.13
50102440	Labor Mnt TD Hydrant	T2	47827	7/8/2012	3,636.57
50111300	LaborOper NS OT WT	T2	47827	7/8/2012	332.63
50111300	LaborOper NS OT WT	T2	47827	7/8/2012	2,879.40
50111300	LaborOper NS OT WT	T2	47827	7/8/2012	2,465.00
50111300	LaborOper NS OT WT	T2	47827	7/8/2012	1,766.83
50111300	LaborOper NS OT WT	T2	47827	7/8/2012	544.93
50111305	LaborOperNS OT WT SE	T2	47827	7/8/2012	202.38
50111305	LaborOperNS OT WT SE	T2	47827	7/8/2012	121.11
50111305	LaborOperNS OT WT SE	T2	47827	7/8/2012	1,571.45
50111400	LaborOper NS OT TD	T2	47827	7/8/2012	367.53
50111400	LaborOper NS OT TD	T2	47827	7/8/2012	99.64
50111415	LaborOperNS OT TD Ln	T2	47827	7/8/2012	54.54
50111415	LaborOperNS OT TD Ln	T2	47827	7/8/2012	18.13
50111420	LaborOperNS OT TD Mt	T2	47827	7/8/2012	4,347.44
50111510	LaborOperNS OT CA MR	T2	47827	7/8/2012	1,823.23
50112100	LaborMaint NS OT SS	T2	47827	7/8/2012	98.28
50112100	LaborMaint NS OT SS	T2	47827	7/8/2012	221.13
50112300	LaborMaint NS OT WT	T2	47827	7/8/2012	368.55
50112300	LaborMaint NS OT WT	T2	47827	7/8/2012	1,048.59
50112300	LaborMaint NS OT WT	T2	47827	7/8/2012	457.10
50112305	LaborMaintNSOT WT SE	T2	47827	7/8/2012	102.44
50112305	LaborMaintNSOT WT SE	T2	47827	7/8/2012	245.84
50112400	LaborMaint NS OT TD	T2	47827	7/8/2012	37.38
50112400	LaborMaint NS OT TD	T2	47827	7/8/2012	304.04
50112410	LaborMaintNSOT TD SI	T2	47827	7/8/2012	34.61
50112420	LaborMaintNSOT TD Mn	T2	47827	7/8/2012	504.57
50112420	LaborMaintNSOT TD Mn	T2	47827	7/8/2012	1,201.41
50112430	LaborMaintNSOT TD Sv	T2	47827	7/8/2012	2,024.43
50112440	LaborMaintNSOT TD Hy	T2	47827	7/8/2012	543.80
50121300	LaborOper OT WT	T2	47827	7/8/2012	1,585.72
50121300	LaborOper OT WT	T2	47827	7/8/2012	923.76
50121300	LaborOper OT WT	T2	47827	7/8/2012	605.69
50171000	Annual Incent Plan	T3	47828	7/8/2012	3,180.51
50171000	Annual Incent Plan	T3	47828	7/8/2012	628.35
50171000	Annual Incent Plan	T3	47828	7/8/2012	212.87
50171000	Annual Incent Plan	T3	47828	7/8/2012	271.37
50171000	Annual Incent Plan	T3	47828	7/8/2012	692.72
50171000	Annual Incent Plan	T3	47828	7/8/2012	549.80
50171000	Annual Incent Plan	T3	47828	7/8/2012	2,377.79
50171000	Annual Incent Plan	T3	47828	7/8/2012	681.74
50171000	Annual Incent Plan	T3	47828	7/8/2012	257.25
50171000	Annual Incent Plan	T3	47828	7/8/2012	321.54
50421000	401k Expense	T3	47828	7/8/2012	446.77
50421000	401k Expense	T3	47828	7/8/2012	0.01
50421000	401k Expense	T3	47828	7/8/2012	81.96
50421000	401k Expense	T3	47828	7/8/2012	27.18
50421000	401k Expense	T3	47828	7/8/2012	186.79
50421000	401k Expense	T3	47828	7/8/2012	220.23

## Kentucky American Water Company

Case No. 2012-00520

Response to PSC DR1, Item 31

Account	Description	Doc Type	Document Number	Posting Date	Amount
50421000	401k Expense	T3	47828	7/8/2012	1,650.84
50421000	401k Expense	T3	47828	7/8/2012	0.13
50421000	401k Expense	T3	47828	7/8/2012	38.26
50421000	401k Expense	T3	47828	7/8/2012	113.72
50421000	401k Expense	T3	47828	7/8/2012	64.39
50421000	401k Expense	T3	47828	7/8/2012	32.29
50421000	401k Expense	T3	47828	7/8/2012	75.14
50421000	401k Expense	T3	47828	7/8/2012	5.85
50421000	401k Expense	T3	47828	7/8/2012	3.32
50421000	401k Expense	T3	47828	7/8/2012	1.99
50421000	401k Expense	T3	47828	7/8/2012	13.99
50421000	401k Expense	T3	47828	7/8/2012	285.53
50421000	401k Expense	T3	47828	7/8/2012	297.54
50421000	401k Expense	T3	47828	7/8/2012	472.45
50421000	401k Expense	T3	47828	7/8/2012	256.14
50421000	401k Expense	T3	47828	7/8/2012	210.85
50421000	401k Expense	T3	47828	7/8/2012	125.26
50421000	401k Expense	T3	47828	7/8/2012	82.90
50421000	401k Expense	T3	47828	7/8/2012	16.67
50421000	401k Expense	T3	47828	7/8/2012	16.67
50421000	401k Expense	T3	47828	7/8/2012	5.20
50422000	DCP Expense	T3	47828	7/8/2012	100.96
50422000	DCP Expense	T3	47828	7/8/2012	103.38
50422000	DCP Expense	T3	47828	7/8/2012	142.47
50422000	DCP Expense	T3	47828	7/8/2012	158.21
50422000	DCP Expense	T3	47828	7/8/2012	200.06
50422000	DCP Expense	T3	47828	7/8/2012	2,150.36
50422000	DCP Expense	T3	47828	7/8/2012	82.01
50422000	DCP Expense	T3	47828	7/8/2012	197.35
50422000	DCP Expense	T3	47828	7/8/2012	222.93
50422000	DCP Expense	T3	47828	7/8/2012	68.38
50422000	DCP Expense	T3	47828	7/8/2012	48.45
50422000	DCP Expense	T3	47828	7/8/2012	15.75
50422000	DCP Expense	T3	47828	7/8/2012	103.99
50422000	DCP Expense	T3	47828	7/8/2012	448.60
50422000	DCP Expense	T3	47828	7/8/2012	598.49
50422000	DCP Expense	T3	47828	7/8/2012	575.39
50422000	DCP Expense	T3	47828	7/8/2012	285.62
50422000	DCP Expense	T3	47828	7/8/2012	105.41
50422000	DCP Expense	T3	47828	7/8/2012	191.85
50422000	DCP Expense	T3	47828	7/8/2012	37.98
50422000	DCP Expense	T3	47828	7/8/2012	21.10
50422000	DCP Expense	T3	47828	7/8/2012	13.64
50426000	Retiree Medical Exp	T3	47828	7/8/2012	380.68
50426000	Retiree Medical Exp	T3	47828	7/8/2012	29.17
50426000	Retiree Medical Exp	T3	47828	7/8/2012	84.38
50426000	Retiree Medical Exp	T3	47828	7/8/2012	68.07
50426000	Retiree Medical Exp	T3	47828	7/8/2012	27.01
50426000	Retiree Medical Exp	T3	47828	7/8/2012	83.34
50426000	Retiree Medical Exp	T3	47828	7/8/2012	83.34
50510100	PBOP Cap Credits	T3	47828	7/8/2012	19,762.31
50510100	PBOP Cap Credits	T3	47828	7/8/2012	124.03
50510100	PBOP Cap Credits	T3	47828	7/8/2012	60.69



## Kentucky American Water Company

Case No. 2012-00520

Response to PSC DR1, Item 31

Account	Description	Doc Type	Document Number	Posting Date	Amount
50510100	PBOP Cap Credits	T3	47828	7/8/2012	312.58
50510100	PBOP Cap Credits	T3	47828	7/8/2012	277.27
50510100	PBOP Cap Credits	T3	47828	7/8/2012	23.04
50510100	PBOP Cap Credits	T3	47828	7/8/2012	18.83
50510100	PBOP Cap Credits	T3	47828	7/8/2012	85.48
50550000	Group Insur Expense	T3	47828	7/8/2012	196.73
50550000	Group Insur Expense	T3	47828	7/8/2012	1,710.01
50550000	Group Insur Expense	T3	47828	7/8/2012	9.77
50550000	Group Insur Expense	T3	47828	7/8/2012	11.05
50550000	Group Insur Expense	T3	47828	7/8/2012	125.63
50550000	Group Insur Expense	T3	47828	7/8/2012	7.11
50550000	Group Insur Expense	T3	47828	7/8/2012	5.58
50550000	Group Insur Expense	T3	47828	7/8/2012	736.07
50550000	Group Insur Expense	T3	47828	7/8/2012	613.34
50550000	Group Insur Expense	T3	47828	7/8/2012	395.51
50550000	Group Insur Expense	T3	47828	7/8/2012	549.08
50550000	Group Insur Expense	T3	47828	7/8/2012	233.83
50550100	Group Ins Cap Creds	T3	47828	7/8/2012	44,251.71
50550100	Group Ins Cap Creds	T3	47828	7/8/2012	1.94
50550100	Group Ins Cap Creds	T3	47828	7/8/2012	443.94
50550100	Group Ins Cap Creds	T3	47828	7/8/2012	699.38
50550100	Group Ins Cap Creds	T3	47828	7/8/2012	846.91
50550100	Group Ins Cap Creds	T3	47828	7/8/2012	568.32
50550100	Group Ins Cap Creds	T3	47828	7/8/2012	497.40
50550100	Group Ins Cap Creds	T3	47828	7/8/2012	41.22
50550100	Group Ins Cap Creds	T3	47828	7/8/2012	27.29
50550100	Group Ins Cap Creds	T3	47828	7/8/2012	22.31
50550100	Group Ins Cap Creds	T3	47828	7/8/2012	101.27
50610100	Pension Cap Credits	T3	47828	7/8/2012	30,713.48
50610100	Pension Cap Credits	T3	47828	7/8/2012	192.76
50610100	Pension Cap Credits	T3	47828	7/8/2012	94.35
50610100	Pension Cap Credits	T3	47828	7/8/2012	485.81
50610100	Pension Cap Credits	T3	47828	7/8/2012	430.89
50610100	Pension Cap Credits	T3	47828	7/8/2012	35.80
50610100	Pension Cap Credits	T3	47828	7/8/2012	29.26
50610100	Pension Cap Credits	T3	47828	7/8/2012	132.84
55000100	Trans Cap Credits	T3	47828	7/8/2012	1,132.12
55000100	Trans Cap Credits	T3	47828	7/8/2012	15.51
55000100	Trans Cap Credits	T3	47828	7/8/2012	142.64
55000100	Trans Cap Credits	T3	47828	7/8/2012	269.87
55000100	Trans Cap Credits	T3	47828	7/8/2012	558.88
55000100	Trans Cap Credits	T3	47828	7/8/2012	4,157.24
55000100	Trans Cap Credits	T3	47828	7/8/2012	6,792.63
55000100	Trans Cap Credits	T3	47828	7/8/2012	0.74
55000100	Trans Cap Credits	T3	47828	7/8/2012	169.47
55000100	Trans Cap Credits	T3	47828	7/8/2012	267.00
55000100	Trans Cap Credits	T3	47828	7/8/2012	323.28
55000100	Trans Cap Credits	T3	47828	7/8/2012	216.97
55000100	Trans Cap Credits	T3	47828	7/8/2012	189.87
55000100	Trans Cap Credits	T3	47828	7/8/2012	15.74
55000100	Trans Cap Credits	T3	47828	7/8/2012	10.41
55000100	Trans Cap Credits	T3	47828	7/8/2012	8.51
55000100	Trans Cap Credits	T3	47828	7/8/2012	38.66

## Kentucky American Water Company

Case No. 2012-00520

Response to PSC DR1, Item 31

Account	Description	Doc Type	Document Number	Posting Date	Amount
55000100	Trans Cap Credits	T3	47828	7/8/2012	692.61
55000100	Trans Cap Credits	T3	47828	7/8/2012	1,454.25
55000100	Trans Cap Credits	T3	47828	7/8/2012	639.82
55000100	Trans Cap Credits	T3	47828	7/8/2012	401.45
55000100	Trans Cap Credits	T3	47828	7/8/2012	512.04
55000100	Trans Cap Credits	T3	47828	7/8/2012	122.57
55720100	Ins W/C Cap Credits	T3	47828	7/8/2012	4,520.26
55720100	Ins W/C Cap Credits	T3	47828	7/8/2012	0.20
55720100	Ins W/C Cap Credits	T3	47828	7/8/2012	45.36
55720100	Ins W/C Cap Credits	T3	47828	7/8/2012	71.44
55720100	Ins W/C Cap Credits	T3	47828	7/8/2012	86.53
55720100	Ins W/C Cap Credits	T3	47828	7/8/2012	58.05
55720100	Ins W/C Cap Credits	T3	47828	7/8/2012	50.81
55720100	Ins W/C Cap Credits	T3	47828	7/8/2012	4.21
55720100	Ins W/C Cap Credits	T3	47828	7/8/2012	2.78
55720100	Ins W/C Cap Credits	T3	47828	7/8/2012	2.27
55720100	Ins W/C Cap Credits	T3	47828	7/8/2012	10.34
68533000	FICA	T3	47828	7/8/2012	541.37
68533000	FICA	T3	47828	7/8/2012	0.01
68533000	FICA	T3	47828	7/8/2012	149.96
68533000	FICA	T3	47828	7/8/2012	280.57
68533000	FICA	T3	47828	7/8/2012	532.53
68533000	FICA	T3	47828	7/8/2012	495.61
68533000	FICA	T3	47828	7/8/2012	7,063.08
68533000	FICA	T3	47828	7/8/2012	1.34
68533000	FICA	T3	47828	7/8/2012	171.11
68533000	FICA	T3	47828	7/8/2012	225.08
68533000	FICA	T3	47828	7/8/2012	308.05
68533000	FICA	T3	47828	7/8/2012	158.66
68533000	FICA	T3	47828	7/8/2012	184.67
68533000	FICA	T3	47828	7/8/2012	11.24
68533000	FICA	T3	47828	7/8/2012	9.77
68533000	FICA	T3	47828	7/8/2012	5.86
68533000	FICA	T3	47828	7/8/2012	41.20
68533000	FICA	T3	47828	7/8/2012	805.63
68533000	FICA	T3	47828	7/8/2012	1,999.04
68533000	FICA	T3	47828	7/8/2012	1,846.80
68533000	FICA	T3	47828	7/8/2012	1,260.21
68533000	FICA	T3	47828	7/8/2012	802.85
68533000	FICA	T3	47828	7/8/2012	336.42
68533000	FICA	T3	47828	7/8/2012	597.46
68533000	FICA	T3	47828	7/8/2012	114.57
68533000	FICA	T3	47828	7/8/2012	64.43
68533000	FICA	T3	47828	7/8/2012	9.82
68535000	SUTA	T3	47828	7/8/2012	15.08
71521000	M&J Expenses	T2	47827	7/8/2012	254.62
71521000	M&J Expenses	T2	47827	7/8/2012	206.40
71521000	M&J Expenses	T2	47827	7/8/2012	119.85
71521000	M&J Expenses	T2	47827	7/8/2012	389.25
71521000	M&J Expenses	T2	47827	7/8/2012	130.79
71521000	M&J Expenses	T2	47827	7/8/2012	404.61
71521000	M&J Expenses	T3	47828	7/8/2012	88.78
71521000	M&J Expenses	T3	47828	7/8/2012	51.96

## Kentucky American Water Company

Case No. 2012-00520

Response to PSC DR1, Item 31

Account	Description	Doc Type	Document Number	Posting Date	Amount
71521000	M&J Expenses	T3	47828	7/8/2012	25.92
71521000	M&J Expenses	T3	47828	7/8/2012	58.96
71521000	M&J Expenses	T3	47828	7/8/2012	20.59
71521000	M&J Expenses	T3	47828	7/8/2012	61.41
71521000	M&J Expenses	T3	47828	7/8/2012	18.67
71521000	M&J Expenses	T3	47828	7/8/2012	14.96
71521000	M&J Expenses	T3	47828	7/8/2012	8.62
71521000	M&J Expenses	T3	47828	7/8/2012	28.44
71521000	M&J Expenses	T3	47828	7/8/2012	9.50
71521000	M&J Expenses	T3	47828	7/8/2012	29.47
40111000	Res Sales Billed	JE	31072106	7/9/2012	(231,447.60)
40111000	Res Sales Billed	JE	31072106	7/9/2012	(9.32)
40111000	Res Sales Billed	JE	31072106	7/9/2012	(296.84)
40121000	Com Sales Billed	JE	31072106	7/9/2012	(297,331.36)
40131000	Ind Sales Billed	JE	31072106	7/9/2012	(11,113.06)
40145000	Priv Fire Billed	JE	31072106	7/9/2012	(6,083.34)
40151000	Publ Auth Billed	JE	31072106	7/9/2012	(132,367.33)
40161000	Sls/Rsle Billed	JE	31072106	7/9/2012	(9,920.80)
40211000	Dom WW Svc Billed	JE	31072106	7/9/2012	(330.42)
40310400	OthRev-NSF Ck Chrg	JE	31072106	7/9/2012	(180.00)
40310500	OthRev-Appl/InitFee	JE	31072106	7/9/2012	(3,302.00)
40310500	OthRev-Appl/InitFee	JE	31072106	7/9/2012	(78.00)
40310700	OthRev-Reconnct Fee	JE	31072106	7/9/2012	(1,066.00)
51510013	Purchased Power WT	EE	70021877	7/9/2012	208,865.64
52535000	Meals Deductible	RI	10181411	7/9/2012	(51.60)
52585000	Discounts Available	PN	8091	7/9/2012	(80.64)
52585000	Discounts Available	PN	8091	7/9/2012	(177.04)
52585000	Discounts Available	PN	8091	7/9/2012	(6.99)
52585000	Discounts Available	PN	8091	7/9/2012	(2.64)
57010015	Uncoll Accts Exp CA	JE	31072106	7/9/2012	(31.35)
57010016	Uncoll Accts Exp AG	RI	10181415	7/9/2012	(28.50)
40111000	Res Sales Billed	JE	31072171	7/10/2012	(260,455.28)
40111000	Res Sales Billed	JE	31072171	7/10/2012	(407.69)
40111000	Res Sales Billed	JE	31072171	7/10/2012	(56.60)
40121000	Com Sales Billed	JE	31072171	7/10/2012	(91,686.07)
40121000	Com Sales Billed	JE	31072171	7/10/2012	(7.12)
40131000	Ind Sales Billed	JE	31072171	7/10/2012	(311.82)
40145000	Priv Fire Billed	JE	31072171	7/10/2012	(2,308.09)
40151000	Publ Auth Billed	JE	31072171	7/10/2012	(4,930.68)
40211000	Dom WW Svc Billed	JE	31072171	7/10/2012	(83.71)
40310400	OthRev-NSF Ck Chrg	JE	31072171	7/10/2012	(72.00)
40310500	OthRev-Appl/InitFee	JE	31072171	7/10/2012	(4,524.00)
40310500	OthRev-Appl/InitFee	JE	31072171	7/10/2012	(26.00)
40310500	OthRev-Appl/InitFee	JE	31072171	7/10/2012	(26.00)
40310700	OthRev-Reconnct Fee	JE	31072171	7/10/2012	(1,040.00)
50451000	Employee Awards	PV	43135093	7/10/2012	288.79
50451000	Employee Awards	PV	43135095	7/10/2012	238.00
50451000	Employee Awards	PV	43135096	7/10/2012	524.14
51010000	Purchased Water	PV	43135061	7/10/2012	266.87
51010000	Purchased Water	PV	43135063	7/10/2012	167.18
51010000	Purchased Water	PV	43135081	7/10/2012	9,613.19
51510012	Purchased Power P	EE	70022074	7/10/2012	67.64
51510012	Purchased Power P	EE	70022075	7/10/2012	703.25

## Kentucky American Water Company

Case No. 2012-00520

Response to PSC DR1, Item 31

Account	Description	Doc Type	Document Number	Posting Date	Amount
51510012	Purchased Power P	EE	70022079	7/10/2012	8,723.42
51510012	Purchased Power P	EE	70022080	7/10/2012	795.24
51510012	Purchased Power P	EE	70022081	7/10/2012	908.24
51510012	Purchased Power P	EE	70022084	7/10/2012	261.45
51510012	Purchased Power P	EE	70022085	7/10/2012	27,037.88
51510014	Purchased Power TD	EE	70022122	7/10/2012	23.73
51800000	Chemicals	PD	43133941	7/10/2012	(400.00)
52001300	M&S Oper WT	PV	43134638	7/10/2012	477.21
52001400	M&S Oper TD	PV	43135026	7/10/2012	645.53
52501400	Misc Oper TD	PV	43135028	7/10/2012	588.31
52501400	Misc Oper TD	PV	43135029	7/10/2012	379.58
52501400	Misc Oper TD	PV	43135045	7/10/2012	1,046.56
52501600	Misc Oper AG	PV	43133658	7/10/2012	0.42
52501600	Misc Oper AG	PV	43133658	7/10/2012	0.03
52501600	Misc Oper AG	PV	43133658	7/10/2012	(0.01)
52501600	Misc Oper AG	PV	43135088	7/10/2012	7,188.50
52501600	Misc Oper AG	PV	43135090	7/10/2012	186.70
52503000	Advertising	PV	43135100	7/10/2012	5,084.82
52510015	Bank Svc Charges-CA	PV	43135083	7/10/2012	8,227.98
52514905	Cust Edu Comm-Printd	PV	43135097	7/10/2012	153.72
52514905	Cust Edu Comm-Printd	PV	43135098	7/10/2012	682.71
52532013	Electricity WT	EE	70022077	7/10/2012	11.39
52532014	Electricity TD	EE	70022078	7/10/2012	109.77
52532014	Electricity TD	EE	70022082	7/10/2012	683.36
52532014	Electricity TD	EE	70022083	7/10/2012	611.67
52532014	Electricity TD	EE	70022086	7/10/2012	1,188.79
52532014	Electricity TD	EE	70022121	7/10/2012	26.14
52532016	Electricity AG	EE	70022073	7/10/2012	22.25
52548016	Heating Oil/Gas AG	EE	70022076	7/10/2012	468.23
52562013	Off&Adm Supplies WT	PV	43134649	7/10/2012	51.39
52562513	Overnight Shippng WT	PV	43134655	7/10/2012	131.94
52562513	Overnight Shippng WT	PV	43134891	7/10/2012	342.32
52571100	Add'l Security Costs	PV	43134536	7/10/2012	8,431.65
52571100	Add'l Security Costs	PV	43135007	7/10/2012	2,668.64
52571100	Add'l Security Costs	PV	43135011	7/10/2012	715.20
52571100	Add'l Security Costs	PV	43135013	7/10/2012	2,668.64
52571100	Add'l Security Costs	PV	43135014	7/10/2012	715.20
52571500	Software Licenses	PV	43135091	7/10/2012	245.53
52574116	Cell Phone AG	TC	31071910	7/10/2012	159.84
52578011	Trash Removal SS	PV	43134621	7/10/2012	332.14
52579000	Trustee Fees	PV	43135089	7/10/2012	4,240.00
52583016	Water & WW AG	PV	43135058	7/10/2012	623.38
52583016	Water & WW AG	PV	43135074	7/10/2012	21.95
52585000	Discounts Available	PN	8094	7/10/2012	(53.76)
52585000	Discounts Available	PN	8094	7/10/2012	(8.72)
52585000	Discounts Available	PK	62066049	7/10/2012	(13.36)
52585000	Discounts Available	PK	62066050	7/10/2012	(35.13)
53150013	Contr Svc-Other WT	PV	43134586	7/10/2012	1,000.00
53150013	Contr Svc-Other WT	PV	43134605	7/10/2012	50.00
53150013	Contr Svc-Other WT	PV	43134608	7/10/2012	560.00
53150013	Contr Svc-Other WT	PV	43134613	7/10/2012	50.00
53150013	Contr Svc-Other WT	PV	43134617	7/10/2012	50.00
53150014	Contr Svc-Other TD	PV	43134581	7/10/2012	43.32

## Kentucky American Water Company

Case No. 2012-00520

Response to PSC DR1, Item 31

Account	Description	Doc Type	Document Number	Posting Date	Amount
53150014	Contr Svc-Other TD	PV	43134605	7/10/2012	20.00
53150014	Contr Svc-Other TD	PV	43134605	7/10/2012	419.00
53150014	Contr Svc-Other TD	PV	43134642	7/10/2012	84.00
53150016	Contr Svc-Other AG	TC	31071975	7/10/2012	214.13
53151015	Contr Svc-Temp EE CA	PV	43135052	7/10/2012	780.00
53151015	Contr Svc-Temp EE CA	PV	43135053	7/10/2012	312.00
53151015	Contr Svc-Temp EE CA	PV	43135055	7/10/2012	451.50
53151015	Contr Svc-Temp EE CA	PV	43135057	7/10/2012	780.00
53151015	Contr Svc-Temp EE CA	PV	43135066	7/10/2012	780.00
53151015	Contr Svc-Temp EE CA	PV	43135071	7/10/2012	633.75
53151015	Contr Svc-Temp EE CA	PV	43135072	7/10/2012	780.00
53151015	Contr Svc-Temp EE CA	PV	43135077	7/10/2012	780.00
53155000	Contr Svc-Legal	PV	43135084	7/10/2012	840.93
53155000	Contr Svc-Legal	PV	43135087	7/10/2012	15,718.35
55000016	Trans Oper AG	PV	43135049	7/10/2012	695.55
55000016	Trans Oper AG	PD	43135050	7/10/2012	(42.38)
57010015	Uncoll Accts Exp CA	JE	31072171	7/10/2012	(32.32)
57010015	Uncoll Accts Exp CA	JE	31072171	7/10/2012	(361.25)
62002100	M&S Maint SS	PV	43134600	7/10/2012	576.34
62002300	M&S Maint WT	PV	43134600	7/10/2012	576.34
62002300	M&S Maint WT	PV	43135012	7/10/2012	68.03
62002400	M&S Maint TD	PV	43134642	7/10/2012	1,540.41
62002400	M&S Maint TD	PV	43135023	7/10/2012	1,945.50
62002400	M&S Maint TD	PV	43135023	7/10/2012	2,474.60
62002400	M&S Maint TD	PV	43135024	7/10/2012	370.47
62002400	M&S Maint TD	PV	43135033	7/10/2012	139.92
62002400	M&S Maint TD	PV	43135044	7/10/2012	2,470.61
62502400	Misc Maint TD	PV	43135043	7/10/2012	17.94
62502600	Misc Maint AG	PV	43135026	7/10/2012	1,038.97
62502600	Misc Maint AG	PV	43135031	7/10/2012	127.71
62502600	Misc Maint AG	PV	43135032	7/10/2012	127.71
62520700	Misc Main Pvg/Bckfill	PV	43134631	7/10/2012	1,640.00
63150026	Contr Svc-Maint AG	PV	43135020	7/10/2012	138.00
40111000	Res Sales Billed	JE	31073566	7/11/2012	(190,725.03)
40111000	Res Sales Billed	JE	31073566	7/11/2012	(31.33)
40111000	Res Sales Billed	JE	31073566	7/11/2012	(93.52)
40111000	Res Sales Billed	JE	31073566	7/11/2012	(14.48)
40121000	Com Sales Billed	JE	31073566	7/11/2012	(67,651.20)
40131000	Ind Sales Billed	JE	31073566	7/11/2012	(7,918.47)
40145000	Priv Fire Billed	JE	31073566	7/11/2012	(4,069.70)
40151000	Publ Auth Billed	JE	31073566	7/11/2012	(30,551.95)
40161000	Sls/Rsle Billed	JE	31073566	7/11/2012	(252.96)
40171000	Misc Sales Billed	JE	31073566	7/11/2012	0.00
40211000	Dom WW Svc Billed	JE	31073566	7/11/2012	(8.06)
40310400	OthRev-NSF Ck Chrg	JE	31073566	7/11/2012	(132.00)
40310400	OthRev-NSF Ck Chrg	JE	31073566	7/11/2012	(12.00)
40310500	OthRev-Appl/InitFee	JE	31073566	7/11/2012	(2,366.00)
40310500	OthRev-Appl/InitFee	JE	31073566	7/11/2012	(52.00)
40310700	OthRev-Reconnct Fee	JE	31073566	7/11/2012	(1,014.00)
50550000	Group Insur Expense	PS	43136076	7/11/2012	161,653.47
51510013	Purchased Power WT	PS	43136080	7/11/2012	6,380.62
51510013	Purchased Power WT	PS	43136080	7/11/2012	870.08
52585000	Discounts Available	PU	18863	7/11/2012	(17.85)

## Kentucky American Water Company

Case No. 2012-00520

Response to PSC DR1, Item 31

Account	Description	Doc Type	Document Number	Posting Date	Amount
52585000	Discounts Available	PX	7863	7/11/2012	(153.67)
52585000	Discounts Available	PX	7863	7/11/2012	(427.52)
52585000	Discounts Available	PX	7863	7/11/2012	(10.24)
52585000	Discounts Available	PX	7863	7/11/2012	(16.50)
52585000	Discounts Available	PX	7863	7/11/2012	(4.07)
52585000	Discounts Available	PX	7863	7/11/2012	(216.09)
52585000	Discounts Available	PX	7863	7/11/2012	(3.04)
52585000	Discounts Available	PK	62066057	7/11/2012	(3.47)
57010015	Uncoll Accts Exp CA	JE	31073566	7/11/2012	(217.27)
62002100	M&S Maint SS	PV	43136109	7/11/2012	76.37
62002100	M&S Maint SS	PV	43136153	7/11/2012	753.54
62002100	M&S Maint SS	PV	43136154	7/11/2012	76.51
62002100	M&S Maint SS	PV	43136155	7/11/2012	1,286.95
62002300	M&S Maint WT	PV	43136109	7/11/2012	76.37
62002300	M&S Maint WT	PV	43136111	7/11/2012	102.83
62002300	M&S Maint WT	PV	43136113	7/11/2012	750.00
62002300	M&S Maint WT	PV	43136156	7/11/2012	112.11
62002400	M&S Maint TD	PV	43136048	7/11/2012	112.75
68520100	Tax Discounts	PS	43136080	7/11/2012	(1,452.94)
68520100	Tax Discounts	PS	43136080	7/11/2012	0.04
40111000	Res Sales Billed	JE	31076251	7/12/2012	(183,756.94)
40111000	Res Sales Billed	JE	31076251	7/12/2012	(18,327.67)
40111000	Res Sales Billed	JE	31076251	7/12/2012	(24.62)
40111000	Res Sales Billed	JE	31076251	7/12/2012	(34.65)
40121000	Com Sales Billed	JE	31076251	7/12/2012	(83,052.92)
40121000	Com Sales Billed	JE	31076251	7/12/2012	(280.30)
40145000	Priv Fire Billed	JE	31076251	7/12/2012	(8,351.47)
40151000	Publ Auth Billed	JE	31076251	7/12/2012	(38,958.50)
40151000	Publ Auth Billed	JE	31076251	7/12/2012	(1,241.09)
40211000	Dom WW Svc Billed	JE	31076251	7/12/2012	(36.59)
40221000	Com WW Svc Billed	JE	31076251	7/12/2012	(1,233.03)
40251000	PubAuth WW Billed	JE	31076251	7/12/2012	(41.62)
40310400	OthRev-NSF Ck Chrg	JE	31076251	7/12/2012	(132.00)
40310500	OthRev-Appl/InitFee	JE	31076251	7/12/2012	(2,522.00)
40310500	OthRev-Appl/InitFee	JE	31076251	7/12/2012	(130.00)
40310700	OthRev-Reconnct Fee	JE	31076251	7/12/2012	(624.00)
40310700	OthRev-Reconnct Fee	JE	31076251	7/12/2012	(52.00)
50452000	Emp Physical Exams	CC	31074679	7/12/2012	166.00
51510012	Purchased Power P	EE	70022566	7/12/2012	727.26
51510012	Purchased Power P	EE	70022615	7/12/2012	40.66
51510013	Purchased Power WT	EE	70022616	7/12/2012	7,362.47
52001300	M&S Oper WT	ST	31072303	7/12/2012	28.63
52001300	M&S Oper WT	CC	31074518	7/12/2012	8.54
52001300	M&S Oper WT	CC	31074733	7/12/2012	114.18
52001300	M&S Oper WT	CC	31074890	7/12/2012	279.76
52001300	M&S Oper WT	CC	31075114	7/12/2012	8.54
52001300	M&S Oper WT	CC	31075115	7/12/2012	126.51
52001300	M&S Oper WT	CC	31075929	7/12/2012	5.04
52001300	M&S Oper WT	CC	31076065	7/12/2012	305.00
52001300	M&S Oper WT	CC	31076079	7/12/2012	52.77
52001400	M&S Oper TD	CC	31073572	7/12/2012	159.00
52001400	M&S Oper TD	CC	31074421	7/12/2012	140.58
52001400	M&S Oper TD	CC	31074421	7/12/2012	580.52

## Kentucky American Water Company

Case No. 2012-00520

Response to PSC DR1, Item 31

Account	Description	Doc Type	Document Number	Posting Date	Amount
52001400	M&S Oper TD	CC	31074490	7/12/2012	4.27
52001400	M&S Oper TD	CC	31074747	7/12/2012	47.15
52001400	M&S Oper TD	CC	31074830	7/12/2012	48.15
52001400	M&S Oper TD	CC	31074994	7/12/2012	4.27
52001400	M&S Oper TD	CC	31075038	7/12/2012	630.75
52001400	M&S Oper TD	CC	31075285	7/12/2012	46.21
52001400	M&S Oper TD	CC	31075816	7/12/2012	890.00
52001400	M&S Oper TD	CC	31075983	7/12/2012	132.03
52001400	M&S Oper TD	CC	31076066	7/12/2012	4.27
52001400	M&S Oper TD	CC	31076139	7/12/2012	25.18
52501300	Misc Oper WT	CC	31073418	7/12/2012	193.81
52501300	Misc Oper WT	CC	31076078	7/12/2012	112.94
52501400	Misc Oper TD	TC	31072213	7/12/2012	95.94
52501400	Misc Oper TD	ST	31072303	7/12/2012	62.79
52501400	Misc Oper TD	CC	31073900	7/12/2012	111.30
52501400	Misc Oper TD	CC	31074107	7/12/2012	56.41
52501400	Misc Oper TD	CC	31074322	7/12/2012	29.84
52501400	Misc Oper TD	CC	31075988	7/12/2012	108.75
52501400	Misc Oper TD	CC	31076067	7/12/2012	31.01
52501600	Misc Oper AG	CC	31074091	7/12/2012	45.35
52501600	Misc Oper AG	CC	31074269	7/12/2012	(45.35)
52501600	Misc Oper AG	CC	31074523	7/12/2012	2,650.00
52501600	Misc Oper AG	CC	31075288	7/12/2012	48.67
52514905	Cust Edu Comm-Printd	ST	31072312	7/12/2012	8.78
52514905	Cust Edu Comm-Printd	ST	31072312	7/12/2012	9.80
52532014	Electricity TD	EE	70022575	7/12/2012	26.48
52532014	Electricity TD	EE	70022577	7/12/2012	35.08
52534000	Employee Expenses	CC	31073951	7/12/2012	33.00
52534000	Employee Expenses	CC	31073953	7/12/2012	15.08
52534000	Employee Expenses	CC	31074004	7/12/2012	5.00
52534000	Employee Expenses	CC	31074005	7/12/2012	715.60
52534000	Employee Expenses	CC	31074197	7/12/2012	375.00
52534000	Employee Expenses	CC	31074615	7/12/2012	23.00
52534000	Employee Expenses	CC	31074682	7/12/2012	88.00
52534000	Employee Expenses	CC	31074683	7/12/2012	300.16
52534000	Employee Expenses	CC	31074684	7/12/2012	534.41
52534000	Employee Expenses	CC	31075927	7/12/2012	20.00
52534000	Employee Expenses	CC	31075987	7/12/2012	914.69
52535000	Meals Deductible	CC	31073952	7/12/2012	56.38
52535000	Meals Deductible	CC	31073963	7/12/2012	10.00
52535000	Meals Deductible	CC	31073964	7/12/2012	140.06
52535000	Meals Deductible	CC	31074196	7/12/2012	20.68
52535000	Meals Deductible	CC	31074224	7/12/2012	19.15
52535000	Meals Deductible	CC	31074270	7/12/2012	54.61
52535000	Meals Deductible	CC	31074524	7/12/2012	38.16
52535000	Meals Deductible	CC	31074616	7/12/2012	8.72
52535000	Meals Deductible	CC	31074677	7/12/2012	8.45
52535000	Meals Deductible	CC	31074786	7/12/2012	41.33
52535000	Meals Deductible	CC	31074908	7/12/2012	17.57
52535000	Meals Deductible	CC	31074943	7/12/2012	12.71
52535000	Meals Deductible	CC	31074967	7/12/2012	29.10
52535000	Meals Deductible	CC	31074995	7/12/2012	5.78
52535000	Meals Deductible	CC	31075037	7/12/2012	10.00

## Kentucky American Water Company

Case No. 2012-00520

Response to PSC DR1, Item 31

Account	Description	Doc Type	Document Number	Posting Date	Amount
52535000	Meals Deductible	CC	31075095	7/12/2012	19.16
52535000	Meals Deductible	CC	31075113	7/12/2012	19.60
52535000	Meals Deductible	CC	31075235	7/12/2012	13.24
52535000	Meals Deductible	CC	31075286	7/12/2012	13.02
52535000	Meals Deductible	CC	31075287	7/12/2012	3.18
52535000	Meals Deductible	CC	31075347	7/12/2012	7.04
52535000	Meals Deductible	CC	31075349	7/12/2012	22.33
52535000	Meals Deductible	CC	31075367	7/12/2012	9.21
52535000	Meals Deductible	CC	31075368	7/12/2012	10.00
52535000	Meals Deductible	CC	31075416	7/12/2012	10.00
52535000	Meals Deductible	CC	31075417	7/12/2012	10.00
52535000	Meals Deductible	CC	31075632	7/12/2012	73.68
52535000	Meals Deductible	CC	31075679	7/12/2012	9.08
52535000	Meals Deductible	CC	31075978	7/12/2012	5.82
52535000	Meals Deductible	CC	31076068	7/12/2012	8.44
52535000	Meals Deductible	CC	31076140	7/12/2012	8.56
52548014	Heating Oil/Gas TD	EE	70022574	7/12/2012	249.57
52548014	Heating Oil/Gas TD	EE	70022576	7/12/2012	32.28
52550013	Janitorial WT	CC	31074124	7/12/2012	283.52
52550013	Janitorial WT	CC	31074507	7/12/2012	223.81
52554500	Lab Supplies	CC	31075476	7/12/2012	41.50
52562013	Off&Adm Supplies WT	ST	31072303	7/12/2012	3.08
52562013	Off&Adm Supplies WT	CC	31074808	7/12/2012	165.04
52562016	Off&Adm Supplies AG	CC	31075633	7/12/2012	9.41
52562513	Overnight Shippng WT	CC	31073352	7/12/2012	151.37
52562516	Overnight Shippng AG	CC	31074261	7/12/2012	20.59
52562516	Overnight Shippng AG	CC	31074549	7/12/2012	21.01
52574013	Telephone WT	TC	31076211	7/12/2012	2,046.65
52574015	Telephone CA	TC	31072222	7/12/2012	66.87
52574015	Telephone CA	TC	31072223	7/12/2012	49.53
52574015	Telephone CA	TC	31072294	7/12/2012	1,106.09
52574015	Telephone CA	TC	31076211	7/12/2012	773.38
52574016	Telephone AG	TC	31072213	7/12/2012	116.76
52574016	Telephone AG	TC	31072213	7/12/2012	322.17
52574016	Telephone AG	TC	31072213	7/12/2012	46.73
52574016	Telephone AG	TC	31072213	7/12/2012	61.83
52574016	Telephone AG	TC	31072252	7/12/2012	20.25
52574016	Telephone AG	TC	31076211	7/12/2012	797.55
52574114	Cell Phone TD	TC	31076221	7/12/2012	231.87
52574114	Cell Phone TD	TC	31076221	7/12/2012	47.29
52574114	Cell Phone TD	TC	31076221	7/12/2012	706.84
52574116	Cell Phone AG	TC	31076221	7/12/2012	47.41
52574116	Cell Phone AG	TC	31076221	7/12/2012	566.87
52574116	Cell Phone AG	TC	31076221	7/12/2012	(0.14)
52574116	Cell Phone AG	TC	31076221	7/12/2012	142.32
52582013	Uniforms WT	CC	31073527	7/12/2012	111.30
52582013	Uniforms WT	CC	31073528	7/12/2012	27.55
52582013	Uniforms WT	CC	31073558	7/12/2012	104.93
52582013	Uniforms WT	CC	31074370	7/12/2012	69.19
52582013	Uniforms WT	CC	31074371	7/12/2012	55.44
52582013	Uniforms WT	CC	31074393	7/12/2012	111.30
52582013	Uniforms WT	CC	31074490	7/12/2012	4.81
52582013	Uniforms WT	CC	31074490	7/12/2012	25.35



## Kentucky American Water Company

Case No. 2012-00520

Response to PSC DR1, Item 31

Account	Description	Doc Type	Document Number	Posting Date	Amount
52582013	Uniforms WT	CC	31074518	7/12/2012	39.20
52582013	Uniforms WT	CC	31074941	7/12/2012	69.19
52582013	Uniforms WT	CC	31074942	7/12/2012	55.44
52582013	Uniforms WT	CC	31074994	7/12/2012	4.81
52582013	Uniforms WT	CC	31074994	7/12/2012	25.35
52582013	Uniforms WT	CC	31075114	7/12/2012	39.20
52582013	Uniforms WT	CC	31076066	7/12/2012	4.81
52582013	Uniforms WT	CC	31076066	7/12/2012	25.35
52582014	Uniforms TD	CC	31074490	7/12/2012	21.78
52582014	Uniforms TD	CC	31074994	7/12/2012	23.83
52582014	Uniforms TD	CC	31076066	7/12/2012	21.78
52582014	Uniforms TD	CC	31076117	7/12/2012	108.75
52585000	Discounts Available	PN	8099	7/12/2012	(6.99)
52585000	Discounts Available	PK	62066071	7/12/2012	(2.34)
53150013	Contr Svc-Other WT	CC	31075234	7/12/2012	465.00
53150016	Contr Svc-Other AG	CC	31076137	7/12/2012	70.45
53150016	Contr Svc-Other AG	PS	43136190	7/12/2012	3,099.16
53152000	Contr Svc-Lab Testng	CC	31073859	7/12/2012	906.00
53152000	Contr Svc-Lab Testng	CC	31074340	7/12/2012	805.00
53152000	Contr Svc-Lab Testng	CC	31074341	7/12/2012	418.00
53152000	Contr Svc-Lab Testng	CC	31074369	7/12/2012	(906.00)
55000014	Trans Oper TD	CC	31073727	7/12/2012	60.00
55000016	Trans Oper AG	CC	31073570	7/12/2012	8.00
55000016	Trans Oper AG	CC	31074262	7/12/2012	4.23
55000016	Trans Oper AG	CC	31074387	7/12/2012	12.00
55000016	Trans Oper AG	CC	31074394	7/12/2012	6.00
55000016	Trans Oper AG	CC	31074723	7/12/2012	14.99
55000016	Trans Oper AG	CC	31074905	7/12/2012	14.99
55000016	Trans Oper AG	CC	31075284	7/12/2012	8.00
55000016	Trans Oper AG	CC	31075643	7/12/2012	14.99
55000016	Trans Oper AG	CC	31075678	7/12/2012	10.00
55000016	Trans Oper AG	CC	31075689	7/12/2012	12.00
55000016	Trans Oper AG	CC	31075771	7/12/2012	8.00
55010300	Trans Lease Maint	CC	31074209	7/12/2012	13.83
55010300	Trans Lease Maint	CC	31074350	7/12/2012	13.83
57010015	Uncoll Accts Exp CA	JE	31076251	7/12/2012	(218.10)
62002100	M&S Maint SS	CC	31073438	7/12/2012	33.78
62002100	M&S Maint SS	CC	31073451	7/12/2012	93.74
62002100	M&S Maint SS	CC	31074748	7/12/2012	1,566.56
62002300	M&S Maint WT	CC	31073529	7/12/2012	29.85
62002300	M&S Maint WT	CC	31073531	7/12/2012	495.84
62002300	M&S Maint WT	CC	31074746	7/12/2012	66.74
62002300	M&S Maint WT	CC	31074748	7/12/2012	52.10
62002300	M&S Maint WT	CC	31075152	7/12/2012	1,254.05
62002300	M&S Maint WT	CC	31075239	7/12/2012	1,072.30
62002300	M&S Maint WT	CC	31075928	7/12/2012	169.18
62002400	M&S Maint TD	ST	31072303	7/12/2012	116.73
62002400	M&S Maint TD	ST	31072303	7/12/2012	148.48
62002400	M&S Maint TD	CC	31075405	7/12/2012	231.92
62502400	Misc Maint TD	ST	31072303	7/12/2012	1.08
62502400	Misc Maint TD	CC	31074110	7/12/2012	461.25
62502400	Misc Maint TD	CC	31074111	7/12/2012	710.33
40111000	Res Sales Billed	JE	31076343	7/13/2012	(360,301.12)

## Kentucky American Water Company

Case No. 2012-00520

Response to PSC DR1, Item 31

Account	Description	Doc Type	Document Number	Posting Date	Amount
40111000	Res Sales Billed	JE	31076343	7/13/2012	(14,466.21)
40111000	Res Sales Billed	JE	31076343	7/13/2012	(19,218.69)
40111000	Res Sales Billed	JE	31076343	7/13/2012	(19.05)
40121000	Com Sales Billed	JE	31076343	7/13/2012	(101,221.57)
40121000	Com Sales Billed	JE	31076343	7/13/2012	(42.84)
40121000	Com Sales Billed	JE	31076343	7/13/2012	(522.11)
40145000	Priv Fire Billed	JE	31076343	7/13/2012	(6,182.39)
40151000	Publ Auth Billed	JE	31076343	7/13/2012	(9,758.81)
40151000	Publ Auth Billed	JE	31076343	7/13/2012	(66.21)
40151000	Publ Auth Billed	JE	31076343	7/13/2012	(108.75)
40161000	Sls/Rsle Billed	JE	31076343	7/13/2012	(91,801.86)
40161000	Sls/Rsle Billed	JE	31076343	7/13/2012	(295.35)
40211000	Dom WW Svc Billed	JE	31076343	7/13/2012	(29.72)
40310400	OthRev-NSF Ck Chrg	JE	31076343	7/13/2012	(84.00)
40310500	OthRev-Appl/InitFee	JE	31076343	7/13/2012	(2,912.00)
40310500	OthRev-Appl/InitFee	JE	31076343	7/13/2012	(312.00)
40310500	OthRev-Appl/InitFee	JE	31076343	7/13/2012	(130.00)
40310500	OthRev-Appl/InitFee	JE	31076343	7/13/2012	(182.00)
40310700	OthRev-Reconnct Fee	JE	31076343	7/13/2012	(468.00)
40310700	OthRev-Reconnct Fee	JE	31076343	7/13/2012	(26.00)
50101400	Labor Oper TD	T2	47867	7/13/2012	1,340.68
50422000	DCP Expense	T3	47868	7/13/2012	70.39
50510100	PBOP Cap Credits	T1	47826	7/13/2012	(24,376.65)
50550000	Group Insur Expense	T1	47826	7/13/2012	(13,166.18)
50550000	Group Insur Expense	T1	47866	7/13/2012	(108.92)
50550100	Group Ins Cap Creds	T1	47826	7/13/2012	(55,614.32)
50550100	Group Ins Cap Creds	T1	47866	7/13/2012	(249.37)
50550100	Group Ins Cap Creds	T3	47868	7/13/2012	249.37
50610100	Pension Cap Credits	T1	47826	7/13/2012	(37,884.73)
51510012	Purchased Power P	EE	70022756	7/13/2012	2,853.86
51510013	Purchased Power WT	EE	70022757	7/13/2012	3,803.85
51510013	Purchased Power WT	EE	70022797	7/13/2012	0.59
52534000	Employee Expenses	RI	10181908	7/13/2012	(93.17)
52562016	Off&Adm Supplies AG	PV	43137306	7/13/2012	17.30
52585000	Discounts Available	PN	8104	7/13/2012	(150.21)
52585000	Discounts Available	PK	62066088	7/13/2012	(33.69)
52585000	Discounts Available	PK	62066088	7/13/2012	(2.81)
53150014	Contr Svc-Other TD	PV	43137120	7/13/2012	8,580.00
55000100	Trans Cap Credits	T1	47826	7/13/2012	(1,197.46)
55000100	Trans Cap Credits	T1	47826	7/13/2012	(1,248.30)
55000100	Trans Cap Credits	T1	47826	7/13/2012	(151.14)
55000100	Trans Cap Credits	T1	47826	7/13/2012	(347.06)
55000100	Trans Cap Credits	T1	47826	7/13/2012	(558.88)
55000100	Trans Cap Credits	T1	47826	7/13/2012	(4,235.87)
55000100	Trans Cap Credits	T1	47826	7/13/2012	(9,597.66)
55000100	Trans Cap Credits	T1	47826	7/13/2012	(692.61)
55000100	Trans Cap Credits	T1	47826	7/13/2012	(1,454.25)
55000100	Trans Cap Credits	T1	47826	7/13/2012	(639.82)
55000100	Trans Cap Credits	T1	47826	7/13/2012	(428.55)
55000100	Trans Cap Credits	T1	47826	7/13/2012	(554.91)
55000100	Trans Cap Credits	T1	47826	7/13/2012	(122.57)
55000100	Trans Cap Credits	T1	47866	7/13/2012	(95.19)
55000100	Trans Cap Credits	T3	47868	7/13/2012	95.19

## Kentucky American Water Company

Case No. 2012-00520

Response to PSC DR1, Item 31

Account	Description	Doc Type	Document Number	Posting Date	Amount
55720100	Ins W/C Cap Credits	T1	47826	7/13/2012	(5,681.11)
55720100	Ins W/C Cap Credits	T1	47866	7/13/2012	(25.47)
55720100	Ins W/C Cap Credits	T3	47868	7/13/2012	25.47
57010015	Uncoll Accts Exp CA	JE	31076343	7/13/2012	(60.75)
57010015	Uncoll Accts Exp CA	JE	31076343	7/13/2012	(178.82)
68533000	FICA	T3	47868	7/13/2012	94.30
52001400	M&S Oper TD	PV	43137735	7/14/2012	213.01
52501400	Misc Oper TD	PV	43137682	7/14/2012	7.21
52501400	Misc Oper TD	PV	43137721	7/14/2012	178.25
52501400	Misc Oper TD	PV	43137724	7/14/2012	267.37
52501400	Misc Oper TD	PV	43137730	7/14/2012	448.32
52501400	Misc Oper TD	PV	43137732	7/14/2012	29.03
52501400	Misc Oper TD	PV	43137736	7/14/2012	1,059.48
52578011	Trash Removal SS	PV	43137746	7/14/2012	28.42
53150014	Contr Svc-Other TD	PV	43137737	7/14/2012	2,968.56
53150016	Contr Svc-Other AG	PV	43137711	7/14/2012	65.52
53150016	Contr Svc-Other AG	PV	43137753	7/14/2012	85.00
53150016	Contr Svc-Other AG	PV	43137756	7/14/2012	28.42
53150016	Contr Svc-Other AG	PV	43137758	7/14/2012	982.02
53155000	Contr Svc-Legal	PV	43137747	7/14/2012	30.00
55000016	Trans Oper AG	PV	43137695	7/14/2012	16.11
62002100	M&S Maint SS	PV	43137739	7/14/2012	55.81
62002100	M&S Maint SS	PV	43137741	7/14/2012	218.97
62002300	M&S Maint WT	PV	43137739	7/14/2012	55.81
62002300	M&S Maint WT	PV	43137741	7/14/2012	218.96
62002400	M&S Maint TD	PV	43137689	7/14/2012	348.50
62002400	M&S Maint TD	PV	43137715	7/14/2012	3,445.00
62002400	M&S Maint TD	PV	43137719	7/14/2012	159.00
62002400	M&S Maint TD	PV	43137726	7/14/2012	221.01
62002400	M&S Maint TD	PV	43137727	7/14/2012	294.68
63150026	Contr Svc-Maint AG	PV	43137698	7/14/2012	171.00
63150026	Contr Svc-Maint AG	PV	43137700	7/14/2012	1,135.83
63150026	Contr Svc-Maint AG	PV	43137702	7/14/2012	2,583.30
63150026	Contr Svc-Maint AG	PV	43137708	7/14/2012	380.00
63150026	Contr Svc-Maint AG	PV	43137710	7/14/2012	705.00
71511000	M&J Revenues	RI	10181869	7/14/2012	(548.10)
40111000	Res Sales Billed	JE	31076488	7/16/2012	(140,131.80)
40111000	Res Sales Billed	JE	31076488	7/16/2012	(8.90)
40111000	Res Sales Billed	JE	31076488	7/16/2012	(359.28)
40121000	Com Sales Billed	JE	31076488	7/16/2012	(64,382.88)
40131000	Ind Sales Billed	JE	31076488	7/16/2012	(6,104.21)
40145000	Priv Fire Billed	JE	31076488	7/16/2012	(4,616.26)
40151000	Publ Auth Billed	JE	31076488	7/16/2012	(8,514.39)
40211000	Dom WW Svc Billed	JE	31076488	7/16/2012	(47.38)
40310400	OthRev-NSF Ck Chrg	JE	31076488	7/16/2012	(132.00)
40310500	OthRev-Appl/InitFee	JE	31076488	7/16/2012	(2,028.00)
40310500	OthRev-Appl/InitFee	JE	31076488	7/16/2012	(52.00)
40310700	OthRev-Reconnct Fee	JE	31076488	7/16/2012	(1,274.00)
51010000	Purchased Water	PV	43139820	7/16/2012	460.42
52001400	M&S Oper TD	PV	43139813	7/16/2012	513.00
52001400	M&S Oper TD	PV	43139813	7/16/2012	750.00
52001400	M&S Oper TD	PV	43139819	7/16/2012	2,000.00
52501400	Misc Oper TD	PV	43139819	7/16/2012	5,000.00

## Kentucky American Water Company

Case No. 2012-00520

Response to PSC DR1, Item 31

Account	Description	Doc Type	Document Number	Posting Date	Amount
52501600	Misc Oper AG	PS	43138774	7/16/2012	296.87
52510015	Bank Svc Charges-CA	PV	43139750	7/16/2012	8,307.35
52527000	Directors Fees	PS	43138768	7/16/2012	50.00
52527000	Directors Fees	PS	43138769	7/16/2012	50.00
52527000	Directors Fees	PS	43138770	7/16/2012	50.00
52527000	Directors Fees	PS	43138771	7/16/2012	50.00
52532014	Electricity TD	EE	70022938	7/16/2012	113.36
52534000	Employee Expenses	PS	43138773	7/16/2012	89.00
52578014	Trash Removal TD	PV	43139816	7/16/2012	328.18
52583011	Water & WW SS	PV	43139808	7/16/2012	4,189.98
52583016	Water & WW AG	PV	43139818	7/16/2012	623.38
52583016	Water & WW AG	PV	43139823	7/16/2012	8.78
52583016	Water & WW AG	PV	43139824	7/16/2012	30.73
52583016	Water & WW AG	PV	43139825	7/16/2012	26.34
52583016	Water & WW AG	PV	43139826	7/16/2012	21.95
52583016	Water & WW AG	PV	43139827	7/16/2012	1,210.13
52583016	Water & WW AG	PV	43139828	7/16/2012	17.56
52585000	Discounts Available	PN	8106	7/16/2012	(150.21)
52585000	Discounts Available	PN	8106	7/16/2012	(55.79)
52585000	Discounts Available	PN	8106	7/16/2012	(1.28)
52585000	Discounts Available	PN	8106	7/16/2012	(2.64)
52585000	Discounts Available	PN	8106	7/16/2012	(46.62)
52585000	Discounts Available	PN	8107	7/16/2012	(117.79)
52585000	Discounts Available	PU	18912	7/16/2012	(3.49)
53150015	Contr Svc-Other CA	PV	43139821	7/16/2012	603.68
53150015	Contr Svc-Other CA	PV	43139822	7/16/2012	103.19
53150016	Contr Svc-Other AG	ST	31076352	7/16/2012	5.10
57010015	Uncoll Accts Exp CA	JE	31076488	7/16/2012	(290.85)
62002400	M&S Maint TD	PV	43139806	7/16/2012	1,154.50
62002400	M&S Maint TD	PV	43139819	7/16/2012	4,025.95
62002400	M&S Maint TD	ST	31076352	7/16/2012	20.91
62002400	M&S Maint TD	IR	742011	7/16/2012	(415.91)
62002400	M&S Maint TD	IR	742011	7/16/2012	(379.13)
62002400	M&S Maint TD	IR	742012	7/16/2012	(81.33)
62002400	M&S Maint TD	IR	742012	7/16/2012	(44.63)
62002400	M&S Maint TD	IR	742012	7/16/2012	(90.12)
62002400	M&S Maint TD	IR	742012	7/16/2012	(74.36)
62002400	M&S Maint TD	IR	742012	7/16/2012	(257.29)
62002400	M&S Maint TD	IR	742012	7/16/2012	(118.14)
62002400	M&S Maint TD	IR	742013	7/16/2012	(634.66)
62002400	M&S Maint TD	IR	742014	7/16/2012	(120.50)
62002400	M&S Maint TD	IR	742015	7/16/2012	(1.36)
62002400	M&S Maint TD	IR	742016	7/16/2012	(36.45)
62002400	M&S Maint TD	IR	742017	7/16/2012	(36.15)
62502400	Misc Maint TD	PV	43139815	7/16/2012	790.30
62502400	Misc Maint TD	PV	43139815	7/16/2012	675.00
62502400	Misc Maint TD	PV	43139819	7/16/2012	5,000.00
62502400	Misc Maint TD	PV	43139829	7/16/2012	684.44
62520700	Misc Main Pvg/Bckfill	PV	43139810	7/16/2012	92.01
62520700	Misc Main Pvg/Bckfill	PV	43139811	7/16/2012	78.86
68545000	Utility Reg Assessme	PS	43138772	7/16/2012	146,135.83
71521000	M&J Expenses	PS	43138767	7/16/2012	60.00
40111000	Res Sales Billed	JE	31076544	7/17/2012	(151,784.06)

Kentucky American Water Company  
Case No. 2012-00520  
Response to PSC DR1, Item 31

Account	Description	Doc Type	Document Number	Posting Date	Amount
40111000	Res Sales Billed	JE	31076544	7/17/2012	(12.10)
40111000	Res Sales Billed	JE	31076544	7/17/2012	(7.84)
40121000	Com Sales Billed	JE	31076544	7/17/2012	(64,670.62)
40145000	Priv Fire Billed	JE	31076544	7/17/2012	(4,707.59)
40151000	Publ Auth Billed	JE	31076544	7/17/2012	(9,880.09)
40171000	Misc Sales Billed	JE	31076544	7/17/2012	(3,417.13)
40211000	Dom WW Svc Billed	JE	31076544	7/17/2012	(7.48)
40310400	OthRev-NSF Ck Chrg	JE	31076544	7/17/2012	(36.00)
40310400	OthRev-NSF Ck Chrg	JE	31076544	7/17/2012	(12.00)
40310500	OthRev-Appl/InitFee	JE	31076544	7/17/2012	(3,432.00)
40310700	OthRev-Reconnct Fee	JE	31076544	7/17/2012	(2,158.00)
51510012	Purchased Power P	EE	70023124	7/17/2012	41.59
51510012	Purchased Power P	EE	70023127	7/17/2012	704.82
51510012	Purchased Power P	EE	70023130	7/17/2012	45.72
51510013	Purchased Power WT	EE	70023131	7/17/2012	2,482.73
51510013	Purchased Power WT	EE	70023136	7/17/2012	42.65
51510013	Purchased Power WT	EE	70023148	7/17/2012	75,272.48
51510013	Purchased Power WT	PS	43140268	7/17/2012	3,190.31
51510013	Purchased Power WT	PS	43140268	7/17/2012	435.04
51510014	Purchased Power TD	EE	70023129	7/17/2012	42.99
51510014	Purchased Power TD	EE	70023134	7/17/2012	56.57
52501600	Misc Oper AG	PV	43140772	7/17/2012	4.02
52514904	Cust Edu Comm-Consrv	PV	43140748	7/17/2012	4,677.23
52532013	Electricity WT	EE	70023128	7/17/2012	11.39
52532013	Electricity WT	EE	70023132	7/17/2012	21.57
52532014	Electricity TD	EE	70023126	7/17/2012	21.68
52532014	Electricity TD	EE	70023133	7/17/2012	50.60
52532014	Electricity TD	EE	70023135	7/17/2012	20.06
52532014	Electricity TD	EE	70023137	7/17/2012	37.23
52532016	Electricity AG	EE	70023125	7/17/2012	53.14
52535000	Meals Deductible	PV	43140772	7/17/2012	170.79
52548014	Heating Oil/Gas TD	EE	70023034	7/17/2012	9.34
52562516	Overnight Shippng AG	PV	43140766	7/17/2012	24.02
52562516	Overnight Shippng AG	PV	43140773	7/17/2012	11.75
52585000	Discounts Available	PN	8116	7/17/2012	(96.04)
53150013	Contr Svc-Other WT	PV	43140774	7/17/2012	609.00
53150013	Contr Svc-Other WT	PV	43140775	7/17/2012	560.00
53150015	Contr Svc-Other CA	TC	31076485	7/17/2012	637.87
57010015	Uncoll Accts Exp CA	JE	31076544	7/17/2012	(7,071.94)
57010015	Uncoll Accts Exp CA	JE	31076544	7/17/2012	(59.23)
75840000	Lobbying Expenses	PV	43140749	7/17/2012	5,377.40
40111000	Res Sales Billed	JE	31076722	7/18/2012	(188,999.51)
40111000	Res Sales Billed	JE	31076722	7/18/2012	(40.88)
40111000	Res Sales Billed	JE	31076722	7/18/2012	(24.80)
40121000	Com Sales Billed	JE	31076722	7/18/2012	(88,384.99)
40131000	Ind Sales Billed	JE	31076722	7/18/2012	(555.13)
40145000	Priv Fire Billed	JE	31076722	7/18/2012	(3,025.75)
40151000	Publ Auth Billed	JE	31076722	7/18/2012	(8,078.51)
40161000	Sls/Rsle Billed	JE	31076722	7/18/2012	(623.00)
40171000	Misc Sales Billed	JE	31076722	7/18/2012	(1.69)
40310400	OthRev-NSF Ck Chrg	JE	31076722	7/18/2012	(108.00)
40310500	OthRev-Appl/InitFee	JE	31076722	7/18/2012	(1,404.00)
40310500	OthRev-Appl/InitFee	JE	31076722	7/18/2012	(78.00)

## Kentucky American Water Company

Case No. 2012-00520

Response to PSC DR1, Item 31

Account	Description	Doc Type	Document Number	Posting Date	Amount
40310700	OthRev-Reconnct Fee	JE	31076722	7/18/2012	(858.00)
51510014	Purchased Power TD	EE	70023373	7/18/2012	58.10
51800000	Chemicals	IJ	31076555	7/18/2012	8.90
51800000	Chemicals	IJ	31076555	7/18/2012	8.90
52001400	M&S Oper TD	ST	31076502	7/18/2012	30.78
52001400	M&S Oper TD	ST	31076502	7/18/2012	120.00
52501400	Misc Oper TD	ST	31076502	7/18/2012	300.00
52532014	Electricity TD	EE	70023369	7/18/2012	133.34
52532014	Electricity TD	EE	70023370	7/18/2012	39.67
52532014	Electricity TD	EE	70023371	7/18/2012	28.93
52532014	Electricity TD	EE	70023372	7/18/2012	19.38
52532014	Electricity TD	EE	70023374	7/18/2012	21.34
52532014	Electricity TD	EE	70023375	7/18/2012	20.06
52532014	Electricity TD	EE	70023376	7/18/2012	20.61
52548100	Hiring Costs	PV	43141720	7/18/2012	124.70
52583011	Water & WW SS	ST	31076502	7/18/2012	251.40
52585000	Discounts Available	PK	62066128	7/18/2012	(34.34)
52585000	Discounts Available	PK	62066128	7/18/2012	(11.74)
52585000	Discounts Available	PK	62066128	7/18/2012	(6.62)
52585000	Discounts Available	PK	62066130	7/18/2012	(19.16)
52585000	Discounts Available	PK	62066130	7/18/2012	(11.22)
52585000	Discounts Available	PK	62066130	7/18/2012	(220.91)
52585000	Discounts Available	PX	7998	7/18/2012	(7.52)
52585000	Discounts Available	PX	7998	7/18/2012	(129.00)
52585000	Discounts Available	PX	7998	7/18/2012	(1.94)
52585000	Discounts Available	PX	7998	7/18/2012	(18.48)
52585000	Discounts Available	PX	7998	7/18/2012	(4.40)
53150015	Contr Svc-Other CA	ST	31076502	7/18/2012	36.22
53150015	Contr Svc-Other CA	ST	31076502	7/18/2012	6.19
57010015	Uncoll Accts Exp CA	JE	31076722	7/18/2012	(148.57)
62002400	M&S Maint TD	ST	31076502	7/18/2012	241.56
62002400	M&S Maint TD	II	742529	7/18/2012	19.68
62002400	M&S Maint TD	II	742529	7/18/2012	122.28
62002400	M&S Maint TD	II	742529	7/18/2012	103.23
62502400	Misc Maint TD	ST	31076502	7/18/2012	47.42
62502400	Misc Maint TD	ST	31076502	7/18/2012	300.00
40111000	Res Sales Billed	JE	31076763	7/19/2012	(118,620.84)
40111000	Res Sales Billed	JE	31076763	7/19/2012	(8,463.03)
40111000	Res Sales Billed	JE	31076763	7/19/2012	(4.45)
40111000	Res Sales Billed	JE	31076763	7/19/2012	(20.71)
40121000	Com Sales Billed	JE	31076763	7/19/2012	(94,575.85)
40121000	Com Sales Billed	JE	31076763	7/19/2012	(429.90)
40121000	Com Sales Billed	JE	31076763	7/19/2012	(2,267.50)
40145000	Priv Fire Billed	JE	31076763	7/19/2012	(2,397.79)
40151000	Publ Auth Billed	JE	31076763	7/19/2012	(45,834.60)
40171000	Misc Sales Billed	JE	31076763	7/19/2012	(541.75)
40211000	Dom WW Svc Billed	JE	31076763	7/19/2012	(8.64)
40310300	OthRev-CFO	RI	10182060	7/19/2012	(136,607.98)
40310300	OthRev-CFO	RI	10182061	7/19/2012	(199.08)
40310400	OthRev-NSF Ck Chrg	JE	31076763	7/19/2012	(48.00)
40310500	OthRev-Appl/InitFee	JE	31076763	7/19/2012	(754.00)
40310500	OthRev-Appl/InitFee	JE	31076763	7/19/2012	(26.00)
40310500	OthRev-Appl/InitFee	JE	31076763	7/19/2012	(156.00)

Kentucky American Water Company  
Case No. 2012-00520  
Response to PSC DR1, Item 31

Account	Description	Doc Type	Document Number	Posting Date	Amount
40310700	OthRev-Reconnct Fee	JE	31076763	7/19/2012	(442.00)
40310700	OthRev-Reconnct Fee	JE	31076763	7/19/2012	(26.00)
51510012	Purchased Power P	EE	70023681	7/19/2012	138.50
51510014	Purchased Power TD	EE	70023679	7/19/2012	110.33
51510014	Purchased Power TD	EE	70023684	7/19/2012	19.58
52514904	Cust Edu Comm-Consrv	ST	31076695	7/19/2012	17.29
52532014	Electricity TD	EE	70023682	7/19/2012	23.32
52532014	Electricity TD	EE	70023683	7/19/2012	175.27
52532016	Electricity AG	EE	70023680	7/19/2012	223.93
52542015	Forms CA	PV	43141986	7/19/2012	577.03
52542015	Forms CA	PV	43141987	7/19/2012	11,420.00
52542015	Forms CA	PV	43141989	7/19/2012	3,361.76
52585000	Discounts Available	PX	8031	7/19/2012	(5.34)
52585000	Discounts Available	PK	62066138	7/19/2012	(5.50)
52585000	Discounts Available	PK	62066138	7/19/2012	(5.72)
52585000	Discounts Available	PK	62066138	7/19/2012	(66.30)
52585000	Discounts Available	PK	62066139	7/19/2012	(8.42)
53150015	Contr Svc-Other CA	PV	43142596	7/19/2012	8,583.00
55010100	Trans Lease Costs	PD	42707127	7/19/2012	17.00
57010015	Uncoll Accts Exp CA	JE	31076763	7/19/2012	(104.66)
40111000	Res Sales Billed	JE	31076795	7/20/2012	(108,142.00)
40111000	Res Sales Billed	JE	31076795	7/20/2012	(16.97)
40121000	Com Sales Billed	JE	31076795	7/20/2012	(141,251.59)
40121000	Com Sales Billed	JE	31076795	7/20/2012	(34.01)
40131000	Ind Sales Billed	JE	31076795	7/20/2012	(424.64)
40145000	Priv Fire Billed	JE	31076795	7/20/2012	(13,526.30)
40151000	Publ Auth Billed	JE	31076795	7/20/2012	(7,167.97)
40310400	OthRev-NSF Ck Chrg	JE	31076795	7/20/2012	(180.00)
40310500	OthRev-Appl/InitFee	JE	31076795	7/20/2012	(2,834.00)
40310500	OthRev-Appl/InitFee	JE	31076795	7/20/2012	(26.00)
40310700	OthRev-Reconnct Fee	JE	31076795	7/20/2012	(1,092.00)
51510012	Purchased Power P	EE	70023975	7/20/2012	21.36
52532014	Electricity TD	EE	70023941	7/20/2012	35.96
52532014	Electricity TD	EE	70023974	7/20/2012	22.99
52585000	Discounts Available	PN	8124	7/20/2012	(150.21)
52585000	Discounts Available	PX	8080	7/20/2012	(21.36)
52585000	Discounts Available	PX	8080	7/20/2012	(31.22)
52585000	Discounts Available	PX	8080	7/20/2012	(2.64)
52585000	Discounts Available	PX	8080	7/20/2012	(23.56)
52585000	Discounts Available	PX	8080	7/20/2012	(7.92)
52585000	Discounts Available	PK	62066155	7/20/2012	(28.68)
52585000	Discounts Available	PK	62066156	7/20/2012	(3.12)
52585000	Discounts Available	PK	62066156	7/20/2012	(2.81)
52585000	Discounts Available	PK	62066156	7/20/2012	(373.47)
55010200	Trans Lease Fuel	PV	43142628	7/20/2012	(5.51)
55010200	Trans Lease Fuel	PV	43142628	7/20/2012	53.16
55010200	Trans Lease Fuel	PV	43142628	7/20/2012	(0.36)
55010200	Trans Lease Fuel	PV	43142628	7/20/2012	(3.78)
55010200	Trans Lease Fuel	PV	43142628	7/20/2012	(1.02)
55010200	Trans Lease Fuel	PV	43142628	7/20/2012	(0.56)
55010200	Trans Lease Fuel	PV	43142628	7/20/2012	(0.89)
55010200	Trans Lease Fuel	PV	43142628	7/20/2012	131.28
55010200	Trans Lease Fuel	PV	43142628	7/20/2012	58.18

## Kentucky American Water Company

Case No. 2012-00520

Response to PSC DR1, Item 31

Account	Description	Doc Type	Document Number	Posting Date	Amount
55010200	Trans Lease Fuel	PV	43142628	7/20/2012	187.33
55010200	Trans Lease Fuel	PV	43142628	7/20/2012	(0.59)
55010200	Trans Lease Fuel	PV	43142628	7/20/2012	(1.76)
55010200	Trans Lease Fuel	PV	43142628	7/20/2012	88.90
55010200	Trans Lease Fuel	PV	43142628	7/20/2012	163.45
55010200	Trans Lease Fuel	PV	43142628	7/20/2012	137.85
55010200	Trans Lease Fuel	PV	43142628	7/20/2012	39.66
55010200	Trans Lease Fuel	PV	43142628	7/20/2012	323.02
55010200	Trans Lease Fuel	PV	43142628	7/20/2012	371.49
55010200	Trans Lease Fuel	PV	43142628	7/20/2012	250.86
55010200	Trans Lease Fuel	PV	43142628	7/20/2012	284.24
55010200	Trans Lease Fuel	PV	43142628	7/20/2012	541.85
55010200	Trans Lease Fuel	PV	43142628	7/20/2012	407.08
55010200	Trans Lease Fuel	PV	43142628	7/20/2012	134.86
55010200	Trans Lease Fuel	PV	43142628	7/20/2012	369.01
55010200	Trans Lease Fuel	PV	43142628	7/20/2012	293.45
55010200	Trans Lease Fuel	PV	43142628	7/20/2012	369.93
55010200	Trans Lease Fuel	PV	43142628	7/20/2012	258.51
55010200	Trans Lease Fuel	PV	43142628	7/20/2012	157.95
55010200	Trans Lease Fuel	PV	43142628	7/20/2012	291.88
55010200	Trans Lease Fuel	PV	43142628	7/20/2012	(1.53)
55010200	Trans Lease Fuel	PV	43142628	7/20/2012	654.79
55010200	Trans Lease Fuel	PV	43142628	7/20/2012	909.05
55010200	Trans Lease Fuel	PV	43142628	7/20/2012	242.94
55010200	Trans Lease Fuel	PV	43142628	7/20/2012	249.86
55010200	Trans Lease Fuel	PV	43142628	7/20/2012	380.41
55010200	Trans Lease Fuel	PV	43142628	7/20/2012	226.92
55010200	Trans Lease Fuel	PV	43142628	7/20/2012	158.39
55010200	Trans Lease Fuel	PV	43142628	7/20/2012	390.81
55010200	Trans Lease Fuel	PV	43142628	7/20/2012	(1.16)
55010200	Trans Lease Fuel	PV	43142628	7/20/2012	273.67
55010200	Trans Lease Fuel	PV	43142628	7/20/2012	106.87
55010200	Trans Lease Fuel	PV	43142628	7/20/2012	238.17
55010200	Trans Lease Fuel	PV	43142628	7/20/2012	237.23
55010200	Trans Lease Fuel	PV	43142628	7/20/2012	108.25
55010200	Trans Lease Fuel	PV	43142628	7/20/2012	350.46
55010200	Trans Lease Fuel	PV	43142628	7/20/2012	32.89
55010200	Trans Lease Fuel	PV	43142628	7/20/2012	402.63
55010200	Trans Lease Fuel	PV	43142628	7/20/2012	96.67
55010200	Trans Lease Fuel	PV	43142628	7/20/2012	47.97
55010200	Trans Lease Fuel	PV	43142628	7/20/2012	44.45
55010200	Trans Lease Fuel	PV	43142628	7/20/2012	33.50
55010200	Trans Lease Fuel	PV	43142628	7/20/2012	145.81
55010200	Trans Lease Fuel	PV	43142628	7/20/2012	(2.07)
55010200	Trans Lease Fuel	PV	43142628	7/20/2012	180.27
55010200	Trans Lease Fuel	PV	43142628	7/20/2012	(2.64)
55010200	Trans Lease Fuel	PV	43142628	7/20/2012	453.86
55010200	Trans Lease Fuel	PV	43142628	7/20/2012	988.22
55010200	Trans Lease Fuel	PV	43142628	7/20/2012	795.03
55010200	Trans Lease Fuel	PV	43142628	7/20/2012	(7.64)
55010200	Trans Lease Fuel	PV	43142628	7/20/2012	209.54
55010200	Trans Lease Fuel	PV	43142628	7/20/2012	153.97
55010200	Trans Lease Fuel	PV	43142628	7/20/2012	224.91



## Kentucky American Water Company

Case No. 2012-00520

Response to PSC DR1, Item 31

Account	Description	Doc Type	Document Number	Posting Date	Amount
55010200	Trans Lease Fuel	PV	43142628	7/20/2012	(9.08)
55010200	Trans Lease Fuel	PV	43142628	7/20/2012	254.99
55010200	Trans Lease Fuel	PV	43142628	7/20/2012	(0.38)
55010200	Trans Lease Fuel	PV	43142628	7/20/2012	(0.83)
55010200	Trans Lease Fuel	PV	43142628	7/20/2012	434.50
55010200	Trans Lease Fuel	PV	43142628	7/20/2012	449.93
55010200	Trans Lease Fuel	PV	43142628	7/20/2012	136.62
55010200	Trans Lease Fuel	PV	43142628	7/20/2012	67.17
55010200	Trans Lease Fuel	PV	43142628	7/20/2012	(1.17)
55010200	Trans Lease Fuel	PV	43142628	7/20/2012	541.76
55010200	Trans Lease Fuel	PV	43142628	7/20/2012	642.18
55010200	Trans Lease Fuel	PV	43142628	7/20/2012	48.84
55010200	Trans Lease Fuel	PV	43142628	7/20/2012	23.49
55010200	Trans Lease Fuel	PV	43142628	7/20/2012	159.32
55010200	Trans Lease Fuel	PV	43142628	7/20/2012	295.56
55010200	Trans Lease Fuel	PV	43142628	7/20/2012	324.15
55010200	Trans Lease Fuel	PV	43142628	7/20/2012	225.58
55010200	Trans Lease Fuel	PV	43142628	7/20/2012	74.02
55010200	Trans Lease Fuel	PV	43142628	7/20/2012	38.53
55010200	Trans Lease Fuel	PV	43142628	7/20/2012	615.17
55010200	Trans Lease Fuel	PV	43142628	7/20/2012	436.13
55010200	Trans Lease Fuel	PV	43142628	7/20/2012	447.22
55010200	Trans Lease Fuel	PV	43142628	7/20/2012	226.47
55010200	Trans Lease Fuel	PV	43142628	7/20/2012	509.84
55010200	Trans Lease Fuel	PV	43142628	7/20/2012	215.98
55010200	Trans Lease Fuel	PV	43142628	7/20/2012	639.77
55010200	Trans Lease Fuel	PV	43142628	7/20/2012	(0.41)
55010200	Trans Lease Fuel	PV	43142628	7/20/2012	56.57
55010200	Trans Lease Fuel	PV	43142628	7/20/2012	63.59
55010200	Trans Lease Fuel	PV	43142628	7/20/2012	563.70
55010200	Trans Lease Fuel	PV	43142628	7/20/2012	1,076.88
55010200	Trans Lease Fuel	PV	43142628	7/20/2012	664.78
55010200	Trans Lease Fuel	PV	43142628	7/20/2012	229.78
55010200	Trans Lease Fuel	PV	43142628	7/20/2012	133.62
55010200	Trans Lease Fuel	PV	43142628	7/20/2012	36.15
55010200	Trans Lease Fuel	PV	43142628	7/20/2012	346.86
55010200	Trans Lease Fuel	PV	43142628	7/20/2012	392.59
55010200	Trans Lease Fuel	PV	43142628	7/20/2012	375.54
55010200	Trans Lease Fuel	PV	43142628	7/20/2012	436.10
55010200	Trans Lease Fuel	PV	43142628	7/20/2012	23.36
55010200	Trans Lease Fuel	PV	43142628	7/20/2012	229.59
55010200	Trans Lease Fuel	PV	43142628	7/20/2012	176.60
55010200	Trans Lease Fuel	PV	43142628	7/20/2012	317.69
55010200	Trans Lease Fuel	PV	43142628	7/20/2012	177.68
55010200	Trans Lease Fuel	PV	43142628	7/20/2012	358.80
55010300	Trans Lease Maint	PD	43142626	7/20/2012	207.10
55010300	Trans Lease Maint	PD	43142626	7/20/2012	9.05
55010300	Trans Lease Maint	PD	43142626	7/20/2012	19.45
55010300	Trans Lease Maint	PD	43142626	7/20/2012	5.00
55010300	Trans Lease Maint	PD	43142626	7/20/2012	4.00
55010300	Trans Lease Maint	PD	43142626	7/20/2012	(4,500.00)
55010300	Trans Lease Maint	PD	43142626	7/20/2012	(1,400.00)
55010300	Trans Lease Maint	PD	43142626	7/20/2012	9.25

Kentucky American Water Company

Case No. 2012-00520

Response to PSC DR1, Item 31

Account	Description	Doc Type	Document Number	Posting Date	Amount
55010300	Trans Lease Maint	PD	43142626	7/20/2012	1.00
55010300	Trans Lease Maint	PD	43142626	7/20/2012	1.00
55010300	Trans Lease Maint	PD	43142626	7/20/2012	1.00
55010300	Trans Lease Maint	PD	43142626	7/20/2012	1.00
55010300	Trans Lease Maint	PD	43142626	7/20/2012	1.00
55010300	Trans Lease Maint	PD	43142626	7/20/2012	1.00
55010300	Trans Lease Maint	PD	43142626	7/20/2012	1.00
55010300	Trans Lease Maint	PD	43142626	7/20/2012	1.00
55010300	Trans Lease Maint	PD	43142626	7/20/2012	(1,400.00)
55010300	Trans Lease Maint	PD	43142626	7/20/2012	(5,400.00)
55010300	Trans Lease Maint	PD	43142626	7/20/2012	5.00
55010300	Trans Lease Maint	PD	43142626	7/20/2012	5.00
55010300	Trans Lease Maint	PD	43142626	7/20/2012	5.00
55010300	Trans Lease Maint	PD	43142626	7/20/2012	1.00
55010300	Trans Lease Maint	PD	43142626	7/20/2012	1.00
55010300	Trans Lease Maint	PD	43142626	7/20/2012	1.00
55010300	Trans Lease Maint	PD	43142626	7/20/2012	1.00
55010300	Trans Lease Maint	PD	43142626	7/20/2012	1.00
55010300	Trans Lease Maint	PD	43142626	7/20/2012	1.00
55010300	Trans Lease Maint	PD	43142626	7/20/2012	1.00
55010300	Trans Lease Maint	PD	43142626	7/20/2012	1.00
55010300	Trans Lease Maint	PD	43142626	7/20/2012	1.00
55010300	Trans Lease Maint	PD	43142626	7/20/2012	1.00
55010300	Trans Lease Maint	PD	43142626	7/20/2012	1.00
55010300	Trans Lease Maint	PD	43142626	7/20/2012	1.00
55010300	Trans Lease Maint	PD	43142626	7/20/2012	1.00
55010300	Trans Lease Maint	PD	43142626	7/20/2012	1.00
55010300	Trans Lease Maint	PD	43142626	7/20/2012	(1.00)
55010300	Trans Lease Maint	PD	43142626	7/20/2012	1.00
55010300	Trans Lease Maint	PD	43142626	7/20/2012	1.00
55010300	Trans Lease Maint	PD	43142626	7/20/2012	1.00
55010300	Trans Lease Maint	PD	43142626	7/20/2012	1.00
55010300	Trans Lease Maint	PD	43142626	7/20/2012	1.00
55010300	Trans Lease Maint	PD	43142626	7/20/2012	1.00
55010300	Trans Lease Maint	PD	43142626	7/20/2012	1.00
55010300	Trans Lease Maint	PD	43142626	7/20/2012	5.00
55010300	Trans Lease Maint	PD	43142626	7/20/2012	18.31
55010300	Trans Lease Maint	PD	43142626	7/20/2012	15.42
55010300	Trans Lease Maint	PD	43142626	7/20/2012	16.59
55010300	Trans Lease Maint	PD	43142626	7/20/2012	17.33
55010300	Trans Lease Maint	PD	43142626	7/20/2012	17.22
55010300	Trans Lease Maint	PD	43142626	7/20/2012	17.25
55010300	Trans Lease Maint	PD	43142626	7/20/2012	17.24
55010300	Trans Lease Maint	PD	43142626	7/20/2012	853.02
55010300	Trans Lease Maint	PD	43142626	7/20/2012	17.24
55010300	Trans Lease Maint	PD	43142626	7/20/2012	15.91
55010300	Trans Lease Maint	PD	43142626	7/20/2012	15.94
55010300	Trans Lease Maint	PD	43142626	7/20/2012	15.90
55010300	Trans Lease Maint	PD	43142626	7/20/2012	15.91
55010300	Trans Lease Maint	PD	43142626	7/20/2012	15.91
55010300	Trans Lease Maint	PD	43142626	7/20/2012	816.11
55010300	Trans Lease Maint	PD	43142626	7/20/2012	16.52
55010300	Trans Lease Maint	PD	43142626	7/20/2012	19.04
55010300	Trans Lease Maint	PD	43142626	7/20/2012	139.78
55010300	Trans Lease Maint	PD	43142626	7/20/2012	18.94
55010300	Trans Lease Maint	PD	43142626	7/20/2012	15.98

Kentucky American Water Company

Case No. 2012-00520

Response to PSC DR1, Item 31

Account	Description	Doc Type	Document Number	Posting Date	Amount
55010300	Trans Lease Maint	PD	43142626	7/20/2012	22.37
55010300	Trans Lease Maint	PD	43142626	7/20/2012	156.96
55010300	Trans Lease Maint	PD	43142626	7/20/2012	14.56
55010300	Trans Lease Maint	PD	43142626	7/20/2012	95.94
55010300	Trans Lease Maint	PD	43142626	7/20/2012	19.15
55010300	Trans Lease Maint	PD	43142626	7/20/2012	30.13
55010300	Trans Lease Maint	PD	43142626	7/20/2012	1.00
55010300	Trans Lease Maint	PD	43142626	7/20/2012	113.16
55010300	Trans Lease Maint	PD	43142626	7/20/2012	18.38
55010300	Trans Lease Maint	PD	43142626	7/20/2012	18.59
55010300	Trans Lease Maint	PD	43142626	7/20/2012	1.00
55010300	Trans Lease Maint	PD	43142626	7/20/2012	1.00
55010300	Trans Lease Maint	PD	43142626	7/20/2012	1.00
55010300	Trans Lease Maint	PD	43142626	7/20/2012	(384.45)
55010300	Trans Lease Maint	PD	43142626	7/20/2012	25.05
55010300	Trans Lease Maint	PD	43142626	7/20/2012	(392.60)
55010300	Trans Lease Maint	PD	43142626	7/20/2012	16.05
55010300	Trans Lease Maint	PD	43142626	7/20/2012	(11,131.69)
55010300	Trans Lease Maint	PD	43142626	7/20/2012	15.00
55010300	Trans Lease Maint	PD	43142626	7/20/2012	15.00
55010300	Trans Lease Maint	PD	43142626	7/20/2012	1.00
55010300	Trans Lease Maint	PD	43142626	7/20/2012	1.00
55010300	Trans Lease Maint	PD	43142626	7/20/2012	1.00
55010300	Trans Lease Maint	PD	43142626	7/20/2012	1.00
55010300	Trans Lease Maint	PD	43142626	7/20/2012	18.91
55010300	Trans Lease Maint	PD	43142626	7/20/2012	27.00
55010300	Trans Lease Maint	PD	43142626	7/20/2012	2,439.31
55010300	Trans Lease Maint	PD	43142626	7/20/2012	9.25
55010300	Trans Lease Maint	PD	43142626	7/20/2012	9.25
55010300	Trans Lease Maint	PD	43142626	7/20/2012	3,183.55
55010300	Trans Lease Maint	PD	43142626	7/20/2012	9.25
55010300	Trans Lease Maint	PD	43142626	7/20/2012	1.00
55010300	Trans Lease Maint	PD	43142626	7/20/2012	1.00
55010300	Trans Lease Maint	PD	43142626	7/20/2012	5.00
55010300	Trans Lease Maint	PD	43142626	7/20/2012	87.76
55010300	Trans Lease Maint	PD	43142626	7/20/2012	5.00
55010300	Trans Lease Maint	PD	43142626	7/20/2012	(6,900.00)
55010300	Trans Lease Maint	PD	43142626	7/20/2012	(7,700.00)
55010300	Trans Lease Maint	PD	43142626	7/20/2012	755.97
55010300	Trans Lease Maint	PD	43142626	7/20/2012	82.23
55010300	Trans Lease Maint	PD	43142626	7/20/2012	5.00
55010300	Trans Lease Maint	PD	43142626	7/20/2012	366.39
55010300	Trans Lease Maint	PD	43142626	7/20/2012	1.00
55010300	Trans Lease Maint	PD	43142626	7/20/2012	9.25
55010300	Trans Lease Maint	PD	43142626	7/20/2012	1,287.15
55010300	Trans Lease Maint	PD	43142626	7/20/2012	5.00
55010300	Trans Lease Maint	PD	43142626	7/20/2012	4.00
55010300	Trans Lease Maint	PD	43142626	7/20/2012	644.78
55010300	Trans Lease Maint	PD	43142626	7/20/2012	5.00
55010300	Trans Lease Maint	PD	43142626	7/20/2012	5.00
55010300	Trans Lease Maint	PD	43142626	7/20/2012	5.00
55010300	Trans Lease Maint	PD	43142626	7/20/2012	5.00
55010300	Trans Lease Maint	PD	43142626	7/20/2012	5.00

Kentucky American Water Company  
Case No. 2012-00520  
Response to PSC DR1, Item 31

Account	Description	Doc Type	Document Number	Posting Date	Amount
55010300	Trans Lease Maint	PD	43142626	7/20/2012	9.25
55010300	Trans Lease Maint	PD	43142626	7/20/2012	9.25
55010300	Trans Lease Maint	PD	43142626	7/20/2012	1.00
55010300	Trans Lease Maint	PD	43142626	7/20/2012	5.00
55010300	Trans Lease Maint	PD	43142626	7/20/2012	355.79
55010300	Trans Lease Maint	PD	43142626	7/20/2012	5.00
55010300	Trans Lease Maint	PD	43142626	7/20/2012	5.00
55010300	Trans Lease Maint	PD	43142626	7/20/2012	5.00
55010300	Trans Lease Maint	PD	43142626	7/20/2012	5.00
55010300	Trans Lease Maint	PD	43142626	7/20/2012	146.25
55010300	Trans Lease Maint	PD	43142626	7/20/2012	5.00
55010300	Trans Lease Maint	PD	43142626	7/20/2012	468.33
55010300	Trans Lease Maint	PD	43142626	7/20/2012	5.00
55010300	Trans Lease Maint	PD	43142626	7/20/2012	5.00
55010300	Trans Lease Maint	PD	43142626	7/20/2012	5.00
55010300	Trans Lease Maint	PD	43142626	7/20/2012	87.77
55010300	Trans Lease Maint	PD	43142626	7/20/2012	5.00
55010300	Trans Lease Maint	PD	43142626	7/20/2012	5.00
55010300	Trans Lease Maint	PD	43142626	7/20/2012	5.00
55010300	Trans Lease Maint	PD	43142626	7/20/2012	53.83
55010300	Trans Lease Maint	PD	43142626	7/20/2012	72.91
55010300	Trans Lease Maint	PD	43142626	7/20/2012	1.00
55010300	Trans Lease Maint	PD	43142626	7/20/2012	5.00
55010300	Trans Lease Maint	PD	43142626	7/20/2012	49.60
55010300	Trans Lease Maint	PD	43142626	7/20/2012	5.00
55010300	Trans Lease Maint	PD	43142626	7/20/2012	434.02
57010015	Uncoll Accts Exp CA	JE	31076795	7/20/2012	(310.53)
62002400	M&S Maint TD	II	742964	7/20/2012	262.08
62002400	M&S Maint TD	IR	742989	7/20/2012	(124.43)
62002400	M&S Maint TD	IR	742989	7/20/2012	(60.75)
62002400	M&S Maint TD	IR	742990	7/20/2012	(60.75)
71511000	M&J Revenues	RI	10181910	7/21/2012	(7,741.47)
71511000	M&J Revenues	RI	10181911	7/21/2012	(1,156.33)
71511000	M&J Revenues	RI	10181912	7/21/2012	(598.00)
71511000	M&J Revenues	RI	10181913	7/21/2012	(2,217.35)
71511000	M&J Revenues	RI	10181914	7/21/2012	(598.36)
71511000	M&J Revenues	RI	10181915	7/21/2012	(720.78)
50101300	Labor Oper WT	T2	47949	7/22/2012	1,707.46
50101300	Labor Oper WT	T2	47949	7/22/2012	532.20
50101300	Labor Oper WT	T2	47949	7/22/2012	13,860.40
50101300	Labor Oper WT	T2	47949	7/22/2012	15,098.80
50101300	Labor Oper WT	T2	47949	7/22/2012	10,086.48
50101300	Labor Oper WT	T2	47949	7/22/2012	826.65
50101305	Labor Oper WT SupEng	T2	47949	7/22/2012	4,199.01
50101305	Labor Oper WT SupEng	T2	47949	7/22/2012	9,557.09
50101305	Labor Oper WT SupEng	T2	47949	7/22/2012	2,899.16
50101305	Labor Oper WT SupEng	T2	47949	7/22/2012	2,521.45
50101305	Labor Oper WT SupEng	T2	47949	7/22/2012	4,556.10
50101305	Labor Oper WT SupEng	T2	47949	7/22/2012	7,755.22
50101305	Labor Oper WT SupEng	T2	47949	7/22/2012	298.34
50101400	Labor Oper TD	T2	47949	7/22/2012	46,420.16
50101400	Labor Oper TD	T2	47949	7/22/2012	2,354.05
50101400	Labor Oper TD	T2	47949	7/22/2012	590.72

Kentucky American Water Company  
Case No. 2012-00520  
Response to PSC DR1, Item 31

Account	Description	Doc Type	Document Number	Posting Date	Amount
50101400	Labor Oper TD	T2	47949	7/22/2012	2,057.47
50101405	Labor Oper TD SupEng	T2	47949	7/22/2012	1,286.14
50101405	Labor Oper TD SupEng	T2	47949	7/22/2012	644.46
50101405	Labor Oper TD SupEng	T2	47949	7/22/2012	1,584.15
50101405	Labor Oper TD SupEng	T2	47949	7/22/2012	1,520.64
50101415	Labor Oper TD Lines	T2	47949	7/22/2012	2,700.18
50101415	Labor Oper TD Lines	T2	47949	7/22/2012	1,320.77
50101415	Labor Oper TD Lines	T2	47949	7/22/2012	1,934.06
50101420	Labor Oper TD Meter	T2	47949	7/22/2012	16,421.86
50101500	Labor Oper CA	T2	47949	7/22/2012	1,776.84
50101500	Labor Oper CA	T2	47949	7/22/2012	488.46
50101510	Labor Oper CA MtrRd	T2	47949	7/22/2012	6,866.34
50101520	Labor Oper CA CstSrv	T2	47949	7/22/2012	2,090.44
50101600	Labor Oper AG	T2	47949	7/22/2012	15,945.64
50101600	Labor Oper AG	T2	47949	7/22/2012	0.00
50101600	Labor Oper AG	T2	47949	7/22/2012	2,128.72
50101600	Labor Oper AG	T2	47949	7/22/2012	3,841.72
50101600	Labor Oper AG	T2	47949	7/22/2012	6,746.53
50101600	Labor Oper AG	T2	47949	7/22/2012	1,124.99
50101600	Labor Oper AG	T2	47949	7/22/2012	0.00
50101600	Labor Oper AG	T2	47949	7/22/2012	2,794.98
50102300	Labor Maint WT	T2	47949	7/22/2012	859.95
50102300	Labor Maint WT	T2	47949	7/22/2012	3,931.20
50102300	Labor Maint WT	T2	47949	7/22/2012	2,088.45
50102400	Labor Maint TD	T2	47949	7/22/2012	3,654.32
50102410	Labor Mnt TD Str&Imp	T2	47949	7/22/2012	23.07
50102420	Labor Mnt TD Mains	T2	47949	7/22/2012	2,518.29
50102420	Labor Mnt TD Mains	T2	47949	7/22/2012	123.42
50102420	Labor Mnt TD Mains	T2	47949	7/22/2012	1,770.18
50102420	Labor Mnt TD Mains	T2	47949	7/22/2012	901.57
50102430	Labor Mnt TD Service	T2	47949	7/22/2012	9,329.02
50102430	Labor Mnt TD Service	T2	47949	7/22/2012	53.14
50102430	Labor Mnt TD Service	T2	47949	7/22/2012	66.42
50102430	Labor Mnt TD Service	T2	47949	7/22/2012	1,072.42
50102435	Labor Mnt TD Meter	T2	47949	7/22/2012	982.80
50102440	Labor Mnt TD Hydrant	T2	47949	7/22/2012	855.81
50102440	Labor Mnt TD Hydrant	T2	47949	7/22/2012	171.84
50102440	Labor Mnt TD Hydrant	T2	47949	7/22/2012	2,280.90
50111300	LaborOper NS OT WT	T2	47949	7/22/2012	203.87
50111300	LaborOper NS OT WT	T2	47949	7/22/2012	399.16
50111300	LaborOper NS OT WT	T2	47949	7/22/2012	2,328.55
50111300	LaborOper NS OT WT	T2	47949	7/22/2012	299.34
50111300	LaborOper NS OT WT	T2	47949	7/22/2012	2,357.28
50111300	LaborOper NS OT WT	T2	47949	7/22/2012	69.21
50111305	LaborOperNS OT WT SE	T2	47949	7/22/2012	403.71
50111305	LaborOperNS OT WT SE	T2	47949	7/22/2012	40.97
50111305	LaborOperNS OT WT SE	T2	47949	7/22/2012	987.08
50111400	LaborOper NS OT TD	T2	47949	7/22/2012	733.72
50111415	LaborOperNS OT TD Ln	T2	47949	7/22/2012	301.59
50111420	LaborOperNS OT TD Mt	T2	47949	7/22/2012	3,127.59
50111510	LaborOperNS OT CA MR	T2	47949	7/22/2012	472.27
50112300	LaborMaint NS OT WT	T2	47949	7/22/2012	184.73
50112300	LaborMaint NS OT WT	T2	47949	7/22/2012	580.42

## Kentucky American Water Company

Case No. 2012-00520

Response to PSC DR1, Item 31

Account	Description	Doc Type	Document Number	Posting Date	Amount
50112300	LaborMaint NS OT WT	T2	47949	7/22/2012	37.31
50112400	LaborMaint NS OT TD	T2	47949	7/22/2012	339.81
50112420	LaborMaintNSOT TD Mn	T2	47949	7/22/2012	1,344.71
50112420	LaborMaintNSOT TD Mn	T2	47949	7/22/2012	155.60
50112430	LaborMaintNSOT TD Sv	T2	47949	7/22/2012	1,327.58
50112430	LaborMaintNSOT TD Sv	T2	47949	7/22/2012	341.11
50112440	LaborMaintNSOT TD Hy	T2	47949	7/22/2012	174.61
50171000	Annual Incent Plan	T3	47950	7/22/2012	3,180.51
50171000	Annual Incent Plan	T3	47950	7/22/2012	481.33
50171000	Annual Incent Plan	T3	47950	7/22/2012	212.87
50171000	Annual Incent Plan	T3	47950	7/22/2012	271.37
50171000	Annual Incent Plan	T3	47950	7/22/2012	692.72
50171000	Annual Incent Plan	T3	47950	7/22/2012	549.80
50171000	Annual Incent Plan	T3	47950	7/22/2012	2,377.79
50171000	Annual Incent Plan	T3	47950	7/22/2012	681.74
50171000	Annual Incent Plan	T3	47950	7/22/2012	257.25
50171000	Annual Incent Plan	T3	47950	7/22/2012	321.54
50421000	401k Expense	T3	47950	7/22/2012	427.50
50421000	401k Expense	T3	47950	7/22/2012	85.15
50421000	401k Expense	T3	47950	7/22/2012	27.19
50421000	401k Expense	T3	47950	7/22/2012	160.70
50421000	401k Expense	T3	47950	7/22/2012	221.24
50421000	401k Expense	T3	47950	7/22/2012	1,780.69
50421000	401k Expense	T3	47950	7/22/2012	4.19
50421000	401k Expense	T3	47950	7/22/2012	38.24
50421000	401k Expense	T3	47950	7/22/2012	81.00
50421000	401k Expense	T3	47950	7/22/2012	38.26
50421000	401k Expense	T3	47950	7/22/2012	3.08
50421000	401k Expense	T3	47950	7/22/2012	31.87
50421000	401k Expense	T3	47950	7/22/2012	50.05
50421000	401k Expense	T3	47950	7/22/2012	1.33
50421000	401k Expense	T3	47950	7/22/2012	1.66
50421000	401k Expense	T3	47950	7/22/2012	14.76
50421000	401k Expense	T3	47950	7/22/2012	272.06
50421000	401k Expense	T3	47950	7/22/2012	278.78
50421000	401k Expense	T3	47950	7/22/2012	428.64
50421000	401k Expense	T3	47950	7/22/2012	241.56
50421000	401k Expense	T3	47950	7/22/2012	151.68
50421000	401k Expense	T3	47950	7/22/2012	127.15
50421000	401k Expense	T3	47950	7/22/2012	62.38
50421000	401k Expense	T3	47950	7/22/2012	16.13
50421000	401k Expense	T3	47950	7/22/2012	40.52
50421000	401k Expense	T3	47950	7/22/2012	11.36
50422000	DCP Expense	T3	47950	7/22/2012	100.96
50422000	DCP Expense	T3	47950	7/22/2012	111.76
50422000	DCP Expense	T3	47950	7/22/2012	142.47
50422000	DCP Expense	T3	47950	7/22/2012	152.10
50422000	DCP Expense	T3	47950	7/22/2012	254.21
50422000	DCP Expense	T3	47950	7/22/2012	2,346.35
50422000	DCP Expense	T3	47950	7/22/2012	6.17
50422000	DCP Expense	T3	47950	7/22/2012	75.70
50422000	DCP Expense	T3	47950	7/22/2012	95.08
50422000	DCP Expense	T3	47950	7/22/2012	82.47

## Kentucky American Water Company

Case No. 2012-00520

Response to PSC DR1, Item 31

Account	Description	Doc Type	Document Number	Posting Date	Amount
50422000	DCP Expense	T3	47950	7/22/2012	53.40
50422000	DCP Expense	T3	47950	7/22/2012	66.62
50422000	DCP Expense	T3	47950	7/22/2012	103.99
50422000	DCP Expense	T3	47950	7/22/2012	417.26
50422000	DCP Expense	T3	47950	7/22/2012	554.98
50422000	DCP Expense	T3	47950	7/22/2012	592.64
50422000	DCP Expense	T3	47950	7/22/2012	229.13
50422000	DCP Expense	T3	47950	7/22/2012	99.02
50422000	DCP Expense	T3	47950	7/22/2012	161.93
50422000	DCP Expense	T3	47950	7/22/2012	31.30
50422000	DCP Expense	T3	47950	7/22/2012	48.11
50422000	DCP Expense	T3	47950	7/22/2012	13.64
50510100	PBOP Cap Credits	T3	47950	7/22/2012	19,043.26
50510100	PBOP Cap Credits	T3	47950	7/22/2012	143.21
50510100	PBOP Cap Credits	T3	47950	7/22/2012	104.27
50510100	PBOP Cap Credits	T3	47950	7/22/2012	56.15
50510100	PBOP Cap Credits	T3	47950	7/22/2012	19.38
50510100	PBOP Cap Credits	T3	47950	7/22/2012	118.22
50510100	PBOP Cap Credits	T3	47950	7/22/2012	8.34
50510100	PBOP Cap Credits	T3	47950	7/22/2012	10.43
50510100	PBOP Cap Credits	T3	47950	7/22/2012	92.74
50550000	Group Insur Expense	T3	47950	7/22/2012	43.07
50550000	Group Insur Expense	T3	47950	7/22/2012	127.37
50550000	Group Insur Expense	T3	47950	7/22/2012	1,532.31
50550000	Group Insur Expense	T3	47950	7/22/2012	33.92
50550000	Group Insur Expense	T3	47950	7/22/2012	505.36
50550000	Group Insur Expense	T3	47950	7/22/2012	58.18
50550000	Group Insur Expense	T3	47950	7/22/2012	479.95
50550000	Group Insur Expense	T3	47950	7/22/2012	222.68
50550000	Group Insur Expense	T3	47950	7/22/2012	196.38
50550100	Group Ins Cap Creds	T3	47950	7/22/2012	43,151.87
50550100	Group Ins Cap Creds	T3	47950	7/22/2012	31.96
50550100	Group Ins Cap Creds	T3	47950	7/22/2012	437.85
50550100	Group Ins Cap Creds	T3	47950	7/22/2012	502.25
50550100	Group Ins Cap Creds	T3	47950	7/22/2012	424.26
50550100	Group Ins Cap Creds	T3	47950	7/22/2012	22.96
50550100	Group Ins Cap Creds	T3	47950	7/22/2012	329.25
50550100	Group Ins Cap Creds	T3	47950	7/22/2012	245.66
50550100	Group Ins Cap Creds	T3	47950	7/22/2012	9.88
50550100	Group Ins Cap Creds	T3	47950	7/22/2012	12.35
50550100	Group Ins Cap Creds	T3	47950	7/22/2012	109.88
50610100	Pension Cap Credits	T3	47950	7/22/2012	29,595.79
50610100	Pension Cap Credits	T3	47950	7/22/2012	222.56
50610100	Pension Cap Credits	T3	47950	7/22/2012	162.08
50610100	Pension Cap Credits	T3	47950	7/22/2012	87.25
50610100	Pension Cap Credits	T3	47950	7/22/2012	30.12
50610100	Pension Cap Credits	T3	47950	7/22/2012	183.76
50610100	Pension Cap Credits	T3	47950	7/22/2012	12.97
50610100	Pension Cap Credits	T3	47950	7/22/2012	16.21
50610100	Pension Cap Credits	T3	47950	7/22/2012	144.14
52001400	M&S Oper TD	PV	43144353	7/22/2012	525.65
52001400	M&S Oper TD	PV	43144356	7/22/2012	1,213.28
52550016	Janitorial AG	PV	43144340	7/22/2012	315.00

Kentucky American Water Company  
Case No. 2012-00520  
Response to PSC DR1, Item 31

Account	Description	Doc Type	Document Number	Posting Date	Amount
52562513	Overnight Shippng WT	PV	43144295	7/22/2012	239.72
52562513	Overnight Shippng WT	PV	43144300	7/22/2012	58.25
52562513	Overnight Shippng WT	PV	43144303	7/22/2012	226.42
52578016	Trash Removal AG	PV	43144310	7/22/2012	94.69
52578016	Trash Removal AG	PV	43144313	7/22/2012	62.88
52578016	Trash Removal AG	PV	43144349	7/22/2012	132.55
53150013	Contr Svc-Other WT	PV	43144284	7/22/2012	100.00
53150013	Contr Svc-Other WT	PV	43144291	7/22/2012	50.00
53150014	Contr Svc-Other TD	PV	43144291	7/22/2012	20.00
53150014	Contr Svc-Other TD	PV	43144291	7/22/2012	419.00
53150016	Contr Svc-Other AG	PV	43144344	7/22/2012	680.00
55000100	Trans Cap Credits	T3	47950	7/22/2012	1,132.13
55000100	Trans Cap Credits	T3	47950	7/22/2012	151.14
55000100	Trans Cap Credits	T3	47950	7/22/2012	287.25
55000100	Trans Cap Credits	T3	47950	7/22/2012	558.88
55000100	Trans Cap Credits	T3	47950	7/22/2012	3,608.43
55000100	Trans Cap Credits	T3	47950	7/22/2012	6,990.56
55000100	Trans Cap Credits	T3	47950	7/22/2012	12.20
55000100	Trans Cap Credits	T3	47950	7/22/2012	167.14
55000100	Trans Cap Credits	T3	47950	7/22/2012	191.72
55000100	Trans Cap Credits	T3	47950	7/22/2012	161.93
55000100	Trans Cap Credits	T3	47950	7/22/2012	8.76
55000100	Trans Cap Credits	T3	47950	7/22/2012	125.68
55000100	Trans Cap Credits	T3	47950	7/22/2012	93.77
55000100	Trans Cap Credits	T3	47950	7/22/2012	3.77
55000100	Trans Cap Credits	T3	47950	7/22/2012	4.72
55000100	Trans Cap Credits	T3	47950	7/22/2012	41.94
55000100	Trans Cap Credits	T3	47950	7/22/2012	712.67
55000100	Trans Cap Credits	T3	47950	7/22/2012	1,414.49
55000100	Trans Cap Credits	T3	47950	7/22/2012	587.23
55000100	Trans Cap Credits	T3	47950	7/22/2012	403.90
55000100	Trans Cap Credits	T3	47950	7/22/2012	502.65
55000100	Trans Cap Credits	T3	47950	7/22/2012	122.57
55010500	Trans Reimb EE Prsnl	T3	47950	7/22/2012	408.48
55720100	Ins W/C Cap Credits	T3	47950	7/22/2012	4,408.01
55720100	Ins W/C Cap Credits	T3	47950	7/22/2012	3.27
55720100	Ins W/C Cap Credits	T3	47950	7/22/2012	44.76
55720100	Ins W/C Cap Credits	T3	47950	7/22/2012	51.27
55720100	Ins W/C Cap Credits	T3	47950	7/22/2012	43.33
55720100	Ins W/C Cap Credits	T3	47950	7/22/2012	2.34
55720100	Ins W/C Cap Credits	T3	47950	7/22/2012	33.61
55720100	Ins W/C Cap Credits	T3	47950	7/22/2012	25.09
55720100	Ins W/C Cap Credits	T3	47950	7/22/2012	1.01
55720100	Ins W/C Cap Credits	T3	47950	7/22/2012	1.26
55720100	Ins W/C Cap Credits	T3	47950	7/22/2012	11.24
62002300	M&S Maint WT	PV	43144317	7/22/2012	1,883.89
62002400	M&S Maint TD	IR	743008	7/22/2012	(17.27)
62002400	M&S Maint TD	IR	743008	7/22/2012	(1,041.30)
62002400	M&S Maint TD	IR	743008	7/22/2012	(253.52)
62002400	M&S Maint TD	IR	743008	7/22/2012	(17.28)
62002400	M&S Maint TD	IR	743008	7/22/2012	(100.94)
62002400	M&S Maint TD	IR	743008	7/22/2012	(46.91)
62002400	M&S Maint TD	IR	743008	7/22/2012	(41.12)



## Kentucky American Water Company

Case No. 2012-00520

Response to PSC DR1, Item 31

Account	Description	Doc Type	Document Number	Posting Date	Amount
62002400	M&S Maint TD	IR	743008	7/22/2012	(7.47)
62002400	M&S Maint TD	IR	743008	7/22/2012	(8.06)
62002400	M&S Maint TD	IR	743008	7/22/2012	(5.98)
62002400	M&S Maint TD	IR	743008	7/22/2012	(22.67)
62002400	M&S Maint TD	IR	743008	7/22/2012	(16.77)
62002400	M&S Maint TD	IR	743008	7/22/2012	(11.96)
62002400	M&S Maint TD	IR	743008	7/22/2012	(12.63)
62002400	M&S Maint TD	IR	743008	7/22/2012	(7.86)
62002400	M&S Maint TD	IR	743008	7/22/2012	(17.13)
62002400	M&S Maint TD	IR	743009	7/22/2012	(495.05)
62002400	M&S Maint TD	IR	743009	7/22/2012	(144.32)
62002400	M&S Maint TD	IR	743009	7/22/2012	(19.07)
62002400	M&S Maint TD	IR	743009	7/22/2012	(112.71)
62002400	M&S Maint TD	IR	743009	7/22/2012	(47.21)
62002400	M&S Maint TD	IR	743009	7/22/2012	(30.04)
62002400	M&S Maint TD	IR	743009	7/22/2012	(265.81)
62002400	M&S Maint TD	IR	743009	7/22/2012	(32.32)
62002400	M&S Maint TD	IR	743009	7/22/2012	(15.36)
62002400	M&S Maint TD	IR	743009	7/22/2012	(78.59)
62002400	M&S Maint TD	IR	743009	7/22/2012	(91.55)
62002400	M&S Maint TD	IR	743009	7/22/2012	(5.98)
62002400	M&S Maint TD	IR	743009	7/22/2012	(5.98)
62002400	M&S Maint TD	IR	743009	7/22/2012	(7.17)
62002400	M&S Maint TD	PV	43144363	7/22/2012	2,783.81
62502600	Misc Maint AG	PV	43144324	7/22/2012	1,188.00
68532000	FUTA	T3	47950	7/22/2012	5.29
68533000	FICA	T3	47950	7/22/2012	480.67
68533000	FICA	T3	47950	7/22/2012	155.13
68533000	FICA	T3	47950	7/22/2012	297.92
68533000	FICA	T3	47950	7/22/2012	484.45
68533000	FICA	T3	47950	7/22/2012	541.73
68533000	FICA	T3	47950	7/22/2012	7,107.24
68533000	FICA	T3	47950	7/22/2012	12.55
68533000	FICA	T3	47950	7/22/2012	171.48
68533000	FICA	T3	47950	7/22/2012	189.81
68533000	FICA	T3	47950	7/22/2012	166.50
68533000	FICA	T3	47950	7/22/2012	9.44
68533000	FICA	T3	47950	7/22/2012	130.68
68533000	FICA	T3	47950	7/22/2012	98.93
68533000	FICA	T3	47950	7/22/2012	3.91
68533000	FICA	T3	47950	7/22/2012	4.89
68533000	FICA	T3	47950	7/22/2012	43.34
68533000	FICA	T3	47950	7/22/2012	772.06
68533000	FICA	T3	47950	7/22/2012	1,737.65
68533000	FICA	T3	47950	7/22/2012	1,474.46
68533000	FICA	T3	47950	7/22/2012	1,235.46
68533000	FICA	T3	47950	7/22/2012	706.32
68533000	FICA	T3	47950	7/22/2012	361.17
68533000	FICA	T3	47950	7/22/2012	508.02
68533000	FICA	T3	47950	7/22/2012	114.37
68533000	FICA	T3	47950	7/22/2012	110.15
68533000	FICA	T3	47950	7/22/2012	22.28
68535000	SUTA	T3	47950	7/22/2012	12.35

## Kentucky American Water Company

Case No. 2012-00520

Response to PSC DR1, Item 31

Account	Description	Doc Type	Document Number	Posting Date	Amount
71521000	M&J Expenses	T2	47949	7/22/2012	259.20
71521000	M&J Expenses	T2	47949	7/22/2012	230.44
71521000	M&J Expenses	T2	47949	7/22/2012	63.36
71521000	M&J Expenses	T3	47950	7/22/2012	107.89
71521000	M&J Expenses	T3	47950	7/22/2012	68.62
71521000	M&J Expenses	T3	47950	7/22/2012	21.98
71521000	M&J Expenses	T3	47950	7/22/2012	18.83
71521000	M&J Expenses	T3	47950	7/22/2012	16.71
71521000	M&J Expenses	T3	47950	7/22/2012	4.59
40111000	Res Sales Billed	JE	31077041	7/23/2012	(293,156.94)
40111000	Res Sales Billed	JE	31077041	7/23/2012	(20,281.25)
40111000	Res Sales Billed	JE	31077041	7/23/2012	(2.67)
40111000	Res Sales Billed	JE	31077041	7/23/2012	(11,666.65)
40121000	Com Sales Billed	JE	31077041	7/23/2012	(127,654.22)
40121000	Com Sales Billed	JE	31077041	7/23/2012	(68.49)
40121000	Com Sales Billed	JE	31077041	7/23/2012	(1,500.94)
40131000	Ind Sales Billed	JE	31077041	7/23/2012	(124.62)
40131000	Ind Sales Billed	JE	31077041	7/23/2012	(258.14)
40145000	Priv Fire Billed	JE	31077041	7/23/2012	(3,702.73)
40151000	Publ Auth Billed	JE	31077041	7/23/2012	(1,365.09)
40161000	Sls/Rsle Billed	JE	31077041	7/23/2012	(79.23)
40211000	Dom WW Svc Billed	JE	31077041	7/23/2012	(1,746.46)
40221000	Com WW Svc Billed	JE	31077041	7/23/2012	(443.50)
40231000	Ind WW Svc Billed	JE	31077041	7/23/2012	(82.99)
40310400	OthRev-NSF Ck Chrg	JE	31077041	7/23/2012	(132.00)
40310500	OthRev-Appl/InitFee	JE	31077041	7/23/2012	(988.00)
40310500	OthRev-Appl/InitFee	JE	31077041	7/23/2012	(988.00)
40310500	OthRev-Appl/InitFee	JE	31077041	7/23/2012	(208.00)
40310700	OthRev-Reconnct Fee	JE	31077041	7/23/2012	(520.00)
40310700	OthRev-Reconnct Fee	JE	31077041	7/23/2012	(26.00)
40310700	OthRev-Reconnct Fee	JE	31077041	7/23/2012	(78.00)
51510012	Purchased Power P	EE	70024199	7/23/2012	270.38
51510014	Purchased Power TD	EE	70024197	7/23/2012	35.99
52501600	Misc Oper AG	PS	43146898	7/23/2012	125.00
52522000	Community Relations	PS	43146625	7/23/2012	350.00
52532014	Electricity TD	EE	70024196	7/23/2012	18.92
52532014	Electricity TD	EE	70024198	7/23/2012	25.05
52550016	Janitorial AG	PV	43146790	7/23/2012	5,403.33
52585000	Discounts Available	PN	8129	7/23/2012	(66.67)
52585000	Discounts Available	PN	8129	7/23/2012	(28.44)
52585000	Discounts Available	PN	8129	7/23/2012	(17.61)
52585000	Discounts Available	PK	62066163	7/23/2012	(8.42)
57010015	Uncoll Accts Exp CA	JE	31077041	7/23/2012	(9.64)
57010015	Uncoll Accts Exp CA	JE	31077041	7/23/2012	(505.11)
62502600	Misc Maint AG	PV	43146698	7/23/2012	7.13
62502600	Misc Maint AG	JE	99071202	7/23/2012	(9,557.05)
40111000	Res Sales Billed	JE	31077118	7/24/2012	(419,062.81)
40111000	Res Sales Billed	JE	31077118	7/24/2012	(18.16)
40111000	Res Sales Billed	JE	31077118	7/24/2012	(55.24)
40121000	Com Sales Billed	JE	31077118	7/24/2012	(243,559.17)
40145000	Priv Fire Billed	JE	31077118	7/24/2012	(10,241.58)
40151000	Publ Auth Billed	JE	31077118	7/24/2012	(8,219.45)
40151000	Publ Auth Billed	JE	31077118	7/24/2012	(151.95)

## Kentucky American Water Company

Case No. 2012-00520

Response to PSC DR1, Item 31

Account	Description	Doc Type	Document Number	Posting Date	Amount
40251000	PubAuth WW Billed	JE	31077118	7/24/2012	(48.11)
40310400	OthRev-NSF Ck Chrg	JE	31077118	7/24/2012	(48.00)
40310500	OthRev-Appl/InitFee	JE	31077118	7/24/2012	(5,902.00)
40310500	OthRev-Appl/InitFee	JE	31077118	7/24/2012	(104.00)
40310700	OthRev-Reconnct Fee	JE	31077118	7/24/2012	(2,262.00)
50452000	Emp Physical Exams	PV	43147710	7/24/2012	35.00
50452000	Emp Physical Exams	PV	43147742	7/24/2012	50.00
50457000	Training	PV	43149747	7/24/2012	1,698.00
51010000	Purchased Water	CC	31080638	7/24/2012	1,456.60
51510012	Purchased Power P	EE	70024441	7/24/2012	788.27
51510014	Purchased Power TD	EE	70024443	7/24/2012	74.47
52001300	M&S Oper WT	CC	31080072	7/24/2012	382.93
52001300	M&S Oper WT	CC	31080321	7/24/2012	8.54
52001300	M&S Oper WT	CC	31081261	7/24/2012	199.23
52001300	M&S Oper WT	CC	31081261	7/24/2012	105.78
52001300	M&S Oper WT	CC	31081280	7/24/2012	520.40
52001400	M&S Oper TD	PV	43147534	7/24/2012	2,166.37
52001400	M&S Oper TD	CC	31077650	7/24/2012	200.00
52001400	M&S Oper TD	CC	31079033	7/24/2012	1,323.00
52001400	M&S Oper TD	CC	31080060	7/24/2012	93.89
52001400	M&S Oper TD	CC	31080207	7/24/2012	23.26
52001400	M&S Oper TD	CC	31080677	7/24/2012	614.31
52001400	M&S Oper TD	CC	31081261	7/24/2012	55.74
52001600	M&S Oper AG	PV	43147538	7/24/2012	291.88
52001600	M&S Oper AG	PV	43149729	7/24/2012	994.13
52001600	M&S Oper AG	CC	31081000	7/24/2012	4.27
52501300	Misc Oper WT	CC	31079791	7/24/2012	3.70
52501300	Misc Oper WT	CC	31079792	7/24/2012	4.23
52501400	Misc Oper TD	PV	43147528	7/24/2012	874.85
52501400	Misc Oper TD	PV	43147531	7/24/2012	51.30
52501400	Misc Oper TD	PV	43147733	7/24/2012	31.42
52501600	Misc Oper AG	PV	43147627	7/24/2012	(2.16)
52501600	Misc Oper AG	PV	43147627	7/24/2012	(0.13)
52501600	Misc Oper AG	CC	31080908	7/24/2012	9.81
52514906	Cust Edu-Bill Insert	PV	43149731	7/24/2012	2,142.62
52514906	Cust Edu-Bill Insert	PV	43149732	7/24/2012	1,899.76
52520000	Collection Agencies	PV	43148009	7/24/2012	144.85
52520000	Collection Agencies	PV	43148040	7/24/2012	1,460.42
52520000	Collection Agencies	PV	43148541	7/24/2012	2,861.32
52524000	Co Dues/Mmbrshp Ded	CC	31080563	7/24/2012	77.00
52532014	Electricity TD	EE	70024442	7/24/2012	36.11
52532014	Electricity TD	EE	70024478	7/24/2012	31.48
52534000	Employee Expenses	CC	31077299	7/24/2012	190.08
52534000	Employee Expenses	CC	31077300	7/24/2012	190.08
52534000	Employee Expenses	CC	31080019	7/24/2012	20.00
52534000	Employee Expenses	CC	31080019	7/24/2012	40.00
52534000	Employee Expenses	CC	31080313	7/24/2012	70.50
52535000	Meals Deductible	RI	10182216	7/24/2012	(17.86)
52535000	Meals Deductible	CC	31077195	7/24/2012	72.00
52535000	Meals Deductible	CC	31077215	7/24/2012	4.96
52535000	Meals Deductible	CC	31079350	7/24/2012	30.70
52535000	Meals Deductible	CC	31079514	7/24/2012	17.46
52535000	Meals Deductible	CC	31079559	7/24/2012	30.48

## Kentucky American Water Company

Case No. 2012-00520

Response to PSC DR1, Item 31

Account	Description	Doc Type	Document Number	Posting Date	Amount
52535000	Meals Deductible	CC	31079793	7/24/2012	15.26
52535000	Meals Deductible	CC	31080056	7/24/2012	7.93
52562013	Off&Adm Supplies WT	CC	31078735	7/24/2012	31.75
52562013	Off&Adm Supplies WT	CC	31079712	7/24/2012	56.47
52562013	Off&Adm Supplies WT	CC	31080203	7/24/2012	47.09
52562016	Off&Adm Supplies AG	CC	31080426	7/24/2012	26.46
52562513	Overnight Shippng WT	PV	43149723	7/24/2012	219.70
52571100	Add'l Security Costs	PV	43147524	7/24/2012	715.20
52571100	Add'l Security Costs	PV	43149748	7/24/2012	503.84
52571100	Add'l Security Costs	PV	43149749	7/24/2012	786.72
52571100	Add'l Security Costs	PV	43149750	7/24/2012	951.65
52574015	Telephone CA	TC	31076906	7/24/2012	279.97
52574015	Telephone CA	TC	31076907	7/24/2012	1,170.82
52574015	Telephone CA	TC	31076908	7/24/2012	110.54
52574016	Telephone AG	TC	31076933	7/24/2012	160.71
52574016	Telephone AG	TC	31076934	7/24/2012	245.49
52574016	Telephone AG	TC	31076935	7/24/2012	2,000.12
52574114	Cell Phone TD	TC	31077044	7/24/2012	171.37
52574116	Cell Phone AG	TC	31077044	7/24/2012	92.28
52574116	Cell Phone AG	TC	31077044	7/24/2012	328.97
52574116	Cell Phone AG	TC	31077044	7/24/2012	44.94
52578016	Trash Removal AG	ST	31077002	7/24/2012	5.68
52578016	Trash Removal AG	ST	31077002	7/24/2012	3.77
52579000	Trustee Fees	PV	43147696	7/24/2012	4,240.00
52579000	Trustee Fees	PV	43147701	7/24/2012	3,232.50
52582013	Uniforms WT	CC	31080020	7/24/2012	98.71
52582013	Uniforms WT	CC	31080024	7/24/2012	55.44
52582013	Uniforms WT	CC	31080321	7/24/2012	39.20
52582013	Uniforms WT	CC	31081000	7/24/2012	4.81
52582013	Uniforms WT	CC	31081000	7/24/2012	25.35
52582013	Uniforms WT	CC	31081001	7/24/2012	100.70
52582014	Uniforms TD	CC	31077560	7/24/2012	98.45
52582014	Uniforms TD	CC	31077561	7/24/2012	378.67
52582014	Uniforms TD	CC	31079062	7/24/2012	218.95
52582014	Uniforms TD	CC	31079065	7/24/2012	42.72
52582014	Uniforms TD	CC	31079952	7/24/2012	174.01
52582014	Uniforms TD	CC	31079953	7/24/2012	42.72
52582014	Uniforms TD	CC	31080856	7/24/2012	88.36
52582014	Uniforms TD	CC	31080857	7/24/2012	158.82
52582014	Uniforms TD	CC	31081000	7/24/2012	21.78
52585000	Discounts Available	PX	8129	7/24/2012	(4.24)
52585000	Discounts Available	PX	8129	7/24/2012	(4.40)
53150013	Contr Svc-Other WT	PV	43147722	7/24/2012	1,380.00
53150013	Contr Svc-Other WT	PV	43147723	7/24/2012	225.00
53150013	Contr Svc-Other WT	PV	43147725	7/24/2012	100.00
53150013	Contr Svc-Other WT	PV	43149711	7/24/2012	560.00
53150013	Contr Svc-Other WT	PV	43149713	7/24/2012	50.00
53150013	Contr Svc-Other WT	PV	43149715	7/24/2012	50.00
53150013	Contr Svc-Other WT	PV	43149738	7/24/2012	378.00
53150013	Contr Svc-Other WT	PV	43149738	7/24/2012	210.00
53150014	Contr Svc-Other TD	PV	43147596	7/24/2012	28.00
53150014	Contr Svc-Other TD	PV	43147679	7/24/2012	4,970.00
53150014	Contr Svc-Other TD	PV	43147738	7/24/2012	4,525.00

## Kentucky American Water Company

Case No. 2012-00520

Response to PSC DR1, Item 31

Account	Description	Doc Type	Document Number	Posting Date	Amount
54140016	Rents-Equip AG	PV	43149745	7/24/2012	210.28
55000016	Trans Oper AG	PS	43148688	7/24/2012	42.11
55000016	Trans Oper AG	CC	31079282	7/24/2012	256.44
55010300	Trans Lease Maint	CC	31079580	7/24/2012	12.23
57010015	Uncoll Accts Exp CA	JE	31077033	7/24/2012	(0.29)
57010015	Uncoll Accts Exp CA	JE	31077118	7/24/2012	(71.39)
62002100	M&S Maint SS	PV	43147553	7/24/2012	423.11
62002300	M&S Maint WT	PV	43149716	7/24/2012	7,267.61
62002300	M&S Maint WT	PV	43149724	7/24/2012	835.90
62002300	M&S Maint WT	PV	43149726	7/24/2012	210.00
62002300	M&S Maint WT	CC	31079941	7/24/2012	39.81
62002300	M&S Maint WT	CC	31080884	7/24/2012	83.42
62002300	M&S Maint WT	CC	31080885	7/24/2012	9.09
62002300	M&S Maint WT	CC	31081019	7/24/2012	101.01
62002400	M&S Maint TD	ST	31077002	7/24/2012	167.03
62002400	M&S Maint TD	PV	43147596	7/24/2012	407.48
62002400	M&S Maint TD	PV	43147734	7/24/2012	134.13
62002400	M&S Maint TD	CC	31077214	7/24/2012	19.84
62002400	M&S Maint TD	CC	31077439	7/24/2012	4.98
62002400	M&S Maint TD	CC	31080883	7/24/2012	1,064.76
62002600	M&S Maint AG	CC	31078271	7/24/2012	33.92
62502300	Misc Maint WT	CC	31080071	7/24/2012	692.46
62502400	Misc Maint TD	PV	43120014	7/24/2012	(347.99)
62520700	Misc Main Pvg/Bckfill	PV	43147741	7/24/2012	6,335.50
62520700	Misc Main Pvg/Bckfill	PV	43147740	7/24/2012	358.80
63150026	Contr Svc-Maint AG	PV	43147732	7/24/2012	628.00
63150026	Contr Svc-Maint AG	PV	43147735	7/24/2012	102.00
68520000	Property Taxes	JE	31077063	7/24/2012	354.86
71511000	M&J Revenues	RI	10182157	7/24/2012	(150.00)
71521000	M&J Expenses	PV	43147740	7/24/2012	607.20
40111000	Res Sales Billed	JE	31081605	7/25/2012	(168,397.18)
40111000	Res Sales Billed	JE	31081605	7/25/2012	(79.11)
40111000	Res Sales Billed	JE	31081605	7/25/2012	(9.02)
40121000	Com Sales Billed	JE	31081605	7/25/2012	(106,953.59)
40121000	Com Sales Billed	JE	31081605	7/25/2012	(10.15)
40131000	Ind Sales Billed	JE	31081605	7/25/2012	(2,909.68)
40141000	Publ Fire Billed	JE	31081605	7/25/2012	(2.28)
40145000	Priv Fire Billed	JE	31081605	7/25/2012	(4,732.88)
40151000	Publ Auth Billed	JE	31081605	7/25/2012	(13,227.39)
40211000	Dom WW Svc Billed	JE	31081605	7/25/2012	(4.15)
40310400	OthRev-NSF Ck Chrg	JE	31081605	7/25/2012	(72.00)
40310500	OthRev-Appl/InitFee	JE	31081605	7/25/2012	(2,964.00)
40310500	OthRev-Appl/InitFee	JE	31081605	7/25/2012	(52.00)
40310700	OthRev-Reconnct Fee	JE	31081605	7/25/2012	(936.00)
50421000	401k Expense	JE	31077139	7/25/2012	3,911.00
50422000	DCP Expense	JE	31081405	7/25/2012	4,718.00
51010000	Purchased Water	PV	43151382	7/25/2012	16.22
51010000	Purchased Water	PV	43151389	7/25/2012	22,785.19
52001400	M&S Oper TD	PV	43151163	7/25/2012	65.90
52001400	M&S Oper TD	PV	43151195	7/25/2012	235.01
52001400	M&S Oper TD	PV	43151418	7/25/2012	250.72
52001600	M&S Oper AG	PV	43151171	7/25/2012	203.59
52001600	M&S Oper AG	PV	43151311	7/25/2012	98.14

## Kentucky American Water Company

Case No. 2012-00520

Response to PSC DR1, Item 31

Account	Description	Doc Type	Document Number	Posting Date	Amount
52501400	Misc Oper TD	PV	43151167	7/25/2012	87.45
52501600	Misc Oper AG	PV	43149812	7/25/2012	1.50
52501600	Misc Oper AG	PV	43149812	7/25/2012	0.09
52514600	Charitb Don-Commnty	PS	43151238	7/25/2012	500.00
52514700	Community Partnrshps	PS	43151239	7/25/2012	500.00
52514903	Cust Edu Comm-Issues	PV	43151404	7/25/2012	202.63
52550013	Janitorial WT	PV	43151320	7/25/2012	400.00
52562513	Overnight Shippng WT	PV	43151299	7/25/2012	121.40
52562513	Overnight Shippng WT	PV	43151304	7/25/2012	92.16
52579000	Trustee Fees	PV	43150942	7/25/2012	421.18
52579000	Trustee Fees	PV	43150942	7/25/2012	421.18
52579000	Trustee Fees	PV	43150942	7/25/2012	421.19
52585000	Discounts Available	PX	8231	7/25/2012	(3.20)
52585000	Discounts Available	PX	8231	7/25/2012	(250.37)
52585000	Discounts Available	PX	8231	7/25/2012	(139.73)
52585000	Discounts Available	PX	8231	7/25/2012	(7.28)
52585000	Discounts Available	PU	19049	7/25/2012	(32.58)
52585000	Discounts Available	PU	19049	7/25/2012	(10.98)
52585000	Discounts Available	PK	62066194	7/25/2012	(58.04)
52585000	Discounts Available	PK	62066194	7/25/2012	(9.05)
52585000	Discounts Available	PK	62066196	7/25/2012	(137.66)
52585000	Discounts Available	PK	62066196	7/25/2012	(44.54)
52585000	Discounts Available	PK	62066225	7/25/2012	(83.51)
52585000	Discounts Available	PK	62066225	7/25/2012	(4.02)
52585000	Discounts Available	PK	62066227	7/25/2012	(28.17)
52585000	Discounts Available	PK	62066227	7/25/2012	(3.76)
52585000	Discounts Available	PK	62066227	7/25/2012	(310.23)
52585000	Discounts Available	PK	62066227	7/25/2012	(310.23)
52585000	Discounts Available	PK	62066227	7/25/2012	(47.40)
52585000	Discounts Available	PK	62066227	7/25/2012	(0.70)
52585000	Discounts Available	PK	62066251	7/25/2012	(91.31)
52585000	Discounts Available	PK	62066251	7/25/2012	(13.81)
52585000	Discounts Available	PK	62066251	7/25/2012	(1.07)
52585000	Discounts Available	PK	62066251	7/25/2012	(233.27)
52585000	Discounts Available	PK	62066251	7/25/2012	(30.73)
52585000	Discounts Available	PK	62066251	7/25/2012	(2.86)
52585000	Discounts Available	PK	62066251	7/25/2012	(40.75)
52585000	Discounts Available	PK	62066253	7/25/2012	(354.65)
52585000	Discounts Available	PK	62066253	7/25/2012	(112.79)
52585000	Discounts Available	PK	62066253	7/25/2012	(64.50)
52585000	Discounts Available	PK	62066253	7/25/2012	(467.45)
52585000	Discounts Available	PK	62066271	7/25/2012	(8.59)
52585000	Discounts Available	PK	62066271	7/25/2012	(11.81)
52585000	Discounts Available	PK	62066271	7/25/2012	(47.40)
53150013	Contr Svc-Other WT	PV	43151320	7/25/2012	2,880.00
53150013	Contr Svc-Other WT	PV	43151320	7/25/2012	1,410.00
53150013	Contr Svc-Other WT	PV	43151327	7/25/2012	4,960.00
53150013	Contr Svc-Other WT	PV	43151330	7/25/2012	196.00
53150013	Contr Svc-Other WT	PV	43151341	7/25/2012	511.00
53150013	Contr Svc-Other WT	PV	43151344	7/25/2012	50.00
53150013	Contr Svc-Other WT	PV	43151357	7/25/2012	50.00
53150013	Contr Svc-Other WT	PV	43151364	7/25/2012	50.00
53150013	Contr Svc-Other WT	PV	43151376	7/25/2012	1,000.00

Kentucky American Water Company  
Case No. 2012-00520  
Response to PSC DR1, Item 31

Account	Description	Doc Type	Document Number	Posting Date	Amount
53150014	Contr Svc-Other TD	PV	43151330	7/25/2012	246.00
53150014	Contr Svc-Other TD	PV	43151330	7/25/2012	56.00
53150014	Contr Svc-Other TD	PV	43151364	7/25/2012	20.00
53150014	Contr Svc-Other TD	PV	43151364	7/25/2012	419.00
53150014	Contr Svc-Other TD	PV	43151371	7/25/2012	41.65
53150016	Contr Svc-Other AG	PV	43151327	7/25/2012	720.00
53150016	Contr Svc-Other AG	PV	43151412	7/25/2012	351.84
53152000	Contr Svc-Lab Testng	PV	43150725	7/25/2012	103.21
53155000	Contr Svc-Legal	PV	43153010	7/25/2012	1,394.88
53155000	Contr Svc-Legal	PV	43153016	7/25/2012	13,646.42
53155000	Contr Svc-Legal	PV	43153027	7/25/2012	352.00
53155000	Contr Svc-Legal	PV	43153033	7/25/2012	1,424.90
54140016	Rents-Equip AG	PV	43151177	7/25/2012	330.71
54140016	Rents-Equip AG	PV	43151184	7/25/2012	138.92
54140016	Rents-Equip AG	PV	43151191	7/25/2012	138.90
54140016	Rents-Equip AG	PV	43151284	7/25/2012	257.02
54140016	Rents-Equip AG	PV	43151290	7/25/2012	346.97
54140016	Rents-Equip AG	PV	43151294	7/25/2012	302.45
54140016	Rents-Equip AG	PV	43151294	7/25/2012	274.39
54140016	Rents-Equip AG	PV	43151294	7/25/2012	142.42
54140016	Rents-Equip AG	PV	43151294	7/25/2012	142.42
57010015	Uncoll Accts Exp CA	JE	31081605	7/25/2012	(283.33)
62002100	M&S Maint SS	PV	43150719	7/25/2012	210.00
62002300	M&S Maint WT	PV	43150719	7/25/2012	210.00
62002300	M&S Maint WT	PV	43150719	7/25/2012	1,260.00
62002300	M&S Maint WT	PV	43150719	7/25/2012	630.00
62002300	M&S Maint WT	PV	43150719	7/25/2012	1,470.00
62002400	M&S Maint TD	ST	31077078	7/25/2012	8.05
62002400	M&S Maint TD	PV	43150719	7/25/2012	210.00
62002400	M&S Maint TD	PV	43151330	7/25/2012	550.61
62002400	M&S Maint TD	IR	744293	7/25/2012	(45.64)
62002400	M&S Maint TD	IR	744293	7/25/2012	(56.36)
62002400	M&S Maint TD	IR	744293	7/25/2012	(30.12)
62002400	M&S Maint TD	IR	744293	7/25/2012	(73.33)
62002400	M&S Maint TD	IR	744293	7/25/2012	(91.98)
62002400	M&S Maint TD	IR	744293	7/25/2012	(40.19)
62002400	M&S Maint TD	II	744294	7/25/2012	5.49
62002400	M&S Maint TD	II	744294	7/25/2012	863.46
62002400	M&S Maint TD	II	744294	7/25/2012	44.82
62002400	M&S Maint TD	II	744294	7/25/2012	41.77
62002400	M&S Maint TD	II	744294	7/25/2012	9.54
62002400	M&S Maint TD	II	744294	7/25/2012	851.13
62002400	M&S Maint TD	II	744294	7/25/2012	44.63
62002400	M&S Maint TD	II	744294	7/25/2012	325.32
62002400	M&S Maint TD	II	744294	7/25/2012	48.82
62002400	M&S Maint TD	II	744294	7/25/2012	80.18
62002400	M&S Maint TD	II	744294	7/25/2012	212.45
62002400	M&S Maint TD	II	744294	7/25/2012	52.06
62002400	M&S Maint TD	II	744294	7/25/2012	12.63
62002400	M&S Maint TD	II	744294	7/25/2012	45.34
62002400	M&S Maint TD	II	744294	7/25/2012	1,069.22
62002400	M&S Maint TD	II	744294	7/25/2012	838.98
62002400	M&S Maint TD	II	744294	7/25/2012	26.82

## Kentucky American Water Company

Case No. 2012-00520

Response to PSC DR1, Item 31

Account	Description	Doc Type	Document Number	Posting Date	Amount
62002400	M&S Maint TD	II	744294	7/25/2012	566.25
62002400	M&S Maint TD	II	744294	7/25/2012	112.71
62002400	M&S Maint TD	II	744294	7/25/2012	673.79
62002400	M&S Maint TD	II	744294	7/25/2012	137.32
62002400	M&S Maint TD	II	744294	7/25/2012	39.32
62002400	M&S Maint TD	II	744294	7/25/2012	103.73
62002400	M&S Maint TD	II	744294	7/25/2012	81.25
62002400	M&S Maint TD	II	744294	7/25/2012	78.59
62002400	M&S Maint TD	II	744294	7/25/2012	7.86
62002400	M&S Maint TD	II	744294	7/25/2012	21.42
62002400	M&S Maint TD	II	744294	7/25/2012	227.29
62002400	M&S Maint TD	II	744294	7/25/2012	55.37
62002400	M&S Maint TD	II	744294	7/25/2012	16.12
62002400	M&S Maint TD	II	744294	7/25/2012	96.69
62002400	M&S Maint TD	II	744294	7/25/2012	17.28
62002400	M&S Maint TD	II	744294	7/25/2012	156.97
62002400	M&S Maint TD	II	744294	7/25/2012	2,281.29
62002400	M&S Maint TD	II	744294	7/25/2012	132.26
62002400	M&S Maint TD	II	744294	7/25/2012	41.12
62002400	M&S Maint TD	II	744294	7/25/2012	27.30
62002400	M&S Maint TD	II	744294	7/25/2012	257.29
62002400	M&S Maint TD	II	744294	7/25/2012	58.52
62002400	M&S Maint TD	II	744294	7/25/2012	157.93
62002400	M&S Maint TD	II	744294	7/25/2012	240.99
62002400	M&S Maint TD	II	744294	7/25/2012	127.02
62002400	M&S Maint TD	II	744294	7/25/2012	118.05
62002400	M&S Maint TD	II	744294	7/25/2012	10.23
62002400	M&S Maint TD	II	744294	7/25/2012	91.98
62002400	M&S Maint TD	II	744294	7/25/2012	23.16
62002400	M&S Maint TD	II	744294	7/25/2012	38.18
62502400	Misc Maint TD	PV	43151140	7/25/2012	846.00
63150026	Contr Svc-Maint AG	PV	43151198	7/25/2012	196.44
40111000	Res Sales Billed	JE	31081701	7/26/2012	(295,627.84)
40121000	Com Sales Billed	JE	31081701	7/26/2012	(39,283.97)
40145000	Priv Fire Billed	JE	31081701	7/26/2012	(3,261.89)
40151000	Publ Auth Billed	JE	31081701	7/26/2012	(8,758.44)
40310400	OthRev-NSF Ck Chrg	JE	31081701	7/26/2012	(144.00)
40310500	OthRev-Appl/InitFee	JE	31081701	7/26/2012	(2,704.00)
40310500	OthRev-Appl/InitFee	JE	31081701	7/26/2012	(26.00)
40310700	OthRev-Reconnct Fee	JE	31081701	7/26/2012	(546.00)
51110000	Waste Disposal	ID	744415	7/26/2012	138.50
51110000	Waste Disposal	ID	744415	7/26/2012	944.13
51110000	Waste Disposal	ID	744542	7/26/2012	27.13
51110000	Waste Disposal	ID	744544	7/26/2012	735.90
51110000	Waste Disposal	ID	744544	7/26/2012	780.45
51110000	Waste Disposal	ID	744919	7/26/2012	5,905.68
51800000	Chemicals	ID	744415	7/26/2012	3,803.88
51800000	Chemicals	ID	744415	7/26/2012	3,583.09
51800000	Chemicals	ID	744415	7/26/2012	6,180.00
51800000	Chemicals	ID	744415	7/26/2012	3,661.96
51800000	Chemicals	ID	744415	7/26/2012	46,056.42
51800000	Chemicals	ID	744415	7/26/2012	74.92
51800000	Chemicals	ID	744415	7/26/2012	7,723.39



## Kentucky American Water Company

Case No. 2012-00520

Response to PSC DR1, Item 31

Account	Description	Doc Type	Document Number	Posting Date	Amount
51800000	Chemicals	ID	744415	7/26/2012	2,772.18
51800000	Chemicals	ID	744415	7/26/2012	530.34
51800000	Chemicals	ID	744542	7/26/2012	541.53
51800000	Chemicals	ID	744542	7/26/2012	494.76
51800000	Chemicals	ID	744542	7/26/2012	2,210.78
51800000	Chemicals	ID	744542	7/26/2012	950.32
51800000	Chemicals	ID	744542	7/26/2012	3,668.06
51800000	Chemicals	ID	744542	7/26/2012	7,228.07
51800000	Chemicals	ID	744542	7/26/2012	108.19
51800000	Chemicals	ID	744542	7/26/2012	87.50
51800000	Chemicals	ID	744542	7/26/2012	4,209.77
51800000	Chemicals	ID	744544	7/26/2012	3,246.01
51800000	Chemicals	ID	744544	7/26/2012	1,917.27
51800000	Chemicals	ID	744544	7/26/2012	5,291.60
51800000	Chemicals	ID	744544	7/26/2012	3,363.30
51800000	Chemicals	ID	744544	7/26/2012	15,063.10
51800000	Chemicals	ID	744544	7/26/2012	2,303.15
51800000	Chemicals	ID	744544	7/26/2012	99.52
51800000	Chemicals	ID	744561	7/26/2012	63.55
51800000	Chemicals	ID	744561	7/26/2012	130.34
51800000	Chemicals	ID	744561	7/26/2012	1,225.58
51800000	Chemicals	ID	744562	7/26/2012	95.68
51800000	Chemicals	ID	744562	7/26/2012	224.62
51800000	Chemicals	ID	744919	7/26/2012	8,095.10
51800000	Chemicals	ID	744919	7/26/2012	3,967.05
51800000	Chemicals	ID	744919	7/26/2012	11,188.40
51800000	Chemicals	ID	744919	7/26/2012	10,282.03
51800000	Chemicals	ID	744919	7/26/2012	8,471.53
51800000	Chemicals	ID	744919	7/26/2012	23,851.28
51800000	Chemicals	ID	744919	7/26/2012	5,342.72
51800000	Chemicals	ID	744919	7/26/2012	197.63
51800000	Chemicals	ID	744919	7/26/2012	1,691.67
52001300	M&S Oper WT	PV	43155122	7/26/2012	827.20
52001400	M&S Oper TD	PV	43155050	7/26/2012	1,150.32
52501600	Misc Oper AG	PV	43154228	7/26/2012	3,888.97
52501600	Misc Oper AG	PV	43154228	7/26/2012	3,888.96
52501600	Misc Oper AG	PV	43154228	7/26/2012	3,888.97
52510015	Bank Svc Charges-CA	PV	43154871	7/26/2012	6,613.76
52514700	Community Partnrshps	PS	43155076	7/26/2012	10,000.00
52514700	Community Partnrshps	PS	43155077	7/26/2012	2,500.00
52514906	Cust Edu-Bill Insert	ST	31081563	7/26/2012	12.39
52514906	Cust Edu-Bill Insert	ST	31081563	7/26/2012	13.53
52520000	Collection Agencies	PV	43153558	7/26/2012	581.32
52562516	Overnight Shippng AG	PV	43155079	7/26/2012	15.10
52562516	Overnight Shippng AG	PV	43155079	7/26/2012	23.50
52562516	Overnight Shippng AG	PV	43155105	7/26/2012	11.75
52574015	Telephone CA	TC	31081449	7/26/2012	38.26
52574015	Telephone CA	TC	31081450	7/26/2012	38.26
52574015	Telephone CA	TC	31081451	7/26/2012	38.26
52574015	Telephone CA	TC	31081452	7/26/2012	151.99
52574015	Telephone CA	TC	31081453	7/26/2012	2,473.16
52574016	Telephone AG	TC	31081453	7/26/2012	47.51
52574016	Telephone AG	TC	31081487	7/26/2012	98.00



## Kentucky American Water Company

Case No. 2012-00520

Response to PSC DR1, Item 31

Account	Description	Doc Type	Document Number	Posting Date	Amount
55010300	Trans Lease Maint	PV	43153864	7/26/2012	1.00
55010300	Trans Lease Maint	PV	43153864	7/26/2012	1.00
55010300	Trans Lease Maint	PV	43153864	7/26/2012	1.00
55010300	Trans Lease Maint	PV	43153864	7/26/2012	1.00
55010300	Trans Lease Maint	PV	43153864	7/26/2012	1.00
55010300	Trans Lease Maint	PV	43153864	7/26/2012	5.00
55010300	Trans Lease Maint	PV	43153864	7/26/2012	18.31
55010300	Trans Lease Maint	PV	43153864	7/26/2012	15.42
55010300	Trans Lease Maint	PV	43153864	7/26/2012	16.59
55010300	Trans Lease Maint	PV	43153864	7/26/2012	17.33
55010300	Trans Lease Maint	PV	43153864	7/26/2012	57.59
55010300	Trans Lease Maint	PV	43153864	7/26/2012	65.04
55010300	Trans Lease Maint	PV	43153864	7/26/2012	58.67
55010300	Trans Lease Maint	PV	43153864	7/26/2012	17.25
55010300	Trans Lease Maint	PV	43153864	7/26/2012	780.65
55010300	Trans Lease Maint	PV	43153864	7/26/2012	103.44
55010300	Trans Lease Maint	PV	43153864	7/26/2012	83.72
55010300	Trans Lease Maint	PV	43153864	7/26/2012	15.90
55010300	Trans Lease Maint	PV	43153864	7/26/2012	29.02
55010300	Trans Lease Maint	PV	43153864	7/26/2012	15.91
55010300	Trans Lease Maint	PV	43153864	7/26/2012	856.99
55010300	Trans Lease Maint	PV	43153864	7/26/2012	47.58
55010300	Trans Lease Maint	PV	43153864	7/26/2012	113.76
55010300	Trans Lease Maint	PV	43153864	7/26/2012	113.00
55010300	Trans Lease Maint	PV	43153864	7/26/2012	1,042.40
55010300	Trans Lease Maint	PV	43153864	7/26/2012	15.98
55010300	Trans Lease Maint	PV	43153864	7/26/2012	22.37
55010300	Trans Lease Maint	PV	43153864	7/26/2012	97.36
55010300	Trans Lease Maint	PV	43153864	7/26/2012	82.89
55010300	Trans Lease Maint	PV	43153864	7/26/2012	14.56
55010300	Trans Lease Maint	PV	43153864	7/26/2012	19.15
55010300	Trans Lease Maint	PV	43153864	7/26/2012	30.13
55010300	Trans Lease Maint	PV	43153864	7/26/2012	1.00
55010300	Trans Lease Maint	PV	43153864	7/26/2012	18.44
55010300	Trans Lease Maint	PV	43153864	7/26/2012	113.10
55010300	Trans Lease Maint	PV	43153864	7/26/2012	1,186.41
55010300	Trans Lease Maint	PV	43153864	7/26/2012	1.00
55010300	Trans Lease Maint	PV	43153864	7/26/2012	1.00
55010300	Trans Lease Maint	PV	43153864	7/26/2012	1.00
55010300	Trans Lease Maint	PV	43153864	7/26/2012	205.21
55010300	Trans Lease Maint	PV	43153864	7/26/2012	193.68
55010300	Trans Lease Maint	PV	43153864	7/26/2012	29.40
55010300	Trans Lease Maint	PV	43153864	7/26/2012	31.94
55010300	Trans Lease Maint	PV	43153864	7/26/2012	15.00
55010300	Trans Lease Maint	PV	43153864	7/26/2012	18.31
55010300	Trans Lease Maint	PV	43153864	7/26/2012	48.72
55010300	Trans Lease Maint	PV	43153864	7/26/2012	56.72
55010300	Trans Lease Maint	PV	43153864	7/26/2012	53.49
55010300	Trans Lease Maint	PV	43153864	7/26/2012	1.00
55010300	Trans Lease Maint	PV	43153864	7/26/2012	1.00
55010300	Trans Lease Maint	PV	43153864	7/26/2012	1.00
55010300	Trans Lease Maint	PV	43153864	7/26/2012	1.00
55010300	Trans Lease Maint	PV	43153864	7/26/2012	18.91

## Kentucky American Water Company

Case No. 2012-00520

Response to PSC DR1, Item 31

Account	Description	Doc Type	Document Number	Posting Date	Amount
55010300	Trans Lease Maint	PV	43153864	7/26/2012	1.00
55010300	Trans Lease Maint	PV	43153864	7/26/2012	(1.00)
55010300	Trans Lease Maint	PV	43153864	7/26/2012	9.25
55010300	Trans Lease Maint	PV	43153864	7/26/2012	512.45
55010300	Trans Lease Maint	PV	43153864	7/26/2012	9.25
55010300	Trans Lease Maint	PV	43153864	7/26/2012	9.25
55010300	Trans Lease Maint	PV	43153864	7/26/2012	1.00
55010300	Trans Lease Maint	PV	43153864	7/26/2012	1.00
55010300	Trans Lease Maint	PV	43153864	7/26/2012	5.00
55010300	Trans Lease Maint	PV	43153864	7/26/2012	5.00
55010300	Trans Lease Maint	PV	43153864	7/26/2012	5.00
55010300	Trans Lease Maint	PV	43153864	7/26/2012	300.75
55010300	Trans Lease Maint	PV	43153864	7/26/2012	5.00
55010300	Trans Lease Maint	PV	43153864	7/26/2012	5.00
55010300	Trans Lease Maint	PV	43153864	7/26/2012	1.00
55010300	Trans Lease Maint	PV	43153864	7/26/2012	1.00
55010300	Trans Lease Maint	PV	43153864	7/26/2012	9.25
55010300	Trans Lease Maint	PV	43153864	7/26/2012	9.25
55010300	Trans Lease Maint	PV	43153864	7/26/2012	219.58
55010300	Trans Lease Maint	PV	43153864	7/26/2012	(7,900.00)
55010300	Trans Lease Maint	PV	43153864	7/26/2012	236.68
55010300	Trans Lease Maint	PV	43153864	7/26/2012	1,071.13
55010300	Trans Lease Maint	PV	43153864	7/26/2012	5.00
55010300	Trans Lease Maint	PV	43153864	7/26/2012	5.00
55010300	Trans Lease Maint	PV	43153864	7/26/2012	225.69
55010300	Trans Lease Maint	PV	43153864	7/26/2012	318.26
55010300	Trans Lease Maint	PV	43153864	7/26/2012	9.25
55010300	Trans Lease Maint	PV	43153864	7/26/2012	9.25
55010300	Trans Lease Maint	PV	43153864	7/26/2012	1.00
55010300	Trans Lease Maint	PV	43153864	7/26/2012	5.00
55010300	Trans Lease Maint	PV	43153864	7/26/2012	5.00
55010300	Trans Lease Maint	PV	43153864	7/26/2012	5.00
55010300	Trans Lease Maint	PV	43153864	7/26/2012	75.82
55010300	Trans Lease Maint	PV	43153864	7/26/2012	5.00
55010300	Trans Lease Maint	PV	43153864	7/26/2012	5.00
55010300	Trans Lease Maint	PV	43153864	7/26/2012	281.56
55010300	Trans Lease Maint	PV	43153864	7/26/2012	773.32
55010300	Trans Lease Maint	PV	43153864	7/26/2012	5.00
55010300	Trans Lease Maint	PV	43153864	7/26/2012	1,406.46
55010300	Trans Lease Maint	PV	43153864	7/26/2012	5.00
55010300	Trans Lease Maint	PV	43153864	7/26/2012	193.01
55010300	Trans Lease Maint	PV	43153864	7/26/2012	184.17
55010300	Trans Lease Maint	PV	43153864	7/26/2012	1,051.68
55010300	Trans Lease Maint	PV	43153864	7/26/2012	5.00
55010300	Trans Lease Maint	PV	43153864	7/26/2012	5.00
55010300	Trans Lease Maint	PV	43153864	7/26/2012	5.00
55010300	Trans Lease Maint	PV	43153864	7/26/2012	213.17
55010300	Trans Lease Maint	PV	43153864	7/26/2012	1.00
55010300	Trans Lease Maint	PV	43153864	7/26/2012	373.16
55010300	Trans Lease Maint	PV	43153864	7/26/2012	5.00
55010300	Trans Lease Maint	PV	43153864	7/26/2012	5.00
55010300	Trans Lease Maint	PV	43153864	7/26/2012	9.25
57010015	Uncoll Accts Exp CA	JE	31081701	7/26/2012	(312.03)

Kentucky American Water Company  
Case No. 2012-00520  
Response to PSC DR1, Item 31

Account	Description	Doc Type	Document Number	Posting Date	Amount
62002300	M&S Maint WT	PV	43155110	7/26/2012	121.65
62002300	M&S Maint WT	PV	43155112	7/26/2012	728.63
62002300	M&S Maint WT	PV	43155116	7/26/2012	74.46
62002300	M&S Maint WT	PV	43155116	7/26/2012	74.47
62002400	M&S Maint TD	II	744777	7/26/2012	28.37
62002400	M&S Maint TD	II	744777	7/26/2012	34.25
62002400	M&S Maint TD	II	744777	7/26/2012	107.76
62002400	M&S Maint TD	II	744777	7/26/2012	154.43
62002400	M&S Maint TD	II	744777	7/26/2012	38.18
62502400	Misc Maint TD	ST	31081546	7/26/2012	50.76
62502600	Misc Maint AG	PV	43154882	7/26/2012	6,600.00
62502600	Misc Maint AG	PV	43155122	7/26/2012	3,308.80
40111000	Res Sales Billed	JE	31081761	7/27/2012	(257,550.61)
40121000	Com Sales Billed	JE	31081761	7/27/2012	(56,738.93)
40145000	Priv Fire Billed	JE	31081761	7/27/2012	(3,049.42)
40151000	Publ Auth Billed	JE	31081761	7/27/2012	(1,916.30)
40171000	Misc Sales Billed	JE	31081761	7/27/2012	(2,134.47)
40310250	OthRev-Rent I/C	JE	12120704	7/27/2012	(30,783.11)
40310400	OthRev-NSF Ck Chrg	JE	31081761	7/27/2012	(144.00)
40310500	OthRev-Appl/InitFee	JE	31081761	7/27/2012	(2,678.00)
40310500	OthRev-Appl/InitFee	JE	31081761	7/27/2012	(130.00)
40310700	OthRev-Reconnct Fee	JE	31081761	7/27/2012	(780.00)
50101600	Labor Oper AG	JE	31081697	7/27/2012	167,667.00
50510100	PBOP Cap Credits	T1	47948	7/27/2012	(23,316.90)
50550000	Group Insur Expense	T1	47948	7/27/2012	(13,275.10)
50550100	Group Ins Cap Credits	T1	47948	7/27/2012	(53,898.56)
50610100	Pension Cap Credits	T1	47948	7/27/2012	(36,237.73)
52001400	M&S Oper TD	ST	31081658	7/27/2012	69.02
53150016	Contr Svc-Other AG	ST	31081658	7/27/2012	22.67
53150016	Contr Svc-Other AG	ST	31081658	7/27/2012	9.96
55000100	Trans Cap Credits	T1	47948	7/27/2012	(1,197.47)
55000100	Trans Cap Credits	T1	47948	7/27/2012	(1,164.58)
55000100	Trans Cap Credits	T1	47948	7/27/2012	(151.14)
55000100	Trans Cap Credits	T1	47948	7/27/2012	(384.70)
55000100	Trans Cap Credits	T1	47948	7/27/2012	(558.88)
55000100	Trans Cap Credits	T1	47948	7/27/2012	(3,666.86)
55000100	Trans Cap Credits	T1	47948	7/27/2012	(9,660.61)
55000100	Trans Cap Credits	T1	47948	7/27/2012	(712.67)
55000100	Trans Cap Credits	T1	47948	7/27/2012	(1,414.49)
55000100	Trans Cap Credits	T1	47948	7/27/2012	(587.23)
55000100	Trans Cap Credits	T1	47948	7/27/2012	(426.73)
55000100	Trans Cap Credits	T1	47948	7/27/2012	(526.30)
55000100	Trans Cap Credits	T1	47948	7/27/2012	(122.57)
55010300	Trans Lease Maint	JE	31081736	7/27/2012	1,400.00
55010400	Trans Emp Reimb Co	T1	47948	7/27/2012	(44.57)
55010400	Trans Emp Reimb Co	T1	47948	7/27/2012	(68.71)
55720100	Ins W/C Cap Credits	T1	47948	7/27/2012	(5,505.85)
57010015	Uncoll Accts Exp CA	JE	31081761	7/27/2012	(291.94)
40111000	Res Sales Billed	JE	31081940	7/30/2012	(248,975.05)
40111000	Res Sales Billed	JE	31081940	7/30/2012	(36.73)
40111000	Res Sales Billed	JE	31081940	7/30/2012	43.52
40111000	Res Sales Billed	JE	31081940	7/30/2012	1.78
40121000	Com Sales Billed	JE	31081940	7/30/2012	(22,718.90)

## Kentucky American Water Company

Case No. 2012-00520

Response to PSC DR1, Item 31

Account	Description	Doc Type	Document Number	Posting Date	Amount
40145000	Priv Fire Billed	JE	31081940	7/30/2012	(627.98)
40151000	Publ Auth Billed	JE	31081940	7/30/2012	(196.53)
40211000	Dom WW Svc Billed	JE	31081940	7/30/2012	(257.90)
40310400	OthRev-NSF Ck Chrg	JE	31081940	7/30/2012	(200.00)
40310400	OthRev-NSF Ck Chrg	JE	31081940	7/30/2012	(168.00)
40310500	OthRev-Appl/InitFee	JE	31081940	7/30/2012	(2,496.00)
40310700	OthRev-Reconnct Fee	JE	31081940	7/30/2012	(910.00)
52535000	Meals Deductible	JE	31081812	7/30/2012	10.00
52535000	Meals Deductible	JN	31081843	7/30/2012	(7.50)
52535000	Meals Deductible	JN	31081843	7/30/2012	7.50
55010300	Trans Lease Maint	JE	31081813	7/30/2012	5,400.00
55010300	Trans Lease Maint	JE	31081818	7/30/2012	6,900.00
55010300	Trans Lease Maint	JE	31081823	7/30/2012	7,700.00
55010300	Trans Lease Maint	JE	31081835	7/30/2012	4,500.00
55010300	Trans Lease Maint	JE	31081839	7/30/2012	1,400.00
57010015	Uncoll Accts Exp CA	JE	31081940	7/30/2012	2,910.67
57010015	Uncoll Accts Exp CA	JE	31081940	7/30/2012	27,880.66
62002400	M&S Maint TD	JE	31081850	7/30/2012	(130.91)
71521000	M&J Expenses	JE	31081850	7/30/2012	130.91
40112000	Res Sales Unbilled	JE	31081917	7/31/2012	(2,571,221.96)
40112000	Res Sales Unbilled	JE	12120700	7/31/2012	(208,173.34)
40112000	Res Sales Unbilled	JE	12120700	7/31/2012	208,173.34
40112000	Res Sales Unbilled	JE	12120701	7/31/2012	(208,173.34)
40122000	Com Sales Unbilled	JE	31081917	7/31/2012	(1,318,539.84)
40122000	Com Sales Unbilled	JE	12120700	7/31/2012	(124,009.46)
40122000	Com Sales Unbilled	JE	12120700	7/31/2012	124,009.46
40122000	Com Sales Unbilled	JE	12120701	7/31/2012	(124,009.46)
40132000	Ind Sales Unbilled	JE	31081917	7/31/2012	(126,142.28)
40152000	Publ Auth Unbilled	JE	31081917	7/31/2012	(417,817.48)
40152000	Publ Auth Unbilled	JE	12120700	7/31/2012	(41,454.34)
40152000	Publ Auth Unbilled	JE	12120700	7/31/2012	41,454.34
40152000	Publ Auth Unbilled	JE	12120701	7/31/2012	(41,454.34)
40161050	Sls/Rsle Billed I/C	JE	305	7/31/2012	(841.25)
40161050	Sls/Rsle Billed I/C	JE	305	7/31/2012	(1,440.05)
40162000	SalesforRsle Unbilld	JE	31081917	7/31/2012	(118,213.13)
40310300	OthRev-CFO	JE	50	7/31/2012	(73,146.58)
40310300	OthRev-CFO	JE	50	7/31/2012	(27,252.72)
40310300	OthRev-CFO	JE	50	7/31/2012	(199.08)
40310300	OthRev-CFO	JE	50	7/31/2012	(36,208.68)
50101400	Labor Oper TD	JE	31081802	7/31/2012	(41,107.50)
50171600	Comp Exp-Options	JE	31081918	7/31/2012	1,767.00
50171800	Comp Exp-RSU's	JE	31081918	7/31/2012	3,235.00
50185000	Severance	JE	31081802	7/31/2012	41,107.50
50423000	ESPP Expense	JE	31087419	7/31/2012	8.99
50423000	ESPP Expense	JE	31087427	7/31/2012	821.83
50450016	Other Welfare AG	JE	31087413	7/31/2012	2,100.00
50450016	Other Welfare AG	JE	31109887	7/31/2012	(1,050.00)
50510000	PBOP Expense	JR	2001	7/31/2012	70,420.00
50510000	PBOP Expense	JR	2007	7/31/2012	492.94
50510000	PBOP Expense	JR	2007	7/31/2012	(492.94)
50510000	PBOP Expense	JE	102	7/31/2012	(359.60)
50510100	PBOP Cap Credits	JE	31119045	7/31/2012	(15,536.00)
50550000	Group Insur Expense	JE	31077056	7/31/2012	1,197.43

## Kentucky American Water Company

Case No. 2012-00520

Response to PSC DR1, Item 31

Account	Description	Doc Type	Document Number	Posting Date	Amount
50550000	Group Insur Expense	JE	31077056	7/31/2012	(1,197.43)
50550000	Group Insur Expense	JE	31081805	7/31/2012	(7,797.84)
50550100	Group Ins Cap Credits	JE	31119045	7/31/2012	(11,226.00)
50610000	Pension Expense	JR	2002	7/31/2012	101,561.08
50610000	Pension Expense	JR	2007	7/31/2012	710.93
50610000	Pension Expense	JR	2007	7/31/2012	(710.93)
50610100	Pension Cap Credits	JE	31119045	7/31/2012	(21,813.00)
51010000	Purchased Water	JE	205	7/31/2012	22,889.36
51010000	Purchased Water	JE	205	7/31/2012	5,227.00
51010000	Purchased Water	JE	205	7/31/2012	22,015.00
51010000	Purchased Water	JE	205	7/31/2012	1,880.00
51015000	Purchased Water I/C	JE	305	7/31/2012	841.25
51015000	Purchased Water I/C	JE	305	7/31/2012	1,440.05
51110000	Waste Disposal	JR	200	7/31/2012	5,333.33
51110000	Waste Disposal	JR	201	7/31/2012	3,000.00
51110000	Waste Disposal	JE	155	7/31/2012	2,367.42
51120000	Amort Waste Disposal	JR	1100	7/31/2012	8,333.33
51510012	Purchased Power P	JE	155	7/31/2012	49,521.16
51510012	Purchased Power P	JE	155	7/31/2012	10,592.70
51510012	Purchased Power P	JE	155	7/31/2012	449.65
51510012	Purchased Power P	JE	155	7/31/2012	824.16
51510012	Purchased Power P	JE	157	7/31/2012	(623.08)
51510012	Purchased Power P	JE	157	7/31/2012	3,630.22
51510013	Purchased Power WT	JE	155	7/31/2012	234,973.80
51510013	Purchased Power WT	JE	155	7/31/2012	28,348.86
51510013	Purchased Power WT	JE	155	7/31/2012	77,781.48
51510013	Purchased Power WT	JE	155	7/31/2012	10,582.38
51510013	Purchased Power WT	JE	155	7/31/2012	2,177.00
51510013	Purchased Power WT	JE	157	7/31/2012	(1,494.19)
51510013	Purchased Power WT	JE	157	7/31/2012	2,700.89
51510014	Purchased Power TD	JE	155	7/31/2012	33.58
51510014	Purchased Power TD	JE	155	7/31/2012	331.78
51800000	Chemicals	JE	600	7/31/2012	4,752.00
51800000	Chemicals	JE	600	7/31/2012	7,440.00
52001300	M&S Oper WT	CC	31084228	7/31/2012	220.19
52001300	M&S Oper WT	CC	31084660	7/31/2012	65.32
52001300	M&S Oper WT	CC	31084890	7/31/2012	8.54
52001300	M&S Oper WT	CC	31084907	7/31/2012	11.07
52001300	M&S Oper WT	CC	31085447	7/31/2012	103.98
52001300	M&S Oper WT	CC	31086209	7/31/2012	213.89
52001300	M&S Oper WT	CC	31111386	7/31/2012	85.00
52001300	M&S Oper WT	CC	31112751	7/31/2012	137.79
52001300	M&S Oper WT	CC	31113269	7/31/2012	226.67
52001300	M&S Oper WT	CC	31114438	7/31/2012	686.88
52001300	M&S Oper WT	CC	31115224	7/31/2012	8.54
52001300	M&S Oper WT	CC	31115858	7/31/2012	33.20
52001300	M&S Oper WT	CC	31115859	7/31/2012	33.50
52001400	M&S Oper TD	CC	31084199	7/31/2012	6.26
52001400	M&S Oper TD	CC	31086206	7/31/2012	6.34
52001400	M&S Oper TD	CC	31086268	7/31/2012	21.19
52001400	M&S Oper TD	CC	31086556	7/31/2012	4.27
52001400	M&S Oper TD	CC	31112323	7/31/2012	22.23
52001400	M&S Oper TD	CC	31112963	7/31/2012	2.41

## Kentucky American Water Company

Case No. 2012-00520

Response to PSC DR1, Item 31

Account	Description	Doc Type	Document Number	Posting Date	Amount
52001400	M&S Oper TD	CC	31113113	7/31/2012	68.21
52001400	M&S Oper TD	CC	31113114	7/31/2012	63.54
52001400	M&S Oper TD	CC	31113400	7/31/2012	21.16
52001400	M&S Oper TD	CC	31114204	7/31/2012	235.32
52001400	M&S Oper TD	CC	31114401	7/31/2012	21.18
52001400	M&S Oper TD	CC	31116817	7/31/2012	139.92
52001400	M&S Oper TD	CC	31117401	7/31/2012	2.89
52001600	M&S Oper AG	CC	31083511	7/31/2012	159.00
52001600	M&S Oper AG	CC	31111346	7/31/2012	10.00
52001600	M&S Oper AG	CC	31112734	7/31/2012	10.00
52001600	M&S Oper AG	CC	31116990	7/31/2012	34.72
52001600	M&S Oper AG	CC	31118147	7/31/2012	14.47
52001600	M&S Oper AG	CC	31118148	7/31/2012	460.04
52501300	Misc Oper WT	CC	31083059	7/31/2012	42.99
52501300	Misc Oper WT	CC	31085165	7/31/2012	228.96
52501300	Misc Oper WT	CC	31085166	7/31/2012	956.85
52501300	Misc Oper WT	CC	31112664	7/31/2012	8.48
52501300	Misc Oper WT	CC	31112765	7/31/2012	95.51
52501300	Misc Oper WT	CC	31112766	7/31/2012	69.95
52501300	Misc Oper WT	CC	31112767	7/31/2012	46.70
52501300	Misc Oper WT	CC	31115304	7/31/2012	219.42
52501300	Misc Oper WT	CC	31115413	7/31/2012	39.12
52501300	Misc Oper WT	CC	31116726	7/31/2012	(42.99)
52501400	Misc Oper TD	CC	31113112	7/31/2012	104.93
52501400	Misc Oper TD	CC	31114343	7/31/2012	422.86
52501400	Misc Oper TD	CC	31117625	7/31/2012	95.39
52501400	Misc Oper TD	CC	31118405	7/31/2012	66.77
52501600	Misc Oper AG	JE	148	7/31/2012	95.94
52501600	Misc Oper AG	CC	31085265	7/31/2012	125.70
52501600	Misc Oper AG	CC	31111391	7/31/2012	105.44
52501600	Misc Oper AG	CC	31111392	7/31/2012	105.44
52501600	Misc Oper AG	CC	31111397	7/31/2012	105.44
52501600	Misc Oper AG	CC	31111398	7/31/2012	105.44
52501600	Misc Oper AG	CC	31111399	7/31/2012	105.44
52501600	Misc Oper AG	CC	31111488	7/31/2012	150.00
52501600	Misc Oper AG	CC	31111696	7/31/2012	40.00
52501600	Misc Oper AG	CC	31113214	7/31/2012	111.30
52501600	Misc Oper AG	CC	31113564	7/31/2012	67.84
52501600	Misc Oper AG	CC	31113856	7/31/2012	26.50
52501600	Misc Oper AG	CC	31114840	7/31/2012	434.60
52501600	Misc Oper AG	CC	31115063	7/31/2012	140.38
52501600	Misc Oper AG	CC	31115688	7/31/2012	190.00
52501600	Misc Oper AG	CC	31115689	7/31/2012	190.00
52501600	Misc Oper AG	CC	31115690	7/31/2012	190.00
52501600	Misc Oper AG	CC	31116639	7/31/2012	2,681.80
52501600	Misc Oper AG	CC	31116642	7/31/2012	111.30
52501600	Misc Oper AG	CC	31116988	7/31/2012	7.16
52501600	Misc Oper AG	JE	333	7/31/2012	69.67
52501600	Misc Oper AG	JE	336	7/31/2012	102.86
52501600	Misc Oper AG	JE	337	7/31/2012	195.20
52501600	Misc Oper AG	JE	160	7/31/2012	4,361.29
52501600	Misc Oper AG	IJ	31119076	7/31/2012	11,383.66
52501600	Misc Oper AG	IJ	31119076	7/31/2012	0.00



## Kentucky American Water Company

Case No. 2012-00520

Response to PSC DR1, Item 31

Account	Description	Doc Type	Document Number	Posting Date	Amount
52503000	Advertising	CC	31110302	7/31/2012	2,832.70
52503000	Advertising	CC	31110303	7/31/2012	2,894.00
52503000	Advertising	CC	31110304	7/31/2012	2,894.00
52510015	Bank Svc Charges-CA	JE	140	7/31/2012	15,041.53
52510015	Bank Svc Charges-CA	JE	141	7/31/2012	8,988.13
52510016	Bank Svc Charges-AG	JE	105	7/31/2012	0.11
52510016	Bank Svc Charges-AG	JE	105	7/31/2012	2,430.00
52510016	Bank Svc Charges-AG	JE	105	7/31/2012	0.05
52510016	Bank Svc Charges-AG	JE	105	7/31/2012	3,888.00
52510016	Bank Svc Charges-AG	JE	12120703	7/31/2012	(3,888.00)
52510016	Bank Svc Charges-AG	JE	12120703	7/31/2012	(2,430.00)
52515000	Commun Relations-E	CC	31116638	7/31/2012	3,074.00
52515001	Commun Relations-S	CC	31083701	7/31/2012	570.00
52515001	Commun Relations-S	CC	31084603	7/31/2012	725.00
52515001	Commun Relations-S	CC	31084604	7/31/2012	289.25
52515001	Commun Relations-S	CC	31085266	7/31/2012	700.00
52520000	Collection Agencies	JE	334	7/31/2012	1,605.27
52520000	Collection Agencies	JE	316	7/31/2012	2,954.07
52520000	Collection Agencies	JE	31109915	7/31/2012	(131.96)
52524000	Co Dues/Mmbrshp Ded	JR	1209	7/31/2012	439.83
52524000	Co Dues/Mmbrshp Ded	JR	1209	7/31/2012	(439.83)
52524000	Co Dues/Mmbrshp Ded	JR	1212	7/31/2012	3,800.50
52524000	Co Dues/Mmbrshp Ded	JR	1214	7/31/2012	833.33
52524000	Co Dues/Mmbrshp Ded	JR	200	7/31/2012	307.11
52524000	Co Dues/Mmbrshp Ded	JR	213	7/31/2012	532.11
52524000	Co Dues/Mmbrshp Ded	CC	31085281	7/31/2012	500.00
52526100	Credit Line Fees I/C	JE	129	7/31/2012	2,106.67
52526100	Credit Line Fees I/C	JE	125	7/31/2012	5,581.31
52532013	Electricity WT	JE	155	7/31/2012	50.00
52532013	Electricity WT	JE	155	7/31/2012	96.98
52532013	Electricity WT	JE	155	7/31/2012	32.30
52532014	Electricity TD	JE	155	7/31/2012	4,195.00
52532014	Electricity TD	JE	155	7/31/2012	745.03
52532014	Electricity TD	JE	155	7/31/2012	1,053.77
52532016	Electricity AG	JE	155	7/31/2012	7,690.82
52532016	Electricity AG	JE	155	7/31/2012	196.78
52534000	Employee Expenses	CC	31085681	7/31/2012	424.14
52534000	Employee Expenses	CC	31085866	7/31/2012	380.89
52534000	Employee Expenses	CC	31085942	7/31/2012	427.14
52534000	Employee Expenses	JE	31087405	7/31/2012	5,529.48
52534000	Employee Expenses	CC	31111204	7/31/2012	20.00
52534000	Employee Expenses	CC	31111205	7/31/2012	25.00
52534000	Employee Expenses	CC	31111376	7/31/2012	25.00
52534000	Employee Expenses	CC	31111542	7/31/2012	882.90
52534000	Employee Expenses	CC	31111562	7/31/2012	15.00
52534000	Employee Expenses	CC	31111563	7/31/2012	5.00
52534000	Employee Expenses	CC	31111673	7/31/2012	5.00
52534000	Employee Expenses	CC	31111674	7/31/2012	884.69
52534000	Employee Expenses	CC	31111773	7/31/2012	150.00
52534000	Employee Expenses	CC	31111854	7/31/2012	93.78
52534000	Employee Expenses	CC	31111897	7/31/2012	234.46
52534000	Employee Expenses	CC	31111963	7/31/2012	5.00
52534000	Employee Expenses	CC	31111965	7/31/2012	(884.69)

## Kentucky American Water Company

Case No. 2012-00520

Response to PSC DR1, Item 31

Account	Description	Doc Type	Document Number	Posting Date	Amount
52534000	Employee Expenses	CC	31111966	7/31/2012	884.69
52534000	Employee Expenses	CC	31111967	7/31/2012	234.46
52534000	Employee Expenses	CC	31112215	7/31/2012	184.00
52534000	Employee Expenses	CC	31112304	7/31/2012	5.00
52534000	Employee Expenses	CC	31112305	7/31/2012	914.69
52534000	Employee Expenses	CC	31112688	7/31/2012	20.00
52534000	Employee Expenses	CC	31112689	7/31/2012	20.00
52534000	Employee Expenses	CC	31112758	7/31/2012	27.60
52534000	Employee Expenses	CC	31112835	7/31/2012	19.20
52534000	Employee Expenses	CC	31112836	7/31/2012	25.93
52534000	Employee Expenses	CC	31112904	7/31/2012	141.38
52534000	Employee Expenses	CC	31112905	7/31/2012	20.00
52534000	Employee Expenses	CC	31112906	7/31/2012	20.00
52534000	Employee Expenses	CC	31112925	7/31/2012	20.00
52534000	Employee Expenses	CC	31112926	7/31/2012	20.00
52534000	Employee Expenses	CC	31112933	7/31/2012	20.00
52534000	Employee Expenses	CC	31112997	7/31/2012	20.00
52534000	Employee Expenses	CC	31113016	7/31/2012	5.00
52534000	Employee Expenses	CC	31113536	7/31/2012	27.60
52534000	Employee Expenses	CC	31113565	7/31/2012	161.71
52534000	Employee Expenses	CC	31113569	7/31/2012	246.01
52534000	Employee Expenses	CC	31113570	7/31/2012	209.42
52534000	Employee Expenses	CC	31113776	7/31/2012	198.12
52534000	Employee Expenses	CC	31113897	7/31/2012	435.46
52534000	Employee Expenses	CC	31113987	7/31/2012	5.00
52534000	Employee Expenses	CC	31113988	7/31/2012	598.26
52534000	Employee Expenses	CC	31114036	7/31/2012	522.55
52534000	Employee Expenses	CC	31114037	7/31/2012	139.53
52534000	Employee Expenses	CC	31114120	7/31/2012	495.46
52534000	Employee Expenses	CC	31115335	7/31/2012	150.00
52534000	Employee Expenses	CC	31115982	7/31/2012	445.05
52534000	Employee Expenses	CC	31116690	7/31/2012	185.84
52534000	Employee Expenses	CC	31117345	7/31/2012	25.00
52534000	Employee Expenses	CC	31117947	7/31/2012	26.00
52534000	Employee Expenses	CC	31117969	7/31/2012	67.98
52534000	Employee Expenses	CC	31118100	7/31/2012	159.85
52534000	Employee Expenses	CC	31118101	7/31/2012	25.00
52534000	Employee Expenses	CC	31118501	7/31/2012	117.23
52534200	Conferences & Reg	JR	215	7/31/2012	54.10
52534200	Conferences & Reg	CC	31112268	7/31/2012	(415.00)
52534200	Conferences & Reg	CC	31113203	7/31/2012	1,300.00
52534200	Conferences & Reg	CC	31117509	7/31/2012	70.00
52535000	Meals Deductible	CC	31082657	7/31/2012	29.96
52535000	Meals Deductible	CC	31084197	7/31/2012	6.03
52535000	Meals Deductible	CC	31084406	7/31/2012	4.84
52535000	Meals Deductible	CC	31084472	7/31/2012	49.80
52535000	Meals Deductible	CC	31084475	7/31/2012	5.00
52535000	Meals Deductible	CC	31084563	7/31/2012	13.85
52535000	Meals Deductible	CC	31084564	7/31/2012	64.00
52535000	Meals Deductible	CC	31084635	7/31/2012	6.57
52535000	Meals Deductible	CC	31084860	7/31/2012	2.40
52535000	Meals Deductible	CC	31084861	7/31/2012	10.51
52535000	Meals Deductible	CC	31084889	7/31/2012	8.54

## Kentucky American Water Company

Case No. 2012-00520

Response to PSC DR1, Item 31

Account	Description	Doc Type	Document Number	Posting Date	Amount
52535000	Meals Deductible	CC	31084891	7/31/2012	4.92
52535000	Meals Deductible	CC	31084911	7/31/2012	49.12
52535000	Meals Deductible	CC	31085010	7/31/2012	7.29
52535000	Meals Deductible	CC	31085347	7/31/2012	18.14
52535000	Meals Deductible	CC	31085434	7/31/2012	5.60
52535000	Meals Deductible	CC	31085712	7/31/2012	50.24
52535000	Meals Deductible	JE	31087405	7/31/2012	5,529.48
52535000	Meals Deductible	CC	31111350	7/31/2012	126.00
52535000	Meals Deductible	CC	31111608	7/31/2012	1.79
52535000	Meals Deductible	CC	31111609	7/31/2012	6.99
52535000	Meals Deductible	CC	31111697	7/31/2012	15.26
52535000	Meals Deductible	CC	31111946	7/31/2012	20.36
52535000	Meals Deductible	CC	31111964	7/31/2012	49.50
52535000	Meals Deductible	CC	31112206	7/31/2012	23.17
52535000	Meals Deductible	CC	31112207	7/31/2012	4.22
52535000	Meals Deductible	CC	31112208	7/31/2012	34.06
52535000	Meals Deductible	CC	31112266	7/31/2012	28.19
52535000	Meals Deductible	CC	31112298	7/31/2012	5.60
52535000	Meals Deductible	CC	31112687	7/31/2012	7.83
52535000	Meals Deductible	CC	31112724	7/31/2012	16.94
52535000	Meals Deductible	CC	31112730	7/31/2012	11.55
52535000	Meals Deductible	CC	31112748	7/31/2012	44.57
52535000	Meals Deductible	CC	31112749	7/31/2012	6.01
52535000	Meals Deductible	CC	31112750	7/31/2012	6.76
52535000	Meals Deductible	CC	31112759	7/31/2012	10.40
52535000	Meals Deductible	CC	31112859	7/31/2012	12.94
52535000	Meals Deductible	CC	31112860	7/31/2012	15.10
52535000	Meals Deductible	CC	31112903	7/31/2012	29.97
52535000	Meals Deductible	CC	31112904	7/31/2012	42.06
52535000	Meals Deductible	CC	31112927	7/31/2012	7.41
52535000	Meals Deductible	CC	31113116	7/31/2012	29.69
52535000	Meals Deductible	CC	31113132	7/31/2012	5.08
52535000	Meals Deductible	CC	31113149	7/31/2012	20.34
52535000	Meals Deductible	CC	31113209	7/31/2012	47.44
52535000	Meals Deductible	CC	31113210	7/31/2012	6.36
52535000	Meals Deductible	CC	31113520	7/31/2012	8.99
52535000	Meals Deductible	CC	31113534	7/31/2012	1.09
52535000	Meals Deductible	CC	31113535	7/31/2012	6.80
52535000	Meals Deductible	CC	31113537	7/31/2012	2.12
52535000	Meals Deductible	CC	31113538	7/31/2012	10.18
52535000	Meals Deductible	CC	31113566	7/31/2012	8.89
52535000	Meals Deductible	CC	31113567	7/31/2012	11.72
52535000	Meals Deductible	CC	31113568	7/31/2012	674.85
52535000	Meals Deductible	CC	31113702	7/31/2012	10.02
52535000	Meals Deductible	CC	31113728	7/31/2012	30.52
52535000	Meals Deductible	CC	31113729	7/31/2012	18.02
52535000	Meals Deductible	CC	31113730	7/31/2012	9.08
52535000	Meals Deductible	CC	31113731	7/31/2012	9.53
52535000	Meals Deductible	CC	31113775	7/31/2012	14.27
52535000	Meals Deductible	CC	31113857	7/31/2012	29.01
52535000	Meals Deductible	CC	31113896	7/31/2012	47.87
52535000	Meals Deductible	CC	31113897	7/31/2012	26.37
52535000	Meals Deductible	CC	31114034	7/31/2012	10.45

## Kentucky American Water Company

Case No. 2012-00520

Response to PSC DR1, Item 31

Account	Description	Doc Type	Document Number	Posting Date	Amount
52535000	Meals Deductible	CC	31114038	7/31/2012	12.15
52535000	Meals Deductible	CC	31114069	7/31/2012	18.66
52535000	Meals Deductible	CC	31114070	7/31/2012	26.20
52535000	Meals Deductible	CC	31114120	7/31/2012	49.04
52535000	Meals Deductible	CC	31114158	7/31/2012	29.56
52535000	Meals Deductible	CC	31114191	7/31/2012	3.70
52535000	Meals Deductible	CC	31114309	7/31/2012	10.31
52535000	Meals Deductible	CC	31114310	7/31/2012	3.81
52535000	Meals Deductible	CC	31114400	7/31/2012	4.55
52535000	Meals Deductible	CC	31114515	7/31/2012	14.07
52535000	Meals Deductible	CC	31114778	7/31/2012	4.12
52535000	Meals Deductible	CC	31114819	7/31/2012	6.14
52535000	Meals Deductible	CC	31114820	7/31/2012	18.00
52535000	Meals Deductible	CC	31114821	7/31/2012	4.39
52535000	Meals Deductible	CC	31114849	7/31/2012	391.38
52535000	Meals Deductible	CC	31115062	7/31/2012	1,135.53
52535000	Meals Deductible	CC	31115195	7/31/2012	3.71
52535000	Meals Deductible	CC	31115336	7/31/2012	5.00
52535000	Meals Deductible	CC	31115380	7/31/2012	24.60
52535000	Meals Deductible	CC	31115556	7/31/2012	16.88
52535000	Meals Deductible	CC	31115759	7/31/2012	10.59
52535000	Meals Deductible	CC	31115981	7/31/2012	6.75
52535000	Meals Deductible	CC	31115983	7/31/2012	3.30
52535000	Meals Deductible	CC	31115985	7/31/2012	16.98
52535000	Meals Deductible	CC	31115986	7/31/2012	29.80
52535000	Meals Deductible	CC	31116036	7/31/2012	6.25
52535000	Meals Deductible	CC	31116317	7/31/2012	20.00
52535000	Meals Deductible	CC	31116611	7/31/2012	19.77
52535000	Meals Deductible	CC	31116612	7/31/2012	61.95
52535000	Meals Deductible	CC	31116640	7/31/2012	14.31
52535000	Meals Deductible	CC	31117344	7/31/2012	742.84
52535000	Meals Deductible	CC	31117402	7/31/2012	89.25
52535000	Meals Deductible	CC	31117946	7/31/2012	25.98
52535000	Meals Deductible	CC	31117967	7/31/2012	8.59
52535000	Meals Deductible	CC	31117968	7/31/2012	7.05
52535000	Meals Deductible	CC	31118099	7/31/2012	13.63
52535000	Meals Deductible	CC	31118149	7/31/2012	8.79
52535000	Meals Deductible	CC	31118328	7/31/2012	20.00
52535000	Meals Deductible	CC	31118329	7/31/2012	30.04
52535000	Meals Deductible	CC	31118330	7/31/2012	66.97
52535000	Meals Deductible	CC	31118406	7/31/2012	89.69
52542015	Forms CA	JE	300	7/31/2012	16,499.06
52548014	Heating Oil/Gas TD	JE	155	7/31/2012	524.07
52548014	Heating Oil/Gas TD	JE	155	7/31/2012	10.24
52548016	Heating Oil/Gas AG	JE	155	7/31/2012	660.53
52550013	Janitorial WT	CC	31113182	7/31/2012	162.00
52550013	Janitorial WT	CC	31113270	7/31/2012	19.07
52554500	Lab Supplies	CC	31082147	7/31/2012	51.03
52554500	Lab Supplies	CC	31082211	7/31/2012	116.87
52554500	Lab Supplies	CC	31083649	7/31/2012	138.36
52554500	Lab Supplies	CC	31083649	7/31/2012	246.52
52554500	Lab Supplies	CC	31083650	7/31/2012	33.57
52554500	Lab Supplies	CC	31083989	7/31/2012	309.82

## Kentucky American Water Company

Case No. 2012-00520

Response to PSC DR1, Item 31

Account	Description	Doc Type	Document Number	Posting Date	Amount
52554500	Lab Supplies	CC	31084009	7/31/2012	218.31
52554500	Lab Supplies	CC	31084198	7/31/2012	82.67
52554500	Lab Supplies	CC	31113411	7/31/2012	1,334.35
52554500	Lab Supplies	CC	31115255	7/31/2012	493.04
52554500	Lab Supplies	CC	31116691	7/31/2012	630.74
52562013	Off&Adm Supplies WT	CC	31084567	7/31/2012	153.31
52562013	Off&Adm Supplies WT	CC	31084567	7/31/2012	17.73
52562013	Off&Adm Supplies WT	CC	31115758	7/31/2012	153.31
52562013	Off&Adm Supplies WT	CC	31115758	7/31/2012	70.54
52562014	Off&Adm Supplies TD	CC	31083769	7/31/2012	7.65
52562014	Off&Adm Supplies TD	CC	31113212	7/31/2012	250.84
52562014	Off&Adm Supplies TD	CC	31113213	7/31/2012	127.18
52562014	Off&Adm Supplies TD	CC	31114190	7/31/2012	671.36
52562014	Off&Adm Supplies TD	CC	31114777	7/31/2012	113.85
52562014	Off&Adm Supplies TD	CC	31115194	7/31/2012	237.04
52562014	Off&Adm Supplies TD	CC	31115691	7/31/2012	84.96
52562014	Off&Adm Supplies TD	CC	31116784	7/31/2012	26.20
52562016	Off&Adm Supplies AG	CC	31083046	7/31/2012	688.05
52562016	Off&Adm Supplies AG	CC	31117786	7/31/2012	110.18
52562513	Overnight Shippng WT	CC	31084809	7/31/2012	89.90
52566015	Postage CA	JE	125	7/31/2012	46,333.69
52568000	Research & Develop	JR	211	7/31/2012	1,676.51
52568000	Research & Develop	JR	216	7/31/2012	73.70
52571100	Add'l Security Costs	JE	600	7/31/2012	10,674.56
52571100	Add'l Security Costs	JE	600	7/31/2012	2,860.80
52571500	Software Licenses	JR	208	7/31/2012	1,953.48
52571500	Software Licenses	JR	210	7/31/2012	472.67
52571500	Software Licenses	JR	212	7/31/2012	286.35
52571500	Software Licenses	JR	222	7/31/2012	85.29
52571500	Software Licenses	JR	224	7/31/2012	240.11
52574013	Telephone WT	JE	148	7/31/2012	2,114.87
52574015	Telephone CA	JE	148	7/31/2012	3,826.94
52574016	Telephone AG	JE	148	7/31/2012	3.99
52574016	Telephone AG	JE	148	7/31/2012	122.24
52574016	Telephone AG	JE	148	7/31/2012	3.70
52574016	Telephone AG	JE	148	7/31/2012	47.04
52574016	Telephone AG	JE	148	7/31/2012	480.62
52574016	Telephone AG	JE	148	7/31/2012	1,389.14
52574016	Telephone AG	JE	148	7/31/2012	5.79
52574016	Telephone AG	JE	148	7/31/2012	61.83
52574116	Cell Phone AG	JE	148	7/31/2012	520.07
52574116	Cell Phone AG	JE	148	7/31/2012	720.19
52574116	Cell Phone AG	JE	148	7/31/2012	135.34
52574116	Cell Phone AG	JE	148	7/31/2012	117.76
52574116	Cell Phone AG	JE	148	7/31/2012	114.58
52574116	Cell Phone AG	JE	148	7/31/2012	6.31
52574116	Cell Phone AG	JE	148	7/31/2012	1,801.29
52574116	Cell Phone AG	JE	148	7/31/2012	262.25
52574116	Cell Phone AG	JE	148	7/31/2012	4,303.55
52574116	Cell Phone AG	JE	148	7/31/2012	613.15
52574116	Cell Phone AG	JE	148	7/31/2012	114.11
52574116	Cell Phone AG	JE	148	7/31/2012	66.68
52574116	Cell Phone AG	JE	148	7/31/2012	165.60

## Kentucky American Water Company

Case No. 2012-00520

Response to PSC DR1, Item 31

Account	Description	Doc Type	Document Number	Posting Date	Amount
52574116	Cell Phone AG	JE	148	7/31/2012	130.05
52574116	Cell Phone AG	JE	148	7/31/2012	289.36
52574116	Cell Phone AG	JE	148	7/31/2012	1,407.05
52574116	Cell Phone AG	CC	31116641	7/31/2012	51.78
52574116	Cell Phone AG	CC	31116687	7/31/2012	200.00
52578013	Trash Removal WT	CC	31115303	7/31/2012	105.25
52578014	Trash Removal TD	JE	160	7/31/2012	1,138.70
52579000	Trustee Fees	CC	31110125	7/31/2012	200.00
52579000	Trustee Fees	CC	31110126	7/31/2012	200.00
52579000	Trustee Fees	CC	31110127	7/31/2012	200.00
52579000	Trustee Fees	CC	31110713	7/31/2012	200.00
52579000	Trustee Fees	CC	31110714	7/31/2012	200.00
52579000	Trustee Fees	CC	31110773	7/31/2012	200.00
52582013	Uniforms WT	CC	31084565	7/31/2012	69.19
52582013	Uniforms WT	CC	31084566	7/31/2012	55.44
52582013	Uniforms WT	CC	31084655	7/31/2012	109.70
52582013	Uniforms WT	CC	31084890	7/31/2012	39.20
52582013	Uniforms WT	CC	31086556	7/31/2012	4.81
52582013	Uniforms WT	CC	31086556	7/31/2012	25.35
52582013	Uniforms WT	CC	31113410	7/31/2012	111.30
52582013	Uniforms WT	CC	31114516	7/31/2012	105.99
52582013	Uniforms WT	CC	31114517	7/31/2012	104.93
52582013	Uniforms WT	CC	31114700	7/31/2012	82.25
52582013	Uniforms WT	CC	31114705	7/31/2012	55.44
52582013	Uniforms WT	CC	31115224	7/31/2012	39.20
52582014	Uniforms TD	CC	31086206	7/31/2012	105.98
52582014	Uniforms TD	CC	31086556	7/31/2012	21.78
52582014	Uniforms TD	CC	31113521	7/31/2012	(139.90)
52582014	Uniforms TD	CC	31113522	7/31/2012	139.90
52582014	Uniforms TD	CC	31113523	7/31/2012	127.71
52582014	Uniforms TD	CC	31114436	7/31/2012	225.53
52582014	Uniforms TD	CC	31114437	7/31/2012	132.24
52582014	Uniforms TD	CC	31117340	7/31/2012	154.25
52582014	Uniforms TD	CC	31117341	7/31/2012	43.20
53150013	Contr Svc-Other WT	JR	1200	7/31/2012	905.00
53150013	Contr Svc-Other WT	JR	1200	7/31/2012	162.83
53150013	Contr Svc-Other WT	JR	1200	7/31/2012	1,862.92
53150013	Contr Svc-Other WT	JR	1200	7/31/2012	474.17
53150013	Contr Svc-Other WT	JR	1200	7/31/2012	725.92
53150013	Contr Svc-Other WT	JR	1200	7/31/2012	563.58
53150013	Contr Svc-Other WT	JR	1200	7/31/2012	204.33
53150013	Contr Svc-Other WT	CC	31114502	7/31/2012	349.00
53150013	Contr Svc-Other WT	CC	31114503	7/31/2012	821.42
53150013	Contr Svc-Other WT	CC	31115414	7/31/2012	328.95
53150013	Contr Svc-Other WT	JE	600	7/31/2012	2,200.00
53150014	Contr Svc-Other TD	JE	600	7/31/2012	4,000.00
53150014	Contr Svc-Other TD	JE	600	7/31/2012	2,783.00
53150014	Contr Svc-Other TD	JE	160	7/31/2012	3,096.00
53150014	Contr Svc-Other TD	JE	160	7/31/2012	2,735.81
53150015	Contr Svc-Other CA	JE	148	7/31/2012	659.13
53150015	Contr Svc-Other CA	CC	31116712	7/31/2012	55.00
53150016	Contr Svc-Other AG	CC	31084636	7/31/2012	5.19
53150016	Contr Svc-Other AG	CC	31112159	7/31/2012	978.73

Kentucky American Water Company  
Case No. 2012-00520  
Response to PSC DR1, Item 31

Account	Description	Doc Type	Document Number	Posting Date	Amount
53150016	Contr Svc-Other AG	CC	31112533	7/31/2012	282.00
53150016	Contr Svc-Other AG	CC	31114342	7/31/2012	10.00
53150016	Contr Svc-Other AG	CC	31115414	7/31/2012	459.00
53150016	Contr Svc-Other AG	JE	877	7/31/2012	7,911.00
53151014	Contr Svc-Temp EE TD	JE	600	7/31/2012	1,204.00
53152000	Contr Svc-Lab Testng	CC	31085943	7/31/2012	111.00
53152000	Contr Svc-Lab Testng	CC	31112665	7/31/2012	290.00
53152000	Contr Svc-Lab Testng	CC	31112675	7/31/2012	105.00
53154000	Contr Svc-Audit Fees	JE	201	7/31/2012	8,047.00
53154000	Contr Svc-Audit Fees	JE	99071201	7/31/2012	1,258.00
53154000	Contr Svc-Audit Fees	JR	275	7/31/2012	7,779.00
53154000	Contr Svc-Audit Fees	JE	99071209	7/31/2012	(408.00)
53155000	Contr Svc-Legal	JE	175	7/31/2012	352.00
53155000	Contr Svc-Legal	JE	175	7/31/2012	13,646.42
53155000	Contr Svc-Legal	JE	175	7/31/2012	8,613.40
53155000	Contr Svc-Legal	JE	175	7/31/2012	1,394.88
53409999	AWWSC Conversion	JB	31119051	7/31/2012	103,353.77
53409999	AWWSC Conversion	JB	31119051	7/31/2012	11,287.16
53409999	AWWSC Conversion	JB	31119051	7/31/2012	53,523.47
53409999	AWWSC Conversion	JB	31119051	7/31/2012	10,386.37
53409999	AWWSC Conversion	JB	31119051	7/31/2012	13,700.90
53409999	AWWSC Conversion	JB	31119051	7/31/2012	24,517.88
53409999	AWWSC Conversion	JB	31119051	7/31/2012	32,607.09
53409999	AWWSC Conversion	JB	31119051	7/31/2012	4,730.38
53409999	AWWSC Conversion	JB	31119051	7/31/2012	964.50
53409999	AWWSC Conversion	JB	31119051	7/31/2012	2,856.55
53409999	AWWSC Conversion	JB	31119051	7/31/2012	1,144.46
53409999	AWWSC Conversion	JB	31119051	7/31/2012	3,099.08
53409999	AWWSC Conversion	JB	31119051	7/31/2012	38,923.82
53409999	AWWSC Conversion	JB	31119051	7/31/2012	115,905.04
53409999	AWWSC Conversion	JB	31119051	7/31/2012	162,046.69
53409999	AWWSC Conversion	JB	31119051	7/31/2012	787.13
53409999	AWWSC Conversion	JB	31119051	7/31/2012	787.13
53409999	AWWSC Conversion	JB	31119051	7/31/2012	787.13
53409999	AWWSC Conversion	JB	31119051	7/31/2012	787.13
53409999	AWWSC Conversion	JB	31119051	7/31/2012	787.13
53409999	AWWSC Conversion	JB	31119051	7/31/2012	4,750.90
53409999	AWWSC Conversion	JB	31119051	7/31/2012	10,471.34
53409999	AWWSC Conversion	JB	31119051	7/31/2012	71,722.98
55000015	Trans Oper CA	CC	31116319	7/31/2012	9.97
55000016	Trans Oper AG	CC	31084892	7/31/2012	46.57
55000016	Trans Oper AG	CC	31111351	7/31/2012	20.00
55000016	Trans Oper AG	CC	31112137	7/31/2012	12.34
55000016	Trans Oper AG	CC	31113031	7/31/2012	35.19
55000016	Trans Oper AG	CC	31113211	7/31/2012	6.00
55000016	Trans Oper AG	CC	31114035	7/31/2012	4.29
55000016	Trans Oper AG	CC	31114092	7/31/2012	56.00
55000016	Trans Oper AG	CC	31114118	7/31/2012	4.35
55000016	Trans Oper AG	CC	31114373	7/31/2012	25.70
55000016	Trans Oper AG	CC	31117626	7/31/2012	38.87
55000016	Trans Oper AG	CC	31118408	7/31/2012	38.63
55000100	Trans Cap Credits	JE	31119045	7/31/2012	(6,438.00)
55010200	Trans Lease Fuel	JE	240	7/31/2012	25,157.49

## Kentucky American Water Company

Case No. 2012-00520

Response to PSC DR1, Item 31

Account	Description	Doc Type	Document Number	Posting Date	Amount
55010200	Trans Lease Fuel	JE	242	7/31/2012	646.24
55010200	Trans Lease Fuel	JE	242	7/31/2012	188.43
55010200	Trans Lease Fuel	JE	242	7/31/2012	6,061.65
55010200	Trans Lease Fuel	JE	242	7/31/2012	56.64
55010200	Trans Lease Fuel	JE	242	7/31/2012	249.50
55010200	Trans Lease Fuel	JE	242	7/31/2012	121.11
55010200	Trans Lease Fuel	JE	242	7/31/2012	243.19
55010200	Trans Lease Fuel	JE	242	7/31/2012	535.65
55010200	Trans Lease Fuel	JE	242	7/31/2012	463.76
55010200	Trans Lease Fuel	JE	242	7/31/2012	103.19
55010300	Trans Lease Maint	JE	240	7/31/2012	13,896.62
55010300	Trans Lease Maint	JE	245	7/31/2012	435.60
55010300	Trans Lease Maint	JE	241	7/31/2012	467.65
55010300	Trans Lease Maint	JE	241	7/31/2012	652.81
55010300	Trans Lease Maint	JE	244	7/31/2012	3,264.51
55010300	Trans Lease Maint	JE	99071213	7/31/2012	(13,896.62)
55110000	Ins Vehicle	JR	115	7/31/2012	2,949.17
55710000	Ins General Liabilty	JR	101	7/31/2012	209.59
55710000	Ins General Liabilty	JR	102	7/31/2012	231.37
55710000	Ins General Liabilty	JR	109	7/31/2012	532.99
55710000	Ins General Liabilty	JR	111	7/31/2012	17,685.20
55710000	Ins General Liabilty	JR	113	7/31/2012	4,510.47
55710000	Ins General Liabilty	JR	114	7/31/2012	824.99
55710000	Ins General Liabilty	JR	119	7/31/2012	782.78
55710000	Ins General Liabilty	JR	125	7/31/2012	412.95
55710000	Ins General Liabilty	JR	128	7/31/2012	66.42
55710000	Ins General Liabilty	JE	99071205	7/31/2012	146.85
55720000	Ins Work Comp	JR	112	7/31/2012	13,570.32
55720000	Ins Work Comp	JR	2007	7/31/2012	94.99
55720000	Ins Work Comp	JR	2007	7/31/2012	(94.99)
55720100	Ins W/C Cap Credits	JE	31119045	7/31/2012	(843.00)
55730000	Ins Other	JR	100	7/31/2012	8.82
55730000	Ins Other	JR	103	7/31/2012	39.60
55730000	Ins Other	JR	104	7/31/2012	55.35
55730000	Ins Other	JR	110	7/31/2012	538.90
55730000	Ins Other	JR	116	7/31/2012	9,561.52
56610000	Reg Exp-Amort	JR	700	7/31/2012	16,565.87
56620000	Reg Exp-Depr Stdy	JR	800	7/31/2012	561.46
56620000	Reg Exp-Depr Stdy	JR	900	7/31/2012	617.21
57010015	Uncoll Accts Exp CA	JE	31087316	7/31/2012	(96.85)
57010015	Uncoll Accts Exp CA	JE	31087316	7/31/2012	(50.21)
57010015	Uncoll Accts Exp CA	JE	100	7/31/2012	1,811.16
57010016	Uncoll Accts Exp AG	JE	260	7/31/2012	(16,810.65)
62002100	M&S Maint SS	CC	31083790	7/31/2012	161.27
62002100	M&S Maint SS	CC	31084131	7/31/2012	169.60
62002100	M&S Maint SS	CC	31084469	7/31/2012	122.05
62002100	M&S Maint SS	CC	31085446	7/31/2012	279.84
62002100	M&S Maint SS	CC	31087144	7/31/2012	176.99
62002300	M&S Maint WT	JN	31081970	7/31/2012	3,479.03
62002300	M&S Maint WT	CC	31083470	7/31/2012	393.38
62002300	M&S Maint WT	CC	31083955	7/31/2012	24.95
62002300	M&S Maint WT	CC	31083956	7/31/2012	689.79
62002300	M&S Maint WT	CC	31084002	7/31/2012	35.94



## Kentucky American Water Company

Case No. 2012-00520

Response to PSC DR1, Item 31

Account	Description	Doc Type	Document Number	Posting Date	Amount
62002300	M&S Maint WT	CC	31084003	7/31/2012	121.90
62002300	M&S Maint WT	CC	31084466	7/31/2012	21.52
62002300	M&S Maint WT	CC	31084467	7/31/2012	20.81
62002300	M&S Maint WT	CC	31084468	7/31/2012	1,444.43
62002300	M&S Maint WT	CC	31084659	7/31/2012	246.29
62002300	M&S Maint WT	CC	31084661	7/31/2012	280.12
62002300	M&S Maint WT	CC	31084710	7/31/2012	146.88
62002300	M&S Maint WT	CC	31084810	7/31/2012	9.57
62002300	M&S Maint WT	CC	31084812	7/31/2012	320.88
62002300	M&S Maint WT	CC	31084906	7/31/2012	240.86
62002300	M&S Maint WT	CC	31085445	7/31/2012	6.61
62002300	M&S Maint WT	CC	31085544	7/31/2012	68.90
62002300	M&S Maint WT	CC	31085711	7/31/2012	246.72
62002300	M&S Maint WT	CC	31085713	7/31/2012	21.14
62002300	M&S Maint WT	CC	31086159	7/31/2012	1,012.89
62002300	M&S Maint WT	CC	31086165	7/31/2012	42.03
62002300	M&S Maint WT	CC	31086210	7/31/2012	383.94
62002300	M&S Maint WT	CC	31086892	7/31/2012	154.22
62002300	M&S Maint WT	CC	31087145	7/31/2012	52.32
62002300	M&S Maint WT	CC	31111890	7/31/2012	565.00
62002300	M&S Maint WT	CC	31113183	7/31/2012	249.28
62002300	M&S Maint WT	CC	31113399	7/31/2012	563.00
62002300	M&S Maint WT	CC	31113519	7/31/2012	93.24
62002300	M&S Maint WT	CC	31114847	7/31/2012	310.78
62002300	M&S Maint WT	CC	31114848	7/31/2012	222.60
62002300	M&S Maint WT	CC	31114850	7/31/2012	466.63
62002300	M&S Maint WT	CC	31114851	7/31/2012	168.50
62002300	M&S Maint WT	CC	31115337	7/31/2012	6.08
62002300	M&S Maint WT	CC	31115338	7/31/2012	186.95
62002300	M&S Maint WT	CC	31115687	7/31/2012	350.00
62002300	M&S Maint WT	CC	31115984	7/31/2012	8.80
62002300	M&S Maint WT	CC	31115987	7/31/2012	125.46
62002400	M&S Maint TD	JE	31087309	7/31/2012	(6.86)
62002400	M&S Maint TD	JE	31087309	7/31/2012	(8.24)
62002400	M&S Maint TD	JE	31087309	7/31/2012	(4.23)
62002400	M&S Maint TD	JE	31087310	7/31/2012	(90.38)
62002400	M&S Maint TD	JE	31087311	7/31/2012	(96.67)
62002600	M&S Maint AG	JR	201	7/31/2012	1,878.56
62002600	M&S Maint AG	CC	31085865	7/31/2012	4.18
62002600	M&S Maint AG	JE	600	7/31/2012	2,500.00
62002600	M&S Maint AG	JE	600	7/31/2012	4,800.00
62502300	Misc Maint WT	CC	31115695	7/31/2012	94.64
62502400	Misc Maint TD	JE	160	7/31/2012	2,765.65
62502400	Misc Maint TD	JE	160	7/31/2012	1,077.75
62502600	Misc Maint AG	JE	99071203	7/31/2012	796.42
62502600	Misc Maint AG	JE	99071203	7/31/2012	796.42
62502600	Misc Maint AG	JR	204	7/31/2012	341.52
62502600	Misc Maint AG	JR	209	7/31/2012	4,190.99
62502600	Misc Maint AG	JR	221	7/31/2012	561.20
62502600	Misc Maint AG	JR	225	7/31/2012	281.84
62502600	Misc Maint AG	JE	99071208	7/31/2012	(38.63)
62502600	Misc Maint AG	J1	99071210	7/31/2012	845.52
62502600	Misc Maint AG	J1	99071211	7/31/2012	(897.00)

Kentucky American Water Company  
Case No. 2012-00520  
Response to PSC DR1, Item 31

Account	Description	Doc Type	Document Number	Posting Date	Amount
62512300	Amort Def Maint WT	JR	600	7/31/2012	3,019.97
62512300	Amort Def Maint WT	JR	606	7/31/2012	1,244.41
62512300	Amort Def Maint WT	JR	607	7/31/2012	1,281.93
62512300	Amort Def Maint WT	JR	609	7/31/2012	1,469.26
62512300	Amort Def Maint WT	JR	611	7/31/2012	1,800.99
62512300	Amort Def Maint WT	JR	613	7/31/2012	382.23
62512300	Amort Def Maint WT	JR	613	7/31/2012	148.44
62512300	Amort Def Maint WT	JR	614	7/31/2012	2,238.71
62512300	Amort Def Maint WT	JR	614	7/31/2012	619.56
62512400	Amort Def Maint TD	JR	600	7/31/2012	5,260.36
62512400	Amort Def Maint TD	JR	608	7/31/2012	2,149.90
62512400	Amort Def Maint TD	JR	610	7/31/2012	416.66
62512400	Amort Def Maint TD	JR	612	7/31/2012	276.13
62512400	Amort Def Maint TD	JR	613	7/31/2012	809.76
62512400	Amort Def Maint TD	JR	613	7/31/2012	189.97
62512400	Amort Def Maint TD	JR	615	7/31/2012	7,172.91
62512400	Amort Def Maint TD	JR	616	7/31/2012	3,590.84
62512400	Amort Def Maint TD	JR	616	7/31/2012	554.38
62512400	Amort Def Maint TD	JR	616	7/31/2012	2,422.70
62512400	Amort Def Maint TD	JR	616	7/31/2012	1,112.32
62520700	Misc Main Pvg/Bckfll	JE	300	7/31/2012	4,453.00
62520700	Misc Main Pvg/Bckfll	JE	300	7/31/2012	3,076.07
68011000	Depr -UPIS General	JU	30948104	7/31/2012	(26,781.46)
68011000	Depr -UPIS General	DP	31087264	7/31/2012	3,670.69
68011000	Depr -UPIS General	DP	31087264	7/31/2012	882,666.52
68011000	Depr -UPIS General	DP	31087264	7/31/2012	7,382.56
68011000	Depr -UPIS General	DP	31087264	7/31/2012	139.89
68011000	Depr -UPIS General	DP	31087264	7/31/2012	12,296.78
68011000	Depr -UPIS General	DP	31087264	7/31/2012	14,624.76
68012000	Depr -Amort CIAC Tx	DP	31087264	7/31/2012	(23,126.74)
68012000	Depr -Amort CIAC Tx	DP	31087264	7/31/2012	(45.12)
68012500	Depr-Amort CIAC Nntx	DP	31087264	7/31/2012	(5,162.84)
68012500	Depr-Amort CIAC Nntx	DP	31087264	7/31/2012	(2,160.72)
68012500	Depr-Amort CIAC Nntx	DP	31087264	7/31/2012	(5,760.67)
68012500	Depr-Amort CIAC Nntx	DP	31087264	7/31/2012	30.80
68012500	Depr-Amort CIAC Nntx	DP	31087264	7/31/2012	(86,407.27)
68254000	Amort-RegAsset AFUDC	JU	30092822	7/31/2012	11,190.13
68255000	Amort-UPAA	JU	907	7/31/2012	697.33
68255000	Amort-UPAA	JU	30009706	7/31/2012	16.06
68257000	Amort-Prop Losses	JR	100	7/31/2012	4,756.67
68258000	Amort-Reg Asset	JU	30092823	7/31/2012	575.00
68311000	Rem Costs-ARO/NNS	DP	31087264	7/31/2012	2,177.20
68311000	Rem Costs-ARO/NNS	DP	31087264	7/31/2012	163,380.44
68311000	Rem Costs-ARO/NNS	DP	31087264	7/31/2012	2,631.06
68520000	Property Taxes	JH	6	7/31/2012	341,933.42
68533000	FICA	JE	31081704	7/31/2012	23,055.00
68545000	Utility Reg Assessme	JH	4	7/31/2012	9,438.11
68545000	Utility Reg Assessme	JE	31119043	7/31/2012	(143,135.83)
69011000	FIT-Current	JE	31119277	7/31/2012	1,688,174.71
69021000	SIT-Current	JE	31119277	7/31/2012	307,873.81
69031000	FIT-Oth Inc&Ded CY	JE	31119277	7/31/2012	(774.47)
69041000	SIT-Oth Inc&Ded CY	JE	31119277	7/31/2012	(141.24)
69063000	Def FIT-RegAsst/Liab	JT	30092822	7/31/2012	37,714.41

Kentucky American Water Company  
Case No. 2012-00520  
Response to PSC DR1, Item 31

Account	Description	Doc Type	Document Number	Posting Date	Amount
69063000	Def FIT-RegAsst/Liab	JT	30092822	7/31/2012	2,158.75
69063000	Def FIT-RegAsst/Liab	JT	30092822	7/31/2012	(1,698.65)
69063000	Def FIT-RegAsst/Liab	JT	30092822	7/31/2012	(11,029.58)
69063000	Def FIT-RegAsst/Liab	JT	30092822	7/31/2012	(365.33)
69063000	Def FIT-RegAsst/Liab	JT	30092822	7/31/2012	(300.91)
69063000	Def FIT-RegAsst/Liab	JT	30092822	7/31/2012	(2,750.67)
69065000	Def FIT-Other	JE	31119277	7/31/2012	(139,711.45)
69073000	Def SIT-RegAsst/Liab	JT	30092822	7/31/2012	6,878.01
69073000	Def SIT-RegAsst/Liab	JT	30092822	7/31/2012	137.75
69073000	Def SIT-RegAsst/Liab	JT	30092822	7/31/2012	(2,199.58)
69073000	Def SIT-RegAsst/Liab	JT	30092822	7/31/2012	(309.68)
69073000	Def SIT-RegAsst/Liab	JT	30092822	7/31/2012	(704.00)
69073000	Def SIT-RegAsst/Liab	JT	30092822	7/31/2012	(66.67)
69073000	Def SIT-RegAsst/Liab	JT	30092822	7/31/2012	(54.92)
69073000	Def SIT-RegAsst/Liab	JT	30092822	7/31/2012	(501.66)
69073000	Def SIT-RegAsst/Liab	JT	30092822	7/31/2012	(1,857.42)
69073500	Def SIT-Other	JE	31119277	7/31/2012	(25,479.31)
69522000	ITC Restored-3%	JT	30092822	7/31/2012	(637.67)
69523000	ITC Restored-4%	JT	30092822	7/31/2012	(525.42)
69524000	ITC Restored-10%	JT	30092822	7/31/2012	(5,903.33)
70510000	AFUDC-Equity	F6	31119029	7/31/2012	(1,217.59)
70510000	AFUDC-Equity	F6	31119029	7/31/2012	(54,847.84)
70510000	AFUDC-Equity	F6	31119029	7/31/2012	(14,000.62)
70510000	AFUDC-Equity	F6	31119029	7/31/2012	(78.39)
71521000	M&J Expenses	JE	31087309	7/31/2012	6.86
71521000	M&J Expenses	JE	31087309	7/31/2012	8.24
71521000	M&J Expenses	JE	31087309	7/31/2012	4.23
71521000	M&J Expenses	JE	31087310	7/31/2012	90.38
71521000	M&J Expenses	JE	31087311	7/31/2012	96.67
71521000	M&J Expenses	JE	300	7/31/2012	43.24
71611000	Misc NU Revenue	JE	12120703	7/31/2012	3,888.00
71611000	Misc NU Revenue	JE	12120703	7/31/2012	2,430.00
75510000	Amort UPAA	JU	908	7/31/2012	(35.38)
75840000	Lobbying Expenses	JR	1212	7/31/2012	469.72
81010000	Interest LTD	JR	1000	7/31/2012	(10,875.79)
81010000	Interest LTD	JE	103	7/31/2012	266,635.42
81010000	Interest LTD	JE	103	7/31/2012	103,102.50
81010000	Interest LTD	JE	103	7/31/2012	79,846.67
81015000	Interest LTD Interco	JE	103	7/31/2012	229,034.72
81015000	Interest LTD Interco	JE	103	7/31/2012	294,583.33
81015000	Interest LTD Interco	JE	103	7/31/2012	605,312.50
81015000	Interest LTD Interco	JE	103	7/31/2012	903,790.42
81015000	Interest LTD Interco	JE	103	7/31/2012	464,932.29
81020000	Div Decl P/S w/ MRR	JE	103	7/31/2012	63,525.00
81315000	Interest STD Interco	JE	125	7/31/2012	5,230.74
82010000	Amort Debt Disc&Exp	JR	300	7/31/2012	665.38
82015000	Amort Dbt Dsc&Ex I/C	JR	500	7/31/2012	77.75
82015000	Amort Dbt Dsc&Ex I/C	JR	500	7/31/2012	1,381.14
82015000	Amort Dbt Dsc&Ex I/C	JR	501	7/31/2012	1,699.18
82015000	Amort Dbt Dsc&Ex I/C	JR	502	7/31/2012	1,084.02
82015000	Amort Dbt Dsc&Ex I/C	JR	503	7/31/2012	905.46
82020000	Amort P/S Exp w/ MRR	JR	400	7/31/2012	64.24
85000000	AFUDC Debt	FO	31119026	7/31/2012	(21,142.38)

Kentucky American Water Company  
Case No. 2012-00520  
Response to PSC DR1, Item 31

Account	Description	Doc Type	Document Number	Posting Date	Amount
85000000	AFUDC Debt	FO	31119026	7/31/2012	(10,740.23)
85000000	AFUDC Debt	FO	31119026	7/31/2012	(934.05)
85000000	AFUDC Debt	FO	31119026	7/31/2012	(60.13)
86031000	Div Dec Pref Stk	JE	105	7/31/2012	7,135.00
86031000	Div Dec Pref Stk	JE	105	7/31/2012	396.39
86031000	Div Dec Pref Stk	JE	105	7/31/2012	5,589.00
86031000	Div Dec Pref Stk	JE	105	7/31/2012	6,682.50
86031000	Div Dec Pref Stk	JE	105	7/31/2012	310.50
86031000	Div Dec Pref Stk	JE	105	7/31/2012	371.25
40111000	Res Sales Billed	ZA	9400000080	8/1/2012	(62.48)
40111000	Res Sales Billed	ZA	9400000080	8/1/2012	(215.93)
40111000	Res Sales Billed	ZA	9400000080	8/1/2012	(508,517.99)
40112000	Res Sales Unbilled	SA	100000833	8/1/2012	208,173.34
40112000	Res Sales Unbilled	SA	100000833	8/1/2012	2,571,221.96
40121000	Com Sales Billed	ZA	9400000080	8/1/2012	(27.01)
40121000	Com Sales Billed	ZA	9400000080	8/1/2012	(171,994.27)
40122000	Com Sales Unbilled	SA	100000833	8/1/2012	124,009.46
40122000	Com Sales Unbilled	SA	100000833	8/1/2012	1,318,539.84
40132000	Ind Sales Unbilled	SA	100000833	8/1/2012	126,142.28
40145000	Priv Fire Billed	ZA	9400000080	8/1/2012	(8,237.49)
40151000	Publ Auth Billed	ZA	9400000080	8/1/2012	(29,961.24)
40152000	Publ Auth Unbilled	SA	100000833	8/1/2012	41,454.34
40152000	Publ Auth Unbilled	SA	100000833	8/1/2012	417,817.48
40162000	SalesforRslc Unbilld	SA	100000833	8/1/2012	118,213.13
40171000	Misc Sales Billed	ZA	9400000080	8/1/2012	(8.14)
40211000	Dom WW Svc Billed	ZA	9400000080	8/1/2012	(241.40)
40221000	Com WW Svc Billed	ZA	9400000080	8/1/2012	(29.72)
40310200	OthRev-Rent	DR	4000000227	8/1/2012	(95.00)
40310200	OthRev-Rent	DR	4000000229	8/1/2012	(2,300.00)
40310200	OthRev-Rent	DR	4000000230	8/1/2012	(2,848.73)
40310200	OthRev-Rent	DR	4000000231	8/1/2012	(2,665.62)
40310300	OthRev-CFO	SA	100000833	8/1/2012	136,807.06
40310400	OthRev-NSF Ck Chrg	ZA	9400000080	8/1/2012	(192.00)
40310500	OthRev-Appl/InitFee	ZA	9400000080	8/1/2012	(234.00)
40310500	OthRev-Appl/InitFee	ZA	9400000080	8/1/2012	(8,632.00)
40310600	OthRev-Usage Data	DR	4000000228	8/1/2012	(500.00)
40310700	OthRev-Reconnct Fee	ZA	9400000080	8/1/2012	(858.00)
50100001	Labor ExpenseAccrual	PA	7000000047	8/1/2012	1,715.20
50100001	Labor ExpenseAccrual	PA	7000000028	8/1/2012	6,567.94
50100001	Labor ExpenseAccrual	PA	7000000028	8/1/2012	835.38
50100001	Labor ExpenseAccrual	PA	7000000028	8/1/2012	538.56
50100001	Labor ExpenseAccrual	PA	7000000028	8/1/2012	444.94
50100001	Labor ExpenseAccrual	PA	7000000028	8/1/2012	156.25
50100001	Labor ExpenseAccrual	PA	7000000028	8/1/2012	187.50
50100001	Labor ExpenseAccrual	PA	7000000028	8/1/2012	187.50
50100001	Labor ExpenseAccrual	PA	7000000028	8/1/2012	1,255.52
50100001	Labor ExpenseAccrual	PA	7000000028	8/1/2012	9,389.65
50100001	Labor ExpenseAccrual	PA	7000000028	8/1/2012	366.32
50100001	Labor ExpenseAccrual	PA	7000000028	8/1/2012	1,000.56
50100001	Labor ExpenseAccrual	PA	7000000028	8/1/2012	4,290.74
50100001	Labor ExpenseAccrual	PA	7000000028	8/1/2012	52,624.36
50100001	Labor ExpenseAccrual	PA	7000000028	8/1/2012	11,258.82
50100001	Labor ExpenseAccrual	PA	7000000028	8/1/2012	14,748.48

Kentucky American Water Company  
Case No. 2012-00520  
Response to PSC DR1, Item 31

Account	Description	Doc Type	Document Number	Posting Date	Amount
50100001	Labor ExpenseAccrual	PA	7000000028	8/1/2012	4,621.66
50100001	Labor ExpenseAccrual	PA	7000000028	8/1/2012	8,393.64
50100001	Labor ExpenseAccrual	PA	7000000028	8/1/2012	11,279.46
50100001	Labor ExpenseAccrual	PA	7000000028	8/1/2012	7,819.57
50100001	Labor ExpenseAccrual	PA	7000000028	8/1/2012	2,195.91
50100001	Labor ExpenseAccrual	PA	7000000028	8/1/2012	5,250.06
50100001	Labor ExpenseAccrual	PA	7000000028	8/1/2012	64.32
50100001	Labor ExpenseAccrual	PA	7000000028	8/1/2012	5,841.50
50100001	Labor ExpenseAccrual	PA	7000000028	8/1/2012	3,513.75
50100001	Labor ExpenseAccrual	PA	7000000028	8/1/2012	219.60
50100001	Labor ExpenseAccrual	PA	7000000028	8/1/2012	1,976.40
50100001	Labor ExpenseAccrual	PA	7000000028	8/1/2012	518.40
50100001	Labor ExpenseAccrual	PA	7000000028	8/1/2012	204.24
50100001	Labor ExpenseAccrual	PA	7000000028	8/1/2012	116.87
50100001	Labor ExpenseAccrual	PA	7000000028	8/1/2012	14,490.59
50100001	Labor ExpenseAccrual	PA	7000000028	8/1/2012	2,099.70
50100001	Labor ExpenseAccrual	PA	7000000028	8/1/2012	695.42
50100001	Labor ExpenseAccrual	PA	7000000028	8/1/2012	387.59
50100001	Labor ExpenseAccrual	PA	7000000028	8/1/2012	1,951.02
50100001	Labor ExpenseAccrual	PA	7000000028	8/1/2012	880.29
50100001	Labor ExpenseAccrual	PA	7000000028	8/1/2012	538.56
50100001	Labor ExpenseAccrual	PA	7000000028	8/1/2012	10,295.94
50100001	Labor ExpenseAccrual	PA	7000000028	8/1/2012	865.50
50100001	Labor ExpenseAccrual	PA	7000000028	8/1/2012	2,774.03
50100001	Labor ExpenseAccrual	PA	7000000028	8/1/2012	3,800.80
50100001	Labor ExpenseAccrual	PA	7000000028	8/1/2012	5,940.62
50100001	Labor ExpenseAccrual	PA	7000000028	8/1/2012	754.24
50100001	Labor ExpenseAccrual	PA	7000000028	8/1/2012	72.52
50100001	Labor ExpenseAccrual	PA	7000000028	8/1/2012	1,748.00
50100001	Labor ExpenseAccrual	PA	7000000028	8/1/2012	2,329.40
50100001	Labor ExpenseAccrual	PA	7000000028	8/1/2012	268.48
50100001	Labor ExpenseAccrual	PA	7000000028	8/1/2012	644.90
50100001	Labor ExpenseAccrual	PA	7000000028	8/1/2012	7,063.30
50100001	Labor ExpenseAccrual	PA	7000000028	8/1/2012	248.42
50100001	Labor ExpenseAccrual	PA	7000000028	8/1/2012	1,107.69
50100001	Labor ExpenseAccrual	PA	7000000028	8/1/2012	69.22
50100001	Labor ExpenseAccrual	PA	7000000028	8/1/2012	930.62
50100001	Labor ExpenseAccrual	PA	7000000028	8/1/2012	804.00
50100001	Labor ExpenseAccrual	PA	7000000028	8/1/2012	962.64
50100001	Labor ExpenseAccrual	PA	7000000028	8/1/2012	481.32
50100001	Labor ExpenseAccrual	PA	7000000028	8/1/2012	481.32
50100001	Labor ExpenseAccrual	PA	7000000028	8/1/2012	333.73
50100001	Labor ExpenseAccrual	PA	7000000028	8/1/2012	811.39
50100001	Labor ExpenseAccrual	PA	7000000028	8/1/2012	1,180.23
50100001	Labor ExpenseAccrual	PA	7000000028	8/1/2012	1,280.00
50100001	Labor ExpenseAccrual	PA	7000000028	8/1/2012	900.55
50100001	Labor ExpenseAccrual	PA	7000000028	8/1/2012	1,080.24
50100001	Labor ExpenseAccrual	PA	7000000028	8/1/2012	551.95
50100001	Labor ExpenseAccrual	PA	7000000028	8/1/2012	34,183.32
50100001	Labor ExpenseAccrual	PA	7000000028	8/1/2012	615.36
50100001	Labor ExpenseAccrual	PA	7000000028	8/1/2012	930.93
50100001	Labor ExpenseAccrual	PA	7000000028	8/1/2012	967.20
50100001	Labor ExpenseAccrual	PA	7000000028	8/1/2012	891.56

Kentucky American Water Company  
Case No. 2012-00520  
Response to PSC DR1, Item 31

Account	Description	Doc Type	Document Number	Posting Date	Amount
50100001	Labor ExpenseAccrual	PA	7000000028	8/1/2012	23,128.45
50100001	Labor ExpenseAccrual	PA	7000000028	8/1/2012	1,091.84
50100001	Labor ExpenseAccrual	PA	7000000028	8/1/2012	291.34
50100001	Labor ExpenseAccrual	PA	7000000028	8/1/2012	662.44
50100001	Labor ExpenseAccrual	PA	7000000028	8/1/2012	41.62
50100001	Labor ExpenseAccrual	PA	7000000028	8/1/2012	1,845.98
50100001	Labor ExpenseAccrual	PA	7000000028	8/1/2012	1,866.08
50100001	Labor ExpenseAccrual	PA	7000000028	8/1/2012	1,495.88
50100001	Labor ExpenseAccrual	PA	7000000028	8/1/2012	84.60
50421000	401k Expense	PA	7000000047	8/1/2012	25.73
50421000	401k Expense	PA	7000000028	8/1/2012	369.14
50421000	401k Expense	PA	7000000028	8/1/2012	32.14
50421000	401k Expense	PA	7000000028	8/1/2012	10.03
50421000	401k Expense	PA	7000000028	8/1/2012	8.05
50421000	401k Expense	PA	7000000028	8/1/2012	750.47
50421000	401k Expense	PA	7000000028	8/1/2012	49.41
50421000	401k Expense	PA	7000000028	8/1/2012	5.50
50421000	401k Expense	PA	7000000028	8/1/2012	239.14
50421000	401k Expense	PA	7000000028	8/1/2012	37.54
50421000	401k Expense	PA	7000000028	8/1/2012	391.43
50421000	401k Expense	PA	7000000028	8/1/2012	260.27
50421000	401k Expense	PA	7000000028	8/1/2012	17.80
50421000	401k Expense	PA	7000000028	8/1/2012	6.25
50421000	401k Expense	PA	7000000028	8/1/2012	7.50
50421000	401k Expense	PA	7000000028	8/1/2012	7.50
50421000	401k Expense	PA	7000000028	8/1/2012	12.96
50421000	401k Expense	PA	7000000028	8/1/2012	33.31
50421000	401k Expense	PA	7000000028	8/1/2012	8.17
50421000	401k Expense	PA	7000000028	8/1/2012	125.44
50421000	401k Expense	PA	7000000028	8/1/2012	28.47
50421000	401k Expense	PA	7000000028	8/1/2012	61.09
50421000	401k Expense	PA	7000000028	8/1/2012	20.81
50421000	401k Expense	PA	7000000028	8/1/2012	104.80
50421000	401k Expense	PA	7000000028	8/1/2012	116.54
50421000	401k Expense	PA	7000000028	8/1/2012	161.49
50421000	401k Expense	PA	7000000028	8/1/2012	302.11
50421000	401k Expense	PA	7000000028	8/1/2012	247.27
50421000	401k Expense	PA	7000000028	8/1/2012	54.52
50421000	401k Expense	PA	7000000028	8/1/2012	0.74
50421000	401k Expense	PA	7000000028	8/1/2012	131.93
50421000	401k Expense	PA	7000000028	8/1/2012	40.37
50421000	401k Expense	PA	7000000028	8/1/2012	8.89
50421000	401k Expense	PA	7000000028	8/1/2012	34.63
50421000	401k Expense	PA	7000000028	8/1/2012	12.94
50421000	401k Expense	PA	7000000028	8/1/2012	27.20
50421000	401k Expense	PA	7000000028	8/1/2012	132.78
50421000	401k Expense	PA	7000000028	8/1/2012	1.81
50421000	401k Expense	PA	7000000028	8/1/2012	28.92
50421000	401k Expense	PA	7000000028	8/1/2012	64.31
50421000	401k Expense	PA	7000000028	8/1/2012	67.80
50421000	401k Expense	PA	7000000028	8/1/2012	58.22
50421000	401k Expense	PA	7000000028	8/1/2012	2.77
50421000	401k Expense	PA	7000000028	8/1/2012	2.60

## Kentucky American Water Company

Case No. 2012-00520

Response to PSC DR1, Item 31

Account	Description	Doc Type	Document Number	Posting Date	Amount
50421000	401k Expense	PA	7000000028	8/1/2012	8.43
50421000	401k Expense	PA	7000000028	8/1/2012	37.14
50421000	401k Expense	PA	7000000028	8/1/2012	10.27
50421000	401k Expense	PA	7000000028	8/1/2012	18.22
50421000	401k Expense	PA	7000000028	8/1/2012	35.77
50421000	401k Expense	PA	7000000028	8/1/2012	38.17
50421000	401k Expense	PA	7000000028	8/1/2012	19.26
50421000	401k Expense	PA	7000000028	8/1/2012	19.26
50421000	401k Expense	PA	7000000028	8/1/2012	38.47
50421000	401k Expense	PA	7000000028	8/1/2012	780.54
50421000	401k Expense	PA	7000000028	8/1/2012	15.38
50421000	401k Expense	PA	7000000028	8/1/2012	11.07
50421000	401k Expense	PA	7000000028	8/1/2012	24.20
50421000	401k Expense	PA	7000000028	8/1/2012	23.25
50421000	401k Expense	PA	7000000028	8/1/2012	78.63
50421000	401k Expense	PA	7000000028	8/1/2012	2.16
50421000	401k Expense	PA	7000000028	8/1/2012	0.54
50421000	401k Expense	PA	7000000028	8/1/2012	3.78
50421000	401k Expense	PA	7000000028	8/1/2012	17.28
50421000	401k Expense	PA	7000000028	8/1/2012	3.24
50421000	401k Expense	PA	7000000028	8/1/2012	28.14
50421000	401k Expense	PA	7000000028	8/1/2012	454.24
50421000	401k Expense	PA	7000000028	8/1/2012	0.86
50421000	401k Expense	PA	7000000028	8/1/2012	1.72
50421000	401k Expense	PA	7000000028	8/1/2012	1.73
50421000	401k Expense	PA	7000000028	8/1/2012	80.50
50421000	401k Expense	PA	7000000028	8/1/2012	16.13
50422000	DCP Expense	PA	7000000047	8/1/2012	90.05
50422000	DCP Expense	PA	7000000028	8/1/2012	42.24
50422000	DCP Expense	PA	7000000028	8/1/2012	20.75
50422000	DCP Expense	PA	7000000028	8/1/2012	23.36
50422000	DCP Expense	PA	7000000028	8/1/2012	8.20
50422000	DCP Expense	PA	7000000028	8/1/2012	9.84
50422000	DCP Expense	PA	7000000028	8/1/2012	9.84
50422000	DCP Expense	PA	7000000028	8/1/2012	10.55
50422000	DCP Expense	PA	7000000028	8/1/2012	3.38
50422000	DCP Expense	PA	7000000028	8/1/2012	86.58
50422000	DCP Expense	PA	7000000028	8/1/2012	14.39
50422000	DCP Expense	PA	7000000028	8/1/2012	52.94
50422000	DCP Expense	PA	7000000028	8/1/2012	335.75
50422000	DCP Expense	PA	7000000028	8/1/2012	84.40
50422000	DCP Expense	PA	7000000028	8/1/2012	10.72
50422000	DCP Expense	PA	7000000028	8/1/2012	12.12
50422000	DCP Expense	PA	7000000028	8/1/2012	45.45
50422000	DCP Expense	PA	7000000028	8/1/2012	63.60
50422000	DCP Expense	PA	7000000028	8/1/2012	6.05
50422000	DCP Expense	PA	7000000028	8/1/2012	8.51
50422000	DCP Expense	PA	7000000028	8/1/2012	291.81
50422000	DCP Expense	PA	7000000028	8/1/2012	67.20
50422000	DCP Expense	PA	7000000028	8/1/2012	1.05
50422000	DCP Expense	PA	7000000028	8/1/2012	7.35
50422000	DCP Expense	PA	7000000028	8/1/2012	21.00
50422000	DCP Expense	PA	7000000028	8/1/2012	14.70

## Kentucky American Water Company

Case No. 2012-00520

Response to PSC DR1, Item 31

Account	Description	Doc Type	Document Number	Posting Date	Amount
50422000	DCP Expense	PA	7000000028	8/1/2012	100.09
50422000	DCP Expense	PA	7000000028	8/1/2012	3.66
50422000	DCP Expense	PA	7000000028	8/1/2012	4.44
50422000	DCP Expense	PA	7000000028	8/1/2012	11.51
50422000	DCP Expense	PA	7000000028	8/1/2012	13.04
50422000	DCP Expense	PA	7000000028	8/1/2012	3.64
50422000	DCP Expense	PA	7000000028	8/1/2012	58.15
50422000	DCP Expense	PA	7000000028	8/1/2012	218.74
50422000	DCP Expense	PA	7000000028	8/1/2012	256.21
50422000	DCP Expense	PA	7000000028	8/1/2012	387.91
50422000	DCP Expense	PA	7000000028	8/1/2012	320.07
50422000	DCP Expense	PA	7000000028	8/1/2012	35.10
50422000	DCP Expense	PA	7000000028	8/1/2012	61.86
50422000	DCP Expense	PA	7000000028	8/1/2012	221.08
50422000	DCP Expense	PA	7000000028	8/1/2012	155.67
50422000	DCP Expense	PA	7000000028	8/1/2012	42.36
50422000	DCP Expense	PA	7000000028	8/1/2012	17.52
50422000	DCP Expense	PA	7000000028	8/1/2012	873.17
50422000	DCP Expense	PA	7000000028	8/1/2012	47.30
50422000	DCP Expense	PA	7000000028	8/1/2012	56.58
50422000	DCP Expense	PA	7000000028	8/1/2012	25.27
50422000	DCP Expense	PA	7000000028	8/1/2012	28.98
50422000	DCP Expense	PA	7000000028	8/1/2012	25.27
50422000	DCP Expense	PA	7000000028	8/1/2012	50.52
50422000	DCP Expense	PA	7000000028	8/1/2012	142.46
50422000	DCP Expense	PA	7000000028	8/1/2012	388.33
50422000	DCP Expense	PA	7000000028	8/1/2012	242.52
50422000	DCP Expense	PA	7000000028	8/1/2012	5.25
50422000	DCP Expense	PA	7000000028	8/1/2012	9.45
50422000	DCP Expense	PA	7000000028	8/1/2012	389.98
50422000	DCP Expense	PA	7000000028	8/1/2012	12.69
50422000	DCP Expense	PA	7000000028	8/1/2012	15.23
50422000	DCP Expense	PA	7000000028	8/1/2012	202.85
50422000	DCP Expense	PA	7000000028	8/1/2012	63.92
50422000	DCP Expense	PA	7000000028	8/1/2012	1,503.49
50422000	DCP Expense	PA	7000000028	8/1/2012	107.48
50550000	Group Insur Expense	DR	4000000239	8/1/2012	(196.34)
50550000	Group Insur Expense	DR	4000000240	8/1/2012	(463.00)
50550000	Group Insur Expense	DR	4000000241	8/1/2012	(463.00)
50550000	Group Insur Expense	DR	4000000242	8/1/2012	(463.00)
50550000	Group Insur Expense	RV	4500000000	8/1/2012	(50.00)
50550000	Group Insur Expense	PA	7000000047	8/1/2012	590.31
50550000	Group Insur Expense	PA	7000000028	8/1/2012	1,534.48
50550000	Group Insur Expense	PA	7000000028	8/1/2012	44.58
50550000	Group Insur Expense	PA	7000000028	8/1/2012	75.97
50550000	Group Insur Expense	PA	7000000028	8/1/2012	37.15
50550000	Group Insur Expense	PA	7000000028	8/1/2012	179.56
50550000	Group Insur Expense	PA	7000000028	8/1/2012	1,664.29
50550000	Group Insur Expense	PA	7000000028	8/1/2012	149.60
50550000	Group Insur Expense	PA	7000000028	8/1/2012	792.52
50550000	Group Insur Expense	PA	7000000028	8/1/2012	357.66
50550000	Group Insur Expense	PA	7000000028	8/1/2012	39.71
50550000	Group Insur Expense	PA	7000000028	8/1/2012	1,775.90



## Kentucky American Water Company

Case No. 2012-00520

Response to PSC DR1, Item 31

Account	Description	Doc Type	Document Number	Posting Date	Amount
50550000	Group Insur Expense	PA	7000000028	8/1/2012	1,634.94
50550000	Group Insur Expense	PA	7000000028	8/1/2012	185.67
50550000	Group Insur Expense	PA	7000000028	8/1/2012	9,469.22
50550000	Group Insur Expense	PA	7000000028	8/1/2012	768.63
50550000	Group Insur Expense	PA	7000000028	8/1/2012	1,136.89
50550000	Group Insur Expense	PA	7000000028	8/1/2012	80.75
50550000	Group Insur Expense	PA	7000000028	8/1/2012	139.79
50550000	Group Insur Expense	PA	7000000028	8/1/2012	44.59
50550000	Group Insur Expense	PA	7000000028	8/1/2012	116.78
50550000	Group Insur Expense	PA	7000000028	8/1/2012	11.75
50550000	Group Insur Expense	PA	7000000028	8/1/2012	652.88
50550000	Group Insur Expense	PA	7000000028	8/1/2012	1,149.84
50550000	Group Insur Expense	PA	7000000028	8/1/2012	179.57
50550000	Group Insur Expense	PA	7000000028	8/1/2012	907.31
50550000	Group Insur Expense	PA	7000000028	8/1/2012	1,616.60
50550000	Group Insur Expense	PA	7000000028	8/1/2012	2,503.79
50550000	Group Insur Expense	PA	7000000028	8/1/2012	1,698.37
50550000	Group Insur Expense	PA	7000000028	8/1/2012	392.74
50550000	Group Insur Expense	PA	7000000028	8/1/2012	3,438.12
50550000	Group Insur Expense	PA	7000000028	8/1/2012	67.54
50550000	Group Insur Expense	PA	7000000028	8/1/2012	540.08
50550000	Group Insur Expense	PA	7000000028	8/1/2012	62.34
50550000	Group Insur Expense	PA	7000000028	8/1/2012	19.20
50550000	Group Insur Expense	PA	7000000028	8/1/2012	222.49
50550000	Group Insur Expense	PA	7000000028	8/1/2012	692.22
50550000	Group Insur Expense	PA	7000000028	8/1/2012	517.50
50550000	Group Insur Expense	PA	7000000028	8/1/2012	19.75
50550000	Group Insur Expense	PA	7000000028	8/1/2012	1,402.45
50550000	Group Insur Expense	PA	7000000028	8/1/2012	139.79
50550000	Group Insur Expense	PA	7000000028	8/1/2012	14.17
50550000	Group Insur Expense	PA	7000000028	8/1/2012	143.71
50550000	Group Insur Expense	PA	7000000028	8/1/2012	357.87
50550000	Group Insur Expense	PA	7000000028	8/1/2012	707.76
50550000	Group Insur Expense	PA	7000000028	8/1/2012	338.10
50550000	Group Insur Expense	PA	7000000028	8/1/2012	7.17
50550000	Group Insur Expense	PA	7000000028	8/1/2012	62.85
50550000	Group Insur Expense	PA	7000000028	8/1/2012	284.74
50550000	Group Insur Expense	PA	7000000028	8/1/2012	208.05
50550000	Group Insur Expense	PA	7000000028	8/1/2012	230.81
50550000	Group Insur Expense	PA	7000000028	8/1/2012	139.32
50550000	Group Insur Expense	PA	7000000028	8/1/2012	76.48
50550000	Group Insur Expense	PA	7000000028	8/1/2012	60.94
50550000	Group Insur Expense	PA	7000000028	8/1/2012	16.05
50550000	Group Insur Expense	PA	7000000028	8/1/2012	239.42
50550000	Group Insur Expense	PA	7000000028	8/1/2012	157.45
50550000	Group Insur Expense	PA	7000000028	8/1/2012	33.56
50550000	Group Insur Expense	PA	7000000028	8/1/2012	33.56
50550000	Group Insur Expense	PA	7000000028	8/1/2012	67.08
50550000	Group Insur Expense	PA	7000000028	8/1/2012	7,896.53
50550000	Group Insur Expense	PA	7000000028	8/1/2012	119.46
50550000	Group Insur Expense	PA	7000000028	8/1/2012	264.97
50550000	Group Insur Expense	PA	7000000028	8/1/2012	270.35
50550000	Group Insur Expense	PA	7000000028	8/1/2012	260.27

## Kentucky American Water Company

Case No. 2012-00520

Response to PSC DR1, Item 31

Account	Description	Doc Type	Document Number	Posting Date	Amount
50550000	Group Insur Expense	PA	7000000028	8/1/2012	437.34
50550000	Group Insur Expense	PA	7000000028	8/1/2012	171.08
50550000	Group Insur Expense	PA	7000000028	8/1/2012	509.38
50550000	Group Insur Expense	PA	7000000028	8/1/2012	12.94
50550000	Group Insur Expense	PA	7000000028	8/1/2012	90.50
50550000	Group Insur Expense	PA	7000000028	8/1/2012	328.41
50550000	Group Insur Expense	PA	7000000028	8/1/2012	194.34
50550000	Group Insur Expense	PA	7000000028	8/1/2012	361.97
50550000	Group Insur Expense	PA	7000000028	8/1/2012	375.38
50550000	Group Insur Expense	PA	7000000028	8/1/2012	4,690.36
50550000	Group Insur Expense	PA	7000000028	8/1/2012	17.09
50550000	Group Insur Expense	PA	7000000028	8/1/2012	1,251.41
50550000	Group Insur Expense	PA	7000000028	8/1/2012	124.51
51010000	Purchased Water	SA	100000833	8/1/2012	(52,011.36)
51110000	Waste Disposal	SA	100000833	8/1/2012	(2,367.42)
51510000	Purchased Power	SA	100000833	8/1/2012	(64,394.81)
51510000	Purchased Power	SA	100000833	8/1/2012	(355,070.22)
51510000	Purchased Power	SA	100000833	8/1/2012	(365.36)
51800000	Chemicals	SA	100000833	8/1/2012	(12,192.00)
52000000	M&S Expense (O&M)	SA	100000833	8/1/2012	(7,300.00)
52500000	Misc Expense (O&M)	SA	100000833	8/1/2012	(367.73)
52500000	Misc Expense (O&M)	SA	100000833	8/1/2012	(4,457.23)
52500000	Misc Expense (O&M)	SA	100000833	8/1/2012	(3,843.40)
52510000	Bank Svc Charges	SA	100000833	8/1/2012	(8,988.13)
52510000	Bank Svc Charges	SA	100000833	8/1/2012	(15,041.53)
52520000	Collection Agencies	SA	100000833	8/1/2012	(4,559.34)
52526100	Credit Line Fees I/C	SA	100000833	8/1/2012	(2,106.67)
52532000	Electricity	SA	100000833	8/1/2012	(7,887.60)
52532000	Electricity	SA	100000833	8/1/2012	(179.28)
52532000	Electricity	SA	100000833	8/1/2012	(5,993.80)
52542000	Forms	SA	100000833	8/1/2012	(16,499.06)
52548000	Heating Oil/Gas	SA	100000833	8/1/2012	(660.53)
52548000	Heating Oil/Gas	SA	100000833	8/1/2012	(534.31)
52571100	Add'l Security Costs	SA	100000833	8/1/2012	(13,535.36)
52574000	Telephone	SA	100000833	8/1/2012	(2,114.87)
52574000	Telephone	SA	100000833	8/1/2012	(3,826.94)
52574000	Telephone	SA	100000833	8/1/2012	(2,114.35)
52574100	Cell Phone	SA	100000833	8/1/2012	(10,767.34)
52578000	Trash Removal	SA	100000833	8/1/2012	(1,138.70)
52801100	Indirect OH Clearing	SA	100000831	8/1/2012	(3,285.21)
52801100	Indirect OH Clearing	SA	100000831	8/1/2012	(3,201.36)
52801100	Indirect OH Clearing	SA	100000831	8/1/2012	(4,877.92)
52801100	Indirect OH Clearing	SA	100000831	8/1/2012	(26,114.68)
52801100	Indirect OH Clearing	SA	100000831	8/1/2012	(1,549.23)
52801100	Indirect OH Clearing	SA	100000831	8/1/2012	(1.95)
52801100	Indirect OH Clearing	SA	100000831	8/1/2012	(10,148.71)
52801100	Indirect OH Clearing	SA	100000831	8/1/2012	(11,434.23)
52801100	Indirect OH Clearing	SA	100000831	8/1/2012	(7,654.18)
52801100	Indirect OH Clearing	SA	100000831	8/1/2012	(5.62)
52801100	Indirect OH Clearing	SA	100000831	8/1/2012	(2,272.23)
52801100	Indirect OH Clearing	SA	100000831	8/1/2012	(1,847.82)
52801100	Indirect OH Clearing	SA	100000831	8/1/2012	(42,313.96)
52801100	Indirect OH Clearing	SA	100000831	8/1/2012	(307,764.28)

## Kentucky American Water Company

Case No. 2012-00520

Response to PSC DR1, Item 31

Account	Description	Doc Type	Document Number	Posting Date	Amount
52801100	Indirect OH Clearing	SA	10000831	8/1/2012	(342,259.84)
52801100	Indirect OH Clearing	SA	10000831	8/1/2012	(49,019.39)
52801100	Indirect OH Clearing	SA	10000831	8/1/2012	(13,325.02)
52801100	Indirect OH Clearing	SA	10000831	8/1/2012	(0.05)
52801100	Indirect OH Clearing	SA	10000831	8/1/2012	(0.16)
52801100	Indirect OH Clearing	SA	10000831	8/1/2012	(1,225.25)
52801100	Indirect OH Clearing	SA	10000831	8/1/2012	(1,225.25)
52801100	Indirect OH Clearing	SA	10000831	8/1/2012	(1,225.25)
52801100	Indirect OH Clearing	SA	10000831	8/1/2012	(10,205.80)
52801100	Indirect OH Clearing	SA	10000831	8/1/2012	(10,205.80)
52801100	Indirect OH Clearing	SA	10000831	8/1/2012	(10,205.80)
52801100	Indirect OH Clearing	SA	10000831	8/1/2012	(10,205.80)
52801100	Indirect OH Clearing	SA	10000831	8/1/2012	(10,205.80)
52801100	Indirect OH Clearing	SA	10000831	8/1/2012	(10,205.80)
52801100	Indirect OH Clearing	SA	10000831	8/1/2012	(10,205.80)
52801100	Indirect OH Clearing	SA	10000831	8/1/2012	(27.84)
52801100	Indirect OH Clearing	SA	10000831	8/1/2012	(5.04)
52801100	Indirect OH Clearing	SA	10000831	8/1/2012	(0.02)
52801100	Indirect OH Clearing	SA	10000831	8/1/2012	(0.02)
52801100	Indirect OH Clearing	SA	10000831	8/1/2012	(0.02)
52801100	Indirect OH Clearing	SA	10000831	8/1/2012	(0.02)
52801100	Indirect OH Clearing	SA	10000831	8/1/2012	(0.02)
52801100	Indirect OH Clearing	SA	10000831	8/1/2012	(0.02)
52801100	Indirect OH Clearing	SA	10000831	8/1/2012	(0.02)
52801100	Indirect OH Clearing	SA	10000831	8/1/2012	(0.02)
52801100	Indirect OH Clearing	SA	10000831	8/1/2012	(0.02)
52801100	Indirect OH Clearing	SA	10000831	8/1/2012	(0.02)
52801100	Indirect OH Clearing	SA	10000831	8/1/2012	(0.02)
52801100	Indirect OH Clearing	SA	10000831	8/1/2012	(0.02)
52801100	Indirect OH Clearing	SA	10000831	8/1/2012	(0.02)
52801100	Indirect OH Clearing	SA	10000831	8/1/2012	(0.02)
52801100	Indirect OH Clearing	SA	10000831	8/1/2012	(0.64)
52801100	Indirect OH Clearing	SA	10000831	8/1/2012	(0.02)
52801100	Indirect OH Clearing	SA	10000831	8/1/2012	(0.09)
52801100	Indirect OH Clearing	SA	10000831	8/1/2012	(85,585.28)
52801100	Indirect OH Clearing	SA	10000831	8/1/2012	(36,679.38)
52801100	Indirect OH Clearing	SA	10000831	8/1/2012	(67,461.31)
52801100	Indirect OH Clearing	SA	10000831	8/1/2012	(10.24)
52801100	Indirect OH Clearing	SA	10000831	8/1/2012	(5.36)
52801100	Indirect OH Clearing	SA	10000831	8/1/2012	(982.43)
52801100	Indirect OH Clearing	SA	10000831	8/1/2012	(25.37)
52801100	Indirect OH Clearing	SA	10000831	8/1/2012	(126.05)
52801100	Indirect OH Clearing	SA	10000831	8/1/2012	(55.08)
52801100	Indirect OH Clearing	SA	10000831	8/1/2012	(154.71)
52801100	Indirect OH Clearing	SA	10000831	8/1/2012	(22,359.81)
52801100	Indirect OH Clearing	SA	10000831	8/1/2012	(235.76)
52801100	Indirect OH Clearing	SA	10000831	8/1/2012	(8,005.42)
52801100	Indirect OH Clearing	SA	10000831	8/1/2012	(788.72)
52801100	Indirect OH Clearing	SA	10000831	8/1/2012	(2,576.73)
52801100	Indirect OH Clearing	SA	10000831	8/1/2012	(1,621.71)
52801100	Indirect OH Clearing	SA	10000831	8/1/2012	(146,511.53)
52801100	Indirect OH Clearing	SA	10000831	8/1/2012	(2,869.01)
52801100	Indirect OH Clearing	SA	10000831	8/1/2012	(10,071.29)
52801100	Indirect OH Clearing	SA	10000831	8/1/2012	(85,764.99)

## Kentucky American Water Company

Case No. 2012-00520

Response to PSC DR1, Item 31

Account	Description	Doc Type	Document Number	Posting Date	Amount
52801100	Indirect OH Clearing	SA	10000831	8/1/2012	(107,978.62)
52801100	Indirect OH Clearing	SA	10000831	8/1/2012	(805.83)
52801100	Indirect OH Clearing	SA	10000831	8/1/2012	(426.05)
52801100	Indirect OH Clearing	SA	10000831	8/1/2012	(8,152.58)
52801100	Indirect OH Clearing	SA	10000831	8/1/2012	(8,152.58)
52801100	Indirect OH Clearing	SA	10000831	8/1/2012	(8,152.58)
52801100	Indirect OH Clearing	SA	10000831	8/1/2012	(118.49)
52801100	Indirect OH Clearing	SA	10000831	8/1/2012	(2,243.46)
52801100	Indirect OH Clearing	SA	10000831	8/1/2012	(719.81)
52801100	Indirect OH Clearing	SA	10000831	8/1/2012	(20,641.06)
52801100	Indirect OH Clearing	SA	10000831	8/1/2012	(52.59)
52801100	Indirect OH Clearing	SA	10000831	8/1/2012	(19,999.55)
52801100	Indirect OH Clearing	SA	10000831	8/1/2012	(19,999.90)
52801100	Indirect OH Clearing	SA	10000831	8/1/2012	(29,000.00)
52801100	Indirect OH Clearing	SA	10000831	8/1/2012	(2,351.62)
52801100	Indirect OH Clearing	SA	10000831	8/1/2012	(2,351.62)
52801100	Indirect OH Clearing	SA	10000831	8/1/2012	(2,351.62)
52801100	Indirect OH Clearing	SA	10000831	8/1/2012	(28.05)
52801100	Indirect OH Clearing	SA	10000831	8/1/2012	(178.12)
52801100	Indirect OH Clearing	SA	10000831	8/1/2012	(203.00)
52801100	Indirect OH Clearing	SA	10000831	8/1/2012	(203.00)
52801100	Indirect OH Clearing	SA	10000831	8/1/2012	(0.15)
52801100	Indirect OH Clearing	SA	10000831	8/1/2012	(1,412.77)
52801100	Indirect OH Clearing	SA	10000831	8/1/2012	(32,473.22)
52801100	Indirect OH Clearing	SA	10000831	8/1/2012	(6,691.44)
52801100	Indirect OH Clearing	SA	10000831	8/1/2012	(3,500.00)
52801100	Indirect OH Clearing	SA	10000831	8/1/2012	(10,838.00)
52801100	Indirect OH Clearing	SA	10000831	8/1/2012	(166,911.30)
52801100	Indirect OH Clearing	SA	10000831	8/1/2012	(9,500.07)
52801100	Indirect OH Clearing	SA	10000831	8/1/2012	(9,500.07)
52801100	Indirect OH Clearing	SA	10000831	8/1/2012	(9,500.07)
52801100	Indirect OH Clearing	SA	10000831	8/1/2012	(130.55)
52801100	Indirect OH Clearing	SA	10000831	8/1/2012	(130.55)
52801100	Indirect OH Clearing	SA	10000831	8/1/2012	(130.55)
52801100	Indirect OH Clearing	SA	10000831	8/1/2012	(225.82)
52801100	Indirect OH Clearing	SA	10000831	8/1/2012	(225.82)
52801100	Indirect OH Clearing	SA	10000831	8/1/2012	(225.82)
52801100	Indirect OH Clearing	SA	10000831	8/1/2012	(218.83)
52801100	Indirect OH Clearing	SA	10000831	8/1/2012	(218.83)
52801100	Indirect OH Clearing	SA	10000831	8/1/2012	(218.83)
52801100	Indirect OH Clearing	SA	10000831	8/1/2012	(1,259.36)
52801100	Indirect OH Clearing	SA	10000831	8/1/2012	(1,699.87)
52801100	Indirect OH Clearing	SA	10000831	8/1/2012	(1,699.87)
52801100	Indirect OH Clearing	SA	10000831	8/1/2012	(1,699.87)
52801100	Indirect OH Clearing	SA	10000831	8/1/2012	(506.03)
52801100	Indirect OH Clearing	SA	10000831	8/1/2012	(407.53)
52801100	Indirect OH Clearing	SA	10000831	8/1/2012	(407.53)
52801100	Indirect OH Clearing	SA	10000831	8/1/2012	(407.53)
52801100	Indirect OH Clearing	SA	10000831	8/1/2012	(1,367.45)
52801100	Indirect OH Clearing	SA	10000831	8/1/2012	(1,369.75)
52801100	Indirect OH Clearing	SA	10000831	8/1/2012	(1,367.45)
52801100	Indirect OH Clearing	SA	10000831	8/1/2012	(389.30)
52801100	Indirect OH Clearing	SA	10000831	8/1/2012	(389.30)

## Kentucky American Water Company

Case No. 2012-00520

Response to PSC DR1, Item 31

Account	Description	Doc Type	Document Number	Posting Date	Amount
52801100	Indirect OH Clearing	SA	10000831	8/1/2012	(389.30)
52801100	Indirect OH Clearing	SA	10000831	8/1/2012	(7,491.09)
52801100	Indirect OH Clearing	SA	10000831	8/1/2012	(9,013.23)
52801100	Indirect OH Clearing	SA	10000831	8/1/2012	(9,144.92)
52801100	Indirect OH Clearing	SA	10000831	8/1/2012	(21,602.66)
52801100	Indirect OH Clearing	SA	10000831	8/1/2012	(27,552.63)
52801100	Indirect OH Clearing	SA	10000831	8/1/2012	(1,803.34)
52801100	Indirect OH Clearing	SA	10000831	8/1/2012	(2,300.17)
52801100	Indirect OH Clearing	SA	10000831	8/1/2012	(388.15)
52801100	Indirect OH Clearing	SA	10000831	8/1/2012	(6,822.89)
52801100	Indirect OH Clearing	SA	10000831	8/1/2012	(778.03)
52801100	Indirect OH Clearing	SA	10000831	8/1/2012	(5,442.21)
52801100	Indirect OH Clearing	SA	10000831	8/1/2012	(236.92)
52801100	Indirect OH Clearing	SA	10000831	8/1/2012	(182.29)
52801100	Indirect OH Clearing	SA	10000831	8/1/2012	(336.98)
52801100	Indirect OH Clearing	SA	10000831	8/1/2012	(5,447.96)
52801100	Indirect OH Clearing	SA	10000831	8/1/2012	(6,575.62)
52801100	Indirect OH Clearing	SA	10000831	8/1/2012	(11,041.98)
52801100	Indirect OH Clearing	SA	10000831	8/1/2012	(309.37)
52801100	Indirect OH Clearing	SA	10000831	8/1/2012	(164.46)
52801100	Indirect OH Clearing	SA	10000831	8/1/2012	(346.18)
52801100	Indirect OH Clearing	SA	10000831	8/1/2012	(14,522.15)
52801100	Indirect OH Clearing	SA	10000831	8/1/2012	(4,714.78)
52801100	Indirect OH Clearing	SA	10000831	8/1/2012	(106.38)
52801100	Indirect OH Clearing	SA	10000831	8/1/2012	(8,146.64)
52801100	Indirect OH Clearing	SA	10000831	8/1/2012	(106.96)
52801100	Indirect OH Clearing	SA	10000831	8/1/2012	(126.51)
52801100	Indirect OH Clearing	SA	10000831	8/1/2012	(2,613.57)
52801100	Indirect OH Clearing	SA	10000831	8/1/2012	(152.39)
52801100	Indirect OH Clearing	SA	10000831	8/1/2012	(168.49)
52801100	Indirect OH Clearing	SA	10000831	8/1/2012	(217.94)
52801100	Indirect OH Clearing	SA	10000831	8/1/2012	(612.42)
52801100	Indirect OH Clearing	SA	10000831	8/1/2012	(5.75)
52801100	Indirect OH Clearing	SA	10000831	8/1/2012	(526.74)
52801100	Indirect OH Clearing	SA	10000831	8/1/2012	(109.26)
52801100	Indirect OH Clearing	SA	10000831	8/1/2012	(60.38)
52801100	Indirect OH Clearing	SA	10000831	8/1/2012	(2,104.66)
52801100	Indirect OH Clearing	SA	10000831	8/1/2012	(5,758.48)
52801100	Indirect OH Clearing	SA	10000831	8/1/2012	(526.74)
52801100	Indirect OH Clearing	SA	10000831	8/1/2012	(640.60)
52801100	Indirect OH Clearing	SA	10000831	8/1/2012	(46.00)
52801100	Indirect OH Clearing	SA	10000831	8/1/2012	(176.54)
52801100	Indirect OH Clearing	SA	10000831	8/1/2012	(6,362.86)
52801100	Indirect OH Clearing	SA	10000831	8/1/2012	(1.73)
52801100	Indirect OH Clearing	SA	10000831	8/1/2012	(30.48)
52801100	Indirect OH Clearing	SA	10000831	8/1/2012	(1,440.48)
52801100	Indirect OH Clearing	SA	10000831	8/1/2012	(117.31)
52801100	Indirect OH Clearing	SA	10000831	8/1/2012	(819.44)
52801100	Indirect OH Clearing	SA	10000831	8/1/2012	(897.07)
52801100	Indirect OH Clearing	SA	10000831	8/1/2012	(275.45)
52801100	Indirect OH Clearing	SA	10000831	8/1/2012	(10,513.52)
52801100	Indirect OH Clearing	SA	10000831	8/1/2012	(6,903.40)
52801100	Indirect OH Clearing	SA	10000831	8/1/2012	(17,855.67)

## Kentucky American Water Company

Case No. 2012-00520

Response to PSC DR1, Item 31

Account	Description	Doc Type	Document Number	Posting Date	Amount
52801100	Indirect OH Clearing	SA	10000831	8/1/2012	(9,262.80)
52801100	Indirect OH Clearing	SA	10000831	8/1/2012	(9,024.73)
52801100	Indirect OH Clearing	SA	10000831	8/1/2012	(9,174.82)
52801100	Indirect OH Clearing	SA	10000831	8/1/2012	(2,304.77)
52801100	Indirect OH Clearing	SA	10000831	8/1/2012	(18,433.02)
52801100	Indirect OH Clearing	SA	10000831	8/1/2012	(67,169.67)
52801100	Indirect OH Clearing	SA	10000831	8/1/2012	(9,680.28)
52801100	Indirect OH Clearing	SA	10000831	8/1/2012	(9,774.01)
52801100	Indirect OH Clearing	SA	10000831	8/1/2012	(14,583.68)
52801100	Indirect OH Clearing	SA	10000831	8/1/2012	(30,706.74)
52801100	Indirect OH Clearing	SA	10000831	8/1/2012	(1,047.73)
52801100	Indirect OH Clearing	SA	10000831	8/1/2012	(16,980.46)
52801100	Indirect OH Clearing	SA	10000831	8/1/2012	(3.45)
52801100	Indirect OH Clearing	SA	10000831	8/1/2012	(8,239.22)
52801100	Indirect OH Clearing	SA	10000831	8/1/2012	(3.45)
52801100	Indirect OH Clearing	SA	10000831	8/1/2012	(0.58)
52801100	Indirect OH Clearing	SA	10000831	8/1/2012	(8,364.01)
52801100	Indirect OH Clearing	SA	10000831	8/1/2012	(1.73)
52801100	Indirect OH Clearing	SA	10000831	8/1/2012	(143.19)
52801100	Indirect OH Clearing	SA	10000831	8/1/2012	(8.63)
52801100	Indirect OH Clearing	SA	10000831	8/1/2012	(436.46)
52801100	Indirect OH Clearing	SA	10000831	8/1/2012	(10.35)
52801100	Indirect OH Clearing	SA	10000831	8/1/2012	(75.33)
52801100	Indirect OH Clearing	SA	10000831	8/1/2012	(798.16)
52801100	Indirect OH Clearing	SA	10000831	8/1/2012	(798.16)
52801100	Indirect OH Clearing	SA	10000831	8/1/2012	(46,108.13)
52801100	Indirect OH Clearing	SA	10000831	8/1/2012	(2.88)
52801100	Indirect OH Clearing	SA	10000831	8/1/2012	(14,960.33)
52801100	Indirect OH Clearing	SA	10000831	8/1/2012	(235.19)
52801100	Indirect OH Clearing	SA	10000831	8/1/2012	(235.19)
52801100	Indirect OH Clearing	SA	10000831	8/1/2012	(235.19)
52801100	Indirect OH Clearing	SA	10000831	8/1/2012	(1.73)
52801100	Indirect OH Clearing	SA	10000831	8/1/2012	(266.82)
52801100	Indirect OH Clearing	SA	10000831	8/1/2012	(2,085.68)
52801100	Indirect OH Clearing	SA	10000831	8/1/2012	(373.20)
52801100	Indirect OH Clearing	SA	10000831	8/1/2012	(372.63)
52801100	Indirect OH Clearing	SA	10000831	8/1/2012	(418.06)
52801100	Indirect OH Clearing	SA	10000831	8/1/2012	(418.06)
52801100	Indirect OH Clearing	SA	10000831	8/1/2012	(418.06)
52801100	Indirect OH Clearing	SA	10000831	8/1/2012	(626.80)
52801100	Indirect OH Clearing	SA	10000831	8/1/2012	(626.80)
52801100	Indirect OH Clearing	SA	10000831	8/1/2012	(199.54)
52801100	Indirect OH Clearing	SA	10000831	8/1/2012	(199.54)
52801100	Indirect OH Clearing	SA	10000831	8/1/2012	(199.54)
52801100	Indirect OH Clearing	SA	10000831	8/1/2012	(299.02)
52801100	Indirect OH Clearing	SA	10000831	8/1/2012	(299.02)
52801100	Indirect OH Clearing	SA	10000831	8/1/2012	(2,771.71)
52801100	Indirect OH Clearing	SA	10000831	8/1/2012	(22,629.11)
52801100	Indirect OH Clearing	SA	10000831	8/1/2012	(46,242.69)
52801100	Indirect OH Clearing	SA	10000831	8/1/2012	(1,479.59)
52801100	Indirect OH Clearing	SA	10000831	8/1/2012	(1,479.59)
52801100	Indirect OH Clearing	SA	10000831	8/1/2012	(2,219.67)
52801100	Indirect OH Clearing	SA	10000831	8/1/2012	(2,219.67)

## Kentucky American Water Company

Case No. 2012-00520

Response to PSC DR1, Item 31

Account	Description	Doc Type	Document Number	Posting Date	Amount
52801100	Indirect OH Clearing	SA	100000831	8/1/2012	(1,479.59)
52801100	Indirect OH Clearing	SA	100000831	8/1/2012	(2.19)
52801100	Indirect OH Clearing	SA	100000831	8/1/2012	(141.05)
52801100	Indirect OH Clearing	SA	100000831	8/1/2012	(226.03)
52801100	Indirect OH Clearing	SA	100000831	8/1/2012	(141.85)
52801100	Indirect OH Clearing	SA	100000831	8/1/2012	(3,093.26)
52801100	Indirect OH Clearing	SA	100000831	8/1/2012	(2,870.41)
52801100	Indirect OH Clearing	SA	100000831	8/1/2012	(4,909.21)
52801100	Indirect OH Clearing	SA	100000831	8/1/2012	(393.22)
52801100	Indirect OH Clearing	SA	100000831	8/1/2012	(293.25)
52801100	Indirect OH Clearing	SA	100000831	8/1/2012	(334.49)
52801100	Indirect OH Clearing	SA	100000831	8/1/2012	(694.39)
52801100	Indirect OH Clearing	SA	100000831	8/1/2012	(694.39)
52801100	Indirect OH Clearing	SA	100000831	8/1/2012	(694.39)
52801100	Indirect OH Clearing	SA	100000831	8/1/2012	(1,041.57)
52801100	Indirect OH Clearing	SA	100000831	8/1/2012	(1,041.57)
53150000	Contr Svc-Other	SA	100000833	8/1/2012	(2,200.00)
53150000	Contr Svc-Other	SA	100000833	8/1/2012	(12,614.81)
53150000	Contr Svc-Other	SA	100000833	8/1/2012	(659.13)
53151000	Contr Svc-Temp EE	SA	100000833	8/1/2012	(1,204.00)
53155000	Contr Svc-Legal	SA	100000833	8/1/2012	(24,006.70)
55010200	Trans Lease Fuel	SA	100000833	8/1/2012	(8,669.36)
55010200	Trans Lease Fuel	SA	100000833	8/1/2012	(25,157.49)
55010300	Trans Lease Maint	SA	100000833	8/1/2012	(4,384.97)
55010300	Trans Lease Maint	SA	100000833	8/1/2012	(435.60)
56610000	Reg Exp-Amort	SA	100000833	8/1/2012	(2,451.54)
57010000	Uncoll Accts Exp	ZA	9400000080	8/1/2012	(46.60)
62520700	Misc Main Pvg/Bckfill	SA	100000833	8/1/2012	(7,529.07)
68520000	Property Taxes	SH	9600000009	8/1/2012	341,933.42
68533000	FICA	PA	7000000047	8/1/2012	143.66
68533000	FICA	PA	7000000028	8/1/2012	477.67
68533000	FICA	PA	7000000028	8/1/2012	13.68
68533000	FICA	PA	7000000028	8/1/2012	61.15
68533000	FICA	PA	7000000028	8/1/2012	13.68
68533000	FICA	PA	7000000028	8/1/2012	34.66
68533000	FICA	PA	7000000028	8/1/2012	11.40
68533000	FICA	PA	7000000028	8/1/2012	811.43
68533000	FICA	PA	7000000028	8/1/2012	423.79
68533000	FICA	PA	7000000028	8/1/2012	63.53
68533000	FICA	PA	7000000028	8/1/2012	782.08
68533000	FICA	PA	7000000028	8/1/2012	26.85
68533000	FICA	PA	7000000028	8/1/2012	79.43
68533000	FICA	PA	7000000028	8/1/2012	341.57
68533000	FICA	PA	7000000028	8/1/2012	39.14
68533000	FICA	PA	7000000028	8/1/2012	39.13
68533000	FICA	PA	7000000028	8/1/2012	75.54
68533000	FICA	PA	7000000028	8/1/2012	146.95
68533000	FICA	PA	7000000028	8/1/2012	4,078.83
68533000	FICA	PA	7000000028	8/1/2012	356.90
68533000	FICA	PA	7000000028	8/1/2012	800.44
68533000	FICA	PA	7000000028	8/1/2012	174.56
68533000	FICA	PA	7000000028	8/1/2012	38.05
68533000	FICA	PA	7000000028	8/1/2012	5.34

## Kentucky American Water Company

Case No. 2012-00520

Response to PSC DR1, Item 31

Account	Description	Doc Type	Document Number	Posting Date	Amount
68533000	FICA	PA	7000000028	8/1/2012	430.44
68533000	FICA	PA	7000000028	8/1/2012	260.83
68533000	FICA	PA	7000000028	8/1/2012	617.90
68533000	FICA	PA	7000000028	8/1/2012	163.62
68533000	FICA	PA	7000000028	8/1/2012	18.20
68533000	FICA	PA	7000000028	8/1/2012	390.24
68533000	FICA	PA	7000000028	8/1/2012	575.70
68533000	FICA	PA	7000000028	8/1/2012	708.52
68533000	FICA	PA	7000000028	8/1/2012	1,055.43
68533000	FICA	PA	7000000028	8/1/2012	59.90
68533000	FICA	PA	7000000028	8/1/2012	178.03
68533000	FICA	PA	7000000028	8/1/2012	28.76
68533000	FICA	PA	7000000028	8/1/2012	8.91
68533000	FICA	PA	7000000028	8/1/2012	17.37
68533000	FICA	PA	7000000028	8/1/2012	71.57
68533000	FICA	PA	7000000028	8/1/2012	203.36
68533000	FICA	PA	7000000028	8/1/2012	279.70
68533000	FICA	PA	7000000028	8/1/2012	479.75
68533000	FICA	PA	7000000028	8/1/2012	5.33
68533000	FICA	PA	7000000028	8/1/2012	56.76
68533000	FICA	PA	7000000028	8/1/2012	144.45
68533000	FICA	PA	7000000028	8/1/2012	205.76
68533000	FICA	PA	7000000028	8/1/2012	80.34
68533000	FICA	PA	7000000028	8/1/2012	18.04
68533000	FICA	PA	7000000028	8/1/2012	5.18
68533000	FICA	PA	7000000028	8/1/2012	67.96
68533000	FICA	PA	7000000028	8/1/2012	66.17
68533000	FICA	PA	7000000028	8/1/2012	19.61
68533000	FICA	PA	7000000028	8/1/2012	39.85
68533000	FICA	PA	7000000028	8/1/2012	79.70
68533000	FICA	PA	7000000028	8/1/2012	59.89
68533000	FICA	PA	7000000028	8/1/2012	25.63
68533000	FICA	PA	7000000028	8/1/2012	89.64
68533000	FICA	PA	7000000028	8/1/2012	39.85
68533000	FICA	PA	7000000028	8/1/2012	92.67
68533000	FICA	PA	7000000028	8/1/2012	68.84
68533000	FICA	PA	7000000028	8/1/2012	78.87
68533000	FICA	PA	7000000028	8/1/2012	46.54
68533000	FICA	PA	7000000028	8/1/2012	527.92
68533000	FICA	PA	7000000028	8/1/2012	2,702.72
68533000	FICA	PA	7000000028	8/1/2012	48.20
68533000	FICA	PA	7000000028	8/1/2012	69.90
68533000	FICA	PA	7000000028	8/1/2012	67.29
68533000	FICA	PA	7000000028	8/1/2012	65.99
68533000	FICA	PA	7000000028	8/1/2012	111.00
68533000	FICA	PA	7000000028	8/1/2012	133.46
68533000	FICA	PA	7000000028	8/1/2012	2.99
68533000	FICA	PA	7000000028	8/1/2012	20.92
68533000	FICA	PA	7000000028	8/1/2012	78.59
68533000	FICA	PA	7000000028	8/1/2012	47.73
68533000	FICA	PA	7000000028	8/1/2012	137.25
68533000	FICA	PA	7000000028	8/1/2012	1,739.58
68533000	FICA	PA	7000000028	8/1/2012	6.21



Kentucky American Water Company  
Case No. 2012-00520  
Response to PSC DR1, Item 31

Account	Description	Doc Type	Document Number	Posting Date	Amount
68533000	FICA	PA	7000000028	8/1/2012	47.58
68535000	SUTA	PA	7000000028	8/1/2012	46.70
68535000	SUTA	PA	7000000028	8/1/2012	35.66
68535000	SUTA	PA	7000000028	8/1/2012	52.33
68545000	Utility Reg Assessme	SH	9600000008	8/1/2012	9,438.11
71521000	M&J Expenses	SA	100000833	8/1/2012	(43.24)
81010000	Interest LTD	SA	100001010	8/1/2012	268,125.00
81010000	Interest LTD	SA	100000833	8/1/2012	(449,584.59)
81015000	Interest LTD Interco	SA	100000833	8/1/2012	(2,497,653.26)
81020000	Div Decl P/S w/ MRR	SA	100000833	8/1/2012	(63,525.00)
81315000	Interest STD Interco	SA	100001040	8/1/2012	3,241.92
81815000	Interest Income I/C	SA	100001040	8/1/2012	(3,241.92)
40111000	Res Sales Billed	ZA	9400000081	8/2/2012	(66.46)
40111000	Res Sales Billed	ZA	9400000081	8/2/2012	44.85
40111000	Res Sales Billed	ZA	9400000081	8/2/2012	(185,250.71)
40121000	Com Sales Billed	ZA	9400000081	8/2/2012	(34.77)
40121000	Com Sales Billed	ZA	9400000081	8/2/2012	(167,191.00)
40145000	Priv Fire Billed	ZA	9400000081	8/2/2012	(8,984.11)
40151000	Publ Auth Billed	ZA	9400000081	8/2/2012	(941.92)
40211000	Dom WW Svc Billed	ZA	9400000081	8/2/2012	(85.82)
40221000	Com WW Svc Billed	ZA	9400000081	8/2/2012	(34.54)
40310400	OthRev-NSF Ck Chrg	ZA	9400000081	8/2/2012	(48.00)
40310500	OthRev-Appl/InitFee	ZA	9400000081	8/2/2012	(26.00)
40310500	OthRev-Appl/InitFee	ZA	9400000081	8/2/2012	(3,510.00)
40310700	OthRev-Reconnct Fee	ZA	9400000081	8/2/2012	(1,066.00)
57010000	Uncoll Accts Exp	ZA	9400000081	8/2/2012	(312.52)
40111000	Res Sales Billed	ZA	9400000082	8/3/2012	(25,727.42)
40111000	Res Sales Billed	ZA	9400000082	8/3/2012	(8.90)
40111000	Res Sales Billed	ZA	9400000082	8/3/2012	(218,630.27)
40121000	Com Sales Billed	ZA	9400000082	8/3/2012	(926.44)
40121000	Com Sales Billed	ZA	9400000082	8/3/2012	(66,197.35)
40145000	Priv Fire Billed	ZA	9400000082	8/3/2012	(91,913.87)
40151000	Publ Auth Billed	ZA	9400000082	8/3/2012	(4,516.26)
40161000	Sls/Rsle Billed	ZA	9400000082	8/3/2012	(16,579.11)
40211000	Dom WW Svc Billed	ZA	9400000082	8/3/2012	92.73
40310400	OthRev-NSF Ck Chrg	ZA	9400000082	8/3/2012	(180.00)
40310400	OthRev-NSF Ck Chrg	ZA	9400000082	8/3/2012	(12.00)
40310500	OthRev-Appl/InitFee	ZA	9400000082	8/3/2012	(26.00)
40310500	OthRev-Appl/InitFee	ZA	9400000082	8/3/2012	(208.00)
40310500	OthRev-Appl/InitFee	ZA	9400000082	8/3/2012	(1,170.00)
40310700	OthRev-Reconnct Fee	ZA	9400000082	8/3/2012	(1,196.00)
51510000	Purchased Power	ZN	5000000322	8/3/2012	21.87
51510000	Purchased Power	ZN	5000000322	8/3/2012	2,935.90
51510000	Purchased Power	ZN	5000000322	8/3/2012	149.11
52532000	Electricity	ZN	5000000322	8/3/2012	45.51
52532000	Electricity	ZN	5000000322	8/3/2012	75.89
52532000	Electricity	ZN	5000000322	8/3/2012	26.48
52532000	Electricity	ZN	5000000322	8/3/2012	51.84
52532000	Electricity	ZN	5000000322	8/3/2012	22.18
52532000	Electricity	ZN	5000000322	8/3/2012	48.09
52532000	Electricity	ZN	5000000322	8/3/2012	33.84
52532000	Electricity	ZN	5000000322	8/3/2012	113.55
52532000	Electricity	ZN	5000000322	8/3/2012	41.03

## Kentucky American Water Company

Case No. 2012-00520

Response to PSC DR1, Item 31

Account	Description	Doc Type	Document Number	Posting Date	Amount
52532000	Electricity	ZN	5000000322	8/3/2012	33.33
52532000	Electricity	ZN	5000000322	8/3/2012	21.36
52532000	Electricity	ZN	5000000323	8/3/2012	20.06
52532000	Electricity	ZN	5000000323	8/3/2012	46.14
52548000	Heating Oil/Gas	ZN	5000000323	8/3/2012	64.30
57010000	Uncoll Accts Exp	ZA	9400000082	8/3/2012	(520.41)
40111000	Res Sales Billed	ZA	9400000083	8/6/2012	(219,598.96)
40111000	Res Sales Billed	ZA	9400000083	8/6/2012	(11,019.42)
40111000	Res Sales Billed	ZA	9400000083	8/6/2012	(13,436.56)
40121000	Com Sales Billed	ZA	9400000083	8/6/2012	(228,106.22)
40121000	Com Sales Billed	ZA	9400000083	8/6/2012	(909.83)
40121000	Com Sales Billed	ZA	9400000083	8/6/2012	(5,695.99)
40131000	Ind Sales Billed	ZA	9400000083	8/6/2012	(27,032.69)
40131000	Ind Sales Billed	ZA	9400000083	8/6/2012	(326.40)
40145000	Priv Fire Billed	ZA	9400000083	8/6/2012	(4,444.70)
40151000	Publ Auth Billed	ZA	9400000083	8/6/2012	(121,400.72)
40151000	Publ Auth Billed	ZA	9400000083	8/6/2012	(227.09)
40161000	Sls/Rsle Billed	ZA	9400000083	8/6/2012	(54,133.28)
40211000	Dom WW Svc Billed	ZA	9400000083	8/6/2012	(2.47)
40211000	Dom WW Svc Billed	ZA	9400000083	8/6/2012	(13,972.72)
40221000	Com WW Svc Billed	ZA	9400000083	8/6/2012	(6,537.92)
40251000	PubAuth WW Billed	ZA	9400000083	8/6/2012	(271.20)
40310400	OthRev-NSF Ck Chrg	ZA	9400000083	8/6/2012	(108.00)
40310500	OthRev-Appl/InitFee	ZA	9400000083	8/6/2012	(7,722.00)
40310500	OthRev-Appl/InitFee	ZA	9400000083	8/6/2012	(182.00)
40310500	OthRev-Appl/InitFee	ZA	9400000083	8/6/2012	(312.00)
40310700	OthRev-Reconnct Fee	ZA	9400000083	8/6/2012	(2,054.00)
40310700	OthRev-Reconnct Fee	ZA	9400000083	8/6/2012	(208.00)
53150000	Contr Svc-Other	KR	5000000324	8/6/2012	64.93
53150000	Contr Svc-Other	KR	5000000324	8/6/2012	2,449.80
57010000	Uncoll Accts Exp	ZA	9400000083	8/6/2012	(77.59)
40111000	Res Sales Billed	ZA	9400000084	8/7/2012	300.34
40111000	Res Sales Billed	ZA	9400000085	8/7/2012	(80.46)
40111000	Res Sales Billed	ZA	9400000085	8/7/2012	(184,822.91)
40121000	Com Sales Billed	ZA	9400000085	8/7/2012	(333,449.21)
40131000	Ind Sales Billed	ZA	9400000085	8/7/2012	(131,881.43)
40145000	Priv Fire Billed	ZA	9400000085	8/7/2012	(6,630.81)
40151000	Publ Auth Billed	ZA	9400000085	8/7/2012	(411,964.14)
40161000	Sls/Rsle Billed	ZA	9400000085	8/7/2012	(220,061.19)
40310400	OthRev-NSF Ck Chrg	ZA	9400000085	8/7/2012	(12.00)
40310500	OthRev-Appl/InitFee	ZA	9400000085	8/7/2012	(2,236.00)
40310700	OthRev-Reconnct Fee	ZA	9400000085	8/7/2012	(884.00)
52000000	M&S Expense (O&M)	WA	5000000336	8/7/2012	8.76
52000000	M&S Expense (O&M)	WA	5000000336	8/7/2012	27.30
52000000	M&S Expense (O&M)	WA	5000000336	8/7/2012	23.70
52000000	M&S Expense (O&M)	WA	5000000336	8/7/2012	7.10
52000000	M&S Expense (O&M)	WA	5000000336	8/7/2012	81.52
52000000	M&S Expense (O&M)	WA	5000000336	8/7/2012	51.62
52000000	M&S Expense (O&M)	WA	5000000336	8/7/2012	47.71
52000000	M&S Expense (O&M)	WA	5000000339	8/7/2012	2.92
52000000	M&S Expense (O&M)	WA	5000000340	8/7/2012	(2.92)
52000000	M&S Expense (O&M)	WA	5000000341	8/7/2012	19.67
52000000	M&S Expense (O&M)	WA	5000000342	8/7/2012	(19.67)

Kentucky American Water Company  
Case No. 2012-00520  
Response to PSC DR1, Item 31

Account	Description	Doc Type	Document Number	Posting Date	Amount
57010000	Uncoll Accts Exp	ZA	940000085	8/7/2012	(80.47)
40111000	Res Sales Billed	ZA	9400000166	8/8/2012	(58.56)
40111000	Res Sales Billed	ZA	9400000166	8/8/2012	(5.17)
40111000	Res Sales Billed	ZA	9400000166	8/8/2012	(215,141.06)
40121000	Com Sales Billed	ZA	9400000166	8/8/2012	(87,725.37)
40131000	Ind Sales Billed	ZA	9400000166	8/8/2012	(11,307.65)
40145000	Priv Fire Billed	ZA	9400000166	8/8/2012	(2,308.09)
40151000	Publ Auth Billed	ZA	9400000166	8/8/2012	(38,112.42)
40310400	OthRev-NSF Ck Chrg	ZA	9400000166	8/8/2012	(180.00)
40310500	OthRev-Appl/InitFee	ZA	9400000166	8/8/2012	(52.00)
40310500	OthRev-Appl/InitFee	ZA	9400000166	8/8/2012	(3,952.00)
40310700	OthRev-Reconnct Fee	ZA	9400000166	8/8/2012	(2,366.00)
52000000	M&S Expense (O&M)	WA	5000000351	8/8/2012	121.50
52000000	M&S Expense (O&M)	WA	5000000352	8/8/2012	(121.50)
52000000	M&S Expense (O&M)	WA	5000000352	8/8/2012	(121.50)
52000000	M&S Expense (O&M)	KR	5000000353	8/8/2012	2,279.00
52000000	M&S Expense (O&M)	KR	5000000354	8/8/2012	38.34
52000000	M&S Expense (O&M)	KR	5000000354	8/8/2012	355.95
52000000	M&S Expense (O&M)	KR	5000000354	8/8/2012	58.30
52000000	M&S Expense (O&M)	WA	5000000355	8/8/2012	79.38
52000000	M&S Expense (O&M)	KR	5000000358	8/8/2012	505.84
52562500	Overnight Shippng	KR	5000000359	8/8/2012	88.63
52578000	Trash Removal	KR	5000000357	8/8/2012	459.71
53150000	Contr Svc-Other	KR	5000000353	8/8/2012	1,625.00
53150000	Contr Svc-Other	KR	5000000354	8/8/2012	376.20
53150000	Contr Svc-Other	KR	5000000354	8/8/2012	307.80
53150000	Contr Svc-Other	KR	5000000354	8/8/2012	578.70
53150000	Contr Svc-Other	KR	5000000354	8/8/2012	416.25
57010000	Uncoll Accts Exp	ZA	9400000166	8/8/2012	(76.67)
57010000	Uncoll Accts Exp	ZA	9400000166	8/8/2012	(111.49)
40111000	Res Sales Billed	ZA	9400000167	8/9/2012	(12.12)
40111000	Res Sales Billed	ZA	9400000167	8/9/2012	(8.90)
40111000	Res Sales Billed	ZA	9400000167	8/9/2012	(141,769.54)
40121000	Com Sales Billed	ZA	9400000167	8/9/2012	(61,034.47)
40131000	Ind Sales Billed	ZA	9400000167	8/9/2012	(13,662.37)
40145000	Priv Fire Billed	ZA	9400000167	8/9/2012	(4,116.19)
40151000	Publ Auth Billed	ZA	9400000167	8/9/2012	(1,853.71)
40310400	OthRev-NSF Ck Chrg	ZA	9400000167	8/9/2012	(96.00)
40310500	OthRev-Appl/InitFee	ZA	9400000167	8/9/2012	(78.00)
40310500	OthRev-Appl/InitFee	ZA	9400000167	8/9/2012	(2,132.00)
40310700	OthRev-Reconnct Fee	ZA	9400000167	8/9/2012	(884.00)
51110000	Waste Disposal	ZN	5000000478	8/9/2012	1,068.11
51510000	Purchased Power	ZN	5000000404	8/9/2012	58.34
51510000	Purchased Power	ZN	5000000404	8/9/2012	23.39
51510000	Purchased Power	ZN	5000000478	8/9/2012	69.05
51510000	Purchased Power	ZN	5000000478	8/9/2012	786.48
51510000	Purchased Power	ZN	5000000478	8/9/2012	31,180.58
51510000	Purchased Power	ZN	5000000478	8/9/2012	4,136.36
51510000	Purchased Power	ZN	5000000478	8/9/2012	1,943.72
51510000	Purchased Power	ZN	5000000478	8/9/2012	880.11
51510000	Purchased Power	ZN	5000000478	8/9/2012	908.53
51510000	Purchased Power	ZN	5000000478	8/9/2012	5,226.04
51510000	Purchased Power	ZN	5000000478	8/9/2012	215.29

## Kentucky American Water Company

Case No. 2012-00520

Response to PSC DR1, Item 31

Account	Description	Doc Type	Document Number	Posting Date	Amount
51510000	Purchased Power	ZN	5000000485	8/9/2012	251,885.65
52000000	M&S Expense (O&M)	WA	5000000400	8/9/2012	734.57
52000000	M&S Expense (O&M)	WA	5000000400	8/9/2012	34.89
52000000	M&S Expense (O&M)	WA	5000000400	8/9/2012	41.12
52000000	M&S Expense (O&M)	WA	5000000400	8/9/2012	86.08
52500000	Misc Expense (O&M)	WE	5000000419	8/9/2012	5,281.45
52500000	Misc Expense (O&M)	WE	5000000419	8/9/2012	1,154.34
52527000	Directors Fees	ZF	5000000395	8/9/2012	50.00
52527000	Directors Fees	ZF	5000000396	8/9/2012	50.00
52527000	Directors Fees	ZF	5000000401	8/9/2012	53.00
52532000	Electricity	ZN	5000000404	8/9/2012	26.05
52532000	Electricity	ZN	5000000478	8/9/2012	11.14
52532000	Electricity	ZN	5000000478	8/9/2012	20.64
52532000	Electricity	ZN	5000000478	8/9/2012	25.60
52532000	Electricity	ZN	5000000478	8/9/2012	560.45
52532000	Electricity	ZN	5000000478	8/9/2012	544.23
52548000	Heating Oil/Gas	ZN	5000000478	8/9/2012	587.85
57010000	Uncoll Accts Exp	ZA	9400000167	8/9/2012	(76.93)
57010000	Uncoll Accts Exp	ZA	9400000167	8/9/2012	(429.90)
40111000	Res Sales Billed	ZA	9400000168	8/10/2012	(17,218.12)
40111000	Res Sales Billed	ZA	9400000168	8/10/2012	(21.78)
40111000	Res Sales Billed	ZA	9400000168	8/10/2012	(140,699.79)
40121000	Com Sales Billed	ZA	9400000168	8/10/2012	(338.24)
40121000	Com Sales Billed	ZA	9400000168	8/10/2012	(73,117.76)
40131000	Ind Sales Billed	ZA	9400000168	8/10/2012	(29,387.92)
40145000	Priv Fire Billed	ZA	9400000168	8/10/2012	(8,351.47)
40151000	Publ Auth Billed	ZA	9400000168	8/10/2012	(2,115.78)
40151000	Publ Auth Billed	ZA	9400000168	8/10/2012	(3,493.93)
40171000	Misc Sales Billed	ZA	9400000168	8/10/2012	(3,677.88)
40221000	Com WW Svc Billed	ZA	9400000168	8/10/2012	(1,862.76)
40251000	PubAuth WW Billed	ZA	9400000168	8/10/2012	(155.28)
40310400	OthRev-NSF Ck Chrg	ZA	9400000168	8/10/2012	(144.00)
40310500	OthRev-Appl/InitFee	ZA	9400000168	8/10/2012	(26.00)
40310500	OthRev-Appl/InitFee	ZA	9400000168	8/10/2012	(2,782.00)
40310700	OthRev-Reconnct Fee	ZA	9400000168	8/10/2012	(520.00)
50100000	Labor Expense	PA	7000000000	8/10/2012	413.76
50100000	Labor Expense	PA	7000000000	8/10/2012	2,123.96
50100000	Labor Expense	PA	7000000000	8/10/2012	2,185.60
50100000	Labor Expense	PA	7000000000	8/10/2012	253.78
50100000	Labor Expense	PA	7000000000	8/10/2012	1,547.52
50100000	Labor Expense	PA	7000000000	8/10/2012	386.88
50100000	Labor Expense	PA	7000000000	8/10/2012	1,077.70
50100000	Labor Expense	PA	7000000000	8/10/2012	245.40
50100000	Labor Expense	PA	7000000000	8/10/2012	245.40
50100000	Labor Expense	PA	7000000000	8/10/2012	1,158.88
50100000	Labor Expense	PA	7000000000	8/10/2012	166.48
50100000	Labor Expense	PA	7000000000	8/10/2012	839.44
50100000	Labor Expense	PA	7000000000	8/10/2012	1,132.40
50100000	Labor Expense	PA	7000000000	8/10/2012	670.78
50100000	Labor Expense	PA	7000000000	8/10/2012	41.62
50100000	Labor Expense	PA	7000000000	8/10/2012	426.40
50100000	Labor Expense	PA	7000000000	8/10/2012	6,816.50
50100000	Labor Expense	PA	7000000000	8/10/2012	1,304.56

Kentucky American Water Company

Case No. 2012-00520

Response to PSC DR1, Item 31

Account	Description	Doc Type	Document Number	Posting Date	Amount
50100000	Labor Expense	PA	7000000000	8/10/2012	619.88
50100000	Labor Expense	PA	7000000000	8/10/2012	516.72
50100000	Labor Expense	PA	7000000000	8/10/2012	344.48
50100000	Labor Expense	PA	7000000000	8/10/2012	552.96
50100000	Labor Expense	PA	7000000000	8/10/2012	736.80
50100000	Labor Expense	PA	7000000000	8/10/2012	3,404.86
50100000	Labor Expense	PA	7000000000	8/10/2012	842.40
50100000	Labor Expense	PA	7000000000	8/10/2012	1,662.40
50100000	Labor Expense	PA	7000000000	8/10/2012	280.00
50100000	Labor Expense	PA	7000000000	8/10/2012	2,189.40
50100000	Labor Expense	PA	7000000000	8/10/2012	1,608.00
50100000	Labor Expense	PA	7000000000	8/10/2012	812.50
50100000	Labor Expense	PA	7000000000	8/10/2012	165.69
50100000	Labor Expense	PA	7000000000	8/10/2012	1,626.40
50100000	Labor Expense	PA	7000000000	8/10/2012	7,845.13
50100000	Labor Expense	PA	7000000000	8/10/2012	7,252.12
50100000	Labor Expense	PA	7000000000	8/10/2012	18,592.57
50100000	Labor Expense	PA	7000000000	8/10/2012	1,036.80
50100000	Labor Expense	PA	7000000000	8/10/2012	8,939.43
50100000	Labor Expense	PA	7000000000	8/10/2012	3,994.33
50100000	Labor Expense	PA	7000000000	8/10/2012	4,134.00
50100000	Labor Expense	PA	7000000000	8/10/2012	6,486.48
50100000	Labor Expense	PA	7000000000	8/10/2012	2,076.17
50100000	Labor Expense	PA	7000000000	8/10/2012	39,184.30
50100000	Labor Expense	PA	7000000000	8/10/2012	123.95
50100000	Labor Expense	PA	7000000000	8/10/2012	670.16
50100000	Labor Expense	PA	7000000000	8/10/2012	15,476.40
50100000	Labor Expense	PA	7000000000	8/10/2012	8,091.90
50100000	Labor Expense	PA	7000000000	8/10/2012	1,283.52
50100000	Labor Expense	PA	7000000000	8/10/2012	1,586.34
50100000	Labor Expense	PA	7000000000	8/10/2012	1,230.88
50100000	Labor Expense	PA	7000000000	8/10/2012	881.00
50100000	Labor Expense	PA	7000000000	8/10/2012	35,269.26
50100000	Labor Expense	PA	7000000000	8/10/2012	502.07
50100000	Labor Expense	PA	7000000000	8/10/2012	149.78
50100000	Labor Expense	PA	7000000000	8/10/2012	1,468.40
50100000	Labor Expense	PA	7000000000	8/10/2012	851.52
50100000	Labor Expense	PA	7000000000	8/10/2012	1,064.40
50100000	Labor Expense	PA	7000000000	8/10/2012	3,257.20
50100000	Labor Expense	PA	7000000000	8/10/2012	1,087.20
50100000	Labor Expense	PA	7000000000	8/10/2012	12,304.76
50100000	Labor Expense	PA	7000000000	8/10/2012	3,312.00
50100000	Labor Expense	PA	7000000000	8/10/2012	545.40
50100000	Labor Expense	PA	7000000000	8/10/2012	942.48
50100000	Labor Expense	PA	7000000000	8/10/2012	11,534.06
50100000	Labor Expense	PA	7000000000	8/10/2012	532.32
50100000	Labor Expense	PA	7000000000	8/10/2012	218.68
50100000	Labor Expense	PA	7000000000	8/10/2012	494.97
50100000	Labor Expense	PA	7000000000	8/10/2012	2,441.40
50100000	Labor Expense	PA	7000000000	8/10/2012	3,233.43
50100000	Labor Expense	PA	7000000000	8/10/2012	12.09
50100000	Labor Expense	PA	7000000000	8/10/2012	6,791.12
50100000	Labor Expense	PA	7000000000	8/10/2012	13,662.61

Kentucky American Water Company

Case No. 2012-00520

Response to PSC DR1, Item 31

Account	Description	Doc Type	Document Number	Posting Date	Amount
50100000	Labor Expense	PA	7000000000	8/10/2012	1,424.34
50100000	Labor Expense	PA	7000000000	8/10/2012	2,375.06
50100000	Labor Expense	PA	7000000000	8/10/2012	5,018.35
50100000	Labor Expense	PA	7000000015	8/10/2012	670.34
50109900	Labor Cap Credits	UZ	2000000002	8/10/2012	(344.48)
50109900	Labor Cap Credits	UZ	2000000001	8/10/2012	(2,441.40)
50109900	Labor Cap Credits	UZ	2000000001	8/10/2012	(516.72)
50109900	Labor Cap Credits	UZ	2000000001	8/10/2012	(245.40)
50109900	Labor Cap Credits	UZ	2000000001	8/10/2012	(245.40)
50109900	Labor Cap Credits	UZ	2000000001	8/10/2012	(1,036.80)
50109900	Labor Cap Credits	UZ	2000000001	8/10/2012	(881.00)
50109900	Labor Cap Credits	UZ	2000000001	8/10/2012	(1,230.88)
50109900	Labor Cap Credits	UZ	2000000001	8/10/2012	(812.50)
50109900	Labor Cap Credits	UZ	2000000002	8/10/2012	(1,283.52)
50109900	Labor Cap Credits	UZ	2000000001	8/10/2012	(6,791.12)
50109900	Labor Cap Credits	UZ	2000000001	8/10/2012	(165.69)
50109900	Labor Cap Credits	UZ	2000000002	8/10/2012	(149.78)
50109900	Labor Cap Credits	UZ	2000000001	8/10/2012	(502.07)
50109900	Labor Cap Credits	UZ	2000000002	8/10/2012	(736.80)
50109900	Labor Cap Credits	UZ	2000000001	8/10/2012	(3,312.00)
50109900	Labor Cap Credits	UZ	2000000002	8/10/2012	(2,375.06)
50109900	Labor Cap Credits	UZ	2000000001	8/10/2012	(552.96)
50109900	Labor Cap Credits	UZ	2000000002	8/10/2012	(545.40)
50109900	Labor Cap Credits	UZ	2000000002	8/10/2012	(1,424.34)
50109900	Labor Cap Credits	UZ	2000000002	8/10/2012	(3,233.43)
50109900	Labor Cap Credits	UZ	2000000002	8/10/2012	(12.09)
50109900	Labor Cap Credits	UZ	2000000001	8/10/2012	(386.88)
50109900	Labor Cap Credits	UZ	2000000002	8/10/2012	(494.97)
50109900	Labor Cap Credits	UZ	2000000001	8/10/2012	(218.68)
50109900	Labor Cap Credits	UZ	2000000002	8/10/2012	(166.48)
50109900	Labor Cap Credits	UZ	2000000002	8/10/2012	(670.78)
50109900	Labor Cap Credits	UZ	2000000001	8/10/2012	(41.62)
50109900	Labor Cap Credits	UZ	2000000001	8/10/2012	(1,547.52)
50110000	Labor NS OT -Natural	PA	7000000000	8/10/2012	180.51
50110000	Labor NS OT -Natural	PA	7000000000	8/10/2012	277.13
50110000	Labor NS OT -Natural	PA	7000000000	8/10/2012	90.65
50110000	Labor NS OT -Natural	PA	7000000000	8/10/2012	69.08
50110000	Labor NS OT -Natural	PA	7000000000	8/10/2012	352.29
50110000	Labor NS OT -Natural	PA	7000000000	8/10/2012	259.44
50110000	Labor NS OT -Natural	PA	7000000000	8/10/2012	210.00
50110000	Labor NS OT -Natural	PA	7000000000	8/10/2012	300.80
50110000	Labor NS OT -Natural	PA	7000000000	8/10/2012	115.52
50110000	Labor NS OT -Natural	PA	7000000000	8/10/2012	69.34
50110000	Labor NS OT -Natural	PA	7000000000	8/10/2012	64.74
50110000	Labor NS OT -Natural	PA	7000000000	8/10/2012	60.00
50110000	Labor NS OT -Natural	PA	7000000000	8/10/2012	128.64
50110000	Labor NS OT -Natural	PA	7000000000	8/10/2012	141.74
50110000	Labor NS OT -Natural	PA	7000000000	8/10/2012	1,844.31
50110000	Labor NS OT -Natural	PA	7000000000	8/10/2012	64.13
50110000	Labor NS OT -Natural	PA	7000000000	8/10/2012	93.56
50110000	Labor NS OT -Natural	PA	7000000000	8/10/2012	155.75
50110000	Labor NS OT -Natural	PA	7000000000	8/10/2012	147.42
50110000	Labor NS OT -Natural	PA	7000000000	8/10/2012	713.38

## Kentucky American Water Company

Case No. 2012-00520

Response to PSC DR1, Item 31

Account	Description	Doc Type	Document Number	Posting Date	Amount
50110000	Labor NS OT -Natural	PA	7000000000	8/10/2012	505.65
50110000	Labor NS OT -Natural	PA	7000000000	8/10/2012	1,967.90
50110000	Labor NS OT -Natural	PA	7000000000	8/10/2012	2,089.92
50110000	Labor NS OT -Natural	PA	7000000000	8/10/2012	6,082.36
50110000	Labor NS OT -Natural	PA	7000000000	8/10/2012	5,417.95
50110000	Labor NS OT -Natural	PA	7000000000	8/10/2012	1,900.60
50110000	Labor NS OT -Natural	PA	7000000000	8/10/2012	238.88
50110000	Labor NS OT -Natural	PA	7000000000	8/10/2012	779.05
50110000	Labor NS OT -Natural	PA	7000000000	8/10/2012	18.00
50110000	Labor NS OT -Natural	PA	7000000000	8/10/2012	161.48
50119900	LaborNSOT CapCredits	UZ	2000000002	8/10/2012	(352.29)
50119900	LaborNSOT CapCredits	UZ	2000000002	8/10/2012	(69.08)
50119900	LaborNSOT CapCredits	UZ	2000000001	8/10/2012	(238.88)
50119900	LaborNSOT CapCredits	UZ	2000000001	8/10/2012	(64.13)
50119900	LaborNSOT CapCredits	UZ	2000000001	8/10/2012	(155.75)
50119900	LaborNSOT CapCredits	UZ	2000000001	8/10/2012	(141.74)
50119900	LaborNSOT CapCredits	UZ	2000000001	8/10/2012	(180.51)
50120000	Labor OT - Natural	PA	7000000000	8/10/2012	24.17
50421000	401k Expense	PA	7000000000	8/10/2012	10.16
50421000	401k Expense	PA	7000000000	8/10/2012	38.72
50421000	401k Expense	PA	7000000000	8/10/2012	9.65
50421000	401k Expense	PA	7000000000	8/10/2012	87.43
50421000	401k Expense	PA	7000000000	8/10/2012	2.22
50421000	401k Expense	PA	7000000000	8/10/2012	24.88
50421000	401k Expense	PA	7000000000	8/10/2012	26.69
50421000	401k Expense	PA	7000000000	8/10/2012	13.01
50421000	401k Expense	PA	7000000000	8/10/2012	2.16
50421000	401k Expense	PA	7000000000	8/10/2012	6.48
50421000	401k Expense	PA	7000000000	8/10/2012	10.80
50421000	401k Expense	PA	7000000000	8/10/2012	10.26
50421000	401k Expense	PA	7000000000	8/10/2012	0.54
50421000	401k Expense	PA	7000000000	8/10/2012	6.48
50421000	401k Expense	PA	7000000000	8/10/2012	378.43
50421000	401k Expense	PA	7000000000	8/10/2012	13.70
50421000	401k Expense	PA	7000000000	8/10/2012	16.76
50421000	401k Expense	PA	7000000000	8/10/2012	415.76
50421000	401k Expense	PA	7000000000	8/10/2012	90.40
50421000	401k Expense	PA	7000000000	8/10/2012	93.61
50421000	401k Expense	PA	7000000000	8/10/2012	2.59
50421000	401k Expense	PA	7000000000	8/10/2012	11.54
50421000	401k Expense	PA	7000000000	8/10/2012	1.72
50421000	401k Expense	PA	7000000000	8/10/2012	41.90
50421000	401k Expense	PA	7000000000	8/10/2012	60.56
50421000	401k Expense	PA	7000000000	8/10/2012	107.14
50421000	401k Expense	PA	7000000000	8/10/2012	6.44
50421000	401k Expense	PA	7000000000	8/10/2012	7.00
50421000	401k Expense	PA	7000000000	8/10/2012	57.61
50421000	401k Expense	PA	7000000000	8/10/2012	23.72
50421000	401k Expense	PA	7000000000	8/10/2012	24.03
50421000	401k Expense	PA	7000000000	8/10/2012	64.24
50421000	401k Expense	PA	7000000000	8/10/2012	4.42
50421000	401k Expense	PA	7000000000	8/10/2012	6.63
50421000	401k Expense	PA	7000000000	8/10/2012	32.50

## Kentucky American Water Company

Case No. 2012-00520

Response to PSC DR1, Item 31

Account	Description	Doc Type	Document Number	Posting Date	Amount
50421000	401k Expense	PA	7000000000	8/10/2012	192.48
50421000	401k Expense	PA	7000000000	8/10/2012	387.67
50421000	401k Expense	PA	7000000000	8/10/2012	25.92
50421000	401k Expense	PA	7000000000	8/10/2012	25.92
50421000	401k Expense	PA	7000000000	8/10/2012	43.05
50421000	401k Expense	PA	7000000000	8/10/2012	51.93
50421000	401k Expense	PA	7000000000	8/10/2012	50.34
50421000	401k Expense	PA	7000000000	8/10/2012	221.83
50421000	401k Expense	PA	7000000000	8/10/2012	4.95
50421000	401k Expense	PA	7000000000	8/10/2012	51.31
50421000	401k Expense	PA	7000000000	8/10/2012	355.24
50421000	401k Expense	PA	7000000000	8/10/2012	901.56
50421000	401k Expense	PA	7000000000	8/10/2012	11.49
50421000	401k Expense	PA	7000000000	8/10/2012	36.71
50421000	401k Expense	PA	7000000000	8/10/2012	150.81
50421000	401k Expense	PA	7000000000	8/10/2012	34.04
50421000	401k Expense	PA	7000000000	8/10/2012	42.60
50421000	401k Expense	PA	7000000000	8/10/2012	9.81
50421000	401k Expense	PA	7000000000	8/10/2012	9.81
50421000	401k Expense	PA	7000000000	8/10/2012	31.76
50421000	401k Expense	PA	7000000000	8/10/2012	105.72
50421000	401k Expense	PA	7000000000	8/10/2012	13.29
50421000	401k Expense	PA	7000000000	8/10/2012	7.42
50421000	401k Expense	PA	7000000000	8/10/2012	18.47
50421000	401k Expense	PA	7000000000	8/10/2012	57.30
50421000	401k Expense	PA	7000000000	8/10/2012	64.72
50421000	401k Expense	PA	7000000000	8/10/2012	664.12
50421000	401k Expense	PA	7000000000	8/10/2012	13.56
50421000	401k Expense	PA	7000000000	8/10/2012	27.20
50421000	401k Expense	PA	7000000000	8/10/2012	0.30
50421000	401k Expense	PA	7000000000	8/10/2012	238.42
50421000	401k Expense	PA	7000000000	8/10/2012	37.14
50421000	401k Expense	PA	7000000000	8/10/2012	63.47
50421000	401k Expense	PA	7000000000	8/10/2012	104.23
50421000	401k Expense	PA	7000000000	8/10/2012	160.67
50421000	401k Expense	PA	7000000000	8/10/2012	85.49
50421100	401k Exp Cap Credits	UZ	2000000001	8/10/2012	(1.72)
50421100	401k Exp Cap Credits	UZ	2000000001	8/10/2012	(64.72)
50421100	401k Exp Cap Credits	UZ	2000000002	8/10/2012	(2.59)
50421100	401k Exp Cap Credits	UZ	2000000001	8/10/2012	(9.81)
50421100	401k Exp Cap Credits	UZ	2000000001	8/10/2012	(9.81)
50421100	401k Exp Cap Credits	UZ	2000000001	8/10/2012	(25.92)
50421100	401k Exp Cap Credits	UZ	2000000002	8/10/2012	(11.54)
50421100	401k Exp Cap Credits	UZ	2000000002	8/10/2012	(25.92)
50421100	401k Exp Cap Credits	UZ	2000000001	8/10/2012	(32.50)
50421100	401k Exp Cap Credits	UZ	2000000001	8/10/2012	(51.31)
50421100	401k Exp Cap Credits	UZ	2000000001	8/10/2012	(238.42)
50421100	401k Exp Cap Credits	UZ	2000000002	8/10/2012	(2.22)
50421100	401k Exp Cap Credits	UZ	2000000002	8/10/2012	(6.63)
50421100	401k Exp Cap Credits	UZ	2000000001	8/10/2012	(11.49)
50421100	401k Exp Cap Credits	UZ	2000000001	8/10/2012	(4.42)
50421100	401k Exp Cap Credits	UZ	2000000001	8/10/2012	(60.56)
50421100	401k Exp Cap Credits	UZ	2000000002	8/10/2012	(63.47)



## Kentucky American Water Company

Case No. 2012-00520

Response to PSC DR1, Item 31

Account	Description	Doc Type	Document Number	Posting Date	Amount
50421100	401k Exp Cap Credits	UZ	2000000002	8/10/2012	(6.44)
50421100	401k Exp Cap Credits	UZ	2000000001	8/10/2012	(37.14)
50421100	401k Exp Cap Credits	UZ	2000000001	8/10/2012	(43.05)
50421100	401k Exp Cap Credits	UZ	2000000001	8/10/2012	(0.30)
50421100	401k Exp Cap Credits	UZ	2000000002	8/10/2012	(9.65)
50421100	401k Exp Cap Credits	UZ	2000000001	8/10/2012	(18.47)
50421100	401k Exp Cap Credits	UZ	2000000001	8/10/2012	(7.42)
50421100	401k Exp Cap Credits	UZ	2000000002	8/10/2012	(2.16)
50421100	401k Exp Cap Credits	UZ	2000000001	8/10/2012	(10.26)
50421100	401k Exp Cap Credits	UZ	2000000001	8/10/2012	(0.54)
50421100	401k Exp Cap Credits	UZ	2000000002	8/10/2012	(38.72)
50422000	DCP Expense	PA	7000000000	8/10/2012	421.87
50422000	DCP Expense	PA	7000000000	8/10/2012	13.32
50422000	DCP Expense	PA	7000000000	8/10/2012	1,230.44
50422000	DCP Expense	PA	7000000000	8/10/2012	103.99
50422000	DCP Expense	PA	7000000000	8/10/2012	6.82
50422000	DCP Expense	PA	7000000000	8/10/2012	114.74
50422000	DCP Expense	PA	7000000000	8/10/2012	44.63
50422000	DCP Expense	PA	7000000000	8/10/2012	4.20
50422000	DCP Expense	PA	7000000000	8/10/2012	33.60
50422000	DCP Expense	PA	7000000000	8/10/2012	36.75
50422000	DCP Expense	PA	7000000000	8/10/2012	13.65
50422000	DCP Expense	PA	7000000000	8/10/2012	1.05
50422000	DCP Expense	PA	7000000000	8/10/2012	100.97
50422000	DCP Expense	PA	7000000000	8/10/2012	43.04
50422000	DCP Expense	PA	7000000000	8/10/2012	509.59
50422000	DCP Expense	PA	7000000000	8/10/2012	13.64
50422000	DCP Expense	PA	7000000000	8/10/2012	226.31
50422000	DCP Expense	PA	7000000000	8/10/2012	22.38
50422000	DCP Expense	PA	7000000000	8/10/2012	34.86
50422000	DCP Expense	PA	7000000000	8/10/2012	45.40
50422000	DCP Expense	PA	7000000000	8/10/2012	43.05
50422000	DCP Expense	PA	7000000000	8/10/2012	142.48
50422000	DCP Expense	PA	7000000000	8/10/2012	4.27
50422000	DCP Expense	PA	7000000000	8/10/2012	778.30
50422000	DCP Expense	PA	7000000000	8/10/2012	36.47
50422000	DCP Expense	PA	7000000000	8/10/2012	44.13
50422000	DCP Expense	PA	7000000000	8/10/2012	38.68
50422000	DCP Expense	PA	7000000000	8/10/2012	281.70
50422000	DCP Expense	PA	7000000000	8/10/2012	326.71
50422000	DCP Expense	PA	7000000000	8/10/2012	91.35
50422000	DCP Expense	PA	7000000000	8/10/2012	183.69
50422000	DCP Expense	PA	7000000000	8/10/2012	42.64
50422000	DCP Expense	PA	7000000000	8/10/2012	21.32
50422000	DCP Expense	PA	7000000000	8/10/2012	185.42
50422000	DCP Expense	PA	7000000000	8/10/2012	32.55
50422000	DCP Expense	PA	7000000000	8/10/2012	259.14
50422000	DCP Expense	PA	7000000000	8/10/2012	36.76
50422000	DCP Expense	PA	7000000000	8/10/2012	36.45
50422000	DCP Expense	PA	7000000000	8/10/2012	84.44
50422000	DCP Expense	PA	7000000000	8/10/2012	8.70
50422000	DCP Expense	PA	7000000000	8/10/2012	480.48
50422000	DCP Expense	PA	7000000000	8/10/2012	20.64

Kentucky American Water Company

Case No. 2012-00520

Response to PSC DR1, Item 31

Account	Description	Doc Type	Document Number	Posting Date	Amount
50422000	DCP Expense	PA	7000000000	8/10/2012	26.03
50422000	DCP Expense	PA	7000000000	8/10/2012	76.42
50422000	DCP Expense	PA	7000000000	8/10/2012	6.50
50422000	DCP Expense	PA	7000000000	8/10/2012	178.99
50422000	DCP Expense	PA	7000000000	8/10/2012	53.86
50422000	DCP Expense	PA	7000000000	8/10/2012	67.36
50422000	DCP Expense	PA	7000000000	8/10/2012	142.46
50422000	DCP Expense	PA	7000000000	8/10/2012	1.72
50422000	DCP Expense	PA	7000000000	8/10/2012	20.40
50422000	DCP Expense	PA	7000000000	8/10/2012	44.69
50422000	DCP Expense	PA	7000000000	8/10/2012	55.90
50422000	DCP Expense	PA	7000000000	8/10/2012	322.20
50422000	DCP Expense	PA	7000000000	8/10/2012	179.58
50422000	DCP Expense	PA	7000000000	8/10/2012	12.89
50422000	DCP Expense	PA	7000000000	8/10/2012	12.88
50422000	DCP Expense	PA	7000000000	8/10/2012	12.89
50422000	DCP Expense	PA	7000000000	8/10/2012	12.88
50422100	DCP Exp Cap Credits	UZ	2000000001	8/10/2012	(12.88)
50422100	DCP Exp Cap Credits	UZ	2000000002	8/10/2012	(12.89)
50422100	DCP Exp Cap Credits	UZ	2000000001	8/10/2012	(12.89)
50422100	DCP Exp Cap Credits	UZ	2000000001	8/10/2012	(12.88)
50422100	DCP Exp Cap Credits	UZ	2000000001	8/10/2012	(42.64)
50422100	DCP Exp Cap Credits	UZ	2000000001	8/10/2012	(67.36)
50422100	DCP Exp Cap Credits	UZ	2000000001	8/10/2012	(281.70)
50422100	DCP Exp Cap Credits	UZ	2000000001	8/10/2012	(1.72)
50422100	DCP Exp Cap Credits	UZ	2000000001	8/10/2012	(8.70)
50422100	DCP Exp Cap Credits	UZ	2000000001	8/10/2012	(20.40)
50422100	DCP Exp Cap Credits	UZ	2000000001	8/10/2012	(26.03)
50422100	DCP Exp Cap Credits	UZ	2000000001	8/10/2012	(38.68)
50422100	DCP Exp Cap Credits	UZ	2000000001	8/10/2012	(91.35)
50422100	DCP Exp Cap Credits	UZ	2000000001	8/10/2012	(76.42)
50422100	DCP Exp Cap Credits	UZ	2000000001	8/10/2012	(36.47)
50422100	DCP Exp Cap Credits	UZ	2000000002	8/10/2012	(20.64)
50422100	DCP Exp Cap Credits	UZ	2000000001	8/10/2012	(45.40)
50422100	DCP Exp Cap Credits	UZ	2000000001	8/10/2012	(21.32)
50422100	DCP Exp Cap Credits	UZ	2000000001	8/10/2012	(6.82)
50422100	DCP Exp Cap Credits	UZ	2000000001	8/10/2012	(4.20)
50422100	DCP Exp Cap Credits	UZ	2000000002	8/10/2012	(13.65)
50422100	DCP Exp Cap Credits	UZ	2000000001	8/10/2012	(1.05)
50550000	Group Insur Expense	PA	7000000000	8/10/2012	27.62
50550000	Group Insur Expense	PA	7000000000	8/10/2012	557.90
50550000	Group Insur Expense	PA	7000000000	8/10/2012	47.88
50550000	Group Insur Expense	PA	7000000000	8/10/2012	429.52
50550000	Group Insur Expense	PA	7000000000	8/10/2012	593.68
50550000	Group Insur Expense	PA	7000000000	8/10/2012	107.49
50550000	Group Insur Expense	PA	7000000000	8/10/2012	17.11
50550000	Group Insur Expense	PA	7000000000	8/10/2012	239.72
50550000	Group Insur Expense	PA	7000000000	8/10/2012	387.54
50550000	Group Insur Expense	PA	7000000000	8/10/2012	49.29
50550000	Group Insur Expense	PA	7000000000	8/10/2012	278.74
50550000	Group Insur Expense	PA	7000000000	8/10/2012	195.29
50550000	Group Insur Expense	PA	7000000000	8/10/2012	190.58
50550000	Group Insur Expense	PA	7000000000	8/10/2012	12.32

## Kentucky American Water Company

Case No. 2012-00520

Response to PSC DR1, Item 31

Account	Description	Doc Type	Document Number	Posting Date	Amount
50550000	Group Insur Expense	PA	7000000000	8/10/2012	460.84
50550000	Group Insur Expense	PA	7000000000	8/10/2012	1,826.24
50550000	Group Insur Expense	PA	7000000000	8/10/2012	115.20
50550000	Group Insur Expense	PA	7000000000	8/10/2012	1,241.97
50550000	Group Insur Expense	PA	7000000000	8/10/2012	359.84
50550000	Group Insur Expense	PA	7000000000	8/10/2012	21.18
50550000	Group Insur Expense	PA	7000000000	8/10/2012	177.41
50550000	Group Insur Expense	PA	7000000000	8/10/2012	169.36
50550000	Group Insur Expense	PA	7000000000	8/10/2012	191.56
50550000	Group Insur Expense	PA	7000000000	8/10/2012	118.26
50550000	Group Insur Expense	PA	7000000000	8/10/2012	894.74
50550000	Group Insur Expense	PA	7000000000	8/10/2012	295.50
50550000	Group Insur Expense	PA	7000000000	8/10/2012	117.92
50550000	Group Insur Expense	PA	7000000000	8/10/2012	654.20
50550000	Group Insur Expense	PA	7000000000	8/10/2012	162.29
50550000	Group Insur Expense	PA	7000000000	8/10/2012	299.72
50550000	Group Insur Expense	PA	7000000000	8/10/2012	48.71
50550000	Group Insur Expense	PA	7000000000	8/10/2012	193.52
50550000	Group Insur Expense	PA	7000000000	8/10/2012	1,625.36
50550000	Group Insur Expense	PA	7000000000	8/10/2012	3,227.10
50550000	Group Insur Expense	PA	7000000000	8/10/2012	225.64
50550000	Group Insur Expense	PA	7000000000	8/10/2012	2,595.93
50550000	Group Insur Expense	PA	7000000000	8/10/2012	919.20
50550000	Group Insur Expense	PA	7000000000	8/10/2012	352.23
50550000	Group Insur Expense	PA	7000000000	8/10/2012	722.53
50550000	Group Insur Expense	PA	7000000000	8/10/2012	820.49
50550000	Group Insur Expense	PA	7000000000	8/10/2012	1,764.89
50550000	Group Insur Expense	PA	7000000000	8/10/2012	559.51
50550000	Group Insur Expense	PA	7000000000	8/10/2012	8,276.20
50550000	Group Insur Expense	PA	7000000000	8/10/2012	259.05
50550000	Group Insur Expense	PA	7000000000	8/10/2012	966.16
50550000	Group Insur Expense	PA	7000000000	8/10/2012	247.45
50550000	Group Insur Expense	PA	7000000000	8/10/2012	59.16
50550000	Group Insur Expense	PA	7000000000	8/10/2012	128.75
50550000	Group Insur Expense	PA	7000000000	8/10/2012	947.25
50550000	Group Insur Expense	PA	7000000000	8/10/2012	32.22
50550000	Group Insur Expense	PA	7000000000	8/10/2012	89.84
50550000	Group Insur Expense	PA	7000000000	8/10/2012	223.68
50550000	Group Insur Expense	PA	7000000000	8/10/2012	4,463.50
50550000	Group Insur Expense	PA	7000000000	8/10/2012	9,117.47
50550000	Group Insur Expense	PA	7000000000	8/10/2012	298.76
50550000	Group Insur Expense	PA	7000000000	8/10/2012	219.63
50550000	Group Insur Expense	PA	7000000000	8/10/2012	274.55
50550000	Group Insur Expense	PA	7000000000	8/10/2012	61.15
50550000	Group Insur Expense	PA	7000000000	8/10/2012	1,775.23
50550000	Group Insur Expense	PA	7000000000	8/10/2012	370.24
50550000	Group Insur Expense	PA	7000000000	8/10/2012	296.90
50550000	Group Insur Expense	PA	7000000000	8/10/2012	828.27
50550000	Group Insur Expense	PA	7000000000	8/10/2012	54.81
50550000	Group Insur Expense	PA	7000000000	8/10/2012	72.66
50550000	Group Insur Expense	PA	7000000000	8/10/2012	72.70
50550000	Group Insur Expense	PA	7000000000	8/10/2012	176.17
50550000	Group Insur Expense	PA	7000000000	8/10/2012	3,072.82

Kentucky American Water Company

Case No. 2012-00520

Response to PSC DR1, Item 31

Account	Description	Doc Type	Document Number	Posting Date	Amount
50550000	Group Insur Expense	PA	7000000000	8/10/2012	116.13
50550000	Group Insur Expense	PA	7000000000	8/10/2012	30.43
50550000	Group Insur Expense	PA	7000000000	8/10/2012	116.09
50550000	Group Insur Expense	PA	7000000000	8/10/2012	516.80
50550000	Group Insur Expense	PA	7000000000	8/10/2012	51.04
50550000	Group Insur Expense	PA	7000000000	8/10/2012	1,350.51
50550000	Group Insur Expense	PA	7000000000	8/10/2012	224.93
50550000	Group Insur Expense	PA	7000000000	8/10/2012	422.06
50550000	Group Insur Expense	PA	7000000000	8/10/2012	1,317.39
50550100	Group Ins Cap Credits	UZ	2000000001	8/10/2012	(118.26)
50550100	Group Ins Cap Credits	UZ	2000000001	8/10/2012	(516.80)
50550100	Group Ins Cap Credits	UZ	2000000001	8/10/2012	(177.41)
50550100	Group Ins Cap Credits	UZ	2000000002	8/10/2012	(72.66)
50550100	Group Ins Cap Credits	UZ	2000000001	8/10/2012	(72.70)
50550100	Group Ins Cap Credits	UZ	2000000001	8/10/2012	(225.64)
50550100	Group Ins Cap Credits	UZ	2000000001	8/10/2012	(223.68)
50550100	Group Ins Cap Credits	UZ	2000000002	8/10/2012	(247.45)
50550100	Group Ins Cap Credits	UZ	2000000001	8/10/2012	(193.52)
50550100	Group Ins Cap Credits	UZ	2000000002	8/10/2012	(89.84)
50550100	Group Ins Cap Credits	UZ	2000000001	8/10/2012	(1,350.51)
50550100	Group Ins Cap Credits	UZ	2000000002	8/10/2012	(17.11)
50550100	Group Ins Cap Credits	UZ	2000000001	8/10/2012	(48.71)
50550100	Group Ins Cap Credits	UZ	2000000001	8/10/2012	(59.16)
50550100	Group Ins Cap Credits	UZ	2000000001	8/10/2012	(128.75)
50550100	Group Ins Cap Credits	UZ	2000000001	8/10/2012	(191.56)
50550100	Group Ins Cap Credits	UZ	2000000001	8/10/2012	(828.27)
50550100	Group Ins Cap Credits	UZ	2000000002	8/10/2012	(422.06)
50550100	Group Ins Cap Credits	UZ	2000000001	8/10/2012	(169.36)
50550100	Group Ins Cap Credits	UZ	2000000001	8/10/2012	(54.81)
50550100	Group Ins Cap Credits	UZ	2000000001	8/10/2012	(224.93)
50550100	Group Ins Cap Credits	UZ	2000000002	8/10/2012	(722.53)
50550100	Group Ins Cap Credits	UZ	2000000001	8/10/2012	(51.04)
50550100	Group Ins Cap Credits	UZ	2000000002	8/10/2012	(107.49)
50550100	Group Ins Cap Credits	UZ	2000000001	8/10/2012	(116.09)
50550100	Group Ins Cap Credits	UZ	2000000001	8/10/2012	(30.43)
50550100	Group Ins Cap Credits	UZ	2000000001	8/10/2012	(49.29)
50550100	Group Ins Cap Credits	UZ	2000000001	8/10/2012	(190.58)
50550100	Group Ins Cap Credits	UZ	2000000002	8/10/2012	(12.32)
50550100	Group Ins Cap Credits	UZ	2000000002	8/10/2012	(429.52)
51510000	Purchased Power	ZN	5000000458	8/10/2012	838.35
51510000	Purchased Power	ZN	5000000458	8/10/2012	3,760.10
51510000	Purchased Power	ZN	5000000458	8/10/2012	53.78
51510000	Purchased Power	ZN	5000000458	8/10/2012	7,425.52
52000000	M&S Expense (O&M)	WA	5000000438	8/10/2012	2,080.99
52000000	M&S Expense (O&M)	WA	5000000439	8/10/2012	(468.01)
52000000	M&S Expense (O&M)	WA	5000000439	8/10/2012	(402.44)
52000000	M&S Expense (O&M)	WA	5000000439	8/10/2012	(44.63)
52000000	M&S Expense (O&M)	WA	5000000439	8/10/2012	(23.16)
52000000	M&S Expense (O&M)	WA	5000000440	8/10/2012	468.01
52000000	M&S Expense (O&M)	WA	5000000440	8/10/2012	402.44
52000000	M&S Expense (O&M)	WA	5000000440	8/10/2012	44.63
52000000	M&S Expense (O&M)	WA	5000000440	8/10/2012	23.16
52000000	M&S Expense (O&M)	WA	5000000441	8/10/2012	402.44

## Kentucky American Water Company

Case No. 2012-00520

Response to PSC DR1, Item 31

Account	Description	Doc Type	Document Number	Posting Date	Amount
52000000	M&S Expense (O&M)	WA	5000000441	8/10/2012	44.63
52000000	M&S Expense (O&M)	WA	5000000441	8/10/2012	23.16
52000000	M&S Expense (O&M)	WA	5000000442	8/10/2012	(276.20)
52000000	M&S Expense (O&M)	WA	5000000442	8/10/2012	(81.25)
52000000	M&S Expense (O&M)	WA	5000000442	8/10/2012	(78.32)
52000000	M&S Expense (O&M)	WA	5000000442	8/10/2012	(150.76)
52000000	M&S Expense (O&M)	WA	5000000442	8/10/2012	(38.18)
52000000	M&S Expense (O&M)	WA	5000000442	8/10/2012	(118.05)
52000000	M&S Expense (O&M)	WA	5000000443	8/10/2012	(1,133.80)
52000000	M&S Expense (O&M)	WA	5000000444	8/10/2012	1,133.80
52000000	M&S Expense (O&M)	WA	5000000445	8/10/2012	195.71
52000000	M&S Expense (O&M)	WA	5000000445	8/10/2012	325.32
52000000	M&S Expense (O&M)	WA	5000000445	8/10/2012	178.52
52000000	M&S Expense (O&M)	WA	5000000445	8/10/2012	378.89
52000000	M&S Expense (O&M)	WA	5000000445	8/10/2012	48.82
52000000	M&S Expense (O&M)	WA	5000000445	8/10/2012	86.08
52000000	M&S Expense (O&M)	WA	5000000446	8/10/2012	1,120.47
52000000	M&S Expense (O&M)	WA	5000000446	8/10/2012	2,240.93
52000000	M&S Expense (O&M)	WA	5000000446	8/10/2012	2,012.52
52000000	M&S Expense (O&M)	WA	5000000461	8/10/2012	121.50
52000000	M&S Expense (O&M)	WA	5000000462	8/10/2012	1,120.47
52000000	M&S Expense (O&M)	WA	5000000462	8/10/2012	2,240.93
52000000	M&S Expense (O&M)	WA	5000000463	8/10/2012	753.82
52000000	M&S Expense (O&M)	WA	5000000463	8/10/2012	223.15
52000000	M&S Expense (O&M)	WA	5000000463	8/10/2012	406.65
52000000	M&S Expense (O&M)	WA	5000000464	8/10/2012	6,286.57
52000000	M&S Expense (O&M)	WA	5000000464	8/10/2012	6,842.57
52000000	M&S Expense (O&M)	WA	5000000465	8/10/2012	187.03
52000000	M&S Expense (O&M)	WA	5000000465	8/10/2012	490.81
52000000	M&S Expense (O&M)	WA	5000000465	8/10/2012	226.96
52000000	M&S Expense (O&M)	WA	5000000465	8/10/2012	89.64
52000000	M&S Expense (O&M)	WA	5000000465	8/10/2012	50.29
52000000	M&S Expense (O&M)	WA	5000000465	8/10/2012	5.37
52000000	M&S Expense (O&M)	WA	5000000465	8/10/2012	8.76
52000000	M&S Expense (O&M)	WA	5000000465	8/10/2012	33.04
52000000	M&S Expense (O&M)	UZ	2000000001	8/10/2012	(120.97)
52000000	M&S Expense (O&M)	UZ	2000000001	8/10/2012	(775.69)
52000000	M&S Expense (O&M)	UZ	2000000001	8/10/2012	512.64
52000000	M&S Expense (O&M)	UZ	2000000001	8/10/2012	425.60
52000000	M&S Expense (O&M)	UZ	2000000001	8/10/2012	(938.24)
52000000	M&S Expense (O&M)	UZ	2000000002	8/10/2012	(470.23)
52000000	M&S Expense (O&M)	UZ	2000000001	8/10/2012	(79.38)
52000000	M&S Expense (O&M)	UZ	2000000001	8/10/2012	350.06
52000000	M&S Expense (O&M)	UZ	2000000002	8/10/2012	392.70
52000000	M&S Expense (O&M)	UZ	2000000001	8/10/2012	(3,556.04)
52000000	M&S Expense (O&M)	UZ	2000000001	8/10/2012	(3,031.22)
52000000	M&S Expense (O&M)	UZ	2000000001	8/10/2012	121.50
52000000	M&S Expense (O&M)	UZ	2000000001	8/10/2012	1,255.30
52000000	M&S Expense (O&M)	UZ	2000000002	8/10/2012	(121.50)
52000000	M&S Expense (O&M)	UZ	2000000001	8/10/2012	(1,133.80)
52000000	M&S Expense (O&M)	UZ	2000000002	8/10/2012	(2,080.99)
52000000	M&S Expense (O&M)	UZ	2000000001	8/10/2012	(2,279.00)
52000000	M&S Expense (O&M)	UZ	2000000001	8/10/2012	(452.59)

## Kentucky American Water Company

Case No. 2012-00520

Response to PSC DR1, Item 31

Account	Description	Doc Type	Document Number	Posting Date	Amount
52000000	M&S Expense (O&M)	UZ	2000000001	8/10/2012	(19.67)
52000000	M&S Expense (O&M)	UZ	2000000001	8/10/2012	19.67
52500000	Misc Expense (O&M)	UZ	2000000001	8/10/2012	(5,281.45)
52500000	Misc Expense (O&M)	UZ	2000000002	8/10/2012	(1,154.34)
52532000	Electricity	ZN	5000000458	8/10/2012	11.14
52532000	Electricity	ZN	5000000458	8/10/2012	32.94
52548000	Heating Oil/Gas	ZN	5000000458	8/10/2012	30.42
52574000	Telephone	ZC	9400000217	8/10/2012	74.16
52574000	Telephone	ZC	9400000217	8/10/2012	49.97
52574000	Telephone	ZC	9400000217	8/10/2012	773.38
52574000	Telephone	ZC	9400000217	8/10/2012	2,046.65
52574000	Telephone	ZC	9400000217	8/10/2012	797.55
52574000	Telephone	ZC	9400000220	8/10/2012	(17.72)
52574000	Telephone	ZC	9400000220	8/10/2012	(15.21)
52574000	Telephone	ZC	9400000220	8/10/2012	3,076.87
52574000	Telephone	ZC	9400000220	8/10/2012	586.80
52574000	Telephone	ZC	9400000220	8/10/2012	(18.25)
52574000	Telephone	ZC	9400000220	8/10/2012	293.40
52574000	Telephone	ZC	9400000220	8/10/2012	0.78
52574000	Telephone	ZC	9400000220	8/10/2012	334.25
52574000	Telephone	ZC	9400000220	8/10/2012	159.52
52574000	Telephone	ZC	9400000220	8/10/2012	50.02
52574000	Telephone	ZC	9400000221	8/10/2012	2,396.79
52574000	Telephone	ZC	9400000221	8/10/2012	26.38
52574000	Telephone	ZC	9400000221	8/10/2012	122.50
52574100	Cell Phone	ZC	9400000218	8/10/2012	214.13
52574100	Cell Phone	ZC	9400000218	8/10/2012	93.27
52574100	Cell Phone	ZC	9400000220	8/10/2012	132.06
52574100	Cell Phone	ZC	9400000220	8/10/2012	431.90
52574100	Cell Phone	ZC	9400000220	8/10/2012	70.91
52574100	Cell Phone	ZC	9400000220	8/10/2012	77.67
52574100	Cell Phone	ZC	9400000220	8/10/2012	2,346.65
52574100	Cell Phone	ZC	9400000220	8/10/2012	388.66
52574100	Cell Phone	ZC	9400000220	8/10/2012	65.39
52574100	Cell Phone	ZC	9400000220	8/10/2012	238.49
52574100	Cell Phone	ZC	9400000220	8/10/2012	276.64
52574100	Cell Phone	ZC	9400000220	8/10/2012	68.73
52574100	Cell Phone	ZC	9400000220	8/10/2012	911.28
52574100	Cell Phone	ZC	9400000220	8/10/2012	9.52
52574100	Cell Phone	ZC	9400000221	8/10/2012	91.17
53150000	Contr Svc-Other	UZ	2000000002	8/10/2012	(1,625.00)
53150000	Contr Svc-Other	UZ	2000000001	8/10/2012	(1,678.95)
55010500	Trans Reimb EE Prsnl	PA	7000000000	8/10/2012	499.50
57010000	Uncoll Accts Exp	ZA	9400000168	8/10/2012	(133.24)
57010000	Uncoll Accts Exp	ZA	9400000168	8/10/2012	(641.05)
68533000	FICA	PA	7000000000	8/10/2012	149.93
68533000	FICA	PA	7000000000	8/10/2012	28.90
68533000	FICA	PA	7000000000	8/10/2012	19.00
68533000	FICA	PA	7000000000	8/10/2012	156.76
68533000	FICA	PA	7000000000	8/10/2012	111.68
68533000	FICA	PA	7000000000	8/10/2012	27.96
68533000	FICA	PA	7000000000	8/10/2012	5.02
68533000	FICA	PA	7000000000	8/10/2012	85.68

## Kentucky American Water Company

Case No. 2012-00520

Response to PSC DR1, Item 31

Account	Description	Doc Type	Document Number	Posting Date	Amount
68533000	FICA	PA	7000000000	8/10/2012	98.57
68533000	FICA	PA	7000000000	8/10/2012	11.96
68533000	FICA	PA	7000000000	8/10/2012	64.40
68533000	FICA	PA	7000000000	8/10/2012	83.48
68533000	FICA	PA	7000000000	8/10/2012	48.34
68533000	FICA	PA	7000000000	8/10/2012	3.00
68533000	FICA	PA	7000000000	8/10/2012	139.64
68533000	FICA	PA	7000000000	8/10/2012	16.96
68533000	FICA	PA	7000000000	8/10/2012	16.99
68533000	FICA	PA	7000000000	8/10/2012	30.90
68533000	FICA	PA	7000000000	8/10/2012	508.20
68533000	FICA	PA	7000000000	8/10/2012	99.20
68533000	FICA	PA	7000000000	8/10/2012	36.73
68533000	FICA	PA	7000000000	8/10/2012	24.50
68533000	FICA	PA	7000000000	8/10/2012	53.41
68533000	FICA	PA	7000000000	8/10/2012	50.53
68533000	FICA	PA	7000000000	8/10/2012	10.96
68533000	FICA	PA	7000000000	8/10/2012	251.91
68533000	FICA	PA	7000000000	8/10/2012	59.85
68533000	FICA	PA	7000000000	8/10/2012	19.56
68533000	FICA	PA	7000000000	8/10/2012	165.82
68533000	FICA	PA	7000000000	8/10/2012	44.91
68533000	FICA	PA	7000000000	8/10/2012	118.32
68533000	FICA	PA	7000000000	8/10/2012	11.83
68533000	FICA	PA	7000000000	8/10/2012	59.19
68533000	FICA	PA	7000000000	8/10/2012	936.86
68533000	FICA	PA	7000000000	8/10/2012	531.11
68533000	FICA	PA	7000000000	8/10/2012	874.28
68533000	FICA	PA	7000000000	8/10/2012	76.04
68533000	FICA	PA	7000000000	8/10/2012	796.24
68533000	FICA	PA	7000000000	8/10/2012	312.67
68533000	FICA	PA	7000000000	8/10/2012	299.32
68533000	FICA	PA	7000000000	8/10/2012	629.00
68533000	FICA	PA	7000000000	8/10/2012	150.35
68533000	FICA	PA	7000000000	8/10/2012	3,327.89
68533000	FICA	PA	7000000000	8/10/2012	148.14
68533000	FICA	PA	7000000000	8/10/2012	566.40
68533000	FICA	PA	7000000000	8/10/2012	9.46
68533000	FICA	PA	7000000000	8/10/2012	474.82
68533000	FICA	PA	7000000000	8/10/2012	597.28
68533000	FICA	PA	7000000000	8/10/2012	8.98
68533000	FICA	PA	7000000000	8/10/2012	96.86
68533000	FICA	PA	7000000000	8/10/2012	113.91
68533000	FICA	PA	7000000000	8/10/2012	90.58
68533000	FICA	PA	7000000000	8/10/2012	63.31
68533000	FICA	PA	7000000000	8/10/2012	1,494.68
68533000	FICA	PA	7000000000	8/10/2012	2,964.63
68533000	FICA	PA	7000000000	8/10/2012	36.36
68533000	FICA	PA	7000000000	8/10/2012	28.81
68533000	FICA	PA	7000000000	8/10/2012	183.79
68533000	FICA	PA	7000000000	8/10/2012	107.90
68533000	FICA	PA	7000000000	8/10/2012	61.66
68533000	FICA	PA	7000000000	8/10/2012	77.10

## Kentucky American Water Company

Case No. 2012-00520

Response to PSC DR1, Item 31

Account	Description	Doc Type	Document Number	Posting Date	Amount
68533000	FICA	PA	7000000000	8/10/2012	241.73
68533000	FICA	PA	7000000000	8/10/2012	74.80
68533000	FICA	PA	7000000000	8/10/2012	241.46
68533000	FICA	PA	7000000000	8/10/2012	40.98
68533000	FICA	PA	7000000000	8/10/2012	69.43
68533000	FICA	PA	7000000000	8/10/2012	894.46
68533000	FICA	PA	7000000000	8/10/2012	525.64
68533000	FICA	PA	7000000000	8/10/2012	88.25
68533000	FICA	PA	7000000000	8/10/2012	38.98
68533000	FICA	PA	7000000000	8/10/2012	16.27
68533000	FICA	PA	7000000000	8/10/2012	36.06
68533000	FICA	PA	7000000000	8/10/2012	178.31
68533000	FICA	PA	7000000000	8/10/2012	13.92
68533000	FICA	PA	7000000000	8/10/2012	152.43
68533000	FICA	PA	7000000000	8/10/2012	504.61
68533000	FICA	PA	7000000015	8/10/2012	51.28
68533100	FICA Cap Credits	UZ	2000000002	8/10/2012	(24.50)
68533100	FICA Cap Credits	UZ	2000000001	8/10/2012	(178.31)
68533100	FICA Cap Credits	UZ	2000000002	8/10/2012	(36.73)
68533100	FICA Cap Credits	UZ	2000000002	8/10/2012	(16.96)
68533100	FICA Cap Credits	UZ	2000000001	8/10/2012	(16.99)
68533100	FICA Cap Credits	UZ	2000000001	8/10/2012	(76.04)
68533100	FICA Cap Credits	UZ	2000000002	8/10/2012	(63.31)
68533100	FICA Cap Credits	UZ	2000000001	8/10/2012	(90.58)
68533100	FICA Cap Credits	UZ	2000000001	8/10/2012	(59.19)
68533100	FICA Cap Credits	UZ	2000000001	8/10/2012	(96.86)
68533100	FICA Cap Credits	UZ	2000000001	8/10/2012	(525.64)
68533100	FICA Cap Credits	UZ	2000000001	8/10/2012	(5.02)
68533100	FICA Cap Credits	UZ	2000000002	8/10/2012	(11.83)
68533100	FICA Cap Credits	UZ	2000000001	8/10/2012	(28.81)
68533100	FICA Cap Credits	UZ	2000000001	8/10/2012	(36.36)
68533100	FICA Cap Credits	UZ	2000000001	8/10/2012	(53.41)
68533100	FICA Cap Credits	UZ	2000000001	8/10/2012	(241.46)
68533100	FICA Cap Credits	UZ	2000000002	8/10/2012	(152.43)
68533100	FICA Cap Credits	UZ	2000000001	8/10/2012	(50.53)
68533100	FICA Cap Credits	UZ	2000000002	8/10/2012	(40.98)
68533100	FICA Cap Credits	UZ	2000000001	8/10/2012	(88.25)
68533100	FICA Cap Credits	UZ	2000000002	8/10/2012	(183.79)
68533100	FICA Cap Credits	UZ	2000000001	8/10/2012	(13.92)
68533100	FICA Cap Credits	UZ	2000000001	8/10/2012	(27.96)
68533100	FICA Cap Credits	UZ	2000000001	8/10/2012	(36.06)
68533100	FICA Cap Credits	UZ	2000000001	8/10/2012	(16.27)
68533100	FICA Cap Credits	UZ	2000000002	8/10/2012	(11.96)
68533100	FICA Cap Credits	UZ	2000000001	8/10/2012	(48.34)
68533100	FICA Cap Credits	UZ	2000000002	8/10/2012	(3.00)
68533100	FICA Cap Credits	UZ	2000000001	8/10/2012	(111.68)
68535000	SUTA	PA	7000000000	8/10/2012	0.02
68535000	SUTA	PA	7000000000	8/10/2012	0.02
68535000	SUTA	PA	7000000000	8/10/2012	(0.02)
68535000	SUTA	PA	7000000000	8/10/2012	0.01
68535000	SUTA	PA	7000000000	8/10/2012	0.01
68535000	SUTA	PA	7000000000	8/10/2012	52.32
68535000	SUTA	PA	7000000000	8/10/2012	42.34



## Kentucky American Water Company

Case No. 2012-00520

Response to PSC DR1, Item 31

Account	Description	Doc Type	Document Number	Posting Date	Amount
68535000	SUTA	PA	7000000000	8/10/2012	0.36
68535000	SUTA	PA	7000000000	8/10/2012	34.04
68535100	SUTA Cap Credits	UZ	2000000001	8/10/2012	0.02
88107000	CAP Move-CWIP	UZ	2000000003	8/10/2012	24.50
88107000	CAP Move-CWIP	UZ	2000000003	8/10/2012	118.26
88107000	CAP Move-CWIP	UZ	2000000003	8/10/2012	1.72
88107000	CAP Move-CWIP	UZ	2000000004	8/10/2012	344.48
88107000	CAP Move-CWIP	UZ	2000000003	8/10/2012	64.72
88107000	CAP Move-CWIP	UZ	2000000003	8/10/2012	120.97
88107000	CAP Move-CWIP	UZ	2000000003	8/10/2012	12.88
88107000	CAP Move-CWIP	UZ	2000000003	8/10/2012	516.80
88107000	CAP Move-CWIP	UZ	2000000003	8/10/2012	2,441.40
88107000	CAP Move-CWIP	UZ	2000000004	8/10/2012	775.69
88107000	CAP Move-CWIP	UZ	2000000004	8/10/2012	178.31
88107000	CAP Move-CWIP	UZ	2000000003	8/10/2012	470.23
88107000	CAP Move-CWIP	UZ	2000000003	8/10/2012	(425.60)
88107000	CAP Move-CWIP	UZ	2000000004	8/10/2012	(512.64)
88107000	CAP Move-CWIP	UZ	2000000004	8/10/2012	938.24
88107000	CAP Move-CWIP	UZ	2000000003	8/10/2012	516.72
88107000	CAP Move-CWIP	UZ	2000000003	8/10/2012	177.41
88107000	CAP Move-CWIP	UZ	2000000003	8/10/2012	2.59
88107000	CAP Move-CWIP	UZ	2000000004	8/10/2012	36.73
88107000	CAP Move-CWIP	UZ	2000000003	8/10/2012	9.81
88107000	CAP Move-CWIP	UZ	2000000003	8/10/2012	16.96
88107000	CAP Move-CWIP	UZ	2000000004	8/10/2012	72.66
88107000	CAP Move-CWIP	UZ	2000000004	8/10/2012	245.40
88107000	CAP Move-CWIP	UZ	2000000004	8/10/2012	12.89
88107000	CAP Move-CWIP	UZ	2000000003	8/10/2012	9.81
88107000	CAP Move-CWIP	UZ	2000000003	8/10/2012	12.89
88107000	CAP Move-CWIP	UZ	2000000003	8/10/2012	245.40
88107000	CAP Move-CWIP	UZ	2000000003	8/10/2012	16.99
88107000	CAP Move-CWIP	UZ	2000000003	8/10/2012	72.70
88107000	CAP Move-CWIP	UZ	2000000003	8/10/2012	75.28
88107000	CAP Move-CWIP	UZ	2000000003	8/10/2012	1,026.43
88107000	CAP Move-CWIP	UZ	2000000004	8/10/2012	25.66
88107000	CAP Move-CWIP	UZ	2000000004	8/10/2012	223.38
88107000	CAP Move-CWIP	UZ	2000000003	8/10/2012	79.38
88107000	CAP Move-CWIP	UZ	2000000003	8/10/2012	223.68
88107000	CAP Move-CWIP	UZ	2000000003	8/10/2012	11.54
88107000	CAP Move-CWIP	UZ	2000000003	8/10/2012	881.00
88107000	CAP Move-CWIP	UZ	2000000003	8/10/2012	12.88
88107000	CAP Move-CWIP	UZ	2000000004	8/10/2012	(392.70)
88107000	CAP Move-CWIP	UZ	2000000004	8/10/2012	63.31
88107000	CAP Move-CWIP	UZ	2000000004	8/10/2012	(350.06)
88107000	CAP Move-CWIP	UZ	2000000003	8/10/2012	90.58
88107000	CAP Move-CWIP	UZ	2000000003	8/10/2012	1,230.88
88107000	CAP Move-CWIP	UZ	2000000004	8/10/2012	247.45
88107000	CAP Move-CWIP	UZ	2000000004	8/10/2012	25.92
88107000	CAP Move-CWIP	UZ	2000000003	8/10/2012	3,031.22
88107000	CAP Move-CWIP	UZ	2000000003	8/10/2012	3,556.04
88107000	CAP Move-CWIP	UZ	2000000003	8/10/2012	32.50
88107000	CAP Move-CWIP	UZ	2000000003	8/10/2012	42.64
88107000	CAP Move-CWIP	UZ	2000000003	8/10/2012	59.19

## Kentucky American Water Company

Case No. 2012-00520

Response to PSC DR1, Item 31

Account	Description	Doc Type	Document Number	Posting Date	Amount
88107000	CAP Move-CWIP	UZ	2000000003	8/10/2012	812.50
88107000	CAP Move-CWIP	UZ	2000000004	8/10/2012	193.52
88107000	CAP Move-CWIP	UZ	2000000003	8/10/2012	51.31
88107000	CAP Move-CWIP	UZ	2000000003	8/10/2012	89.84
88107000	CAP Move-CWIP	UZ	2000000004	8/10/2012	96.86
88107000	CAP Move-CWIP	UZ	2000000004	8/10/2012	1,283.52
88107000	CAP Move-CWIP	UZ	2000000004	8/10/2012	67.36
88107000	CAP Move-CWIP	UZ	2000000003	8/10/2012	(1,242.74)
88107000	CAP Move-CWIP	UZ	2000000004	8/10/2012	(120.28)
88107000	CAP Move-CWIP	UZ	2000000004	8/10/2012	120.28
88107000	CAP Move-CWIP	UZ	2000000003	8/10/2012	520.38
88107000	CAP Move-CWIP	UZ	2000000003	8/10/2012	278.88
88107000	CAP Move-CWIP	UZ	2000000003	8/10/2012	348.77
88107000	CAP Move-CWIP	UZ	2000000003	8/10/2012	1,337.00
88107000	CAP Move-CWIP	UZ	2000000003	8/10/2012	6,723.21
88107000	CAP Move-CWIP	UZ	2000000004	8/10/2012	236.04
88107000	CAP Move-CWIP	UZ	2000000003	8/10/2012	17.11
88107000	CAP Move-CWIP	UZ	2000000003	8/10/2012	1.72
88107000	CAP Move-CWIP	UZ	2000000003	8/10/2012	69.08
88107000	CAP Move-CWIP	UZ	2000000004	8/10/2012	2.22
88107000	CAP Move-CWIP	UZ	2000000004	8/10/2012	5.02
88107000	CAP Move-CWIP	UZ	2000000003	8/10/2012	6.63
88107000	CAP Move-CWIP	UZ	2000000003	8/10/2012	8.70
88107000	CAP Move-CWIP	UZ	2000000003	8/10/2012	11.83
88107000	CAP Move-CWIP	UZ	2000000004	8/10/2012	165.69
88107000	CAP Move-CWIP	UZ	2000000004	8/10/2012	48.71
88107000	CAP Move-CWIP	UZ	2000000003	8/10/2012	149.78
88107000	CAP Move-CWIP	UZ	2000000003	8/10/2012	238.88
88107000	CAP Move-CWIP	UZ	2000000003	8/10/2012	20.40
88107000	CAP Move-CWIP	UZ	2000000003	8/10/2012	59.16
88107000	CAP Move-CWIP	UZ	2000000003	8/10/2012	11.49
88107000	CAP Move-CWIP	UZ	2000000004	8/10/2012	28.81
88107000	CAP Move-CWIP	UZ	2000000003	8/10/2012	25.09
88107000	CAP Move-CWIP	UZ	2000000003	8/10/2012	346.43
88107000	CAP Move-CWIP	UZ	2000000003	8/10/2012	17.96
88107000	CAP Move-CWIP	UZ	2000000003	8/10/2012	3.05
88107000	CAP Move-CWIP	UZ	2000000004	8/10/2012	88.84
88107000	CAP Move-CWIP	UZ	2000000003	8/10/2012	736.80
88107000	CAP Move-CWIP	UZ	2000000003	8/10/2012	53.41
88107000	CAP Move-CWIP	UZ	2000000003	8/10/2012	38.68
88107000	CAP Move-CWIP	UZ	2000000003	8/10/2012	191.56
88107000	CAP Move-CWIP	UZ	2000000003	8/10/2012	91.35
88107000	CAP Move-CWIP	UZ	2000000003	8/10/2012	60.56
88107000	CAP Move-CWIP	UZ	2000000003	8/10/2012	828.27
88107000	CAP Move-CWIP	UZ	2000000003	8/10/2012	64.13
88107000	CAP Move-CWIP	UZ	2000000004	8/10/2012	241.46
88107000	CAP Move-CWIP	UZ	2000000004	8/10/2012	3,312.00
88107000	CAP Move-CWIP	UZ	2000000004	8/10/2012	(0.02)
88107000	CAP Move-CWIP	UZ	2000000003	8/10/2012	107.47
88107000	CAP Move-CWIP	UZ	2000000003	8/10/2012	105.18
88107000	CAP Move-CWIP	UZ	2000000003	8/10/2012	43.79
88107000	CAP Move-CWIP	UZ	2000000003	8/10/2012	291.22
88107000	CAP Move-CWIP	UZ	2000000004	8/10/2012	782.32

## Kentucky American Water Company

Case No. 2012-00520

Response to PSC DR1, Item 31

Account	Description	Doc Type	Document Number	Posting Date	Amount
88107000	CAP Move-CWIP	UZ	2000000004	8/10/2012	52.73
88107000	CAP Move-CWIP	UZ	2000000004	8/10/2012	1,638.79
88107000	CAP Move-CWIP	UZ	2000000003	8/10/2012	34.87
88107000	CAP Move-CWIP	UZ	2000000003	8/10/2012	116.86
88107000	CAP Move-CWIP	UZ	2000000003	8/10/2012	4.44
88107000	CAP Move-CWIP	UZ	2000000003	8/10/2012	97.80
88107000	CAP Move-CWIP	UZ	2000000004	8/10/2012	381.54
88107000	CAP Move-CWIP	UZ	2000000004	8/10/2012	25.16
88107000	CAP Move-CWIP	UZ	2000000003	8/10/2012	2,080.99
88107000	CAP Move-CWIP	UZ	2000000003	8/10/2012	54.81
88107000	CAP Move-CWIP	UZ	2000000003	8/10/2012	545.40
88107000	CAP Move-CWIP	UZ	2000000003	8/10/2012	40.98
88107000	CAP Move-CWIP	UZ	2000000003	8/10/2012	76.78
88107000	CAP Move-CWIP	UZ	2000000003	8/10/2012	17.96
88107000	CAP Move-CWIP	UZ	2000000003	8/10/2012	32.31
88107000	CAP Move-CWIP	UZ	2000000003	8/10/2012	195.69
88107000	CAP Move-CWIP	UZ	2000000004	8/10/2012	1,239.18
88107000	CAP Move-CWIP	UZ	2000000003	8/10/2012	39.50
88107000	CAP Move-CWIP	UZ	2000000003	8/10/2012	159.90
88107000	CAP Move-CWIP	UZ	2000000003	8/10/2012	37.45
88107000	CAP Move-CWIP	UZ	2000000003	8/10/2012	628.60
88107000	CAP Move-CWIP	UZ	2000000004	8/10/2012	2,813.08
88107000	CAP Move-CWIP	UZ	2000000003	8/10/2012	1,004.28
88107000	CAP Move-CWIP	UZ	2000000004	8/10/2012	4,594.86
88107000	CAP Move-CWIP	UZ	2000000003	8/10/2012	10.52
88107000	CAP Move-CWIP	UZ	2000000003	8/10/2012	44.40
88107000	CAP Move-CWIP	UZ	2000000003	8/10/2012	12.11
88107000	CAP Move-CWIP	UZ	2000000004	8/10/2012	157.04
88107000	CAP Move-CWIP	UZ	2000000004	8/10/2012	0.26
88107000	CAP Move-CWIP	UZ	2000000003	8/10/2012	27.96
88107000	CAP Move-CWIP	UZ	2000000003	8/10/2012	9.65
88107000	CAP Move-CWIP	UZ	2000000003	8/10/2012	107.49
88107000	CAP Move-CWIP	UZ	2000000003	8/10/2012	386.88
88107000	CAP Move-CWIP	UZ	2000000003	8/10/2012	494.97
88107000	CAP Move-CWIP	UZ	2000000003	8/10/2012	36.06
88107000	CAP Move-CWIP	UZ	2000000003	8/10/2012	116.09
88107000	CAP Move-CWIP	UZ	2000000003	8/10/2012	21.32
88107000	CAP Move-CWIP	UZ	2000000004	8/10/2012	18.47
88107000	CAP Move-CWIP	UZ	2000000003	8/10/2012	16.27
88107000	CAP Move-CWIP	UZ	2000000003	8/10/2012	6.82
88107000	CAP Move-CWIP	UZ	2000000004	8/10/2012	7.42
88107000	CAP Move-CWIP	UZ	2000000004	8/10/2012	30.43
88107000	CAP Move-CWIP	UZ	2000000004	8/10/2012	218.68
88107000	CAP Move-CWIP	UZ	2000000004	8/10/2012	2,279.00
88107000	CAP Move-CWIP	UZ	2000000004	8/10/2012	1,625.00
88107000	CAP Move-CWIP	UZ	2000000003	8/10/2012	1,678.95
88107000	CAP Move-CWIP	UZ	2000000004	8/10/2012	452.59
88107000	CAP Move-CWIP	UZ	2000000003	8/10/2012	9.33
88107000	CAP Move-CWIP	UZ	2000000003	8/10/2012	129.85
88107000	CAP Move-CWIP	UZ	2000000003	8/10/2012	3.28
88107000	CAP Move-CWIP	UZ	2000000003	8/10/2012	38.45
88107000	CAP Move-CWIP	UZ	2000000003	8/10/2012	1.68
88107000	CAP Move-CWIP	UZ	2000000003	8/10/2012	48.34

## Kentucky American Water Company

Case No. 2012-00520

Response to PSC DR1, Item 31

Account	Description	Doc Type	Document Number	Posting Date	Amount
88107000	CAP Move-CWIP	UZ	2000000003	8/10/2012	10.26
88107000	CAP Move-CWIP	UZ	2000000003	8/10/2012	670.78
88107000	CAP Move-CWIP	UZ	2000000004	8/10/2012	13.65
88107000	CAP Move-CWIP	UZ	2000000004	8/10/2012	190.58
88107000	CAP Move-CWIP	UZ	2000000003	8/10/2012	1.05
88107000	CAP Move-CWIP	UZ	2000000003	8/10/2012	0.54
88107000	CAP Move-CWIP	UZ	2000000003	8/10/2012	41.62
88107000	CAP Move-CWIP	UZ	2000000003	8/10/2012	12.32
88107000	CAP Move-CWIP	UZ	2000000003	8/10/2012	3.00
88107000	CAP Move-CWIP	UZ	2000000004	8/10/2012	(19.67)
88107000	CAP Move-CWIP	UZ	2000000004	8/10/2012	19.67
88107000	CAP Move-CWIP	UZ	2000000003	8/10/2012	38.72
88107000	CAP Move-CWIP	UZ	2000000003	8/10/2012	1,547.52
88107000	CAP Move-CWIP	UZ	2000000003	8/10/2012	111.68
88107000	CAP Move-CWIP	UZ	2000000003	8/10/2012	429.52
88257100	CAP Move-RWIP	UZ	2000000003	8/10/2012	0.76
88257100	CAP Move-RWIP	UZ	2000000003	8/10/2012	2.26
88257100	CAP Move-RWIP	UZ	2000000003	8/10/2012	0.26
88257100	CAP Move-RWIP	UZ	2000000004	8/10/2012	10.37
88257100	CAP Move-RWIP	UZ	2000000003	8/10/2012	(1.22)
88257100	CAP Move-RWIP	UZ	2000000003	8/10/2012	(12.56)
88257100	CAP Move-RWIP	UZ	2000000004	8/10/2012	1.22
88257100	CAP Move-RWIP	UZ	2000000003	8/10/2012	5.26
88257100	CAP Move-RWIP	UZ	2000000003	8/10/2012	2.82
88257100	CAP Move-RWIP	UZ	2000000003	8/10/2012	67.91
88257100	CAP Move-RWIP	UZ	2000000003	8/10/2012	3.52
88257100	CAP Move-RWIP	UZ	2000000003	8/10/2012	2.38
88257100	CAP Move-RWIP	UZ	2000000004	8/10/2012	13.51
88257100	CAP Move-RWIP	UZ	2000000003	8/10/2012	11.27
88257100	CAP Move-RWIP	UZ	2000000003	8/10/2012	8.07
88257100	CAP Move-RWIP	UZ	2000000003	8/10/2012	155.64
88257100	CAP Move-RWIP	UZ	2000000003	8/10/2012	39.91
88257100	CAP Move-RWIP	UZ	2000000003	8/10/2012	1.37
88257100	CAP Move-RWIP	UZ	2000000003	8/10/2012	48.28
88257100	CAP Move-RWIP	UZ	2000000003	8/10/2012	351.48
88257100	CAP Move-RWIP	UZ	2000000003	8/10/2012	130.84
88257100	CAP Move-RWIP	UZ	2000000003	8/10/2012	23.69
88257100	CAP Move-RWIP	UZ	2000000004	8/10/2012	47.25
88257100	CAP Move-RWIP	UZ	2000000004	8/10/2012	19.68
88257100	CAP Move-RWIP	UZ	2000000004	8/10/2012	736.27
88257100	CAP Move-RWIP	UZ	2000000003	8/10/2012	52.50
88257100	CAP Move-RWIP	UZ	2000000003	8/10/2012	11.31
88257100	CAP Move-RWIP	UZ	2000000003	8/10/2012	43.94
88257100	CAP Move-RWIP	UZ	2000000004	8/10/2012	15.66
88257100	CAP Move-RWIP	UZ	2000000004	8/10/2012	171.42
88257100	CAP Move-RWIP	UZ	2000000004	8/10/2012	2.00
88257100	CAP Move-RWIP	UZ	2000000003	8/10/2012	2.68
88257100	CAP Move-RWIP	UZ	2000000003	8/10/2012	185.16
88257100	CAP Move-RWIP	UZ	2000000003	8/10/2012	29.24
88257100	CAP Move-RWIP	UZ	2000000004	8/10/2012	4.83
88257100	CAP Move-RWIP	UZ	2000000004	8/10/2012	11.47
88257100	CAP Move-RWIP	UZ	2000000003	8/10/2012	5.90
88257100	CAP Move-RWIP	UZ	2000000003	8/10/2012	23.89

## Kentucky American Water Company

Case No. 2012-00520

Response to PSC DR1, Item 31

Account	Description	Doc Type	Document Number	Posting Date	Amount
88257100	CAP Move-RWIP	UZ	2000000004	8/10/2012	5.60
88257100	CAP Move-RWIP	UZ	2000000004	8/10/2012	93.93
88257100	CAP Move-RWIP	UZ	2000000004	8/10/2012	420.35
88257100	CAP Move-RWIP	UZ	2000000003	8/10/2012	150.06
88257100	CAP Move-RWIP	UZ	2000000003	8/10/2012	686.59
88257100	CAP Move-RWIP	UZ	2000000003	8/10/2012	1.81
88257100	CAP Move-RWIP	UZ	2000000003	8/10/2012	6.64
88257100	CAP Move-RWIP	UZ	2000000003	8/10/2012	1.57
88257100	CAP Move-RWIP	UZ	2000000003	8/10/2012	23.47
88257100	CAP Move-RWIP	UZ	2000000003	8/10/2012	0.04
88257100	CAP Move-RWIP	UZ	2000000003	8/10/2012	0.92
88257100	CAP Move-RWIP	UZ	2000000003	8/10/2012	36.63
88257100	CAP Move-RWIP	UZ	2000000004	8/10/2012	2.63
88257100	CAP Move-RWIP	UZ	2000000004	8/10/2012	0.48
88257100	CAP Move-RWIP	UZ	2000000004	8/10/2012	10.84
88900000	CAP Move-Settlement	UZ	2000000003	8/10/2012	(344.48)
88900000	CAP Move-Settlement	UZ	2000000003	8/10/2012	(24.50)
88900000	CAP Move-Settlement	UZ	2000000004	8/10/2012	(1.72)
88900000	CAP Move-Settlement	UZ	2000000004	8/10/2012	(118.26)
88900000	CAP Move-Settlement	UZ	2000000003	8/10/2012	(2,441.40)
88900000	CAP Move-Settlement	UZ	2000000003	8/10/2012	(120.97)
88900000	CAP Move-Settlement	UZ	2000000003	8/10/2012	(775.69)
88900000	CAP Move-Settlement	UZ	2000000003	8/10/2012	(178.31)
88900000	CAP Move-Settlement	UZ	2000000004	8/10/2012	(12.88)
88900000	CAP Move-Settlement	UZ	2000000004	8/10/2012	(64.72)
88900000	CAP Move-Settlement	UZ	2000000004	8/10/2012	(516.80)
88900000	CAP Move-Settlement	UZ	2000000003	8/10/2012	(470.23)
88900000	CAP Move-Settlement	UZ	2000000003	8/10/2012	512.64
88900000	CAP Move-Settlement	UZ	2000000003	8/10/2012	(938.24)
88900000	CAP Move-Settlement	UZ	2000000004	8/10/2012	425.60
88900000	CAP Move-Settlement	UZ	2000000003	8/10/2012	(516.72)
88900000	CAP Move-Settlement	UZ	2000000003	8/10/2012	(2.59)
88900000	CAP Move-Settlement	UZ	2000000004	8/10/2012	(177.41)
88900000	CAP Move-Settlement	UZ	2000000004	8/10/2012	(36.73)
88900000	CAP Move-Settlement	UZ	2000000003	8/10/2012	(72.66)
88900000	CAP Move-Settlement	UZ	2000000003	8/10/2012	(245.40)
88900000	CAP Move-Settlement	UZ	2000000003	8/10/2012	(9.81)
88900000	CAP Move-Settlement	UZ	2000000003	8/10/2012	(16.96)
88900000	CAP Move-Settlement	UZ	2000000004	8/10/2012	(12.89)
88900000	CAP Move-Settlement	UZ	2000000003	8/10/2012	(72.70)
88900000	CAP Move-Settlement	UZ	2000000004	8/10/2012	(245.40)
88900000	CAP Move-Settlement	UZ	2000000004	8/10/2012	(16.99)
88900000	CAP Move-Settlement	UZ	2000000004	8/10/2012	(9.81)
88900000	CAP Move-Settlement	UZ	2000000004	8/10/2012	(12.89)
88900000	CAP Move-Settlement	UZ	2000000003	8/10/2012	(225.64)
88900000	CAP Move-Settlement	UZ	2000000003	8/10/2012	(1,036.80)
88900000	CAP Move-Settlement	UZ	2000000004	8/10/2012	(76.04)
88900000	CAP Move-Settlement	UZ	2000000004	8/10/2012	(25.92)
88900000	CAP Move-Settlement	UZ	2000000003	8/10/2012	(79.38)
88900000	CAP Move-Settlement	UZ	2000000003	8/10/2012	(11.54)
88900000	CAP Move-Settlement	UZ	2000000003	8/10/2012	(881.00)
88900000	CAP Move-Settlement	UZ	2000000003	8/10/2012	392.70
88900000	CAP Move-Settlement	UZ	2000000003	8/10/2012	350.06

Kentucky American Water Company  
Case No. 2012-00520  
Response to PSC DR1, Item 31

Account	Description	Doc Type	Document Number	Posting Date	Amount
88900000	CAP Move-Settlement	UZ	2000000003	8/10/2012	(63.31)
88900000	CAP Move-Settlement	UZ	2000000004	8/10/2012	(12.88)
88900000	CAP Move-Settlement	UZ	2000000004	8/10/2012	(223.68)
88900000	CAP Move-Settlement	UZ	2000000003	8/10/2012	(25.92)
88900000	CAP Move-Settlement	UZ	2000000003	8/10/2012	(1,230.88)
88900000	CAP Move-Settlement	UZ	2000000004	8/10/2012	(90.58)
88900000	CAP Move-Settlement	UZ	2000000004	8/10/2012	(247.45)
88900000	CAP Move-Settlement	UZ	2000000003	8/10/2012	(3,556.04)
88900000	CAP Move-Settlement	UZ	2000000004	8/10/2012	(3,031.22)
88900000	CAP Move-Settlement	UZ	2000000003	8/10/2012	(32.50)
88900000	CAP Move-Settlement	UZ	2000000003	8/10/2012	(812.50)
88900000	CAP Move-Settlement	UZ	2000000003	8/10/2012	(59.19)
88900000	CAP Move-Settlement	UZ	2000000003	8/10/2012	(42.64)
88900000	CAP Move-Settlement	UZ	2000000004	8/10/2012	(193.52)
88900000	CAP Move-Settlement	UZ	2000000003	8/10/2012	(96.86)
88900000	CAP Move-Settlement	UZ	2000000003	8/10/2012	(67.36)
88900000	CAP Move-Settlement	UZ	2000000004	8/10/2012	(89.84)
88900000	CAP Move-Settlement	UZ	2000000004	8/10/2012	(1,283.52)
88900000	CAP Move-Settlement	UZ	2000000004	8/10/2012	(51.31)
88900000	CAP Move-Settlement	UZ	2000000003	8/10/2012	1,255.30
88900000	CAP Move-Settlement	UZ	2000000003	8/10/2012	121.50
88900000	CAP Move-Settlement	UZ	2000000003	8/10/2012	(121.50)
88900000	CAP Move-Settlement	UZ	2000000003	8/10/2012	(1,350.51)
88900000	CAP Move-Settlement	UZ	2000000003	8/10/2012	(281.70)
88900000	CAP Move-Settlement	UZ	2000000003	8/10/2012	(352.29)
88900000	CAP Move-Settlement	UZ	2000000004	8/10/2012	(6,791.12)
88900000	CAP Move-Settlement	UZ	2000000004	8/10/2012	(238.42)
88900000	CAP Move-Settlement	UZ	2000000004	8/10/2012	(525.64)
88900000	CAP Move-Settlement	UZ	2000000003	8/10/2012	(17.11)
88900000	CAP Move-Settlement	UZ	2000000003	8/10/2012	(5.02)
88900000	CAP Move-Settlement	UZ	2000000003	8/10/2012	(69.08)
88900000	CAP Move-Settlement	UZ	2000000004	8/10/2012	(1.72)
88900000	CAP Move-Settlement	UZ	2000000004	8/10/2012	(2.22)
88900000	CAP Move-Settlement	UZ	2000000003	8/10/2012	(11.83)
88900000	CAP Move-Settlement	UZ	2000000003	8/10/2012	(48.71)
88900000	CAP Move-Settlement	UZ	2000000003	8/10/2012	(6.63)
88900000	CAP Move-Settlement	UZ	2000000003	8/10/2012	(8.70)
88900000	CAP Move-Settlement	UZ	2000000004	8/10/2012	(165.69)
88900000	CAP Move-Settlement	UZ	2000000003	8/10/2012	(238.88)
88900000	CAP Move-Settlement	UZ	2000000003	8/10/2012	(11.49)
88900000	CAP Move-Settlement	UZ	2000000003	8/10/2012	(59.16)
88900000	CAP Move-Settlement	UZ	2000000003	8/10/2012	(149.78)
88900000	CAP Move-Settlement	UZ	2000000003	8/10/2012	(20.40)
88900000	CAP Move-Settlement	UZ	2000000004	8/10/2012	(28.81)
88900000	CAP Move-Settlement	UZ	2000000003	8/10/2012	(4.42)
88900000	CAP Move-Settlement	UZ	2000000004	8/10/2012	(36.36)
88900000	CAP Move-Settlement	UZ	2000000004	8/10/2012	(128.75)
88900000	CAP Move-Settlement	UZ	2000000004	8/10/2012	(502.07)
88900000	CAP Move-Settlement	UZ	2000000004	8/10/2012	(26.03)
88900000	CAP Move-Settlement	UZ	2000000003	8/10/2012	(191.56)
88900000	CAP Move-Settlement	UZ	2000000003	8/10/2012	(38.68)
88900000	CAP Move-Settlement	UZ	2000000003	8/10/2012	(53.41)
88900000	CAP Move-Settlement	UZ	2000000003	8/10/2012	(736.80)

Kentucky American Water Company  
Case No. 2012-00520  
Response to PSC DR1, Item 31

Account	Description	Doc Type	Document Number	Posting Date	Amount
88900000	CAP Move-Settlement	UZ	2000000003	8/10/2012	0.02
88900000	CAP Move-Settlement	UZ	2000000003	8/10/2012	(241.46)
88900000	CAP Move-Settlement	UZ	2000000003	8/10/2012	(60.56)
88900000	CAP Move-Settlement	UZ	2000000003	8/10/2012	(3,312.00)
88900000	CAP Move-Settlement	UZ	2000000003	8/10/2012	(91.35)
88900000	CAP Move-Settlement	UZ	2000000003	8/10/2012	(64.13)
88900000	CAP Move-Settlement	UZ	2000000004	8/10/2012	(828.27)
88900000	CAP Move-Settlement	UZ	2000000003	8/10/2012	(2,375.06)
88900000	CAP Move-Settlement	UZ	2000000003	8/10/2012	(155.75)
88900000	CAP Move-Settlement	UZ	2000000003	8/10/2012	(422.06)
88900000	CAP Move-Settlement	UZ	2000000003	8/10/2012	(152.43)
88900000	CAP Move-Settlement	UZ	2000000004	8/10/2012	(63.47)
88900000	CAP Move-Settlement	UZ	2000000004	8/10/2012	(1,133.80)
88900000	CAP Move-Settlement	UZ	2000000004	8/10/2012	(76.42)
88900000	CAP Move-Settlement	UZ	2000000003	8/10/2012	(6.44)
88900000	CAP Move-Settlement	UZ	2000000003	8/10/2012	(50.53)
88900000	CAP Move-Settlement	UZ	2000000003	8/10/2012	(169.36)
88900000	CAP Move-Settlement	UZ	2000000003	8/10/2012	(36.47)
88900000	CAP Move-Settlement	UZ	2000000003	8/10/2012	(552.96)
88900000	CAP Move-Settlement	UZ	2000000004	8/10/2012	(141.74)
88900000	CAP Move-Settlement	UZ	2000000003	8/10/2012	(40.98)
88900000	CAP Move-Settlement	UZ	2000000003	8/10/2012	(54.81)
88900000	CAP Move-Settlement	UZ	2000000004	8/10/2012	(545.40)
88900000	CAP Move-Settlement	UZ	2000000004	8/10/2012	(2,080.99)
88900000	CAP Move-Settlement	UZ	2000000003	8/10/2012	(37.14)
88900000	CAP Move-Settlement	UZ	2000000003	8/10/2012	(88.25)
88900000	CAP Move-Settlement	UZ	2000000004	8/10/2012	(1,424.34)
88900000	CAP Move-Settlement	UZ	2000000004	8/10/2012	(20.64)
88900000	CAP Move-Settlement	UZ	2000000004	8/10/2012	(224.93)
88900000	CAP Move-Settlement	UZ	2000000003	8/10/2012	(183.79)
88900000	CAP Move-Settlement	UZ	2000000003	8/10/2012	(43.05)
88900000	CAP Move-Settlement	UZ	2000000003	8/10/2012	(45.40)
88900000	CAP Move-Settlement	UZ	2000000003	8/10/2012	(3,233.43)
88900000	CAP Move-Settlement	UZ	2000000004	8/10/2012	(722.53)
88900000	CAP Move-Settlement	UZ	2000000003	8/10/2012	(1,154.34)
88900000	CAP Move-Settlement	UZ	2000000003	8/10/2012	(5,281.45)
88900000	CAP Move-Settlement	UZ	2000000003	8/10/2012	(13.92)
88900000	CAP Move-Settlement	UZ	2000000003	8/10/2012	(51.04)
88900000	CAP Move-Settlement	UZ	2000000003	8/10/2012	(12.09)
88900000	CAP Move-Settlement	UZ	2000000003	8/10/2012	(0.30)
88900000	CAP Move-Settlement	UZ	2000000003	8/10/2012	(180.51)
88900000	CAP Move-Settlement	UZ	2000000003	8/10/2012	(27.96)
88900000	CAP Move-Settlement	UZ	2000000003	8/10/2012	(107.49)
88900000	CAP Move-Settlement	UZ	2000000003	8/10/2012	(386.88)
88900000	CAP Move-Settlement	UZ	2000000003	8/10/2012	(9.65)
88900000	CAP Move-Settlement	UZ	2000000003	8/10/2012	(21.32)
88900000	CAP Move-Settlement	UZ	2000000004	8/10/2012	(36.06)
88900000	CAP Move-Settlement	UZ	2000000004	8/10/2012	(116.09)
88900000	CAP Move-Settlement	UZ	2000000004	8/10/2012	(494.97)
88900000	CAP Move-Settlement	UZ	2000000004	8/10/2012	(18.47)
88900000	CAP Move-Settlement	UZ	2000000003	8/10/2012	(16.27)
88900000	CAP Move-Settlement	UZ	2000000003	8/10/2012	(218.68)
88900000	CAP Move-Settlement	UZ	2000000003	8/10/2012	(6.82)

## Kentucky American Water Company

Case No. 2012-00520

Response to PSC DR1, Item 31

Account	Description	Doc Type	Document Number	Posting Date	Amount
88900000	CAP Move-Settlement	UZ	2000000003	8/10/2012	(7.42)
88900000	CAP Move-Settlement	UZ	2000000004	8/10/2012	(30.43)
88900000	CAP Move-Settlement	UZ	2000000003	8/10/2012	(1,625.00)
88900000	CAP Move-Settlement	UZ	2000000003	8/10/2012	(2,279.00)
88900000	CAP Move-Settlement	UZ	2000000003	8/10/2012	(452.59)
88900000	CAP Move-Settlement	UZ	2000000003	8/10/2012	(1,678.95)
88900000	CAP Move-Settlement	UZ	2000000003	8/10/2012	(11.96)
88900000	CAP Move-Settlement	UZ	2000000003	8/10/2012	(4.20)
88900000	CAP Move-Settlement	UZ	2000000003	8/10/2012	(2.16)
88900000	CAP Move-Settlement	UZ	2000000003	8/10/2012	(49.29)
88900000	CAP Move-Settlement	UZ	2000000004	8/10/2012	(166.48)
88900000	CAP Move-Settlement	UZ	2000000003	8/10/2012	(190.58)
88900000	CAP Move-Settlement	UZ	2000000003	8/10/2012	(670.78)
88900000	CAP Move-Settlement	UZ	2000000003	8/10/2012	(48.34)
88900000	CAP Move-Settlement	UZ	2000000003	8/10/2012	(10.26)
88900000	CAP Move-Settlement	UZ	2000000003	8/10/2012	(13.65)
88900000	CAP Move-Settlement	UZ	2000000003	8/10/2012	(19.67)
88900000	CAP Move-Settlement	UZ	2000000003	8/10/2012	19.67
88900000	CAP Move-Settlement	UZ	2000000003	8/10/2012	(41.62)
88900000	CAP Move-Settlement	UZ	2000000003	8/10/2012	(1.05)
88900000	CAP Move-Settlement	UZ	2000000004	8/10/2012	(3.00)
88900000	CAP Move-Settlement	UZ	2000000004	8/10/2012	(12.32)
88900000	CAP Move-Settlement	UZ	2000000004	8/10/2012	(0.54)
88900000	CAP Move-Settlement	UZ	2000000003	8/10/2012	(429.52)
88900000	CAP Move-Settlement	UZ	2000000003	8/10/2012	(38.72)
88900000	CAP Move-Settlement	UZ	2000000003	8/10/2012	(1,547.52)
88900000	CAP Move-Settlement	UZ	2000000003	8/10/2012	(111.68)
52000000	M&S Expense (O&M)	WA	5000000471	8/11/2012	50.25
52000000	M&S Expense (O&M)	WA	5000000471	8/11/2012	613.51
52000000	M&S Expense (O&M)	WA	5000000471	8/11/2012	170.22
52000000	M&S Expense (O&M)	WA	5000000471	8/11/2012	268.91
52000000	M&S Expense (O&M)	WA	5000000471	8/11/2012	100.59
52000000	M&S Expense (O&M)	WA	5000000471	8/11/2012	16.52
52562000	Office Supplies	WE	5000000472	8/12/2012	238.12
40111000	Res Sales Billed	ZA	9400000216	8/13/2012	(11,280.68)
40111000	Res Sales Billed	ZA	9400000216	8/13/2012	(15,896.43)
40111000	Res Sales Billed	ZA	9400000216	8/13/2012	(258,001.08)
40121000	Com Sales Billed	ZA	9400000216	8/13/2012	(39.22)
40121000	Com Sales Billed	ZA	9400000216	8/13/2012	(3,502.12)
40121000	Com Sales Billed	ZA	9400000216	8/13/2012	(96,500.06)
40145000	Priv Fire Billed	ZA	9400000216	8/13/2012	(6,149.76)
40151000	Publ Auth Billed	ZA	9400000216	8/13/2012	(21.64)
40151000	Publ Auth Billed	ZA	9400000216	8/13/2012	(280.69)
40151000	Publ Auth Billed	ZA	9400000216	8/13/2012	(668.39)
40161000	Sls/Rsle Billed	ZA	9400000216	8/13/2012	(238.52)
40171000	Misc Sales Billed	ZA	9400000216	8/13/2012	(25.05)
40211000	Dom WW Svc Billed	ZA	9400000216	8/13/2012	(66.71)
40310400	OthRev-NSF Ck Chrg	ZA	9400000216	8/13/2012	(12.00)
40310400	OthRev-NSF Ck Chrg	ZA	9400000216	8/13/2012	(96.00)
40310500	OthRev-Appl/InitFee	ZA	9400000216	8/13/2012	(52.00)
40310500	OthRev-Appl/InitFee	ZA	9400000216	8/13/2012	(130.00)
40310500	OthRev-Appl/InitFee	ZA	9400000216	8/13/2012	(2,758.00)
40310500	OthRev-Appl/InitFee	ZA	9400000216	8/13/2012	(78.00)



## Kentucky American Water Company

Case No. 2012-00520

Response to PSC DR1, Item 31

Account	Description	Doc Type	Document Number	Posting Date	Amount
40310700	OthRev-Reconnct Fee	ZA	9400000216	8/13/2012	(78.00)
40310700	OthRev-Reconnct Fee	ZA	9400000216	8/13/2012	(494.00)
51110000	Waste Disposal	ZN	5000000477	8/13/2012	1,068.11
51510000	Purchased Power	ZN	5000000477	8/13/2012	786.39
51510000	Purchased Power	ZN	5000000477	8/13/2012	3,157.84
51510000	Purchased Power	ZN	5000000477	8/13/2012	136.05
51510000	Purchased Power	ZN	5000000477	8/13/2012	34,105.24
51510000	Purchased Power	ZN	5000000479	8/13/2012	2,325.90
52000000	M&S Expense (O&M)	WA	5000000480	8/13/2012	106.16
52000000	M&S Expense (O&M)	WA	5000000480	8/13/2012	40.28
52000000	M&S Expense (O&M)	WA	5000000480	8/13/2012	38.52
52000000	M&S Expense (O&M)	WA	5000000480	8/13/2012	44.63
52000000	M&S Expense (O&M)	WA	5000000481	8/13/2012	(24.58)
52000000	M&S Expense (O&M)	WA	5000000482	8/13/2012	539.80
52000000	M&S Expense (O&M)	WA	5000000483	8/13/2012	45.93
52000000	M&S Expense (O&M)	WA	5000000484	8/13/2012	707.21
52000000	M&S Expense (O&M)	WA	5000000484	8/13/2012	86.77
52527000	Directors Fees	ZF	5000000476	8/13/2012	3,333.33
52532000	Electricity	ZN	5000000477	8/13/2012	1,495.06
52532000	Electricity	ZN	5000000477	8/13/2012	29.11
52532000	Electricity	ZN	5000000477	8/13/2012	6,780.38
52532000	Electricity	ZN	5000000477	8/13/2012	30.61
52532000	Electricity	ZN	5000000477	8/13/2012	22.40
52532000	Electricity	ZN	5000000477	8/13/2012	111.29
52532000	Electricity	ZN	5000000477	8/13/2012	23.19
52532000	Electricity	ZN	5000000477	8/13/2012	35.41
52532000	Electricity	ZN	5000000477	8/13/2012	10.11
52532000	Electricity	ZN	5000000479	8/13/2012	21.21
52548000	Heating Oil/Gas	ZN	5000000477	8/13/2012	79.44
52548000	Heating Oil/Gas	ZN	5000000477	8/13/2012	546.40
52548000	Heating Oil/Gas	ZN	5000000477	8/13/2012	267.75
57010000	Uncoll Accts Exp	ZA	9400000216	8/13/2012	(109.77)
40111000	Res Sales Billed	ZA	9400000222	8/14/2012	232.42
40111000	Res Sales Billed	ZA	9400000222	8/14/2012	(7.24)
40111000	Res Sales Billed	ZA	9400000222	8/14/2012	(29.73)
40111000	Res Sales Billed	ZA	9400000222	8/14/2012	(115,911.05)
40121000	Com Sales Billed	ZA	9400000222	8/14/2012	(63,455.97)
40131000	Ind Sales Billed	ZA	9400000222	8/14/2012	(7,341.03)
40145000	Priv Fire Billed	ZA	9400000222	8/14/2012	(4,589.63)
40151000	Publ Auth Billed	ZA	9400000222	8/14/2012	(8,827.38)
40171000	Misc Sales Billed	ZA	9400000222	8/14/2012	(34.16)
40211000	Dom WW Svc Billed	ZA	9400000222	8/14/2012	(6.45)
40310400	OthRev-NSF Ck Chrg	ZA	9400000222	8/14/2012	(12.00)
40310400	OthRev-NSF Ck Chrg	ZA	9400000222	8/14/2012	(12.00)
40310500	OthRev-Appl/InitFee	ZA	9400000222	8/14/2012	(78.00)
40310500	OthRev-Appl/InitFee	ZA	9400000222	8/14/2012	(26.00)
40310500	OthRev-Appl/InitFee	ZA	9400000222	8/14/2012	(2,288.00)
40310700	OthRev-Reconnct Fee	ZA	9400000222	8/14/2012	(676.00)
50100000	Labor Expense	PA	7000000016	8/14/2012	461.40
50100000	Labor Expense	PA	7000000017	8/14/2012	461.40
52000000	M&S Expense (O&M)	WA	5000000486	8/14/2012	5,791.49
52000000	M&S Expense (O&M)	WA	5000000487	8/14/2012	256.95
52000000	M&S Expense (O&M)	WA	5000000487	8/14/2012	734.57

Kentucky American Water Company  
Case No. 2012-00520  
Response to PSC DR1, Item 31

Account	Description	Doc Type	Document Number	Posting Date	Amount
52000000	M&S Expense (O&M)	WA	5000000487	8/14/2012	97.79
52000000	M&S Expense (O&M)	WA	5000000487	8/14/2012	173.83
52000000	M&S Expense (O&M)	WA	5000000487	8/14/2012	91.35
52000000	M&S Expense (O&M)	WA	5000000487	8/14/2012	38.18
52000000	M&S Expense (O&M)	WA	5000000487	8/14/2012	74.95
52000000	M&S Expense (O&M)	WA	5000000487	8/14/2012	162.66
52000000	M&S Expense (O&M)	WA	5000000487	8/14/2012	89.26
52000000	M&S Expense (O&M)	WA	5000000488	8/14/2012	3,860.99
52000000	M&S Expense (O&M)	WA	5000000490	8/14/2012	790.92
52000000	M&S Expense (O&M)	WA	5000000490	8/14/2012	536.63
52000000	M&S Expense (O&M)	WA	5000000491	8/14/2012	81.33
52000000	M&S Expense (O&M)	WA	5000000491	8/14/2012	44.63
52000000	M&S Expense (O&M)	WA	5000000491	8/14/2012	74.95
52000000	M&S Expense (O&M)	WA	5000000491	8/14/2012	601.13
52000000	M&S Expense (O&M)	WA	5000000491	8/14/2012	513.90
52000000	M&S Expense (O&M)	WA	5000000492	8/14/2012	(3,860.99)
52000000	M&S Expense (O&M)	WA	5000000493	8/14/2012	3,860.99
52000000	M&S Expense (O&M)	WA	5000000497	8/14/2012	946.00
52000000	M&S Expense (O&M)	WA	5000000501	8/14/2012	(86.25)
52000000	M&S Expense (O&M)	WA	5000000501	8/14/2012	(21.42)
52000000	M&S Expense (O&M)	WA	5000000501	8/14/2012	(45.77)
52000000	M&S Expense (O&M)	WA	5000000501	8/14/2012	(91.74)
52000000	M&S Expense (O&M)	WA	5000000501	8/14/2012	(56.69)
52000000	M&S Expense (O&M)	WA	5000000501	8/14/2012	(590.16)
52000000	M&S Expense (O&M)	WA	5000000501	8/14/2012	(2,648.64)
52000000	M&S Expense (O&M)	WA	5000000502	8/14/2012	(23.61)
52000000	M&S Expense (O&M)	WA	5000000502	8/14/2012	(11.17)
52000000	M&S Expense (O&M)	WA	5000000502	8/14/2012	(478.76)
52000000	M&S Expense (O&M)	WA	5000000502	8/14/2012	(8.76)
52000000	M&S Expense (O&M)	WA	5000000502	8/14/2012	(16.52)
52000000	M&S Expense (O&M)	WA	5000000502	8/14/2012	(5.98)
52000000	M&S Expense (O&M)	WA	5000000503	8/14/2012	(457.79)
52000000	M&S Expense (O&M)	WA	5000000503	8/14/2012	(1,963.24)
52000000	M&S Expense (O&M)	WA	5000000503	8/14/2012	(709.25)
52000000	M&S Expense (O&M)	WA	5000000503	8/14/2012	(851.55)
52000000	M&S Expense (O&M)	WA	5000000503	8/14/2012	(226.32)
52000000	M&S Expense (O&M)	WA	5000000503	8/14/2012	(7.72)
52000000	M&S Expense (O&M)	WA	5000000503	8/14/2012	(244.90)
52000000	M&S Expense (O&M)	WA	5000000503	8/14/2012	(26.96)
52000000	M&S Expense (O&M)	WA	5000000503	8/14/2012	(89.64)
52000000	M&S Expense (O&M)	WA	5000000504	8/14/2012	(122.70)
52000000	M&S Expense (O&M)	WA	5000000504	8/14/2012	(56.74)
52000000	M&S Expense (O&M)	WA	5000000507	8/14/2012	45.32
52000000	M&S Expense (O&M)	WA	5000000507	8/14/2012	47.21
52000000	M&S Expense (O&M)	WA	5000000507	8/14/2012	332.05
52000000	M&S Expense (O&M)	WA	5000000508	8/14/2012	23.61
52000000	M&S Expense (O&M)	WA	5000000508	8/14/2012	11.17
52000000	M&S Expense (O&M)	WA	5000000508	8/14/2012	478.76
52000000	M&S Expense (O&M)	WA	5000000508	8/14/2012	8.76
52000000	M&S Expense (O&M)	WA	5000000508	8/14/2012	16.52
52000000	M&S Expense (O&M)	WA	5000000508	8/14/2012	5.98
52000000	M&S Expense (O&M)	WA	5000000509	8/14/2012	122.70
52000000	M&S Expense (O&M)	WA	5000000509	8/14/2012	56.74

## Kentucky American Water Company

Case No. 2012-00520

Response to PSC DR1, Item 31

Account	Description	Doc Type	Document Number	Posting Date	Amount
52000000	M&S Expense (O&M)	WA	5000000510	8/14/2012	27.91
52000000	M&S Expense (O&M)	WA	5000000510	8/14/2012	122.70
52000000	M&S Expense (O&M)	WA	5000000510	8/14/2012	56.74
52000000	M&S Expense (O&M)	WA	5000000510	8/14/2012	89.64
52000000	M&S Expense (O&M)	WA	5000000510	8/14/2012	16.52
52000000	M&S Expense (O&M)	WA	5000000511	8/14/2012	21.42
52000000	M&S Expense (O&M)	WA	5000000511	8/14/2012	141.64
52000000	M&S Expense (O&M)	WA	5000000511	8/14/2012	845.56
52000000	M&S Expense (O&M)	WA	5000000512	8/14/2012	91.74
52000000	M&S Expense (O&M)	WA	5000000512	8/14/2012	70.82
52000000	M&S Expense (O&M)	WA	5000000512	8/14/2012	281.85
52000000	M&S Expense (O&M)	WA	5000000513	8/14/2012	56.69
52000000	M&S Expense (O&M)	WA	5000000513	8/14/2012	94.43
52000000	M&S Expense (O&M)	WA	5000000513	8/14/2012	308.88
52000000	M&S Expense (O&M)	WA	5000000514	8/14/2012	43.13
52000000	M&S Expense (O&M)	WA	5000000514	8/14/2012	94.42
52000000	M&S Expense (O&M)	WA	5000000514	8/14/2012	254.83
52000000	M&S Expense (O&M)	WA	5000000515	8/14/2012	43.12
52000000	M&S Expense (O&M)	WA	5000000515	8/14/2012	141.64
52000000	M&S Expense (O&M)	WA	5000000515	8/14/2012	625.48
52000000	M&S Expense (O&M)	WA	5000000516	8/14/2012	16.52
52000000	M&S Expense (O&M)	WA	5000000516	8/14/2012	44.82
52000000	M&S Expense (O&M)	WA	5000000516	8/14/2012	25.15
52000000	M&S Expense (O&M)	WA	5000000516	8/14/2012	122.82
52000000	M&S Expense (O&M)	WA	5000000516	8/14/2012	7.72
52000000	M&S Expense (O&M)	WA	5000000516	8/14/2012	245.41
52000000	M&S Expense (O&M)	WA	5000000516	8/14/2012	122.45
52000000	M&S Expense (O&M)	WA	5000000516	8/14/2012	85.11
52000000	M&S Expense (O&M)	WA	5000000516	8/14/2012	13.48
52000000	M&S Expense (O&M)	WA	5000000516	8/14/2012	134.46
52000000	M&S Expense (O&M)	WA	5000000517	8/14/2012	30.71
52000000	M&S Expense (O&M)	WA	5000000517	8/14/2012	368.11
52000000	M&S Expense (O&M)	WA	5000000517	8/14/2012	113.48
52000000	M&S Expense (O&M)	WA	5000000517	8/14/2012	179.27
52000000	M&S Expense (O&M)	WA	5000000517	8/14/2012	50.29
52000000	M&S Expense (O&M)	WA	5000000517	8/14/2012	7.44
52000000	M&S Expense (O&M)	WA	5000000517	8/14/2012	16.52
52000000	M&S Expense (O&M)	WA	5000000518	8/14/2012	39.08
52000000	M&S Expense (O&M)	WA	5000000518	8/14/2012	122.70
52000000	M&S Expense (O&M)	WA	5000000518	8/14/2012	122.45
52000000	M&S Expense (O&M)	WA	5000000518	8/14/2012	56.74
52000000	M&S Expense (O&M)	WA	5000000518	8/14/2012	34.89
52000000	M&S Expense (O&M)	WA	5000000518	8/14/2012	89.64
52000000	M&S Expense (O&M)	WA	5000000518	8/14/2012	44.82
52000000	M&S Expense (O&M)	WA	5000000518	8/14/2012	5.37
52000000	M&S Expense (O&M)	WA	5000000518	8/14/2012	43.82
52000000	M&S Expense (O&M)	WA	5000000518	8/14/2012	16.52
52000000	M&S Expense (O&M)	UZ	2000000005	8/14/2012	24.58
52000000	M&S Expense (O&M)	UZ	2000000005	8/14/2012	(144.68)
52000000	M&S Expense (O&M)	UZ	2000000005	8/14/2012	(84.91)
52000000	M&S Expense (O&M)	UZ	2000000005	8/14/2012	(86.77)
52000000	M&S Expense (O&M)	UZ	2000000005	8/14/2012	(707.21)
52000000	M&S Expense (O&M)	UZ	2000000005	8/14/2012	(539.80)

Kentucky American Water Company  
Case No. 2012-00520  
Response to PSC DR1, Item 31

Account	Description	Doc Type	Document Number	Posting Date	Amount
52000000	M&S Expense (O&M)	UZ	2000000005	8/14/2012	(45.93)
52000000	M&S Expense (O&M)	UZ	2000000005	8/14/2012	(121.50)
52000000	M&S Expense (O&M)	UZ	2000000005	8/14/2012	(1,160.47)
52000000	M&S Expense (O&M)	UZ	2000000005	8/14/2012	(223.15)
52000000	M&S Expense (O&M)	UZ	2000000005	8/14/2012	(473.04)
52000000	M&S Expense (O&M)	UZ	2000000005	8/14/2012	(618.86)
52000000	M&S Expense (O&M)	UZ	2000000005	8/14/2012	(6,842.57)
52000000	M&S Expense (O&M)	UZ	2000000005	8/14/2012	(6,286.57)
52000000	M&S Expense (O&M)	UZ	2000000005	8/14/2012	(898.94)
52000000	M&S Expense (O&M)	UZ	2000000005	8/14/2012	(321.06)
52000000	M&S Expense (O&M)	UZ	2000000005	8/14/2012	(2,240.93)
52000000	M&S Expense (O&M)	UZ	2000000005	8/14/2012	(1,120.47)
52574000	Telephone	ZC	9400000219	8/14/2012	46.59
52574000	Telephone	ZC	9400000219	8/14/2012	330.91
52574000	Telephone	ZC	9400000219	8/14/2012	61.69
52574000	Telephone	ZC	9400000219	8/14/2012	119.69
52574000	Telephone	ZC	9400000219	8/14/2012	20.25
52574000	Telephone	ZC	9400000219	8/14/2012	1,106.09
52574100	Cell Phone	ZC	9400000219	8/14/2012	91.92
57010000	Uncoll Accts Exp	ZA	9400000222	8/14/2012	(77.65)
68533000	FICA	PA	7000000016	8/14/2012	35.29
68533000	FICA	PA	7000000017	8/14/2012	35.30
88107000	CAP Move-CWIP	UZ	2000000006	8/14/2012	144.68
88107000	CAP Move-CWIP	UZ	2000000006	8/14/2012	84.91
88107000	CAP Move-CWIP	UZ	2000000006	8/14/2012	(24.58)
88107000	CAP Move-CWIP	UZ	2000000006	8/14/2012	707.21
88107000	CAP Move-CWIP	UZ	2000000006	8/14/2012	86.77
88107000	CAP Move-CWIP	UZ	2000000006	8/14/2012	539.80
88107000	CAP Move-CWIP	UZ	2000000006	8/14/2012	45.93
88107000	CAP Move-CWIP	UZ	2000000006	8/14/2012	120.28
88107000	CAP Move-CWIP	UZ	2000000006	8/14/2012	223.15
88107000	CAP Move-CWIP	UZ	2000000006	8/14/2012	1,160.47
88107000	CAP Move-CWIP	UZ	2000000006	8/14/2012	618.86
88107000	CAP Move-CWIP	UZ	2000000006	8/14/2012	473.04
88107000	CAP Move-CWIP	UZ	2000000006	8/14/2012	6,286.57
88107000	CAP Move-CWIP	UZ	2000000006	8/14/2012	6,842.57
88107000	CAP Move-CWIP	UZ	2000000006	8/14/2012	898.94
88107000	CAP Move-CWIP	UZ	2000000006	8/14/2012	321.06
88107000	CAP Move-CWIP	UZ	2000000006	8/14/2012	1,949.61
88107000	CAP Move-CWIP	UZ	2000000006	8/14/2012	974.81
88257100	CAP Move-RWIP	UZ	2000000006	8/14/2012	1.22
88257100	CAP Move-RWIP	UZ	2000000006	8/14/2012	145.66
88257100	CAP Move-RWIP	UZ	2000000006	8/14/2012	291.32
88900000	CAP Move-Settlement	UZ	2000000006	8/14/2012	(84.91)
88900000	CAP Move-Settlement	UZ	2000000006	8/14/2012	(144.68)
88900000	CAP Move-Settlement	UZ	2000000006	8/14/2012	24.58
88900000	CAP Move-Settlement	UZ	2000000006	8/14/2012	(86.77)
88900000	CAP Move-Settlement	UZ	2000000006	8/14/2012	(707.21)
88900000	CAP Move-Settlement	UZ	2000000006	8/14/2012	(539.80)
88900000	CAP Move-Settlement	UZ	2000000006	8/14/2012	(45.93)
88900000	CAP Move-Settlement	UZ	2000000006	8/14/2012	(121.50)
88900000	CAP Move-Settlement	UZ	2000000006	8/14/2012	(1,160.47)
88900000	CAP Move-Settlement	UZ	2000000006	8/14/2012	(223.15)

Kentucky American Water Company  
Case No. 2012-00520  
Response to PSC DR1, Item 31

Account	Description	Doc Type	Document Number	Posting Date	Amount
88900000	CAP Move-Settlement	UZ	2000000006	8/14/2012	(618.86)
88900000	CAP Move-Settlement	UZ	2000000006	8/14/2012	(473.04)
88900000	CAP Move-Settlement	UZ	2000000006	8/14/2012	(6,842.57)
88900000	CAP Move-Settlement	UZ	2000000006	8/14/2012	(6,286.57)
88900000	CAP Move-Settlement	UZ	2000000006	8/14/2012	(898.94)
88900000	CAP Move-Settlement	UZ	2000000006	8/14/2012	(321.06)
88900000	CAP Move-Settlement	UZ	2000000006	8/14/2012	(1,120.47)
88900000	CAP Move-Settlement	UZ	2000000006	8/14/2012	(2,240.93)
40111000	Res Sales Billed	ZA	9400000223	8/15/2012	(37.11)
40111000	Res Sales Billed	ZA	9400000223	8/15/2012	(3.56)
40111000	Res Sales Billed	ZA	9400000223	8/15/2012	(140,012.58)
40121000	Com Sales Billed	ZA	9400000223	8/15/2012	2,950.20
40121000	Com Sales Billed	ZA	9400000223	8/15/2012	(66,337.88)
40145000	Priv Fire Billed	ZA	9400000223	8/15/2012	(4,727.69)
40151000	Publ Auth Billed	ZA	9400000223	8/15/2012	(10,095.42)
40171000	Misc Sales Billed	ZA	9400000223	8/15/2012	(748.75)
40211000	Dom WW Svc Billed	ZA	9400000223	8/15/2012	(6.91)
40211000	Dom WW Svc Billed	ZA	9400000223	8/15/2012	(49.59)
40310400	OthRev-NSF Ck Chrg	ZA	9400000223	8/15/2012	(48.00)
40310500	OthRev-Appl/InitFee	ZA	9400000223	8/15/2012	(3,146.00)
40310700	OthRev-Reconnct Fee	ZA	9400000223	8/15/2012	(988.00)
51510000	Purchased Power	ZN	5000000523	8/15/2012	40.69
51510000	Purchased Power	ZN	5000000523	8/15/2012	664.84
51510000	Purchased Power	ZN	5000000523	8/15/2012	43.83
51510000	Purchased Power	ZN	5000000523	8/15/2012	42.44
51510000	Purchased Power	ZN	5000000523	8/15/2012	2,305.05
51510000	Purchased Power	ZN	5000000523	8/15/2012	56.02
51510000	Purchased Power	ZN	5000000523	8/15/2012	38.65
51510000	Purchased Power	ZN	5000000523	8/15/2012	22.42
52000000	M&S Expense (O&M)	UZ	2000000007	8/15/2012	(1,110.79)
52000000	M&S Expense (O&M)	UZ	2000000007	8/15/2012	(1,554.75)
52000000	M&S Expense (O&M)	UZ	2000000007	8/15/2012	(645.76)
52000000	M&S Expense (O&M)	UZ	2000000007	8/15/2012	(670.18)
52000000	M&S Expense (O&M)	UZ	2000000007	8/15/2012	(966.56)
52000000	M&S Expense (O&M)	UZ	2000000007	8/15/2012	(236.06)
52000000	M&S Expense (O&M)	UZ	2000000007	8/15/2012	(373.59)
52000000	M&S Expense (O&M)	UZ	2000000007	8/15/2012	(70.82)
52000000	M&S Expense (O&M)	UZ	2000000007	8/15/2012	(377.37)
52000000	M&S Expense (O&M)	UZ	2000000007	8/15/2012	(47.21)
52000000	M&S Expense (O&M)	UZ	2000000007	8/15/2012	(1,232.55)
52000000	M&S Expense (O&M)	UZ	2000000007	8/15/2012	(236.07)
52000000	M&S Expense (O&M)	UZ	2000000007	8/15/2012	703.32
52000000	M&S Expense (O&M)	UZ	2000000007	8/15/2012	6,698.34
52000000	M&S Expense (O&M)	UZ	2000000007	8/15/2012	518.89
52000000	M&S Expense (O&M)	UZ	2000000007	8/15/2012	(7,721.98)
52000000	M&S Expense (O&M)	UZ	2000000007	8/15/2012	25.91
52000000	M&S Expense (O&M)	UZ	2000000007	8/15/2012	(518.89)
52000000	M&S Expense (O&M)	UZ	2000000007	8/15/2012	(25.91)
52000000	M&S Expense (O&M)	UZ	2000000007	8/15/2012	(290.97)
52000000	M&S Expense (O&M)	UZ	2000000007	8/15/2012	(285.06)
52000000	M&S Expense (O&M)	UZ	2000000007	8/15/2012	(612.95)
52000000	M&S Expense (O&M)	UZ	2000000007	8/15/2012	(204.99)
52000000	M&S Expense (O&M)	UZ	2000000007	8/15/2012	(101.17)

Kentucky American Water Company  
Case No. 2012-00520  
Response to PSC DR1, Item 31

Account	Description	Doc Type	Document Number	Posting Date	Amount
52000000	M&S Expense (O&M)	UZ	2000000007	8/15/2012	(212.34)
52000000	M&S Expense (O&M)	UZ	2000000007	8/15/2012	(536.63)
52000000	M&S Expense (O&M)	UZ	2000000007	8/15/2012	(790.92)
52000000	M&S Expense (O&M)	UZ	2000000007	8/15/2012	2,849.47
52000000	M&S Expense (O&M)	UZ	2000000007	8/15/2012	1,727.90
52000000	M&S Expense (O&M)	UZ	2000000007	8/15/2012	(211.00)
52000000	M&S Expense (O&M)	UZ	2000000007	8/15/2012	(554.82)
52000000	M&S Expense (O&M)	UZ	2000000007	8/15/2012	56.74
52000000	M&S Expense (O&M)	UZ	2000000007	8/15/2012	122.70
52000000	M&S Expense (O&M)	UZ	2000000007	8/15/2012	(56.74)
52000000	M&S Expense (O&M)	UZ	2000000007	8/15/2012	(122.70)
52532000	Electricity	ZN	5000000523	8/15/2012	123.73
52532000	Electricity	ZN	5000000523	8/15/2012	52.19
52532000	Electricity	ZN	5000000523	8/15/2012	37.45
52532000	Electricity	ZN	5000000523	8/15/2012	20.20
52532000	Electricity	ZN	5000000523	8/15/2012	28.40
52532000	Electricity	ZN	5000000523	8/15/2012	19.99
52532000	Electricity	ZN	5000000523	8/15/2012	20.89
52532000	Electricity	ZN	5000000523	8/15/2012	90.04
52532000	Electricity	ZN	5000000523	8/15/2012	49.43
52532000	Electricity	ZN	5000000523	8/15/2012	19.63
52532000	Electricity	ZN	5000000523	8/15/2012	32.10
52532000	Electricity	ZN	5000000523	8/15/2012	14.36
57010000	Uncoll Accts Exp	ZA	9400000223	8/15/2012	(275.42)
69063000	Def FIT-RegAsst/Liab	SI	9600000000	8/15/2012	37,714.41
69063000	Def FIT-RegAsst/Liab	SI	9600000001	8/15/2012	(300.91)
69063000	Def FIT-RegAsst/Liab	SI	9600000002	8/15/2012	2,158.75
69063000	Def FIT-RegAsst/Liab	SI	9600000002	8/15/2012	(11,029.58)
69063000	Def FIT-RegAsst/Liab	SI	9600000003	8/15/2012	(365.33)
69063000	Def FIT-RegAsst/Liab	SI	9600000004	8/15/2012	(2,750.67)
69063000	Def FIT-RegAsst/Liab	SI	9600000005	8/15/2012	(1,698.65)
69073000	Def SIT-RegAsst/Liab	SI	9600000000	8/15/2012	6,878.01
69073000	Def SIT-RegAsst/Liab	SI	9600000001	8/15/2012	(54.92)
69073000	Def SIT-RegAsst/Liab	SI	9600000002	8/15/2012	137.75
69073000	Def SIT-RegAsst/Liab	SI	9600000002	8/15/2012	(704.00)
69073000	Def SIT-RegAsst/Liab	SI	9600000003	8/15/2012	(66.67)
69073000	Def SIT-RegAsst/Liab	SI	9600000004	8/15/2012	(501.66)
69073000	Def SIT-RegAsst/Liab	SI	9600000005	8/15/2012	(309.68)
69073000	Def SIT-RegAsst/Liab	SI	9600000006	8/15/2012	(2,199.61)
69073000	Def SIT-RegAsst/Liab	SI	9600000007	8/15/2012	(1,857.42)
69522000	ITC Restored-3%	SI	9600000003	8/15/2012	(637.67)
69523000	ITC Restored-4%	SI	9600000001	8/15/2012	(525.42)
69524000	ITC Restored-10%	SI	9600000004	8/15/2012	(5,903.33)
88107000	CAP Move-CWIP	UZ	2000000008	8/15/2012	1,110.79
88107000	CAP Move-CWIP	UZ	2000000008	8/15/2012	1,554.75
88107000	CAP Move-CWIP	UZ	2000000008	8/15/2012	670.18
88107000	CAP Move-CWIP	UZ	2000000008	8/15/2012	645.76
88107000	CAP Move-CWIP	UZ	2000000008	8/15/2012	236.06
88107000	CAP Move-CWIP	UZ	2000000008	8/15/2012	966.56
88107000	CAP Move-CWIP	UZ	2000000008	8/15/2012	70.82
88107000	CAP Move-CWIP	UZ	2000000008	8/15/2012	373.59
88107000	CAP Move-CWIP	UZ	2000000008	8/15/2012	377.37
88107000	CAP Move-CWIP	UZ	2000000008	8/15/2012	47.21

## Kentucky American Water Company

Case No. 2012-00520

Response to PSC DR1, Item 31

Account	Description	Doc Type	Document Number	Posting Date	Amount
88107000	CAP Move-CWIP	UZ	2000000008	8/15/2012	236.07
88107000	CAP Move-CWIP	UZ	2000000008	8/15/2012	1,232.55
88107000	CAP Move-CWIP	UZ	2000000008	8/15/2012	(703.32)
88107000	CAP Move-CWIP	UZ	2000000008	8/15/2012	(6,698.34)
88107000	CAP Move-CWIP	UZ	2000000008	8/15/2012	5,328.16
88107000	CAP Move-CWIP	UZ	2000000008	8/15/2012	(17.88)
88107000	CAP Move-CWIP	UZ	2000000008	8/15/2012	(358.03)
88107000	CAP Move-CWIP	UZ	2000000008	8/15/2012	17.88
88107000	CAP Move-CWIP	UZ	2000000008	8/15/2012	358.03
88107000	CAP Move-CWIP	UZ	2000000008	8/15/2012	290.97
88107000	CAP Move-CWIP	UZ	2000000008	8/15/2012	285.06
88107000	CAP Move-CWIP	UZ	2000000008	8/15/2012	204.99
88107000	CAP Move-CWIP	UZ	2000000008	8/15/2012	612.95
88107000	CAP Move-CWIP	UZ	2000000008	8/15/2012	101.17
88107000	CAP Move-CWIP	UZ	2000000008	8/15/2012	212.34
88107000	CAP Move-CWIP	UZ	2000000008	8/15/2012	536.63
88107000	CAP Move-CWIP	UZ	2000000008	8/15/2012	790.92
88107000	CAP Move-CWIP	UZ	2000000008	8/15/2012	(1,727.90)
88107000	CAP Move-CWIP	UZ	2000000008	8/15/2012	(2,849.47)
88107000	CAP Move-CWIP	UZ	2000000008	8/15/2012	554.82
88107000	CAP Move-CWIP	UZ	2000000008	8/15/2012	211.00
88107000	CAP Move-CWIP	UZ	2000000008	8/15/2012	(49.36)
88107000	CAP Move-CWIP	UZ	2000000008	8/15/2012	(106.75)
88107000	CAP Move-CWIP	UZ	2000000008	8/15/2012	49.36
88107000	CAP Move-CWIP	UZ	2000000008	8/15/2012	106.75
88257100	CAP Move-RWIP	UZ	2000000008	8/15/2012	2,393.82
88257100	CAP Move-RWIP	UZ	2000000008	8/15/2012	(8.03)
88257100	CAP Move-RWIP	UZ	2000000008	8/15/2012	(160.86)
88257100	CAP Move-RWIP	UZ	2000000008	8/15/2012	8.03
88257100	CAP Move-RWIP	UZ	2000000008	8/15/2012	160.86
88257100	CAP Move-RWIP	UZ	2000000008	8/15/2012	(15.95)
88257100	CAP Move-RWIP	UZ	2000000008	8/15/2012	(7.38)
88257100	CAP Move-RWIP	UZ	2000000008	8/15/2012	7.38
88257100	CAP Move-RWIP	UZ	2000000008	8/15/2012	15.95
88900000	CAP Move-Settlement	UZ	2000000008	8/15/2012	(1,554.75)
88900000	CAP Move-Settlement	UZ	2000000008	8/15/2012	(1,110.79)
88900000	CAP Move-Settlement	UZ	2000000008	8/15/2012	(645.76)
88900000	CAP Move-Settlement	UZ	2000000008	8/15/2012	(670.18)
88900000	CAP Move-Settlement	UZ	2000000008	8/15/2012	(966.56)
88900000	CAP Move-Settlement	UZ	2000000008	8/15/2012	(236.06)
88900000	CAP Move-Settlement	UZ	2000000008	8/15/2012	(70.82)
88900000	CAP Move-Settlement	UZ	2000000008	8/15/2012	(373.59)
88900000	CAP Move-Settlement	UZ	2000000008	8/15/2012	(377.37)
88900000	CAP Move-Settlement	UZ	2000000008	8/15/2012	(47.21)
88900000	CAP Move-Settlement	UZ	2000000008	8/15/2012	(1,232.55)
88900000	CAP Move-Settlement	UZ	2000000008	8/15/2012	(236.07)
88900000	CAP Move-Settlement	UZ	2000000008	8/15/2012	703.32
88900000	CAP Move-Settlement	UZ	2000000008	8/15/2012	6,698.34
88900000	CAP Move-Settlement	UZ	2000000008	8/15/2012	25.91
88900000	CAP Move-Settlement	UZ	2000000008	8/15/2012	(7,721.98)
88900000	CAP Move-Settlement	UZ	2000000008	8/15/2012	518.89
88900000	CAP Move-Settlement	UZ	2000000008	8/15/2012	(25.91)
88900000	CAP Move-Settlement	UZ	2000000008	8/15/2012	(518.89)

Kentucky American Water Company  
Case No. 2012-00520  
Response to PSC DR1, Item 31

Account	Description	Doc Type	Document Number	Posting Date	Amount
88900000	CAP Move-Settlement	UZ	2000000008	8/15/2012	(290.97)
88900000	CAP Move-Settlement	UZ	2000000008	8/15/2012	(285.06)
88900000	CAP Move-Settlement	UZ	2000000008	8/15/2012	(204.99)
88900000	CAP Move-Settlement	UZ	2000000008	8/15/2012	(612.95)
88900000	CAP Move-Settlement	UZ	2000000008	8/15/2012	(101.17)
88900000	CAP Move-Settlement	UZ	2000000008	8/15/2012	(212.34)
88900000	CAP Move-Settlement	UZ	2000000008	8/15/2012	(536.63)
88900000	CAP Move-Settlement	UZ	2000000008	8/15/2012	(790.92)
88900000	CAP Move-Settlement	UZ	2000000008	8/15/2012	1,727.90
88900000	CAP Move-Settlement	UZ	2000000008	8/15/2012	2,849.47
88900000	CAP Move-Settlement	UZ	2000000008	8/15/2012	(554.82)
88900000	CAP Move-Settlement	UZ	2000000008	8/15/2012	(211.00)
88900000	CAP Move-Settlement	UZ	2000000008	8/15/2012	56.74
88900000	CAP Move-Settlement	UZ	2000000008	8/15/2012	122.70
88900000	CAP Move-Settlement	UZ	2000000008	8/15/2012	(122.70)
88900000	CAP Move-Settlement	UZ	2000000008	8/15/2012	(56.74)
40111000	Res Sales Billed	ZA	9400000262	8/16/2012	(121,978.77)
40111000	Res Sales Billed	ZA	9400000262	8/16/2012	(73.45)
40111000	Res Sales Billed	ZA	9400000262	8/16/2012	(12.88)
40121000	Com Sales Billed	ZA	9400000262	8/16/2012	(77,095.38)
40121000	Com Sales Billed	ZA	9400000262	8/16/2012	(2,950.50)
40131000	Ind Sales Billed	ZA	9400000262	8/16/2012	(485.02)
40145000	Priv Fire Billed	ZA	9400000262	8/16/2012	(3,025.75)
40151000	Publ Auth Billed	ZA	9400000262	8/16/2012	(41,383.06)
40310400	OthRev-NSF Ck Chrg	ZA	9400000262	8/16/2012	(72.00)
40310500	OthRev-Appl/InitFee	ZA	9400000262	8/16/2012	(52.00)
40310500	OthRev-Appl/InitFee	ZA	9400000262	8/16/2012	(1,924.00)
40310700	OthRev-Reconnct Fee	ZA	9400000262	8/16/2012	(1,066.00)
51510000	Purchased Power	KR	5000000545	8/16/2012	6,380.62
51510000	Purchased Power	KR	5000000545	8/16/2012	870.08
52000000	M&S Expense (O&M)	WA	5000000526	8/16/2012	121.49
52000000	M&S Expense (O&M)	WA	5000000527	8/16/2012	301.53
52000000	M&S Expense (O&M)	WA	5000000528	8/16/2012	2,569.50
52000000	M&S Expense (O&M)	WA	5000000528	8/16/2012	1,278.84
52000000	M&S Expense (O&M)	WA	5000000528	8/16/2012	1,274.23
52000000	M&S Expense (O&M)	WA	5000000528	8/16/2012	7,219.80
52000000	M&S Expense (O&M)	WA	5000000528	8/16/2012	5,025.31
52000000	M&S Expense (O&M)	WA	5000000528	8/16/2012	32.55
52000000	M&S Expense (O&M)	KR	5000000535	8/16/2012	305.52
52000000	M&S Expense (O&M)	WA	5000000548	8/16/2012	1,541.70
52000000	M&S Expense (O&M)	WA	5000000548	8/16/2012	5,304.44
52000000	M&S Expense (O&M)	WA	5000000548	8/16/2012	162.66
52000000	M&S Expense (O&M)	WA	5000000548	8/16/2012	89.26
52000000	M&S Expense (O&M)	WA	5000000548	8/16/2012	140.35
52000000	M&S Expense (O&M)	WA	5000000549	8/16/2012	(516.96)
52000000	M&S Expense (O&M)	UZ	2000000011	8/16/2012	(8,869.04)
52000000	M&S Expense (O&M)	UZ	2000000011	8/16/2012	(8,531.19)
52000000	M&S Expense (O&M)	UZ	2000000009	8/16/2012	(5,791.49)
52000000	M&S Expense (O&M)	UZ	2000000011	8/16/2012	(301.53)
52000000	M&S Expense (O&M)	UZ	2000000011	8/16/2012	(121.49)
52546000	Grounds Keeping	KR	5000000536	8/16/2012	155.82
52546000	Grounds Keeping	KR	5000000536	8/16/2012	37.95
52546000	Grounds Keeping	KR	5000000536	8/16/2012	53.00



Kentucky American Water Company  
Case No. 2012-00520  
Response to PSC DR1, Item 31

Account	Description	Doc Type	Document Number	Posting Date	Amount
52546000	Grounds Keeping	KR	5000000536	8/16/2012	53.00
52562500	Overnight Shippng	KR	5000000532	8/16/2012	12.46
52562500	Overnight Shippng	KR	5000000532	8/16/2012	8.93
52562500	Overnight Shippng	KR	5000000533	8/16/2012	168.43
52562500	Overnight Shippng	KR	5000000538	8/16/2012	805.21
52562500	Overnight Shippng	KR	5000000547	8/16/2012	274.33
52574100	Cell Phone	ZC	9400000224	8/16/2012	202.47
53150000	Contr Svc-Other	KR	5000000537	8/16/2012	111.30
53150000	Contr Svc-Other	KR	5000000537	8/16/2012	185.50
53150000	Contr Svc-Other	KR	5000000537	8/16/2012	118.72
53150000	Contr Svc-Other	KR	5000000537	8/16/2012	118.72
53150000	Contr Svc-Other	KR	5000000544	8/16/2012	1,160.70
53152000	Contr Svc-Lab Testng	KR	5000000534	8/16/2012	1,385.27
57010000	Uncoll Accts Exp	ZA	9400000262	8/16/2012	(60.97)
57010000	Uncoll Accts Exp	ZA	9400000262	8/16/2012	(190.62)
68520100	Tax Discounts	KR	5000000545	8/16/2012	(1,500.00)
68520100	Tax Discounts	KR	5000000545	8/16/2012	(0.04)
88107000	CAP Move-CWIP	UZ	2000000012	8/16/2012	8,869.04
88107000	CAP Move-CWIP	UZ	2000000012	8/16/2012	8,531.19
88107000	CAP Move-CWIP	UZ	2000000010	8/16/2012	5,791.49
88107000	CAP Move-CWIP	UZ	2000000012	8/16/2012	301.53
88107000	CAP Move-CWIP	UZ	2000000012	8/16/2012	83.83
88257100	CAP Move-RWIP	UZ	2000000012	8/16/2012	37.66
88900000	CAP Move-Settlement	UZ	2000000012	8/16/2012	(8,869.04)
88900000	CAP Move-Settlement	UZ	2000000012	8/16/2012	(8,531.19)
88900000	CAP Move-Settlement	UZ	2000000010	8/16/2012	(5,791.49)
88900000	CAP Move-Settlement	UZ	2000000012	8/16/2012	(301.53)
88900000	CAP Move-Settlement	UZ	2000000012	8/16/2012	(121.49)
40111000	Res Sales Billed	ZA	9400000225	8/17/2012	(7,364.46)
40111000	Res Sales Billed	ZA	9400000225	8/17/2012	(8.13)
40111000	Res Sales Billed	ZA	9400000225	8/17/2012	(93,982.10)
40121000	Com Sales Billed	ZA	9400000225	8/17/2012	(1,088.56)
40121000	Com Sales Billed	ZA	9400000225	8/17/2012	(54,647.38)
40145000	Priv Fire Billed	ZA	9400000225	8/17/2012	(2,528.28)
40151000	Publ Auth Billed	ZA	9400000225	8/17/2012	(71,836.58)
40211000	Dom WW Svc Billed	ZA	9400000225	8/17/2012	(8.06)
40310400	OthRev-NSF Ck Chrg	ZA	9400000225	8/17/2012	(108.00)
40310500	OthRev-Appl/InitFee	ZA	9400000225	8/17/2012	(130.00)
40310500	OthRev-Appl/InitFee	ZA	9400000225	8/17/2012	(858.00)
40310700	OthRev-Reconnct Fee	ZA	9400000225	8/17/2012	(416.00)
50510100	PBOP Cap Credits	UZ	2000000014	8/17/2012	(46.88)
50510100	PBOP Cap Credits	UZ	2000000014	8/17/2012	(332.27)
50510100	PBOP Cap Credits	UZ	2000000014	8/17/2012	(70.33)
50510100	PBOP Cap Credits	UZ	2000000014	8/17/2012	(33.40)
50510100	PBOP Cap Credits	UZ	2000000013	8/17/2012	(33.40)
50510100	PBOP Cap Credits	UZ	2000000014	8/17/2012	(141.11)
50510100	PBOP Cap Credits	UZ	2000000014	8/17/2012	(119.90)
50510100	PBOP Cap Credits	UZ	2000000014	8/17/2012	(167.52)
50510100	PBOP Cap Credits	UZ	2000000014	8/17/2012	(110.58)
50510100	PBOP Cap Credits	UZ	2000000013	8/17/2012	(174.69)
50510100	PBOP Cap Credits	UZ	2000000014	8/17/2012	(924.27)
50510100	PBOP Cap Credits	UZ	2000000013	8/17/2012	(22.55)
50510100	PBOP Cap Credits	UZ	2000000014	8/17/2012	(20.39)

## Kentucky American Water Company

Case No. 2012-00520

Response to PSC DR1, Item 31

Account	Description	Doc Type	Document Number	Posting Date	Amount
50510100	PBOP Cap Credits	UZ	2000000013	8/17/2012	(68.33)
50510100	PBOP Cap Credits	UZ	2000000014	8/17/2012	(100.28)
50510100	PBOP Cap Credits	UZ	2000000014	8/17/2012	(450.76)
50510100	PBOP Cap Credits	UZ	2000000013	8/17/2012	(323.25)
50510100	PBOP Cap Credits	UZ	2000000013	8/17/2012	(75.26)
50510100	PBOP Cap Credits	UZ	2000000013	8/17/2012	(74.23)
50510100	PBOP Cap Credits	UZ	2000000014	8/17/2012	(193.85)
50510100	PBOP Cap Credits	UZ	2000000014	8/17/2012	(440.07)
50510100	PBOP Cap Credits	UZ	2000000014	8/17/2012	(1.65)
50510100	PBOP Cap Credits	UZ	2000000014	8/17/2012	(52.65)
50510100	PBOP Cap Credits	UZ	2000000014	8/17/2012	(67.37)
50510100	PBOP Cap Credits	UZ	2000000014	8/17/2012	(29.76)
50510100	PBOP Cap Credits	UZ	2000000014	8/17/2012	(22.66)
50510100	PBOP Cap Credits	UZ	2000000014	8/17/2012	(91.29)
50510100	PBOP Cap Credits	UZ	2000000013	8/17/2012	(5.66)
50510100	PBOP Cap Credits	UZ	2000000013	8/17/2012	(210.62)
50610100	Pension Cap Credits	UZ	2000000014	8/17/2012	(55.19)
50610100	Pension Cap Credits	UZ	2000000014	8/17/2012	(391.11)
50610100	Pension Cap Credits	UZ	2000000014	8/17/2012	(82.78)
50610100	Pension Cap Credits	UZ	2000000014	8/17/2012	(39.31)
50610100	Pension Cap Credits	UZ	2000000013	8/17/2012	(39.31)
50610100	Pension Cap Credits	UZ	2000000013	8/17/2012	(166.10)
50610100	Pension Cap Credits	UZ	2000000014	8/17/2012	(141.14)
50610100	Pension Cap Credits	UZ	2000000013	8/17/2012	(197.19)
50610100	Pension Cap Credits	UZ	2000000014	8/17/2012	(130.16)
50610100	Pension Cap Credits	UZ	2000000013	8/17/2012	(205.62)
50610100	Pension Cap Credits	UZ	2000000013	8/17/2012	(1,087.94)
50610100	Pension Cap Credits	UZ	2000000013	8/17/2012	(26.54)
50610100	Pension Cap Credits	UZ	2000000014	8/17/2012	(23.99)
50610100	Pension Cap Credits	UZ	2000000013	8/17/2012	(80.43)
50610100	Pension Cap Credits	UZ	2000000013	8/17/2012	(118.04)
50610100	Pension Cap Credits	UZ	2000000014	8/17/2012	(530.58)
50610100	Pension Cap Credits	UZ	2000000014	8/17/2012	(380.48)
50610100	Pension Cap Credits	UZ	2000000013	8/17/2012	(88.58)
50610100	Pension Cap Credits	UZ	2000000014	8/17/2012	(87.37)
50610100	Pension Cap Credits	UZ	2000000014	8/17/2012	(228.18)
50610100	Pension Cap Credits	UZ	2000000014	8/17/2012	(518.00)
50610100	Pension Cap Credits	UZ	2000000013	8/17/2012	(1.94)
50610100	Pension Cap Credits	UZ	2000000013	8/17/2012	(61.98)
50610100	Pension Cap Credits	UZ	2000000013	8/17/2012	(79.29)
50610100	Pension Cap Credits	UZ	2000000013	8/17/2012	(35.03)
50610100	Pension Cap Credits	UZ	2000000014	8/17/2012	(26.67)
50610100	Pension Cap Credits	UZ	2000000014	8/17/2012	(107.46)
50610100	Pension Cap Credits	UZ	2000000014	8/17/2012	(6.67)
50610100	Pension Cap Credits	UZ	2000000013	8/17/2012	(247.91)
51010000	Purchased Water	KR	5000000565	8/17/2012	1,730.68
51010000	Purchased Water	KR	5000000566	8/17/2012	4,077.13
51510000	Purchased Power	KR	5000000553	8/17/2012	3,190.31
51510000	Purchased Power	KR	5000000553	8/17/2012	435.04
51510000	Purchased Power	ZN	5000000559	8/17/2012	20.80
52000000	M&S Expense (O&M)	WA	5000000550	8/17/2012	(149.91)
52000000	M&S Expense (O&M)	KR	5000000551	8/17/2012	155.17
52000000	M&S Expense (O&M)	UZ	2000000013	8/17/2012	(5,393.70)

## Kentucky American Water Company

Case No. 2012-00520

Response to PSC DR1, Item 31

Account	Description	Doc Type	Document Number	Posting Date	Amount
52000000	M&S Expense (O&M)	UZ	200000013	8/17/2012	149.91
52000000	M&S Expense (O&M)	UZ	200000014	8/17/2012	(1,844.71)
52000000	M&S Expense (O&M)	UZ	200000014	8/17/2012	516.96
52532000	Electricity	ZN	5000000559	8/17/2012	22.01
53150016	Contr Svc-Other AG	KR	5000000555	8/17/2012	49.18
53150016	Contr Svc-Other AG	KR	5000000555	8/17/2012	16.32
53150016	Contr Svc-Other AG	KR	5000000555	8/17/2012	3.73
53150016	Contr Svc-Other AG	KR	5000000555	8/17/2012	12.07
53151016	Contr Svc-Temp EE AG	KR	5000000570	8/17/2012	826.80
55000100	Trans Cap Credits	UZ	2000000013	8/17/2012	(6.89)
55000100	Trans Cap Credits	UZ	2000000013	8/17/2012	(48.83)
55000100	Trans Cap Credits	UZ	2000000013	8/17/2012	(10.33)
55000100	Trans Cap Credits	UZ	2000000013	8/17/2012	(4.91)
55000100	Trans Cap Credits	UZ	2000000014	8/17/2012	(4.91)
55000100	Trans Cap Credits	UZ	2000000013	8/17/2012	(20.74)
55000100	Trans Cap Credits	UZ	2000000014	8/17/2012	(17.62)
55000100	Trans Cap Credits	UZ	2000000013	8/17/2012	(24.62)
55000100	Trans Cap Credits	UZ	2000000014	8/17/2012	(16.25)
55000100	Trans Cap Credits	UZ	2000000014	8/17/2012	(25.67)
55000100	Trans Cap Credits	UZ	2000000014	8/17/2012	(135.82)
55000100	Trans Cap Credits	UZ	2000000014	8/17/2012	(3.31)
55000100	Trans Cap Credits	UZ	2000000014	8/17/2012	(3.00)
55000100	Trans Cap Credits	UZ	2000000014	8/17/2012	(10.04)
55000100	Trans Cap Credits	UZ	2000000014	8/17/2012	(14.74)
55000100	Trans Cap Credits	UZ	2000000013	8/17/2012	(66.24)
55000100	Trans Cap Credits	UZ	2000000013	8/17/2012	(47.50)
55000100	Trans Cap Credits	UZ	2000000013	8/17/2012	(11.06)
55000100	Trans Cap Credits	UZ	2000000013	8/17/2012	(10.91)
55000100	Trans Cap Credits	UZ	2000000013	8/17/2012	(28.49)
55000100	Trans Cap Credits	UZ	2000000014	8/17/2012	(64.67)
55000100	Trans Cap Credits	UZ	2000000013	8/17/2012	(0.24)
55000100	Trans Cap Credits	UZ	2000000014	8/17/2012	(7.74)
55000100	Trans Cap Credits	UZ	2000000014	8/17/2012	(9.90)
55000100	Trans Cap Credits	UZ	2000000014	8/17/2012	(4.37)
55000100	Trans Cap Credits	UZ	2000000013	8/17/2012	(3.33)
55000100	Trans Cap Credits	UZ	2000000013	8/17/2012	(13.42)
55000100	Trans Cap Credits	UZ	2000000014	8/17/2012	(0.83)
55000100	Trans Cap Credits	UZ	2000000014	8/17/2012	(30.95)
55720100	Ins W/C Cap Credits	UZ	2000000014	8/17/2012	(6.17)
55720100	Ins W/C Cap Credits	UZ	2000000014	8/17/2012	(43.70)
55720100	Ins W/C Cap Credits	UZ	2000000014	8/17/2012	(9.25)
55720100	Ins W/C Cap Credits	UZ	2000000014	8/17/2012	(4.39)
55720100	Ins W/C Cap Credits	UZ	2000000014	8/17/2012	(4.39)
55720100	Ins W/C Cap Credits	UZ	2000000014	8/17/2012	(18.56)
55720100	Ins W/C Cap Credits	UZ	2000000013	8/17/2012	(15.77)
55720100	Ins W/C Cap Credits	UZ	2000000013	8/17/2012	(22.03)
55720100	Ins W/C Cap Credits	UZ	2000000014	8/17/2012	(14.54)
55720100	Ins W/C Cap Credits	UZ	2000000014	8/17/2012	(22.98)
55720100	Ins W/C Cap Credits	UZ	2000000014	8/17/2012	(121.56)
55720100	Ins W/C Cap Credits	UZ	2000000013	8/17/2012	(2.97)
55720100	Ins W/C Cap Credits	UZ	2000000013	8/17/2012	(2.68)
55720100	Ins W/C Cap Credits	UZ	2000000014	8/17/2012	(8.99)
55720100	Ins W/C Cap Credits	UZ	2000000013	8/17/2012	(13.19)

## Kentucky American Water Company

Case No. 2012-00520

Response to PSC DR1, Item 31

Account	Description	Doc Type	Document Number	Posting Date	Amount
55720100	Ins W/C Cap Credits	UZ	200000013	8/17/2012	(59.28)
55720100	Ins W/C Cap Credits	UZ	200000013	8/17/2012	(42.51)
55720100	Ins W/C Cap Credits	UZ	200000014	8/17/2012	(9.90)
55720100	Ins W/C Cap Credits	UZ	200000013	8/17/2012	(9.76)
55720100	Ins W/C Cap Credits	UZ	200000013	8/17/2012	(25.50)
55720100	Ins W/C Cap Credits	UZ	200000014	8/17/2012	(57.88)
55720100	Ins W/C Cap Credits	UZ	200000013	8/17/2012	(0.22)
55720100	Ins W/C Cap Credits	UZ	200000014	8/17/2012	(6.93)
55720100	Ins W/C Cap Credits	UZ	200000014	8/17/2012	(8.86)
55720100	Ins W/C Cap Credits	UZ	200000013	8/17/2012	(3.91)
55720100	Ins W/C Cap Credits	UZ	200000014	8/17/2012	(2.98)
55720100	Ins W/C Cap Credits	UZ	200000014	8/17/2012	(12.01)
55720100	Ins W/C Cap Credits	UZ	200000013	8/17/2012	(0.74)
55720100	Ins W/C Cap Credits	UZ	200000013	8/17/2012	(27.70)
57010000	Uncoll Accts Exp	ZA	9400000225	8/17/2012	(50.72)
57010000	Uncoll Accts Exp	ZA	9400000225	8/17/2012	(690.26)
88107000	CAP Move-CWIP	UZ	200000015	8/17/2012	5,393.70
88107000	CAP Move-CWIP	UZ	200000016	8/17/2012	1,844.71
88107000	CAP Move-CWIP	UZ	200000016	8/17/2012	(149.91)
88107000	CAP Move-CWIP	UZ	200000015	8/17/2012	55.19
88107000	CAP Move-CWIP	UZ	200000015	8/17/2012	6.17
88107000	CAP Move-CWIP	UZ	200000015	8/17/2012	6.89
88107000	CAP Move-CWIP	UZ	200000016	8/17/2012	46.88
88107000	CAP Move-CWIP	UZ	200000015	8/17/2012	332.27
88107000	CAP Move-CWIP	UZ	200000016	8/17/2012	43.70
88107000	CAP Move-CWIP	UZ	200000016	8/17/2012	391.11
88107000	CAP Move-CWIP	UZ	200000016	8/17/2012	48.83
88107000	CAP Move-CWIP	UZ	200000015	8/17/2012	9.25
88107000	CAP Move-CWIP	UZ	200000015	8/17/2012	82.78
88107000	CAP Move-CWIP	UZ	200000015	8/17/2012	10.33
88107000	CAP Move-CWIP	UZ	200000016	8/17/2012	70.33
88107000	CAP Move-CWIP	UZ	200000016	8/17/2012	(516.96)
88107000	CAP Move-CWIP	UZ	200000015	8/17/2012	4.91
88107000	CAP Move-CWIP	UZ	200000015	8/17/2012	39.31
88107000	CAP Move-CWIP	UZ	200000016	8/17/2012	4.39
88107000	CAP Move-CWIP	UZ	200000016	8/17/2012	33.40
88107000	CAP Move-CWIP	UZ	200000015	8/17/2012	39.31
88107000	CAP Move-CWIP	UZ	200000015	8/17/2012	4.91
88107000	CAP Move-CWIP	UZ	200000015	8/17/2012	4.39
88107000	CAP Move-CWIP	UZ	200000015	8/17/2012	33.40
88107000	CAP Move-CWIP	UZ	200000015	8/17/2012	18.37
88107000	CAP Move-CWIP	UZ	200000016	8/17/2012	164.44
88107000	CAP Move-CWIP	UZ	200000016	8/17/2012	20.53
88107000	CAP Move-CWIP	UZ	200000016	8/17/2012	139.70
88107000	CAP Move-CWIP	UZ	200000016	8/17/2012	17.62
88107000	CAP Move-CWIP	UZ	200000016	8/17/2012	141.14
88107000	CAP Move-CWIP	UZ	200000016	8/17/2012	119.90
88107000	CAP Move-CWIP	UZ	200000016	8/17/2012	15.77
88107000	CAP Move-CWIP	UZ	200000015	8/17/2012	167.52
88107000	CAP Move-CWIP	UZ	200000016	8/17/2012	24.62
88107000	CAP Move-CWIP	UZ	200000016	8/17/2012	22.03
88107000	CAP Move-CWIP	UZ	200000016	8/17/2012	197.19
88107000	CAP Move-CWIP	UZ	200000016	8/17/2012	16.25

## Kentucky American Water Company

Case No. 2012-00520

Response to PSC DR1, Item 31

Account	Description	Doc Type	Document Number	Posting Date	Amount
88107000	CAP Move-CWIP	UZ	2000000016	8/17/2012	14.54
88107000	CAP Move-CWIP	UZ	2000000016	8/17/2012	110.58
88107000	CAP Move-CWIP	UZ	2000000016	8/17/2012	130.16
88107000	CAP Move-CWIP	UZ	2000000015	8/17/2012	22.98
88107000	CAP Move-CWIP	UZ	2000000015	8/17/2012	205.62
88107000	CAP Move-CWIP	UZ	2000000016	8/17/2012	25.67
88107000	CAP Move-CWIP	UZ	2000000016	8/17/2012	174.69
88107000	CAP Move-CWIP	UZ	2000000015	8/17/2012	134.46
88107000	CAP Move-CWIP	UZ	2000000016	8/17/2012	1,077.06
88107000	CAP Move-CWIP	UZ	2000000016	8/17/2012	915.03
88107000	CAP Move-CWIP	UZ	2000000016	8/17/2012	120.34
88107000	CAP Move-CWIP	UZ	2000000015	8/17/2012	22.55
88107000	CAP Move-CWIP	UZ	2000000015	8/17/2012	26.54
88107000	CAP Move-CWIP	UZ	2000000016	8/17/2012	3.31
88107000	CAP Move-CWIP	UZ	2000000016	8/17/2012	2.97
88107000	CAP Move-CWIP	UZ	2000000015	8/17/2012	20.39
88107000	CAP Move-CWIP	UZ	2000000015	8/17/2012	23.99
88107000	CAP Move-CWIP	UZ	2000000015	8/17/2012	3.00
88107000	CAP Move-CWIP	UZ	2000000015	8/17/2012	2.68
88107000	CAP Move-CWIP	UZ	2000000015	8/17/2012	47.15
88107000	CAP Move-CWIP	UZ	2000000016	8/17/2012	6.20
88107000	CAP Move-CWIP	UZ	2000000016	8/17/2012	6.93
88107000	CAP Move-CWIP	UZ	2000000016	8/17/2012	55.50
88107000	CAP Move-CWIP	UZ	2000000015	8/17/2012	118.04
88107000	CAP Move-CWIP	UZ	2000000015	8/17/2012	100.28
88107000	CAP Move-CWIP	UZ	2000000016	8/17/2012	14.74
88107000	CAP Move-CWIP	UZ	2000000016	8/17/2012	13.19
88107000	CAP Move-CWIP	UZ	2000000015	8/17/2012	450.76
88107000	CAP Move-CWIP	UZ	2000000015	8/17/2012	59.28
88107000	CAP Move-CWIP	UZ	2000000015	8/17/2012	66.24
88107000	CAP Move-CWIP	UZ	2000000016	8/17/2012	530.58
88107000	CAP Move-CWIP	UZ	2000000015	8/17/2012	223.04
88107000	CAP Move-CWIP	UZ	2000000015	8/17/2012	262.53
88107000	CAP Move-CWIP	UZ	2000000015	8/17/2012	32.77
88107000	CAP Move-CWIP	UZ	2000000015	8/17/2012	29.33
88107000	CAP Move-CWIP	UZ	2000000015	8/17/2012	61.12
88107000	CAP Move-CWIP	UZ	2000000015	8/17/2012	6.83
88107000	CAP Move-CWIP	UZ	2000000016	8/17/2012	7.63
88107000	CAP Move-CWIP	UZ	2000000016	8/17/2012	51.93
88107000	CAP Move-CWIP	UZ	2000000016	8/17/2012	74.23
88107000	CAP Move-CWIP	UZ	2000000016	8/17/2012	9.76
88107000	CAP Move-CWIP	UZ	2000000016	8/17/2012	87.37
88107000	CAP Move-CWIP	UZ	2000000016	8/17/2012	10.91
88107000	CAP Move-CWIP	UZ	2000000016	8/17/2012	198.52
88107000	CAP Move-CWIP	UZ	2000000016	8/17/2012	24.79
88107000	CAP Move-CWIP	UZ	2000000016	8/17/2012	168.65
88107000	CAP Move-CWIP	UZ	2000000016	8/17/2012	22.18
88107000	CAP Move-CWIP	UZ	2000000015	8/17/2012	450.66
88107000	CAP Move-CWIP	UZ	2000000016	8/17/2012	50.36
88107000	CAP Move-CWIP	UZ	2000000016	8/17/2012	382.86
88107000	CAP Move-CWIP	UZ	2000000016	8/17/2012	56.26
88107000	CAP Move-CWIP	UZ	2000000016	8/17/2012	0.21
88107000	CAP Move-CWIP	UZ	2000000016	8/17/2012	1.44

## Kentucky American Water Company

Case No. 2012-00520

Response to PSC DR1, Item 31

Account	Description	Doc Type	Document Number	Posting Date	Amount
88107000	CAP Move-CWIP	UZ	2000000016	8/17/2012	0.19
88107000	CAP Move-CWIP	UZ	2000000016	8/17/2012	1.69
88107000	CAP Move-CWIP	UZ	2000000015	8/17/2012	61.98
88107000	CAP Move-CWIP	UZ	2000000016	8/17/2012	7.74
88107000	CAP Move-CWIP	UZ	2000000016	8/17/2012	52.65
88107000	CAP Move-CWIP	UZ	2000000016	8/17/2012	6.93
88107000	CAP Move-CWIP	UZ	2000000015	8/17/2012	79.29
88107000	CAP Move-CWIP	UZ	2000000016	8/17/2012	67.37
88107000	CAP Move-CWIP	UZ	2000000016	8/17/2012	8.86
88107000	CAP Move-CWIP	UZ	2000000016	8/17/2012	9.90
88107000	CAP Move-CWIP	UZ	2000000015	8/17/2012	3.91
88107000	CAP Move-CWIP	UZ	2000000015	8/17/2012	29.76
88107000	CAP Move-CWIP	UZ	2000000015	8/17/2012	35.03
88107000	CAP Move-CWIP	UZ	2000000016	8/17/2012	4.37
88107000	CAP Move-CWIP	UZ	2000000015	8/17/2012	2.60
88107000	CAP Move-CWIP	UZ	2000000015	8/17/2012	20.80
88107000	CAP Move-CWIP	UZ	2000000016	8/17/2012	17.67
88107000	CAP Move-CWIP	UZ	2000000016	8/17/2012	2.32
88107000	CAP Move-CWIP	UZ	2000000015	8/17/2012	91.29
88107000	CAP Move-CWIP	UZ	2000000015	8/17/2012	107.46
88107000	CAP Move-CWIP	UZ	2000000016	8/17/2012	12.01
88107000	CAP Move-CWIP	UZ	2000000016	8/17/2012	13.42
88107000	CAP Move-CWIP	UZ	2000000015	8/17/2012	0.74
88107000	CAP Move-CWIP	UZ	2000000015	8/17/2012	6.67
88107000	CAP Move-CWIP	UZ	2000000015	8/17/2012	0.83
88107000	CAP Move-CWIP	UZ	2000000016	8/17/2012	5.66
88107000	CAP Move-CWIP	UZ	2000000015	8/17/2012	27.70
88107000	CAP Move-CWIP	UZ	2000000015	8/17/2012	210.62
88107000	CAP Move-CWIP	UZ	2000000015	8/17/2012	30.95
88107000	CAP Move-CWIP	UZ	2000000016	8/17/2012	247.91
88257100	CAP Move-RWIP	UZ	2000000015	8/17/2012	1.66
88257100	CAP Move-RWIP	UZ	2000000015	8/17/2012	0.21
88257100	CAP Move-RWIP	UZ	2000000016	8/17/2012	0.19
88257100	CAP Move-RWIP	UZ	2000000016	8/17/2012	1.41
88257100	CAP Move-RWIP	UZ	2000000015	8/17/2012	1.22
88257100	CAP Move-RWIP	UZ	2000000015	8/17/2012	10.88
88257100	CAP Move-RWIP	UZ	2000000016	8/17/2012	9.24
88257100	CAP Move-RWIP	UZ	2000000016	8/17/2012	1.36
88257100	CAP Move-RWIP	UZ	2000000015	8/17/2012	24.93
88257100	CAP Move-RWIP	UZ	2000000015	8/17/2012	21.18
88257100	CAP Move-RWIP	UZ	2000000016	8/17/2012	3.11
88257100	CAP Move-RWIP	UZ	2000000016	8/17/2012	2.79
88257100	CAP Move-RWIP	UZ	2000000015	8/17/2012	100.21
88257100	CAP Move-RWIP	UZ	2000000015	8/17/2012	13.18
88257100	CAP Move-RWIP	UZ	2000000016	8/17/2012	14.73
88257100	CAP Move-RWIP	UZ	2000000016	8/17/2012	117.95
88257100	CAP Move-RWIP	UZ	2000000016	8/17/2012	3.43
88257100	CAP Move-RWIP	UZ	2000000016	8/17/2012	3.07
88257100	CAP Move-RWIP	UZ	2000000016	8/17/2012	23.33
88257100	CAP Move-RWIP	UZ	2000000016	8/17/2012	27.46
88257100	CAP Move-RWIP	UZ	2000000015	8/17/2012	3.32
88257100	CAP Move-RWIP	UZ	2000000016	8/17/2012	25.20
88257100	CAP Move-RWIP	UZ	2000000016	8/17/2012	3.70

## Kentucky American Water Company

Case No. 2012-00520

Response to PSC DR1, Item 31

Account	Description	Doc Type	Document Number	Posting Date	Amount
88257100	CAP Move-RWIP	UZ	2000000016	8/17/2012	29.66
88257100	CAP Move-RWIP	UZ	2000000015	8/17/2012	57.21
88257100	CAP Move-RWIP	UZ	2000000015	8/17/2012	67.34
88257100	CAP Move-RWIP	UZ	2000000016	8/17/2012	7.52
88257100	CAP Move-RWIP	UZ	2000000016	8/17/2012	8.41
88257100	CAP Move-RWIP	UZ	2000000015	8/17/2012	0.03
88257100	CAP Move-RWIP	UZ	2000000016	8/17/2012	0.25
88257100	CAP Move-RWIP	UZ	2000000016	8/17/2012	0.03
88257100	CAP Move-RWIP	UZ	2000000016	8/17/2012	0.21
88257100	CAP Move-RWIP	UZ	2000000015	8/17/2012	5.87
88257100	CAP Move-RWIP	UZ	2000000016	8/17/2012	4.99
88257100	CAP Move-RWIP	UZ	2000000016	8/17/2012	0.66
88257100	CAP Move-RWIP	UZ	2000000016	8/17/2012	0.73
88900000	CAP Move-Settlement	UZ	2000000016	8/17/2012	149.91
88900000	CAP Move-Settlement	UZ	2000000016	8/17/2012	(5,393.70)
88900000	CAP Move-Settlement	UZ	2000000016	8/17/2012	(1,844.71)
88900000	CAP Move-Settlement	UZ	2000000015	8/17/2012	(55.19)
88900000	CAP Move-Settlement	UZ	2000000015	8/17/2012	(46.88)
88900000	CAP Move-Settlement	UZ	2000000015	8/17/2012	(6.17)
88900000	CAP Move-Settlement	UZ	2000000016	8/17/2012	(6.89)
88900000	CAP Move-Settlement	UZ	2000000015	8/17/2012	(43.70)
88900000	CAP Move-Settlement	UZ	2000000016	8/17/2012	(332.27)
88900000	CAP Move-Settlement	UZ	2000000016	8/17/2012	(48.83)
88900000	CAP Move-Settlement	UZ	2000000016	8/17/2012	(391.11)
88900000	CAP Move-Settlement	UZ	2000000015	8/17/2012	(9.25)
88900000	CAP Move-Settlement	UZ	2000000015	8/17/2012	(70.33)
88900000	CAP Move-Settlement	UZ	2000000016	8/17/2012	(10.33)
88900000	CAP Move-Settlement	UZ	2000000016	8/17/2012	(82.78)
88900000	CAP Move-Settlement	UZ	2000000016	8/17/2012	516.96
88900000	CAP Move-Settlement	UZ	2000000015	8/17/2012	(4.39)
88900000	CAP Move-Settlement	UZ	2000000015	8/17/2012	(39.31)
88900000	CAP Move-Settlement	UZ	2000000015	8/17/2012	(33.40)
88900000	CAP Move-Settlement	UZ	2000000016	8/17/2012	(4.91)
88900000	CAP Move-Settlement	UZ	2000000015	8/17/2012	(4.39)
88900000	CAP Move-Settlement	UZ	2000000015	8/17/2012	(33.40)
88900000	CAP Move-Settlement	UZ	2000000016	8/17/2012	(39.31)
88900000	CAP Move-Settlement	UZ	2000000016	8/17/2012	(4.91)
88900000	CAP Move-Settlement	UZ	2000000015	8/17/2012	(18.56)
88900000	CAP Move-Settlement	UZ	2000000015	8/17/2012	(141.11)
88900000	CAP Move-Settlement	UZ	2000000016	8/17/2012	(20.74)
88900000	CAP Move-Settlement	UZ	2000000016	8/17/2012	(166.10)
88900000	CAP Move-Settlement	UZ	2000000015	8/17/2012	(17.62)
88900000	CAP Move-Settlement	UZ	2000000015	8/17/2012	(15.77)
88900000	CAP Move-Settlement	UZ	2000000016	8/17/2012	(119.90)
88900000	CAP Move-Settlement	UZ	2000000016	8/17/2012	(141.14)
88900000	CAP Move-Settlement	UZ	2000000015	8/17/2012	(167.52)
88900000	CAP Move-Settlement	UZ	2000000015	8/17/2012	(197.19)
88900000	CAP Move-Settlement	UZ	2000000016	8/17/2012	(22.03)
88900000	CAP Move-Settlement	UZ	2000000016	8/17/2012	(24.62)
88900000	CAP Move-Settlement	UZ	2000000015	8/17/2012	(130.16)
88900000	CAP Move-Settlement	UZ	2000000015	8/17/2012	(110.58)
88900000	CAP Move-Settlement	UZ	2000000016	8/17/2012	(16.25)
88900000	CAP Move-Settlement	UZ	2000000016	8/17/2012	(14.54)

Kentucky American Water Company  
Case No. 2012-00520  
Response to PSC DR1, Item 31

Account	Description	Doc Type	Document Number	Posting Date	Amount
88900000	CAP Move-Settlement	UZ	200000015	8/17/2012	(25.67)
88900000	CAP Move-Settlement	UZ	200000015	8/17/2012	(22.98)
88900000	CAP Move-Settlement	UZ	200000015	8/17/2012	(174.69)
88900000	CAP Move-Settlement	UZ	200000016	8/17/2012	(205.62)
88900000	CAP Move-Settlement	UZ	200000015	8/17/2012	(924.27)
88900000	CAP Move-Settlement	UZ	200000015	8/17/2012	(1,087.94)
88900000	CAP Move-Settlement	UZ	200000015	8/17/2012	(121.56)
88900000	CAP Move-Settlement	UZ	200000016	8/17/2012	(135.82)
88900000	CAP Move-Settlement	UZ	200000016	8/17/2012	(3.31)
88900000	CAP Move-Settlement	UZ	200000016	8/17/2012	(2.97)
88900000	CAP Move-Settlement	UZ	200000016	8/17/2012	(22.55)
88900000	CAP Move-Settlement	UZ	200000016	8/17/2012	(26.54)
88900000	CAP Move-Settlement	UZ	200000015	8/17/2012	(2.68)
88900000	CAP Move-Settlement	UZ	200000015	8/17/2012	(20.39)
88900000	CAP Move-Settlement	UZ	200000016	8/17/2012	(23.99)
88900000	CAP Move-Settlement	UZ	200000016	8/17/2012	(3.00)
88900000	CAP Move-Settlement	UZ	200000015	8/17/2012	(68.33)
88900000	CAP Move-Settlement	UZ	200000015	8/17/2012	(10.04)
88900000	CAP Move-Settlement	UZ	200000016	8/17/2012	(80.43)
88900000	CAP Move-Settlement	UZ	200000016	8/17/2012	(8.99)
88900000	CAP Move-Settlement	UZ	200000015	8/17/2012	(13.19)
88900000	CAP Move-Settlement	UZ	200000016	8/17/2012	(14.74)
88900000	CAP Move-Settlement	UZ	200000016	8/17/2012	(100.28)
88900000	CAP Move-Settlement	UZ	200000016	8/17/2012	(118.04)
88900000	CAP Move-Settlement	UZ	200000016	8/17/2012	(59.28)
88900000	CAP Move-Settlement	UZ	200000016	8/17/2012	(450.76)
88900000	CAP Move-Settlement	UZ	200000016	8/17/2012	(66.24)
88900000	CAP Move-Settlement	UZ	200000016	8/17/2012	(530.58)
88900000	CAP Move-Settlement	UZ	200000015	8/17/2012	(380.48)
88900000	CAP Move-Settlement	UZ	200000015	8/17/2012	(323.25)
88900000	CAP Move-Settlement	UZ	200000016	8/17/2012	(47.50)
88900000	CAP Move-Settlement	UZ	200000016	8/17/2012	(42.51)
88900000	CAP Move-Settlement	UZ	200000016	8/17/2012	(75.26)
88900000	CAP Move-Settlement	UZ	200000016	8/17/2012	(11.06)
88900000	CAP Move-Settlement	UZ	200000016	8/17/2012	(9.90)
88900000	CAP Move-Settlement	UZ	200000016	8/17/2012	(88.58)
88900000	CAP Move-Settlement	UZ	200000015	8/17/2012	(87.37)
88900000	CAP Move-Settlement	UZ	200000015	8/17/2012	(74.23)
88900000	CAP Move-Settlement	UZ	200000016	8/17/2012	(9.76)
88900000	CAP Move-Settlement	UZ	200000016	8/17/2012	(10.91)
88900000	CAP Move-Settlement	UZ	200000015	8/17/2012	(193.85)
88900000	CAP Move-Settlement	UZ	200000015	8/17/2012	(28.49)
88900000	CAP Move-Settlement	UZ	200000015	8/17/2012	(228.18)
88900000	CAP Move-Settlement	UZ	200000016	8/17/2012	(25.50)
88900000	CAP Move-Settlement	UZ	200000015	8/17/2012	(64.67)
88900000	CAP Move-Settlement	UZ	200000015	8/17/2012	(518.00)
88900000	CAP Move-Settlement	UZ	200000016	8/17/2012	(440.07)
88900000	CAP Move-Settlement	UZ	200000016	8/17/2012	(57.88)
88900000	CAP Move-Settlement	UZ	200000015	8/17/2012	(1.65)
88900000	CAP Move-Settlement	UZ	200000015	8/17/2012	(0.24)
88900000	CAP Move-Settlement	UZ	200000016	8/17/2012	(1.94)
88900000	CAP Move-Settlement	UZ	200000016	8/17/2012	(0.22)
88900000	CAP Move-Settlement	UZ	200000015	8/17/2012	(52.65)



## Kentucky American Water Company

Case No. 2012-00520

Response to PSC DR1, Item 31

Account	Description	Doc Type	Document Number	Posting Date	Amount
88900000	CAP Move-Settlement	UZ	2000000015	8/17/2012	(6.93)
88900000	CAP Move-Settlement	UZ	2000000015	8/17/2012	(61.98)
88900000	CAP Move-Settlement	UZ	2000000016	8/17/2012	(7.74)
88900000	CAP Move-Settlement	UZ	2000000016	8/17/2012	(9.90)
88900000	CAP Move-Settlement	UZ	2000000016	8/17/2012	(67.37)
88900000	CAP Move-Settlement	UZ	2000000016	8/17/2012	(8.86)
88900000	CAP Move-Settlement	UZ	2000000016	8/17/2012	(79.29)
88900000	CAP Move-Settlement	UZ	2000000015	8/17/2012	(4.37)
88900000	CAP Move-Settlement	UZ	2000000016	8/17/2012	(29.76)
88900000	CAP Move-Settlement	UZ	2000000016	8/17/2012	(3.91)
88900000	CAP Move-Settlement	UZ	2000000016	8/17/2012	(35.03)
88900000	CAP Move-Settlement	UZ	2000000015	8/17/2012	(3.33)
88900000	CAP Move-Settlement	UZ	2000000016	8/17/2012	(22.66)
88900000	CAP Move-Settlement	UZ	2000000016	8/17/2012	(2.98)
88900000	CAP Move-Settlement	UZ	2000000016	8/17/2012	(26.67)
88900000	CAP Move-Settlement	UZ	2000000015	8/17/2012	(91.29)
88900000	CAP Move-Settlement	UZ	2000000016	8/17/2012	(107.46)
88900000	CAP Move-Settlement	UZ	2000000016	8/17/2012	(13.42)
88900000	CAP Move-Settlement	UZ	2000000016	8/17/2012	(12.01)
88900000	CAP Move-Settlement	UZ	2000000015	8/17/2012	(0.83)
88900000	CAP Move-Settlement	UZ	2000000015	8/17/2012	(6.67)
88900000	CAP Move-Settlement	UZ	2000000016	8/17/2012	(0.74)
88900000	CAP Move-Settlement	UZ	2000000016	8/17/2012	(5.66)
88900000	CAP Move-Settlement	UZ	2000000015	8/17/2012	(30.95)
88900000	CAP Move-Settlement	UZ	2000000015	8/17/2012	(210.62)
88900000	CAP Move-Settlement	UZ	2000000016	8/17/2012	(27.70)
88900000	CAP Move-Settlement	UZ	2000000016	8/17/2012	(247.91)
40111000	Res Sales Billed	ZA	9400000264	8/20/2012	(16,041.59)
40111000	Res Sales Billed	ZA	9400000264	8/20/2012	(98,020.58)
40121000	Com Sales Billed	ZA	9400000264	8/20/2012	(39.52)
40121000	Com Sales Billed	ZA	9400000264	8/20/2012	(140,541.41)
40131000	Ind Sales Billed	ZA	9400000264	8/20/2012	(287.35)
40145000	Priv Fire Billed	ZA	9400000264	8/20/2012	(13,787.07)
40151000	Publ Auth Billed	ZA	9400000264	8/20/2012	(11,254.08)
40310400	OthRev-NSF Ck Chrg	ZA	9400000264	8/20/2012	(228.00)
40310500	OthRev-Appl/InitFee	ZA	9400000264	8/20/2012	(26.00)
40310500	OthRev-Appl/InitFee	ZA	9400000264	8/20/2012	(104.00)
40310500	OthRev-Appl/InitFee	ZA	9400000264	8/20/2012	(2,184.00)
40310700	OthRev-Reconnct Fee	ZA	9400000264	8/20/2012	(650.00)
51510000	Purchased Power	ZN	5000000590	8/20/2012	69.15
51510000	Purchased Power	ZN	5000000590	8/20/2012	53.35
51510000	Purchased Power	ZN	5000000590	8/20/2012	163.29
51510000	Purchased Power	ZN	5000000590	8/20/2012	610.62
51510000	Purchased Power	ZN	5000000590	8/20/2012	19.99
51510000	Purchased Power	ZN	5000000590	8/20/2012	76.80
51510000	Purchased Power	ZN	5000000590	8/20/2012	87,343.47
52000000	M&S Expense (O&M)	KR	5000000572	8/20/2012	3,274.28
52000000	M&S Expense (O&M)	WA	5000000576	8/20/2012	(2,259.79)
52000000	M&S Expense (O&M)	WA	5000000576	8/20/2012	(354.15)
52000000	M&S Expense (O&M)	WA	5000000576	8/20/2012	(1,278.84)
52000000	M&S Expense (O&M)	WA	5000000576	8/20/2012	(1,113.16)
52000000	M&S Expense (O&M)	WA	5000000576	8/20/2012	(4,111.19)
52000000	M&S Expense (O&M)	WA	5000000576	8/20/2012	(5,025.31)

Kentucky American Water Company  
Case No. 2012-00520  
Response to PSC DR1, Item 31

Account	Description	Doc Type	Document Number	Posting Date	Amount
52000000	M&S Expense (O&M)	WA	500000576	8/20/2012	(7,219.80)
52000000	M&S Expense (O&M)	WA	500000577	8/20/2012	3,788.89
52000000	M&S Expense (O&M)	WA	500000577	8/20/2012	2,358.57
52000000	M&S Expense (O&M)	WA	500000577	8/20/2012	1,294.27
52000000	M&S Expense (O&M)	WA	500000577	8/20/2012	313.73
52000000	M&S Expense (O&M)	WA	500000577	8/20/2012	198.59
52000000	M&S Expense (O&M)	WA	500000577	8/20/2012	587.13
52000000	M&S Expense (O&M)	WA	500000577	8/20/2012	95.99
52000000	M&S Expense (O&M)	WA	500000577	8/20/2012	156.52
52000000	M&S Expense (O&M)	WA	500000577	8/20/2012	469.56
52000000	M&S Expense (O&M)	WA	500000577	8/20/2012	201.22
52000000	M&S Expense (O&M)	WA	500000577	8/20/2012	1,206.11
52000000	M&S Expense (O&M)	WA	500000577	8/20/2012	164.74
52000000	M&S Expense (O&M)	WA	500000578	8/20/2012	487.98
52000000	M&S Expense (O&M)	WA	500000578	8/20/2012	267.78
52000000	M&S Expense (O&M)	WA	500000578	8/20/2012	173.83
52000000	M&S Expense (O&M)	WA	500000578	8/20/2012	590.25
52000000	M&S Expense (O&M)	WA	500000578	8/20/2012	1,541.70
52000000	M&S Expense (O&M)	WA	500000578	8/20/2012	548.07
52000000	M&S Expense (O&M)	WA	500000578	8/20/2012	445.26
52000000	M&S Expense (O&M)	WA	500000578	8/20/2012	5,025.31
52000000	M&S Expense (O&M)	WA	500000579	8/20/2012	813.30
52000000	M&S Expense (O&M)	WA	500000579	8/20/2012	446.30
52000000	M&S Expense (O&M)	WA	500000579	8/20/2012	347.66
52000000	M&S Expense (O&M)	WA	500000579	8/20/2012	944.40
52000000	M&S Expense (O&M)	WA	500000579	8/20/2012	2,569.50
52000000	M&S Expense (O&M)	WA	500000579	8/20/2012	913.46
52000000	M&S Expense (O&M)	WA	500000579	8/20/2012	742.11
52000000	M&S Expense (O&M)	WA	500000579	8/20/2012	7,219.80
52000000	M&S Expense (O&M)	KR	500000580	8/20/2012	563.13
52000000	M&S Expense (O&M)	KR	500000580	8/20/2012	22.26
52000000	M&S Expense (O&M)	KR	500000583	8/20/2012	161.98
52000000	M&S Expense (O&M)	WA	500000585	8/20/2012	143.99
52000000	M&S Expense (O&M)	WA	500000585	8/20/2012	487.98
52000000	M&S Expense (O&M)	WA	500000585	8/20/2012	267.78
52000000	M&S Expense (O&M)	WA	500000585	8/20/2012	1,136.67
52000000	M&S Expense (O&M)	WA	500000585	8/20/2012	542.37
52000000	M&S Expense (O&M)	WA	500000585	8/20/2012	1,675.10
52000000	M&S Expense (O&M)	WA	500000585	8/20/2012	445.27
52000000	M&S Expense (O&M)	WA	500000585	8/20/2012	1,027.80
52000000	M&S Expense (O&M)	WA	500000585	8/20/2012	91.35
52000000	M&S Expense (O&M)	WA	500000586	8/20/2012	162.66
52000000	M&S Expense (O&M)	WA	500000586	8/20/2012	44.63
52000000	M&S Expense (O&M)	WA	500000586	8/20/2012	222.63
52000000	M&S Expense (O&M)	WA	500000586	8/20/2012	513.90
52000000	M&S Expense (O&M)	WA	500000586	8/20/2012	837.55
52000000	M&S Expense (O&M)	WA	500000586	8/20/2012	97.79
52000000	M&S Expense (O&M)	WA	500000586	8/20/2012	91.35
52000000	M&S Expense (O&M)	WA	500000587	8/20/2012	(1,062.51)
52000000	M&S Expense (O&M)	WA	500000587	8/20/2012	(144.21)
52000000	M&S Expense (O&M)	WA	500000588	8/20/2012	71.32
52000000	M&S Expense (O&M)	WA	500000588	8/20/2012	60.93
52000000	M&S Expense (O&M)	WA	500000589	8/20/2012	(8.76)

## Kentucky American Water Company

Case No. 2012-00520

Response to PSC DR1, Item 31

Account	Description	Doc Type	Document Number	Posting Date	Amount
52000000	M&S Expense (O&M)	WA	5000000589	8/20/2012	(7.10)
52000000	M&S Expense (O&M)	WA	5000000589	8/20/2012	(4.89)
52000000	M&S Expense (O&M)	WA	5000000589	8/20/2012	(5.78)
52000000	M&S Expense (O&M)	WA	5000000589	8/20/2012	(40.76)
52000000	M&S Expense (O&M)	WA	5000000589	8/20/2012	(58.99)
52000000	M&S Expense (O&M)	WA	5000000589	8/20/2012	(15.96)
52000000	M&S Expense (O&M)	KR	5000000591	8/20/2012	106.00
52000000	M&S Expense (O&M)	KR	5000000591	8/20/2012	159.00
52000000	M&S Expense (O&M)	KR	5000000591	8/20/2012	28.09
52000000	M&S Expense (O&M)	KR	5000000592	8/20/2012	89.12
52000000	M&S Expense (O&M)	KR	5000000593	8/20/2012	316.73
52000000	M&S Expense (O&M)	KR	5000000593	8/20/2012	86.62
52000000	M&S Expense (O&M)	KR	5000000593	8/20/2012	186.33
52000000	M&S Expense (O&M)	KR	5000000594	8/20/2012	38.99
52000000	M&S Expense (O&M)	KR	5000000594	8/20/2012	63.54
52000000	M&S Expense (O&M)	KR	5000000594	8/20/2012	85.57
52000000	M&S Expense (O&M)	KR	5000000594	8/20/2012	96.46
52000000	M&S Expense (O&M)	KR	5000000594	8/20/2012	85.57
52000000	M&S Expense (O&M)	KR	5000000594	8/20/2012	41.55
52000000	M&S Expense (O&M)	KR	5000000594	8/20/2012	5.58
52000000	M&S Expense (O&M)	KR	5000000595	8/20/2012	89.12
52000000	M&S Expense (O&M)	KR	5000000596	8/20/2012	56.86
52000000	M&S Expense (O&M)	KR	5000000596	8/20/2012	69.12
52000000	M&S Expense (O&M)	KR	5000000596	8/20/2012	10.07
52000000	M&S Expense (O&M)	KR	5000000597	8/20/2012	291.50
52000000	M&S Expense (O&M)	KR	5000000597	8/20/2012	22.26
52532000	Electricity	ZN	5000000590	8/20/2012	18.52
52532000	Electricity	ZN	5000000590	8/20/2012	242.16
52532000	Electricity	ZN	5000000590	8/20/2012	22.06
52532000	Electricity	ZN	5000000590	8/20/2012	99.84
52532000	Electricity	ZN	5000000590	8/20/2012	34.48
52532000	Electricity	ZN	5000000590	8/20/2012	19.63
52532000	Electricity	ZN	5000000590	8/20/2012	20.17
52546000	Grounds Keeping	KR	5000000584	8/20/2012	42.40
52546000	Grounds Keeping	KR	5000000584	8/20/2012	21.20
52546000	Grounds Keeping	KR	5000000584	8/20/2012	21.20
52546000	Grounds Keeping	KR	5000000584	8/20/2012	21.20
52546000	Grounds Keeping	KR	5000000584	8/20/2012	21.20
52546000	Grounds Keeping	KR	5000000584	8/20/2012	21.20
52546000	Grounds Keeping	KR	5000000584	8/20/2012	31.80
52546000	Grounds Keeping	KR	5000000584	8/20/2012	21.20
52546000	Grounds Keeping	KR	5000000584	8/20/2012	21.20
52546000	Grounds Keeping	KR	5000000584	8/20/2012	21.20
52546000	Grounds Keeping	KR	5000000584	8/20/2012	21.20
52546000	Grounds Keeping	KR	5000000584	8/20/2012	21.20
52546000	Grounds Keeping	KR	5000000584	8/20/2012	21.20
52546000	Grounds Keeping	KR	5000000584	8/20/2012	26.50
52546000	Grounds Keeping	KR	5000000584	8/20/2012	21.20
52546000	Grounds Keeping	KR	5000000584	8/20/2012	26.50
52546000	Grounds Keeping	KR	5000000584	8/20/2012	26.50
52546000	Grounds Keeping	KR	5000000584	8/20/2012	26.50
52546000	Grounds Keeping	KR	5000000584	8/20/2012	15.90
52546000	Grounds Keeping	KR	5000000584	8/20/2012	53.00
52546000	Grounds Keeping	KR	5000000584	8/20/2012	31.80
52546000	Grounds Keeping	KR	5000000584	8/20/2012	15.90

Kentucky American Water Company  
Case No. 2012-00520  
Response to PSC DR1, Item 31

Account	Description	Doc Type	Document Number	Posting Date	Amount
52546000	Grounds Keeping	KR	5000000584	8/20/2012	14.84
52548000	Heating Oil/Gas	ZN	5000000590	8/20/2012	8.98
52562000	Office Supplies	KR	5000000582	8/20/2012	167.29
53110000	Contr Svc-Eng	KR	5000000572	8/20/2012	4,698.45
53150000	Contr Svc-Other	KR	5000000581	8/20/2012	187.27
53150000	Contr Svc-Other	KR	5000000581	8/20/2012	471.81
57010000	Uncoll Accts Exp	ZA	9400000264	8/20/2012	(371.40)
40111000	Res Sales Billed	ZA	9400000265	8/21/2012	51.71
40111000	Res Sales Billed	ZA	9400000265	8/21/2012	35.78
40111000	Res Sales Billed	ZA	9400000265	8/21/2012	(10,952.80)
40111000	Res Sales Billed	ZA	9400000265	8/21/2012	(222,945.47)
40121000	Com Sales Billed	ZA	9400000265	8/21/2012	(1,309.03)
40121000	Com Sales Billed	ZA	9400000265	8/21/2012	(64,825.82)
40131000	Ind Sales Billed	ZA	9400000265	8/21/2012	(214.33)
40131000	Ind Sales Billed	ZA	9400000265	8/21/2012	(104.18)
40145000	Priv Fire Billed	ZA	9400000265	8/21/2012	(3,572.24)
40151000	Publ Auth Billed	ZA	9400000265	8/21/2012	(1,736.99)
40161000	Sls/Rsle Billed	ZA	9400000265	8/21/2012	(82.38)
40211000	Dom WW Svc Billed	ZA	9400000265	8/21/2012	37.29
40211000	Dom WW Svc Billed	ZA	9400000265	8/21/2012	(1,730.03)
40221000	Com WW Svc Billed	ZA	9400000265	8/21/2012	(374.78)
40231000	Ind WW Svc Billed	ZA	9400000265	8/21/2012	(63.54)
40310400	OthRev-NSF Ck Chrg	ZA	9400000265	8/21/2012	(228.00)
40310500	OthRev-Appl/InitFee	ZA	9400000265	8/21/2012	(314.00)
40310500	OthRev-Appl/InitFee	ZA	9400000265	8/21/2012	(728.00)
40310700	OthRev-Reconnct Fee	ZA	9400000265	8/21/2012	(806.00)
51010000	Purchased Water	KR	5000000604	8/21/2012	12,081.36
51110000	Waste Disposal	KR	5000000611	8/21/2012	2,064.48
52000000	M&S Expense (O&M)	KR	5000000606	8/21/2012	2,671.20
52000000	M&S Expense (O&M)	KR	5000000606	8/21/2012	222.60
52000000	M&S Expense (O&M)	KR	5000000606	8/21/2012	222.60
52000000	M&S Expense (O&M)	KR	5000000606	8/21/2012	222.60
52000000	M&S Expense (O&M)	WA	5000000618	8/21/2012	(81.33)
52000000	M&S Expense (O&M)	WA	5000000618	8/21/2012	(44.63)
52000000	M&S Expense (O&M)	KR	5000000622	8/21/2012	22.19
52000000	M&S Expense (O&M)	WA	5000000625	8/21/2012	27.30
52000000	M&S Expense (O&M)	WA	5000000625	8/21/2012	8.07
52000000	M&S Expense (O&M)	WA	5000000625	8/21/2012	40.76
52000000	M&S Expense (O&M)	WA	5000000625	8/21/2012	58.99
52000000	M&S Expense (O&M)	KR	5000000627	8/21/2012	66.65
52000000	M&S Expense (O&M)	KR	5000000627	8/21/2012	65.89
52000000	M&S Expense (O&M)	KR	5000000627	8/21/2012	33.19
52000000	M&S Expense (O&M)	KR	5000000627	8/21/2012	39.75
52000000	M&S Expense (O&M)	KR	5000000627	8/21/2012	21.72
52000000	M&S Expense (O&M)	KR	5000000627	8/21/2012	33.67
52000000	M&S Expense (O&M)	KR	5000000627	8/21/2012	16.56
52000000	M&S Expense (O&M)	KR	5000000627	8/21/2012	17.94
52000000	M&S Expense (O&M)	KR	5000000628	8/21/2012	115.05
52000000	M&S Expense (O&M)	KR	5000000628	8/21/2012	148.36
52000000	M&S Expense (O&M)	KR	5000000628	8/21/2012	148.36
52000000	M&S Expense (O&M)	KR	5000000628	8/21/2012	148.36
52000000	M&S Expense (O&M)	KR	5000000628	8/21/2012	31.06
52000000	M&S Expense (O&M)	KR	5000000628	8/21/2012	203.47

Kentucky American Water Company  
Case No. 2012-00520  
Response to PSC DR1, Item 31

Account	Description	Doc Type	Document Number	Posting Date	Amount
52000000	M&S Expense (O&M)	KR	5000000629	8/21/2012	1,449.26
52000000	M&S Expense (O&M)	KR	5000000629	8/21/2012	1,587.47
52000000	M&S Expense (O&M)	KR	5000000631	8/21/2012	395.69
52000000	M&S Expense (O&M)	KR	5000000632	8/21/2012	301.46
52000000	M&S Expense (O&M)	WA	5000000634	8/21/2012	204.50
52000000	M&S Expense (O&M)	WA	5000000634	8/21/2012	23.70
52000000	M&S Expense (O&M)	WA	5000000634	8/21/2012	7.98
52000000	M&S Expense (O&M)	WA	5000000634	8/21/2012	19.59
52000000	M&S Expense (O&M)	WA	5000000635	8/21/2012	306.75
52000000	M&S Expense (O&M)	WA	5000000635	8/21/2012	23.70
52000000	M&S Expense (O&M)	WA	5000000635	8/21/2012	46.36
52000000	M&S Expense (O&M)	WA	5000000636	8/21/2012	5.84
52000000	M&S Expense (O&M)	WA	5000000636	8/21/2012	27.30
52000000	M&S Expense (O&M)	WA	5000000636	8/21/2012	8.07
52000000	M&S Expense (O&M)	WA	5000000636	8/21/2012	40.76
52000000	M&S Expense (O&M)	WA	5000000636	8/21/2012	58.99
52000000	M&S Expense (O&M)	KR	5000000637	8/21/2012	46.46
52000000	M&S Expense (O&M)	KR	5000000637	8/21/2012	102.33
52000000	M&S Expense (O&M)	KR	5000000640	8/21/2012	669.14
52000000	M&S Expense (O&M)	KR	5000000641	8/21/2012	3,985.60
52000000	M&S Expense (O&M)	KR	5000000641	8/21/2012	3,985.60
52000000	M&S Expense (O&M)	KR	5000000641	8/21/2012	270.89
52000000	M&S Expense (O&M)	KR	5000000642	8/21/2012	40.42
52000000	M&S Expense (O&M)	KR	5000000642	8/21/2012	439.43
52000000	M&S Expense (O&M)	KR	5000000643	8/21/2012	76.07
52000000	M&S Expense (O&M)	KR	5000000644	8/21/2012	289.38
52000000	M&S Expense (O&M)	KR	5000000645	8/21/2012	16,802.77
52000000	M&S Expense (O&M)	KR	5000000646	8/21/2012	55.73
52000000	M&S Expense (O&M)	KR	5000000649	8/21/2012	1,099.75
52000000	M&S Expense (O&M)	KG	5000000652	8/21/2012	(233.20)
52000000	M&S Expense (O&M)	UZ	2000000017	8/21/2012	(6,506.50)
52000000	M&S Expense (O&M)	UZ	2000000017	8/21/2012	14,869.62
52000000	M&S Expense (O&M)	UZ	2000000017	8/21/2012	6,492.62
52000000	M&S Expense (O&M)	UZ	2000000017	8/21/2012	(4,328.82)
52000000	M&S Expense (O&M)	UZ	2000000017	8/21/2012	(9,523.96)
52000000	M&S Expense (O&M)	UZ	2000000017	8/21/2012	(4,472.57)
52000000	M&S Expense (O&M)	UZ	2000000017	8/21/2012	1,062.51
52000000	M&S Expense (O&M)	UZ	2000000017	8/21/2012	(60.93)
52000000	M&S Expense (O&M)	UZ	2000000017	8/21/2012	(71.32)
52000000	M&S Expense (O&M)	UZ	2000000017	8/21/2012	144.21
52000000	M&S Expense (O&M)	UZ	2000000017	8/21/2012	(1,490.76)
52000000	M&S Expense (O&M)	UZ	2000000017	8/21/2012	(4,327.55)
52000000	M&S Expense (O&M)	UZ	2000000017	8/21/2012	(1,314.19)
52000000	M&S Expense (O&M)	UZ	2000000017	8/21/2012	(656.32)
52000000	M&S Expense (O&M)	UZ	2000000017	8/21/2012	(6,431.41)
52000000	M&S Expense (O&M)	UZ	2000000017	8/21/2012	(2,648.77)
52000000	M&S Expense (O&M)	UZ	2000000017	8/21/2012	(3,274.28)
52500000	Misc Expense (O&M)	WE	5000000612	8/21/2012	259.06
52500000	Misc Expense (O&M)	KR	5000000617	8/21/2012	12.55
52500000	Misc Expense (O&M)	KR	5000000617	8/21/2012	9.12
52500000	Misc Expense (O&M)	KR	5000000620	8/21/2012	69.12
52500000	Misc Expense (O&M)	KR	5000000621	8/21/2012	69.12
52500000	Misc Expense (O&M)	KR	5000000621	8/21/2012	56.86

Kentucky American Water Company  
Case No. 2012-00520  
Response to PSC DR1, Item 31

Account	Description	Doc Type	Document Number	Posting Date	Amount
52500000	Misc Expense (O&M)	KR	5000000621	8/21/2012	30.01
52500000	Misc Expense (O&M)	KR	5000000621	8/21/2012	120.84
52500000	Misc Expense (O&M)	KR	5000000621	8/21/2012	86.62
52500000	Misc Expense (O&M)	KR	5000000621	8/21/2012	145.96
52500000	Misc Expense (O&M)	KR	5000000621	8/21/2012	148.32
52500000	Misc Expense (O&M)	KR	5000000623	8/21/2012	133.35
52500000	Misc Expense (O&M)	KR	5000000623	8/21/2012	66.65
52500000	Misc Expense (O&M)	KR	5000000623	8/21/2012	28.96
52500000	Misc Expense (O&M)	KR	5000000623	8/21/2012	27.39
52500000	Misc Expense (O&M)	KR	5000000623	8/21/2012	10.11
52500000	Misc Expense (O&M)	KR	5000000623	8/21/2012	188.76
52500000	Misc Expense (O&M)	KR	5000000623	8/21/2012	30.01
52500000	Misc Expense (O&M)	KR	5000000626	8/21/2012	177.92
52500000	Misc Expense (O&M)	KR	5000000630	8/21/2012	17.67
52500000	Misc Expense (O&M)	KR	5000000630	8/21/2012	67.31
52500000	Misc Expense (O&M)	KR	5000000630	8/21/2012	53.27
52500000	Misc Expense (O&M)	KR	5000000630	8/21/2012	24.80
52500000	Misc Expense (O&M)	KR	5000000630	8/21/2012	49.42
52500000	Misc Expense (O&M)	KR	5000000630	8/21/2012	69.12
52500000	Misc Expense (O&M)	KR	5000000630	8/21/2012	39.37
52500000	Misc Expense (O&M)	KR	5000000630	8/21/2012	10.30
52500000	Misc Expense (O&M)	KR	5000000630	8/21/2012	66.65
52500000	Misc Expense (O&M)	KR	5000000630	8/21/2012	28.96
52500000	Misc Expense (O&M)	KR	5000000630	8/21/2012	33.11
52500000	Misc Expense (O&M)	KR	5000000633	8/21/2012	1,487.41
52500000	Misc Expense (O&M)	KR	5000000647	8/21/2012	202.34
52532000	Electricity	ZN	5000000619	8/21/2012	35.16
52532000	Electricity	ZN	5000000619	8/21/2012	24.34
52562500	Overnight Shippng	KR	5000000624	8/21/2012	224.55
52571000	Security Svc	KR	5000000610	8/21/2012	5,162.20
52571000	Security Svc	KR	5000000610	8/21/2012	1,571.98
52571100	Add'l Security Costs	KR	5000000638	8/21/2012	69.96
52571100	Add'l Security Costs	KR	5000000639	8/21/2012	1,086.50
52571100	Add'l Security Costs	KR	5000000650	8/21/2012	876.25
52571100	Add'l Security Costs	KR	5000000650	8/21/2012	132.50
52571100	Add'l Security Costs	KR	5000000651	8/21/2012	1,037.96
52574000	Telephone	ZC	9400000263	8/21/2012	159.88
52574000	Telephone	ZC	9400000263	8/21/2012	257.38
52574000	Telephone	ZC	9400000263	8/21/2012	2,386.63
52574100	Cell Phone	ZC	9400000263	8/21/2012	14.95
52578000	Trash Removal	KR	5000000607	8/21/2012	101.12
52578000	Trash Removal	KR	5000000609	8/21/2012	140.50
52583000	Water & WW	KR	5000000605	8/21/2012	675.83
52583000	Water & WW	KR	5000000608	8/21/2012	212.92
52583000	Water & WW	KR	5000000608	8/21/2012	3,335.85
53110000	Contr Svc-Eng	UZ	2000000017	8/21/2012	(4,698.45)
55000000	Transportation (O&M)	KR	5000000648	8/21/2012	1,236.29
57010000	Uncoll Accts Exp	ZA	9400000265	8/21/2012	(26.89)
57010000	Uncoll Accts Exp	ZA	9400000265	8/21/2012	(87.57)
62520800	Misc Maint Permits	ZF	5000000616	8/21/2012	3,275.14
88107000	CAP Move-CWIP	UZ	2000000018	8/21/2012	(14,869.62)
88107000	CAP Move-CWIP	UZ	2000000018	8/21/2012	4,328.82
88107000	CAP Move-CWIP	UZ	2000000018	8/21/2012	(6,492.62)

## Kentucky American Water Company

Case No. 2012-00520

Response to PSC DR1, Item 31

Account	Description	Doc Type	Document Number	Posting Date	Amount
88107000	CAP Move-CWIP	UZ	2000000018	8/21/2012	6,506.50
88107000	CAP Move-CWIP	UZ	2000000018	8/21/2012	9,523.96
88107000	CAP Move-CWIP	UZ	2000000018	8/21/2012	4,472.57
88107000	CAP Move-CWIP	UZ	2000000018	8/21/2012	(1,062.51)
88107000	CAP Move-CWIP	UZ	2000000018	8/21/2012	71.32
88107000	CAP Move-CWIP	UZ	2000000018	8/21/2012	(144.21)
88107000	CAP Move-CWIP	UZ	2000000018	8/21/2012	60.93
88107000	CAP Move-CWIP	UZ	2000000018	8/21/2012	4,327.55
88107000	CAP Move-CWIP	UZ	2000000018	8/21/2012	1,490.76
88107000	CAP Move-CWIP	UZ	2000000018	8/21/2012	1,314.19
88107000	CAP Move-CWIP	UZ	2000000018	8/21/2012	656.32
88107000	CAP Move-CWIP	UZ	2000000018	8/21/2012	2,648.77
88107000	CAP Move-CWIP	UZ	2000000018	8/21/2012	6,431.41
88107000	CAP Move-CWIP	UZ	2000000018	8/21/2012	3,274.28
88107000	CAP Move-CWIP	UZ	2000000018	8/21/2012	4,698.45
88900000	CAP Move-Settlement	UZ	2000000018	8/21/2012	14,869.62
88900000	CAP Move-Settlement	UZ	2000000018	8/21/2012	6,492.62
88900000	CAP Move-Settlement	UZ	2000000018	8/21/2012	(6,506.50)
88900000	CAP Move-Settlement	UZ	2000000018	8/21/2012	(4,328.82)
88900000	CAP Move-Settlement	UZ	2000000018	8/21/2012	(9,523.96)
88900000	CAP Move-Settlement	UZ	2000000018	8/21/2012	(4,472.57)
88900000	CAP Move-Settlement	UZ	2000000018	8/21/2012	1,062.51
88900000	CAP Move-Settlement	UZ	2000000018	8/21/2012	144.21
88900000	CAP Move-Settlement	UZ	2000000018	8/21/2012	(71.32)
88900000	CAP Move-Settlement	UZ	2000000018	8/21/2012	(60.93)
88900000	CAP Move-Settlement	UZ	2000000018	8/21/2012	(1,490.76)
88900000	CAP Move-Settlement	UZ	2000000018	8/21/2012	(4,327.55)
88900000	CAP Move-Settlement	UZ	2000000018	8/21/2012	(656.32)
88900000	CAP Move-Settlement	UZ	2000000018	8/21/2012	(1,314.19)
88900000	CAP Move-Settlement	UZ	2000000018	8/21/2012	(6,431.41)
88900000	CAP Move-Settlement	UZ	2000000018	8/21/2012	(2,648.77)
88900000	CAP Move-Settlement	UZ	2000000018	8/21/2012	(4,698.45)
88900000	CAP Move-Settlement	UZ	2000000018	8/21/2012	(3,274.28)
40111000	Res Sales Billed	ZA	9400000268	8/22/2012	(374,027.34)
40111000	Res Sales Billed	ZA	9400000268	8/22/2012	(17.75)
40111000	Res Sales Billed	ZA	9400000268	8/22/2012	(15.26)
40111000	Res Sales Billed	ZA	9400000268	8/22/2012	(26.70)
40121000	Com Sales Billed	ZA	9400000268	8/22/2012	(238,048.40)
40145000	Priv Fire Billed	ZA	9400000268	8/22/2012	(10,311.49)
40151000	Publ Auth Billed	ZA	9400000268	8/22/2012	(7,859.69)
40211000	Dom WW Svc Billed	ZA	9400000268	8/22/2012	(15.91)
40211000	Dom WW Svc Billed	ZA	9400000268	8/22/2012	(21.88)
40310500	OthRev-Appl/InitFee	ZA	9400000268	8/22/2012	(10,816.00)
40310500	OthRev-Appl/InitFee	ZA	9400000268	8/22/2012	(702.00)
40310700	OthRev-Reconnct Fee	ZA	9400000268	8/22/2012	(1,950.00)
51510000	Purchased Power	ZN	5000000701	8/22/2012	70.34
52000000	M&S Expense (O&M)	SA	100000887	8/22/2012	(28.63)
52000000	M&S Expense (O&M)	UZ	2000000019	8/22/2012	(479.85)
52000000	M&S Expense (O&M)	UZ	2000000019	8/22/2012	(1,449.26)
52000000	M&S Expense (O&M)	UZ	2000000019	8/22/2012	(1,587.47)
52000000	M&S Expense (O&M)	UZ	2000000019	8/22/2012	(66.99)
52000000	M&S Expense (O&M)	UZ	2000000019	8/22/2012	(565.59)
52000000	M&S Expense (O&M)	UZ	2000000019	8/22/2012	(140.96)

Kentucky American Water Company  
Case No. 2012-00520  
Response to PSC DR1, Item 31

Account	Description	Doc Type	Document Number	Posting Date	Amount
52000000	M&S Expense (O&M)	UZ	2000000019	8/22/2012	(135.12)
52500000	Misc Expense (O&M)	WE	5000000658	8/22/2012	825.53
52500000	Misc Expense (O&M)	WE	5000000658	8/22/2012	189.21
52500000	Misc Expense (O&M)	WE	5000000658	8/22/2012	279.31
52500000	Misc Expense (O&M)	WE	5000000659	8/22/2012	170.11
52500000	Misc Expense (O&M)	WE	5000000660	8/22/2012	24.10
52500000	Misc Expense (O&M)	WE	5000000660	8/22/2012	212.64
52500000	Misc Expense (O&M)	WE	5000000661	8/22/2012	277.21
52532000	Electricity	ZN	5000000701	8/22/2012	30.70
52534200	Conferences & Reg	ZF	5000000662	8/22/2012	55.00
52562500	Overnight Shippng	SA	100000887	8/22/2012	(5.02)
52562500	Overnight Shippng	KR	5000000666	8/22/2012	37.17
52562500	Overnight Shippng	KR	5000000666	8/22/2012	24.46
52562500	Overnight Shippng	KR	5000000666	8/22/2012	8.00
52562500	Overnight Shippng	KR	5000000667	8/22/2012	12.46
52562500	Overnight Shippng	KR	5000000667	8/22/2012	11.29
52571100	Add'l Security Costs	KR	5000000668	8/22/2012	1,008.75
52578000	Trash Removal	SA	100000887	8/22/2012	(26.02)
52578000	Trash Removal	KR	5000000664	8/22/2012	67.15
52583000	Water & WW	KR	5000000675	8/22/2012	35.74
52583000	Water & WW	KR	5000000677	8/22/2012	11.80
52583000	Water & WW	KR	5000000678	8/22/2012	33.32
52583000	Water & WW	KR	5000000682	8/22/2012	19.04
52583000	Water & WW	KR	5000000683	8/22/2012	23.80
53150000	Contr Svc-Other	KR	5000000663	8/22/2012	563.92
53151000	Contr Svc-Temp EE	KR	5000000676	8/22/2012	249.93
53151000	Contr Svc-Temp EE	KR	5000000679	8/22/2012	22.26
53151000	Contr Svc-Temp EE	KR	5000000680	8/22/2012	826.80
53151000	Contr Svc-Temp EE	KR	5000000681	8/22/2012	629.24
53151000	Contr Svc-Temp EE	KR	5000000684	8/22/2012	63.96
53151000	Contr Svc-Temp EE	KR	5000000685	8/22/2012	634.57
53151000	Contr Svc-Temp EE	KR	5000000686	8/22/2012	6.15
53155000	Contr Svc-Legal	KR	5000000665	8/22/2012	108.08
57010000	Uncoll Accts Exp	ZA	9400000268	8/22/2012	(182.72)
57010000	Uncoll Accts Exp	ZA	9400000268	8/22/2012	(24.00)
62520800	Misc Maint Permits	UZ	2000000019	8/22/2012	(3,275.14)
88107000	CAP Move-CWIP	UZ	2000000020	8/22/2012	475.06
88107000	CAP Move-CWIP	UZ	2000000020	8/22/2012	3,275.14
88107000	CAP Move-CWIP	UZ	2000000020	8/22/2012	1,449.26
88107000	CAP Move-CWIP	UZ	2000000020	8/22/2012	1,587.47
88107000	CAP Move-CWIP	UZ	2000000020	8/22/2012	565.59
88107000	CAP Move-CWIP	UZ	2000000020	8/22/2012	66.99
88107000	CAP Move-CWIP	UZ	2000000020	8/22/2012	140.96
88107000	CAP Move-CWIP	UZ	2000000020	8/22/2012	135.12
88257100	CAP Move-RWIP	UZ	2000000020	8/22/2012	4.79
88900000	CAP Move-Settlement	UZ	2000000020	8/22/2012	(479.85)
88900000	CAP Move-Settlement	UZ	2000000020	8/22/2012	(3,275.14)
88900000	CAP Move-Settlement	UZ	2000000020	8/22/2012	(1,449.26)
88900000	CAP Move-Settlement	UZ	2000000020	8/22/2012	(1,587.47)
88900000	CAP Move-Settlement	UZ	2000000020	8/22/2012	(565.59)
88900000	CAP Move-Settlement	UZ	2000000020	8/22/2012	(66.99)
88900000	CAP Move-Settlement	UZ	2000000020	8/22/2012	(135.12)
88900000	CAP Move-Settlement	UZ	2000000020	8/22/2012	(140.96)



## Kentucky American Water Company

Case No. 2012-00520

Response to PSC DR1, Item 31

Account	Description	Doc Type	Document Number	Posting Date	Amount
40111000	Res Sales Billed	ZA	9400000269	8/23/2012	(8.43)
40111000	Res Sales Billed	ZA	9400000269	8/23/2012	(135,737.98)
40121000	Com Sales Billed	ZA	9400000269	8/23/2012	(111,901.35)
40131000	Ind Sales Billed	ZA	9400000269	8/23/2012	(2,940.00)
40145000	Priv Fire Billed	ZA	9400000269	8/23/2012	(4,656.80)
40151000	Publ Auth Billed	ZA	9400000269	8/23/2012	(13,134.61)
40310300	OthRev-CFO	SA	100000830	8/23/2012	(73,576.52)
40310300	OthRev-CFO	SA	100000830	8/23/2012	(27,356.31)
40310300	OthRev-CFO	SA	100000830	8/23/2012	(36,287.86)
40310400	OthRev-NSF Ck Chrg	ZA	9400000269	8/23/2012	(132.00)
40310500	OthRev-Appl/InitFee	ZA	9400000269	8/23/2012	(182.00)
40310500	OthRev-Appl/InitFee	ZA	9400000269	8/23/2012	(4,628.00)
40310700	OthRev-Reconnct Fee	ZA	9400000269	8/23/2012	(442.00)
50171000	Annual Incent Plan	CF	9300000215	8/23/2012	(566.80)
50171000	Annual Incent Plan	CF	9300000215	8/23/2012	566.80
52000000	M&S Expense (O&M)	WA	5000000687	8/23/2012	313.04
52000000	M&S Expense (O&M)	WA	5000000687	8/23/2012	76.15
52000000	M&S Expense (O&M)	WA	5000000687	8/23/2012	39.57
52000000	M&S Expense (O&M)	WA	5000000687	8/23/2012	43.39
52000000	M&S Expense (O&M)	WA	5000000687	8/23/2012	57.43
52000000	M&S Expense (O&M)	WA	5000000687	8/23/2012	141.44
52000000	M&S Expense (O&M)	WA	5000000687	8/23/2012	122.08
52000000	M&S Expense (O&M)	WA	5000000687	8/23/2012	121.42
52000000	M&S Expense (O&M)	WA	5000000688	8/23/2012	1,104.32
52000000	M&S Expense (O&M)	WA	5000000688	8/23/2012	734.70
52000000	M&S Expense (O&M)	WA	5000000689	8/23/2012	238.91
52000000	M&S Expense (O&M)	WA	5000000689	8/23/2012	4,754.72
52000000	M&S Expense (O&M)	WA	5000000689	8/23/2012	519.48
52000000	M&S Expense (O&M)	WA	5000000689	8/23/2012	46.55
52000000	M&S Expense (O&M)	WA	5000000689	8/23/2012	85.95
52000000	M&S Expense (O&M)	WA	5000000689	8/23/2012	58.78
52000000	M&S Expense (O&M)	WA	5000000689	8/23/2012	261.69
52000000	M&S Expense (O&M)	KR	5000000696	8/23/2012	445.50
52000000	M&S Expense (O&M)	WA	5000000697	8/23/2012	2.52
52000000	M&S Expense (O&M)	WA	5000000699	8/23/2012	51.62
52000000	M&S Expense (O&M)	WA	5000000699	8/23/2012	43.80
52000000	M&S Expense (O&M)	WA	5000000699	8/23/2012	27.30
52000000	M&S Expense (O&M)	WA	5000000699	8/23/2012	4.89
52000000	M&S Expense (O&M)	WA	5000000699	8/23/2012	5.78
52000000	M&S Expense (O&M)	WA	5000000699	8/23/2012	40.76
52000000	M&S Expense (O&M)	WA	5000000704	8/23/2012	1,675.10
52000000	M&S Expense (O&M)	WA	5000000705	8/23/2012	44.82
52000000	M&S Expense (O&M)	WA	5000000705	8/23/2012	28.37
52000000	M&S Expense (O&M)	WA	5000000705	8/23/2012	61.35
52000000	M&S Expense (O&M)	WA	5000000705	8/23/2012	41.87
52000000	M&S Expense (O&M)	WA	5000000719	8/23/2012	41.30
52000000	M&S Expense (O&M)	WA	5000000719	8/23/2012	81.33
52000000	M&S Expense (O&M)	WA	5000000719	8/23/2012	24.80
52000000	M&S Expense (O&M)	WA	5000000719	8/23/2012	75.76
52000000	M&S Expense (O&M)	WA	5000000719	8/23/2012	87.18
52000000	M&S Expense (O&M)	WA	5000000719	8/23/2012	300.98
52000000	M&S Expense (O&M)	WA	5000000720	8/23/2012	(150.49)
52000000	M&S Expense (O&M)	WA	5000000721	8/23/2012	275.59

## Kentucky American Water Company

Case No. 2012-00520

Response to PSC DR1, Item 31

Account	Description	Doc Type	Document Number	Posting Date	Amount
52000000	M&S Expense (O&M)	WA	5000000721	8/23/2012	418.28
52000000	M&S Expense (O&M)	WA	5000000721	8/23/2012	1,040.50
52000000	M&S Expense (O&M)	WA	5000000727	8/23/2012	(41.87)
52000000	M&S Expense (O&M)	WA	5000000728	8/23/2012	378.89
52000000	M&S Expense (O&M)	WA	5000000728	8/23/2012	81.33
52000000	M&S Expense (O&M)	WA	5000000728	8/23/2012	44.63
52000000	M&S Expense (O&M)	WA	5000000728	8/23/2012	85.95
52000000	M&S Expense (O&M)	WA	5000000728	8/23/2012	71.32
52000000	M&S Expense (O&M)	WA	5000000729	8/23/2012	(30.10)
52000000	M&S Expense (O&M)	WA	5000000730	8/23/2012	(150.76)
52000000	M&S Expense (O&M)	WA	5000000731	8/23/2012	150.76
52000000	M&S Expense (O&M)	WA	5000000732	8/23/2012	30.10
52000000	M&S Expense (O&M)	WA	5000000733	8/23/2012	(150.76)
52000000	M&S Expense (O&M)	WA	5000000734	8/23/2012	(30.10)
52000000	M&S Expense (O&M)	WA	5000000735	8/23/2012	150.76
52000000	M&S Expense (O&M)	WA	5000000736	8/23/2012	30.10
52000000	M&S Expense (O&M)	WA	5000000737	8/23/2012	81.33
52000000	M&S Expense (O&M)	WA	5000000737	8/23/2012	44.63
52500000	Misc Expense (O&M)	KR	5000000709	8/23/2012	236.74
52500000	Misc Expense (O&M)	KR	5000000712	8/23/2012	170.11
52500000	Misc Expense (O&M)	KR	5000000718	8/23/2012	383.36
52527000	Directors Fees	ZF	5000000692	8/23/2012	3,333.33
52527000	Directors Fees	ZF	5000000694	8/23/2012	3,333.33
52535000	Meals Deductible	KR	5000000702	8/23/2012	111.45
52535000	Meals Deductible	KR	5000000702	8/23/2012	183.78
52542000	Forms	KR	5000000703	8/23/2012	57.06
52546000	Grounds Keeping	KR	5000000715	8/23/2012	148.40
52546000	Grounds Keeping	KR	5000000715	8/23/2012	89.04
52546000	Grounds Keeping	KR	5000000715	8/23/2012	53.00
52546000	Grounds Keeping	KR	5000000716	8/23/2012	260.76
52562000	Office Supplies	KR	5000000702	8/23/2012	216.44
52562000	Office Supplies	WE	5000000706	8/23/2012	83.61
52562000	Office Supplies	WE	5000000708	8/23/2012	51.39
52562000	Office Supplies	WE	5000000708	8/23/2012	7.50
52574000	Telephone	ZC	9400000266	8/23/2012	43.90
52574000	Telephone	ZC	9400000266	8/23/2012	43.90
52574000	Telephone	ZC	9400000266	8/23/2012	279.69
52574000	Telephone	ZC	9400000266	8/23/2012	1,172.72
52574000	Telephone	ZC	9400000266	8/23/2012	115.92
52574000	Telephone	ZC	9400000266	8/23/2012	160.06
52574000	Telephone	ZC	9400000266	8/23/2012	2,532.19
52574000	Telephone	ZC	9400000266	8/23/2012	40.20
52574000	Telephone	ZC	9400000267	8/23/2012	159.88
52574000	Telephone	ZC	9400000267	8/23/2012	257.38
52574000	Telephone	ZC	9400000267	8/23/2012	2,386.63
52574100	Cell Phone	ZC	9400000266	8/23/2012	46.61
52574100	Cell Phone	ZC	9400000266	8/23/2012	928.07
52574100	Cell Phone	ZC	9400000266	8/23/2012	699.39
52574100	Cell Phone	ZC	9400000266	8/23/2012	46.61
52574100	Cell Phone	ZC	9400000267	8/23/2012	14.95
52583000	Water & WW	KR	5000000710	8/23/2012	20.18
52583000	Water & WW	KR	5000000713	8/23/2012	20.57
52583000	Water & WW	KR	5000000717	8/23/2012	33.32

Kentucky American Water Company  
Case No. 2012-00520  
Response to PSC DR1, Item 31

Account	Description	Doc Type	Document Number	Posting Date	Amount
53150000	Contr Svc-Other	KR	5000000698	8/23/2012	6,808.38
53150000	Contr Svc-Other	KR	5000000700	8/23/2012	133,968.08
53150000	Contr Svc-Other	KR	5000000700	8/23/2012	14,885.35
53150000	Contr Svc-Other	KR	5000000714	8/23/2012	89.04
53150000	Contr Svc-Other	KR	5000000714	8/23/2012	296.80
53150000	Contr Svc-Other	KR	5000000714	8/23/2012	37.10
53150000	Contr Svc-Other	KR	5000000714	8/23/2012	53.00
53150000	Contr Svc-Other	KR	5000000714	8/23/2012	267.12
53150000	Contr Svc-Other	KR	5000000714	8/23/2012	50.60
53150000	Contr Svc-Other	KR	5000000714	8/23/2012	24.77
53150000	Contr Svc-Other	KR	5000000714	8/23/2012	95.40
53150000	Contr Svc-Other	KR	5000000714	8/23/2012	53.00
53150000	Contr Svc-Other	KR	5000000714	8/23/2012	74.20
53150000	Contr Svc-Other	KR	5000000714	8/23/2012	25.30
53150000	Contr Svc-Other	KR	5000000714	8/23/2012	26.50
53150000	Contr Svc-Other	KR	5000000714	8/23/2012	12.72
53151000	Contr Svc-Temp EE	KR	5000000711	8/23/2012	8,922.23
57010000	Uncoll Accts Exp	ZA	9400000269	8/23/2012	(98.21)
71521000	M&J Expenses	SA	100000828	8/23/2012	802.63
71521000	M&J Expenses	SA	100000828	8/23/2012	(802.63)
72802100	CIAC Rcpt Non-SrvClr	DR	4000000234	8/23/2012	(54,705.00)
40111000	Res Sales Billed	ZA	9400000270	8/24/2012	(221,019.14)
40111000	Res Sales Billed	ZA	9400000270	8/24/2012	(8.90)
40111000	Res Sales Billed	ZA	9400000270	8/24/2012	(22.61)
40121000	Com Sales Billed	ZA	9400000270	8/24/2012	(47,010.71)
40145000	Priv Fire Billed	ZA	9400000270	8/24/2012	(3,261.89)
40151000	Publ Auth Billed	ZA	9400000270	8/24/2012	(7,826.14)
40211000	Dom WW Svc Billed	ZA	9400000270	8/24/2012	(4.94)
40211000	Dom WW Svc Billed	ZA	9400000270	8/24/2012	(25.89)
40310400	OthRev-NSF Ck Chrg	ZA	9400000270	8/24/2012	(216.00)
40310500	OthRev-Appl/InitFee	ZA	9400000270	8/24/2012	(2,808.00)
40310500	OthRev-Appl/InitFee	ZA	9400000270	8/24/2012	(26.00)
40310700	OthRev-Reconnct Fee	ZA	9400000270	8/24/2012	(390.00)
50100000	Labor Expense	PA	7000000048	8/24/2012	1,715.20
50100000	Labor Expense	PA	7000000029	8/24/2012	1,987.29
50100000	Labor Expense	PA	7000000029	8/24/2012	19,866.75
50100000	Labor Expense	PA	7000000029	8/24/2012	538.56
50100000	Labor Expense	PA	7000000029	8/24/2012	1,495.88
50100000	Labor Expense	PA	7000000029	8/24/2012	18.41
50100000	Labor Expense	PA	7000000029	8/24/2012	1,255.52
50100000	Labor Expense	PA	7000000029	8/24/2012	1,000.56
50100000	Labor Expense	PA	7000000029	8/24/2012	4,290.74
50100000	Labor Expense	PA	7000000029	8/24/2012	538.56
50100000	Labor Expense	PA	7000000029	8/24/2012	880.29
50100000	Labor Expense	PA	7000000029	8/24/2012	518.40
50100000	Labor Expense	PA	7000000029	8/24/2012	644.90
50100000	Labor Expense	PA	7000000029	8/24/2012	366.32
50100000	Labor Expense	PA	7000000029	8/24/2012	6,658.59
50100000	Labor Expense	PA	7000000029	8/24/2012	773.49
50100000	Labor Expense	PA	7000000029	8/24/2012	64.32
50100000	Labor Expense	PA	7000000029	8/24/2012	826.82
50100000	Labor Expense	PA	7000000029	8/24/2012	33,090.38
50100000	Labor Expense	PA	7000000029	8/24/2012	1,280.00

## Kentucky American Water Company

Case No. 2012-00520

Response to PSC DR1, Item 31

Account	Description	Doc Type	Document Number	Posting Date	Amount
50100000	Labor Expense	PA	7000000029	8/24/2012	615.36
50100000	Labor Expense	PA	7000000029	8/24/2012	967.20
50100000	Labor Expense	PA	7000000029	8/24/2012	930.93
50100000	Labor Expense	PA	7000000029	8/24/2012	1,866.08
50100000	Labor Expense	PA	7000000029	8/24/2012	289.72
50100000	Labor Expense	PA	7000000029	8/24/2012	1,091.84
50100000	Labor Expense	PA	7000000029	8/24/2012	291.34
50100000	Labor Expense	PA	7000000029	8/24/2012	41.62
50100000	Labor Expense	PA	7000000029	8/24/2012	1,782.80
50100000	Labor Expense	PA	7000000029	8/24/2012	2,329.40
50100000	Labor Expense	PA	7000000029	8/24/2012	268.48
50100000	Labor Expense	PA	7000000029	8/24/2012	900.55
50100000	Labor Expense	PA	7000000029	8/24/2012	962.64
50100000	Labor Expense	PA	7000000029	8/24/2012	481.32
50100000	Labor Expense	PA	7000000029	8/24/2012	481.32
50100000	Labor Expense	PA	7000000029	8/24/2012	920.91
50100000	Labor Expense	PA	7000000029	8/24/2012	248.42
50100000	Labor Expense	PA	7000000029	8/24/2012	386.72
50100000	Labor Expense	PA	7000000029	8/24/2012	754.24
50100000	Labor Expense	PA	7000000029	8/24/2012	1,748.00
50100000	Labor Expense	PA	7000000029	8/24/2012	44,377.11
50100000	Labor Expense	PA	7000000029	8/24/2012	6,068.79
50100000	Labor Expense	PA	7000000029	8/24/2012	638.82
50100000	Labor Expense	PA	7000000029	8/24/2012	219.60
50100000	Labor Expense	PA	7000000029	8/24/2012	1,976.40
50100000	Labor Expense	PA	7000000029	8/24/2012	10,904.11
50100000	Labor Expense	PA	7000000029	8/24/2012	7,244.28
50100000	Labor Expense	PA	7000000029	8/24/2012	3,786.46
50100000	Labor Expense	PA	7000000029	8/24/2012	4,089.74
50100000	Labor Expense	PA	7000000029	8/24/2012	2,195.91
50100000	Labor Expense	PA	7000000029	8/24/2012	7,167.63
50100000	Labor Expense	PA	7000000029	8/24/2012	9,066.69
50100000	Labor Expense	PA	7000000029	8/24/2012	444.94
50100000	Labor Expense	PA	7000000029	8/24/2012	156.25
50100000	Labor Expense	PA	7000000029	8/24/2012	187.50
50100000	Labor Expense	PA	7000000029	8/24/2012	187.50
50100000	Labor Expense	PA	7000000029	8/24/2012	4,621.66
50100000	Labor Expense	PA	7000000029	8/24/2012	10,306.34
50100000	Labor Expense	PA	7000000029	8/24/2012	14,748.48
50100000	Labor Expense	PA	7000000029	8/24/2012	12,546.40
50100000	Labor Expense	PA	7000000029	8/24/2012	2,099.70
50100000	Labor Expense	PA	7000000029	8/24/2012	695.42
50100000	Labor Expense	PA	7000000029	8/24/2012	387.59
50100000	Labor Expense	PA	7000000029	8/24/2012	10,012.65
50100000	Labor Expense	PA	7000000029	8/24/2012	204.24
50100000	Labor Expense	PA	7000000029	8/24/2012	2,574.60
50100000	Labor Expense	PA	7000000029	8/24/2012	3,800.80
50100000	Labor Expense	PA	7000000029	8/24/2012	5,863.78
50100000	Labor Expense	PA	7000000029	8/24/2012	247.20
50100000	Labor Expense	PA	7000000029	8/24/2012	865.50
50100000	Labor Expense	PA	7000000029	8/24/2012	804.00
50100000	Labor Expense	PA	7000000029	8/24/2012	534.64
50100000	Labor Expense	PA	7000000029	8/24/2012	1,063.83

## Kentucky American Water Company

Case No. 2012-00520

Response to PSC DR1, Item 31

Account	Description	Doc Type	Document Number	Posting Date	Amount
50100000	Labor Expense	PA	7000000029	8/24/2012	84.60
50100000	Labor Expense	PA	7000000029	8/24/2012	902.87
50100000	Labor Expense	PA	7000000029	8/24/2012	69.22
50109900	Labor Cap Credits	UZ	2000000022	8/24/2012	(219.60)
50109900	Labor Cap Credits	UZ	2000000022	8/24/2012	(219.60)
50109900	Labor Cap Credits	UZ	2000000022	8/24/2012	(1,976.40)
50109900	Labor Cap Credits	UZ	2000000022	8/24/2012	(1,976.40)
50109900	Labor Cap Credits	UZ	2000000022	8/24/2012	(538.56)
50109900	Labor Cap Credits	UZ	2000000022	8/24/2012	(538.56)
50109900	Labor Cap Credits	UZ	2000000021	8/24/2012	(538.56)
50109900	Labor Cap Credits	UZ	2000000022	8/24/2012	(538.56)
50109900	Labor Cap Credits	UZ	2000000021	8/24/2012	(69.22)
50109900	Labor Cap Credits	UZ	2000000022	8/24/2012	(69.22)
50109900	Labor Cap Credits	UZ	2000000022	8/24/2012	(366.32)
50109900	Labor Cap Credits	UZ	2000000022	8/24/2012	(366.32)
50109900	Labor Cap Credits	UZ	2000000022	8/24/2012	(247.20)
50109900	Labor Cap Credits	UZ	2000000022	8/24/2012	(333.73)
50109900	Labor Cap Credits	UZ	2000000021	8/24/2012	(518.40)
50109900	Labor Cap Credits	UZ	2000000022	8/24/2012	(518.40)
50109900	Labor Cap Credits	UZ	2000000021	8/24/2012	(187.50)
50109900	Labor Cap Credits	UZ	2000000022	8/24/2012	(187.50)
50109900	Labor Cap Credits	UZ	2000000021	8/24/2012	(7,244.28)
50109900	Labor Cap Credits	UZ	2000000022	8/24/2012	(7,819.57)
50109900	Labor Cap Credits	UZ	2000000021	8/24/2012	(962.64)
50109900	Labor Cap Credits	UZ	2000000022	8/24/2012	(962.64)
50109900	Labor Cap Credits	UZ	2000000022	8/24/2012	(481.32)
50109900	Labor Cap Credits	UZ	2000000022	8/24/2012	(481.32)
50109900	Labor Cap Credits	UZ	2000000022	8/24/2012	(481.32)
50109900	Labor Cap Credits	UZ	2000000022	8/24/2012	(481.32)
50109900	Labor Cap Credits	UZ	2000000022	8/24/2012	(773.49)
50109900	Labor Cap Credits	UZ	2000000022	8/24/2012	(3,513.75)
50109900	Labor Cap Credits	UZ	2000000022	8/24/2012	(811.39)
50109900	Labor Cap Credits	UZ	2000000021	8/24/2012	(754.24)
50109900	Labor Cap Credits	UZ	2000000022	8/24/2012	(754.24)
50109900	Labor Cap Credits	UZ	2000000021	8/24/2012	(72.52)
50109900	Labor Cap Credits	UZ	2000000021	8/24/2012	(18.41)
50109900	Labor Cap Credits	UZ	2000000021	8/24/2012	(116.87)
50109900	Labor Cap Credits	UZ	2000000021	8/24/2012	(2,099.70)
50109900	Labor Cap Credits	UZ	2000000021	8/24/2012	(2,099.70)
50109900	Labor Cap Credits	UZ	2000000021	8/24/2012	(1,180.23)
50109900	Labor Cap Credits	UZ	2000000022	8/24/2012	(902.87)
50109900	Labor Cap Credits	UZ	2000000021	8/24/2012	(2,195.91)
50109900	Labor Cap Credits	UZ	2000000021	8/24/2012	(2,195.91)
50109900	Labor Cap Credits	UZ	2000000022	8/24/2012	(695.42)
50109900	Labor Cap Credits	UZ	2000000022	8/24/2012	(695.42)
50109900	Labor Cap Credits	UZ	2000000021	8/24/2012	(387.59)
50109900	Labor Cap Credits	UZ	2000000022	8/24/2012	(387.59)
50109900	Labor Cap Credits	UZ	2000000021	8/24/2012	(920.91)
50109900	Labor Cap Credits	UZ	2000000021	8/24/2012	(1,107.69)
50109900	Labor Cap Credits	UZ	2000000021	8/24/2012	(2,574.60)
50109900	Labor Cap Credits	UZ	2000000022	8/24/2012	(2,774.03)
50109900	Labor Cap Credits	UZ	2000000021	8/24/2012	(930.62)
50109900	Labor Cap Credits	UZ	2000000022	8/24/2012	(386.72)

Kentucky American Water Company

Case No. 2012-00520

Response to PSC DR1, Item 31

Account	Description	Doc Type	Document Number	Posting Date	Amount
50109900	Labor Cap Credits	UZ	2000000022	8/24/2012	(248.42)
50109900	Labor Cap Credits	UZ	2000000022	8/24/2012	(248.42)
50109900	Labor Cap Credits	UZ	2000000021	8/24/2012	(930.93)
50109900	Labor Cap Credits	UZ	2000000022	8/24/2012	(930.93)
50109900	Labor Cap Credits	UZ	2000000022	8/24/2012	(187.50)
50109900	Labor Cap Credits	UZ	2000000022	8/24/2012	(187.50)
50109900	Labor Cap Credits	UZ	2000000022	8/24/2012	(444.94)
50109900	Labor Cap Credits	UZ	2000000022	8/24/2012	(444.94)
50109900	Labor Cap Credits	UZ	2000000022	8/24/2012	(156.25)
50109900	Labor Cap Credits	UZ	2000000022	8/24/2012	(156.25)
50109900	Labor Cap Credits	UZ	2000000022	8/24/2012	(291.34)
50109900	Labor Cap Credits	UZ	2000000022	8/24/2012	(291.34)
50109900	Labor Cap Credits	UZ	2000000021	8/24/2012	(41.62)
50109900	Labor Cap Credits	UZ	2000000022	8/24/2012	(41.62)
50109900	Labor Cap Credits	UZ	2000000021	8/24/2012	(967.20)
50109900	Labor Cap Credits	UZ	2000000022	8/24/2012	(967.20)
50110000	Labor NS OT -Natural	PA	7000000029	8/24/2012	2,899.15
50110000	Labor NS OT -Natural	PA	7000000029	8/24/2012	4,664.91
50110000	Labor NS OT -Natural	PA	7000000029	8/24/2012	98.46
50110000	Labor NS OT -Natural	PA	7000000029	8/24/2012	404.71
50110000	Labor NS OT -Natural	PA	7000000029	8/24/2012	447.66
50110000	Labor NS OT -Natural	PA	7000000029	8/24/2012	1,506.83
50110000	Labor NS OT -Natural	PA	7000000029	8/24/2012	64.74
50110000	Labor NS OT -Natural	PA	7000000029	8/24/2012	76.84
50110000	Labor NS OT -Natural	PA	7000000029	8/24/2012	16.41
50110000	Labor NS OT -Natural	PA	7000000029	8/24/2012	952.48
50110000	Labor NS OT -Natural	PA	7000000029	8/24/2012	283.29
50110000	Labor NS OT -Natural	PA	7000000029	8/24/2012	186.78
50110000	Labor NS OT -Natural	PA	7000000029	8/24/2012	63.18
50110000	Labor NS OT -Natural	PA	7000000029	8/24/2012	372.72
50110000	Labor NS OT -Natural	PA	7000000029	8/24/2012	86.53
50110000	Labor NS OT -Natural	PA	7000000029	8/24/2012	199.43
50110000	Labor NS OT -Natural	PA	7000000029	8/24/2012	543.90
50110000	Labor NS OT -Natural	PA	7000000029	8/24/2012	309.42
50110000	Labor NS OT -Natural	PA	7000000029	8/24/2012	72.52
50110000	Labor NS OT -Natural	PA	7000000029	8/24/2012	322.96
50110000	Labor NS OT -Natural	PA	7000000029	8/24/2012	8,247.25
50110000	Labor NS OT -Natural	PA	7000000029	8/24/2012	196.56
50110000	Labor NS OT -Natural	PA	7000000029	8/24/2012	499.15
50110000	Labor NS OT -Natural	PA	7000000029	8/24/2012	375.35
50110000	Labor NS OT -Natural	PA	7000000029	8/24/2012	1,944.19
50110000	Labor NS OT -Natural	PA	7000000029	8/24/2012	995.31
50110000	Labor NS OT -Natural	PA	7000000029	8/24/2012	811.39
50110000	Labor NS OT -Natural	PA	7000000029	8/24/2012	277.36
50110000	Labor NS OT -Natural	PA	7000000029	8/24/2012	17.31
50110000	Labor NS OT -Natural	PA	7000000029	8/24/2012	1,160.32
50119900	LaborNSOT CapCredits	UZ	2000000021	8/24/2012	(86.53)
50119900	LaborNSOT CapCredits	UZ	2000000022	8/24/2012	(309.42)
50119900	LaborNSOT CapCredits	UZ	2000000022	8/24/2012	(447.66)
50119900	LaborNSOT CapCredits	UZ	2000000022	8/24/2012	(811.39)
50119900	LaborNSOT CapCredits	UZ	2000000022	8/24/2012	(72.52)
50119900	LaborNSOT CapCredits	UZ	2000000022	8/24/2012	(98.46)
50119900	LaborNSOT CapCredits	UZ	2000000022	8/24/2012	(277.36)

Kentucky American Water Company

Case No. 2012-00520

Response to PSC DR1, Item 31

Account	Description	Doc Type	Document Number	Posting Date	Amount
50119900	LaborNSOT CapCredits	UZ	2000000022	8/24/2012	(186.78)
50119900	LaborNSOT CapCredits	UZ	2000000022	8/24/2012	(199.43)
50119900	LaborNSOT CapCredits	UZ	2000000022	8/24/2012	(543.90)
50120000	Labor OT - Natural	PA	7000000029	8/24/2012	362.55
50120000	Labor OT - Natural	PA	7000000029	8/24/2012	548.21
50120000	Labor OT - Natural	PA	7000000029	8/24/2012	265.87
50120000	Labor OT - Natural	PA	7000000029	8/24/2012	2,292.60
50120000	Labor OT - Natural	PA	7000000029	8/24/2012	230.70
50129900	Labor OT Cap Credits	UZ	2000000022	8/24/2012	(265.87)
50129900	Labor OT Cap Credits	UZ	2000000022	8/24/2012	(2,292.60)
50171000	Annual Incent Plan	PA	7000000029	8/24/2012	566.80
50421000	401k Expense	PA	7000000048	8/24/2012	25.73
50421000	401k Expense	PA	7000000029	8/24/2012	18.22
50421000	401k Expense	PA	7000000029	8/24/2012	454.24
50421000	401k Expense	PA	7000000029	8/24/2012	16.13
50421000	401k Expense	PA	7000000029	8/24/2012	80.50
50421000	401k Expense	PA	7000000029	8/24/2012	37.54
50421000	401k Expense	PA	7000000029	8/24/2012	28.47
50421000	401k Expense	PA	7000000029	8/24/2012	125.44
50421000	401k Expense	PA	7000000029	8/24/2012	0.74
50421000	401k Expense	PA	7000000029	8/24/2012	11.07
50421000	401k Expense	PA	7000000029	8/24/2012	8.05
50421000	401k Expense	PA	7000000029	8/24/2012	10.03
50421000	401k Expense	PA	7000000029	8/24/2012	32.14
50421000	401k Expense	PA	7000000029	8/24/2012	780.54
50421000	401k Expense	PA	7000000029	8/24/2012	40.37
50421000	401k Expense	PA	7000000029	8/24/2012	33.31
50421000	401k Expense	PA	7000000029	8/24/2012	12.96
50421000	401k Expense	PA	7000000029	8/24/2012	15.38
50421000	401k Expense	PA	7000000029	8/24/2012	24.20
50421000	401k Expense	PA	7000000029	8/24/2012	0.86
50421000	401k Expense	PA	7000000029	8/24/2012	1.72
50421000	401k Expense	PA	7000000029	8/24/2012	1.73
50421000	401k Expense	PA	7000000029	8/24/2012	23.25
50421000	401k Expense	PA	7000000029	8/24/2012	2.60
50421000	401k Expense	PA	7000000029	8/24/2012	37.14
50421000	401k Expense	PA	7000000029	8/24/2012	8.43
50421000	401k Expense	PA	7000000029	8/24/2012	369.14
50421000	401k Expense	PA	7000000029	8/24/2012	28.14
50421000	401k Expense	PA	7000000029	8/24/2012	3.24
50421000	401k Expense	PA	7000000029	8/24/2012	17.28
50421000	401k Expense	PA	7000000029	8/24/2012	3.78
50421000	401k Expense	PA	7000000029	8/24/2012	0.54
50421000	401k Expense	PA	7000000029	8/24/2012	2.16
50421000	401k Expense	PA	7000000029	8/24/2012	35.77
50421000	401k Expense	PA	7000000029	8/24/2012	38.47
50421000	401k Expense	PA	7000000029	8/24/2012	19.26
50421000	401k Expense	PA	7000000029	8/24/2012	19.26
50421000	401k Expense	PA	7000000029	8/24/2012	10.27
50421000	401k Expense	PA	7000000029	8/24/2012	1.81
50421000	401k Expense	PA	7000000029	8/24/2012	28.92
50421000	401k Expense	PA	7000000029	8/24/2012	64.31
50421000	401k Expense	PA	7000000029	8/24/2012	67.80

## Kentucky American Water Company

Case No. 2012-00520

Response to PSC DR1, Item 31

Account	Description	Doc Type	Document Number	Posting Date	Amount
50421000	401k Expense	PA	7000000029	8/24/2012	58.22
50421000	401k Expense	PA	7000000029	8/24/2012	750.47
50421000	401k Expense	PA	7000000029	8/24/2012	5.50
50421000	401k Expense	PA	7000000029	8/24/2012	49.41
50421000	401k Expense	PA	7000000029	8/24/2012	20.81
50421000	401k Expense	PA	7000000029	8/24/2012	61.09
50421000	401k Expense	PA	7000000029	8/24/2012	104.80
50421000	401k Expense	PA	7000000029	8/24/2012	116.54
50421000	401k Expense	PA	7000000029	8/24/2012	161.49
50421000	401k Expense	PA	7000000029	8/24/2012	302.11
50421000	401k Expense	PA	7000000029	8/24/2012	260.27
50421000	401k Expense	PA	7000000029	8/24/2012	7.50
50421000	401k Expense	PA	7000000029	8/24/2012	7.50
50421000	401k Expense	PA	7000000029	8/24/2012	6.25
50421000	401k Expense	PA	7000000029	8/24/2012	17.80
50421000	401k Expense	PA	7000000029	8/24/2012	132.78
50421000	401k Expense	PA	7000000029	8/24/2012	131.93
50421000	401k Expense	PA	7000000029	8/24/2012	8.89
50421000	401k Expense	PA	7000000029	8/24/2012	239.14
50421000	401k Expense	PA	7000000029	8/24/2012	391.43
50421000	401k Expense	PA	7000000029	8/24/2012	247.27
50421000	401k Expense	PA	7000000029	8/24/2012	54.52
50421000	401k Expense	PA	7000000029	8/24/2012	8.17
50421000	401k Expense	PA	7000000029	8/24/2012	12.94
50421000	401k Expense	PA	7000000029	8/24/2012	27.20
50421000	401k Expense	PA	7000000029	8/24/2012	78.63
50421000	401k Expense	PA	7000000029	8/24/2012	34.63
50421000	401k Expense	PA	7000000029	8/24/2012	38.17
50421000	401k Expense	PA	7000000029	8/24/2012	2.77
50421100	401k Exp Cap Credits	UZ	2000000022	8/24/2012	(5.50)
50421100	401k Exp Cap Credits	UZ	2000000022	8/24/2012	(5.50)
50421100	401k Exp Cap Credits	UZ	2000000021	8/24/2012	(49.41)
50421100	401k Exp Cap Credits	UZ	2000000021	8/24/2012	(49.41)
50421100	401k Exp Cap Credits	UZ	2000000022	8/24/2012	(1.72)
50421100	401k Exp Cap Credits	UZ	2000000022	8/24/2012	(1.72)
50421100	401k Exp Cap Credits	UZ	2000000022	8/24/2012	(1.73)
50421100	401k Exp Cap Credits	UZ	2000000022	8/24/2012	(1.73)
50421100	401k Exp Cap Credits	UZ	2000000022	8/24/2012	(2.77)
50421100	401k Exp Cap Credits	UZ	2000000022	8/24/2012	(2.77)
50421100	401k Exp Cap Credits	UZ	2000000021	8/24/2012	(0.86)
50421100	401k Exp Cap Credits	UZ	2000000022	8/24/2012	(0.86)
50421100	401k Exp Cap Credits	UZ	2000000021	8/24/2012	(2.60)
50421100	401k Exp Cap Credits	UZ	2000000021	8/24/2012	(2.60)
50421100	401k Exp Cap Credits	UZ	2000000022	8/24/2012	(12.96)
50421100	401k Exp Cap Credits	UZ	2000000022	8/24/2012	(12.96)
50421100	401k Exp Cap Credits	UZ	2000000022	8/24/2012	(7.50)
50421100	401k Exp Cap Credits	UZ	2000000022	8/24/2012	(7.50)
50421100	401k Exp Cap Credits	UZ	2000000022	8/24/2012	(161.49)
50421100	401k Exp Cap Credits	UZ	2000000022	8/24/2012	(161.49)
50421100	401k Exp Cap Credits	UZ	2000000022	8/24/2012	(38.47)
50421100	401k Exp Cap Credits	UZ	2000000022	8/24/2012	(38.47)
50421100	401k Exp Cap Credits	UZ	2000000021	8/24/2012	(19.26)
50421100	401k Exp Cap Credits	UZ	2000000022	8/24/2012	(19.26)



Kentucky American Water Company  
Case No. 2012-00520  
Response to PSC DR1, Item 31

Account	Description	Doc Type	Document Number	Posting Date	Amount
50421100	401k Exp Cap Credits	UZ	2000000022	8/24/2012	(19.26)
50421100	401k Exp Cap Credits	UZ	2000000022	8/24/2012	(19.26)
50421100	401k Exp Cap Credits	UZ	2000000021	8/24/2012	(64.31)
50421100	401k Exp Cap Credits	UZ	2000000022	8/24/2012	(64.31)
50421100	401k Exp Cap Credits	UZ	2000000022	8/24/2012	(11.07)
50421100	401k Exp Cap Credits	UZ	2000000022	8/24/2012	(11.07)
50421100	401k Exp Cap Credits	UZ	2000000021	8/24/2012	(28.92)
50421100	401k Exp Cap Credits	UZ	2000000022	8/24/2012	(28.92)
50421100	401k Exp Cap Credits	UZ	2000000022	8/24/2012	(1.81)
50421100	401k Exp Cap Credits	UZ	2000000022	8/24/2012	(1.81)
50421100	401k Exp Cap Credits	UZ	2000000021	8/24/2012	(0.74)
50421100	401k Exp Cap Credits	UZ	2000000022	8/24/2012	(0.74)
50421100	401k Exp Cap Credits	UZ	2000000022	8/24/2012	(40.37)
50421100	401k Exp Cap Credits	UZ	2000000022	8/24/2012	(40.37)
50421100	401k Exp Cap Credits	UZ	2000000022	8/24/2012	(18.22)
50421100	401k Exp Cap Credits	UZ	2000000022	8/24/2012	(18.22)
50421100	401k Exp Cap Credits	UZ	2000000022	8/24/2012	(54.52)
50421100	401k Exp Cap Credits	UZ	2000000022	8/24/2012	(54.52)
50421100	401k Exp Cap Credits	UZ	2000000022	8/24/2012	(8.89)
50421100	401k Exp Cap Credits	UZ	2000000022	8/24/2012	(8.89)
50421100	401k Exp Cap Credits	UZ	2000000022	8/24/2012	(37.14)
50421100	401k Exp Cap Credits	UZ	2000000022	8/24/2012	(37.14)
50421100	401k Exp Cap Credits	UZ	2000000022	8/24/2012	(12.94)
50421100	401k Exp Cap Credits	UZ	2000000022	8/24/2012	(12.94)
50421100	401k Exp Cap Credits	UZ	2000000021	8/24/2012	(10.27)
50421100	401k Exp Cap Credits	UZ	2000000022	8/24/2012	(10.27)
50421100	401k Exp Cap Credits	UZ	2000000022	8/24/2012	(8.43)
50421100	401k Exp Cap Credits	UZ	2000000022	8/24/2012	(8.43)
50421100	401k Exp Cap Credits	UZ	2000000022	8/24/2012	(23.25)
50421100	401k Exp Cap Credits	UZ	2000000022	8/24/2012	(23.25)
50421100	401k Exp Cap Credits	UZ	2000000021	8/24/2012	(7.50)
50421100	401k Exp Cap Credits	UZ	2000000022	8/24/2012	(7.50)
50421100	401k Exp Cap Credits	UZ	2000000021	8/24/2012	(17.80)
50421100	401k Exp Cap Credits	UZ	2000000022	8/24/2012	(17.80)
50421100	401k Exp Cap Credits	UZ	2000000022	8/24/2012	(6.25)
50421100	401k Exp Cap Credits	UZ	2000000022	8/24/2012	(6.25)
50421100	401k Exp Cap Credits	UZ	2000000022	8/24/2012	(3.78)
50421100	401k Exp Cap Credits	UZ	2000000022	8/24/2012	(3.78)
50421100	401k Exp Cap Credits	UZ	2000000022	8/24/2012	(0.54)
50421100	401k Exp Cap Credits	UZ	2000000022	8/24/2012	(0.54)
50421100	401k Exp Cap Credits	UZ	2000000021	8/24/2012	(24.20)
50421100	401k Exp Cap Credits	UZ	2000000021	8/24/2012	(24.20)
50422000	DCP Expense	PA	7000000048	8/24/2012	90.05
50422000	DCP Expense	PA	7000000029	8/24/2012	35.10
50422000	DCP Expense	PA	7000000029	8/24/2012	6.05
50422000	DCP Expense	PA	7000000029	8/24/2012	320.07
50422000	DCP Expense	PA	7000000029	8/24/2012	387.91
50422000	DCP Expense	PA	7000000029	8/24/2012	256.21
50422000	DCP Expense	PA	7000000029	8/24/2012	20.75
50422000	DCP Expense	PA	7000000029	8/24/2012	42.24
50422000	DCP Expense	PA	7000000029	8/24/2012	3.38
50422000	DCP Expense	PA	7000000029	8/24/2012	335.75
50422000	DCP Expense	PA	7000000029	8/24/2012	10.55

## Kentucky American Water Company

Case No. 2012-00520

Response to PSC DR1, Item 31

Account	Description	Doc Type	Document Number	Posting Date	Amount
50422000	DCP Expense	PA	7000000029	8/24/2012	14.70
50422000	DCP Expense	PA	7000000029	8/24/2012	21.00
50422000	DCP Expense	PA	7000000029	8/24/2012	7.35
50422000	DCP Expense	PA	7000000029	8/24/2012	1.05
50422000	DCP Expense	PA	7000000029	8/24/2012	67.20
50422000	DCP Expense	PA	7000000029	8/24/2012	52.94
50422000	DCP Expense	PA	7000000029	8/24/2012	388.33
50422000	DCP Expense	PA	7000000029	8/24/2012	15.23
50422000	DCP Expense	PA	7000000029	8/24/2012	12.69
50422000	DCP Expense	PA	7000000029	8/24/2012	389.98
50422000	DCP Expense	PA	7000000029	8/24/2012	13.04
50422000	DCP Expense	PA	7000000029	8/24/2012	58.15
50422000	DCP Expense	PA	7000000029	8/24/2012	11.51
50422000	DCP Expense	PA	7000000029	8/24/2012	63.92
50422000	DCP Expense	PA	7000000029	8/24/2012	1,503.49
50422000	DCP Expense	PA	7000000029	8/24/2012	107.48
50422000	DCP Expense	PA	7000000029	8/24/2012	142.46
50422000	DCP Expense	PA	7000000029	8/24/2012	47.30
50422000	DCP Expense	PA	7000000029	8/24/2012	25.27
50422000	DCP Expense	PA	7000000029	8/24/2012	25.27
50422000	DCP Expense	PA	7000000029	8/24/2012	50.52
50422000	DCP Expense	PA	7000000029	8/24/2012	218.74
50422000	DCP Expense	PA	7000000029	8/24/2012	23.36
50422000	DCP Expense	PA	7000000029	8/24/2012	9.84
50422000	DCP Expense	PA	7000000029	8/24/2012	9.84
50422000	DCP Expense	PA	7000000029	8/24/2012	8.20
50422000	DCP Expense	PA	7000000029	8/24/2012	86.58
50422000	DCP Expense	PA	7000000029	8/24/2012	10.72
50422000	DCP Expense	PA	7000000029	8/24/2012	14.39
50422000	DCP Expense	PA	7000000029	8/24/2012	61.86
50422000	DCP Expense	PA	7000000029	8/24/2012	202.85
50422000	DCP Expense	PA	7000000029	8/24/2012	100.09
50422000	DCP Expense	PA	7000000029	8/24/2012	5.25
50422000	DCP Expense	PA	7000000029	8/24/2012	9.45
50422000	DCP Expense	PA	7000000029	8/24/2012	242.52
50422000	DCP Expense	PA	7000000029	8/24/2012	155.67
50422000	DCP Expense	PA	7000000029	8/24/2012	3.66
50422000	DCP Expense	PA	7000000029	8/24/2012	8.51
50422000	DCP Expense	PA	7000000029	8/24/2012	12.12
50422000	DCP Expense	PA	7000000029	8/24/2012	45.45
50422000	DCP Expense	PA	7000000029	8/24/2012	63.60
50422000	DCP Expense	PA	7000000029	8/24/2012	291.81
50422000	DCP Expense	PA	7000000029	8/24/2012	56.58
50422000	DCP Expense	PA	7000000029	8/24/2012	28.98
50422000	DCP Expense	PA	7000000029	8/24/2012	17.52
50422000	DCP Expense	PA	7000000029	8/24/2012	42.36
50422000	DCP Expense	PA	7000000029	8/24/2012	4.44
50422000	DCP Expense	PA	7000000029	8/24/2012	84.40
50422000	DCP Expense	PA	7000000029	8/24/2012	3.64
50422000	DCP Expense	PA	7000000029	8/24/2012	873.17
50422000	DCP Expense	PA	7000000029	8/24/2012	221.08
50422100	DCP Exp Cap Credits	UZ	2000000022	8/24/2012	(3.64)
50422100	DCP Exp Cap Credits	UZ	2000000022	8/24/2012	(3.64)

Kentucky American Water Company

Case No. 2012-00520

Response to PSC DR1, Item 31

Account	Description	Doc Type	Document Number	Posting Date	Amount
50422100	DCP Exp Cap Credits	UZ	2000000022	8/24/2012	(17.52)
50422100	DCP Exp Cap Credits	UZ	2000000022	8/24/2012	(17.52)
50422100	DCP Exp Cap Credits	UZ	2000000022	8/24/2012	(9.84)
50422100	DCP Exp Cap Credits	UZ	2000000022	8/24/2012	(9.84)
50422100	DCP Exp Cap Credits	UZ	2000000021	8/24/2012	(291.81)
50422100	DCP Exp Cap Credits	UZ	2000000022	8/24/2012	(291.81)
50422100	DCP Exp Cap Credits	UZ	2000000021	8/24/2012	(50.52)
50422100	DCP Exp Cap Credits	UZ	2000000022	8/24/2012	(50.52)
50422100	DCP Exp Cap Credits	UZ	2000000021	8/24/2012	(25.27)
50422100	DCP Exp Cap Credits	UZ	2000000022	8/24/2012	(25.27)
50422100	DCP Exp Cap Credits	UZ	2000000022	8/24/2012	(25.27)
50422100	DCP Exp Cap Credits	UZ	2000000022	8/24/2012	(25.27)
50422100	DCP Exp Cap Credits	UZ	2000000022	8/24/2012	(155.67)
50422100	DCP Exp Cap Credits	UZ	2000000022	8/24/2012	(155.67)
50422100	DCP Exp Cap Credits	UZ	2000000022	8/24/2012	(42.36)
50422100	DCP Exp Cap Credits	UZ	2000000022	8/24/2012	(42.36)
50422100	DCP Exp Cap Credits	UZ	2000000021	8/24/2012	(35.10)
50422100	DCP Exp Cap Credits	UZ	2000000022	8/24/2012	(35.10)
50422100	DCP Exp Cap Credits	UZ	2000000021	8/24/2012	(6.05)
50422100	DCP Exp Cap Credits	UZ	2000000022	8/24/2012	(6.05)
50422100	DCP Exp Cap Credits	UZ	2000000021	8/24/2012	(52.94)
50422100	DCP Exp Cap Credits	UZ	2000000022	8/24/2012	(52.94)
50422100	DCP Exp Cap Credits	UZ	2000000021	8/24/2012	(61.86)
50422100	DCP Exp Cap Credits	UZ	2000000022	8/24/2012	(61.86)
50422100	DCP Exp Cap Credits	UZ	2000000021	8/24/2012	(8.51)
50422100	DCP Exp Cap Credits	UZ	2000000022	8/24/2012	(8.51)
50422100	DCP Exp Cap Credits	UZ	2000000021	8/24/2012	(3.66)
50422100	DCP Exp Cap Credits	UZ	2000000022	8/24/2012	(3.66)
50422100	DCP Exp Cap Credits	UZ	2000000022	8/24/2012	(58.15)
50422100	DCP Exp Cap Credits	UZ	2000000022	8/24/2012	(58.15)
50422100	DCP Exp Cap Credits	UZ	2000000022	8/24/2012	(12.69)
50422100	DCP Exp Cap Credits	UZ	2000000022	8/24/2012	(12.69)
50422100	DCP Exp Cap Credits	UZ	2000000021	8/24/2012	(15.23)
50422100	DCP Exp Cap Credits	UZ	2000000022	8/24/2012	(15.23)
50422100	DCP Exp Cap Credits	UZ	2000000022	8/24/2012	(13.04)
50422100	DCP Exp Cap Credits	UZ	2000000022	8/24/2012	(13.04)
50422100	DCP Exp Cap Credits	UZ	2000000021	8/24/2012	(9.84)
50422100	DCP Exp Cap Credits	UZ	2000000022	8/24/2012	(9.84)
50422100	DCP Exp Cap Credits	UZ	2000000022	8/24/2012	(23.36)
50422100	DCP Exp Cap Credits	UZ	2000000022	8/24/2012	(23.36)
50422100	DCP Exp Cap Credits	UZ	2000000021	8/24/2012	(8.20)
50422100	DCP Exp Cap Credits	UZ	2000000021	8/24/2012	(8.20)
50422100	DCP Exp Cap Credits	UZ	2000000021	8/24/2012	(7.35)
50422100	DCP Exp Cap Credits	UZ	2000000022	8/24/2012	(7.35)
50422100	DCP Exp Cap Credits	UZ	2000000021	8/24/2012	(1.05)
50422100	DCP Exp Cap Credits	UZ	2000000021	8/24/2012	(1.05)
50550000	Group Insur Expense	PA	7000000048	8/24/2012	590.31
50550000	Group Insur Expense	PA	7000000029	8/24/2012	139.79
50550000	Group Insur Expense	PA	7000000029	8/24/2012	230.81
50550000	Group Insur Expense	PA	7000000029	8/24/2012	375.38
50550000	Group Insur Expense	PA	7000000029	8/24/2012	4,690.36
50550000	Group Insur Expense	PA	7000000029	8/24/2012	139.79
50550000	Group Insur Expense	PA	7000000029	8/24/2012	185.67

Kentucky American Water Company  
Case No. 2012-00520  
Response to PSC DR1, Item 31

Account	Description	Doc Type	Document Number	Posting Date	Amount
50550000	Group Insur Expense	PA	7000000029	8/24/2012	124.51
50550000	Group Insur Expense	PA	7000000029	8/24/2012	1,251.41
50550000	Group Insur Expense	PA	7000000029	8/24/2012	179.57
50550000	Group Insur Expense	PA	7000000029	8/24/2012	792.52
50550000	Group Insur Expense	PA	7000000029	8/24/2012	171.08
50550000	Group Insur Expense	PA	7000000029	8/24/2012	19.75
50550000	Group Insur Expense	PA	7000000029	8/24/2012	80.75
50550000	Group Insur Expense	PA	7000000029	8/24/2012	437.34
50550000	Group Insur Expense	PA	7000000029	8/24/2012	149.60
50550000	Group Insur Expense	PA	7000000029	8/24/2012	652.88
50550000	Group Insur Expense	PA	7000000029	8/24/2012	1,149.84
50550000	Group Insur Expense	PA	7000000029	8/24/2012	11.75
50550000	Group Insur Expense	PA	7000000029	8/24/2012	264.97
50550000	Group Insur Expense	PA	7000000029	8/24/2012	7,896.53
50550000	Group Insur Expense	PA	7000000029	8/24/2012	338.10
50550000	Group Insur Expense	PA	7000000029	8/24/2012	116.78
50550000	Group Insur Expense	PA	7000000029	8/24/2012	119.46
50550000	Group Insur Expense	PA	7000000029	8/24/2012	260.27
50550000	Group Insur Expense	PA	7000000029	8/24/2012	270.35
50550000	Group Insur Expense	PA	7000000029	8/24/2012	284.74
50550000	Group Insur Expense	PA	7000000029	8/24/2012	62.85
50550000	Group Insur Expense	PA	7000000029	8/24/2012	1,534.48
50550000	Group Insur Expense	PA	7000000029	8/24/2012	361.97
50550000	Group Insur Expense	PA	7000000029	8/24/2012	194.34
50550000	Group Insur Expense	PA	7000000029	8/24/2012	328.41
50550000	Group Insur Expense	PA	7000000029	8/24/2012	90.50
50550000	Group Insur Expense	PA	7000000029	8/24/2012	12.94
50550000	Group Insur Expense	PA	7000000029	8/24/2012	509.38
50550000	Group Insur Expense	PA	7000000029	8/24/2012	60.94
50550000	Group Insur Expense	PA	7000000029	8/24/2012	16.05
50550000	Group Insur Expense	PA	7000000029	8/24/2012	33.56
50550000	Group Insur Expense	PA	7000000029	8/24/2012	67.08
50550000	Group Insur Expense	PA	7000000029	8/24/2012	33.56
50550000	Group Insur Expense	PA	7000000029	8/24/2012	208.05
50550000	Group Insur Expense	PA	7000000029	8/24/2012	143.71
50550000	Group Insur Expense	PA	7000000029	8/24/2012	14.17
50550000	Group Insur Expense	PA	7000000029	8/24/2012	357.87
50550000	Group Insur Expense	PA	7000000029	8/24/2012	707.76
50550000	Group Insur Expense	PA	7000000029	8/24/2012	1,664.29
50550000	Group Insur Expense	PA	7000000029	8/24/2012	179.56
50550000	Group Insur Expense	PA	7000000029	8/24/2012	39.71
50550000	Group Insur Expense	PA	7000000029	8/24/2012	357.66
50550000	Group Insur Expense	PA	7000000029	8/24/2012	1,136.89
50550000	Group Insur Expense	PA	7000000029	8/24/2012	44.59
50550000	Group Insur Expense	PA	7000000029	8/24/2012	44.58
50550000	Group Insur Expense	PA	7000000029	8/24/2012	37.15
50550000	Group Insur Expense	PA	7000000029	8/24/2012	75.97
50550000	Group Insur Expense	PA	7000000029	8/24/2012	768.63
50550000	Group Insur Expense	PA	7000000029	8/24/2012	9,469.22
50550000	Group Insur Expense	PA	7000000029	8/24/2012	1,402.45
50550000	Group Insur Expense	PA	7000000029	8/24/2012	3,438.12
50550000	Group Insur Expense	PA	7000000029	8/24/2012	540.08
50550000	Group Insur Expense	PA	7000000029	8/24/2012	67.54

Kentucky American Water Company  
Case No. 2012-00520  
Response to PSC DR1, Item 31

Account	Description	Doc Type	Document Number	Posting Date	Amount
50550000	Group Insur Expense	PA	7000000029	8/24/2012	62.34
50550000	Group Insur Expense	PA	7000000029	8/24/2012	1,775.90
50550000	Group Insur Expense	PA	7000000029	8/24/2012	1,634.94
50550000	Group Insur Expense	PA	7000000029	8/24/2012	907.31
50550000	Group Insur Expense	PA	7000000029	8/24/2012	1,616.60
50550000	Group Insur Expense	PA	7000000029	8/24/2012	2,503.79
50550000	Group Insur Expense	PA	7000000029	8/24/2012	1,698.37
50550000	Group Insur Expense	PA	7000000029	8/24/2012	392.74
50550000	Group Insur Expense	PA	7000000029	8/24/2012	19.20
50550000	Group Insur Expense	PA	7000000029	8/24/2012	692.22
50550000	Group Insur Expense	PA	7000000029	8/24/2012	517.50
50550000	Group Insur Expense	PA	7000000029	8/24/2012	222.49
50550000	Group Insur Expense	PA	7000000029	8/24/2012	239.42
50550000	Group Insur Expense	PA	7000000029	8/24/2012	157.45
50550000	Group Insur Expense	PA	7000000029	8/24/2012	139.32
50550000	Group Insur Expense	PA	7000000029	8/24/2012	76.48
50550000	Group Insur Expense	PA	7000000029	8/24/2012	17.09
50550000	Group Insur Expense	PA	7000000029	8/24/2012	7.17
50550100	Group Ins Cap Credits	UZ	2000000021	8/24/2012	(39.71)
50550100	Group Ins Cap Credits	UZ	2000000022	8/24/2012	(39.71)
50550100	Group Ins Cap Credits	UZ	2000000022	8/24/2012	(357.66)
50550100	Group Ins Cap Credits	UZ	2000000022	8/24/2012	(357.66)
50550100	Group Ins Cap Credits	UZ	2000000021	8/24/2012	(139.79)
50550100	Group Ins Cap Credits	UZ	2000000022	8/24/2012	(139.79)
50550100	Group Ins Cap Credits	UZ	2000000022	8/24/2012	(139.79)
50550100	Group Ins Cap Credits	UZ	2000000022	8/24/2012	(139.79)
50550100	Group Ins Cap Credits	UZ	2000000022	8/24/2012	(7.17)
50550100	Group Ins Cap Credits	UZ	2000000022	8/24/2012	(7.17)
50550100	Group Ins Cap Credits	UZ	2000000021	8/24/2012	(80.75)
50550100	Group Ins Cap Credits	UZ	2000000022	8/24/2012	(80.75)
50550100	Group Ins Cap Credits	UZ	2000000022	8/24/2012	(76.48)
50550100	Group Ins Cap Credits	UZ	2000000022	8/24/2012	(76.48)
50550100	Group Ins Cap Credits	UZ	2000000022	8/24/2012	(116.78)
50550100	Group Ins Cap Credits	UZ	2000000022	8/24/2012	(116.78)
50550100	Group Ins Cap Credits	UZ	2000000021	8/24/2012	(44.59)
50550100	Group Ins Cap Credits	UZ	2000000022	8/24/2012	(44.59)
50550100	Group Ins Cap Credits	UZ	2000000021	8/24/2012	(1,616.60)
50550100	Group Ins Cap Credits	UZ	2000000022	8/24/2012	(1,616.60)
50550100	Group Ins Cap Credits	UZ	2000000022	8/24/2012	(67.08)
50550100	Group Ins Cap Credits	UZ	2000000022	8/24/2012	(67.08)
50550100	Group Ins Cap Credits	UZ	2000000022	8/24/2012	(33.56)
50550100	Group Ins Cap Credits	UZ	2000000022	8/24/2012	(33.56)
50550100	Group Ins Cap Credits	UZ	2000000022	8/24/2012	(33.56)
50550100	Group Ins Cap Credits	UZ	2000000022	8/24/2012	(33.56)
50550100	Group Ins Cap Credits	UZ	2000000022	8/24/2012	(652.88)
50550100	Group Ins Cap Credits	UZ	2000000022	8/24/2012	(652.88)
50550100	Group Ins Cap Credits	UZ	2000000021	8/24/2012	(139.32)
50550100	Group Ins Cap Credits	UZ	2000000021	8/24/2012	(139.32)
50550100	Group Ins Cap Credits	UZ	2000000021	8/24/2012	(143.71)
50550100	Group Ins Cap Credits	UZ	2000000021	8/24/2012	(143.71)
50550100	Group Ins Cap Credits	UZ	2000000022	8/24/2012	(14.17)
50550100	Group Ins Cap Credits	UZ	2000000022	8/24/2012	(14.17)
50550100	Group Ins Cap Credits	UZ	2000000022	8/24/2012	(19.75)

## Kentucky American Water Company

Case No. 2012-00520

Response to PSC DR1, Item 31

Account	Description	Doc Type	Document Number	Posting Date	Amount
50550100	Group Ins Cap Credits	UZ	2000000022	8/24/2012	(19.75)
50550100	Group Ins Cap Credits	UZ	2000000022	8/24/2012	(540.08)
50550100	Group Ins Cap Credits	UZ	2000000022	8/24/2012	(540.08)
50550100	Group Ins Cap Credits	UZ	2000000021	8/24/2012	(230.81)
50550100	Group Ins Cap Credits	UZ	2000000022	8/24/2012	(230.81)
50550100	Group Ins Cap Credits	UZ	2000000021	8/24/2012	(392.74)
50550100	Group Ins Cap Credits	UZ	2000000022	8/24/2012	(392.74)
50550100	Group Ins Cap Credits	UZ	2000000021	8/24/2012	(67.54)
50550100	Group Ins Cap Credits	UZ	2000000022	8/24/2012	(67.54)
50550100	Group Ins Cap Credits	UZ	2000000022	8/24/2012	(62.34)
50550100	Group Ins Cap Credits	UZ	2000000022	8/24/2012	(62.34)
50550100	Group Ins Cap Credits	UZ	2000000022	8/24/2012	(284.74)
50550100	Group Ins Cap Credits	UZ	2000000022	8/24/2012	(284.74)
50550100	Group Ins Cap Credits	UZ	2000000022	8/24/2012	(692.22)
50550100	Group Ins Cap Credits	UZ	2000000022	8/24/2012	(692.22)
50550100	Group Ins Cap Credits	UZ	2000000022	8/24/2012	(208.05)
50550100	Group Ins Cap Credits	UZ	2000000022	8/24/2012	(208.05)
50550100	Group Ins Cap Credits	UZ	2000000022	8/24/2012	(62.85)
50550100	Group Ins Cap Credits	UZ	2000000022	8/24/2012	(62.85)
50550100	Group Ins Cap Credits	UZ	2000000022	8/24/2012	(260.27)
50550100	Group Ins Cap Credits	UZ	2000000022	8/24/2012	(260.27)
50550100	Group Ins Cap Credits	UZ	2000000021	8/24/2012	(44.58)
50550100	Group Ins Cap Credits	UZ	2000000022	8/24/2012	(44.58)
50550100	Group Ins Cap Credits	UZ	2000000022	8/24/2012	(75.97)
50550100	Group Ins Cap Credits	UZ	2000000022	8/24/2012	(75.97)
50550100	Group Ins Cap Credits	UZ	2000000022	8/24/2012	(37.15)
50550100	Group Ins Cap Credits	UZ	2000000022	8/24/2012	(37.15)
50550100	Group Ins Cap Credits	UZ	2000000022	8/24/2012	(90.50)
50550100	Group Ins Cap Credits	UZ	2000000022	8/24/2012	(90.50)
50550100	Group Ins Cap Credits	UZ	2000000022	8/24/2012	(12.94)
50550100	Group Ins Cap Credits	UZ	2000000022	8/24/2012	(12.94)
50550100	Group Ins Cap Credits	UZ	2000000021	8/24/2012	(270.35)
50550100	Group Ins Cap Credits	UZ	2000000022	8/24/2012	(270.35)
52000000	M&S Expense (O&M)	UZ	2000000022	8/24/2012	(452.64)
52000000	M&S Expense (O&M)	UZ	2000000022	8/24/2012	(638.29)
52000000	M&S Expense (O&M)	UZ	2000000022	8/24/2012	(1,675.10)
52000000	M&S Expense (O&M)	UZ	2000000022	8/24/2012	(494.84)
52000000	M&S Expense (O&M)	UZ	2000000022	8/24/2012	(167.28)
52000000	M&S Expense (O&M)	UZ	2000000022	8/24/2012	(1,106.03)
52000000	M&S Expense (O&M)	UZ	2000000022	8/24/2012	(4,860.05)
52000000	M&S Expense (O&M)	UZ	2000000022	8/24/2012	(734.70)
52000000	M&S Expense (O&M)	UZ	2000000022	8/24/2012	(1,104.32)
52000000	M&S Expense (O&M)	UZ	2000000021	8/24/2012	(44.63)
52000000	M&S Expense (O&M)	UZ	2000000022	8/24/2012	(81.33)
52000000	M&S Expense (O&M)	UZ	2000000022	8/24/2012	(30.10)
52000000	M&S Expense (O&M)	UZ	2000000022	8/24/2012	(150.76)
52000000	M&S Expense (O&M)	UZ	2000000022	8/24/2012	150.49
52000000	M&S Expense (O&M)	UZ	2000000022	8/24/2012	(244.27)
52000000	M&S Expense (O&M)	UZ	2000000022	8/24/2012	(367.08)
52000000	M&S Expense (O&M)	UZ	2000000022	8/24/2012	(275.59)
52000000	M&S Expense (O&M)	UZ	2000000022	8/24/2012	(1,458.78)
52000000	M&S Expense (O&M)	UZ	2000000022	8/24/2012	(445.50)
52500000	Misc Expense (O&M)	WE	5000000751	8/24/2012	2,439.74

## Kentucky American Water Company

Case No. 2012-00520

Response to PSC DR1, Item 31

Account	Description	Doc Type	Document Number	Posting Date	Amount
52500000	Misc Expense (O&M)	WE	5000000790	8/24/2012	(2,439.74)
52500000	Misc Expense (O&M)	WE	5000000791	8/24/2012	2,439.74
52500000	Misc Expense (O&M)	WE	5000000792	8/24/2012	(2,439.74)
52534000	Employee Expenses	PA	7000000029	8/24/2012	5.00
52801100	Indirect OH Clearing	UZ	2000000022	8/24/2012	3,285.21
52801100	Indirect OH Clearing	UZ	2000000022	8/24/2012	3,201.36
52801100	Indirect OH Clearing	UZ	2000000022	8/24/2012	4,877.92
52801100	Indirect OH Clearing	UZ	2000000022	8/24/2012	26,114.68
52801100	Indirect OH Clearing	UZ	2000000022	8/24/2012	1,549.23
52801100	Indirect OH Clearing	UZ	2000000021	8/24/2012	1.95
52801100	Indirect OH Clearing	UZ	2000000022	8/24/2012	10,148.71
52801100	Indirect OH Clearing	UZ	2000000022	8/24/2012	11,434.23
52801100	Indirect OH Clearing	UZ	2000000022	8/24/2012	7,654.18
52801100	Indirect OH Clearing	UZ	2000000022	8/24/2012	5.62
52801100	Indirect OH Clearing	UZ	2000000022	8/24/2012	2,272.23
52801100	Indirect OH Clearing	UZ	2000000022	8/24/2012	1,847.82
52801100	Indirect OH Clearing	UZ	2000000021	8/24/2012	42,313.96
52801100	Indirect OH Clearing	UZ	2000000021	8/24/2012	307,764.28
52801100	Indirect OH Clearing	UZ	2000000022	8/24/2012	342,259.84
52801100	Indirect OH Clearing	UZ	2000000021	8/24/2012	49,019.39
52801100	Indirect OH Clearing	UZ	2000000022	8/24/2012	13,325.02
52801100	Indirect OH Clearing	UZ	2000000021	8/24/2012	0.05
52801100	Indirect OH Clearing	UZ	2000000021	8/24/2012	0.16
52801100	Indirect OH Clearing	UZ	2000000021	8/24/2012	1,225.25
52801100	Indirect OH Clearing	UZ	2000000021	8/24/2012	1,225.25
52801100	Indirect OH Clearing	UZ	2000000022	8/24/2012	1,225.25
52801100	Indirect OH Clearing	UZ	2000000022	8/24/2012	10,205.80
52801100	Indirect OH Clearing	UZ	2000000022	8/24/2012	10,205.80
52801100	Indirect OH Clearing	UZ	2000000022	8/24/2012	10,205.80
52801100	Indirect OH Clearing	UZ	2000000022	8/24/2012	10,205.80
52801100	Indirect OH Clearing	UZ	2000000021	8/24/2012	10,205.80
52801100	Indirect OH Clearing	UZ	2000000022	8/24/2012	10,205.80
52801100	Indirect OH Clearing	UZ	2000000022	8/24/2012	10,205.80
52801100	Indirect OH Clearing	UZ	2000000021	8/24/2012	27.84
52801100	Indirect OH Clearing	UZ	2000000022	8/24/2012	5.04
52801100	Indirect OH Clearing	UZ	2000000021	8/24/2012	0.02
52801100	Indirect OH Clearing	UZ	2000000022	8/24/2012	0.02
52801100	Indirect OH Clearing	UZ	2000000021	8/24/2012	0.02
52801100	Indirect OH Clearing	UZ	2000000022	8/24/2012	0.02
52801100	Indirect OH Clearing	UZ	2000000022	8/24/2012	0.02
52801100	Indirect OH Clearing	UZ	2000000021	8/24/2012	0.02
52801100	Indirect OH Clearing	UZ	2000000022	8/24/2012	0.02
52801100	Indirect OH Clearing	UZ	2000000022	8/24/2012	0.02
52801100	Indirect OH Clearing	UZ	2000000022	8/24/2012	0.02
52801100	Indirect OH Clearing	UZ	2000000022	8/24/2012	0.02
52801100	Indirect OH Clearing	UZ	2000000022	8/24/2012	0.02
52801100	Indirect OH Clearing	UZ	2000000022	8/24/2012	0.02
52801100	Indirect OH Clearing	UZ	2000000022	8/24/2012	0.02
52801100	Indirect OH Clearing	UZ	2000000022	8/24/2012	0.64
52801100	Indirect OH Clearing	UZ	2000000021	8/24/2012	0.02
52801100	Indirect OH Clearing	UZ	2000000022	8/24/2012	0.09
52801100	Indirect OH Clearing	UZ	2000000021	8/24/2012	85,585.28
52801100	Indirect OH Clearing	UZ	2000000021	8/24/2012	36,679.38

Kentucky American Water Company

Case No. 2012-00520

Response to PSC DR1, Item 31

Account	Description	Doc Type	Document Number	Posting Date	Amount
52801100	Indirect OH Clearing	UZ	2000000022	8/24/2012	67,461.31
52801100	Indirect OH Clearing	UZ	2000000022	8/24/2012	10.24
52801100	Indirect OH Clearing	UZ	2000000021	8/24/2012	5.36
52801100	Indirect OH Clearing	UZ	2000000022	8/24/2012	982.43
52801100	Indirect OH Clearing	UZ	2000000022	8/24/2012	25.37
52801100	Indirect OH Clearing	UZ	2000000022	8/24/2012	126.05
52801100	Indirect OH Clearing	UZ	2000000022	8/24/2012	55.08
52801100	Indirect OH Clearing	UZ	2000000022	8/24/2012	154.71
52801100	Indirect OH Clearing	UZ	2000000022	8/24/2012	22,359.81
52801100	Indirect OH Clearing	UZ	2000000022	8/24/2012	235.76
52801100	Indirect OH Clearing	UZ	2000000022	8/24/2012	8,005.42
52801100	Indirect OH Clearing	UZ	2000000022	8/24/2012	788.72
52801100	Indirect OH Clearing	UZ	2000000022	8/24/2012	2,576.73
52801100	Indirect OH Clearing	UZ	2000000022	8/24/2012	1,621.71
52801100	Indirect OH Clearing	UZ	2000000022	8/24/2012	146,511.53
52801100	Indirect OH Clearing	UZ	2000000021	8/24/2012	2,869.01
52801100	Indirect OH Clearing	UZ	2000000021	8/24/2012	10,071.29
52801100	Indirect OH Clearing	UZ	2000000021	8/24/2012	85,764.99
52801100	Indirect OH Clearing	UZ	2000000021	8/24/2012	107,978.62
52801100	Indirect OH Clearing	UZ	2000000022	8/24/2012	805.83
52801100	Indirect OH Clearing	UZ	2000000022	8/24/2012	426.05
52801100	Indirect OH Clearing	UZ	2000000022	8/24/2012	8,152.58
52801100	Indirect OH Clearing	UZ	2000000022	8/24/2012	8,152.58
52801100	Indirect OH Clearing	UZ	2000000021	8/24/2012	8,152.58
52801100	Indirect OH Clearing	UZ	2000000022	8/24/2012	118.49
52801100	Indirect OH Clearing	UZ	2000000021	8/24/2012	2,243.46
52801100	Indirect OH Clearing	UZ	2000000022	8/24/2012	719.81
52801100	Indirect OH Clearing	UZ	2000000022	8/24/2012	20,641.06
52801100	Indirect OH Clearing	UZ	2000000022	8/24/2012	52.59
52801100	Indirect OH Clearing	UZ	2000000022	8/24/2012	19,999.55
52801100	Indirect OH Clearing	UZ	2000000022	8/24/2012	19,999.90
52801100	Indirect OH Clearing	UZ	2000000021	8/24/2012	29,000.00
52801100	Indirect OH Clearing	UZ	2000000022	8/24/2012	2,351.62
52801100	Indirect OH Clearing	UZ	2000000021	8/24/2012	2,351.62
52801100	Indirect OH Clearing	UZ	2000000022	8/24/2012	2,351.62
52801100	Indirect OH Clearing	UZ	2000000022	8/24/2012	28.05
52801100	Indirect OH Clearing	UZ	2000000021	8/24/2012	178.12
52801100	Indirect OH Clearing	UZ	2000000022	8/24/2012	203.00
52801100	Indirect OH Clearing	UZ	2000000022	8/24/2012	203.00
52801100	Indirect OH Clearing	UZ	2000000021	8/24/2012	0.15
52801100	Indirect OH Clearing	UZ	2000000022	8/24/2012	1,412.77
52801100	Indirect OH Clearing	UZ	2000000022	8/24/2012	32,473.22
52801100	Indirect OH Clearing	UZ	2000000021	8/24/2012	6,691.44
52801100	Indirect OH Clearing	UZ	2000000022	8/24/2012	3,500.00
52801100	Indirect OH Clearing	UZ	2000000021	8/24/2012	10,838.00
52801100	Indirect OH Clearing	UZ	2000000022	8/24/2012	166,911.30
52801100	Indirect OH Clearing	UZ	2000000022	8/24/2012	9,500.07
52801100	Indirect OH Clearing	UZ	2000000021	8/24/2012	9,500.07
52801100	Indirect OH Clearing	UZ	2000000022	8/24/2012	9,500.07
52801100	Indirect OH Clearing	UZ	2000000021	8/24/2012	130.55
52801100	Indirect OH Clearing	UZ	2000000022	8/24/2012	130.55
52801100	Indirect OH Clearing	UZ	2000000022	8/24/2012	130.55
52801100	Indirect OH Clearing	UZ	2000000022	8/24/2012	225.82



Kentucky American Water Company

Case No. 2012-00520

Response to PSC DR1, Item 31

Account	Description	Doc Type	Document Number	Posting Date	Amount
52801100	Indirect OH Clearing	UZ	2000000022	8/24/2012	225.82
52801100	Indirect OH Clearing	UZ	2000000022	8/24/2012	225.82
52801100	Indirect OH Clearing	UZ	2000000022	8/24/2012	218.83
52801100	Indirect OH Clearing	UZ	2000000022	8/24/2012	218.83
52801100	Indirect OH Clearing	UZ	2000000022	8/24/2012	218.83
52801100	Indirect OH Clearing	UZ	2000000022	8/24/2012	1,259.36
52801100	Indirect OH Clearing	UZ	2000000021	8/24/2012	1,699.87
52801100	Indirect OH Clearing	UZ	2000000022	8/24/2012	1,699.87
52801100	Indirect OH Clearing	UZ	2000000022	8/24/2012	1,699.87
52801100	Indirect OH Clearing	UZ	2000000022	8/24/2012	506.03
52801100	Indirect OH Clearing	UZ	2000000022	8/24/2012	407.53
52801100	Indirect OH Clearing	UZ	2000000022	8/24/2012	407.53
52801100	Indirect OH Clearing	UZ	2000000022	8/24/2012	407.53
52801100	Indirect OH Clearing	UZ	2000000021	8/24/2012	1,367.45
52801100	Indirect OH Clearing	UZ	2000000022	8/24/2012	1,369.75
52801100	Indirect OH Clearing	UZ	2000000021	8/24/2012	1,367.45
52801100	Indirect OH Clearing	UZ	2000000021	8/24/2012	389.30
52801100	Indirect OH Clearing	UZ	2000000022	8/24/2012	389.30
52801100	Indirect OH Clearing	UZ	2000000022	8/24/2012	389.30
52801100	Indirect OH Clearing	UZ	2000000021	8/24/2012	7,491.09
52801100	Indirect OH Clearing	UZ	2000000022	8/24/2012	9,013.23
52801100	Indirect OH Clearing	UZ	2000000021	8/24/2012	9,144.92
52801100	Indirect OH Clearing	UZ	2000000022	8/24/2012	21,602.66
52801100	Indirect OH Clearing	UZ	2000000022	8/24/2012	27,552.63
52801100	Indirect OH Clearing	UZ	2000000022	8/24/2012	1,803.34
52801100	Indirect OH Clearing	UZ	2000000022	8/24/2012	2,300.17
52801100	Indirect OH Clearing	UZ	2000000021	8/24/2012	388.15
52801100	Indirect OH Clearing	UZ	2000000021	8/24/2012	6,822.89
52801100	Indirect OH Clearing	UZ	2000000021	8/24/2012	778.03
52801100	Indirect OH Clearing	UZ	2000000022	8/24/2012	5,442.21
52801100	Indirect OH Clearing	UZ	2000000022	8/24/2012	236.92
52801100	Indirect OH Clearing	UZ	2000000021	8/24/2012	182.29
52801100	Indirect OH Clearing	UZ	2000000022	8/24/2012	336.98
52801100	Indirect OH Clearing	UZ	2000000021	8/24/2012	5,447.96
52801100	Indirect OH Clearing	UZ	2000000022	8/24/2012	6,575.62
52801100	Indirect OH Clearing	UZ	2000000021	8/24/2012	11,041.98
52801100	Indirect OH Clearing	UZ	2000000022	8/24/2012	309.37
52801100	Indirect OH Clearing	UZ	2000000022	8/24/2012	164.46
52801100	Indirect OH Clearing	UZ	2000000022	8/24/2012	346.18
52801100	Indirect OH Clearing	UZ	2000000021	8/24/2012	14,522.15
52801100	Indirect OH Clearing	UZ	2000000022	8/24/2012	4,714.78
52801100	Indirect OH Clearing	UZ	2000000022	8/24/2012	106.38
52801100	Indirect OH Clearing	UZ	2000000021	8/24/2012	8,146.64
52801100	Indirect OH Clearing	UZ	2000000022	8/24/2012	106.96
52801100	Indirect OH Clearing	UZ	2000000021	8/24/2012	126.51
52801100	Indirect OH Clearing	UZ	2000000022	8/24/2012	2,613.57
52801100	Indirect OH Clearing	UZ	2000000022	8/24/2012	152.39
52801100	Indirect OH Clearing	UZ	2000000022	8/24/2012	168.49
52801100	Indirect OH Clearing	UZ	2000000022	8/24/2012	217.94
52801100	Indirect OH Clearing	UZ	2000000022	8/24/2012	612.42
52801100	Indirect OH Clearing	UZ	2000000022	8/24/2012	5.75
52801100	Indirect OH Clearing	UZ	2000000022	8/24/2012	526.74
52801100	Indirect OH Clearing	UZ	2000000022	8/24/2012	109.26

## Kentucky American Water Company

Case No. 2012-00520

Response to PSC DR1, Item 31

Account	Description	Doc Type	Document Number	Posting Date	Amount
52801100	Indirect OH Clearing	UZ	2000000022	8/24/2012	60.38
52801100	Indirect OH Clearing	UZ	2000000022	8/24/2012	2,104.66
52801100	Indirect OH Clearing	UZ	2000000022	8/24/2012	5,758.48
52801100	Indirect OH Clearing	UZ	2000000022	8/24/2012	526.74
52801100	Indirect OH Clearing	UZ	2000000021	8/24/2012	640.60
52801100	Indirect OH Clearing	UZ	2000000022	8/24/2012	46.00
52801100	Indirect OH Clearing	UZ	2000000022	8/24/2012	176.54
52801100	Indirect OH Clearing	UZ	2000000021	8/24/2012	6,362.86
52801100	Indirect OH Clearing	UZ	2000000022	8/24/2012	1.73
52801100	Indirect OH Clearing	UZ	2000000021	8/24/2012	30.48
52801100	Indirect OH Clearing	UZ	2000000022	8/24/2012	1,440.48
52801100	Indirect OH Clearing	UZ	2000000022	8/24/2012	117.31
52801100	Indirect OH Clearing	UZ	2000000022	8/24/2012	819.44
52801100	Indirect OH Clearing	UZ	2000000021	8/24/2012	897.07
52801100	Indirect OH Clearing	UZ	2000000022	8/24/2012	275.45
52801100	Indirect OH Clearing	UZ	2000000022	8/24/2012	10,513.52
52801100	Indirect OH Clearing	UZ	2000000021	8/24/2012	6,903.40
52801100	Indirect OH Clearing	UZ	2000000022	8/24/2012	17,855.67
52801100	Indirect OH Clearing	UZ	2000000022	8/24/2012	9,262.80
52801100	Indirect OH Clearing	UZ	2000000022	8/24/2012	9,024.73
52801100	Indirect OH Clearing	UZ	2000000021	8/24/2012	9,174.82
52801100	Indirect OH Clearing	UZ	2000000022	8/24/2012	2,304.77
52801100	Indirect OH Clearing	UZ	2000000022	8/24/2012	18,433.02
52801100	Indirect OH Clearing	UZ	2000000022	8/24/2012	67,169.67
52801100	Indirect OH Clearing	UZ	2000000022	8/24/2012	9,680.28
52801100	Indirect OH Clearing	UZ	2000000022	8/24/2012	9,774.01
52801100	Indirect OH Clearing	UZ	2000000022	8/24/2012	14,583.68
52801100	Indirect OH Clearing	UZ	2000000022	8/24/2012	30,706.74
52801100	Indirect OH Clearing	UZ	2000000021	8/24/2012	1,047.73
52801100	Indirect OH Clearing	UZ	2000000021	8/24/2012	16,980.46
52801100	Indirect OH Clearing	UZ	2000000022	8/24/2012	3.45
52801100	Indirect OH Clearing	UZ	2000000022	8/24/2012	8,239.22
52801100	Indirect OH Clearing	UZ	2000000022	8/24/2012	3.45
52801100	Indirect OH Clearing	UZ	2000000022	8/24/2012	0.58
52801100	Indirect OH Clearing	UZ	2000000022	8/24/2012	8,364.01
52801100	Indirect OH Clearing	UZ	2000000021	8/24/2012	1.73
52801100	Indirect OH Clearing	UZ	2000000021	8/24/2012	143.19
52801100	Indirect OH Clearing	UZ	2000000022	8/24/2012	8.63
52801100	Indirect OH Clearing	UZ	2000000021	8/24/2012	436.46
52801100	Indirect OH Clearing	UZ	2000000022	8/24/2012	10.35
52801100	Indirect OH Clearing	UZ	2000000022	8/24/2012	75.33
52801100	Indirect OH Clearing	UZ	2000000022	8/24/2012	798.16
52801100	Indirect OH Clearing	UZ	2000000022	8/24/2012	798.16
52801100	Indirect OH Clearing	UZ	2000000022	8/24/2012	46,108.13
52801100	Indirect OH Clearing	UZ	2000000022	8/24/2012	2.88
52801100	Indirect OH Clearing	UZ	2000000021	8/24/2012	14,960.33
52801100	Indirect OH Clearing	UZ	2000000022	8/24/2012	235.19
52801100	Indirect OH Clearing	UZ	2000000022	8/24/2012	235.19
52801100	Indirect OH Clearing	UZ	2000000021	8/24/2012	235.19
52801100	Indirect OH Clearing	UZ	2000000021	8/24/2012	1.73
52801100	Indirect OH Clearing	UZ	2000000022	8/24/2012	266.82
52801100	Indirect OH Clearing	UZ	2000000022	8/24/2012	2,085.68
52801100	Indirect OH Clearing	UZ	2000000022	8/24/2012	373.20

## Kentucky American Water Company

Case No. 2012-00520

Response to PSC DR1, Item 31

Account	Description	Doc Type	Document Number	Posting Date	Amount
52801100	Indirect OH Clearing	UZ	2000000022	8/24/2012	372.63
52801100	Indirect OH Clearing	UZ	2000000021	8/24/2012	418.06
52801100	Indirect OH Clearing	UZ	2000000022	8/24/2012	418.06
52801100	Indirect OH Clearing	UZ	2000000021	8/24/2012	418.06
52801100	Indirect OH Clearing	UZ	2000000022	8/24/2012	626.80
52801100	Indirect OH Clearing	UZ	2000000021	8/24/2012	626.80
52801100	Indirect OH Clearing	UZ	2000000022	8/24/2012	199.54
52801100	Indirect OH Clearing	UZ	2000000022	8/24/2012	199.54
52801100	Indirect OH Clearing	UZ	2000000021	8/24/2012	199.54
52801100	Indirect OH Clearing	UZ	2000000022	8/24/2012	299.02
52801100	Indirect OH Clearing	UZ	2000000022	8/24/2012	299.02
52801100	Indirect OH Clearing	UZ	2000000021	8/24/2012	2,771.71
52801100	Indirect OH Clearing	UZ	2000000022	8/24/2012	22,629.11
52801100	Indirect OH Clearing	UZ	2000000022	8/24/2012	46,242.69
52801100	Indirect OH Clearing	UZ	2000000022	8/24/2012	1,479.59
52801100	Indirect OH Clearing	UZ	2000000022	8/24/2012	1,479.59
52801100	Indirect OH Clearing	UZ	2000000022	8/24/2012	2,219.67
52801100	Indirect OH Clearing	UZ	2000000022	8/24/2012	2,219.67
52801100	Indirect OH Clearing	UZ	2000000022	8/24/2012	1,479.59
52801100	Indirect OH Clearing	UZ	2000000022	8/24/2012	2.19
52801100	Indirect OH Clearing	UZ	2000000022	8/24/2012	141.05
52801100	Indirect OH Clearing	UZ	2000000022	8/24/2012	226.03
52801100	Indirect OH Clearing	UZ	2000000022	8/24/2012	141.85
52801100	Indirect OH Clearing	UZ	2000000022	8/24/2012	3,093.26
52801100	Indirect OH Clearing	UZ	2000000022	8/24/2012	2,870.41
52801100	Indirect OH Clearing	UZ	2000000022	8/24/2012	4,909.21
52801100	Indirect OH Clearing	UZ	2000000021	8/24/2012	393.22
52801100	Indirect OH Clearing	UZ	2000000022	8/24/2012	293.25
52801100	Indirect OH Clearing	UZ	2000000022	8/24/2012	334.49
52801100	Indirect OH Clearing	UZ	2000000022	8/24/2012	694.39
52801100	Indirect OH Clearing	UZ	2000000022	8/24/2012	694.39
52801100	Indirect OH Clearing	UZ	2000000022	8/24/2012	694.39
52801100	Indirect OH Clearing	UZ	2000000021	8/24/2012	1,041.57
52801100	Indirect OH Clearing	UZ	2000000022	8/24/2012	1,041.57
53150000	Contr Svc-Other	UZ	2000000022	8/24/2012	(6,808.38)
53150000	Contr Svc-Other	UZ	2000000022	8/24/2012	(148,853.43)
53150000	Contr Svc-Other	UZ	2000000022	8/24/2012	(90.10)
54140000	Rents-Equip	KR	5000000743	8/24/2012	138.97
55010500	Trans Reimb EE Prsnl	PA	7000000029	8/24/2012	90.69
57010000	Uncoll Accts Exp	ZA	9400000270	8/24/2012	(282.86)
68533000	FICA	PA	7000000048	8/24/2012	143.66
68533000	FICA	PA	7000000029	8/24/2012	26.85
68533000	FICA	PA	7000000029	8/24/2012	146.95
68533000	FICA	PA	7000000029	8/24/2012	1,739.58
68533000	FICA	PA	7000000029	8/24/2012	39.13
68533000	FICA	PA	7000000029	8/24/2012	75.54
68533000	FICA	PA	7000000029	8/24/2012	63.53
68533000	FICA	PA	7000000029	8/24/2012	47.58
68533000	FICA	PA	7000000029	8/24/2012	79.43
68533000	FICA	PA	7000000029	8/24/2012	341.57
68533000	FICA	PA	7000000029	8/24/2012	8.91
68533000	FICA	PA	7000000029	8/24/2012	65.99
68533000	FICA	PA	7000000029	8/24/2012	260.83

## Kentucky American Water Company

Case No. 2012-00520

Response to PSC DR1, Item 31

Account	Description	Doc Type	Document Number	Posting Date	Amount
68533000	FICA	PA	7000000029	8/24/2012	430.44
68533000	FICA	PA	7000000029	8/24/2012	5.34
68533000	FICA	PA	7000000029	8/24/2012	2,702.72
68533000	FICA	PA	7000000029	8/24/2012	92.67
68533000	FICA	PA	7000000029	8/24/2012	39.14
68533000	FICA	PA	7000000029	8/24/2012	111.00
68533000	FICA	PA	7000000029	8/24/2012	38.05
68533000	FICA	PA	7000000029	8/24/2012	527.92
68533000	FICA	PA	7000000029	8/24/2012	48.20
68533000	FICA	PA	7000000029	8/24/2012	67.29
68533000	FICA	PA	7000000029	8/24/2012	69.90
68533000	FICA	PA	7000000029	8/24/2012	18.04
68533000	FICA	PA	7000000029	8/24/2012	137.25
68533000	FICA	PA	7000000029	8/24/2012	47.73
68533000	FICA	PA	7000000029	8/24/2012	78.59
68533000	FICA	PA	7000000029	8/24/2012	20.92
68533000	FICA	PA	7000000029	8/24/2012	2.99
68533000	FICA	PA	7000000029	8/24/2012	133.46
68533000	FICA	PA	7000000029	8/24/2012	19.61
68533000	FICA	PA	7000000029	8/24/2012	68.84
68533000	FICA	PA	7000000029	8/24/2012	79.70
68533000	FICA	PA	7000000029	8/24/2012	39.85
68533000	FICA	PA	7000000029	8/24/2012	39.85
68533000	FICA	PA	7000000029	8/24/2012	80.34
68533000	FICA	PA	7000000029	8/24/2012	67.96
68533000	FICA	PA	7000000029	8/24/2012	56.76
68533000	FICA	PA	7000000029	8/24/2012	5.33
68533000	FICA	PA	7000000029	8/24/2012	144.45
68533000	FICA	PA	7000000029	8/24/2012	205.76
68533000	FICA	PA	7000000029	8/24/2012	800.44
68533000	FICA	PA	7000000029	8/24/2012	477.67
68533000	FICA	PA	7000000029	8/24/2012	61.15
68533000	FICA	PA	7000000029	8/24/2012	18.20
68533000	FICA	PA	7000000029	8/24/2012	163.62
68533000	FICA	PA	7000000029	8/24/2012	174.56
68533000	FICA	PA	7000000029	8/24/2012	782.08
68533000	FICA	PA	7000000029	8/24/2012	13.68
68533000	FICA	PA	7000000029	8/24/2012	13.68
68533000	FICA	PA	7000000029	8/24/2012	11.40
68533000	FICA	PA	7000000029	8/24/2012	34.66
68533000	FICA	PA	7000000029	8/24/2012	356.90
68533000	FICA	PA	7000000029	8/24/2012	4,078.83
68533000	FICA	PA	7000000029	8/24/2012	479.75
68533000	FICA	PA	7000000029	8/24/2012	1,055.43
68533000	FICA	PA	7000000029	8/24/2012	178.03
68533000	FICA	PA	7000000029	8/24/2012	59.90
68533000	FICA	PA	7000000029	8/24/2012	28.76
68533000	FICA	PA	7000000029	8/24/2012	811.43
68533000	FICA	PA	7000000029	8/24/2012	423.79
68533000	FICA	PA	7000000029	8/24/2012	390.24
68533000	FICA	PA	7000000029	8/24/2012	575.70
68533000	FICA	PA	7000000029	8/24/2012	708.52
68533000	FICA	PA	7000000029	8/24/2012	617.90

## Kentucky American Water Company

Case No. 2012-00520

Response to PSC DR1, Item 31

Account	Description	Doc Type	Document Number	Posting Date	Amount
68533000	FICA	PA	7000000029	8/24/2012	17.37
68533000	FICA	PA	7000000029	8/24/2012	203.36
68533000	FICA	PA	7000000029	8/24/2012	279.70
68533000	FICA	PA	7000000029	8/24/2012	71.57
68533000	FICA	PA	7000000029	8/24/2012	78.87
68533000	FICA	PA	7000000029	8/24/2012	66.17
68533000	FICA	PA	7000000029	8/24/2012	46.54
68533000	FICA	PA	7000000029	8/24/2012	25.63
68533000	FICA	PA	7000000029	8/24/2012	5.18
68533000	FICA	PA	7000000029	8/24/2012	59.89
68533000	FICA	PA	7000000029	8/24/2012	89.64
68533000	FICA	PA	7000000029	8/24/2012	6.21
68533100	FICA Cap Credits	UZ	2000000021	8/24/2012	(18.20)
68533100	FICA Cap Credits	UZ	2000000022	8/24/2012	(18.20)
68533100	FICA Cap Credits	UZ	2000000022	8/24/2012	(163.62)
68533100	FICA Cap Credits	UZ	2000000022	8/24/2012	(163.62)
68533100	FICA Cap Credits	UZ	2000000022	8/24/2012	(39.13)
68533100	FICA Cap Credits	UZ	2000000022	8/24/2012	(39.13)
68533100	FICA Cap Credits	UZ	2000000022	8/24/2012	(39.14)
68533100	FICA Cap Credits	UZ	2000000022	8/24/2012	(39.14)
68533100	FICA Cap Credits	UZ	2000000022	8/24/2012	(5.18)
68533100	FICA Cap Credits	UZ	2000000022	8/24/2012	(5.18)
68533100	FICA Cap Credits	UZ	2000000021	8/24/2012	(26.85)
68533100	FICA Cap Credits	UZ	2000000022	8/24/2012	(26.85)
68533100	FICA Cap Credits	UZ	2000000021	8/24/2012	(25.63)
68533100	FICA Cap Credits	UZ	2000000022	8/24/2012	(25.63)
68533100	FICA Cap Credits	UZ	2000000022	8/24/2012	(38.05)
68533100	FICA Cap Credits	UZ	2000000022	8/24/2012	(38.05)
68533100	FICA Cap Credits	UZ	2000000022	8/24/2012	(13.68)
68533100	FICA Cap Credits	UZ	2000000022	8/24/2012	(13.68)
68533100	FICA Cap Credits	UZ	2000000021	8/24/2012	(575.70)
68533100	FICA Cap Credits	UZ	2000000022	8/24/2012	(575.70)
68533100	FICA Cap Credits	UZ	2000000022	8/24/2012	(79.70)
68533100	FICA Cap Credits	UZ	2000000022	8/24/2012	(79.70)
68533100	FICA Cap Credits	UZ	2000000022	8/24/2012	(39.85)
68533100	FICA Cap Credits	UZ	2000000022	8/24/2012	(39.85)
68533100	FICA Cap Credits	UZ	2000000021	8/24/2012	(39.85)
68533100	FICA Cap Credits	UZ	2000000022	8/24/2012	(39.85)
68533100	FICA Cap Credits	UZ	2000000022	8/24/2012	(260.83)
68533100	FICA Cap Credits	UZ	2000000022	8/24/2012	(260.83)
68533100	FICA Cap Credits	UZ	2000000021	8/24/2012	(59.89)
68533100	FICA Cap Credits	UZ	2000000022	8/24/2012	(59.89)
68533100	FICA Cap Credits	UZ	2000000021	8/24/2012	(56.76)
68533100	FICA Cap Credits	UZ	2000000022	8/24/2012	(56.76)
68533100	FICA Cap Credits	UZ	2000000022	8/24/2012	(5.33)
68533100	FICA Cap Credits	UZ	2000000022	8/24/2012	(5.33)
68533100	FICA Cap Credits	UZ	2000000022	8/24/2012	(8.91)
68533100	FICA Cap Credits	UZ	2000000022	8/24/2012	(8.91)
68533100	FICA Cap Credits	UZ	2000000022	8/24/2012	(178.03)
68533100	FICA Cap Credits	UZ	2000000022	8/24/2012	(178.03)
68533100	FICA Cap Credits	UZ	2000000022	8/24/2012	(89.64)
68533100	FICA Cap Credits	UZ	2000000022	8/24/2012	(89.64)
68533100	FICA Cap Credits	UZ	2000000022	8/24/2012	(174.56)

## Kentucky American Water Company

Case No. 2012-00520

Response to PSC DR1, Item 31

Account	Description	Doc Type	Document Number	Posting Date	Amount
68533100	FICA Cap Credits	UZ	2000000022	8/24/2012	(174.56)
68533100	FICA Cap Credits	UZ	2000000021	8/24/2012	(59.90)
68533100	FICA Cap Credits	UZ	2000000022	8/24/2012	(59.90)
68533100	FICA Cap Credits	UZ	2000000022	8/24/2012	(28.76)
68533100	FICA Cap Credits	UZ	2000000022	8/24/2012	(28.76)
68533100	FICA Cap Credits	UZ	2000000021	8/24/2012	(80.34)
68533100	FICA Cap Credits	UZ	2000000022	8/24/2012	(80.34)
68533100	FICA Cap Credits	UZ	2000000022	8/24/2012	(203.36)
68533100	FICA Cap Credits	UZ	2000000022	8/24/2012	(203.36)
68533100	FICA Cap Credits	UZ	2000000021	8/24/2012	(67.96)
68533100	FICA Cap Credits	UZ	2000000022	8/24/2012	(67.96)
68533100	FICA Cap Credits	UZ	2000000021	8/24/2012	(18.04)
68533100	FICA Cap Credits	UZ	2000000022	8/24/2012	(18.04)
68533100	FICA Cap Credits	UZ	2000000022	8/24/2012	(67.29)
68533100	FICA Cap Credits	UZ	2000000022	8/24/2012	(67.29)
68533100	FICA Cap Credits	UZ	2000000021	8/24/2012	(13.68)
68533100	FICA Cap Credits	UZ	2000000022	8/24/2012	(13.68)
68533100	FICA Cap Credits	UZ	2000000021	8/24/2012	(34.66)
68533100	FICA Cap Credits	UZ	2000000022	8/24/2012	(34.66)
68533100	FICA Cap Credits	UZ	2000000022	8/24/2012	(11.40)
68533100	FICA Cap Credits	UZ	2000000022	8/24/2012	(11.40)
68533100	FICA Cap Credits	UZ	2000000022	8/24/2012	(20.92)
68533100	FICA Cap Credits	UZ	2000000022	8/24/2012	(20.92)
68533100	FICA Cap Credits	UZ	2000000021	8/24/2012	(2.99)
68533100	FICA Cap Credits	UZ	2000000022	8/24/2012	(2.99)
68533100	FICA Cap Credits	UZ	2000000022	8/24/2012	(69.90)
68533100	FICA Cap Credits	UZ	2000000022	8/24/2012	(69.90)
68535000	SUTA	PA	7000000029	8/24/2012	52.33
68535000	SUTA	PA	7000000029	8/24/2012	46.70
68535000	SUTA	PA	7000000029	8/24/2012	35.66
71521000	M&J Expenses	SA	100000834	8/24/2012	422.44
71521000	M&J Expenses	SA	100000834	8/24/2012	(422.44)
88107000	CAP Move-CWIP	UZ	2000000024	8/24/2012	638.29
88107000	CAP Move-CWIP	UZ	2000000024	8/24/2012	452.64
88107000	CAP Move-CWIP	UZ	2000000023	8/24/2012	219.60
88107000	CAP Move-CWIP	UZ	2000000023	8/24/2012	5.50
88107000	CAP Move-CWIP	UZ	2000000023	8/24/2012	18.20
88107000	CAP Move-CWIP	UZ	2000000023	8/24/2012	219.60
88107000	CAP Move-CWIP	UZ	2000000023	8/24/2012	18.20
88107000	CAP Move-CWIP	UZ	2000000024	8/24/2012	1,675.10
88107000	CAP Move-CWIP	UZ	2000000024	8/24/2012	5.50
88107000	CAP Move-CWIP	UZ	2000000024	8/24/2012	39.71
88107000	CAP Move-CWIP	UZ	2000000024	8/24/2012	39.71
88107000	CAP Move-CWIP	UZ	2000000024	8/24/2012	(3,285.21)
88107000	CAP Move-CWIP	UZ	2000000023	8/24/2012	6,808.38
88107000	CAP Move-CWIP	UZ	2000000023	8/24/2012	357.66
88107000	CAP Move-CWIP	UZ	2000000023	8/24/2012	1,976.40
88107000	CAP Move-CWIP	UZ	2000000023	8/24/2012	1,976.40
88107000	CAP Move-CWIP	UZ	2000000024	8/24/2012	49.41
88107000	CAP Move-CWIP	UZ	2000000024	8/24/2012	163.62
88107000	CAP Move-CWIP	UZ	2000000024	8/24/2012	49.41
88107000	CAP Move-CWIP	UZ	2000000024	8/24/2012	357.66
88107000	CAP Move-CWIP	UZ	2000000024	8/24/2012	163.62

## Kentucky American Water Company

Case No. 2012-00520

Response to PSC DR1, Item 31

Account	Description	Doc Type	Document Number	Posting Date	Amount
88107000	CAP Move-CWIP	UZ	2000000024	8/24/2012	(3,201.36)
88107000	CAP Move-CWIP	UZ	2000000024	8/24/2012	(4,877.92)
88107000	CAP Move-CWIP	UZ	2000000024	8/24/2012	(26,114.68)
88107000	CAP Move-CWIP	UZ	2000000023	8/24/2012	(1,549.23)
88107000	CAP Move-CWIP	UZ	2000000023	8/24/2012	538.56
88107000	CAP Move-CWIP	UZ	2000000024	8/24/2012	538.56
88107000	CAP Move-CWIP	UZ	2000000024	8/24/2012	1.72
88107000	CAP Move-CWIP	UZ	2000000024	8/24/2012	39.13
88107000	CAP Move-CWIP	UZ	2000000024	8/24/2012	(1.95)
88107000	CAP Move-CWIP	UZ	2000000024	8/24/2012	139.79
88107000	CAP Move-CWIP	UZ	2000000024	8/24/2012	139.79
88107000	CAP Move-CWIP	UZ	2000000024	8/24/2012	1.72
88107000	CAP Move-CWIP	UZ	2000000024	8/24/2012	39.13
88107000	CAP Move-CWIP	UZ	2000000023	8/24/2012	1.73
88107000	CAP Move-CWIP	UZ	2000000023	8/24/2012	39.14
88107000	CAP Move-CWIP	UZ	2000000023	8/24/2012	538.56
88107000	CAP Move-CWIP	UZ	2000000023	8/24/2012	39.14
88107000	CAP Move-CWIP	UZ	2000000024	8/24/2012	139.79
88107000	CAP Move-CWIP	UZ	2000000024	8/24/2012	538.56
88107000	CAP Move-CWIP	UZ	2000000024	8/24/2012	1.73
88107000	CAP Move-CWIP	UZ	2000000024	8/24/2012	(10,148.71)
88107000	CAP Move-CWIP	UZ	2000000024	8/24/2012	139.79
88107000	CAP Move-CWIP	UZ	2000000023	8/24/2012	(11,434.23)
88107000	CAP Move-CWIP	UZ	2000000024	8/24/2012	494.84
88107000	CAP Move-CWIP	UZ	2000000024	8/24/2012	167.28
88107000	CAP Move-CWIP	UZ	2000000023	8/24/2012	3.64
88107000	CAP Move-CWIP	UZ	2000000023	8/24/2012	5.18
88107000	CAP Move-CWIP	UZ	2000000023	8/24/2012	(7,654.18)
88107000	CAP Move-CWIP	UZ	2000000024	8/24/2012	69.22
88107000	CAP Move-CWIP	UZ	2000000024	8/24/2012	69.22
88107000	CAP Move-CWIP	UZ	2000000024	8/24/2012	2.77
88107000	CAP Move-CWIP	UZ	2000000024	8/24/2012	7.17
88107000	CAP Move-CWIP	UZ	2000000024	8/24/2012	2.77
88107000	CAP Move-CWIP	UZ	2000000024	8/24/2012	5.18
88107000	CAP Move-CWIP	UZ	2000000024	8/24/2012	7.17
88107000	CAP Move-CWIP	UZ	2000000024	8/24/2012	3.64
88107000	CAP Move-CWIP	UZ	2000000023	8/24/2012	80.75
88107000	CAP Move-CWIP	UZ	2000000023	8/24/2012	0.86
88107000	CAP Move-CWIP	UZ	2000000024	8/24/2012	366.32
88107000	CAP Move-CWIP	UZ	2000000024	8/24/2012	26.85
88107000	CAP Move-CWIP	UZ	2000000024	8/24/2012	(5.62)
88107000	CAP Move-CWIP	UZ	2000000024	8/24/2012	80.75
88107000	CAP Move-CWIP	UZ	2000000024	8/24/2012	26.85
88107000	CAP Move-CWIP	UZ	2000000024	8/24/2012	366.32
88107000	CAP Move-CWIP	UZ	2000000024	8/24/2012	0.86
88107000	CAP Move-CWIP	UZ	2000000023	8/24/2012	1,094.97
88107000	CAP Move-CWIP	UZ	2000000023	8/24/2012	(2,272.23)
88107000	CAP Move-CWIP	UZ	2000000024	8/24/2012	4,811.44
88107000	CAP Move-CWIP	UZ	2000000023	8/24/2012	(1,847.82)
88107000	CAP Move-CWIP	UZ	2000000024	8/24/2012	(42,313.96)
88107000	CAP Move-CWIP	UZ	2000000023	8/24/2012	76.48
88107000	CAP Move-CWIP	UZ	2000000023	8/24/2012	76.48
88107000	CAP Move-CWIP	UZ	2000000024	8/24/2012	2.60

## Kentucky American Water Company

Case No. 2012-00520

Response to PSC DR1, Item 31

Account	Description	Doc Type	Document Number	Posting Date	Amount
88107000	CAP Move-CWIP	UZ	2000000024	8/24/2012	17.52
88107000	CAP Move-CWIP	UZ	2000000024	8/24/2012	333.73
88107000	CAP Move-CWIP	UZ	2000000024	8/24/2012	25.63
88107000	CAP Move-CWIP	UZ	2000000024	8/24/2012	17.52
88107000	CAP Move-CWIP	UZ	2000000024	8/24/2012	247.20
88107000	CAP Move-CWIP	UZ	2000000024	8/24/2012	86.53
88107000	CAP Move-CWIP	UZ	2000000024	8/24/2012	25.63
88107000	CAP Move-CWIP	UZ	2000000024	8/24/2012	2.60
88107000	CAP Move-CWIP	UZ	2000000023	8/24/2012	518.40
88107000	CAP Move-CWIP	UZ	2000000023	8/24/2012	12.96
88107000	CAP Move-CWIP	UZ	2000000024	8/24/2012	38.05
88107000	CAP Move-CWIP	UZ	2000000024	8/24/2012	518.40
88107000	CAP Move-CWIP	UZ	2000000024	8/24/2012	12.96
88107000	CAP Move-CWIP	UZ	2000000024	8/24/2012	116.78
88107000	CAP Move-CWIP	UZ	2000000024	8/24/2012	116.78
88107000	CAP Move-CWIP	UZ	2000000024	8/24/2012	38.05
88107000	CAP Move-CWIP	UZ	2000000023	8/24/2012	148,853.43
88107000	CAP Move-CWIP	UZ	2000000023	8/24/2012	(307,764.28)
88107000	CAP Move-CWIP	UZ	2000000024	8/24/2012	1,104.32
88107000	CAP Move-CWIP	UZ	2000000024	8/24/2012	734.70
88107000	CAP Move-CWIP	UZ	2000000024	8/24/2012	(342,259.84)
88107000	CAP Move-CWIP	UZ	2000000023	8/24/2012	(49,019.39)
88107000	CAP Move-CWIP	UZ	2000000023	8/24/2012	9.84
88107000	CAP Move-CWIP	UZ	2000000023	8/24/2012	187.50
88107000	CAP Move-CWIP	UZ	2000000023	8/24/2012	44.59
88107000	CAP Move-CWIP	UZ	2000000023	8/24/2012	(13,325.02)
88107000	CAP Move-CWIP	UZ	2000000024	8/24/2012	187.50
88107000	CAP Move-CWIP	UZ	2000000024	8/24/2012	44.59
88107000	CAP Move-CWIP	UZ	2000000024	8/24/2012	13.68
88107000	CAP Move-CWIP	UZ	2000000024	8/24/2012	13.68
88107000	CAP Move-CWIP	UZ	2000000024	8/24/2012	9.84
88107000	CAP Move-CWIP	UZ	2000000024	8/24/2012	7.50
88107000	CAP Move-CWIP	UZ	2000000024	8/24/2012	7.50
88107000	CAP Move-CWIP	UZ	2000000024	8/24/2012	(0.05)
88107000	CAP Move-CWIP	UZ	2000000024	8/24/2012	(0.16)
88107000	CAP Move-CWIP	UZ	2000000024	8/24/2012	(1,225.25)
88107000	CAP Move-CWIP	UZ	2000000024	8/24/2012	(1,225.25)
88107000	CAP Move-CWIP	UZ	2000000024	8/24/2012	(1,225.25)
88107000	CAP Move-CWIP	UZ	2000000023	8/24/2012	159.88
88107000	CAP Move-CWIP	UZ	2000000023	8/24/2012	1,600.43
88107000	CAP Move-CWIP	UZ	2000000023	8/24/2012	569.94
88107000	CAP Move-CWIP	UZ	2000000023	8/24/2012	569.94
88107000	CAP Move-CWIP	UZ	2000000024	8/24/2012	306.33
88107000	CAP Move-CWIP	UZ	2000000024	8/24/2012	44.18
88107000	CAP Move-CWIP	UZ	2000000024	8/24/2012	1,600.43
88107000	CAP Move-CWIP	UZ	2000000024	8/24/2012	288.89
88107000	CAP Move-CWIP	UZ	2000000024	8/24/2012	80.52
88107000	CAP Move-CWIP	UZ	2000000024	8/24/2012	288.89
88107000	CAP Move-CWIP	UZ	2000000024	8/24/2012	159.88
88107000	CAP Move-CWIP	UZ	2000000024	8/24/2012	(10,205.80)
88107000	CAP Move-CWIP	UZ	2000000024	8/24/2012	7,741.37
88107000	CAP Move-CWIP	UZ	2000000024	8/24/2012	7,171.84
88107000	CAP Move-CWIP	UZ	2000000024	8/24/2012	263.21



## Kentucky American Water Company

Case No. 2012-00520

Response to PSC DR1, Item 31

Account	Description	Doc Type	Document Number	Posting Date	Amount
88107000	CAP Move-CWIP	UZ	2000000024	8/24/2012	(10,205.80)
88107000	CAP Move-CWIP	UZ	2000000024	8/24/2012	(10,205.80)
88107000	CAP Move-CWIP	UZ	2000000023	8/24/2012	(10,205.80)
88107000	CAP Move-CWIP	UZ	2000000023	8/24/2012	953.01
88107000	CAP Move-CWIP	UZ	2000000024	8/24/2012	66.41
88107000	CAP Move-CWIP	UZ	2000000024	8/24/2012	66.41
88107000	CAP Move-CWIP	UZ	2000000024	8/24/2012	50.01
88107000	CAP Move-CWIP	UZ	2000000024	8/24/2012	38.09
88107000	CAP Move-CWIP	UZ	2000000024	8/24/2012	953.01
88107000	CAP Move-CWIP	UZ	2000000024	8/24/2012	78.90
88107000	CAP Move-CWIP	UZ	2000000024	8/24/2012	50.01
88107000	CAP Move-CWIP	UZ	2000000024	8/24/2012	38.09
88107000	CAP Move-CWIP	UZ	2000000024	8/24/2012	78.90
88107000	CAP Move-CWIP	UZ	2000000023	8/24/2012	33.22
88107000	CAP Move-CWIP	UZ	2000000023	8/24/2012	476.51
88107000	CAP Move-CWIP	UZ	2000000023	8/24/2012	19.07
88107000	CAP Move-CWIP	UZ	2000000023	8/24/2012	476.51
88107000	CAP Move-CWIP	UZ	2000000024	8/24/2012	25.02
88107000	CAP Move-CWIP	UZ	2000000024	8/24/2012	39.45
88107000	CAP Move-CWIP	UZ	2000000024	8/24/2012	(10,205.80)
88107000	CAP Move-CWIP	UZ	2000000024	8/24/2012	25.02
88107000	CAP Move-CWIP	UZ	2000000024	8/24/2012	19.07
88107000	CAP Move-CWIP	UZ	2000000024	8/24/2012	39.45
88107000	CAP Move-CWIP	UZ	2000000024	8/24/2012	33.22
88107000	CAP Move-CWIP	UZ	2000000024	8/24/2012	(10,205.80)
88107000	CAP Move-CWIP	UZ	2000000023	8/24/2012	33.22
88107000	CAP Move-CWIP	UZ	2000000023	8/24/2012	25.02
88107000	CAP Move-CWIP	UZ	2000000023	8/24/2012	39.45
88107000	CAP Move-CWIP	UZ	2000000023	8/24/2012	33.22
88107000	CAP Move-CWIP	UZ	2000000024	8/24/2012	19.07
88107000	CAP Move-CWIP	UZ	2000000024	8/24/2012	(10,205.80)
88107000	CAP Move-CWIP	UZ	2000000024	8/24/2012	476.51
88107000	CAP Move-CWIP	UZ	2000000024	8/24/2012	39.45
88107000	CAP Move-CWIP	UZ	2000000024	8/24/2012	19.07
88107000	CAP Move-CWIP	UZ	2000000024	8/24/2012	25.02
88107000	CAP Move-CWIP	UZ	2000000024	8/24/2012	476.51
88107000	CAP Move-CWIP	UZ	2000000023	8/24/2012	64.31
88107000	CAP Move-CWIP	UZ	2000000023	8/24/2012	447.66
88107000	CAP Move-CWIP	UZ	2000000023	8/24/2012	773.49
88107000	CAP Move-CWIP	UZ	2000000023	8/24/2012	260.83
88107000	CAP Move-CWIP	UZ	2000000023	8/24/2012	30.10
88107000	CAP Move-CWIP	UZ	2000000023	8/24/2012	3,513.75
88107000	CAP Move-CWIP	UZ	2000000024	8/24/2012	155.67
88107000	CAP Move-CWIP	UZ	2000000024	8/24/2012	64.31
88107000	CAP Move-CWIP	UZ	2000000024	8/24/2012	(27.84)
88107000	CAP Move-CWIP	UZ	2000000024	8/24/2012	260.83
88107000	CAP Move-CWIP	UZ	2000000024	8/24/2012	652.88
88107000	CAP Move-CWIP	UZ	2000000024	8/24/2012	155.67
88107000	CAP Move-CWIP	UZ	2000000024	8/24/2012	652.88
88107000	CAP Move-CWIP	UZ	2000000024	8/24/2012	2,292.60
88107000	CAP Move-CWIP	UZ	2000000023	8/24/2012	59.89
88107000	CAP Move-CWIP	UZ	2000000023	8/24/2012	139.32
88107000	CAP Move-CWIP	UZ	2000000024	8/24/2012	811.39

Kentucky American Water Company

Case No. 2012-00520

Response to PSC DR1, Item 31

Account	Description	Doc Type	Document Number	Posting Date	Amount
88107000	CAP Move-CWIP	UZ	2000000024	8/24/2012	11.07
88107000	CAP Move-CWIP	UZ	2000000024	8/24/2012	11.07
88107000	CAP Move-CWIP	UZ	2000000024	8/24/2012	139.32
88107000	CAP Move-CWIP	UZ	2000000024	8/24/2012	42.36
88107000	CAP Move-CWIP	UZ	2000000024	8/24/2012	42.36
88107000	CAP Move-CWIP	UZ	2000000024	8/24/2012	(5.04)
88107000	CAP Move-CWIP	UZ	2000000024	8/24/2012	811.39
88107000	CAP Move-CWIP	UZ	2000000024	8/24/2012	59.89
88107000	CAP Move-CWIP	UZ	2000000024	8/24/2012	(0.02)
88107000	CAP Move-CWIP	UZ	2000000023	8/24/2012	(0.02)
88107000	CAP Move-CWIP	UZ	2000000023	8/24/2012	(0.02)
88107000	CAP Move-CWIP	UZ	2000000023	8/24/2012	(0.02)
88107000	CAP Move-CWIP	UZ	2000000024	8/24/2012	(0.02)
88107000	CAP Move-CWIP	UZ	2000000024	8/24/2012	(0.02)
88107000	CAP Move-CWIP	UZ	2000000023	8/24/2012	(0.02)
88107000	CAP Move-CWIP	UZ	2000000024	8/24/2012	(0.02)
88107000	CAP Move-CWIP	UZ	2000000024	8/24/2012	(0.02)
88107000	CAP Move-CWIP	UZ	2000000024	8/24/2012	(0.02)
88107000	CAP Move-CWIP	UZ	2000000024	8/24/2012	(0.02)
88107000	CAP Move-CWIP	UZ	2000000023	8/24/2012	(0.02)
88107000	CAP Move-CWIP	UZ	2000000024	8/24/2012	(0.02)
88107000	CAP Move-CWIP	UZ	2000000023	8/24/2012	99.16
88107000	CAP Move-CWIP	UZ	2000000023	8/24/2012	(0.64)
88107000	CAP Move-CWIP	UZ	2000000024	8/24/2012	24.22
88107000	CAP Move-CWIP	UZ	2000000024	8/24/2012	19.95
88107000	CAP Move-CWIP	UZ	2000000024	8/24/2012	520.43
88107000	CAP Move-CWIP	UZ	2000000024	8/24/2012	99.16
88107000	CAP Move-CWIP	UZ	2000000024	8/24/2012	520.43
88107000	CAP Move-CWIP	UZ	2000000024	8/24/2012	39.16
88107000	CAP Move-CWIP	UZ	2000000024	8/24/2012	39.16
88107000	CAP Move-CWIP	UZ	2000000024	8/24/2012	19.95
88107000	CAP Move-CWIP	UZ	2000000024	8/24/2012	24.22
88107000	CAP Move-CWIP	UZ	2000000023	8/24/2012	3.68
88107000	CAP Move-CWIP	UZ	2000000023	8/24/2012	3.68
88107000	CAP Move-CWIP	UZ	2000000023	8/24/2012	1.25
88107000	CAP Move-CWIP	UZ	2000000023	8/24/2012	9.78
88107000	CAP Move-CWIP	UZ	2000000023	8/24/2012	(0.02)
88107000	CAP Move-CWIP	UZ	2000000024	8/24/2012	50.04
88107000	CAP Move-CWIP	UZ	2000000024	8/24/2012	50.04
88107000	CAP Move-CWIP	UZ	2000000024	8/24/2012	1.25
88107000	CAP Move-CWIP	UZ	2000000024	8/24/2012	9.78
88107000	CAP Move-CWIP	UZ	2000000023	8/24/2012	(0.09)
88107000	CAP Move-CWIP	UZ	2000000023	8/24/2012	0.74
88107000	CAP Move-CWIP	UZ	2000000023	8/24/2012	8.91
88107000	CAP Move-CWIP	UZ	2000000023	8/24/2012	19.75
88107000	CAP Move-CWIP	UZ	2000000023	8/24/2012	150.76
88107000	CAP Move-CWIP	UZ	2000000023	8/24/2012	116.87
88107000	CAP Move-CWIP	UZ	2000000024	8/24/2012	19.75
88107000	CAP Move-CWIP	UZ	2000000024	8/24/2012	18.41
88107000	CAP Move-CWIP	UZ	2000000024	8/24/2012	98.46
88107000	CAP Move-CWIP	UZ	2000000024	8/24/2012	0.74
88107000	CAP Move-CWIP	UZ	2000000024	8/24/2012	6.05
88107000	CAP Move-CWIP	UZ	2000000024	8/24/2012	6.05

## Kentucky American Water Company

Case No. 2012-00520

Response to PSC DR1, Item 31

Account	Description	Doc Type	Document Number	Posting Date	Amount
88107000	CAP Move-CWIP	UZ	2000000024	8/24/2012	8.91
88107000	CAP Move-CWIP	UZ	2000000024	8/24/2012	(85,585.28)
88107000	CAP Move-CWIP	UZ	2000000024	8/24/2012	(36,679.38)
88107000	CAP Move-CWIP	UZ	2000000023	8/24/2012	(67,461.31)
88107000	CAP Move-CWIP	UZ	2000000023	8/24/2012	540.08
88107000	CAP Move-CWIP	UZ	2000000023	8/24/2012	2,099.70
88107000	CAP Move-CWIP	UZ	2000000023	8/24/2012	52.94
88107000	CAP Move-CWIP	UZ	2000000024	8/24/2012	2,099.70
88107000	CAP Move-CWIP	UZ	2000000024	8/24/2012	540.08
88107000	CAP Move-CWIP	UZ	2000000024	8/24/2012	40.37
88107000	CAP Move-CWIP	UZ	2000000024	8/24/2012	178.03
88107000	CAP Move-CWIP	UZ	2000000024	8/24/2012	178.03
88107000	CAP Move-CWIP	UZ	2000000024	8/24/2012	40.37
88107000	CAP Move-CWIP	UZ	2000000024	8/24/2012	52.94
88107000	CAP Move-CWIP	UZ	2000000023	8/24/2012	622.98
88107000	CAP Move-CWIP	UZ	2000000023	8/24/2012	61.85
88107000	CAP Move-CWIP	UZ	2000000023	8/24/2012	42.68
88107000	CAP Move-CWIP	UZ	2000000024	8/24/2012	191.38
88107000	CAP Move-CWIP	UZ	2000000024	8/24/2012	42.68
88107000	CAP Move-CWIP	UZ	2000000024	8/24/2012	61.85
88107000	CAP Move-CWIP	UZ	2000000024	8/24/2012	159.26
88107000	CAP Move-CWIP	UZ	2000000024	8/24/2012	12.57
88107000	CAP Move-CWIP	UZ	2000000024	8/24/2012	159.26
88107000	CAP Move-CWIP	UZ	2000000024	8/24/2012	814.36
88107000	CAP Move-CWIP	UZ	2000000024	8/24/2012	12.57
88107000	CAP Move-CWIP	UZ	2000000023	8/24/2012	(10.24)
88107000	CAP Move-CWIP	UZ	2000000023	8/24/2012	(5.36)
88107000	CAP Move-CWIP	UZ	2000000023	8/24/2012	37.62
88107000	CAP Move-CWIP	UZ	2000000023	8/24/2012	5.87
88107000	CAP Move-CWIP	UZ	2000000023	8/24/2012	1,515.18
88107000	CAP Move-CWIP	UZ	2000000023	8/24/2012	37.62
88107000	CAP Move-CWIP	UZ	2000000024	8/24/2012	270.99
88107000	CAP Move-CWIP	UZ	2000000024	8/24/2012	270.99
88107000	CAP Move-CWIP	UZ	2000000024	8/24/2012	120.45
88107000	CAP Move-CWIP	UZ	2000000024	8/24/2012	120.45
88107000	CAP Move-CWIP	UZ	2000000024	8/24/2012	(982.43)
88107000	CAP Move-CWIP	UZ	2000000024	8/24/2012	1,515.18
88107000	CAP Move-CWIP	UZ	2000000024	8/24/2012	5.87
88107000	CAP Move-CWIP	UZ	2000000024	8/24/2012	(25.37)
88107000	CAP Move-CWIP	UZ	2000000024	8/24/2012	(126.05)
88107000	CAP Move-CWIP	UZ	2000000024	8/24/2012	(55.08)
88107000	CAP Move-CWIP	UZ	2000000024	8/24/2012	(154.71)
88107000	CAP Move-CWIP	UZ	2000000023	8/24/2012	(22,359.81)
88107000	CAP Move-CWIP	UZ	2000000023	8/24/2012	59.90
88107000	CAP Move-CWIP	UZ	2000000024	8/24/2012	695.42
88107000	CAP Move-CWIP	UZ	2000000024	8/24/2012	695.42
88107000	CAP Move-CWIP	UZ	2000000024	8/24/2012	59.90
88107000	CAP Move-CWIP	UZ	2000000024	8/24/2012	67.54
88107000	CAP Move-CWIP	UZ	2000000024	8/24/2012	67.54
88107000	CAP Move-CWIP	UZ	2000000024	8/24/2012	(235.76)
88107000	CAP Move-CWIP	UZ	2000000024	8/24/2012	(8,005.42)
88107000	CAP Move-CWIP	UZ	2000000024	8/24/2012	(788.72)
88107000	CAP Move-CWIP	UZ	2000000024	8/24/2012	(2,576.73)

## Kentucky American Water Company

Case No. 2012-00520

Response to PSC DR1, Item 31

Account	Description	Doc Type	Document Number	Posting Date	Amount
88107000	CAP Move-CWIP	UZ	2000000024	8/24/2012	(1,621.71)
88107000	CAP Move-CWIP	UZ	2000000023	8/24/2012	(146,511.53)
88107000	CAP Move-CWIP	UZ	2000000023	8/24/2012	54.24
88107000	CAP Move-CWIP	UZ	2000000024	8/24/2012	54.24
88107000	CAP Move-CWIP	UZ	2000000024	8/24/2012	337.20
88107000	CAP Move-CWIP	UZ	2000000024	8/24/2012	7.73
88107000	CAP Move-CWIP	UZ	2000000024	8/24/2012	3.18
88107000	CAP Move-CWIP	UZ	2000000024	8/24/2012	25.02
88107000	CAP Move-CWIP	UZ	2000000024	8/24/2012	25.02
88107000	CAP Move-CWIP	UZ	2000000024	8/24/2012	3.18
88107000	CAP Move-CWIP	UZ	2000000024	8/24/2012	337.20
88107000	CAP Move-CWIP	UZ	2000000024	8/24/2012	7.73
88107000	CAP Move-CWIP	UZ	2000000024	8/24/2012	(2,869.01)
88107000	CAP Move-CWIP	UZ	2000000024	8/24/2012	(10,071.29)
88107000	CAP Move-CWIP	UZ	2000000023	8/24/2012	69.90
88107000	CAP Move-CWIP	UZ	2000000023	8/24/2012	50.59
88107000	CAP Move-CWIP	UZ	2000000024	8/24/2012	247.72
88107000	CAP Move-CWIP	UZ	2000000024	8/24/2012	162.50
88107000	CAP Move-CWIP	UZ	2000000024	8/24/2012	963.69
88107000	CAP Move-CWIP	UZ	2000000024	8/24/2012	69.90
88107000	CAP Move-CWIP	UZ	2000000024	8/24/2012	32.31
88107000	CAP Move-CWIP	UZ	2000000024	8/24/2012	50.59
88107000	CAP Move-CWIP	UZ	2000000024	8/24/2012	32.31
88107000	CAP Move-CWIP	UZ	2000000024	8/24/2012	247.72
88107000	CAP Move-CWIP	UZ	2000000024	8/24/2012	801.19
88107000	CAP Move-CWIP	UZ	2000000024	8/24/2012	(85,764.99)
88107000	CAP Move-CWIP	UZ	2000000024	8/24/2012	(107,978.62)
88107000	CAP Move-CWIP	UZ	2000000023	8/24/2012	2,413.41
88107000	CAP Move-CWIP	UZ	2000000023	8/24/2012	11.26
88107000	CAP Move-CWIP	UZ	2000000023	8/24/2012	11.26
88107000	CAP Move-CWIP	UZ	2000000023	8/24/2012	2,239.90
88107000	CAP Move-CWIP	UZ	2000000023	8/24/2012	602.23
88107000	CAP Move-CWIP	UZ	2000000024	8/24/2012	173.50
88107000	CAP Move-CWIP	UZ	2000000024	8/24/2012	176.92
88107000	CAP Move-CWIP	UZ	2000000024	8/24/2012	11.04
88107000	CAP Move-CWIP	UZ	2000000024	8/24/2012	176.92
88107000	CAP Move-CWIP	UZ	2000000024	8/24/2012	11.04
88107000	CAP Move-CWIP	UZ	2000000024	8/24/2012	602.23
88107000	CAP Move-CWIP	UZ	2000000023	8/24/2012	59.13
88107000	CAP Move-CWIP	UZ	2000000023	8/24/2012	181.00
88107000	CAP Move-CWIP	UZ	2000000023	8/24/2012	8.93
88107000	CAP Move-CWIP	UZ	2000000023	8/24/2012	473.19
88107000	CAP Move-CWIP	UZ	2000000024	8/24/2012	809.64
88107000	CAP Move-CWIP	UZ	2000000024	8/24/2012	13.25
88107000	CAP Move-CWIP	UZ	2000000024	8/24/2012	8.93
88107000	CAP Move-CWIP	UZ	2000000024	8/24/2012	59.13
88107000	CAP Move-CWIP	UZ	2000000024	8/24/2012	13.25
88107000	CAP Move-CWIP	UZ	2000000024	8/24/2012	(805.83)
88107000	CAP Move-CWIP	UZ	2000000024	8/24/2012	336.45
88107000	CAP Move-CWIP	UZ	2000000024	8/24/2012	181.00
88107000	CAP Move-CWIP	UZ	2000000023	8/24/2012	7.33
88107000	CAP Move-CWIP	UZ	2000000023	8/24/2012	11.34
88107000	CAP Move-CWIP	UZ	2000000023	8/24/2012	216.13

Kentucky American Water Company

Case No. 2012-00520

Response to PSC DR1, Item 31

Account	Description	Doc Type	Document Number	Posting Date	Amount
88107000	CAP Move-CWIP	UZ	2000000023	8/24/2012	11.34
88107000	CAP Move-CWIP	UZ	2000000024	8/24/2012	15.69
88107000	CAP Move-CWIP	UZ	2000000024	8/24/2012	15.69
88107000	CAP Move-CWIP	UZ	2000000024	8/24/2012	(426.05)
88107000	CAP Move-CWIP	UZ	2000000024	8/24/2012	54.68
88107000	CAP Move-CWIP	UZ	2000000024	8/24/2012	7.33
88107000	CAP Move-CWIP	UZ	2000000024	8/24/2012	54.68
88107000	CAP Move-CWIP	UZ	2000000024	8/24/2012	216.13
88107000	CAP Move-CWIP	UZ	2000000023	8/24/2012	260.27
88107000	CAP Move-CWIP	UZ	2000000023	8/24/2012	67.29
88107000	CAP Move-CWIP	UZ	2000000023	8/24/2012	930.93
88107000	CAP Move-CWIP	UZ	2000000023	8/24/2012	23.25
88107000	CAP Move-CWIP	UZ	2000000023	8/24/2012	23.25
88107000	CAP Move-CWIP	UZ	2000000024	8/24/2012	67.29
88107000	CAP Move-CWIP	UZ	2000000024	8/24/2012	260.27
88107000	CAP Move-CWIP	UZ	2000000024	8/24/2012	930.93
88107000	CAP Move-CWIP	UZ	2000000024	8/24/2012	(8,152.58)
88107000	CAP Move-CWIP	UZ	2000000024	8/24/2012	(8,152.58)
88107000	CAP Move-CWIP	UZ	2000000024	8/24/2012	(8,152.58)
88107000	CAP Move-CWIP	UZ	2000000023	8/24/2012	44.58
88107000	CAP Move-CWIP	UZ	2000000023	8/24/2012	13.68
88107000	CAP Move-CWIP	UZ	2000000023	8/24/2012	44.58
88107000	CAP Move-CWIP	UZ	2000000023	8/24/2012	(118.49)
88107000	CAP Move-CWIP	UZ	2000000023	8/24/2012	7.50
88107000	CAP Move-CWIP	UZ	2000000024	8/24/2012	13.68
88107000	CAP Move-CWIP	UZ	2000000024	8/24/2012	7.50
88107000	CAP Move-CWIP	UZ	2000000024	8/24/2012	9.84
88107000	CAP Move-CWIP	UZ	2000000024	8/24/2012	9.84
88107000	CAP Move-CWIP	UZ	2000000024	8/24/2012	187.50
88107000	CAP Move-CWIP	UZ	2000000024	8/24/2012	187.50
88107000	CAP Move-CWIP	UZ	2000000024	8/24/2012	(2,243.46)
88107000	CAP Move-CWIP	UZ	2000000024	8/24/2012	(719.81)
88107000	CAP Move-CWIP	UZ	2000000023	8/24/2012	444.94
88107000	CAP Move-CWIP	UZ	2000000023	8/24/2012	(20,641.06)
88107000	CAP Move-CWIP	UZ	2000000024	8/24/2012	75.97
88107000	CAP Move-CWIP	UZ	2000000024	8/24/2012	23.36
88107000	CAP Move-CWIP	UZ	2000000024	8/24/2012	34.66
88107000	CAP Move-CWIP	UZ	2000000024	8/24/2012	34.66
88107000	CAP Move-CWIP	UZ	2000000024	8/24/2012	23.36
88107000	CAP Move-CWIP	UZ	2000000024	8/24/2012	444.94
88107000	CAP Move-CWIP	UZ	2000000024	8/24/2012	75.97
88107000	CAP Move-CWIP	UZ	2000000024	8/24/2012	17.80
88107000	CAP Move-CWIP	UZ	2000000024	8/24/2012	17.80
88107000	CAP Move-CWIP	UZ	2000000023	8/24/2012	(52.59)
88107000	CAP Move-CWIP	UZ	2000000023	8/24/2012	6.25
88107000	CAP Move-CWIP	UZ	2000000023	8/24/2012	156.25
88107000	CAP Move-CWIP	UZ	2000000023	8/24/2012	8.20
88107000	CAP Move-CWIP	UZ	2000000023	8/24/2012	37.15
88107000	CAP Move-CWIP	UZ	2000000024	8/24/2012	8.20
88107000	CAP Move-CWIP	UZ	2000000024	8/24/2012	11.40
88107000	CAP Move-CWIP	UZ	2000000024	8/24/2012	6.25
88107000	CAP Move-CWIP	UZ	2000000024	8/24/2012	37.15
88107000	CAP Move-CWIP	UZ	2000000024	8/24/2012	11.40

Kentucky American Water Company

Case No. 2012-00520

Response to PSC DR1, Item 31

Account	Description	Doc Type	Document Number	Posting Date	Amount
88107000	CAP Move-CWIP	UZ	2000000024	8/24/2012	156.25
88107000	CAP Move-CWIP	UZ	2000000024	8/24/2012	(19,999.55)
88107000	CAP Move-CWIP	UZ	2000000024	8/24/2012	(19,999.90)
88107000	CAP Move-CWIP	UZ	2000000024	8/24/2012	(29,000.00)
88107000	CAP Move-CWIP	UZ	2000000024	8/24/2012	(2,351.62)
88107000	CAP Move-CWIP	UZ	2000000024	8/24/2012	(2,351.62)
88107000	CAP Move-CWIP	UZ	2000000024	8/24/2012	(2,351.62)
88107000	CAP Move-CWIP	UZ	2000000024	8/24/2012	(28.05)
88107000	CAP Move-CWIP	UZ	2000000024	8/24/2012	(178.12)
88107000	CAP Move-CWIP	UZ	2000000023	8/24/2012	(203.00)
88107000	CAP Move-CWIP	UZ	2000000024	8/24/2012	(203.00)
88107000	CAP Move-CWIP	UZ	2000000024	8/24/2012	(0.15)
88107000	CAP Move-CWIP	UZ	2000000023	8/24/2012	(1,412.77)
88107000	CAP Move-CWIP	UZ	2000000023	8/24/2012	(32,473.22)
88107000	CAP Move-CWIP	UZ	2000000024	8/24/2012	(6,691.44)
88107000	CAP Move-CWIP	UZ	2000000024	8/24/2012	(3,500.00)
88107000	CAP Move-CWIP	UZ	2000000023	8/24/2012	(10,838.00)
88107000	CAP Move-CWIP	UZ	2000000023	8/24/2012	(166,911.30)
88107000	CAP Move-CWIP	UZ	2000000024	8/24/2012	(9,500.07)
88107000	CAP Move-CWIP	UZ	2000000024	8/24/2012	(9,500.07)
88107000	CAP Move-CWIP	UZ	2000000024	8/24/2012	(9,500.07)
88107000	CAP Move-CWIP	UZ	2000000023	8/24/2012	(130.55)
88107000	CAP Move-CWIP	UZ	2000000024	8/24/2012	(130.55)
88107000	CAP Move-CWIP	UZ	2000000024	8/24/2012	(130.55)
88107000	CAP Move-CWIP	UZ	2000000024	8/24/2012	(225.82)
88107000	CAP Move-CWIP	UZ	2000000024	8/24/2012	(225.82)
88107000	CAP Move-CWIP	UZ	2000000023	8/24/2012	(225.82)
88107000	CAP Move-CWIP	UZ	2000000024	8/24/2012	(218.83)
88107000	CAP Move-CWIP	UZ	2000000023	8/24/2012	(218.83)
88107000	CAP Move-CWIP	UZ	2000000024	8/24/2012	(218.83)
88107000	CAP Move-CWIP	UZ	2000000023	8/24/2012	3.78
88107000	CAP Move-CWIP	UZ	2000000023	8/24/2012	7.35
88107000	CAP Move-CWIP	UZ	2000000023	8/24/2012	291.34
88107000	CAP Move-CWIP	UZ	2000000023	8/24/2012	(150.49)
88107000	CAP Move-CWIP	UZ	2000000023	8/24/2012	20.92
88107000	CAP Move-CWIP	UZ	2000000024	8/24/2012	367.08
88107000	CAP Move-CWIP	UZ	2000000024	8/24/2012	3.78
88107000	CAP Move-CWIP	UZ	2000000024	8/24/2012	90.50
88107000	CAP Move-CWIP	UZ	2000000024	8/24/2012	90.50
88107000	CAP Move-CWIP	UZ	2000000024	8/24/2012	20.92
88107000	CAP Move-CWIP	UZ	2000000024	8/24/2012	7.35
88107000	CAP Move-CWIP	UZ	2000000024	8/24/2012	291.34
88107000	CAP Move-CWIP	UZ	2000000024	8/24/2012	(1,259.36)
88107000	CAP Move-CWIP	UZ	2000000024	8/24/2012	244.27
88107000	CAP Move-CWIP	UZ	2000000024	8/24/2012	90.10
88107000	CAP Move-CWIP	UZ	2000000024	8/24/2012	(1,699.87)
88107000	CAP Move-CWIP	UZ	2000000024	8/24/2012	(1,699.87)
88107000	CAP Move-CWIP	UZ	2000000024	8/24/2012	(1,699.87)
88107000	CAP Move-CWIP	UZ	2000000023	8/24/2012	41.62
88107000	CAP Move-CWIP	UZ	2000000023	8/24/2012	12.94
88107000	CAP Move-CWIP	UZ	2000000023	8/24/2012	275.59
88107000	CAP Move-CWIP	UZ	2000000023	8/24/2012	12.94
88107000	CAP Move-CWIP	UZ	2000000023	8/24/2012	2.99

## Kentucky American Water Company

Case No. 2012-00520

Response to PSC DR1, Item 31

Account	Description	Doc Type	Document Number	Posting Date	Amount
88107000	CAP Move-CWIP	UZ	2000000023	8/24/2012	41.62
88107000	CAP Move-CWIP	UZ	2000000023	8/24/2012	(506.03)
88107000	CAP Move-CWIP	UZ	2000000023	8/24/2012	1.05
88107000	CAP Move-CWIP	UZ	2000000024	8/24/2012	1,458.78
88107000	CAP Move-CWIP	UZ	2000000024	8/24/2012	0.54
88107000	CAP Move-CWIP	UZ	2000000024	8/24/2012	2.99
88107000	CAP Move-CWIP	UZ	2000000024	8/24/2012	0.54
88107000	CAP Move-CWIP	UZ	2000000024	8/24/2012	1.05
88107000	CAP Move-CWIP	UZ	2000000024	8/24/2012	(407.53)
88107000	CAP Move-CWIP	UZ	2000000024	8/24/2012	(407.53)
88107000	CAP Move-CWIP	UZ	2000000024	8/24/2012	(407.53)
88107000	CAP Move-CWIP	UZ	2000000023	8/24/2012	270.35
88107000	CAP Move-CWIP	UZ	2000000023	8/24/2012	967.20
88107000	CAP Move-CWIP	UZ	2000000023	8/24/2012	69.90
88107000	CAP Move-CWIP	UZ	2000000024	8/24/2012	24.20
88107000	CAP Move-CWIP	UZ	2000000024	8/24/2012	24.20
88107000	CAP Move-CWIP	UZ	2000000024	8/24/2012	967.20
88107000	CAP Move-CWIP	UZ	2000000024	8/24/2012	69.90
88107000	CAP Move-CWIP	UZ	2000000024	8/24/2012	270.35
88107000	CAP Move-CWIP	UZ	2000000024	8/24/2012	445.50
88107000	CAP Move-CWIP	UZ	2000000024	8/24/2012	(1,367.45)
88107000	CAP Move-CWIP	UZ	2000000024	8/24/2012	(1,369.75)
88107000	CAP Move-CWIP	UZ	2000000024	8/24/2012	(1,367.45)
88107000	CAP Move-CWIP	UZ	2000000024	8/24/2012	(389.30)
88107000	CAP Move-CWIP	UZ	2000000024	8/24/2012	(389.30)
88107000	CAP Move-CWIP	UZ	2000000024	8/24/2012	(389.30)
88107000	CAP Move-CWIP	UZ	2000000024	8/24/2012	(7,491.09)
88107000	CAP Move-CWIP	UZ	2000000024	8/24/2012	(9,013.23)
88107000	CAP Move-CWIP	UZ	2000000023	8/24/2012	(9,144.92)
88107000	CAP Move-CWIP	UZ	2000000024	8/24/2012	(21,602.66)
88107000	CAP Move-CWIP	UZ	2000000024	8/24/2012	(27,552.63)
88107000	CAP Move-CWIP	UZ	2000000023	8/24/2012	(1,803.34)
88107000	CAP Move-CWIP	UZ	2000000023	8/24/2012	(2,300.17)
88107000	CAP Move-CWIP	UZ	2000000024	8/24/2012	(388.15)
88107000	CAP Move-CWIP	UZ	2000000024	8/24/2012	(6,822.89)
88107000	CAP Move-CWIP	UZ	2000000024	8/24/2012	(778.03)
88107000	CAP Move-CWIP	UZ	2000000024	8/24/2012	(5,442.21)
88107000	CAP Move-CWIP	UZ	2000000024	8/24/2012	(236.92)
88107000	CAP Move-CWIP	UZ	2000000023	8/24/2012	(182.29)
88107000	CAP Move-CWIP	UZ	2000000023	8/24/2012	(336.98)
88107000	CAP Move-CWIP	UZ	2000000024	8/24/2012	(5,447.96)
88107000	CAP Move-CWIP	UZ	2000000024	8/24/2012	(6,575.62)
88107000	CAP Move-CWIP	UZ	2000000024	8/24/2012	(11,041.98)
88107000	CAP Move-CWIP	UZ	2000000024	8/24/2012	(309.37)
88107000	CAP Move-CWIP	UZ	2000000023	8/24/2012	(164.46)
88107000	CAP Move-CWIP	UZ	2000000023	8/24/2012	(346.18)
88107000	CAP Move-CWIP	UZ	2000000024	8/24/2012	(14,522.15)
88107000	CAP Move-CWIP	UZ	2000000024	8/24/2012	(4,714.78)
88107000	CAP Move-CWIP	UZ	2000000023	8/24/2012	(106.38)
88107000	CAP Move-CWIP	UZ	2000000024	8/24/2012	(8,146.64)
88107000	CAP Move-CWIP	UZ	2000000023	8/24/2012	(106.96)
88107000	CAP Move-CWIP	UZ	2000000024	8/24/2012	(126.51)
88107000	CAP Move-CWIP	UZ	2000000024	8/24/2012	(2,613.57)

## Kentucky American Water Company

Case No. 2012-00520

Response to PSC DR1, Item 31

Account	Description	Doc Type	Document Number	Posting Date	Amount
88107000	CAP Move-CWIP	UZ	2000000023	8/24/2012	(152.39)
88107000	CAP Move-CWIP	UZ	2000000024	8/24/2012	(168.49)
88107000	CAP Move-CWIP	UZ	2000000024	8/24/2012	(217.94)
88107000	CAP Move-CWIP	UZ	2000000024	8/24/2012	(612.42)
88107000	CAP Move-CWIP	UZ	2000000023	8/24/2012	(5.75)
88107000	CAP Move-CWIP	UZ	2000000024	8/24/2012	(526.74)
88107000	CAP Move-CWIP	UZ	2000000024	8/24/2012	(109.26)
88107000	CAP Move-CWIP	UZ	2000000023	8/24/2012	(60.38)
88107000	CAP Move-CWIP	UZ	2000000024	8/24/2012	(2,104.66)
88107000	CAP Move-CWIP	UZ	2000000024	8/24/2012	(5,758.48)
88107000	CAP Move-CWIP	UZ	2000000024	8/24/2012	(526.74)
88107000	CAP Move-CWIP	UZ	2000000024	8/24/2012	(640.60)
88107000	CAP Move-CWIP	UZ	2000000024	8/24/2012	(46.00)
88107000	CAP Move-CWIP	UZ	2000000023	8/24/2012	(176.54)
88107000	CAP Move-CWIP	UZ	2000000024	8/24/2012	(6,362.86)
88107000	CAP Move-CWIP	UZ	2000000024	8/24/2012	(1.73)
88107000	CAP Move-CWIP	UZ	2000000024	8/24/2012	(30.48)
88107000	CAP Move-CWIP	UZ	2000000024	8/24/2012	(1,440.48)
88107000	CAP Move-CWIP	UZ	2000000024	8/24/2012	(117.31)
88107000	CAP Move-CWIP	UZ	2000000024	8/24/2012	(819.44)
88107000	CAP Move-CWIP	UZ	2000000024	8/24/2012	(897.07)
88107000	CAP Move-CWIP	UZ	2000000024	8/24/2012	(275.45)
88107000	CAP Move-CWIP	UZ	2000000024	8/24/2012	(10,513.52)
88107000	CAP Move-CWIP	UZ	2000000024	8/24/2012	(6,903.40)
88107000	CAP Move-CWIP	UZ	2000000023	8/24/2012	(17,855.67)
88107000	CAP Move-CWIP	UZ	2000000023	8/24/2012	(9,262.80)
88107000	CAP Move-CWIP	UZ	2000000024	8/24/2012	(9,024.73)
88107000	CAP Move-CWIP	UZ	2000000024	8/24/2012	(9,174.82)
88107000	CAP Move-CWIP	UZ	2000000024	8/24/2012	(2,304.77)
88107000	CAP Move-CWIP	UZ	2000000024	8/24/2012	(18,433.02)
88107000	CAP Move-CWIP	UZ	2000000024	8/24/2012	(67,169.67)
88107000	CAP Move-CWIP	UZ	2000000024	8/24/2012	(9,680.28)
88107000	CAP Move-CWIP	UZ	2000000023	8/24/2012	(9,774.01)
88107000	CAP Move-CWIP	UZ	2000000024	8/24/2012	(14,583.68)
88107000	CAP Move-CWIP	UZ	2000000024	8/24/2012	(30,706.74)
88107000	CAP Move-CWIP	UZ	2000000024	8/24/2012	(1,047.73)
88107000	CAP Move-CWIP	UZ	2000000024	8/24/2012	(16,980.46)
88107000	CAP Move-CWIP	UZ	2000000024	8/24/2012	(3.45)
88107000	CAP Move-CWIP	UZ	2000000024	8/24/2012	(8,239.22)
88107000	CAP Move-CWIP	UZ	2000000023	8/24/2012	(3.45)
88107000	CAP Move-CWIP	UZ	2000000024	8/24/2012	(0.58)
88107000	CAP Move-CWIP	UZ	2000000023	8/24/2012	(8,364.01)
88107000	CAP Move-CWIP	UZ	2000000024	8/24/2012	(1.73)
88107000	CAP Move-CWIP	UZ	2000000024	8/24/2012	(143.19)
88107000	CAP Move-CWIP	UZ	2000000024	8/24/2012	(8.63)
88107000	CAP Move-CWIP	UZ	2000000024	8/24/2012	(436.46)
88107000	CAP Move-CWIP	UZ	2000000024	8/24/2012	(10.35)
88107000	CAP Move-CWIP	UZ	2000000024	8/24/2012	(75.33)
88107000	CAP Move-CWIP	UZ	2000000024	8/24/2012	(798.16)
88107000	CAP Move-CWIP	UZ	2000000024	8/24/2012	(798.16)
88107000	CAP Move-CWIP	UZ	2000000024	8/24/2012	(46,108.13)
88107000	CAP Move-CWIP	UZ	2000000023	8/24/2012	(2.88)
88107000	CAP Move-CWIP	UZ	2000000024	8/24/2012	(14,960.33)



## Kentucky American Water Company

Case No. 2012-00520

Response to PSC DR1, Item 31

Account	Description	Doc Type	Document Number	Posting Date	Amount
88107000	CAP Move-CWIP	UZ	2000000024	8/24/2012	(235.19)
88107000	CAP Move-CWIP	UZ	2000000024	8/24/2012	(235.19)
88107000	CAP Move-CWIP	UZ	2000000024	8/24/2012	(235.19)
88107000	CAP Move-CWIP	UZ	2000000024	8/24/2012	(1.73)
88107000	CAP Move-CWIP	UZ	2000000024	8/24/2012	(266.82)
88107000	CAP Move-CWIP	UZ	2000000024	8/24/2012	(2,085.68)
88107000	CAP Move-CWIP	UZ	2000000023	8/24/2012	(373.20)
88107000	CAP Move-CWIP	UZ	2000000024	8/24/2012	(372.63)
88107000	CAP Move-CWIP	UZ	2000000024	8/24/2012	(418.06)
88107000	CAP Move-CWIP	UZ	2000000024	8/24/2012	(418.06)
88107000	CAP Move-CWIP	UZ	2000000024	8/24/2012	(418.06)
88107000	CAP Move-CWIP	UZ	2000000024	8/24/2012	(626.80)
88107000	CAP Move-CWIP	UZ	2000000023	8/24/2012	(626.80)
88107000	CAP Move-CWIP	UZ	2000000024	8/24/2012	(199.54)
88107000	CAP Move-CWIP	UZ	2000000024	8/24/2012	(199.54)
88107000	CAP Move-CWIP	UZ	2000000024	8/24/2012	(199.54)
88107000	CAP Move-CWIP	UZ	2000000023	8/24/2012	(299.02)
88107000	CAP Move-CWIP	UZ	2000000024	8/24/2012	(299.02)
88107000	CAP Move-CWIP	UZ	2000000024	8/24/2012	(2,771.71)
88107000	CAP Move-CWIP	UZ	2000000024	8/24/2012	(22,629.11)
88107000	CAP Move-CWIP	UZ	2000000024	8/24/2012	(46,242.69)
88107000	CAP Move-CWIP	UZ	2000000023	8/24/2012	(1,479.59)
88107000	CAP Move-CWIP	UZ	2000000024	8/24/2012	(1,479.59)
88107000	CAP Move-CWIP	UZ	2000000024	8/24/2012	(2,219.67)
88107000	CAP Move-CWIP	UZ	2000000023	8/24/2012	(2,219.67)
88107000	CAP Move-CWIP	UZ	2000000024	8/24/2012	(1,479.59)
88107000	CAP Move-CWIP	UZ	2000000024	8/24/2012	(2.19)
88107000	CAP Move-CWIP	UZ	2000000023	8/24/2012	(141.05)
88107000	CAP Move-CWIP	UZ	2000000023	8/24/2012	(226.03)
88107000	CAP Move-CWIP	UZ	2000000023	8/24/2012	(141.85)
88107000	CAP Move-CWIP	UZ	2000000024	8/24/2012	(3,093.26)
88107000	CAP Move-CWIP	UZ	2000000023	8/24/2012	(2,870.41)
88107000	CAP Move-CWIP	UZ	2000000024	8/24/2012	(4,909.21)
88107000	CAP Move-CWIP	UZ	2000000024	8/24/2012	(393.22)
88107000	CAP Move-CWIP	UZ	2000000024	8/24/2012	(293.25)
88107000	CAP Move-CWIP	UZ	2000000024	8/24/2012	(334.49)
88107000	CAP Move-CWIP	UZ	2000000024	8/24/2012	(694.39)
88107000	CAP Move-CWIP	UZ	2000000024	8/24/2012	(694.39)
88107000	CAP Move-CWIP	UZ	2000000024	8/24/2012	(694.39)
88107000	CAP Move-CWIP	UZ	2000000024	8/24/2012	(1,041.57)
88107000	CAP Move-CWIP	UZ	2000000024	8/24/2012	(1,041.57)
88257100	CAP Move-RWIP	UZ	2000000023	8/24/2012	11.06
88257100	CAP Move-RWIP	UZ	2000000024	8/24/2012	48.61
88257100	CAP Move-RWIP	UZ	2000000023	8/24/2012	2.66
88257100	CAP Move-RWIP	UZ	2000000023	8/24/2012	2.92
88257100	CAP Move-RWIP	UZ	2000000023	8/24/2012	5.76
88257100	CAP Move-RWIP	UZ	2000000023	8/24/2012	1.61
88257100	CAP Move-RWIP	UZ	2000000024	8/24/2012	0.81
88257100	CAP Move-RWIP	UZ	2000000024	8/24/2012	16.17
88257100	CAP Move-RWIP	UZ	2000000024	8/24/2012	5.76
88257100	CAP Move-RWIP	UZ	2000000024	8/24/2012	1.61
88257100	CAP Move-RWIP	UZ	2000000024	8/24/2012	0.45
88257100	CAP Move-RWIP	UZ	2000000024	8/24/2012	78.20

## Kentucky American Water Company

Case No. 2012-00520

Response to PSC DR1, Item 31

Account	Description	Doc Type	Document Number	Posting Date	Amount
88257100	CAP Move-RWIP	UZ	2000000024	8/24/2012	72.44
88257100	CAP Move-RWIP	UZ	2000000024	8/24/2012	2.92
88257100	CAP Move-RWIP	UZ	2000000024	8/24/2012	3.09
88257100	CAP Move-RWIP	UZ	2000000024	8/24/2012	16.17
88257100	CAP Move-RWIP	UZ	2000000023	8/24/2012	0.67
88257100	CAP Move-RWIP	UZ	2000000024	8/24/2012	0.51
88257100	CAP Move-RWIP	UZ	2000000024	8/24/2012	0.38
88257100	CAP Move-RWIP	UZ	2000000024	8/24/2012	9.63
88257100	CAP Move-RWIP	UZ	2000000024	8/24/2012	0.80
88257100	CAP Move-RWIP	UZ	2000000024	8/24/2012	0.38
88257100	CAP Move-RWIP	UZ	2000000024	8/24/2012	0.80
88257100	CAP Move-RWIP	UZ	2000000024	8/24/2012	9.63
88257100	CAP Move-RWIP	UZ	2000000024	8/24/2012	0.51
88257100	CAP Move-RWIP	UZ	2000000024	8/24/2012	0.67
88257100	CAP Move-RWIP	UZ	2000000023	8/24/2012	0.25
88257100	CAP Move-RWIP	UZ	2000000023	8/24/2012	0.25
88257100	CAP Move-RWIP	UZ	2000000024	8/24/2012	0.40
88257100	CAP Move-RWIP	UZ	2000000024	8/24/2012	0.40
88257100	CAP Move-RWIP	UZ	2000000024	8/24/2012	4.81
88257100	CAP Move-RWIP	UZ	2000000024	8/24/2012	0.34
88257100	CAP Move-RWIP	UZ	2000000024	8/24/2012	0.34
88257100	CAP Move-RWIP	UZ	2000000024	8/24/2012	0.19
88257100	CAP Move-RWIP	UZ	2000000024	8/24/2012	0.19
88257100	CAP Move-RWIP	UZ	2000000024	8/24/2012	4.81
88257100	CAP Move-RWIP	UZ	2000000023	8/24/2012	0.40
88257100	CAP Move-RWIP	UZ	2000000023	8/24/2012	4.81
88257100	CAP Move-RWIP	UZ	2000000023	8/24/2012	0.40
88257100	CAP Move-RWIP	UZ	2000000024	8/24/2012	4.81
88257100	CAP Move-RWIP	UZ	2000000024	8/24/2012	0.25
88257100	CAP Move-RWIP	UZ	2000000024	8/24/2012	0.34
88257100	CAP Move-RWIP	UZ	2000000024	8/24/2012	0.34
88257100	CAP Move-RWIP	UZ	2000000024	8/24/2012	0.19
88257100	CAP Move-RWIP	UZ	2000000024	8/24/2012	0.25
88257100	CAP Move-RWIP	UZ	2000000024	8/24/2012	0.19
88257100	CAP Move-RWIP	UZ	2000000023	8/24/2012	10.88
88257100	CAP Move-RWIP	UZ	2000000023	8/24/2012	8.97
88257100	CAP Move-RWIP	UZ	2000000024	8/24/2012	17.60
88257100	CAP Move-RWIP	UZ	2000000024	8/24/2012	10.88
88257100	CAP Move-RWIP	UZ	2000000024	8/24/2012	44.55
88257100	CAP Move-RWIP	UZ	2000000024	8/24/2012	17.60
88257100	CAP Move-RWIP	UZ	2000000024	8/24/2012	44.55
88257100	CAP Move-RWIP	UZ	2000000024	8/24/2012	233.81
88257100	CAP Move-RWIP	UZ	2000000024	8/24/2012	233.81
88257100	CAP Move-RWIP	UZ	2000000024	8/24/2012	8.97
88257100	CAP Move-RWIP	UZ	2000000023	8/24/2012	22.48
88257100	CAP Move-RWIP	UZ	2000000023	8/24/2012	22.48
88257100	CAP Move-RWIP	UZ	2000000023	8/24/2012	4.39
88257100	CAP Move-RWIP	UZ	2000000024	8/24/2012	0.56
88257100	CAP Move-RWIP	UZ	2000000024	8/24/2012	0.56
88257100	CAP Move-RWIP	UZ	2000000024	8/24/2012	4.39
88257100	CAP Move-RWIP	UZ	2000000024	8/24/2012	1.65
88257100	CAP Move-RWIP	UZ	2000000024	8/24/2012	1.65
88257100	CAP Move-RWIP	UZ	2000000023	8/24/2012	71.55

## Kentucky American Water Company

Case No. 2012-00520

Response to PSC DR1, Item 31

Account	Description	Doc Type	Document Number	Posting Date	Amount
88257100	CAP Move-RWIP	UZ	2000000023	8/24/2012	19.18
88257100	CAP Move-RWIP	UZ	2000000023	8/24/2012	5.65
88257100	CAP Move-RWIP	UZ	2000000023	8/24/2012	5.65
88257100	CAP Move-RWIP	UZ	2000000024	8/24/2012	85.98
88257100	CAP Move-RWIP	UZ	2000000024	8/24/2012	27.79
88257100	CAP Move-RWIP	UZ	2000000024	8/24/2012	279.89
88257100	CAP Move-RWIP	UZ	2000000024	8/24/2012	27.79
88257100	CAP Move-RWIP	UZ	2000000024	8/24/2012	365.87
88257100	CAP Move-RWIP	UZ	2000000024	8/24/2012	19.18
88257100	CAP Move-RWIP	UZ	2000000024	8/24/2012	71.55
88257100	CAP Move-RWIP	UZ	2000000024	8/24/2012	16.90
88257100	CAP Move-RWIP	UZ	2000000024	8/24/2012	54.11
88257100	CAP Move-RWIP	UZ	2000000024	8/24/2012	54.11
88257100	CAP Move-RWIP	UZ	2000000024	8/24/2012	16.90
88257100	CAP Move-RWIP	UZ	2000000024	8/24/2012	2.64
88257100	CAP Move-RWIP	UZ	2000000024	8/24/2012	2.64
88257100	CAP Move-RWIP	UZ	2000000024	8/24/2012	121.75
88257100	CAP Move-RWIP	UZ	2000000024	8/24/2012	680.73
88257100	CAP Move-RWIP	UZ	2000000024	8/24/2012	121.75
88257100	CAP Move-RWIP	UZ	2000000024	8/24/2012	680.73
88257100	CAP Move-RWIP	UZ	2000000023	8/24/2012	1.16
88257100	CAP Move-RWIP	UZ	2000000023	8/24/2012	0.48
88257100	CAP Move-RWIP	UZ	2000000023	8/24/2012	8.10
88257100	CAP Move-RWIP	UZ	2000000024	8/24/2012	1.16
88257100	CAP Move-RWIP	UZ	2000000024	8/24/2012	8.10
88257100	CAP Move-RWIP	UZ	2000000024	8/24/2012	0.48
88257100	CAP Move-RWIP	UZ	2000000024	8/24/2012	3.74
88257100	CAP Move-RWIP	UZ	2000000024	8/24/2012	50.39
88257100	CAP Move-RWIP	UZ	2000000024	8/24/2012	3.74
88257100	CAP Move-RWIP	UZ	2000000024	8/24/2012	50.39
88257100	CAP Move-RWIP	UZ	2000000023	8/24/2012	37.02
88257100	CAP Move-RWIP	UZ	2000000023	8/24/2012	4.83
88257100	CAP Move-RWIP	UZ	2000000023	8/24/2012	37.02
88257100	CAP Move-RWIP	UZ	2000000024	8/24/2012	144.00
88257100	CAP Move-RWIP	UZ	2000000024	8/24/2012	7.56
88257100	CAP Move-RWIP	UZ	2000000024	8/24/2012	119.72
88257100	CAP Move-RWIP	UZ	2000000024	8/24/2012	7.56
88257100	CAP Move-RWIP	UZ	2000000024	8/24/2012	24.28
88257100	CAP Move-RWIP	UZ	2000000024	8/24/2012	4.83
88257100	CAP Move-RWIP	UZ	2000000024	8/24/2012	10.44
88257100	CAP Move-RWIP	UZ	2000000024	8/24/2012	10.44
88257100	CAP Move-RWIP	UZ	2000000023	8/24/2012	334.70
88257100	CAP Move-RWIP	UZ	2000000023	8/24/2012	1.68
88257100	CAP Move-RWIP	UZ	2000000023	8/24/2012	360.62
88257100	CAP Move-RWIP	UZ	2000000023	8/24/2012	1.68
88257100	CAP Move-RWIP	UZ	2000000023	8/24/2012	25.93
88257100	CAP Move-RWIP	UZ	2000000024	8/24/2012	26.44
88257100	CAP Move-RWIP	UZ	2000000024	8/24/2012	1.65
88257100	CAP Move-RWIP	UZ	2000000024	8/24/2012	26.44
88257100	CAP Move-RWIP	UZ	2000000024	8/24/2012	1.65
88257100	CAP Move-RWIP	UZ	2000000024	8/24/2012	89.99
88257100	CAP Move-RWIP	UZ	2000000024	8/24/2012	89.99
88257100	CAP Move-RWIP	UZ	2000000023	8/24/2012	1.34

Kentucky American Water Company  
Case No. 2012-00520  
Response to PSC DR1, Item 31

Account	Description	Doc Type	Document Number	Posting Date	Amount
88257100	CAP Move-RWIP	UZ	2000000023	8/24/2012	1.98
88257100	CAP Move-RWIP	UZ	2000000024	8/24/2012	50.27
88257100	CAP Move-RWIP	UZ	2000000024	8/24/2012	27.05
88257100	CAP Move-RWIP	UZ	2000000024	8/24/2012	120.98
88257100	CAP Move-RWIP	UZ	2000000024	8/24/2012	8.83
88257100	CAP Move-RWIP	UZ	2000000024	8/24/2012	27.05
88257100	CAP Move-RWIP	UZ	2000000024	8/24/2012	70.71
88257100	CAP Move-RWIP	UZ	2000000024	8/24/2012	1.98
88257100	CAP Move-RWIP	UZ	2000000024	8/24/2012	8.83
88257100	CAP Move-RWIP	UZ	2000000024	8/24/2012	1.34
88257100	CAP Move-RWIP	UZ	2000000023	8/24/2012	1.70
88257100	CAP Move-RWIP	UZ	2000000024	8/24/2012	2.35
88257100	CAP Move-RWIP	UZ	2000000024	8/24/2012	1.10
88257100	CAP Move-RWIP	UZ	2000000024	8/24/2012	2.35
88257100	CAP Move-RWIP	UZ	2000000024	8/24/2012	8.17
88257100	CAP Move-RWIP	UZ	2000000024	8/24/2012	8.17
88257100	CAP Move-RWIP	UZ	2000000024	8/24/2012	1.70
88257100	CAP Move-RWIP	UZ	2000000024	8/24/2012	32.29
88257100	CAP Move-RWIP	UZ	2000000024	8/24/2012	1.10
88257100	CAP Move-RWIP	UZ	2000000024	8/24/2012	32.29
88900000	CAP Move-Settlement	UZ	2000000024	8/24/2012	(452.64)
88900000	CAP Move-Settlement	UZ	2000000024	8/24/2012	(638.29)
88900000	CAP Move-Settlement	UZ	2000000023	8/24/2012	(18.20)
88900000	CAP Move-Settlement	UZ	2000000024	8/24/2012	3,285.21
88900000	CAP Move-Settlement	UZ	2000000024	8/24/2012	(18.20)
88900000	CAP Move-Settlement	UZ	2000000024	8/24/2012	(1,675.10)
88900000	CAP Move-Settlement	UZ	2000000024	8/24/2012	(39.71)
88900000	CAP Move-Settlement	UZ	2000000024	8/24/2012	(219.60)
88900000	CAP Move-Settlement	UZ	2000000024	8/24/2012	(39.71)
88900000	CAP Move-Settlement	UZ	2000000024	8/24/2012	(5.50)
88900000	CAP Move-Settlement	UZ	2000000024	8/24/2012	(5.50)
88900000	CAP Move-Settlement	UZ	2000000024	8/24/2012	(219.60)
88900000	CAP Move-Settlement	UZ	2000000024	8/24/2012	(6,808.38)
88900000	CAP Move-Settlement	UZ	2000000023	8/24/2012	(49.41)
88900000	CAP Move-Settlement	UZ	2000000023	8/24/2012	(163.62)
88900000	CAP Move-Settlement	UZ	2000000023	8/24/2012	(1,976.40)
88900000	CAP Move-Settlement	UZ	2000000023	8/24/2012	(1,976.40)
88900000	CAP Move-Settlement	UZ	2000000024	8/24/2012	(357.66)
88900000	CAP Move-Settlement	UZ	2000000024	8/24/2012	(163.62)
88900000	CAP Move-Settlement	UZ	2000000024	8/24/2012	3,201.36
88900000	CAP Move-Settlement	UZ	2000000024	8/24/2012	(49.41)
88900000	CAP Move-Settlement	UZ	2000000024	8/24/2012	(357.66)
88900000	CAP Move-Settlement	UZ	2000000024	8/24/2012	4,877.92
88900000	CAP Move-Settlement	UZ	2000000024	8/24/2012	26,114.68
88900000	CAP Move-Settlement	UZ	2000000024	8/24/2012	1,549.23
88900000	CAP Move-Settlement	UZ	2000000023	8/24/2012	(538.56)
88900000	CAP Move-Settlement	UZ	2000000024	8/24/2012	(139.79)
88900000	CAP Move-Settlement	UZ	2000000024	8/24/2012	(39.13)
88900000	CAP Move-Settlement	UZ	2000000024	8/24/2012	(1.72)
88900000	CAP Move-Settlement	UZ	2000000024	8/24/2012	(139.79)
88900000	CAP Move-Settlement	UZ	2000000024	8/24/2012	(39.13)
88900000	CAP Move-Settlement	UZ	2000000024	8/24/2012	(1.72)
88900000	CAP Move-Settlement	UZ	2000000024	8/24/2012	(538.56)

Kentucky American Water Company  
Case No. 2012-00520  
Response to PSC DR1, Item 31

Account	Description	Doc Type	Document Number	Posting Date	Amount
88900000	CAP Move-Settlement	UZ	2000000024	8/24/2012	1.95
88900000	CAP Move-Settlement	UZ	2000000023	8/24/2012	(1.73)
88900000	CAP Move-Settlement	UZ	2000000024	8/24/2012	(39.14)
88900000	CAP Move-Settlement	UZ	2000000024	8/24/2012	10,148.71
88900000	CAP Move-Settlement	UZ	2000000024	8/24/2012	(39.14)
88900000	CAP Move-Settlement	UZ	2000000024	8/24/2012	(538.56)
88900000	CAP Move-Settlement	UZ	2000000024	8/24/2012	(139.79)
88900000	CAP Move-Settlement	UZ	2000000024	8/24/2012	(1.73)
88900000	CAP Move-Settlement	UZ	2000000024	8/24/2012	(139.79)
88900000	CAP Move-Settlement	UZ	2000000024	8/24/2012	(538.56)
88900000	CAP Move-Settlement	UZ	2000000024	8/24/2012	(494.84)
88900000	CAP Move-Settlement	UZ	2000000024	8/24/2012	(167.28)
88900000	CAP Move-Settlement	UZ	2000000024	8/24/2012	11,434.23
88900000	CAP Move-Settlement	UZ	2000000023	8/24/2012	(3.64)
88900000	CAP Move-Settlement	UZ	2000000023	8/24/2012	(69.22)
88900000	CAP Move-Settlement	UZ	2000000023	8/24/2012	(5.18)
88900000	CAP Move-Settlement	UZ	2000000023	8/24/2012	(7.17)
88900000	CAP Move-Settlement	UZ	2000000023	8/24/2012	(2.77)
88900000	CAP Move-Settlement	UZ	2000000023	8/24/2012	(7.17)
88900000	CAP Move-Settlement	UZ	2000000023	8/24/2012	(2.77)
88900000	CAP Move-Settlement	UZ	2000000023	8/24/2012	(3.64)
88900000	CAP Move-Settlement	UZ	2000000024	8/24/2012	7,654.18
88900000	CAP Move-Settlement	UZ	2000000024	8/24/2012	(5.18)
88900000	CAP Move-Settlement	UZ	2000000024	8/24/2012	(69.22)
88900000	CAP Move-Settlement	UZ	2000000023	8/24/2012	(80.75)
88900000	CAP Move-Settlement	UZ	2000000023	8/24/2012	5.62
88900000	CAP Move-Settlement	UZ	2000000024	8/24/2012	(0.86)
88900000	CAP Move-Settlement	UZ	2000000024	8/24/2012	(0.86)
88900000	CAP Move-Settlement	UZ	2000000024	8/24/2012	(366.32)
88900000	CAP Move-Settlement	UZ	2000000024	8/24/2012	(26.85)
88900000	CAP Move-Settlement	UZ	2000000024	8/24/2012	(80.75)
88900000	CAP Move-Settlement	UZ	2000000024	8/24/2012	(26.85)
88900000	CAP Move-Settlement	UZ	2000000024	8/24/2012	(366.32)
88900000	CAP Move-Settlement	UZ	2000000024	8/24/2012	(1,106.03)
88900000	CAP Move-Settlement	UZ	2000000024	8/24/2012	(4,860.05)
88900000	CAP Move-Settlement	UZ	2000000024	8/24/2012	2,272.23
88900000	CAP Move-Settlement	UZ	2000000024	8/24/2012	1,847.82
88900000	CAP Move-Settlement	UZ	2000000024	8/24/2012	42,313.96
88900000	CAP Move-Settlement	UZ	2000000023	8/24/2012	(17.52)
88900000	CAP Move-Settlement	UZ	2000000023	8/24/2012	(2.60)
88900000	CAP Move-Settlement	UZ	2000000023	8/24/2012	(25.63)
88900000	CAP Move-Settlement	UZ	2000000024	8/24/2012	(86.53)
88900000	CAP Move-Settlement	UZ	2000000024	8/24/2012	(2.60)
88900000	CAP Move-Settlement	UZ	2000000024	8/24/2012	(17.52)
88900000	CAP Move-Settlement	UZ	2000000024	8/24/2012	(76.48)
88900000	CAP Move-Settlement	UZ	2000000024	8/24/2012	(76.48)
88900000	CAP Move-Settlement	UZ	2000000024	8/24/2012	(25.63)
88900000	CAP Move-Settlement	UZ	2000000024	8/24/2012	(333.73)
88900000	CAP Move-Settlement	UZ	2000000024	8/24/2012	(247.20)
88900000	CAP Move-Settlement	UZ	2000000023	8/24/2012	(12.96)
88900000	CAP Move-Settlement	UZ	2000000023	8/24/2012	(518.40)
88900000	CAP Move-Settlement	UZ	2000000023	8/24/2012	(12.96)
88900000	CAP Move-Settlement	UZ	2000000024	8/24/2012	(38.05)

Kentucky American Water Company  
Case No. 2012-00520  
Response to PSC DR1, Item 31

Account	Description	Doc Type	Document Number	Posting Date	Amount
88900000	CAP Move-Settlement	UZ	2000000024	8/24/2012	(518.40)
88900000	CAP Move-Settlement	UZ	2000000024	8/24/2012	(38.05)
88900000	CAP Move-Settlement	UZ	2000000024	8/24/2012	(116.78)
88900000	CAP Move-Settlement	UZ	2000000024	8/24/2012	(116.78)
88900000	CAP Move-Settlement	UZ	2000000024	8/24/2012	(148,853.43)
88900000	CAP Move-Settlement	UZ	2000000023	8/24/2012	307,764.28
88900000	CAP Move-Settlement	UZ	2000000024	8/24/2012	(1,104.32)
88900000	CAP Move-Settlement	UZ	2000000024	8/24/2012	(734.70)
88900000	CAP Move-Settlement	UZ	2000000024	8/24/2012	342,259.84
88900000	CAP Move-Settlement	UZ	2000000024	8/24/2012	49,019.39
88900000	CAP Move-Settlement	UZ	2000000023	8/24/2012	(187.50)
88900000	CAP Move-Settlement	UZ	2000000023	8/24/2012	(9.84)
88900000	CAP Move-Settlement	UZ	2000000023	8/24/2012	(44.59)
88900000	CAP Move-Settlement	UZ	2000000023	8/24/2012	(13.68)
88900000	CAP Move-Settlement	UZ	2000000023	8/24/2012	(13.68)
88900000	CAP Move-Settlement	UZ	2000000024	8/24/2012	(9.84)
88900000	CAP Move-Settlement	UZ	2000000024	8/24/2012	(187.50)
88900000	CAP Move-Settlement	UZ	2000000024	8/24/2012	13,325.02
88900000	CAP Move-Settlement	UZ	2000000024	8/24/2012	(7.50)
88900000	CAP Move-Settlement	UZ	2000000024	8/24/2012	(7.50)
88900000	CAP Move-Settlement	UZ	2000000024	8/24/2012	(44.59)
88900000	CAP Move-Settlement	UZ	2000000024	8/24/2012	0.05
88900000	CAP Move-Settlement	UZ	2000000024	8/24/2012	0.16
88900000	CAP Move-Settlement	UZ	2000000024	8/24/2012	1,225.25
88900000	CAP Move-Settlement	UZ	2000000023	8/24/2012	1,225.25
88900000	CAP Move-Settlement	UZ	2000000024	8/24/2012	1,225.25
88900000	CAP Move-Settlement	UZ	2000000023	8/24/2012	(291.81)
88900000	CAP Move-Settlement	UZ	2000000023	8/24/2012	(1,616.60)
88900000	CAP Move-Settlement	UZ	2000000023	8/24/2012	(575.70)
88900000	CAP Move-Settlement	UZ	2000000023	8/24/2012	(7,819.57)
88900000	CAP Move-Settlement	UZ	2000000024	8/24/2012	(7,244.28)
88900000	CAP Move-Settlement	UZ	2000000024	8/24/2012	(575.70)
88900000	CAP Move-Settlement	UZ	2000000024	8/24/2012	(161.49)
88900000	CAP Move-Settlement	UZ	2000000024	8/24/2012	(291.81)
88900000	CAP Move-Settlement	UZ	2000000024	8/24/2012	10,205.80
88900000	CAP Move-Settlement	UZ	2000000024	8/24/2012	(81.33)
88900000	CAP Move-Settlement	UZ	2000000024	8/24/2012	(265.87)
88900000	CAP Move-Settlement	UZ	2000000024	8/24/2012	(161.49)
88900000	CAP Move-Settlement	UZ	2000000024	8/24/2012	(309.42)
88900000	CAP Move-Settlement	UZ	2000000024	8/24/2012	(44.63)
88900000	CAP Move-Settlement	UZ	2000000024	8/24/2012	(1,616.60)
88900000	CAP Move-Settlement	UZ	2000000024	8/24/2012	10,205.80
88900000	CAP Move-Settlement	UZ	2000000024	8/24/2012	10,205.80
88900000	CAP Move-Settlement	UZ	2000000023	8/24/2012	(67.08)
88900000	CAP Move-Settlement	UZ	2000000024	8/24/2012	(962.64)
88900000	CAP Move-Settlement	UZ	2000000024	8/24/2012	10,205.80
88900000	CAP Move-Settlement	UZ	2000000024	8/24/2012	(38.47)
88900000	CAP Move-Settlement	UZ	2000000024	8/24/2012	(67.08)
88900000	CAP Move-Settlement	UZ	2000000024	8/24/2012	(50.52)
88900000	CAP Move-Settlement	UZ	2000000024	8/24/2012	(79.70)
88900000	CAP Move-Settlement	UZ	2000000024	8/24/2012	(50.52)
88900000	CAP Move-Settlement	UZ	2000000024	8/24/2012	(38.47)
88900000	CAP Move-Settlement	UZ	2000000024	8/24/2012	(79.70)

Kentucky American Water Company  
Case No. 2012-00520  
Response to PSC DR1, Item 31

Account	Description	Doc Type	Document Number	Posting Date	Amount
88900000	CAP Move-Settlement	UZ	2000000024	8/24/2012	(962.64)
88900000	CAP Move-Settlement	UZ	2000000023	8/24/2012	(39.85)
88900000	CAP Move-Settlement	UZ	2000000023	8/24/2012	(33.56)
88900000	CAP Move-Settlement	UZ	2000000024	8/24/2012	(33.56)
88900000	CAP Move-Settlement	UZ	2000000024	8/24/2012	(25.27)
88900000	CAP Move-Settlement	UZ	2000000024	8/24/2012	(39.85)
88900000	CAP Move-Settlement	UZ	2000000024	8/24/2012	(481.32)
88900000	CAP Move-Settlement	UZ	2000000024	8/24/2012	(19.26)
88900000	CAP Move-Settlement	UZ	2000000024	8/24/2012	(19.26)
88900000	CAP Move-Settlement	UZ	2000000024	8/24/2012	(25.27)
88900000	CAP Move-Settlement	UZ	2000000024	8/24/2012	(481.32)
88900000	CAP Move-Settlement	UZ	2000000024	8/24/2012	10,205.80
88900000	CAP Move-Settlement	UZ	2000000024	8/24/2012	10,205.80
88900000	CAP Move-Settlement	UZ	2000000023	8/24/2012	(481.32)
88900000	CAP Move-Settlement	UZ	2000000023	8/24/2012	(19.26)
88900000	CAP Move-Settlement	UZ	2000000023	8/24/2012	10,205.80
88900000	CAP Move-Settlement	UZ	2000000023	8/24/2012	(39.85)
88900000	CAP Move-Settlement	UZ	2000000023	8/24/2012	(33.56)
88900000	CAP Move-Settlement	UZ	2000000024	8/24/2012	(25.27)
88900000	CAP Move-Settlement	UZ	2000000024	8/24/2012	(33.56)
88900000	CAP Move-Settlement	UZ	2000000024	8/24/2012	(25.27)
88900000	CAP Move-Settlement	UZ	2000000024	8/24/2012	(39.85)
88900000	CAP Move-Settlement	UZ	2000000024	8/24/2012	(19.26)
88900000	CAP Move-Settlement	UZ	2000000024	8/24/2012	(481.32)
88900000	CAP Move-Settlement	UZ	2000000023	8/24/2012	(155.67)
88900000	CAP Move-Settlement	UZ	2000000023	8/24/2012	(30.10)
88900000	CAP Move-Settlement	UZ	2000000024	8/24/2012	(2,292.60)
88900000	CAP Move-Settlement	UZ	2000000024	8/24/2012	(652.88)
88900000	CAP Move-Settlement	UZ	2000000024	8/24/2012	(3,513.75)
88900000	CAP Move-Settlement	UZ	2000000024	8/24/2012	(652.88)
88900000	CAP Move-Settlement	UZ	2000000024	8/24/2012	(773.49)
88900000	CAP Move-Settlement	UZ	2000000024	8/24/2012	(260.83)
88900000	CAP Move-Settlement	UZ	2000000024	8/24/2012	27.84
88900000	CAP Move-Settlement	UZ	2000000024	8/24/2012	(64.31)
88900000	CAP Move-Settlement	UZ	2000000024	8/24/2012	(64.31)
88900000	CAP Move-Settlement	UZ	2000000024	8/24/2012	(260.83)
88900000	CAP Move-Settlement	UZ	2000000024	8/24/2012	(155.67)
88900000	CAP Move-Settlement	UZ	2000000024	8/24/2012	(447.66)
88900000	CAP Move-Settlement	UZ	2000000023	8/24/2012	(59.89)
88900000	CAP Move-Settlement	UZ	2000000023	8/24/2012	(42.36)
88900000	CAP Move-Settlement	UZ	2000000023	8/24/2012	(811.39)
88900000	CAP Move-Settlement	UZ	2000000023	8/24/2012	5.04
88900000	CAP Move-Settlement	UZ	2000000024	8/24/2012	(59.89)
88900000	CAP Move-Settlement	UZ	2000000024	8/24/2012	(139.32)
88900000	CAP Move-Settlement	UZ	2000000024	8/24/2012	(11.07)
88900000	CAP Move-Settlement	UZ	2000000024	8/24/2012	(42.36)
88900000	CAP Move-Settlement	UZ	2000000024	8/24/2012	(11.07)
88900000	CAP Move-Settlement	UZ	2000000024	8/24/2012	(139.32)
88900000	CAP Move-Settlement	UZ	2000000024	8/24/2012	(811.39)
88900000	CAP Move-Settlement	UZ	2000000023	8/24/2012	0.02
88900000	CAP Move-Settlement	UZ	2000000024	8/24/2012	0.02
88900000	CAP Move-Settlement	UZ	2000000024	8/24/2012	0.02
88900000	CAP Move-Settlement	UZ	2000000024	8/24/2012	0.02

Kentucky American Water Company  
Case No. 2012-00520  
Response to PSC DR1, Item 31

Account	Description	Doc Type	Document Number	Posting Date	Amount
88900000	CAP Move-Settlement	UZ	2000000024	8/24/2012	0.02
88900000	CAP Move-Settlement	UZ	2000000024	8/24/2012	0.02
88900000	CAP Move-Settlement	UZ	2000000023	8/24/2012	0.02
88900000	CAP Move-Settlement	UZ	2000000023	8/24/2012	0.02
88900000	CAP Move-Settlement	UZ	2000000023	8/24/2012	0.02
88900000	CAP Move-Settlement	UZ	2000000024	8/24/2012	0.02
88900000	CAP Move-Settlement	UZ	2000000023	8/24/2012	0.02
88900000	CAP Move-Settlement	UZ	2000000023	8/24/2012	0.02
88900000	CAP Move-Settlement	UZ	2000000024	8/24/2012	0.02
88900000	CAP Move-Settlement	UZ	2000000023	8/24/2012	(35.10)
88900000	CAP Move-Settlement	UZ	2000000023	8/24/2012	(28.92)
88900000	CAP Move-Settlement	UZ	2000000023	8/24/2012	(754.24)
88900000	CAP Move-Settlement	UZ	2000000024	8/24/2012	(56.76)
88900000	CAP Move-Settlement	UZ	2000000024	8/24/2012	0.64
88900000	CAP Move-Settlement	UZ	2000000024	8/24/2012	(143.71)
88900000	CAP Move-Settlement	UZ	2000000024	8/24/2012	(28.92)
88900000	CAP Move-Settlement	UZ	2000000024	8/24/2012	(35.10)
88900000	CAP Move-Settlement	UZ	2000000024	8/24/2012	(754.24)
88900000	CAP Move-Settlement	UZ	2000000024	8/24/2012	(56.76)
88900000	CAP Move-Settlement	UZ	2000000024	8/24/2012	(143.71)
88900000	CAP Move-Settlement	UZ	2000000023	8/24/2012	(14.17)
88900000	CAP Move-Settlement	UZ	2000000023	8/24/2012	(1.81)
88900000	CAP Move-Settlement	UZ	2000000023	8/24/2012	(72.52)
88900000	CAP Move-Settlement	UZ	2000000023	8/24/2012	(14.17)
88900000	CAP Move-Settlement	UZ	2000000024	8/24/2012	(1.81)
88900000	CAP Move-Settlement	UZ	2000000024	8/24/2012	(5.33)
88900000	CAP Move-Settlement	UZ	2000000024	8/24/2012	(5.33)
88900000	CAP Move-Settlement	UZ	2000000024	8/24/2012	0.02
88900000	CAP Move-Settlement	UZ	2000000024	8/24/2012	(72.52)
88900000	CAP Move-Settlement	UZ	2000000024	8/24/2012	0.09
88900000	CAP Move-Settlement	UZ	2000000023	8/24/2012	(8.91)
88900000	CAP Move-Settlement	UZ	2000000023	8/24/2012	(0.74)
88900000	CAP Move-Settlement	UZ	2000000024	8/24/2012	(0.74)
88900000	CAP Move-Settlement	UZ	2000000024	8/24/2012	(6.05)
88900000	CAP Move-Settlement	UZ	2000000024	8/24/2012	(18.41)
88900000	CAP Move-Settlement	UZ	2000000024	8/24/2012	(6.05)
88900000	CAP Move-Settlement	UZ	2000000024	8/24/2012	(8.91)
88900000	CAP Move-Settlement	UZ	2000000024	8/24/2012	(116.87)
88900000	CAP Move-Settlement	UZ	2000000024	8/24/2012	(98.46)
88900000	CAP Move-Settlement	UZ	2000000024	8/24/2012	(150.76)
88900000	CAP Move-Settlement	UZ	2000000024	8/24/2012	(19.75)
88900000	CAP Move-Settlement	UZ	2000000024	8/24/2012	(19.75)
88900000	CAP Move-Settlement	UZ	2000000024	8/24/2012	85,585.28
88900000	CAP Move-Settlement	UZ	2000000024	8/24/2012	36,679.38
88900000	CAP Move-Settlement	UZ	2000000023	8/24/2012	67,461.31
88900000	CAP Move-Settlement	UZ	2000000023	8/24/2012	(2,099.70)
88900000	CAP Move-Settlement	UZ	2000000023	8/24/2012	(52.94)
88900000	CAP Move-Settlement	UZ	2000000024	8/24/2012	(40.37)
88900000	CAP Move-Settlement	UZ	2000000024	8/24/2012	(178.03)
88900000	CAP Move-Settlement	UZ	2000000024	8/24/2012	(540.08)
88900000	CAP Move-Settlement	UZ	2000000024	8/24/2012	(40.37)
88900000	CAP Move-Settlement	UZ	2000000024	8/24/2012	(540.08)
88900000	CAP Move-Settlement	UZ	2000000024	8/24/2012	(2,099.70)



Kentucky American Water Company  
Case No. 2012-00520  
Response to PSC DR1, Item 31

Account	Description	Doc Type	Document Number	Posting Date	Amount
88900000	CAP Move-Settlement	UZ	2000000024	8/24/2012	(178.03)
88900000	CAP Move-Settlement	UZ	2000000024	8/24/2012	(52.94)
88900000	CAP Move-Settlement	UZ	2000000023	8/24/2012	(277.36)
88900000	CAP Move-Settlement	UZ	2000000023	8/24/2012	(89.64)
88900000	CAP Move-Settlement	UZ	2000000023	8/24/2012	(1,180.23)
88900000	CAP Move-Settlement	UZ	2000000023	8/24/2012	(61.86)
88900000	CAP Move-Settlement	UZ	2000000023	8/24/2012	(89.64)
88900000	CAP Move-Settlement	UZ	2000000023	8/24/2012	(230.81)
88900000	CAP Move-Settlement	UZ	2000000024	8/24/2012	(61.86)
88900000	CAP Move-Settlement	UZ	2000000024	8/24/2012	(18.22)
88900000	CAP Move-Settlement	UZ	2000000024	8/24/2012	(230.81)
88900000	CAP Move-Settlement	UZ	2000000024	8/24/2012	(902.87)
88900000	CAP Move-Settlement	UZ	2000000024	8/24/2012	(18.22)
88900000	CAP Move-Settlement	UZ	2000000023	8/24/2012	10.24
88900000	CAP Move-Settlement	UZ	2000000023	8/24/2012	5.36
88900000	CAP Move-Settlement	UZ	2000000023	8/24/2012	(2,195.91)
88900000	CAP Move-Settlement	UZ	2000000023	8/24/2012	(392.74)
88900000	CAP Move-Settlement	UZ	2000000023	8/24/2012	(8.51)
88900000	CAP Move-Settlement	UZ	2000000023	8/24/2012	982.43
88900000	CAP Move-Settlement	UZ	2000000024	8/24/2012	(174.56)
88900000	CAP Move-Settlement	UZ	2000000024	8/24/2012	(54.52)
88900000	CAP Move-Settlement	UZ	2000000024	8/24/2012	(392.74)
88900000	CAP Move-Settlement	UZ	2000000024	8/24/2012	(2,195.91)
88900000	CAP Move-Settlement	UZ	2000000024	8/24/2012	(8.51)
88900000	CAP Move-Settlement	UZ	2000000024	8/24/2012	(54.52)
88900000	CAP Move-Settlement	UZ	2000000024	8/24/2012	(174.56)
88900000	CAP Move-Settlement	UZ	2000000024	8/24/2012	25.37
88900000	CAP Move-Settlement	UZ	2000000024	8/24/2012	126.05
88900000	CAP Move-Settlement	UZ	2000000024	8/24/2012	55.08
88900000	CAP Move-Settlement	UZ	2000000023	8/24/2012	154.71
88900000	CAP Move-Settlement	UZ	2000000023	8/24/2012	(59.90)
88900000	CAP Move-Settlement	UZ	2000000024	8/24/2012	(67.54)
88900000	CAP Move-Settlement	UZ	2000000024	8/24/2012	(59.90)
88900000	CAP Move-Settlement	UZ	2000000024	8/24/2012	(695.42)
88900000	CAP Move-Settlement	UZ	2000000024	8/24/2012	(695.42)
88900000	CAP Move-Settlement	UZ	2000000024	8/24/2012	(67.54)
88900000	CAP Move-Settlement	UZ	2000000024	8/24/2012	22,359.81
88900000	CAP Move-Settlement	UZ	2000000024	8/24/2012	235.76
88900000	CAP Move-Settlement	UZ	2000000023	8/24/2012	8,005.42
88900000	CAP Move-Settlement	UZ	2000000024	8/24/2012	788.72
88900000	CAP Move-Settlement	UZ	2000000024	8/24/2012	2,576.73
88900000	CAP Move-Settlement	UZ	2000000024	8/24/2012	1,621.71
88900000	CAP Move-Settlement	UZ	2000000023	8/24/2012	(62.34)
88900000	CAP Move-Settlement	UZ	2000000023	8/24/2012	(28.76)
88900000	CAP Move-Settlement	UZ	2000000023	8/24/2012	(3.66)
88900000	CAP Move-Settlement	UZ	2000000024	8/24/2012	(8.89)
88900000	CAP Move-Settlement	UZ	2000000024	8/24/2012	(387.59)
88900000	CAP Move-Settlement	UZ	2000000024	8/24/2012	(387.59)
88900000	CAP Move-Settlement	UZ	2000000024	8/24/2012	(62.34)
88900000	CAP Move-Settlement	UZ	2000000024	8/24/2012	(3.66)
88900000	CAP Move-Settlement	UZ	2000000024	8/24/2012	146,511.53
88900000	CAP Move-Settlement	UZ	2000000024	8/24/2012	(28.76)
88900000	CAP Move-Settlement	UZ	2000000024	8/24/2012	(8.89)

Kentucky American Water Company  
Case No. 2012-00520  
Response to PSC DR1, Item 31

Account	Description	Doc Type	Document Number	Posting Date	Amount
88900000	CAP Move-Settlement	UZ	2000000024	8/24/2012	2,869.01
88900000	CAP Move-Settlement	UZ	2000000024	8/24/2012	10,071.29
88900000	CAP Move-Settlement	UZ	2000000023	8/24/2012	(920.91)
88900000	CAP Move-Settlement	UZ	2000000023	8/24/2012	(284.74)
88900000	CAP Move-Settlement	UZ	2000000024	8/24/2012	(37.14)
88900000	CAP Move-Settlement	UZ	2000000024	8/24/2012	(80.34)
88900000	CAP Move-Settlement	UZ	2000000024	8/24/2012	(37.14)
88900000	CAP Move-Settlement	UZ	2000000024	8/24/2012	(1,107.69)
88900000	CAP Move-Settlement	UZ	2000000024	8/24/2012	(58.15)
88900000	CAP Move-Settlement	UZ	2000000024	8/24/2012	(284.74)
88900000	CAP Move-Settlement	UZ	2000000024	8/24/2012	(186.78)
88900000	CAP Move-Settlement	UZ	2000000024	8/24/2012	(58.15)
88900000	CAP Move-Settlement	UZ	2000000024	8/24/2012	(80.34)
88900000	CAP Move-Settlement	UZ	2000000024	8/24/2012	85,764.99
88900000	CAP Move-Settlement	UZ	2000000024	8/24/2012	107,978.62
88900000	CAP Move-Settlement	UZ	2000000023	8/24/2012	(203.36)
88900000	CAP Move-Settlement	UZ	2000000023	8/24/2012	(12.69)
88900000	CAP Move-Settlement	UZ	2000000024	8/24/2012	(12.94)
88900000	CAP Move-Settlement	UZ	2000000024	8/24/2012	(203.36)
88900000	CAP Move-Settlement	UZ	2000000024	8/24/2012	(12.94)
88900000	CAP Move-Settlement	UZ	2000000024	8/24/2012	(692.22)
88900000	CAP Move-Settlement	UZ	2000000024	8/24/2012	(199.43)
88900000	CAP Move-Settlement	UZ	2000000024	8/24/2012	(2,774.03)
88900000	CAP Move-Settlement	UZ	2000000024	8/24/2012	(2,574.60)
88900000	CAP Move-Settlement	UZ	2000000024	8/24/2012	(12.69)
88900000	CAP Move-Settlement	UZ	2000000024	8/24/2012	(692.22)
88900000	CAP Move-Settlement	UZ	2000000023	8/24/2012	(10.27)
88900000	CAP Move-Settlement	UZ	2000000023	8/24/2012	(208.05)
88900000	CAP Move-Settlement	UZ	2000000023	8/24/2012	(67.96)
88900000	CAP Move-Settlement	UZ	2000000023	8/24/2012	(15.23)
88900000	CAP Move-Settlement	UZ	2000000023	8/24/2012	(208.05)
88900000	CAP Move-Settlement	UZ	2000000024	8/24/2012	(15.23)
88900000	CAP Move-Settlement	UZ	2000000024	8/24/2012	(386.72)
88900000	CAP Move-Settlement	UZ	2000000024	8/24/2012	805.83
88900000	CAP Move-Settlement	UZ	2000000024	8/24/2012	(10.27)
88900000	CAP Move-Settlement	UZ	2000000024	8/24/2012	(930.62)
88900000	CAP Move-Settlement	UZ	2000000024	8/24/2012	(67.96)
88900000	CAP Move-Settlement	UZ	2000000024	8/24/2012	(543.90)
88900000	CAP Move-Settlement	UZ	2000000023	8/24/2012	(18.04)
88900000	CAP Move-Settlement	UZ	2000000023	8/24/2012	(8.43)
88900000	CAP Move-Settlement	UZ	2000000023	8/24/2012	(18.04)
88900000	CAP Move-Settlement	UZ	2000000023	8/24/2012	(248.42)
88900000	CAP Move-Settlement	UZ	2000000024	8/24/2012	(13.04)
88900000	CAP Move-Settlement	UZ	2000000024	8/24/2012	(8.43)
88900000	CAP Move-Settlement	UZ	2000000024	8/24/2012	(248.42)
88900000	CAP Move-Settlement	UZ	2000000024	8/24/2012	(62.85)
88900000	CAP Move-Settlement	UZ	2000000024	8/24/2012	426.05
88900000	CAP Move-Settlement	UZ	2000000024	8/24/2012	(62.85)
88900000	CAP Move-Settlement	UZ	2000000024	8/24/2012	(13.04)
88900000	CAP Move-Settlement	UZ	2000000023	8/24/2012	(260.27)
88900000	CAP Move-Settlement	UZ	2000000024	8/24/2012	(23.25)
88900000	CAP Move-Settlement	UZ	2000000024	8/24/2012	(930.93)
88900000	CAP Move-Settlement	UZ	2000000024	8/24/2012	(23.25)

Kentucky American Water Company

Case No. 2012-00520

Response to PSC DR1, Item 31

Account	Description	Doc Type	Document Number	Posting Date	Amount
88900000	CAP Move-Settlement	UZ	2000000024	8/24/2012	(67.29)
88900000	CAP Move-Settlement	UZ	2000000024	8/24/2012	(260.27)
88900000	CAP Move-Settlement	UZ	2000000024	8/24/2012	(930.93)
88900000	CAP Move-Settlement	UZ	2000000024	8/24/2012	(67.29)
88900000	CAP Move-Settlement	UZ	2000000023	8/24/2012	8,152.58
88900000	CAP Move-Settlement	UZ	2000000023	8/24/2012	8,152.58
88900000	CAP Move-Settlement	UZ	2000000024	8/24/2012	8,152.58
88900000	CAP Move-Settlement	UZ	2000000023	8/24/2012	(7.50)
88900000	CAP Move-Settlement	UZ	2000000023	8/24/2012	(9.84)
88900000	CAP Move-Settlement	UZ	2000000023	8/24/2012	(9.84)
88900000	CAP Move-Settlement	UZ	2000000023	8/24/2012	(13.68)
88900000	CAP Move-Settlement	UZ	2000000024	8/24/2012	(7.50)
88900000	CAP Move-Settlement	UZ	2000000024	8/24/2012	(13.68)
88900000	CAP Move-Settlement	UZ	2000000024	8/24/2012	(187.50)
88900000	CAP Move-Settlement	UZ	2000000024	8/24/2012	(44.58)
88900000	CAP Move-Settlement	UZ	2000000024	8/24/2012	(187.50)
88900000	CAP Move-Settlement	UZ	2000000024	8/24/2012	(44.58)
88900000	CAP Move-Settlement	UZ	2000000024	8/24/2012	118.49
88900000	CAP Move-Settlement	UZ	2000000024	8/24/2012	2,243.46
88900000	CAP Move-Settlement	UZ	2000000024	8/24/2012	719.81
88900000	CAP Move-Settlement	UZ	2000000023	8/24/2012	(17.80)
88900000	CAP Move-Settlement	UZ	2000000023	8/24/2012	(23.36)
88900000	CAP Move-Settlement	UZ	2000000023	8/24/2012	(17.80)
88900000	CAP Move-Settlement	UZ	2000000023	8/24/2012	20,641.06
88900000	CAP Move-Settlement	UZ	2000000023	8/24/2012	(34.66)
88900000	CAP Move-Settlement	UZ	2000000024	8/24/2012	(444.94)
88900000	CAP Move-Settlement	UZ	2000000024	8/24/2012	(34.66)
88900000	CAP Move-Settlement	UZ	2000000024	8/24/2012	(23.36)
88900000	CAP Move-Settlement	UZ	2000000024	8/24/2012	(75.97)
88900000	CAP Move-Settlement	UZ	2000000024	8/24/2012	(75.97)
88900000	CAP Move-Settlement	UZ	2000000024	8/24/2012	(444.94)
88900000	CAP Move-Settlement	UZ	2000000023	8/24/2012	(8.20)
88900000	CAP Move-Settlement	UZ	2000000023	8/24/2012	(156.25)
88900000	CAP Move-Settlement	UZ	2000000023	8/24/2012	(37.15)
88900000	CAP Move-Settlement	UZ	2000000024	8/24/2012	(37.15)
88900000	CAP Move-Settlement	UZ	2000000024	8/24/2012	(11.40)
88900000	CAP Move-Settlement	UZ	2000000024	8/24/2012	(8.20)
88900000	CAP Move-Settlement	UZ	2000000024	8/24/2012	52.59
88900000	CAP Move-Settlement	UZ	2000000024	8/24/2012	(11.40)
88900000	CAP Move-Settlement	UZ	2000000024	8/24/2012	(6.25)
88900000	CAP Move-Settlement	UZ	2000000024	8/24/2012	(156.25)
88900000	CAP Move-Settlement	UZ	2000000024	8/24/2012	(6.25)
88900000	CAP Move-Settlement	UZ	2000000023	8/24/2012	19,999.55
88900000	CAP Move-Settlement	UZ	2000000024	8/24/2012	19,999.90
88900000	CAP Move-Settlement	UZ	2000000024	8/24/2012	29,000.00
88900000	CAP Move-Settlement	UZ	2000000024	8/24/2012	2,351.62
88900000	CAP Move-Settlement	UZ	2000000024	8/24/2012	2,351.62
88900000	CAP Move-Settlement	UZ	2000000023	8/24/2012	2,351.62
88900000	CAP Move-Settlement	UZ	2000000024	8/24/2012	28.05
88900000	CAP Move-Settlement	UZ	2000000024	8/24/2012	178.12
88900000	CAP Move-Settlement	UZ	2000000024	8/24/2012	203.00
88900000	CAP Move-Settlement	UZ	2000000024	8/24/2012	203.00
88900000	CAP Move-Settlement	UZ	2000000024	8/24/2012	0.15

Kentucky American Water Company  
Case No. 2012-00520  
Response to PSC DR1, Item 31

Account	Description	Doc Type	Document Number	Posting Date	Amount
88900000	CAP Move-Settlement	UZ	2000000023	8/24/2012	1,412.77
88900000	CAP Move-Settlement	UZ	2000000023	8/24/2012	32,473.22
88900000	CAP Move-Settlement	UZ	2000000024	8/24/2012	6,691.44
88900000	CAP Move-Settlement	UZ	2000000024	8/24/2012	3,500.00
88900000	CAP Move-Settlement	UZ	2000000024	8/24/2012	10,838.00
88900000	CAP Move-Settlement	UZ	2000000024	8/24/2012	166,911.30
88900000	CAP Move-Settlement	UZ	2000000023	8/24/2012	9,500.07
88900000	CAP Move-Settlement	UZ	2000000024	8/24/2012	9,500.07
88900000	CAP Move-Settlement	UZ	2000000024	8/24/2012	9,500.07
88900000	CAP Move-Settlement	UZ	2000000024	8/24/2012	130.55
88900000	CAP Move-Settlement	UZ	2000000024	8/24/2012	130.55
88900000	CAP Move-Settlement	UZ	2000000023	8/24/2012	130.55
88900000	CAP Move-Settlement	UZ	2000000024	8/24/2012	225.82
88900000	CAP Move-Settlement	UZ	2000000024	8/24/2012	225.82
88900000	CAP Move-Settlement	UZ	2000000024	8/24/2012	225.82
88900000	CAP Move-Settlement	UZ	2000000024	8/24/2012	218.83
88900000	CAP Move-Settlement	UZ	2000000024	8/24/2012	218.83
88900000	CAP Move-Settlement	UZ	2000000023	8/24/2012	218.83
88900000	CAP Move-Settlement	UZ	2000000023	8/24/2012	(3.78)
88900000	CAP Move-Settlement	UZ	2000000023	8/24/2012	(20.92)
88900000	CAP Move-Settlement	UZ	2000000023	8/24/2012	1,259.36
88900000	CAP Move-Settlement	UZ	2000000024	8/24/2012	(244.27)
88900000	CAP Move-Settlement	UZ	2000000024	8/24/2012	(90.50)
88900000	CAP Move-Settlement	UZ	2000000024	8/24/2012	(7.35)
88900000	CAP Move-Settlement	UZ	2000000024	8/24/2012	(3.78)
88900000	CAP Move-Settlement	UZ	2000000024	8/24/2012	(20.92)
88900000	CAP Move-Settlement	UZ	2000000024	8/24/2012	(90.10)
88900000	CAP Move-Settlement	UZ	2000000024	8/24/2012	(291.34)
88900000	CAP Move-Settlement	UZ	2000000024	8/24/2012	(291.34)
88900000	CAP Move-Settlement	UZ	2000000024	8/24/2012	(90.50)
88900000	CAP Move-Settlement	UZ	2000000024	8/24/2012	(7.35)
88900000	CAP Move-Settlement	UZ	2000000024	8/24/2012	(367.08)
88900000	CAP Move-Settlement	UZ	2000000024	8/24/2012	150.49
88900000	CAP Move-Settlement	UZ	2000000024	8/24/2012	1,699.87
88900000	CAP Move-Settlement	UZ	2000000024	8/24/2012	1,699.87
88900000	CAP Move-Settlement	UZ	2000000023	8/24/2012	1,699.87
88900000	CAP Move-Settlement	UZ	2000000023	8/24/2012	(12.94)
88900000	CAP Move-Settlement	UZ	2000000023	8/24/2012	(1.05)
88900000	CAP Move-Settlement	UZ	2000000023	8/24/2012	(1,458.78)
88900000	CAP Move-Settlement	UZ	2000000023	8/24/2012	(275.59)
88900000	CAP Move-Settlement	UZ	2000000024	8/24/2012	(41.62)
88900000	CAP Move-Settlement	UZ	2000000024	8/24/2012	(2.99)
88900000	CAP Move-Settlement	UZ	2000000024	8/24/2012	506.03
88900000	CAP Move-Settlement	UZ	2000000024	8/24/2012	(41.62)
88900000	CAP Move-Settlement	UZ	2000000024	8/24/2012	(1.05)
88900000	CAP Move-Settlement	UZ	2000000024	8/24/2012	(12.94)
88900000	CAP Move-Settlement	UZ	2000000024	8/24/2012	(2.99)
88900000	CAP Move-Settlement	UZ	2000000024	8/24/2012	(0.54)
88900000	CAP Move-Settlement	UZ	2000000024	8/24/2012	(0.54)
88900000	CAP Move-Settlement	UZ	2000000023	8/24/2012	407.53
88900000	CAP Move-Settlement	UZ	2000000024	8/24/2012	407.53
88900000	CAP Move-Settlement	UZ	2000000023	8/24/2012	407.53
88900000	CAP Move-Settlement	UZ	2000000023	8/24/2012	(270.35)

## Kentucky American Water Company

Case No. 2012-00520

Response to PSC DR1, Item 31

Account	Description	Doc Type	Document Number	Posting Date	Amount
88900000	CAP Move-Settlement	UZ	2000000023	8/24/2012	(967.20)
88900000	CAP Move-Settlement	UZ	2000000023	8/24/2012	(69.90)
88900000	CAP Move-Settlement	UZ	2000000023	8/24/2012	(69.90)
88900000	CAP Move-Settlement	UZ	2000000023	8/24/2012	(24.20)
88900000	CAP Move-Settlement	UZ	2000000023	8/24/2012	(270.35)
88900000	CAP Move-Settlement	UZ	2000000024	8/24/2012	(967.20)
88900000	CAP Move-Settlement	UZ	2000000024	8/24/2012	(24.20)
88900000	CAP Move-Settlement	UZ	2000000024	8/24/2012	(445.50)
88900000	CAP Move-Settlement	UZ	2000000024	8/24/2012	1,367.45
88900000	CAP Move-Settlement	UZ	2000000024	8/24/2012	1,369.75
88900000	CAP Move-Settlement	UZ	2000000024	8/24/2012	1,367.45
88900000	CAP Move-Settlement	UZ	2000000023	8/24/2012	389.30
88900000	CAP Move-Settlement	UZ	2000000024	8/24/2012	389.30
88900000	CAP Move-Settlement	UZ	2000000024	8/24/2012	389.30
88900000	CAP Move-Settlement	UZ	2000000024	8/24/2012	7,491.09
88900000	CAP Move-Settlement	UZ	2000000024	8/24/2012	9,013.23
88900000	CAP Move-Settlement	UZ	2000000024	8/24/2012	9,144.92
88900000	CAP Move-Settlement	UZ	2000000024	8/24/2012	21,602.66
88900000	CAP Move-Settlement	UZ	2000000024	8/24/2012	27,552.63
88900000	CAP Move-Settlement	UZ	2000000024	8/24/2012	1,803.34
88900000	CAP Move-Settlement	UZ	2000000024	8/24/2012	2,300.17
88900000	CAP Move-Settlement	UZ	2000000023	8/24/2012	388.15
88900000	CAP Move-Settlement	UZ	2000000024	8/24/2012	6,822.89
88900000	CAP Move-Settlement	UZ	2000000024	8/24/2012	778.03
88900000	CAP Move-Settlement	UZ	2000000024	8/24/2012	5,442.21
88900000	CAP Move-Settlement	UZ	2000000024	8/24/2012	236.92
88900000	CAP Move-Settlement	UZ	2000000024	8/24/2012	182.29
88900000	CAP Move-Settlement	UZ	2000000023	8/24/2012	336.98
88900000	CAP Move-Settlement	UZ	2000000023	8/24/2012	5,447.96
88900000	CAP Move-Settlement	UZ	2000000023	8/24/2012	6,575.62
88900000	CAP Move-Settlement	UZ	2000000024	8/24/2012	11,041.98
88900000	CAP Move-Settlement	UZ	2000000023	8/24/2012	309.37
88900000	CAP Move-Settlement	UZ	2000000023	8/24/2012	164.46
88900000	CAP Move-Settlement	UZ	2000000023	8/24/2012	346.18
88900000	CAP Move-Settlement	UZ	2000000023	8/24/2012	14,522.15
88900000	CAP Move-Settlement	UZ	2000000024	8/24/2012	4,714.78
88900000	CAP Move-Settlement	UZ	2000000024	8/24/2012	106.38
88900000	CAP Move-Settlement	UZ	2000000024	8/24/2012	8,146.64
88900000	CAP Move-Settlement	UZ	2000000023	8/24/2012	106.96
88900000	CAP Move-Settlement	UZ	2000000024	8/24/2012	126.51
88900000	CAP Move-Settlement	UZ	2000000023	8/24/2012	2,613.57
88900000	CAP Move-Settlement	UZ	2000000023	8/24/2012	152.39
88900000	CAP Move-Settlement	UZ	2000000024	8/24/2012	168.49
88900000	CAP Move-Settlement	UZ	2000000024	8/24/2012	217.94
88900000	CAP Move-Settlement	UZ	2000000024	8/24/2012	612.42
88900000	CAP Move-Settlement	UZ	2000000024	8/24/2012	5.75
88900000	CAP Move-Settlement	UZ	2000000023	8/24/2012	526.74
88900000	CAP Move-Settlement	UZ	2000000024	8/24/2012	109.26
88900000	CAP Move-Settlement	UZ	2000000023	8/24/2012	60.38
88900000	CAP Move-Settlement	UZ	2000000024	8/24/2012	2,104.66
88900000	CAP Move-Settlement	UZ	2000000024	8/24/2012	5,758.48
88900000	CAP Move-Settlement	UZ	2000000024	8/24/2012	526.74
88900000	CAP Move-Settlement	UZ	2000000024	8/24/2012	640.60

Kentucky American Water Company  
Case No. 2012-00520  
Response to PSC DR1, Item 31

Account	Description	Doc Type	Document Number	Posting Date	Amount
88900000	CAP Move-Settlement	UZ	2000000023	8/24/2012	46.00
88900000	CAP Move-Settlement	UZ	2000000024	8/24/2012	176.54
88900000	CAP Move-Settlement	UZ	2000000024	8/24/2012	6,362.86
88900000	CAP Move-Settlement	UZ	2000000024	8/24/2012	1.73
88900000	CAP Move-Settlement	UZ	2000000024	8/24/2012	30.48
88900000	CAP Move-Settlement	UZ	2000000024	8/24/2012	1,440.48
88900000	CAP Move-Settlement	UZ	2000000023	8/24/2012	117.31
88900000	CAP Move-Settlement	UZ	2000000024	8/24/2012	819.44
88900000	CAP Move-Settlement	UZ	2000000024	8/24/2012	897.07
88900000	CAP Move-Settlement	UZ	2000000024	8/24/2012	275.45
88900000	CAP Move-Settlement	UZ	2000000024	8/24/2012	10,513.52
88900000	CAP Move-Settlement	UZ	2000000024	8/24/2012	6,903.40
88900000	CAP Move-Settlement	UZ	2000000024	8/24/2012	17,855.67
88900000	CAP Move-Settlement	UZ	2000000023	8/24/2012	9,262.80
88900000	CAP Move-Settlement	UZ	2000000024	8/24/2012	9,024.73
88900000	CAP Move-Settlement	UZ	2000000024	8/24/2012	9,174.82
88900000	CAP Move-Settlement	UZ	2000000024	8/24/2012	2,304.77
88900000	CAP Move-Settlement	UZ	2000000024	8/24/2012	18,433.02
88900000	CAP Move-Settlement	UZ	2000000024	8/24/2012	67,169.67
88900000	CAP Move-Settlement	UZ	2000000024	8/24/2012	9,680.28
88900000	CAP Move-Settlement	UZ	2000000024	8/24/2012	9,774.01
88900000	CAP Move-Settlement	UZ	2000000024	8/24/2012	14,583.68
88900000	CAP Move-Settlement	UZ	2000000024	8/24/2012	30,706.74
88900000	CAP Move-Settlement	UZ	2000000024	8/24/2012	1,047.73
88900000	CAP Move-Settlement	UZ	2000000024	8/24/2012	16,980.46
88900000	CAP Move-Settlement	UZ	2000000024	8/24/2012	3.45
88900000	CAP Move-Settlement	UZ	2000000024	8/24/2012	8,239.22
88900000	CAP Move-Settlement	UZ	2000000024	8/24/2012	3.45
88900000	CAP Move-Settlement	UZ	2000000024	8/24/2012	0.58
88900000	CAP Move-Settlement	UZ	2000000024	8/24/2012	8,364.01
88900000	CAP Move-Settlement	UZ	2000000023	8/24/2012	1.73
88900000	CAP Move-Settlement	UZ	2000000023	8/24/2012	143.19
88900000	CAP Move-Settlement	UZ	2000000024	8/24/2012	8.63
88900000	CAP Move-Settlement	UZ	2000000024	8/24/2012	436.46
88900000	CAP Move-Settlement	UZ	2000000024	8/24/2012	10.35
88900000	CAP Move-Settlement	UZ	2000000024	8/24/2012	75.33
88900000	CAP Move-Settlement	UZ	2000000024	8/24/2012	798.16
88900000	CAP Move-Settlement	UZ	2000000024	8/24/2012	798.16
88900000	CAP Move-Settlement	UZ	2000000023	8/24/2012	46,108.13
88900000	CAP Move-Settlement	UZ	2000000023	8/24/2012	2.88
88900000	CAP Move-Settlement	UZ	2000000023	8/24/2012	14,960.33
88900000	CAP Move-Settlement	UZ	2000000023	8/24/2012	235.19
88900000	CAP Move-Settlement	UZ	2000000024	8/24/2012	235.19
88900000	CAP Move-Settlement	UZ	2000000024	8/24/2012	235.19
88900000	CAP Move-Settlement	UZ	2000000024	8/24/2012	1.73
88900000	CAP Move-Settlement	UZ	2000000023	8/24/2012	266.82
88900000	CAP Move-Settlement	UZ	2000000023	8/24/2012	2,085.68
88900000	CAP Move-Settlement	UZ	2000000024	8/24/2012	373.20
88900000	CAP Move-Settlement	UZ	2000000024	8/24/2012	372.63
88900000	CAP Move-Settlement	UZ	2000000023	8/24/2012	418.06
88900000	CAP Move-Settlement	UZ	2000000023	8/24/2012	418.06
88900000	CAP Move-Settlement	UZ	2000000024	8/24/2012	418.06
88900000	CAP Move-Settlement	UZ	2000000024	8/24/2012	626.80

Kentucky American Water Company  
Case No. 2012-00520  
Response to PSC DR1, Item 31

Account	Description	Doc Type	Document Number	Posting Date	Amount
88900000	CAP Move-Settlement	UZ	2000000024	8/24/2012	626.80
88900000	CAP Move-Settlement	UZ	2000000023	8/24/2012	199.54
88900000	CAP Move-Settlement	UZ	2000000024	8/24/2012	199.54
88900000	CAP Move-Settlement	UZ	2000000023	8/24/2012	199.54
88900000	CAP Move-Settlement	UZ	2000000024	8/24/2012	299.02
88900000	CAP Move-Settlement	UZ	2000000023	8/24/2012	299.02
88900000	CAP Move-Settlement	UZ	2000000024	8/24/2012	2,771.71
88900000	CAP Move-Settlement	UZ	2000000024	8/24/2012	22,629.11
88900000	CAP Move-Settlement	UZ	2000000024	8/24/2012	46,242.69
88900000	CAP Move-Settlement	UZ	2000000024	8/24/2012	1,479.59
88900000	CAP Move-Settlement	UZ	2000000023	8/24/2012	1,479.59
88900000	CAP Move-Settlement	UZ	2000000024	8/24/2012	2,219.67
88900000	CAP Move-Settlement	UZ	2000000024	8/24/2012	2,219.67
88900000	CAP Move-Settlement	UZ	2000000024	8/24/2012	1,479.59
88900000	CAP Move-Settlement	UZ	2000000024	8/24/2012	2.19
88900000	CAP Move-Settlement	UZ	2000000024	8/24/2012	141.05
88900000	CAP Move-Settlement	UZ	2000000024	8/24/2012	226.03
88900000	CAP Move-Settlement	UZ	2000000024	8/24/2012	141.85
88900000	CAP Move-Settlement	UZ	2000000024	8/24/2012	3,093.26
88900000	CAP Move-Settlement	UZ	2000000023	8/24/2012	2,870.41
88900000	CAP Move-Settlement	UZ	2000000024	8/24/2012	4,909.21
88900000	CAP Move-Settlement	UZ	2000000023	8/24/2012	393.22
88900000	CAP Move-Settlement	UZ	2000000024	8/24/2012	293.25
88900000	CAP Move-Settlement	UZ	2000000024	8/24/2012	334.49
88900000	CAP Move-Settlement	UZ	2000000024	8/24/2012	694.39
88900000	CAP Move-Settlement	UZ	2000000024	8/24/2012	694.39
88900000	CAP Move-Settlement	UZ	2000000023	8/24/2012	694.39
88900000	CAP Move-Settlement	UZ	2000000024	8/24/2012	1,041.57
88900000	CAP Move-Settlement	UZ	2000000024	8/24/2012	1,041.57
50510100	PBOP Cap Credits	UZ	2000000026	8/25/2012	(59.78)
50510100	PBOP Cap Credits	UZ	2000000026	8/25/2012	(537.97)
50510100	PBOP Cap Credits	UZ	2000000026	8/25/2012	(146.60)
50510100	PBOP Cap Credits	UZ	2000000026	8/25/2012	(146.60)
50510100	PBOP Cap Credits	UZ	2000000026	8/25/2012	(18.85)
50510100	PBOP Cap Credits	UZ	2000000026	8/25/2012	(99.71)
50510100	PBOP Cap Credits	UZ	2000000026	8/25/2012	(79.06)
50510100	PBOP Cap Credits	UZ	2000000026	8/25/2012	(141.11)
50510100	PBOP Cap Credits	UZ	2000000026	8/25/2012	(51.04)
50510100	PBOP Cap Credits	UZ	2000000026	8/25/2012	(2,050.19)
50510100	PBOP Cap Credits	UZ	2000000026	8/25/2012	(262.03)
50510100	PBOP Cap Credits	UZ	2000000026	8/25/2012	(131.02)
50510100	PBOP Cap Credits	UZ	2000000026	8/25/2012	(131.02)
50510100	PBOP Cap Credits	UZ	2000000026	8/25/2012	(583.49)
50510100	PBOP Cap Credits	UZ	2000000026	8/25/2012	(110.43)
50510100	PBOP Cap Credits	UZ	2000000026	8/25/2012	(205.31)
50510100	PBOP Cap Credits	UZ	2000000026	8/25/2012	(9.87)
50510100	PBOP Cap Credits	UZ	2000000026	8/25/2012	(18.41)
50510100	PBOP Cap Credits	UZ	2000000026	8/25/2012	(571.54)
50510100	PBOP Cap Credits	UZ	2000000026	8/25/2012	(283.51)
50510100	PBOP Cap Credits	UZ	2000000026	8/25/2012	(597.72)
50510100	PBOP Cap Credits	UZ	2000000026	8/25/2012	(189.29)
50510100	PBOP Cap Credits	UZ	2000000026	8/25/2012	(105.50)
50510100	PBOP Cap Credits	UZ	2000000026	8/25/2012	(276.09)

## Kentucky American Water Company

Case No. 2012-00520

Response to PSC DR1, Item 31

Account	Description	Doc Type	Document Number	Posting Date	Amount
50510100	PBOP Cap Credits	UZ	2000000026	8/25/2012	(727.95)
50510100	PBOP Cap Credits	UZ	2000000026	8/25/2012	(179.29)
50510100	PBOP Cap Credits	UZ	2000000026	8/25/2012	(67.62)
50510100	PBOP Cap Credits	UZ	2000000025	8/25/2012	(253.40)
50510100	PBOP Cap Credits	UZ	2000000026	8/25/2012	(51.03)
50510100	PBOP Cap Credits	UZ	2000000026	8/25/2012	(121.12)
50510100	PBOP Cap Credits	UZ	2000000026	8/25/2012	(42.53)
50510100	PBOP Cap Credits	UZ	2000000026	8/25/2012	(79.31)
50510100	PBOP Cap Credits	UZ	2000000026	8/25/2012	(11.33)
50510100	PBOP Cap Credits	UZ	2000000026	8/25/2012	(263.27)
50610100	Pension Cap Credits	UZ	2000000026	8/25/2012	(70.36)
50610100	Pension Cap Credits	UZ	2000000026	8/25/2012	(633.24)
50610100	Pension Cap Credits	UZ	2000000026	8/25/2012	(172.55)
50610100	Pension Cap Credits	UZ	2000000026	8/25/2012	(172.55)
50610100	Pension Cap Credits	UZ	2000000026	8/25/2012	(22.17)
50610100	Pension Cap Credits	UZ	2000000026	8/25/2012	(117.37)
50610100	Pension Cap Credits	UZ	2000000026	8/25/2012	(93.06)
50610100	Pension Cap Credits	UZ	2000000026	8/25/2012	(166.09)
50610100	Pension Cap Credits	UZ	2000000026	8/25/2012	(60.08)
50610100	Pension Cap Credits	UZ	2000000026	8/25/2012	(2,413.23)
50610100	Pension Cap Credits	UZ	2000000026	8/25/2012	(308.43)
50610100	Pension Cap Credits	UZ	2000000026	8/25/2012	(154.21)
50610100	Pension Cap Credits	UZ	2000000026	8/25/2012	(154.21)
50610100	Pension Cap Credits	UZ	2000000026	8/25/2012	(686.82)
50610100	Pension Cap Credits	UZ	2000000026	8/25/2012	(129.99)
50610100	Pension Cap Credits	UZ	2000000026	8/25/2012	(241.66)
50610100	Pension Cap Credits	UZ	2000000026	8/25/2012	(11.62)
50610100	Pension Cap Credits	UZ	2000000026	8/25/2012	(21.67)
50610100	Pension Cap Credits	UZ	2000000025	8/25/2012	(672.75)
50610100	Pension Cap Credits	UZ	2000000026	8/25/2012	(333.71)
50610100	Pension Cap Credits	UZ	2000000026	8/25/2012	(703.57)
50610100	Pension Cap Credits	UZ	2000000026	8/25/2012	(222.82)
50610100	Pension Cap Credits	UZ	2000000026	8/25/2012	(124.18)
50610100	Pension Cap Credits	UZ	2000000026	8/25/2012	(324.98)
50610100	Pension Cap Credits	UZ	2000000026	8/25/2012	(856.85)
50610100	Pension Cap Credits	UZ	2000000026	8/25/2012	(211.03)
50610100	Pension Cap Credits	UZ	2000000026	8/25/2012	(79.59)
50610100	Pension Cap Credits	UZ	2000000026	8/25/2012	(298.27)
50610100	Pension Cap Credits	UZ	2000000026	8/25/2012	(60.08)
50610100	Pension Cap Credits	UZ	2000000026	8/25/2012	(142.56)
50610100	Pension Cap Credits	UZ	2000000026	8/25/2012	(50.06)
50610100	Pension Cap Credits	UZ	2000000026	8/25/2012	(93.34)
50610100	Pension Cap Credits	UZ	2000000026	8/25/2012	(13.33)
50610100	Pension Cap Credits	UZ	2000000026	8/25/2012	(309.89)
52500000	Misc Expense (O&M)	UZ	2000000026	8/25/2012	(2,439.74)
55000100	Trans Cap Credits	UZ	2000000026	8/25/2012	(8.78)
55000100	Trans Cap Credits	UZ	2000000026	8/25/2012	(79.06)
55000100	Trans Cap Credits	UZ	2000000026	8/25/2012	(21.54)
55000100	Trans Cap Credits	UZ	2000000026	8/25/2012	(21.54)
55000100	Trans Cap Credits	UZ	2000000026	8/25/2012	(2.77)
55000100	Trans Cap Credits	UZ	2000000026	8/25/2012	(14.65)
55000100	Trans Cap Credits	UZ	2000000026	8/25/2012	(11.62)
55000100	Trans Cap Credits	UZ	2000000026	8/25/2012	(20.73)



## Kentucky American Water Company

Case No. 2012-00520

Response to PSC DR1, Item 31

Account	Description	Doc Type	Document Number	Posting Date	Amount
55000100	Trans Cap Credits	UZ	2000000026	8/25/2012	(7.50)
55000100	Trans Cap Credits	UZ	2000000026	8/25/2012	(301.28)
55000100	Trans Cap Credits	UZ	2000000026	8/25/2012	(38.51)
55000100	Trans Cap Credits	UZ	2000000026	8/25/2012	(19.25)
55000100	Trans Cap Credits	UZ	2000000026	8/25/2012	(19.25)
55000100	Trans Cap Credits	UZ	2000000026	8/25/2012	(85.75)
55000100	Trans Cap Credits	UZ	2000000026	8/25/2012	(16.22)
55000100	Trans Cap Credits	UZ	2000000026	8/25/2012	(30.17)
55000100	Trans Cap Credits	UZ	2000000026	8/25/2012	(1.45)
55000100	Trans Cap Credits	UZ	2000000026	8/25/2012	(2.70)
55000100	Trans Cap Credits	UZ	2000000026	8/25/2012	(83.99)
55000100	Trans Cap Credits	UZ	2000000026	8/25/2012	(41.66)
55000100	Trans Cap Credits	UZ	2000000026	8/25/2012	(87.84)
55000100	Trans Cap Credits	UZ	2000000026	8/25/2012	(27.81)
55000100	Trans Cap Credits	UZ	2000000026	8/25/2012	(15.50)
55000100	Trans Cap Credits	UZ	2000000026	8/25/2012	(40.57)
55000100	Trans Cap Credits	UZ	2000000026	8/25/2012	(106.97)
55000100	Trans Cap Credits	UZ	2000000026	8/25/2012	(26.35)
55000100	Trans Cap Credits	UZ	2000000026	8/25/2012	(9.94)
55000100	Trans Cap Credits	UZ	2000000026	8/25/2012	(37.23)
55000100	Trans Cap Credits	UZ	2000000026	8/25/2012	(7.50)
55000100	Trans Cap Credits	UZ	2000000026	8/25/2012	(17.80)
55000100	Trans Cap Credits	UZ	2000000026	8/25/2012	(6.25)
55000100	Trans Cap Credits	UZ	2000000026	8/25/2012	(11.65)
55000100	Trans Cap Credits	UZ	2000000026	8/25/2012	(1.67)
55000100	Trans Cap Credits	UZ	2000000026	8/25/2012	(38.69)
55720100	Ins W/C Cap Credits	UZ	2000000026	8/25/2012	(7.86)
55720100	Ins W/C Cap Credits	UZ	2000000026	8/25/2012	(70.75)
55720100	Ins W/C Cap Credits	UZ	2000000026	8/25/2012	(19.28)
55720100	Ins W/C Cap Credits	UZ	2000000026	8/25/2012	(19.28)
55720100	Ins W/C Cap Credits	UZ	2000000026	8/25/2012	(2.48)
55720100	Ins W/C Cap Credits	UZ	2000000026	8/25/2012	(13.11)
55720100	Ins W/C Cap Credits	UZ	2000000026	8/25/2012	(10.40)
55720100	Ins W/C Cap Credits	UZ	2000000026	8/25/2012	(18.56)
55720100	Ins W/C Cap Credits	UZ	2000000026	8/25/2012	(6.72)
55720100	Ins W/C Cap Credits	UZ	2000000026	8/25/2012	(269.64)
55720100	Ins W/C Cap Credits	UZ	2000000026	8/25/2012	(34.46)
55720100	Ins W/C Cap Credits	UZ	2000000026	8/25/2012	(17.23)
55720100	Ins W/C Cap Credits	UZ	2000000026	8/25/2012	(17.23)
55720100	Ins W/C Cap Credits	UZ	2000000026	8/25/2012	(76.74)
55720100	Ins W/C Cap Credits	UZ	2000000026	8/25/2012	(14.52)
55720100	Ins W/C Cap Credits	UZ	2000000026	8/25/2012	(27.00)
55720100	Ins W/C Cap Credits	UZ	2000000026	8/25/2012	(1.30)
55720100	Ins W/C Cap Credits	UZ	2000000026	8/25/2012	(2.42)
55720100	Ins W/C Cap Credits	UZ	2000000026	8/25/2012	(75.17)
55720100	Ins W/C Cap Credits	UZ	2000000026	8/25/2012	(37.29)
55720100	Ins W/C Cap Credits	UZ	2000000026	8/25/2012	(78.62)
55720100	Ins W/C Cap Credits	UZ	2000000026	8/25/2012	(24.90)
55720100	Ins W/C Cap Credits	UZ	2000000026	8/25/2012	(13.87)
55720100	Ins W/C Cap Credits	UZ	2000000026	8/25/2012	(36.31)
55720100	Ins W/C Cap Credits	UZ	2000000026	8/25/2012	(95.74)
55720100	Ins W/C Cap Credits	UZ	2000000026	8/25/2012	(23.58)
55720100	Ins W/C Cap Credits	UZ	2000000026	8/25/2012	(8.89)

## Kentucky American Water Company

Case No. 2012-00520

Response to PSC DR1, Item 31

Account	Description	Doc Type	Document Number	Posting Date	Amount
55720100	Ins W/C Cap Credits	UZ	2000000026	8/25/2012	(33.32)
55720100	Ins W/C Cap Credits	UZ	2000000025	8/25/2012	(6.71)
55720100	Ins W/C Cap Credits	UZ	2000000026	8/25/2012	(15.93)
55720100	Ins W/C Cap Credits	UZ	2000000026	8/25/2012	(5.59)
55720100	Ins W/C Cap Credits	UZ	2000000026	8/25/2012	(10.43)
55720100	Ins W/C Cap Credits	UZ	2000000026	8/25/2012	(1.49)
55720100	Ins W/C Cap Credits	UZ	2000000026	8/25/2012	(34.63)
88107000	CAP Move-CWIP	UZ	2000000028	8/25/2012	59.78
88107000	CAP Move-CWIP	UZ	2000000028	8/25/2012	7.86
88107000	CAP Move-CWIP	UZ	2000000028	8/25/2012	8.78
88107000	CAP Move-CWIP	UZ	2000000028	8/25/2012	70.36
88107000	CAP Move-CWIP	UZ	2000000028	8/25/2012	537.97
88107000	CAP Move-CWIP	UZ	2000000028	8/25/2012	70.75
88107000	CAP Move-CWIP	UZ	2000000028	8/25/2012	79.06
88107000	CAP Move-CWIP	UZ	2000000028	8/25/2012	633.24
88107000	CAP Move-CWIP	UZ	2000000028	8/25/2012	19.28
88107000	CAP Move-CWIP	UZ	2000000028	8/25/2012	21.54
88107000	CAP Move-CWIP	UZ	2000000028	8/25/2012	146.60
88107000	CAP Move-CWIP	UZ	2000000028	8/25/2012	172.55
88107000	CAP Move-CWIP	UZ	2000000028	8/25/2012	172.55
88107000	CAP Move-CWIP	UZ	2000000028	8/25/2012	146.60
88107000	CAP Move-CWIP	UZ	2000000028	8/25/2012	21.54
88107000	CAP Move-CWIP	UZ	2000000028	8/25/2012	19.28
88107000	CAP Move-CWIP	UZ	2000000028	8/25/2012	2.77
88107000	CAP Move-CWIP	UZ	2000000028	8/25/2012	18.85
88107000	CAP Move-CWIP	UZ	2000000028	8/25/2012	2.48
88107000	CAP Move-CWIP	UZ	2000000028	8/25/2012	22.17
88107000	CAP Move-CWIP	UZ	2000000028	8/25/2012	13.11
88107000	CAP Move-CWIP	UZ	2000000028	8/25/2012	99.71
88107000	CAP Move-CWIP	UZ	2000000028	8/25/2012	117.37
88107000	CAP Move-CWIP	UZ	2000000028	8/25/2012	14.65
88107000	CAP Move-CWIP	UZ	2000000028	8/25/2012	10.40
88107000	CAP Move-CWIP	UZ	2000000028	8/25/2012	11.62
88107000	CAP Move-CWIP	UZ	2000000028	8/25/2012	93.06
88107000	CAP Move-CWIP	UZ	2000000028	8/25/2012	79.06
88107000	CAP Move-CWIP	UZ	2000000027	8/25/2012	141.11
88107000	CAP Move-CWIP	UZ	2000000028	8/25/2012	166.09
88107000	CAP Move-CWIP	UZ	2000000028	8/25/2012	18.56
88107000	CAP Move-CWIP	UZ	2000000028	8/25/2012	20.73
88107000	CAP Move-CWIP	UZ	2000000028	8/25/2012	51.04
88107000	CAP Move-CWIP	UZ	2000000028	8/25/2012	7.50
88107000	CAP Move-CWIP	UZ	2000000028	8/25/2012	6.72
88107000	CAP Move-CWIP	UZ	2000000028	8/25/2012	60.08
88107000	CAP Move-CWIP	UZ	2000000027	8/25/2012	298.27
88107000	CAP Move-CWIP	UZ	2000000028	8/25/2012	2,389.10
88107000	CAP Move-CWIP	UZ	2000000028	8/25/2012	2,029.69
88107000	CAP Move-CWIP	UZ	2000000028	8/25/2012	266.94
88107000	CAP Move-CWIP	UZ	2000000028	8/25/2012	38.12
88107000	CAP Move-CWIP	UZ	2000000028	8/25/2012	34.12
88107000	CAP Move-CWIP	UZ	2000000028	8/25/2012	259.41
88107000	CAP Move-CWIP	UZ	2000000028	8/25/2012	305.35
88107000	CAP Move-CWIP	UZ	2000000028	8/25/2012	19.06
88107000	CAP Move-CWIP	UZ	2000000028	8/25/2012	152.67

## Kentucky American Water Company

Case No. 2012-00520

Response to PSC DR1, Item 31

Account	Description	Doc Type	Document Number	Posting Date	Amount
88107000	CAP Move-CWIP	UZ	2000000028	8/25/2012	17.06
88107000	CAP Move-CWIP	UZ	2000000028	8/25/2012	129.71
88107000	CAP Move-CWIP	UZ	2000000028	8/25/2012	129.71
88107000	CAP Move-CWIP	UZ	2000000028	8/25/2012	152.67
88107000	CAP Move-CWIP	UZ	2000000028	8/25/2012	19.06
88107000	CAP Move-CWIP	UZ	2000000028	8/25/2012	17.06
88107000	CAP Move-CWIP	UZ	2000000028	8/25/2012	85.75
88107000	CAP Move-CWIP	UZ	2000000028	8/25/2012	76.74
88107000	CAP Move-CWIP	UZ	2000000028	8/25/2012	583.49
88107000	CAP Move-CWIP	UZ	2000000028	8/25/2012	686.82
88107000	CAP Move-CWIP	UZ	2000000028	8/25/2012	14.52
88107000	CAP Move-CWIP	UZ	2000000028	8/25/2012	16.22
88107000	CAP Move-CWIP	UZ	2000000028	8/25/2012	110.43
88107000	CAP Move-CWIP	UZ	2000000028	8/25/2012	129.99
88107000	CAP Move-CWIP	UZ	2000000028	8/25/2012	166.75
88107000	CAP Move-CWIP	UZ	2000000028	8/25/2012	18.63
88107000	CAP Move-CWIP	UZ	2000000028	8/25/2012	141.66
88107000	CAP Move-CWIP	UZ	2000000028	8/25/2012	20.82
88107000	CAP Move-CWIP	UZ	2000000028	8/25/2012	8.02
88107000	CAP Move-CWIP	UZ	2000000028	8/25/2012	6.81
88107000	CAP Move-CWIP	UZ	2000000028	8/25/2012	0.90
88107000	CAP Move-CWIP	UZ	2000000028	8/25/2012	1.00
88107000	CAP Move-CWIP	UZ	2000000028	8/25/2012	18.41
88107000	CAP Move-CWIP	UZ	2000000028	8/25/2012	21.67
88107000	CAP Move-CWIP	UZ	2000000028	8/25/2012	2.70
88107000	CAP Move-CWIP	UZ	2000000028	8/25/2012	2.42
88107000	CAP Move-CWIP	UZ	2000000028	8/25/2012	75.17
88107000	CAP Move-CWIP	UZ	2000000028	8/25/2012	83.99
88107000	CAP Move-CWIP	UZ	2000000028	8/25/2012	672.75
88107000	CAP Move-CWIP	UZ	2000000028	8/25/2012	571.54
88107000	CAP Move-CWIP	UZ	2000000028	8/25/2012	28.75
88107000	CAP Move-CWIP	UZ	2000000028	8/25/2012	230.26
88107000	CAP Move-CWIP	UZ	2000000028	8/25/2012	25.73
88107000	CAP Move-CWIP	UZ	2000000028	8/25/2012	195.62
88107000	CAP Move-CWIP	UZ	2000000028	8/25/2012	54.25
88107000	CAP Move-CWIP	UZ	2000000028	8/25/2012	485.46
88107000	CAP Move-CWIP	UZ	2000000028	8/25/2012	60.61
88107000	CAP Move-CWIP	UZ	2000000028	8/25/2012	412.43
88107000	CAP Move-CWIP	UZ	2000000028	8/25/2012	222.82
88107000	CAP Move-CWIP	UZ	2000000028	8/25/2012	27.81
88107000	CAP Move-CWIP	UZ	2000000028	8/25/2012	189.29
88107000	CAP Move-CWIP	UZ	2000000028	8/25/2012	24.90
88107000	CAP Move-CWIP	UZ	2000000028	8/25/2012	12.07
88107000	CAP Move-CWIP	UZ	2000000028	8/25/2012	108.04
88107000	CAP Move-CWIP	UZ	2000000028	8/25/2012	13.48
88107000	CAP Move-CWIP	UZ	2000000028	8/25/2012	91.78
88107000	CAP Move-CWIP	UZ	2000000028	8/25/2012	31.59
88107000	CAP Move-CWIP	UZ	2000000028	8/25/2012	240.20
88107000	CAP Move-CWIP	UZ	2000000028	8/25/2012	35.30
88107000	CAP Move-CWIP	UZ	2000000028	8/25/2012	282.73
88107000	CAP Move-CWIP	UZ	2000000028	8/25/2012	93.06
88107000	CAP Move-CWIP	UZ	2000000028	8/25/2012	633.32
88107000	CAP Move-CWIP	UZ	2000000028	8/25/2012	83.29

Kentucky American Water Company

Case No. 2012-00520

Response to PSC DR1, Item 31

Account	Description	Doc Type	Document Number	Posting Date	Amount
88107000	CAP Move-CWIP	UZ	2000000028	8/25/2012	745.46
88107000	CAP Move-CWIP	UZ	2000000028	8/25/2012	22.92
88107000	CAP Move-CWIP	UZ	2000000028	8/25/2012	155.98
88107000	CAP Move-CWIP	UZ	2000000028	8/25/2012	183.60
88107000	CAP Move-CWIP	UZ	2000000028	8/25/2012	20.51
88107000	CAP Move-CWIP	UZ	2000000028	8/25/2012	7.73
88107000	CAP Move-CWIP	UZ	2000000028	8/25/2012	69.24
88107000	CAP Move-CWIP	UZ	2000000028	8/25/2012	58.83
88107000	CAP Move-CWIP	UZ	2000000028	8/25/2012	8.65
88107000	CAP Move-CWIP	UZ	2000000028	8/25/2012	37.23
88107000	CAP Move-CWIP	UZ	2000000028	8/25/2012	253.40
88107000	CAP Move-CWIP	UZ	2000000028	8/25/2012	33.32
88107000	CAP Move-CWIP	UZ	2000000028	8/25/2012	298.27
88107000	CAP Move-CWIP	UZ	2000000028	8/25/2012	60.08
88107000	CAP Move-CWIP	UZ	2000000028	8/25/2012	51.03
88107000	CAP Move-CWIP	UZ	2000000028	8/25/2012	2,439.74
88107000	CAP Move-CWIP	UZ	2000000028	8/25/2012	7.50
88107000	CAP Move-CWIP	UZ	2000000028	8/25/2012	6.71
88107000	CAP Move-CWIP	UZ	2000000028	8/25/2012	121.12
88107000	CAP Move-CWIP	UZ	2000000028	8/25/2012	15.93
88107000	CAP Move-CWIP	UZ	2000000028	8/25/2012	17.80
88107000	CAP Move-CWIP	UZ	2000000028	8/25/2012	142.56
88107000	CAP Move-CWIP	UZ	2000000028	8/25/2012	6.25
88107000	CAP Move-CWIP	UZ	2000000028	8/25/2012	50.06
88107000	CAP Move-CWIP	UZ	2000000028	8/25/2012	5.59
88107000	CAP Move-CWIP	UZ	2000000028	8/25/2012	42.53
88107000	CAP Move-CWIP	UZ	2000000028	8/25/2012	93.34
88107000	CAP Move-CWIP	UZ	2000000028	8/25/2012	79.31
88107000	CAP Move-CWIP	UZ	2000000028	8/25/2012	10.43
88107000	CAP Move-CWIP	UZ	2000000028	8/25/2012	11.65
88107000	CAP Move-CWIP	UZ	2000000028	8/25/2012	1.67
88107000	CAP Move-CWIP	UZ	2000000028	8/25/2012	13.33
88107000	CAP Move-CWIP	UZ	2000000028	8/25/2012	1.49
88107000	CAP Move-CWIP	UZ	2000000028	8/25/2012	11.33
88107000	CAP Move-CWIP	UZ	2000000028	8/25/2012	34.63
88107000	CAP Move-CWIP	UZ	2000000028	8/25/2012	263.27
88107000	CAP Move-CWIP	UZ	2000000028	8/25/2012	309.89
88107000	CAP Move-CWIP	UZ	2000000028	8/25/2012	38.69
88257100	CAP Move-RWIP	UZ	2000000028	8/25/2012	20.50
88257100	CAP Move-RWIP	UZ	2000000028	8/25/2012	2.70
88257100	CAP Move-RWIP	UZ	2000000028	8/25/2012	24.13
88257100	CAP Move-RWIP	UZ	2000000028	8/25/2012	3.01
88257100	CAP Move-RWIP	UZ	2000000028	8/25/2012	0.34
88257100	CAP Move-RWIP	UZ	2000000028	8/25/2012	3.08
88257100	CAP Move-RWIP	UZ	2000000028	8/25/2012	0.39
88257100	CAP Move-RWIP	UZ	2000000028	8/25/2012	2.62
88257100	CAP Move-RWIP	UZ	2000000027	8/25/2012	0.17
88257100	CAP Move-RWIP	UZ	2000000028	8/25/2012	1.31
88257100	CAP Move-RWIP	UZ	2000000028	8/25/2012	0.19
88257100	CAP Move-RWIP	UZ	2000000028	8/25/2012	1.54
88257100	CAP Move-RWIP	UZ	2000000028	8/25/2012	1.31
88257100	CAP Move-RWIP	UZ	2000000028	8/25/2012	1.54
88257100	CAP Move-RWIP	UZ	2000000028	8/25/2012	0.17

## Kentucky American Water Company

Case No. 2012-00520

Response to PSC DR1, Item 31

Account	Description	Doc Type	Document Number	Posting Date	Amount
88257100	CAP Move-RWIP	UZ	2000000028	8/25/2012	0.19
88257100	CAP Move-RWIP	UZ	2000000028	8/25/2012	74.91
88257100	CAP Move-RWIP	UZ	2000000028	8/25/2012	63.65
88257100	CAP Move-RWIP	UZ	2000000028	8/25/2012	9.35
88257100	CAP Move-RWIP	UZ	2000000028	8/25/2012	8.37
88257100	CAP Move-RWIP	UZ	2000000028	8/25/2012	3.60
88257100	CAP Move-RWIP	UZ	2000000028	8/25/2012	3.06
88257100	CAP Move-RWIP	UZ	2000000028	8/25/2012	0.45
88257100	CAP Move-RWIP	UZ	2000000028	8/25/2012	0.40
88257100	CAP Move-RWIP	UZ	2000000028	8/25/2012	12.91
88257100	CAP Move-RWIP	UZ	2000000028	8/25/2012	11.56
88257100	CAP Move-RWIP	UZ	2000000028	8/25/2012	103.45
88257100	CAP Move-RWIP	UZ	2000000028	8/25/2012	87.89
88257100	CAP Move-RWIP	UZ	2000000028	8/25/2012	27.23
88257100	CAP Move-RWIP	UZ	2000000028	8/25/2012	218.11
88257100	CAP Move-RWIP	UZ	2000000028	8/25/2012	185.29
88257100	CAP Move-RWIP	UZ	2000000028	8/25/2012	24.37
88257100	CAP Move-RWIP	UZ	2000000028	8/25/2012	2.02
88257100	CAP Move-RWIP	UZ	2000000028	8/25/2012	13.72
88257100	CAP Move-RWIP	UZ	2000000028	8/25/2012	1.80
88257100	CAP Move-RWIP	UZ	2000000028	8/25/2012	16.14
88257100	CAP Move-RWIP	UZ	2000000028	8/25/2012	4.72
88257100	CAP Move-RWIP	UZ	2000000028	8/25/2012	35.89
88257100	CAP Move-RWIP	UZ	2000000028	8/25/2012	42.25
88257100	CAP Move-RWIP	UZ	2000000028	8/25/2012	5.27
88257100	CAP Move-RWIP	UZ	2000000028	8/25/2012	94.63
88257100	CAP Move-RWIP	UZ	2000000028	8/25/2012	13.91
88257100	CAP Move-RWIP	UZ	2000000028	8/25/2012	111.39
88257100	CAP Move-RWIP	UZ	2000000028	8/25/2012	12.45
88257100	CAP Move-RWIP	UZ	2000000028	8/25/2012	3.07
88257100	CAP Move-RWIP	UZ	2000000028	8/25/2012	27.43
88257100	CAP Move-RWIP	UZ	2000000028	8/25/2012	3.43
88257100	CAP Move-RWIP	UZ	2000000028	8/25/2012	23.31
88257100	CAP Move-RWIP	UZ	2000000027	8/25/2012	1.29
88257100	CAP Move-RWIP	UZ	2000000028	8/25/2012	1.16
88257100	CAP Move-RWIP	UZ	2000000028	8/25/2012	8.79
88257100	CAP Move-RWIP	UZ	2000000028	8/25/2012	10.35
88900000	CAP Move-Settlement	UZ	2000000028	8/25/2012	(8.78)
88900000	CAP Move-Settlement	UZ	2000000028	8/25/2012	(70.36)
88900000	CAP Move-Settlement	UZ	2000000028	8/25/2012	(7.86)
88900000	CAP Move-Settlement	UZ	2000000028	8/25/2012	(59.78)
88900000	CAP Move-Settlement	UZ	2000000028	8/25/2012	(79.06)
88900000	CAP Move-Settlement	UZ	2000000028	8/25/2012	(633.24)
88900000	CAP Move-Settlement	UZ	2000000028	8/25/2012	(70.75)
88900000	CAP Move-Settlement	UZ	2000000028	8/25/2012	(537.97)
88900000	CAP Move-Settlement	UZ	2000000028	8/25/2012	(172.55)
88900000	CAP Move-Settlement	UZ	2000000028	8/25/2012	(146.60)
88900000	CAP Move-Settlement	UZ	2000000028	8/25/2012	(21.54)
88900000	CAP Move-Settlement	UZ	2000000028	8/25/2012	(19.28)
88900000	CAP Move-Settlement	UZ	2000000028	8/25/2012	(172.55)
88900000	CAP Move-Settlement	UZ	2000000028	8/25/2012	(146.60)
88900000	CAP Move-Settlement	UZ	2000000028	8/25/2012	(21.54)

Kentucky American Water Company  
Case No. 2012-00520  
Response to PSC DR1, Item 31

Account	Description	Doc Type	Document Number	Posting Date	Amount
88900000	CAP Move-Settlement	UZ	2000000028	8/25/2012	(2.77)
88900000	CAP Move-Settlement	UZ	2000000028	8/25/2012	(22.17)
88900000	CAP Move-Settlement	UZ	2000000028	8/25/2012	(18.85)
88900000	CAP Move-Settlement	UZ	2000000028	8/25/2012	(2.48)
88900000	CAP Move-Settlement	UZ	2000000027	8/25/2012	(99.71)
88900000	CAP Move-Settlement	UZ	2000000028	8/25/2012	(14.65)
88900000	CAP Move-Settlement	UZ	2000000028	8/25/2012	(13.11)
88900000	CAP Move-Settlement	UZ	2000000028	8/25/2012	(117.37)
88900000	CAP Move-Settlement	UZ	2000000028	8/25/2012	(79.06)
88900000	CAP Move-Settlement	UZ	2000000028	8/25/2012	(93.06)
88900000	CAP Move-Settlement	UZ	2000000028	8/25/2012	(10.40)
88900000	CAP Move-Settlement	UZ	2000000028	8/25/2012	(11.62)
88900000	CAP Move-Settlement	UZ	2000000027	8/25/2012	(20.73)
88900000	CAP Move-Settlement	UZ	2000000028	8/25/2012	(18.56)
88900000	CAP Move-Settlement	UZ	2000000028	8/25/2012	(166.09)
88900000	CAP Move-Settlement	UZ	2000000028	8/25/2012	(141.11)
88900000	CAP Move-Settlement	UZ	2000000028	8/25/2012	(7.50)
88900000	CAP Move-Settlement	UZ	2000000028	8/25/2012	(51.04)
88900000	CAP Move-Settlement	UZ	2000000028	8/25/2012	(6.72)
88900000	CAP Move-Settlement	UZ	2000000028	8/25/2012	(60.08)
88900000	CAP Move-Settlement	UZ	2000000027	8/25/2012	(2,413.23)
88900000	CAP Move-Settlement	UZ	2000000028	8/25/2012	(2,050.19)
88900000	CAP Move-Settlement	UZ	2000000028	8/25/2012	(301.28)
88900000	CAP Move-Settlement	UZ	2000000028	8/25/2012	(269.64)
88900000	CAP Move-Settlement	UZ	2000000027	8/25/2012	(38.51)
88900000	CAP Move-Settlement	UZ	2000000028	8/25/2012	(34.46)
88900000	CAP Move-Settlement	UZ	2000000028	8/25/2012	(262.03)
88900000	CAP Move-Settlement	UZ	2000000028	8/25/2012	(308.43)
88900000	CAP Move-Settlement	UZ	2000000028	8/25/2012	(19.25)
88900000	CAP Move-Settlement	UZ	2000000028	8/25/2012	(131.02)
88900000	CAP Move-Settlement	UZ	2000000028	8/25/2012	(17.23)
88900000	CAP Move-Settlement	UZ	2000000028	8/25/2012	(154.21)
88900000	CAP Move-Settlement	UZ	2000000028	8/25/2012	(17.23)
88900000	CAP Move-Settlement	UZ	2000000028	8/25/2012	(154.21)
88900000	CAP Move-Settlement	UZ	2000000028	8/25/2012	(19.25)
88900000	CAP Move-Settlement	UZ	2000000028	8/25/2012	(131.02)
88900000	CAP Move-Settlement	UZ	2000000028	8/25/2012	(76.74)
88900000	CAP Move-Settlement	UZ	2000000028	8/25/2012	(85.75)
88900000	CAP Move-Settlement	UZ	2000000028	8/25/2012	(686.82)
88900000	CAP Move-Settlement	UZ	2000000028	8/25/2012	(583.49)
88900000	CAP Move-Settlement	UZ	2000000028	8/25/2012	(16.22)
88900000	CAP Move-Settlement	UZ	2000000028	8/25/2012	(14.52)
88900000	CAP Move-Settlement	UZ	2000000028	8/25/2012	(110.43)
88900000	CAP Move-Settlement	UZ	2000000028	8/25/2012	(129.99)
88900000	CAP Move-Settlement	UZ	2000000028	8/25/2012	(205.31)
88900000	CAP Move-Settlement	UZ	2000000028	8/25/2012	(30.17)
88900000	CAP Move-Settlement	UZ	2000000028	8/25/2012	(27.00)
88900000	CAP Move-Settlement	UZ	2000000028	8/25/2012	(241.66)
88900000	CAP Move-Settlement	UZ	2000000028	8/25/2012	(1.30)
88900000	CAP Move-Settlement	UZ	2000000028	8/25/2012	(1.45)
88900000	CAP Move-Settlement	UZ	2000000028	8/25/2012	(11.62)
88900000	CAP Move-Settlement	UZ	2000000028	8/25/2012	(9.87)
88900000	CAP Move-Settlement	UZ	2000000028	8/25/2012	(21.67)

Kentucky American Water Company  
Case No. 2012-00520  
Response to PSC DR1, Item 31

Account	Description	Doc Type	Document Number	Posting Date	Amount
88900000	CAP Move-Settlement	UZ	2000000028	8/25/2012	(18.41)
88900000	CAP Move-Settlement	UZ	2000000028	8/25/2012	(2.70)
88900000	CAP Move-Settlement	UZ	2000000028	8/25/2012	(2.42)
88900000	CAP Move-Settlement	UZ	2000000028	8/25/2012	(75.17)
88900000	CAP Move-Settlement	UZ	2000000028	8/25/2012	(83.99)
88900000	CAP Move-Settlement	UZ	2000000028	8/25/2012	(571.54)
88900000	CAP Move-Settlement	UZ	2000000028	8/25/2012	(672.75)
88900000	CAP Move-Settlement	UZ	2000000028	8/25/2012	(333.71)
88900000	CAP Move-Settlement	UZ	2000000028	8/25/2012	(283.51)
88900000	CAP Move-Settlement	UZ	2000000028	8/25/2012	(41.66)
88900000	CAP Move-Settlement	UZ	2000000028	8/25/2012	(37.29)
88900000	CAP Move-Settlement	UZ	2000000028	8/25/2012	(597.72)
88900000	CAP Move-Settlement	UZ	2000000028	8/25/2012	(703.57)
88900000	CAP Move-Settlement	UZ	2000000028	8/25/2012	(87.84)
88900000	CAP Move-Settlement	UZ	2000000028	8/25/2012	(78.62)
88900000	CAP Move-Settlement	UZ	2000000028	8/25/2012	(189.29)
88900000	CAP Move-Settlement	UZ	2000000028	8/25/2012	(27.81)
88900000	CAP Move-Settlement	UZ	2000000028	8/25/2012	(24.90)
88900000	CAP Move-Settlement	UZ	2000000028	8/25/2012	(222.82)
88900000	CAP Move-Settlement	UZ	2000000027	8/25/2012	(105.50)
88900000	CAP Move-Settlement	UZ	2000000028	8/25/2012	(15.50)
88900000	CAP Move-Settlement	UZ	2000000028	8/25/2012	(124.18)
88900000	CAP Move-Settlement	UZ	2000000028	8/25/2012	(13.87)
88900000	CAP Move-Settlement	UZ	2000000028	8/25/2012	(36.31)
88900000	CAP Move-Settlement	UZ	2000000028	8/25/2012	(40.57)
88900000	CAP Move-Settlement	UZ	2000000028	8/25/2012	(324.98)
88900000	CAP Move-Settlement	UZ	2000000028	8/25/2012	(276.09)
88900000	CAP Move-Settlement	UZ	2000000028	8/25/2012	(106.97)
88900000	CAP Move-Settlement	UZ	2000000028	8/25/2012	(95.74)
88900000	CAP Move-Settlement	UZ	2000000028	8/25/2012	(727.95)
88900000	CAP Move-Settlement	UZ	2000000028	8/25/2012	(856.85)
88900000	CAP Move-Settlement	UZ	2000000028	8/25/2012	(26.35)
88900000	CAP Move-Settlement	UZ	2000000028	8/25/2012	(179.29)
88900000	CAP Move-Settlement	UZ	2000000028	8/25/2012	(23.58)
88900000	CAP Move-Settlement	UZ	2000000028	8/25/2012	(211.03)
88900000	CAP Move-Settlement	UZ	2000000028	8/25/2012	(9.94)
88900000	CAP Move-Settlement	UZ	2000000028	8/25/2012	(79.59)
88900000	CAP Move-Settlement	UZ	2000000028	8/25/2012	(67.62)
88900000	CAP Move-Settlement	UZ	2000000028	8/25/2012	(8.89)
88900000	CAP Move-Settlement	UZ	2000000028	8/25/2012	(253.40)
88900000	CAP Move-Settlement	UZ	2000000028	8/25/2012	(33.32)
88900000	CAP Move-Settlement	UZ	2000000028	8/25/2012	(37.23)
88900000	CAP Move-Settlement	UZ	2000000028	8/25/2012	(298.27)
88900000	CAP Move-Settlement	UZ	2000000028	8/25/2012	(2,439.74)
88900000	CAP Move-Settlement	UZ	2000000028	8/25/2012	(6.71)
88900000	CAP Move-Settlement	UZ	2000000028	8/25/2012	(60.08)
88900000	CAP Move-Settlement	UZ	2000000028	8/25/2012	(7.50)
88900000	CAP Move-Settlement	UZ	2000000028	8/25/2012	(51.03)
88900000	CAP Move-Settlement	UZ	2000000028	8/25/2012	(121.12)
88900000	CAP Move-Settlement	UZ	2000000028	8/25/2012	(15.93)
88900000	CAP Move-Settlement	UZ	2000000028	8/25/2012	(142.56)
88900000	CAP Move-Settlement	UZ	2000000028	8/25/2012	(17.80)
88900000	CAP Move-Settlement	UZ	2000000028	8/25/2012	(50.06)

Kentucky American Water Company  
Case No. 2012-00520  
Response to PSC DR1, Item 31

Account	Description	Doc Type	Document Number	Posting Date	Amount
88900000	CAP Move-Settlement	UZ	200000028	8/25/2012	(42.53)
88900000	CAP Move-Settlement	UZ	200000028	8/25/2012	(6.25)
88900000	CAP Move-Settlement	UZ	200000028	8/25/2012	(5.59)
88900000	CAP Move-Settlement	UZ	200000027	8/25/2012	(93.34)
88900000	CAP Move-Settlement	UZ	200000028	8/25/2012	(79.31)
88900000	CAP Move-Settlement	UZ	200000028	8/25/2012	(10.43)
88900000	CAP Move-Settlement	UZ	200000028	8/25/2012	(11.65)
88900000	CAP Move-Settlement	UZ	200000028	8/25/2012	(1.49)
88900000	CAP Move-Settlement	UZ	200000028	8/25/2012	(1.67)
88900000	CAP Move-Settlement	UZ	200000028	8/25/2012	(13.33)
88900000	CAP Move-Settlement	UZ	200000028	8/25/2012	(11.33)
88900000	CAP Move-Settlement	UZ	200000028	8/25/2012	(263.27)
88900000	CAP Move-Settlement	UZ	200000028	8/25/2012	(38.69)
88900000	CAP Move-Settlement	UZ	200000028	8/25/2012	(34.63)
88900000	CAP Move-Settlement	UZ	200000028	8/25/2012	(309.89)
54140000	Rents-Equip	KR	5000000757	8/26/2012	1,351.29
54140000	Rents-Equip	KR	5000000758	8/26/2012	193.40
40111000	Res Sales Billed	ZA	9400000340	8/27/2012	27.83
40111000	Res Sales Billed	ZA	9400000340	8/27/2012	(2.37)
40111000	Res Sales Billed	ZA	9400000340	8/27/2012	(200,264.83)
40121000	Com Sales Billed	ZA	9400000340	8/27/2012	(52,680.75)
40145000	Priv Fire Billed	ZA	9400000340	8/27/2012	(3,049.42)
40151000	Publ Auth Billed	ZA	9400000340	8/27/2012	35,653.24
40211000	Dom WW Svc Billed	ZA	9400000340	8/27/2012	(5.53)
40310300	OthRev-CFO	DR	4000000226	8/27/2012	(137,220.69)
40310400	OthRev-NSF Ck Chrg	ZA	9400000340	8/27/2012	(144.00)
40310500	OthRev-Appl/InitFee	ZA	9400000340	8/27/2012	(1,976.00)
40310700	OthRev-Reconnct Fee	ZA	9400000340	8/27/2012	(650.00)
50423000	ESPP Expense	SA	100000837	8/27/2012	812.83
51510000	Purchased Power	ZN	5000000777	8/27/2012	83.93
52000000	M&S Expense (O&M)	WA	5000000759	8/27/2012	41.30
52000000	M&S Expense (O&M)	WA	5000000759	8/27/2012	77.35
52000000	M&S Expense (O&M)	WA	5000000759	8/27/2012	87.51
52000000	M&S Expense (O&M)	WA	5000000759	8/27/2012	123.67
52000000	M&S Expense (O&M)	WA	5000000760	8/27/2012	31.30
52000000	M&S Expense (O&M)	WA	5000000761	8/27/2012	304.60
52000000	M&S Expense (O&M)	WA	5000000768	8/27/2012	5,202.47
52500000	Misc Expense (O&M)	WE	5000000774	8/27/2012	281.96
52500000	Misc Expense (O&M)	WE	5000000775	8/27/2012	1,127.84
52520000	Collection Agencies	KR	5000000776	8/27/2012	410.19
52546000	Grounds Keeping	KR	5000000769	8/27/2012	998.52
52546000	Grounds Keeping	KR	5000000770	8/27/2012	159.00
52546000	Grounds Keeping	KR	5000000771	8/27/2012	181.26
52546000	Grounds Keeping	KR	5000000772	8/27/2012	1,203.98
52546000	Grounds Keeping	KR	5000000773	8/27/2012	2,738.33
57010000	Uncoll Accts Exp	ZA	9400000340	8/27/2012	(167.57)
72801100	Adv Rcpt Non-Srv Clr	DR	4000000235	8/27/2012	(20,447.00)
72802100	CIAC Rcpt Non-SrvClr	DR	4000000237	8/27/2012	(29,182.00)
88106000	CAP Move-CCNC	UN	2000000029	8/27/2012	16,272.58
88106000	CAP Move-CCNC	UN	2000000029	8/27/2012	20,921.89
88106000	CAP Move-CCNC	UN	2000000029	8/27/2012	9,298.61
88106000	CAP Move-CCNC	UN	2000000029	8/27/2012	8,933.31
88106000	CAP Move-CCNC	UN	2000000029	8/27/2012	4,466.65



Kentucky American Water Company

Case No. 2012-00520

Response to PSC DR1, Item 31

Account	Description	Doc Type	Document Number	Posting Date	Amount
88106000	CAP Move-CCNC	UN	2000000029	8/27/2012	4,466.65
88106000	CAP Move-CCNC	UN	2000000029	8/27/2012	131.92
88106000	CAP Move-CCNC	UN	2000000029	8/27/2012	87.94
88106000	CAP Move-CCNC	UN	2000000029	8/27/2012	219.87
88106000	CAP Move-CCNC	UN	2000000029	8/27/2012	1,693.79
88106000	CAP Move-CCNC	UN	2000000029	8/27/2012	9,369.94
88106000	CAP Move-CCNC	UN	2000000029	8/27/2012	(0.01)
88106000	CAP Move-CCNC	UN	2000000029	8/27/2012	(0.01)
88106000	CAP Move-CCNC	UN	2000000029	8/27/2012	6,236.58
88106000	CAP Move-CCNC	UN	2000000029	8/27/2012	4,352.74
88106000	CAP Move-CCNC	UN	2000000029	8/27/2012	(29,000.00)
88106000	CAP Move-CCNC	UN	2000000029	8/27/2012	1,240.18
88106000	CAP Move-CCNC	UN	2000000029	8/27/2012	7,875.98
88106000	CAP Move-CCNC	UN	2000000029	8/27/2012	8,976.44
88106000	CAP Move-CCNC	UN	2000000029	8/27/2012	6,858.52
88106000	CAP Move-CCNC	UN	2000000029	8/27/2012	404.00
88106000	CAP Move-CCNC	UN	2000000029	8/27/2012	(733.73)
88106000	CAP Move-CCNC	UN	2000000029	8/27/2012	5,307.92
88106000	CAP Move-CCNC	UN	2000000029	8/27/2012	33,913.22
88106000	CAP Move-CCNC	UN	2000000029	8/27/2012	1,241.62
88106000	CAP Move-CCNC	UN	2000000029	8/27/2012	3,616.65
88106000	CAP Move-CCNC	UN	2000000029	8/27/2012	5,490.19
88106000	CAP Move-CCNC	UN	2000000029	8/27/2012	21,410.66
88106000	CAP Move-CCNC	UN	2000000029	8/27/2012	21,410.90
88106000	CAP Move-CCNC	UN	2000000029	8/27/2012	21,410.66
88106000	CAP Move-CCNC	UN	2000000029	8/27/2012	6,093.14
88106000	CAP Move-CCNC	UN	2000000029	8/27/2012	6,093.14
88106000	CAP Move-CCNC	UN	2000000029	8/27/2012	6,093.14
88106000	CAP Move-CCNC	UN	2000000029	8/27/2012	43,483.37
88106000	CAP Move-CCNC	UN	2000000029	8/27/2012	17,811.47
88106000	CAP Move-CCNC	UN	2000000029	8/27/2012	18,038.39
88106000	CAP Move-CCNC	UN	2000000029	8/27/2012	15,536.14
88106000	CAP Move-CCNC	UN	2000000029	8/27/2012	50,132.24
88106000	CAP Move-CCNC	UN	2000000029	8/27/2012	48,440.03
88106000	CAP Move-CCNC	UN	2000000029	8/27/2012	3,707.43
88106000	CAP Move-CCNC	UN	2000000029	8/27/2012	2,853.11
88106000	CAP Move-CCNC	UN	2000000029	8/27/2012	5,280.22
88106000	CAP Move-CCNC	UN	2000000029	8/27/2012	85,295.75
88106000	CAP Move-CCNC	UN	2000000029	8/27/2012	1,668.26
88106000	CAP Move-CCNC	UN	2000000029	8/27/2012	46,940.74
88106000	CAP Move-CCNC	UN	2000000029	8/27/2012	10,856.14
88106000	CAP Move-CCNC	UN	2000000029	8/27/2012	1,673.19
88106000	CAP Move-CCNC	UN	2000000029	8/27/2012	1,977.95
88106000	CAP Move-CCNC	UN	2000000029	8/27/2012	5,936.27
88106000	CAP Move-CCNC	UN	2000000029	8/27/2012	9,586.85
88106000	CAP Move-CCNC	UN	2000000029	8/27/2012	6,757.19
88106000	CAP Move-CCNC	UN	2000000029	8/27/2012	8,247.10
88106000	CAP Move-CCNC	UN	2000000029	8/27/2012	10,026.49
88106000	CAP Move-CCNC	UN	2000000029	8/27/2012	3,633.62
88106000	CAP Move-CCNC	UN	2000000029	8/27/2012	31.11
88106000	CAP Move-CCNC	UN	2000000029	8/27/2012	8,445.04
88106000	CAP Move-CCNC	UN	2000000029	8/27/2012	1,839.79
88106000	CAP Move-CCNC	UN	2000000029	8/27/2012	12,834.01

## Kentucky American Water Company

Case No. 2012-00520

Response to PSC DR1, Item 31

Account	Description	Doc Type	Document Number	Posting Date	Amount
88106000	CAP Move-CCNC	UN	2000000029	8/27/2012	14,048.90
88106000	CAP Move-CCNC	UN	2000000029	8/27/2012	4,178.20
88106000	CAP Move-CCNC	UN	2000000029	8/27/2012	10,026.36
88106000	CAP Move-CCNC	UN	2000000029	8/27/2012	10,398.39
88106000	CAP Move-CCNC	UN	2000000029	8/27/2012	10,366.04
88106000	CAP Move-CCNC	UN	2000000029	8/27/2012	65,662.33
88106000	CAP Move-CCNC	UN	2000000029	8/27/2012	31,104.75
88106000	CAP Move-CCNC	UN	2000000029	8/27/2012	50,299.56
88106000	CAP Move-CCNC	UN	2000000029	8/27/2012	13,154.48
88106000	CAP Move-CCNC	UN	2000000029	8/27/2012	19,604.91
88106000	CAP Move-CCNC	UN	2000000029	8/27/2012	19,029.46
88106000	CAP Move-CCNC	UN	2000000029	8/27/2012	15,443.66
88106000	CAP Move-CCNC	UN	2000000029	8/27/2012	17,497.93
88106000	CAP Move-CCNC	UN	2000000029	8/27/2012	16,615.38
88106000	CAP Move-CCNC	UN	2000000029	8/27/2012	11,711.91
88106000	CAP Move-CCNC	UN	2000000029	8/27/2012	10,686.21
88106000	CAP Move-CCNC	UN	2000000029	8/27/2012	11,489.29
88106000	CAP Move-CCNC	UN	2000000029	8/27/2012	62,280.78
88106000	CAP Move-CCNC	UN	2000000029	8/27/2012	61,044.64
88106000	CAP Move-CCNC	UN	2000000029	8/27/2012	61,108.50
88106000	CAP Move-CCNC	UN	2000000029	8/27/2012	4.53
88106000	CAP Move-CCNC	UN	2000000029	8/27/2012	1,686.42
88106000	CAP Move-CCNC	UN	2000000029	8/27/2012	61,995.80
88106000	CAP Move-CCNC	UN	2000000029	8/27/2012	12,005.34
88106000	CAP Move-CCNC	UN	2000000029	8/27/2012	11,896.68
88106000	CAP Move-CCNC	UN	2000000029	8/27/2012	80,532.74
88106000	CAP Move-CCNC	UN	2000000029	8/27/2012	13,272.54
88106000	CAP Move-CCNC	UN	2000000029	8/27/2012	1,731.68
88106000	CAP Move-CCNC	UN	2000000029	8/27/2012	613.85
88106000	CAP Move-CCNC	UN	2000000029	8/27/2012	634.58
88106000	CAP Move-CCNC	UN	2000000029	8/27/2012	650.31
88106000	CAP Move-CCNC	UN	2000000029	8/27/2012	3,681.25
88106000	CAP Move-CCNC	UN	2000000029	8/27/2012	3,681.25
88106000	CAP Move-CCNC	UN	2000000029	8/27/2012	3,681.25
88106000	CAP Move-CCNC	UN	2000000029	8/27/2012	663.33
88106000	CAP Move-CCNC	UN	2000000029	8/27/2012	5,908.01
88106000	CAP Move-CCNC	UN	2000000029	8/27/2012	27.19
88106000	CAP Move-CCNC	UN	2000000029	8/27/2012	141.45
88106000	CAP Move-CCNC	UN	2000000029	8/27/2012	233.37
88106000	CAP Move-CCNC	UN	2000000029	8/27/2012	6,540.68
88106000	CAP Move-CCNC	UN	2000000029	8/27/2012	6,540.68
88106000	CAP Move-CCNC	UN	2000000029	8/27/2012	6,540.68
88106000	CAP Move-CCNC	UN	2000000029	8/27/2012	3,128.84
88106000	CAP Move-CCNC	UN	2000000029	8/27/2012	3,128.83
88106000	CAP Move-CCNC	UN	2000000029	8/27/2012	3,128.83
88106000	CAP Move-CCNC	UN	2000000029	8/27/2012	6,159.08
88106000	CAP Move-CCNC	UN	2000000029	8/27/2012	5,391.86
88106000	CAP Move-CCNC	UN	2000000029	8/27/2012	4,894.67
88106000	CAP Move-CCNC	UN	2000000029	8/27/2012	4,894.68
88106000	CAP Move-CCNC	UN	2000000029	8/27/2012	4,894.68
88107000	CAP Move-CWIP	UN	2000000029	8/27/2012	(46,493.08)
88107000	CAP Move-CWIP	UN	2000000029	8/27/2012	(17,866.61)
88107000	CAP Move-CWIP	UN	2000000029	8/27/2012	(439.73)

## Kentucky American Water Company

Case No. 2012-00520

Response to PSC DR1, Item 31

Account	Description	Doc Type	Document Number	Posting Date	Amount
88107000	CAP Move-CWIP	UN	2000000029	8/27/2012	(1,693.79)
88107000	CAP Move-CWIP	UN	2000000029	8/27/2012	(9,369.94)
88107000	CAP Move-CWIP	UN	2000000029	8/27/2012	0.02
88107000	CAP Move-CWIP	UN	2000000029	8/27/2012	(10,589.32)
88107000	CAP Move-CWIP	UN	2000000029	8/27/2012	29,000.00
88107000	CAP Move-CWIP	UN	2000000029	8/27/2012	(1,240.18)
88107000	CAP Move-CWIP	UN	2000000029	8/27/2012	(7,875.98)
88107000	CAP Move-CWIP	UN	2000000029	8/27/2012	(8,976.44)
88107000	CAP Move-CWIP	UN	2000000029	8/27/2012	(6,858.52)
88107000	CAP Move-CWIP	UN	2000000029	8/27/2012	(404.00)
88107000	CAP Move-CWIP	UN	2000000029	8/27/2012	733.73
88107000	CAP Move-CWIP	UN	2000000029	8/27/2012	(5,307.92)
88107000	CAP Move-CWIP	UN	2000000029	8/27/2012	(33,913.22)
88107000	CAP Move-CWIP	UN	2000000029	8/27/2012	(1,241.62)
88107000	CAP Move-CWIP	UN	2000000029	8/27/2012	(3,616.65)
88107000	CAP Move-CWIP	UN	2000000029	8/27/2012	(5,490.19)
88107000	CAP Move-CWIP	UN	2000000029	8/27/2012	(21,410.66)
88107000	CAP Move-CWIP	UN	2000000029	8/27/2012	(21,410.90)
88107000	CAP Move-CWIP	UN	2000000029	8/27/2012	(21,410.66)
88107000	CAP Move-CWIP	UN	2000000029	8/27/2012	(6,093.14)
88107000	CAP Move-CWIP	UN	2000000029	8/27/2012	(6,093.14)
88107000	CAP Move-CWIP	UN	2000000029	8/27/2012	(6,093.14)
88107000	CAP Move-CWIP	UN	2000000029	8/27/2012	(43,483.37)
88107000	CAP Move-CWIP	UN	2000000029	8/27/2012	(17,811.47)
88107000	CAP Move-CWIP	UN	2000000029	8/27/2012	(18,038.39)
88107000	CAP Move-CWIP	UN	2000000029	8/27/2012	(15,536.14)
88107000	CAP Move-CWIP	UN	2000000029	8/27/2012	(50,132.24)
88107000	CAP Move-CWIP	UN	2000000029	8/27/2012	(48,440.03)
88107000	CAP Move-CWIP	UN	2000000029	8/27/2012	(3,707.43)
88107000	CAP Move-CWIP	UN	2000000029	8/27/2012	(2,853.11)
88107000	CAP Move-CWIP	UN	2000000029	8/27/2012	(5,280.22)
88107000	CAP Move-CWIP	UN	2000000029	8/27/2012	(85,295.75)
88107000	CAP Move-CWIP	UN	2000000029	8/27/2012	(1,668.26)
88107000	CAP Move-CWIP	UN	2000000029	8/27/2012	(46,940.74)
88107000	CAP Move-CWIP	UN	2000000029	8/27/2012	(10,856.14)
88107000	CAP Move-CWIP	UN	2000000029	8/27/2012	(1,673.19)
88107000	CAP Move-CWIP	UN	2000000029	8/27/2012	(1,977.95)
88107000	CAP Move-CWIP	UN	2000000029	8/27/2012	(5,936.27)
88107000	CAP Move-CWIP	UN	2000000029	8/27/2012	(9,586.85)
88107000	CAP Move-CWIP	UN	2000000029	8/27/2012	(6,757.19)
88107000	CAP Move-CWIP	UN	2000000029	8/27/2012	(8,247.10)
88107000	CAP Move-CWIP	UN	2000000029	8/27/2012	(10,026.49)
88107000	CAP Move-CWIP	UN	2000000029	8/27/2012	(3,633.62)
88107000	CAP Move-CWIP	UN	2000000029	8/27/2012	(31.11)
88107000	CAP Move-CWIP	UN	2000000029	8/27/2012	(8,445.04)
88107000	CAP Move-CWIP	UN	2000000029	8/27/2012	(1,839.79)
88107000	CAP Move-CWIP	UN	2000000029	8/27/2012	(12,834.01)
88107000	CAP Move-CWIP	UN	2000000029	8/27/2012	(14,048.90)
88107000	CAP Move-CWIP	UN	2000000029	8/27/2012	(4,178.20)
88107000	CAP Move-CWIP	UN	2000000029	8/27/2012	(10,026.36)
88107000	CAP Move-CWIP	UN	2000000029	8/27/2012	(10,398.39)
88107000	CAP Move-CWIP	UN	2000000029	8/27/2012	(10,366.04)
88107000	CAP Move-CWIP	UN	2000000029	8/27/2012	(65,662.33)

## Kentucky American Water Company

Case No. 2012-00520

Response to PSC DR1, Item 31

Account	Description	Doc Type	Document Number	Posting Date	Amount
88107000	CAP Move-CWIP	UN	200000029	8/27/2012	(31,104.75)
88107000	CAP Move-CWIP	UN	200000029	8/27/2012	(50,299.56)
88107000	CAP Move-CWIP	UN	200000029	8/27/2012	(13,154.48)
88107000	CAP Move-CWIP	UN	200000029	8/27/2012	(19,604.91)
88107000	CAP Move-CWIP	UN	200000029	8/27/2012	(19,029.46)
88107000	CAP Move-CWIP	UN	200000029	8/27/2012	(15,443.66)
88107000	CAP Move-CWIP	UN	200000029	8/27/2012	(17,497.93)
88107000	CAP Move-CWIP	UN	200000029	8/27/2012	(16,615.38)
88107000	CAP Move-CWIP	UN	200000029	8/27/2012	(11,711.91)
88107000	CAP Move-CWIP	UN	200000029	8/27/2012	(10,686.21)
88107000	CAP Move-CWIP	UN	200000029	8/27/2012	(11,489.29)
88107000	CAP Move-CWIP	UN	200000029	8/27/2012	(62,280.78)
88107000	CAP Move-CWIP	UN	200000029	8/27/2012	(61,044.64)
88107000	CAP Move-CWIP	UN	200000029	8/27/2012	(61,108.50)
88107000	CAP Move-CWIP	UN	200000029	8/27/2012	(4.53)
88107000	CAP Move-CWIP	UN	200000029	8/27/2012	(1,686.42)
88107000	CAP Move-CWIP	UN	200000029	8/27/2012	(61,995.80)
88107000	CAP Move-CWIP	UN	200000029	8/27/2012	(12,005.34)
88107000	CAP Move-CWIP	UN	200000029	8/27/2012	(11,896.68)
88107000	CAP Move-CWIP	UN	200000029	8/27/2012	(80,532.74)
88107000	CAP Move-CWIP	UN	200000029	8/27/2012	(13,272.54)
88107000	CAP Move-CWIP	UN	200000029	8/27/2012	(1,731.68)
88107000	CAP Move-CWIP	UN	200000029	8/27/2012	(613.85)
88107000	CAP Move-CWIP	UN	200000029	8/27/2012	(634.58)
88107000	CAP Move-CWIP	UN	200000029	8/27/2012	(650.31)
88107000	CAP Move-CWIP	UN	200000029	8/27/2012	(3,681.25)
88107000	CAP Move-CWIP	UN	200000029	8/27/2012	(3,681.25)
88107000	CAP Move-CWIP	UN	200000029	8/27/2012	(3,681.25)
88107000	CAP Move-CWIP	UN	200000029	8/27/2012	(663.33)
88107000	CAP Move-CWIP	UN	200000029	8/27/2012	(5,908.01)
88107000	CAP Move-CWIP	UN	200000029	8/27/2012	(27.19)
88107000	CAP Move-CWIP	UN	200000029	8/27/2012	(141.45)
88107000	CAP Move-CWIP	UN	200000029	8/27/2012	(233.37)
88107000	CAP Move-CWIP	UN	200000029	8/27/2012	(6,540.68)
88107000	CAP Move-CWIP	UN	200000029	8/27/2012	(6,540.68)
88107000	CAP Move-CWIP	UN	200000029	8/27/2012	(6,540.68)
88107000	CAP Move-CWIP	UN	200000029	8/27/2012	(3,128.84)
88107000	CAP Move-CWIP	UN	200000029	8/27/2012	(3,128.83)
88107000	CAP Move-CWIP	UN	200000029	8/27/2012	(3,128.83)
88107000	CAP Move-CWIP	UN	200000029	8/27/2012	(6,159.08)
88107000	CAP Move-CWIP	UN	200000029	8/27/2012	(5,391.86)
88107000	CAP Move-CWIP	UN	200000029	8/27/2012	(4,894.67)
88107000	CAP Move-CWIP	UN	200000029	8/27/2012	(4,894.68)
88107000	CAP Move-CWIP	UN	200000029	8/27/2012	(4,894.68)
40111000	Res Sales Billed	ZA	9400000341	8/28/2012	14.95
40111000	Res Sales Billed	ZA	9400000341	8/28/2012	(201,467.36)
40121000	Com Sales Billed	ZA	9400000341	8/28/2012	(12,462.13)
40145000	Priv Fire Billed	ZA	9400000341	8/28/2012	(554.58)
40151000	Publ Auth Billed	ZA	9400000341	8/28/2012	(3,010.64)
40211000	Dom WW Svc Billed	ZA	9400000341	8/28/2012	(176.06)
40211000	Dom WW Svc Billed	ZA	9400000341	8/28/2012	(38.83)
40211000	Dom WW Svc Billed	ZA	9400000341	8/28/2012	(4.08)
40310400	OthRev-NSF Ck Chrg	ZA	9400000341	8/28/2012	(36.00)

## Kentucky American Water Company

Case No. 2012-00520

Response to PSC DR1, Item 31

Account	Description	Doc Type	Document Number	Posting Date	Amount
40310500	OthRev-Appl/InitFee	ZA	9400000341	8/28/2012	26.00
40310500	OthRev-Appl/InitFee	ZA	9400000341	8/28/2012	(2,236.00)
40310700	OthRev-Reconnct Fee	ZA	9400000341	8/28/2012	(364.00)
51010000	Purchased Water	KR	5000000781	8/28/2012	12,049.39
51010000	Purchased Water	KR	5000000782	8/28/2012	9.33
51510000	Purchased Power	ZN	5000000789	8/28/2012	21.32
52000000	M&S Expense (O&M)	UZ	2000000032	8/28/2012	(31.30)
52000000	M&S Expense (O&M)	UZ	2000000032	8/28/2012	(5,635.88)
52000000	M&S Expense (O&M)	UZ	2000000032	8/28/2012	(201.02)
52500000	Misc Expense (O&M)	WE	5000000794	8/28/2012	652.28
52500000	Misc Expense (O&M)	WE	5000000794	8/28/2012	824.68
52500000	Misc Expense (O&M)	WE	5000000794	8/28/2012	824.68
52500000	Misc Expense (O&M)	KR	5000000795	8/28/2012	834.75
52500000	Misc Expense (O&M)	WE	5000000801	8/28/2012	167.43
52532000	Electricity	ZN	5000000789	8/28/2012	45.48
52532000	Electricity	ZN	5000000789	8/28/2012	26.80
52532000	Electricity	ZN	5000000789	8/28/2012	53.68
52532000	Electricity	ZN	5000000789	8/28/2012	32.31
52532000	Electricity	ZN	5000000789	8/28/2012	20.80
52532000	Electricity	ZN	5000000789	8/28/2012	77.46
53150000	Contr Svc-Other	KR	5000000780	8/28/2012	1,060.00
57010000	Uncoll Accts Exp	ZA	9400000341	8/28/2012	(217.07)
68011000	Depr -UPIS General	UD	2000000042	8/28/2012	886,574.02
68011000	Depr -UPIS General	UD	2000000042	8/28/2012	139.89
68011000	Depr -UPIS General	UD	2000000042	8/28/2012	27,225.99
68011000	Depr -UPIS General	UD	2000000042	8/28/2012	3,604.89
68011000	Depr -UPIS General	UD	2000000042	8/28/2012	7,378.30
68012000	Depr -Amort CIAC Tx	UD	2000000042	8/28/2012	(45.12)
68012000	Depr -Amort CIAC Tx	UD	2000000042	8/28/2012	(23,173.87)
68012500	Depr-Amort CIAC Nntx	UD	2000000042	8/28/2012	(86,533.90)
68012500	Depr-Amort CIAC Nntx	UD	2000000042	8/28/2012	(2,160.72)
68012500	Depr-Amort CIAC Nntx	UD	2000000042	8/28/2012	(10,923.51)
68012500	Depr-Amort CIAC Nntx	UD	2000000042	8/28/2012	30.80
68311000	Rem Costs-ARO/NNS	UD	2000000042	8/28/2012	163,990.47
68311000	Rem Costs-ARO/NNS	UD	2000000042	8/28/2012	4,816.88
72801100	Adv Rcpt Non-Srv Clr	DR	4000000238	8/28/2012	(29,182.00)
72802100	CIAC Rcpt Non-SrvClr	DR	4000000233	8/28/2012	(26,528.00)
72802100	CIAC Rcpt Non-SrvClr	DR	4000000236	8/28/2012	(16,896.00)
88101000	CAP Move-UP	UP	2000000040	8/28/2012	17,047.19
88101000	CAP Move-UP	UP	2000000040	8/28/2012	22,729.62
88101000	CAP Move-UP	UP	2000000040	8/28/2012	17,047.22
88101000	CAP Move-UP	UP	2000000040	8/28/2012	3,528.39
88101000	CAP Move-UP	UP	2000000040	8/28/2012	67,039.52
88101000	CAP Move-UP	UP	2000000040	8/28/2012	6,369.07
88101000	CAP Move-UP	UP	2000000040	8/28/2012	40,387.32
88101000	CAP Move-UP	UP	2000000040	8/28/2012	4,600.76
88101000	CAP Move-UP	UP	2000000040	8/28/2012	293.41
88101000	CAP Move-UP	UP	2000000040	8/28/2012	745.41
88101000	CAP Move-UP	UP	2000000040	8/28/2012	343.16
88101000	CAP Move-UP	UP	2000000040	8/28/2012	870.69
88101000	CAP Move-UP	UP	2000000040	8/28/2012	38.83
88101000	CAP Move-UP	UP	2000000040	8/28/2012	611,617.30
88101000	CAP Move-UP	UP	2000000040	8/28/2012	1,020.10

## Kentucky American Water Company

Case No. 2012-00520

Response to PSC DR1, Item 31

Account	Description	Doc Type	Document Number	Posting Date	Amount
88101000	CAP Move-UP	UP	2000000040	8/28/2012	317.54
88101000	CAP Move-UP	UP	2000000040	8/28/2012	6,121.04
88101000	CAP Move-UP	UP	2000000040	8/28/2012	3,004.61
88101000	CAP Move-UP	UP	2000000040	8/28/2012	64,987.23
88101000	CAP Move-UP	UP	2000000040	8/28/2012	4,840.85
88101000	CAP Move-UP	UP	2000000040	8/28/2012	66.12
88101000	CAP Move-UP	UP	2000000040	8/28/2012	2,384.70
88101000	CAP Move-UP	UP	2000000040	8/28/2012	91.74
88101000	CAP Move-UP	UP	2000000040	8/28/2012	6.40
88101000	CAP Move-UP	UP	2000000040	8/28/2012	5,096.96
88101000	CAP Move-UP	UP	2000000040	8/28/2012	3,150.33
88106000	CAP Move-CCNC	UP	2000000040	8/28/2012	(22,729.63)
88106000	CAP Move-CCNC	UP	2000000040	8/28/2012	(17,047.22)
88106000	CAP Move-CCNC	UP	2000000040	8/28/2012	(17,047.18)
88106000	CAP Move-CCNC	UP	2000000040	8/28/2012	(3,336.35)
88106000	CAP Move-CCNC	UP	2000000040	8/28/2012	(67,231.56)
88106000	CAP Move-CCNC	UP	2000000040	8/28/2012	(9,544.71)
88106000	CAP Move-CCNC	UP	2000000040	8/28/2012	3,175.64
88106000	CAP Move-CCNC	UN	2000000034	8/28/2012	264.22
88106000	CAP Move-CCNC	UN	2000000034	8/28/2012	594.45
88106000	CAP Move-CCNC	UN	2000000034	8/28/2012	462.35
88106000	CAP Move-CCNC	UN	2000000034	8/28/2012	46.27
88106000	CAP Move-CCNC	UP	2000000040	8/28/2012	(25,229.71)
88106000	CAP Move-CCNC	UP	2000000040	8/28/2012	(2,063.28)
88106000	CAP Move-CCNC	UP	2000000040	8/28/2012	(2,067.46)
88106000	CAP Move-CCNC	UP	2000000040	8/28/2012	1,320.73
88106000	CAP Move-CCNC	UP	2000000040	8/28/2012	(5,921.49)
88106000	CAP Move-CCNC	UP	2000000040	8/28/2012	(293.41)
88106000	CAP Move-CCNC	UP	2000000040	8/28/2012	(745.41)
88106000	CAP Move-CCNC	UP	2000000040	8/28/2012	(973.15)
88106000	CAP Move-CCNC	UP	2000000040	8/28/2012	(973.15)
88106000	CAP Move-CCNC	UP	2000000040	8/28/2012	(973.59)
88106000	CAP Move-CCNC	UP	2000000040	8/28/2012	(2,531.23)
88106000	CAP Move-CCNC	UP	2000000040	8/28/2012	(455,086.76)
88106000	CAP Move-CCNC	UP	2000000040	8/28/2012	(144,947.13)
88106000	CAP Move-CCNC	UP	2000000040	8/28/2012	(317.54)
88106000	CAP Move-CCNC	UP	2000000040	8/28/2012	(6,121.04)
88106000	CAP Move-CCNC	UP	2000000040	8/28/2012	(3,004.61)
88106000	CAP Move-CCNC	UP	2000000040	8/28/2012	(66,400.00)
88106000	CAP Move-CCNC	UP	2000000040	8/28/2012	(1,824.26)
88106000	CAP Move-CCNC	UP	2000000040	8/28/2012	(912.11)
88106000	CAP Move-CCNC	UP	2000000040	8/28/2012	(181.96)
88106000	CAP Move-CCNC	UP	2000000040	8/28/2012	(363.94)
88106000	CAP Move-CCNC	UP	2000000040	8/28/2012	(181.97)
88106000	CAP Move-CCNC	UP	2000000040	8/28/2012	(202.28)
88106000	CAP Move-CCNC	UP	2000000040	8/28/2012	(202.25)
88106000	CAP Move-CCNC	UP	2000000040	8/28/2012	(101.14)
88106000	CAP Move-CCNC	UN	2000000034	8/28/2012	646.48
88106000	CAP Move-CCNC	UP	2000000040	8/28/2012	(5,096.96)
88106000	CAP Move-CCNC	UP	2000000040	8/28/2012	(3,150.33)
88107000	CAP Move-CWIP	UZ	2000000033	8/28/2012	31.30
88107000	CAP Move-CWIP	UP	2000000040	8/28/2012	56,824.03
88107000	CAP Move-CWIP	UP	2000000040	8/28/2012	(56,824.03)

## Kentucky American Water Company

Case No. 2012-00520

Response to PSC DR1, Item 31

Account	Description	Doc Type	Document Number	Posting Date	Amount
88107000	CAP Move-CWIP	UP	2000000040	8/28/2012	(70,567.91)
88107000	CAP Move-CWIP	UP	2000000040	8/28/2012	70,567.91
88107000	CAP Move-CWIP	UP	2000000040	8/28/2012	(9,544.71)
88107000	CAP Move-CWIP	UP	2000000040	8/28/2012	9,544.71
88107000	CAP Move-CWIP	UN	2000000034	8/28/2012	(1,321.02)
88107000	CAP Move-CWIP	UN	2000000034	8/28/2012	(46.27)
88107000	CAP Move-CWIP	UZ	2000000033	8/28/2012	5,635.88
88107000	CAP Move-CWIP	UZ	2000000033	8/28/2012	201.02
88107000	CAP Move-CWIP	UP	2000000040	8/28/2012	29,360.45
88107000	CAP Move-CWIP	UP	2000000040	8/28/2012	(40,387.32)
88107000	CAP Move-CWIP	UP	2000000040	8/28/2012	5,921.49
88107000	CAP Move-CWIP	UP	2000000040	8/28/2012	(5,921.49)
88107000	CAP Move-CWIP	UP	2000000040	8/28/2012	293.41
88107000	CAP Move-CWIP	UP	2000000040	8/28/2012	(293.41)
88107000	CAP Move-CWIP	UP	2000000040	8/28/2012	(745.41)
88107000	CAP Move-CWIP	UP	2000000040	8/28/2012	745.41
88107000	CAP Move-CWIP	UP	2000000040	8/28/2012	2,919.89
88107000	CAP Move-CWIP	UP	2000000040	8/28/2012	(343.16)
88107000	CAP Move-CWIP	UP	2000000040	8/28/2012	(909.52)
88107000	CAP Move-CWIP	UP	2000000040	8/28/2012	2,531.23
88107000	CAP Move-CWIP	UP	2000000040	8/28/2012	(612,637.40)
88107000	CAP Move-CWIP	UP	2000000040	8/28/2012	600,033.89
88107000	CAP Move-CWIP	UP	2000000040	8/28/2012	317.54
88107000	CAP Move-CWIP	UP	2000000040	8/28/2012	(317.54)
88107000	CAP Move-CWIP	UP	2000000040	8/28/2012	6,121.04
88107000	CAP Move-CWIP	UP	2000000040	8/28/2012	(6,121.04)
88107000	CAP Move-CWIP	UP	2000000040	8/28/2012	3,004.61
88107000	CAP Move-CWIP	UP	2000000040	8/28/2012	(3,004.61)
88107000	CAP Move-CWIP	UP	2000000040	8/28/2012	66,400.00
88107000	CAP Move-CWIP	UP	2000000040	8/28/2012	(64,987.23)
88107000	CAP Move-CWIP	UP	2000000040	8/28/2012	2,736.37
88107000	CAP Move-CWIP	UP	2000000040	8/28/2012	(4,840.85)
88107000	CAP Move-CWIP	UP	2000000040	8/28/2012	(2,450.82)
88107000	CAP Move-CWIP	UP	2000000040	8/28/2012	727.87
88107000	CAP Move-CWIP	UP	2000000040	8/28/2012	(98.14)
88107000	CAP Move-CWIP	UP	2000000040	8/28/2012	505.67
88107000	CAP Move-CWIP	UN	2000000034	8/28/2012	(646.48)
88107000	CAP Move-CWIP	UP	2000000040	8/28/2012	(5,096.96)
88107000	CAP Move-CWIP	UP	2000000040	8/28/2012	5,096.96
88107000	CAP Move-CWIP	UP	2000000040	8/28/2012	(3,150.33)
88107000	CAP Move-CWIP	UP	2000000040	8/28/2012	3,150.33
88108020	CAP Move-UP A/D Salv	US	2000000041	8/28/2012	(6,932.20)
88257000	CAP Move-COR	UC	2000000039	8/28/2012	3,022.27
88257000	CAP Move-COR	UC	2000000039	8/28/2012	199.68
88257000	CAP Move-COR	UC	2000000039	8/28/2012	34.09
88257000	CAP Move-COR	UC	2000000039	8/28/2012	33.65
88257000	CAP Move-COR	UC	2000000039	8/28/2012	356.97
88257000	CAP Move-COR	UC	2000000039	8/28/2012	23,392.95
88257000	CAP Move-COR	UC	2000000039	8/28/2012	162.39
88257100	CAP Move-RWIP	UC	2000000039	8/28/2012	(3,022.27)
88257100	CAP Move-RWIP	UC	2000000039	8/28/2012	(199.68)
88257100	CAP Move-RWIP	UC	2000000039	8/28/2012	(34.09)
88257100	CAP Move-RWIP	UC	2000000039	8/28/2012	(33.65)

## Kentucky American Water Company

Case No. 2012-00520

Response to PSC DR1, Item 31

Account	Description	Doc Type	Document Number	Posting Date	Amount
88257100	CAP Move-RWIP	UC	2000000039	8/28/2012	(356.97)
88257100	CAP Move-RWIP	UC	2000000039	8/28/2012	(23,392.95)
88257100	CAP Move-RWIP	US	2000000041	8/28/2012	6,932.20
88257100	CAP Move-RWIP	UC	2000000039	8/28/2012	(162.39)
88271100	CAP Move-CIAC NT	UP	2000000040	8/28/2012	(8,024.57)
88271100	CAP Move-CIAC NT	UP	2000000040	8/28/2012	8,024.57
88271170	CAP Move-CIAC NT WIP	UP	2000000040	8/28/2012	(8,024.57)
88271170	CAP Move-CIAC NT WIP	UP	2000000040	8/28/2012	8,024.57
88900000	CAP Move-Settlement	UZ	2000000033	8/28/2012	(31.30)
88900000	CAP Move-Settlement	UZ	2000000033	8/28/2012	(5,635.88)
88900000	CAP Move-Settlement	UZ	2000000033	8/28/2012	(201.02)
40111000	Res Sales Billed	ZA	9400000342	8/29/2012	151.02
40111000	Res Sales Billed	ZA	9400000342	8/29/2012	23.85
40111000	Res Sales Billed	ZA	9400000342	8/29/2012	(236,809.60)
40121000	Com Sales Billed	ZA	9400000342	8/29/2012	(104,731.02)
40145000	Priv Fire Billed	ZA	9400000342	8/29/2012	(5,894.01)
40151000	Publ Auth Billed	ZA	9400000342	8/29/2012	(23,382.21)
40211000	Dom WW Svc Billed	ZA	9400000342	8/29/2012	397.41
40310400	OthRev-NSF Ck Chrg	ZA	9400000342	8/29/2012	(132.00)
40310500	OthRev-Appl/InitFee	ZA	9400000342	8/29/2012	(26.00)
40310500	OthRev-Appl/InitFee	ZA	9400000342	8/29/2012	(11,570.00)
40310700	OthRev-Reconnct Fee	ZA	9400000342	8/29/2012	(468.00)
50101600	Labor Oper AG	SA	100000882	8/29/2012	(167,667.00)
50171000	Annual Incent Plan	SA	100000890	8/29/2012	19,331.37
50171000	Annual Incent Plan	SA	100000891	8/29/2012	19,331.37
50171000	Annual Incent Plan	CF	9300000478	8/29/2012	19,331.37
50171000	Annual Incent Plan	CF	9300000478	8/29/2012	(19,331.37)
50171000	Annual Incent Plan	SA	100000878	8/29/2012	(19,331.37)
50421000	401k Expense	SA	100000881	8/29/2012	(3,911.00)
50422000	DCP Expense	SA	100000879	8/29/2012	(4,718.00)
50451000	Employee Awards	KR	5000000833	8/29/2012	89.17
51800000	Chemicals	WA	5000000825	8/29/2012	3,065.08
51800000	Chemicals	WA	5000000825	8/29/2012	2,046.86
51800000	Chemicals	WA	5000000825	8/29/2012	6,290.83
51800000	Chemicals	WA	5000000825	8/29/2012	3,987.22
51800000	Chemicals	WA	5000000825	8/29/2012	18,681.73
51800000	Chemicals	WA	5000000825	8/29/2012	3,459.20
51800000	Chemicals	WA	5000000825	8/29/2012	160.17
51800000	Chemicals	WA	5000000825	8/29/2012	1,049.98
51800000	Chemicals	WA	5000000825	8/29/2012	1,332.76
51800000	Chemicals	WA	5000000831	8/29/2012	14,785.20
51800000	Chemicals	WA	5000000831	8/29/2012	3,608.24
51800000	Chemicals	WA	5000000831	8/29/2012	11,216.32
51800000	Chemicals	WA	5000000831	8/29/2012	13,400.23
51800000	Chemicals	WA	5000000831	8/29/2012	8,104.54
51800000	Chemicals	WA	5000000831	8/29/2012	24,966.65
51800000	Chemicals	WA	5000000831	8/29/2012	5,031.68
51800000	Chemicals	WA	5000000831	8/29/2012	427.11
51800000	Chemicals	WA	5000000831	8/29/2012	4,042.00
51800000	Chemicals	WA	5000000831	8/29/2012	6,723.60
51800000	Chemicals	WA	5000000832	8/29/2012	140.50
51800000	Chemicals	WA	5000000832	8/29/2012	267.00
52000000	M&S Expense (O&M)	WA	5000000821	8/29/2012	1,062.51



Kentucky American Water Company  
Case No. 2012-00520  
Response to PSC DR1, Item 31

Account	Description	Doc Type	Document Number	Posting Date	Amount
52000000	M&S Expense (O&M)	KR	500000822	8/29/2012	93.69
52000000	M&S Expense (O&M)	WA	500000842	8/29/2012	(121.86)
52000000	M&S Expense (O&M)	WA	500000842	8/29/2012	(531.25)
52000000	M&S Expense (O&M)	WA	500000842	8/29/2012	(71.32)
52000000	M&S Expense (O&M)	WA	500000843	8/29/2012	172.28
52000000	M&S Expense (O&M)	WA	500000843	8/29/2012	3,984.40
52000000	M&S Expense (O&M)	WA	500000843	8/29/2012	4,714.72
52000000	M&S Expense (O&M)	WA	500000843	8/29/2012	64.69
52000000	M&S Expense (O&M)	WA	500000844	8/29/2012	85.95
52000000	M&S Expense (O&M)	WA	500000845	8/29/2012	256.95
52000000	M&S Expense (O&M)	WA	500000845	8/29/2012	81.33
52000000	M&S Expense (O&M)	WA	500000845	8/29/2012	182.69
52000000	M&S Expense (O&M)	WA	500000845	8/29/2012	148.42
52000000	M&S Expense (O&M)	WA	500000846	8/29/2012	71.32
52000000	M&S Expense (O&M)	WA	500000846	8/29/2012	60.93
52000000	M&S Expense (O&M)	WA	500000847	8/29/2012	320.45
52000000	M&S Expense (O&M)	WA	500000847	8/29/2012	542.37
52000000	M&S Expense (O&M)	WA	500000847	8/29/2012	325.32
52000000	M&S Expense (O&M)	WA	500000847	8/29/2012	201.22
52000000	M&S Expense (O&M)	WA	500000847	8/29/2012	370.64
52000000	M&S Expense (O&M)	WA	500000847	8/29/2012	1,136.67
52000000	M&S Expense (O&M)	WA	500000848	8/29/2012	86.77
52000000	M&S Expense (O&M)	WA	500000848	8/29/2012	91.35
52000000	M&S Expense (O&M)	WA	500000848	8/29/2012	148.42
52000000	M&S Expense (O&M)	WA	500000848	8/29/2012	837.55
52000000	M&S Expense (O&M)	WA	500000848	8/29/2012	195.58
52000000	M&S Expense (O&M)	WA	500000848	8/29/2012	513.90
52000000	M&S Expense (O&M)	WA	500000848	8/29/2012	162.66
52000000	M&S Expense (O&M)	WA	500000848	8/29/2012	76.15
52000000	M&S Expense (O&M)	WA	500000848	8/29/2012	158.29
52000000	M&S Expense (O&M)	WA	500000849	8/29/2012	57.43
52000000	M&S Expense (O&M)	WA	500000849	8/29/2012	71.71
52000000	M&S Expense (O&M)	WA	500000849	8/29/2012	85.95
52000000	M&S Expense (O&M)	WA	500000849	8/29/2012	58.78
52000000	M&S Expense (O&M)	WA	500000850	8/29/2012	(118.05)
52000000	M&S Expense (O&M)	WA	500000850	8/29/2012	(689.00)
52000000	M&S Expense (O&M)	WA	500000850	8/29/2012	(3,571.20)
52000000	M&S Expense (O&M)	WA	500000850	8/29/2012	(213.97)
52000000	M&S Expense (O&M)	WA	500000850	8/29/2012	(60.93)
52500000	Misc Expense (O&M)	WE	500000813	8/29/2012	190.32
52500000	Misc Expense (O&M)	WE	500000828	8/29/2012	1,624.50
52500000	Misc Expense (O&M)	WE	500000828	8/29/2012	1,462.88
52500000	Misc Expense (O&M)	WE	500000828	8/29/2012	284.36
52500000	Misc Expense (O&M)	WE	500000828	8/29/2012	256.14
52500000	Misc Expense (O&M)	KR	500000834	8/29/2012	243.46
52500000	Misc Expense (O&M)	KR	500000837	8/29/2012	574.64
52500000	Misc Expense (O&M)	KR	500000838	8/29/2012	82.62
52500000	Misc Expense (O&M)	KR	500000838	8/29/2012	71.47
52500000	Misc Expense (O&M)	KR	500000838	8/29/2012	72.50
52500000	Misc Expense (O&M)	UZ	2000000043	8/29/2012	(1,476.96)
52500000	Misc Expense (O&M)	UZ	2000000043	8/29/2012	(2,439.74)
52500000	Misc Expense (O&M)	UZ	2000000043	8/29/2012	(824.68)
52500000	Misc Expense (O&M)	UZ	2000000043	8/29/2012	4,879.48

## Kentucky American Water Company

Case No. 2012-00520

Response to PSC DR1, Item 31

Account	Description	Doc Type	Document Number	Posting Date	Amount
52514904	Cust Edu Comm-Consvr	KR	5000000829	8/29/2012	304.01
52514905	Cust Edu Comm-Printd	KR	5000000841	8/29/2012	109.18
52515001	Commun Relations-S	KR	5000000840	8/29/2012	2,090.85
52532000	Electricity	ZN	5000000812	8/29/2012	35.47
52532000	Electricity	ZN	5000000812	8/29/2012	45.08
52532000	Electricity	ZN	5000000812	8/29/2012	22.61
52532000	Electricity	ZN	5000000812	8/29/2012	43.75
52548100	Hiring Costs	KR	5000000827	8/29/2012	132.18
53150000	Contr Svc-Other	WE	5000000885	8/29/2012	(9,500.00)
53150000	Contr Svc-Other	WE	5000000889	8/29/2012	1.00
53150000	Contr Svc-Other	WE	5000000931	8/29/2012	(1.00)
53150000	Contr Svc-Other	WE	5000000936	8/29/2012	9,500.00
53150000	Contr Svc-Other	WE	5000000938	8/29/2012	(9,500.00)
53150000	Contr Svc-Other	WE	5000000939	8/29/2012	9,450.00
53150000	Contr Svc-Other	KR	5000000823	8/29/2012	1,062.68
53150000	Contr Svc-Other	WE	5000000824	8/29/2012	9,500.00
53150000	Contr Svc-Other	WE	5000000853	8/29/2012	(9,500.00)
53150000	Contr Svc-Other	WE	5000000854	8/29/2012	9,500.00
54140000	Rents-Equip	KR	5000000815	8/29/2012	539.13
54140000	Rents-Equip	KR	5000000817	8/29/2012	422.86
54140000	Rents-Equip	KR	5000000817	8/29/2012	383.65
54140000	Rents-Equip	KR	5000000817	8/29/2012	199.13
54140000	Rents-Equip	KR	5000000817	8/29/2012	199.13
57010000	Uncoll Accts Exp	ZA	9400000342	8/29/2012	23.01
68533000	FICA	SA	100000880	8/29/2012	(23,055.00)
75840000	Lobbying Expenses	KR	5000000839	8/29/2012	5,558.40
88106000	CAP Move-CCNC	UN	2000000045	8/29/2012	31.71
88106000	CAP Move-CCNC	UN	2000000045	8/29/2012	31.72
88106000	CAP Move-CCNC	UN	2000000045	8/29/2012	31.72
88106000	CAP Move-CCNC	UN	2000000045	8/29/2012	2,952.76
88106000	CAP Move-CCNC	UN	2000000045	8/29/2012	(0.02)
88106000	CAP Move-CCNC	UN	2000000045	8/29/2012	(0.02)
88106000	CAP Move-CCNC	UN	2000000045	8/29/2012	(0.02)
88106000	CAP Move-CCNC	UN	2000000045	8/29/2012	(0.02)
88106000	CAP Move-CCNC	UN	2000000045	8/29/2012	(0.02)
88106000	CAP Move-CCNC	UN	2000000045	8/29/2012	(0.02)
88106000	CAP Move-CCNC	UN	2000000045	8/29/2012	(0.02)
88106000	CAP Move-CCNC	UN	2000000045	8/29/2012	744.09
88106000	CAP Move-CCNC	UN	2000000045	8/29/2012	1,606.12
88106000	CAP Move-CCNC	UN	2000000045	8/29/2012	146.21
88106000	CAP Move-CCNC	UN	2000000045	8/29/2012	140.80
88106000	CAP Move-CCNC	UN	2000000045	8/29/2012	887.69
88106000	CAP Move-CCNC	UN	2000000045	8/29/2012	887.71
88106000	CAP Move-CCNC	UN	2000000045	8/29/2012	(84,382.66)
88106000	CAP Move-CCNC	UN	2000000045	8/29/2012	(36,234.97)
88106000	CAP Move-CCNC	UN	2000000045	8/29/2012	424.58
88106000	CAP Move-CCNC	UN	2000000045	8/29/2012	(65,992.69)
88106000	CAP Move-CCNC	UN	2000000045	8/29/2012	6,089.39
88106000	CAP Move-CCNC	UN	2000000045	8/29/2012	822.87
88106000	CAP Move-CCNC	UN	2000000045	8/29/2012	532.36
88106000	CAP Move-CCNC	UN	2000000045	8/29/2012	1,064.72
88106000	CAP Move-CCNC	UN	2000000045	8/29/2012	532.36
88106000	CAP Move-CCNC	UN	2000000045	8/29/2012	532.36

## Kentucky American Water Company

Case No. 2012-00520

Response to PSC DR1, Item 31

Account	Description	Doc Type	Document Number	Posting Date	Amount
88106000	CAP Move-CCNC	UN	2000000045	8/29/2012	(10.24)
88106000	CAP Move-CCNC	UN	2000000045	8/29/2012	(5.36)
88106000	CAP Move-CCNC	UN	2000000045	8/29/2012	12,535.79
88106000	CAP Move-CCNC	UN	2000000045	8/29/2012	1,138.72
88106000	CAP Move-CCNC	UN	2000000045	8/29/2012	520.95
88106000	CAP Move-CCNC	UN	2000000045	8/29/2012	1,755.13
88106000	CAP Move-CCNC	UN	2000000045	8/29/2012	313.51
88106000	CAP Move-CCNC	UN	2000000045	8/29/2012	1,327.55
88106000	CAP Move-CCNC	UN	2000000045	8/29/2012	(1,706.04)
88106000	CAP Move-CCNC	UN	2000000045	8/29/2012	(7,087.01)
88106000	CAP Move-CCNC	UN	2000000045	8/29/2012	(235.76)
88106000	CAP Move-CCNC	UN	2000000045	8/29/2012	48,777.64
88106000	CAP Move-CCNC	UN	2000000045	8/29/2012	1,985.82
88106000	CAP Move-CCNC	UN	2000000045	8/29/2012	(788.72)
88106000	CAP Move-CCNC	UN	2000000045	8/29/2012	(58,517.65)
88106000	CAP Move-CCNC	UN	2000000045	8/29/2012	(82,169.40)
88106000	CAP Move-CCNC	UN	2000000045	8/29/2012	(2,712.90)
88106000	CAP Move-CCNC	UN	2000000045	8/29/2012	(5,036.05)
88106000	CAP Move-CCNC	UN	2000000045	8/29/2012	(5,035.24)
88106000	CAP Move-CCNC	UN	2000000045	8/29/2012	3,328.59
88106000	CAP Move-CCNC	UN	2000000045	8/29/2012	(85,764.99)
88106000	CAP Move-CCNC	UN	2000000045	8/29/2012	(107,978.62)
88106000	CAP Move-CCNC	UN	2000000045	8/29/2012	5,599.14
88106000	CAP Move-CCNC	UN	2000000045	8/29/2012	2,760.58
88106000	CAP Move-CCNC	UN	2000000045	8/29/2012	328.74
88106000	CAP Move-CCNC	UN	2000000045	8/29/2012	7,446.50
88106000	CAP Move-CCNC	UN	2000000045	8/29/2012	(407.53)
88106000	CAP Move-CCNC	UN	2000000045	8/29/2012	54,522.26
88107000	CAP Move-CWIP	UN	2000000045	8/29/2012	(95.15)
88107000	CAP Move-CWIP	UN	2000000045	8/29/2012	(2,952.76)
88107000	CAP Move-CWIP	UN	2000000045	8/29/2012	0.02
88107000	CAP Move-CWIP	UN	2000000045	8/29/2012	0.02
88107000	CAP Move-CWIP	UN	2000000045	8/29/2012	0.02
88107000	CAP Move-CWIP	UN	2000000045	8/29/2012	0.02
88107000	CAP Move-CWIP	UN	2000000045	8/29/2012	0.02
88107000	CAP Move-CWIP	UN	2000000045	8/29/2012	0.02
88107000	CAP Move-CWIP	UN	2000000045	8/29/2012	(2,350.21)
88107000	CAP Move-CWIP	UN	2000000045	8/29/2012	(146.21)
88107000	CAP Move-CWIP	UN	2000000045	8/29/2012	(140.80)
88107000	CAP Move-CWIP	UN	2000000045	8/29/2012	(1,775.40)
88107000	CAP Move-CWIP	UN	2000000045	8/29/2012	84,382.66
88107000	CAP Move-CWIP	UN	2000000045	8/29/2012	36,234.97
88107000	CAP Move-CWIP	UN	2000000045	8/29/2012	(424.58)
88107000	CAP Move-CWIP	UN	2000000045	8/29/2012	65,992.69
88107000	CAP Move-CWIP	UN	2000000045	8/29/2012	(6,912.26)
88107000	CAP Move-CWIP	UN	2000000045	8/29/2012	(2,661.80)
88107000	CAP Move-CWIP	UN	2000000045	8/29/2012	10.24
88107000	CAP Move-CWIP	UN	2000000045	8/29/2012	5.36
88107000	CAP Move-CWIP	UN	2000000045	8/29/2012	(12,535.79)
88107000	CAP Move-CWIP	UN	2000000045	8/29/2012	(1,138.72)
88107000	CAP Move-CWIP	UN	2000000045	8/29/2012	(520.95)
88107000	CAP Move-CWIP	UN	2000000045	8/29/2012	(1,755.13)

## Kentucky American Water Company

Case No. 2012-00520

Response to PSC DR1, Item 31

Account	Description	Doc Type	Document Number	Posting Date	Amount
88107000	CAP Move-CWIP	UN	2000000045	8/29/2012	(313.51)
88107000	CAP Move-CWIP	UN	2000000045	8/29/2012	(1,327.55)
88107000	CAP Move-CWIP	UN	2000000045	8/29/2012	8,793.05
88107000	CAP Move-CWIP	UN	2000000045	8/29/2012	235.76
88107000	CAP Move-CWIP	UN	2000000045	8/29/2012	(48,777.64)
88107000	CAP Move-CWIP	UN	2000000045	8/29/2012	(1,985.82)
88107000	CAP Move-CWIP	UN	2000000045	8/29/2012	788.72
88107000	CAP Move-CWIP	UN	2000000045	8/29/2012	140,687.05
88107000	CAP Move-CWIP	UN	2000000045	8/29/2012	2,712.90
88107000	CAP Move-CWIP	UN	2000000045	8/29/2012	10,071.29
88107000	CAP Move-CWIP	UN	2000000045	8/29/2012	(3,328.59)
88107000	CAP Move-CWIP	UN	2000000045	8/29/2012	85,764.99
88107000	CAP Move-CWIP	UN	2000000045	8/29/2012	107,978.62
88107000	CAP Move-CWIP	UN	2000000045	8/29/2012	(5,599.14)
88107000	CAP Move-CWIP	UN	2000000045	8/29/2012	(2,760.58)
88107000	CAP Move-CWIP	UN	2000000045	8/29/2012	(328.74)
88107000	CAP Move-CWIP	UZ	2000000044	8/29/2012	(4,879.48)
88107000	CAP Move-CWIP	UZ	2000000044	8/29/2012	2,439.74
88107000	CAP Move-CWIP	UZ	2000000044	8/29/2012	824.68
88107000	CAP Move-CWIP	UZ	2000000044	8/29/2012	1,476.96
88107000	CAP Move-CWIP	UN	2000000045	8/29/2012	(7,446.50)
88107000	CAP Move-CWIP	UN	2000000045	8/29/2012	407.53
88107000	CAP Move-CWIP	UN	2000000045	8/29/2012	(54,522.26)
88900000	CAP Move-Settlement	UZ	2000000044	8/29/2012	(1,476.96)
88900000	CAP Move-Settlement	UZ	2000000044	8/29/2012	4,879.48
88900000	CAP Move-Settlement	UZ	2000000044	8/29/2012	(2,439.74)
88900000	CAP Move-Settlement	UZ	2000000044	8/29/2012	(824.68)
40111000	Res Sales Billed	ZA	9400000344	8/30/2012	47.52
40111000	Res Sales Billed	ZA	9400000344	8/30/2012	256.45
40111000	Res Sales Billed	ZA	9400000344	8/30/2012	(242,160.43)
40121000	Com Sales Billed	ZA	9400000344	8/30/2012	(38,374.67)
40145000	Priv Fire Billed	ZA	9400000344	8/30/2012	(2,332.60)
40151000	Publ Auth Billed	ZA	9400000344	8/30/2012	(4,330.70)
40221000	Com WW Svc Billed	ZA	9400000344	8/30/2012	(17.27)
40310400	OthRev-NSF Ck Chrg	ZA	9400000344	8/30/2012	(12.00)
40310400	OthRev-NSF Ck Chrg	ZA	9400000344	8/30/2012	(12.00)
40310400	OthRev-NSF Ck Chrg	ZA	9400000344	8/30/2012	(324.00)
40310500	OthRev-Appl/InitFee	ZA	9400000344	8/30/2012	(52.00)
40310500	OthRev-Appl/InitFee	ZA	9400000344	8/30/2012	(240.00)
40310500	OthRev-Appl/InitFee	ZA	9400000344	8/30/2012	(8,944.00)
40310700	OthRev-Reconnct Fee	ZA	9400000344	8/30/2012	(312.00)
51010000	Purchased Water	KR	5000000898	8/30/2012	809.25
51010000	Purchased Water	KR	5000000899	8/30/2012	724.38
51110000	Waste Disposal	WA	5000000904	8/30/2012	2,178.85
51110000	Waste Disposal	WA	5000000904	8/30/2012	993.45
51110000	Waste Disposal	WA	5000000905	8/30/2012	(993.46)
51110000	Waste Disposal	WA	5000000906	8/30/2012	155.81
51110000	Waste Disposal	WA	5000000911	8/30/2012	62.10
51510000	Purchased Power	ZN	5000000868	8/30/2012	2,940.67
51800000	Chemicals	WA	5000000903	8/30/2012	3,513.99
51800000	Chemicals	WA	5000000903	8/30/2012	5,951.16
51800000	Chemicals	WA	5000000903	8/30/2012	2,311.77
51800000	Chemicals	WA	5000000903	8/30/2012	39,966.38

## Kentucky American Water Company

Case No. 2012-00520

Response to PSC DR1, Item 31

Account	Description	Doc Type	Document Number	Posting Date	Amount
51800000	Chemicals	WA	500000903	8/30/2012	6.30
51800000	Chemicals	WA	500000903	8/30/2012	348.54
51800000	Chemicals	WA	500000903	8/30/2012	10,472.53
51800000	Chemicals	WA	500000903	8/30/2012	30.51
51800000	Chemicals	WA	500000903	8/30/2012	2,836.79
51800000	Chemicals	WA	500000903	8/30/2012	415.91
51800000	Chemicals	WA	500000909	8/30/2012	47.52
51800000	Chemicals	WA	500000909	8/30/2012	90.00
51800000	Chemicals	WA	500000909	8/30/2012	784.53
51800000	Chemicals	WA	500000910	8/30/2012	1,625.44
51800000	Chemicals	WA	500000910	8/30/2012	435.01
51800000	Chemicals	WA	500000910	8/30/2012	5,443.24
51800000	Chemicals	WA	500000910	8/30/2012	477.96
51800000	Chemicals	WA	500000910	8/30/2012	113.75
51800000	Chemicals	WA	500000910	8/30/2012	5,362.91
51800000	Chemicals	WA	500000910	8/30/2012	1,678.55
51800000	Chemicals	WA	500000910	8/30/2012	996.65
51800000	Chemicals	WA	500000912	8/30/2012	(19.76)
52000000	M&S Expense (O&M)	WA	500000880	8/30/2012	89.26
52000000	M&S Expense (O&M)	WA	500000883	8/30/2012	178.52
52000000	M&S Expense (O&M)	WA	500000883	8/30/2012	575.45
52000000	M&S Expense (O&M)	WA	500000884	8/30/2012	40.76
52000000	M&S Expense (O&M)	KR	500000917	8/30/2012	166.16
52000000	M&S Expense (O&M)	KR	500000917	8/30/2012	41.34
52000000	M&S Expense (O&M)	WA	500000923	8/30/2012	1,484.08
52000000	M&S Expense (O&M)	WA	500000924	8/30/2012	(17.96)
52000000	M&S Expense (O&M)	WA	500000924	8/30/2012	(25.49)
52000000	M&S Expense (O&M)	WA	500000924	8/30/2012	(8.75)
52000000	M&S Expense (O&M)	WA	500000924	8/30/2012	(7.52)
52000000	M&S Expense (O&M)	WA	500000924	8/30/2012	(3.86)
52000000	M&S Expense (O&M)	WA	500000925	8/30/2012	(19.12)
52000000	M&S Expense (O&M)	WA	500000925	8/30/2012	(17.28)
52000000	M&S Expense (O&M)	WA	500000925	8/30/2012	(636.71)
52000000	M&S Expense (O&M)	WA	500000925	8/30/2012	(1,493.41)
52000000	M&S Expense (O&M)	WA	500000925	8/30/2012	(379.55)
52000000	M&S Expense (O&M)	WA	500000925	8/30/2012	(41.73)
52000000	M&S Expense (O&M)	WA	500000925	8/30/2012	(170.07)
52000000	M&S Expense (O&M)	WA	500000925	8/30/2012	(47.21)
52000000	M&S Expense (O&M)	WA	500000925	8/30/2012	(15.30)
52000000	M&S Expense (O&M)	WA	500000925	8/30/2012	(8.03)
52000000	M&S Expense (O&M)	WA	500000926	8/30/2012	(7.72)
52000000	M&S Expense (O&M)	WA	500000926	8/30/2012	(920.27)
52000000	M&S Expense (O&M)	WA	500000926	8/30/2012	(397.18)
52000000	M&S Expense (O&M)	WA	500000926	8/30/2012	(8.26)
52000000	M&S Expense (O&M)	WA	500000926	8/30/2012	(58.62)
52000000	M&S Expense (O&M)	WA	500000926	8/30/2012	(358.55)
52000000	M&S Expense (O&M)	WA	500000926	8/30/2012	(41.91)
52000000	M&S Expense (O&M)	WA	500000926	8/30/2012	(51.67)
52000000	M&S Expense (O&M)	WA	500000926	8/30/2012	(7.52)
52000000	M&S Expense (O&M)	WA	500000926	8/30/2012	(50.14)
52000000	M&S Expense (O&M)	WA	500000926	8/30/2012	(5.80)
52000000	M&S Expense (O&M)	WA	500000928	8/30/2012	7.72
52000000	M&S Expense (O&M)	WA	500000928	8/30/2012	397.18

Kentucky American Water Company  
Case No. 2012-00520  
Response to PSC DR1, Item 31

Account	Description	Doc Type	Document Number	Posting Date	Amount
52000000	M&S Expense (O&M)	WA	5000000928	8/30/2012	920.27
52000000	M&S Expense (O&M)	WA	5000000928	8/30/2012	8.26
52000000	M&S Expense (O&M)	WA	5000000928	8/30/2012	58.62
52000000	M&S Expense (O&M)	WA	5000000928	8/30/2012	358.55
52000000	M&S Expense (O&M)	WA	5000000928	8/30/2012	41.91
52000000	M&S Expense (O&M)	WA	5000000928	8/30/2012	51.67
52000000	M&S Expense (O&M)	WA	5000000928	8/30/2012	7.52
52000000	M&S Expense (O&M)	WA	5000000928	8/30/2012	50.14
52000000	M&S Expense (O&M)	WA	5000000928	8/30/2012	5.80
52000000	M&S Expense (O&M)	WA	5000000928	8/30/2012	19.12
52000000	M&S Expense (O&M)	WA	5000000928	8/30/2012	17.28
52000000	M&S Expense (O&M)	WA	5000000930	8/30/2012	47.21
52000000	M&S Expense (O&M)	WA	5000000930	8/30/2012	15.30
52000000	M&S Expense (O&M)	WA	5000000930	8/30/2012	8.03
52000000	M&S Expense (O&M)	WA	5000000930	8/30/2012	17.96
52000000	M&S Expense (O&M)	WA	5000000930	8/30/2012	25.49
52000000	M&S Expense (O&M)	WA	5000000930	8/30/2012	8.75
52000000	M&S Expense (O&M)	WA	5000000930	8/30/2012	7.52
52000000	M&S Expense (O&M)	WA	5000000930	8/30/2012	3.86
52000000	M&S Expense (O&M)	WA	5000000930	8/30/2012	636.71
52000000	M&S Expense (O&M)	WA	5000000930	8/30/2012	1,493.41
52000000	M&S Expense (O&M)	WA	5000000930	8/30/2012	379.55
52000000	M&S Expense (O&M)	WA	5000000930	8/30/2012	41.73
52000000	M&S Expense (O&M)	WA	5000000930	8/30/2012	170.07
52000000	M&S Expense (O&M)	KR	5000000948	8/30/2012	505.84
52000000	M&S Expense (O&M)	KR	5000000852	8/30/2012	78.71
52000000	M&S Expense (O&M)	WA	5000000866	8/30/2012	27.30
52000000	M&S Expense (O&M)	WA	5000000867	8/30/2012	81.80
52000000	M&S Expense (O&M)	WA	5000000867	8/30/2012	23.70
52000000	M&S Expense (O&M)	WA	5000000867	8/30/2012	19.59
52000000	M&S Expense (O&M)	WA	5000000870	8/30/2012	27.30
52000000	M&S Expense (O&M)	WA	5000000870	8/30/2012	5.84
52000000	M&S Expense (O&M)	WA	5000000870	8/30/2012	8.04
52000000	M&S Expense (O&M)	WA	5000000870	8/30/2012	8.07
52000000	M&S Expense (O&M)	WA	5000000870	8/30/2012	58.99
52000000	M&S Expense (O&M)	SA	100000885	8/30/2012	5,575.00
52000000	M&S Expense (O&M)	SA	100000885	8/30/2012	(11,150.00)
52000000	M&S Expense (O&M)	UZ	2000000047	8/30/2012	(157.27)
52000000	M&S Expense (O&M)	UZ	2000000047	8/30/2012	(60.93)
52000000	M&S Expense (O&M)	UZ	2000000047	8/30/2012	653.11
52000000	M&S Expense (O&M)	UZ	2000000047	8/30/2012	71.32
52000000	M&S Expense (O&M)	UZ	2000000047	8/30/2012	(1,062.51)
52000000	M&S Expense (O&M)	UZ	2000000047	8/30/2012	(1,016.41)
52000000	M&S Expense (O&M)	UZ	2000000047	8/30/2012	(1,880.26)
52000000	M&S Expense (O&M)	UZ	2000000047	8/30/2012	(837.63)
52000000	M&S Expense (O&M)	UZ	2000000047	8/30/2012	(5,030.38)
52000000	M&S Expense (O&M)	UZ	2000000047	8/30/2012	(2,102.43)
52000000	M&S Expense (O&M)	UZ	2000000047	8/30/2012	(4,179.58)
52000000	M&S Expense (O&M)	UZ	2000000047	8/30/2012	902.97
52000000	M&S Expense (O&M)	UZ	2000000047	8/30/2012	3,750.18
52500000	Misc Expense (O&M)	KR	5000000951	8/30/2012	47.83
52500000	Misc Expense (O&M)	KR	5000000951	8/30/2012	160.02
52500000	Misc Expense (O&M)	KR	5000000951	8/30/2012	61.98

Kentucky American Water Company  
Case No. 2012-00520  
Response to PSC DR1, Item 31

Account	Description	Doc Type	Document Number	Posting Date	Amount
52500000	Misc Expense (O&M)	KR	5000000951	8/30/2012	8.18
52500000	Misc Expense (O&M)	KR	5000000951	8/30/2012	6.25
52500000	Misc Expense (O&M)	KR	5000000951	8/30/2012	40.20
52500000	Misc Expense (O&M)	KR	5000000951	8/30/2012	50.69
52500000	Misc Expense (O&M)	KR	5000000951	8/30/2012	69.12
52500000	Misc Expense (O&M)	KR	5000000951	8/30/2012	63.85
52500000	Misc Expense (O&M)	KR	5000000951	8/30/2012	48.04
52500000	Misc Expense (O&M)	KR	5000000951	8/30/2012	38.03
52500000	Misc Expense (O&M)	KR	5000000951	8/30/2012	43.87
52510000	Bank Svc Charges	KR	5000000900	8/30/2012	6,775.75
52510000	Bank Svc Charges	KR	5000000900	8/30/2012	1,477.24
52510000	Bank Svc Charges	KR	5000000900	8/30/2012	278.20
52520000	Collection Agencies	KR	5000000872	8/30/2012	2,914.22
52562500	Overnight Shippng	KR	5000000945	8/30/2012	5.32
52562500	Overnight Shippng	KR	5000000946	8/30/2012	262.15
52562500	Overnight Shippng	KR	5000000952	8/30/2012	364.70
52571100	Add'l Security Costs	KR	5000000950	8/30/2012	2,696.26
52571100	Add'l Security Costs	KR	5000000950	8/30/2012	132.50
52574000	Telephone	ZC	9400000343	8/30/2012	21.71
52574000	Telephone	ZC	9400000343	8/30/2012	127.20
52574000	Telephone	ZC	9400000343	8/30/2012	292.44
52574000	Telephone	ZC	9400000343	8/30/2012	372.74
52574000	Telephone	ZC	9400000343	8/30/2012	584.88
52574000	Telephone	ZC	9400000343	8/30/2012	2,394.49
52574000	Telephone	ZC	9400000343	8/30/2012	3,066.77
52574100	Cell Phone	ZC	9400000343	8/30/2012	70.00
52574100	Cell Phone	ZC	9400000343	8/30/2012	641.21
52583000	Water & WW	KR	5000000896	8/30/2012	9.52
52583000	Water & WW	KR	5000000913	8/30/2012	6.73
52583000	Water & WW	KR	5000000914	8/30/2012	16.86
52583000	Water & WW	KR	5000000915	8/30/2012	1,144.70
52583000	Water & WW	KR	5000000916	8/30/2012	108.08
52583000	Water & WW	KR	5000000944	8/30/2012	23.80
53110000	Contr Svc-Eng	KR	5000000919	8/30/2012	12,596.47
53110000	Contr Svc-Eng	KR	5000000920	8/30/2012	13,866.58
53150000	Contr Svc-Other	WE	5000000875	8/30/2012	4,350.00
53150000	Contr Svc-Other	WE	5000000876	8/30/2012	1,000.00
53150000	Contr Svc-Other	WE	5000000878	8/30/2012	28,747.00
53150000	Contr Svc-Other	WE	5000000886	8/30/2012	9,500.00
53150000	Contr Svc-Other	WE	5000000887	8/30/2012	(9,500.00)
53150000	Contr Svc-Other	WE	5000000888	8/30/2012	9,500.00
53150000	Contr Svc-Other	WE	5000000890	8/30/2012	(7,500.00)
53150000	Contr Svc-Other	WE	5000000891	8/30/2012	7,500.00
53150000	Contr Svc-Other	WE	5000000892	8/30/2012	(9,500.00)
53150000	Contr Svc-Other	WE	5000000893	8/30/2012	9,500.00
53150000	Contr Svc-Other	WE	5000000894	8/30/2012	(4,350.00)
53150000	Contr Svc-Other	WE	5000000895	8/30/2012	4,350.00
53150000	Contr Svc-Other	KR	5000000902	8/30/2012	995.66
53150000	Contr Svc-Other	KR	5000000902	8/30/2012	146.28
53150000	Contr Svc-Other	KR	5000000902	8/30/2012	367.61
53150000	Contr Svc-Other	KR	5000000902	8/30/2012	963.54
53150000	Contr Svc-Other	KR	5000000902	8/30/2012	674.48
53150000	Contr Svc-Other	KR	5000000902	8/30/2012	53.53

## Kentucky American Water Company

Case No. 2012-00520

Response to PSC DR1, Item 31

Account	Description	Doc Type	Document Number	Posting Date	Amount
53150000	Contr Svc-Other	KR	5000000902	8/30/2012	190.80
53150000	Contr Svc-Other	KR	5000000902	8/30/2012	835.07
53150000	Contr Svc-Other	KR	5000000902	8/30/2012	174.58
53150000	Contr Svc-Other	KR	5000000902	8/30/2012	1,049.19
53150000	Contr Svc-Other	KR	5000000902	8/30/2012	543.14
53150000	Contr Svc-Other	KR	5000000902	8/30/2012	417.53
53150000	Contr Svc-Other	KR	5000000902	8/30/2012	63.60
53150000	Contr Svc-Other	KR	5000000902	8/30/2012	406.83
53150000	Contr Svc-Other	KR	5000000902	8/30/2012	63.60
53150000	Contr Svc-Other	KR	5000000902	8/30/2012	610.24
53150000	Contr Svc-Other	KR	5000000902	8/30/2012	824.36
53150000	Contr Svc-Other	KR	5000000902	8/30/2012	824.36
53150000	Contr Svc-Other	KR	5000000902	8/30/2012	802.95
53150000	Contr Svc-Other	KR	5000000907	8/30/2012	159.00
53150000	Contr Svc-Other	KR	5000000908	8/30/2012	79.50
53150000	Contr Svc-Other	KR	5000000918	8/30/2012	9.49
53150000	Contr Svc-Other	KR	5000000918	8/30/2012	9.22
53150000	Contr Svc-Other	WE	5000000921	8/30/2012	5,250.00
53150000	Contr Svc-Other	WE	5000000927	8/30/2012	39,637.00
53150000	Contr Svc-Other	WE	5000000929	8/30/2012	21,624.00
53150000	Contr Svc-Other	KR	5000000932	8/30/2012	3,281.76
53150000	Contr Svc-Other	KR	5000000933	8/30/2012	20,533.79
53150000	Contr Svc-Other	KR	5000000934	8/30/2012	2,332.00
53150000	Contr Svc-Other	KR	5000000935	8/30/2012	16,317.64
53150000	Contr Svc-Other	KR	5000000937	8/30/2012	8,614.62
53150000	Contr Svc-Other	WE	5000000940	8/30/2012	12,250.00
53150000	Contr Svc-Other	KR	5000000941	8/30/2012	11,941.96
53150000	Contr Svc-Other	KR	5000000943	8/30/2012	22,493.73
53150000	Contr Svc-Other	KR	5000000949	8/30/2012	101.76
53150000	Contr Svc-Other	KR	5000000851	8/30/2012	24,183.90
53150000	Contr Svc-Other	KR	5000000851	8/30/2012	122,657.90
53150000	Contr Svc-Other	WE	5000000855	8/30/2012	9,500.00
53150000	Contr Svc-Other	KR	5000000856	8/30/2012	1,208.40
53150000	Contr Svc-Other	KR	5000000857	8/30/2012	19,245.36
53150000	Contr Svc-Other	KR	5000000857	8/30/2012	1,855.00
53150000	Contr Svc-Other	KR	5000000858	8/30/2012	16,435.62
53150000	Contr Svc-Other	KR	5000000858	8/30/2012	2,040.50
53150000	Contr Svc-Other	KR	5000000859	8/30/2012	4,097.43
53150000	Contr Svc-Other	KR	5000000859	8/30/2012	715.50
53150000	Contr Svc-Other	WE	5000000860	8/30/2012	7,500.00
53150000	Contr Svc-Other	KR	5000000861	8/30/2012	604.20
53150000	Contr Svc-Other	KR	5000000861	8/30/2012	2,252.50
53150000	Contr Svc-Other	KR	5000000862	8/30/2012	222.60
53150000	Contr Svc-Other	KR	5000000862	8/30/2012	1,802.00
53150000	Contr Svc-Other	KR	5000000863	8/30/2012	556.50
53150000	Contr Svc-Other	KR	5000000863	8/30/2012	2,703.00
53150000	Contr Svc-Other	WE	5000000864	8/30/2012	40,093.88
53150000	Contr Svc-Other	KR	5000000865	8/30/2012	345.56
53150000	Contr Svc-Other	KR	5000000865	8/30/2012	275.60
53150000	Contr Svc-Other	KR	5000000865	8/30/2012	7.42
53150000	Contr Svc-Other	KR	5000000865	8/30/2012	22.26
53150000	Contr Svc-Other	WE	5000000869	8/30/2012	24,446.91
53150000	Contr Svc-Other	WE	5000000871	8/30/2012	36,368.85



Kentucky American Water Company  
Case No. 2012-00520  
Response to PSC DR1, Item 31

Account	Description	Doc Type	Document Number	Posting Date	Amount
53150000	Contr Svc-Other	WE	5000000873	8/30/2012	11,328.40
53150000	Contr Svc-Other	WE	5000000874	8/30/2012	2,450.00
53150000	Contr Svc-Other	UZ	2000000047	8/30/2012	(9,500.00)
53151000	Contr Svc-Temp EE	KR	5000000897	8/30/2012	826.80
53152000	Contr Svc-Lab Testng	KR	5000000947	8/30/2012	1,388.82
54110000	Rents-Real Prop	KR	5000000901	8/30/2012	100.00
55010300	Trans Lease Maint	SA	100000885	8/30/2012	(5,575.00)
55010300	Trans Lease Maint	SA	100000885	8/30/2012	11,150.00
57010000	Uncoll Accts Exp	ZA	9400000344	8/30/2012	3,165.14
57010000	Uncoll Accts Exp	ZA	9400000344	8/30/2012	35,487.36
71521000	M&J Expenses	SA	100000883	8/30/2012	89.93
71521000	M&J Expenses	SA	100000883	8/30/2012	(89.93)
81020000	Div Decl P/S w/ MRR	SV	100001037	8/30/2012	94,228.75
86031000	Div Dec Pref Stk	SV	100001037	8/30/2012	(94,228.75)
88107000	CAP Move-CWIP	UZ	2000000048	8/30/2012	157.27
88107000	CAP Move-CWIP	UZ	2000000048	8/30/2012	60.93
88107000	CAP Move-CWIP	UZ	2000000048	8/30/2012	(653.11)
88107000	CAP Move-CWIP	UZ	2000000048	8/30/2012	(71.32)
88107000	CAP Move-CWIP	UZ	2000000048	8/30/2012	1,062.51
88107000	CAP Move-CWIP	UZ	2000000048	8/30/2012	9,405.00
88107000	CAP Move-CWIP	UZ	2000000048	8/30/2012	1,006.25
88107000	CAP Move-CWIP	UZ	2000000048	8/30/2012	1,861.46
88107000	CAP Move-CWIP	UZ	2000000048	8/30/2012	2,102.43
88107000	CAP Move-CWIP	UZ	2000000048	8/30/2012	(902.97)
88107000	CAP Move-CWIP	UZ	2000000048	8/30/2012	837.63
88107000	CAP Move-CWIP	UZ	2000000048	8/30/2012	5,030.38
88107000	CAP Move-CWIP	UZ	2000000048	8/30/2012	(3,750.18)
88107000	CAP Move-CWIP	UZ	2000000048	8/30/2012	4,179.58
88257100	CAP Move-RWIP	UZ	2000000048	8/30/2012	18.80
88257100	CAP Move-RWIP	UZ	2000000048	8/30/2012	10.16
88257100	CAP Move-RWIP	UZ	2000000048	8/30/2012	95.00
88900000	CAP Move-Settlement	UZ	2000000048	8/30/2012	(60.93)
88900000	CAP Move-Settlement	UZ	2000000048	8/30/2012	(157.27)
88900000	CAP Move-Settlement	UZ	2000000048	8/30/2012	71.32
88900000	CAP Move-Settlement	UZ	2000000048	8/30/2012	653.11
88900000	CAP Move-Settlement	UZ	2000000048	8/30/2012	(1,062.51)
88900000	CAP Move-Settlement	UZ	2000000048	8/30/2012	(9,500.00)
88900000	CAP Move-Settlement	UZ	2000000048	8/30/2012	(1,880.26)
88900000	CAP Move-Settlement	UZ	2000000048	8/30/2012	(1,016.41)
88900000	CAP Move-Settlement	UZ	2000000048	8/30/2012	(837.63)
88900000	CAP Move-Settlement	UZ	2000000048	8/30/2012	902.97
88900000	CAP Move-Settlement	UZ	2000000048	8/30/2012	(5,030.38)
88900000	CAP Move-Settlement	UZ	2000000048	8/30/2012	(4,179.58)
88900000	CAP Move-Settlement	UZ	2000000048	8/30/2012	(2,102.43)
88900000	CAP Move-Settlement	UZ	2000000048	8/30/2012	3,750.18
40112000	Res Sales Unbilled	SV	100000895	8/31/2012	(2,383,518.61)
40122000	Com Sales Unbilled	SV	100000895	8/31/2012	(1,196,764.89)
40132000	Ind Sales Unbilled	SV	100000895	8/31/2012	(133,010.17)
40141000	Publ Fire Billed	SA	100000827	8/31/2012	(280,848.48)
40152000	Publ Auth Unbilled	SV	100000895	8/31/2012	(372,799.38)
40161050	Sls/Rsle Billed I/C	SA	100000902	8/31/2012	(820.80)
40161050	Sls/Rsle Billed I/C	SA	100000902	8/31/2012	(1,492.63)
40162000	SalesforRsle Unbilld	SV	100000895	8/31/2012	(165,019.70)

## Kentucky American Water Company

Case No. 2012-00520

Response to PSC DR1, Item 31

Account	Description	Doc Type	Document Number	Posting Date	Amount
40310100	OthRev-Late Pymt Fee	SA	100000827	8/31/2012	0.36
40310250	OthRev-Rent I/C	SA	100000909	8/31/2012	(28,601.06)
40310500	OthRev-Appl/InitFee	SA	100000827	8/31/2012	(260.00)
40310500	OthRev-Appl/InitFee	SA	100000876	8/31/2012	(104.00)
40310600	OthRev-Usage Data	SA	100000906	8/31/2012	(1,435.00)
40310700	OthRev-Reconnct Fee	SA	100000827	8/31/2012	(104.00)
40310700	OthRev-Reconnct Fee	SA	100000876	8/31/2012	(52.00)
40310700	OthRev-Reconnct Fee	SA	100000876	8/31/2012	(26.00)
40319900	OthRev-Misc Svc	SA	100000906	8/31/2012	(200.00)
40319900	OthRev-Misc Svc	DR	4000001196	8/31/2012	(3,268.00)
50100000	Labor Expense	CF	9300000054	8/31/2012	(113.85)
50100000	Labor Expense	CF	9300000054	8/31/2012	113.85
50100000	Labor Expense	CF	9300000055	8/31/2012	(422.80)
50100000	Labor Expense	CF	9300000055	8/31/2012	422.80
50100000	Labor Expense	CF	9300000123	8/31/2012	(426.40)
50100000	Labor Expense	CF	9300000123	8/31/2012	426.40
50100000	Labor Expense	CF	9300000131	8/31/2012	(636.65)
50100000	Labor Expense	CF	9300000131	8/31/2012	636.65
50100000	Labor Expense	CF	9300000134	8/31/2012	(280.00)
50100000	Labor Expense	CF	9300000134	8/31/2012	280.00
50100000	Labor Expense	CF	9300000142	8/31/2012	(1,512.55)
50100000	Labor Expense	CF	9300000142	8/31/2012	1,512.55
50100000	Labor Expense	CF	9300000145	8/31/2012	(842.40)
50100000	Labor Expense	CF	9300000145	8/31/2012	842.40
50100000	Labor Expense	CF	9300000154	8/31/2012	(126.91)
50100000	Labor Expense	CF	9300000154	8/31/2012	126.91
50100000	Labor Expense	CF	9300000169	8/31/2012	(1,087.20)
50100000	Labor Expense	CF	9300000169	8/31/2012	1,087.20
50100000	Labor Expense	CF	9300000181	8/31/2012	(4,134.00)
50100000	Labor Expense	CF	9300000181	8/31/2012	4,134.00
50100000	Labor Expense	CF	9300000202	8/31/2012	(41,857.55)
50100000	Labor Expense	CF	9300000202	8/31/2012	41,857.55
50100000	Labor Expense	CF	9300000206	8/31/2012	(1,064.40)
50100000	Labor Expense	CF	9300000206	8/31/2012	1,064.40
50100000	Labor Expense	CF	9300000216	8/31/2012	(86.15)
50100000	Labor Expense	CF	9300000216	8/31/2012	86.15
50100000	Labor Expense	CF	9300000217	8/31/2012	(719.39)
50100000	Labor Expense	CF	9300000217	8/31/2012	719.39
50100000	Labor Expense	CF	9300000292	8/31/2012	(1,289.80)
50100000	Labor Expense	CF	9300000292	8/31/2012	1,289.80
50100000	Labor Expense	CF	9300000297	8/31/2012	(2,385.49)
50100000	Labor Expense	CF	9300000297	8/31/2012	2,385.49
50100000	Labor Expense	CF	9300000301	8/31/2012	(3,496.00)
50100000	Labor Expense	CF	9300000301	8/31/2012	3,496.00
50100000	Labor Expense	CF	9300000303	8/31/2012	(2,001.12)
50100000	Labor Expense	CF	9300000303	8/31/2012	2,001.12
50100000	Labor Expense	CF	9300000309	8/31/2012	(1,144.57)
50100000	Labor Expense	CF	9300000309	8/31/2012	1,144.57
50100000	Labor Expense	CF	9300000313	8/31/2012	(2,560.00)
50100000	Labor Expense	CF	9300000313	8/31/2012	2,560.00
50100000	Labor Expense	CF	9300000320	8/31/2012	(315.06)
50100000	Labor Expense	CF	9300000320	8/31/2012	315.06
50100000	Labor Expense	CF	9300000359	8/31/2012	(9,243.32)

## Kentucky American Water Company

Case No. 2012-00520

Response to PSC DR1, Item 31

Account	Description	Doc Type	Document Number	Posting Date	Amount
50100000	Labor Expense	CF	9300000359	8/31/2012	9,243.32
50100000	Labor Expense	CF	9300000381	8/31/2012	(71,219.22)
50100000	Labor Expense	CF	9300000381	8/31/2012	71,219.22
50100000	Labor Expense	CS	9300000180	8/31/2012	(39,184.30)
50100000	Labor Expense	CS	9300000358	8/31/2012	(44,377.11)
50100000	Labor Expense	CS	9300000199	8/31/2012	(532.32)
50100000	Labor Expense	CS	9300000378	8/31/2012	(880.29)
50100000	Labor Expense	CS	9300000122	8/31/2012	(942.48)
50100000	Labor Expense	CS	9300000291	8/31/2012	(6,658.59)
50100000	Labor Expense	CS	9300000170	8/31/2012	(12,304.76)
50100000	Labor Expense	CS	9300000347	8/31/2012	(10,012.65)
50100000	Labor Expense	CS	9300000141	8/31/2012	(7,845.13)
50100000	Labor Expense	CS	9300000308	8/31/2012	(9,066.69)
50100000	Labor Expense	CS	9300000126	8/31/2012	(6,816.50)
50100000	Labor Expense	CS	9300000124	8/31/2012	(413.76)
50100000	Labor Expense	CS	9300000293	8/31/2012	(204.24)
50100000	Labor Expense	CS	9300000201	8/31/2012	(13,662.61)
50100000	Labor Expense	CS	9300000380	8/31/2012	(10,904.11)
50100000	Labor Expense	CS	9300000144	8/31/2012	(1,132.40)
50100000	Labor Expense	CS	9300000312	8/31/2012	(1,866.08)
50100000	Labor Expense	CS	9300000148	8/31/2012	(1,608.00)
50100000	Labor Expense	CS	9300000317	8/31/2012	(804.00)
50100000	Labor Expense	CS	9300000139	8/31/2012	(123.95)
50100000	Labor Expense	CS	9300000306	8/31/2012	(64.32)
50100000	Labor Expense	CS	9300000203	8/31/2012	(2,123.96)
50100000	Labor Expense	CS	9300000382	8/31/2012	(1,495.88)
50100000	Labor Expense	CS	9300000193	8/31/2012	(1,304.56)
50100000	Labor Expense	CS	9300000372	8/31/2012	(826.82)
50100000	Labor Expense	CS	9300000172	8/31/2012	(1,662.40)
50100000	Labor Expense	CS	9300000350	8/31/2012	(1,782.80)
50100000	Labor Expense	CS	9300000158	8/31/2012	(18,592.57)
50100000	Labor Expense	CS	9300000327	8/31/2012	(19,866.75)
50100000	Labor Expense	CS	9300000190	8/31/2012	(1,468.40)
50100000	Labor Expense	CS	9300000368	8/31/2012	(900.55)
50100000	Labor Expense	CS	9300000334	8/31/2012	(268.48)
50100000	Labor Expense	CS	9300000164	8/31/2012	(11,534.06)
50100000	Labor Expense	CS	9300000339	8/31/2012	(12,546.40)
50100000	Labor Expense	CS	9300000182	8/31/2012	(3,404.86)
50100000	Labor Expense	CS	9300000360	8/31/2012	(5,863.78)
50100000	Labor Expense	CS	9300000130	8/31/2012	(15,476.40)
50100000	Labor Expense	CS	9300000296	8/31/2012	(14,748.48)
50100000	Labor Expense	CS	9300000205	8/31/2012	(851.52)
50100000	Labor Expense	CS	9300000168	8/31/2012	(3,257.20)
50100000	Labor Expense	CS	9300000343	8/31/2012	(3,800.80)
50100000	Labor Expense	CS	9300000135	8/31/2012	(7,252.12)
50100000	Labor Expense	CS	9300000302	8/31/2012	(4,290.74)
50100000	Labor Expense	CS	9300000490	8/31/2012	(1,715.20)
50100000	Labor Expense	CS	9300000197	8/31/2012	(619.88)
50100000	Labor Expense	CS	9300000376	8/31/2012	(865.50)
50100000	Labor Expense	CS	9300000133	8/31/2012	(2,189.40)
50100000	Labor Expense	CS	9300000300	8/31/2012	(2,329.40)
50100000	Labor Expense	CS	9300000374	8/31/2012	(84.60)
50100000	Labor Expense	CS	9300000155	8/31/2012	(6,486.48)

## Kentucky American Water Company

Case No. 2012-00520

Response to PSC DR1, Item 31

Account	Description	Doc Type	Document Number	Posting Date	Amount
50100000	Labor Expense	CS	9300000322	8/31/2012	(6,068.79)
50100000	Labor Expense	CS	9300000195	8/31/2012	(2,185.60)
50100000	Labor Expense	CS	9300000364	8/31/2012	(638.82)
50100000	Labor Expense	CS	9300000207	8/31/2012	(1,077.70)
50100000	Labor Expense	CS	9300000384	8/31/2012	(1,063.83)
50100000	Labor Expense	CS	9300000186	8/31/2012	(253.78)
50100000	Labor Expense	CS	9300000330	8/31/2012	(534.64)
50100000	Labor Expense	CS	9300000174	8/31/2012	(3,994.33)
50100000	Labor Expense	CS	9300000352	8/31/2012	(3,786.46)
50100000	Labor Expense	CS	9300000161	8/31/2012	(839.44)
50100000	Labor Expense	CS	9300000332	8/31/2012	(289.72)
50100000	Labor Expense	CS	9300000176	8/31/2012	(8,939.43)
50100000	Labor Expense	CS	9300000354	8/31/2012	(7,167.63)
50100000	Labor Expense	CS	9300000188	8/31/2012	(1,158.88)
50100000	Labor Expense	CS	9300000366	8/31/2012	(1,091.84)
50100000	Labor Expense	CS	9300000150	8/31/2012	(2,076.17)
50100000	Labor Expense	CS	9300000209	8/31/2012	(5,018.35)
50100000	Labor Expense	CS	9300000386	8/31/2012	(4,089.74)
50100001	Labor ExpenseAccrual	CS	9300000358	8/31/2012	(52,624.36)
50100001	Labor ExpenseAccrual	CS	9300000378	8/31/2012	(880.29)
50100001	Labor ExpenseAccrual	CS	9300000291	8/31/2012	(7,063.30)
50100001	Labor ExpenseAccrual	CS	9300000347	8/31/2012	(10,295.94)
50100001	Labor ExpenseAccrual	CS	9300000308	8/31/2012	(9,389.65)
50100001	Labor ExpenseAccrual	CS	9300000293	8/31/2012	(204.24)
50100001	Labor ExpenseAccrual	CS	9300000380	8/31/2012	(11,279.46)
50100001	Labor ExpenseAccrual	CS	9300000312	8/31/2012	(1,866.08)
50100001	Labor ExpenseAccrual	CS	9300000317	8/31/2012	(804.00)
50100001	Labor ExpenseAccrual	CS	9300000306	8/31/2012	(64.32)
50100001	Labor ExpenseAccrual	CS	9300000382	8/31/2012	(1,495.88)
50100001	Labor ExpenseAccrual	CS	9300000372	8/31/2012	(891.56)
50100001	Labor ExpenseAccrual	CS	9300000350	8/31/2012	(1,845.98)
50100001	Labor ExpenseAccrual	CS	9300000327	8/31/2012	(23,128.45)
50100001	Labor ExpenseAccrual	CS	9300000368	8/31/2012	(900.55)
50100001	Labor ExpenseAccrual	CS	9300000334	8/31/2012	(268.48)
50100001	Labor ExpenseAccrual	CS	9300000339	8/31/2012	(14,490.59)
50100001	Labor ExpenseAccrual	CS	9300000360	8/31/2012	(5,940.62)
50100001	Labor ExpenseAccrual	CS	9300000296	8/31/2012	(14,748.48)
50100001	Labor ExpenseAccrual	CS	9300000343	8/31/2012	(3,800.80)
50100001	Labor ExpenseAccrual	CS	9300000302	8/31/2012	(4,290.74)
50100001	Labor ExpenseAccrual	CS	9300000490	8/31/2012	(1,715.20)
50100001	Labor ExpenseAccrual	CS	9300000376	8/31/2012	(865.50)
50100001	Labor ExpenseAccrual	CS	9300000300	8/31/2012	(2,329.40)
50100001	Labor ExpenseAccrual	CS	9300000374	8/31/2012	(84.60)
50100001	Labor ExpenseAccrual	CS	9300000322	8/31/2012	(6,567.94)
50100001	Labor ExpenseAccrual	CS	9300000364	8/31/2012	(835.38)
50100001	Labor ExpenseAccrual	CS	9300000384	8/31/2012	(1,080.24)
50100001	Labor ExpenseAccrual	CS	9300000330	8/31/2012	(551.95)
50100001	Labor ExpenseAccrual	CS	9300000352	8/31/2012	(5,841.50)
50100001	Labor ExpenseAccrual	CS	9300000332	8/31/2012	(662.44)
50100001	Labor ExpenseAccrual	CS	9300000354	8/31/2012	(8,393.64)
50100001	Labor ExpenseAccrual	CS	9300000366	8/31/2012	(1,091.84)
50100001	Labor ExpenseAccrual	CS	9300000386	8/31/2012	(5,250.06)
50101300	Labor Oper WT	CS	9300000180	8/31/2012	39,184.30

## Kentucky American Water Company

Case No. 2012-00520

Response to PSC DR1, Item 31

Account	Description	Doc Type	Document Number	Posting Date	Amount
50101300	Labor Oper WT	CS	9300000358	8/31/2012	44,377.11
50101300	Labor Oper WT	CS	9300000358	8/31/2012	52,624.36
50101300	Labor Oper WT	CS	9300000199	8/31/2012	532.32
50101300	Labor Oper WT	CS	9300000378	8/31/2012	880.29
50101300	Labor Oper WT	CS	9300000378	8/31/2012	880.29
50101300	Labor Oper WT	CS	9300000122	8/31/2012	942.48
50101300	Labor Oper WT	CS	9300000291	8/31/2012	6,658.59
50101300	Labor Oper WT	CS	9300000291	8/31/2012	7,063.30
50101305	Labor Oper WT SupEng	CS	9300000170	8/31/2012	12,304.76
50101305	Labor Oper WT SupEng	CS	9300000347	8/31/2012	10,012.65
50101305	Labor Oper WT SupEng	CS	9300000347	8/31/2012	10,295.94
50101305	Labor Oper WT SupEng	CS	9300000141	8/31/2012	7,845.13
50101305	Labor Oper WT SupEng	CS	9300000308	8/31/2012	9,066.69
50101305	Labor Oper WT SupEng	CS	9300000308	8/31/2012	9,389.65
50101305	Labor Oper WT SupEng	CS	9300000126	8/31/2012	6,816.50
50101305	Labor Oper WT SupEng	CS	9300000124	8/31/2012	413.76
50101305	Labor Oper WT SupEng	CS	9300000293	8/31/2012	204.24
50101305	Labor Oper WT SupEng	CS	9300000293	8/31/2012	204.24
50101400	Labor Oper TD	CS	9300000201	8/31/2012	13,662.61
50101400	Labor Oper TD	CS	9300000380	8/31/2012	10,904.11
50101400	Labor Oper TD	CS	9300000380	8/31/2012	11,279.46
50101400	Labor Oper TD	CS	9300000144	8/31/2012	1,132.40
50101400	Labor Oper TD	CS	9300000312	8/31/2012	1,866.08
50101400	Labor Oper TD	CS	9300000312	8/31/2012	1,866.08
50101405	Labor Oper TD SupEng	CS	9300000148	8/31/2012	1,608.00
50101405	Labor Oper TD SupEng	CS	9300000317	8/31/2012	804.00
50101405	Labor Oper TD SupEng	CS	9300000317	8/31/2012	804.00
50101405	Labor Oper TD SupEng	CS	9300000139	8/31/2012	123.95
50101405	Labor Oper TD SupEng	CS	9300000306	8/31/2012	64.32
50101405	Labor Oper TD SupEng	CS	9300000306	8/31/2012	64.32
50101405	Labor Oper TD SupEng	CS	9300000203	8/31/2012	2,123.96
50101405	Labor Oper TD SupEng	CS	9300000382	8/31/2012	1,495.88
50101405	Labor Oper TD SupEng	CS	9300000382	8/31/2012	1,495.88
50101405	Labor Oper TD SupEng	CS	9300000193	8/31/2012	1,304.56
50101405	Labor Oper TD SupEng	CS	9300000372	8/31/2012	826.82
50101405	Labor Oper TD SupEng	CS	9300000372	8/31/2012	891.56
50101415	Labor Oper TD Lines	CS	9300000172	8/31/2012	1,662.40
50101415	Labor Oper TD Lines	CS	9300000350	8/31/2012	1,782.80
50101415	Labor Oper TD Lines	CS	9300000350	8/31/2012	1,845.98
50101420	Labor Oper TD Meter	CS	9300000158	8/31/2012	18,592.57
50101420	Labor Oper TD Meter	CS	9300000327	8/31/2012	19,866.75
50101420	Labor Oper TD Meter	CS	9300000327	8/31/2012	23,128.45
50101500	Labor Oper CA	CS	9300000190	8/31/2012	1,468.40
50101500	Labor Oper CA	CS	9300000368	8/31/2012	900.55
50101500	Labor Oper CA	CS	9300000368	8/31/2012	900.55
50101500	Labor Oper CA	CS	9300000334	8/31/2012	268.48
50101500	Labor Oper CA	CS	9300000334	8/31/2012	268.48
50101510	Labor Oper CA MtrRd	CS	9300000164	8/31/2012	11,534.06
50101510	Labor Oper CA MtrRd	CS	9300000339	8/31/2012	12,546.40
50101510	Labor Oper CA MtrRd	CS	9300000339	8/31/2012	14,490.59
50101520	Labor Oper CA CstSrv	CS	9300000182	8/31/2012	3,404.86
50101520	Labor Oper CA CstSrv	CS	9300000360	8/31/2012	5,863.78
50101520	Labor Oper CA CstSrv	CS	9300000360	8/31/2012	5,940.62

Kentucky American Water Company  
Case No. 2012-00520  
Response to PSC DR1, Item 31

Account	Description	Doc Type	Document Number	Posting Date	Amount
50101600	Labor Oper AG	CS	9300000130	8/31/2012	15,476.40
50101600	Labor Oper AG	CS	9300000296	8/31/2012	14,748.48
50101600	Labor Oper AG	CS	9300000296	8/31/2012	14,748.48
50101600	Labor Oper AG	CS	9300000205	8/31/2012	851.52
50101600	Labor Oper AG	CS	9300000168	8/31/2012	3,257.20
50101600	Labor Oper AG	CS	9300000343	8/31/2012	3,800.80
50101600	Labor Oper AG	CS	9300000343	8/31/2012	3,800.80
50101600	Labor Oper AG	CS	9300000135	8/31/2012	7,252.12
50101600	Labor Oper AG	CS	9300000302	8/31/2012	4,290.74
50101600	Labor Oper AG	CS	9300000302	8/31/2012	4,290.74
50101600	Labor Oper AG	CS	9300000490	8/31/2012	1,715.20
50101600	Labor Oper AG	CS	9300000490	8/31/2012	1,715.20
50101600	Labor Oper AG	CS	9300000197	8/31/2012	619.88
50101600	Labor Oper AG	CS	9300000376	8/31/2012	865.50
50101600	Labor Oper AG	CS	9300000376	8/31/2012	865.50
50101600	Labor Oper AG	CS	9300000133	8/31/2012	2,189.40
50101600	Labor Oper AG	CS	9300000300	8/31/2012	2,329.40
50101600	Labor Oper AG	CS	9300000300	8/31/2012	2,329.40
50102125	Labor Mnt SS Wells	CS	9300000374	8/31/2012	84.60
50102125	Labor Mnt SS Wells	CS	9300000374	8/31/2012	84.60
50102300	Labor Maint WT	CS	9300000155	8/31/2012	6,486.48
50102300	Labor Maint WT	CS	9300000322	8/31/2012	6,068.79
50102300	Labor Maint WT	CS	9300000322	8/31/2012	6,567.94
50102305	Labor Mnt WT Sup&Eng	CS	9300000195	8/31/2012	2,185.60
50102400	Labor Maint TD	CS	9300000364	8/31/2012	638.82
50102400	Labor Maint TD	CS	9300000364	8/31/2012	835.38
50102400	Labor Maint TD	CS	9300000207	8/31/2012	1,077.70
50102400	Labor Maint TD	CS	9300000384	8/31/2012	1,063.83
50102400	Labor Maint TD	CS	9300000384	8/31/2012	1,080.24
50102410	Labor Mnt TD Str&Imp	CS	9300000186	8/31/2012	253.78
50102415	Labor Mnt TD DistRes	CS	9300000330	8/31/2012	534.64
50102415	Labor Mnt TD DistRes	CS	9300000330	8/31/2012	551.95
50102420	Labor Mnt TD Mains	CS	9300000174	8/31/2012	3,994.33
50102420	Labor Mnt TD Mains	CS	9300000352	8/31/2012	3,786.46
50102420	Labor Mnt TD Mains	CS	9300000352	8/31/2012	5,841.50
50102420	Labor Mnt TD Mains	CS	9300000161	8/31/2012	839.44
50102420	Labor Mnt TD Mains	CS	9300000332	8/31/2012	289.72
50102420	Labor Mnt TD Mains	CS	9300000332	8/31/2012	662.44
50102430	Labor Mnt TD Service	CS	9300000176	8/31/2012	8,939.43
50102430	Labor Mnt TD Service	CS	9300000354	8/31/2012	7,167.63
50102430	Labor Mnt TD Service	CS	9300000354	8/31/2012	8,393.64
50102430	Labor Mnt TD Service	CS	9300000188	8/31/2012	1,158.88
50102430	Labor Mnt TD Service	CS	9300000366	8/31/2012	1,091.84
50102430	Labor Mnt TD Service	CS	9300000366	8/31/2012	1,091.84
50102435	Labor Mnt TD Meter	CS	9300000150	8/31/2012	2,076.17
50102440	Labor Mnt TD Hydrant	CS	9300000209	8/31/2012	5,018.35
50102440	Labor Mnt TD Hydrant	CS	9300000386	8/31/2012	4,089.74
50102440	Labor Mnt TD Hydrant	CS	9300000386	8/31/2012	5,250.06
50109900	Labor Cap Credits	UT	9300000121	8/31/2012	(10,121.49)
50109900	Labor Cap Credits	UT	9300000290	8/31/2012	(26,119.50)
50110000	Labor NS OT -Natural	CS	9300000180	8/31/2012	(6,082.36)
50110000	Labor NS OT -Natural	CS	9300000358	8/31/2012	(8,247.25)
50110000	Labor NS OT -Natural	CS	9300000122	8/31/2012	(18.00)

## Kentucky American Water Company

Case No. 2012-00520

Response to PSC DR1, Item 31

Account	Description	Doc Type	Document Number	Posting Date	Amount
50110000	Labor NS OT -Natural	CS	9300000291	8/31/2012	(404.71)
50110000	Labor NS OT -Natural	CS	9300000170	8/31/2012	(300.80)
50110000	Labor NS OT -Natural	CS	9300000347	8/31/2012	(283.29)
50110000	Labor NS OT -Natural	CS	9300000141	8/31/2012	(161.48)
50110000	Labor NS OT -Natural	CS	9300000308	8/31/2012	(322.96)
50110000	Labor NS OT -Natural	CS	9300000126	8/31/2012	(69.34)
50110000	Labor NS OT -Natural	CS	9300000201	8/31/2012	(713.38)
50110000	Labor NS OT -Natural	CS	9300000380	8/31/2012	(375.35)
50110000	Labor NS OT -Natural	CS	9300000193	8/31/2012	(64.74)
50110000	Labor NS OT -Natural	CS	9300000372	8/31/2012	(64.74)
50110000	Labor NS OT -Natural	CS	9300000172	8/31/2012	(259.44)
50110000	Labor NS OT -Natural	CS	9300000350	8/31/2012	(63.18)
50110000	Labor NS OT -Natural	CS	9300000158	8/31/2012	(1,900.60)
50110000	Labor NS OT -Natural	CS	9300000327	8/31/2012	(2,899.15)
50110000	Labor NS OT -Natural	CS	9300000164	8/31/2012	(779.05)
50110000	Labor NS OT -Natural	CS	9300000339	8/31/2012	(1,944.19)
50110000	Labor NS OT -Natural	CS	9300000182	8/31/2012	(93.56)
50110000	Labor NS OT -Natural	CS	9300000360	8/31/2012	(76.84)
50110000	Labor NS OT -Natural	CS	9300000135	8/31/2012	(128.64)
50110000	Labor NS OT -Natural	CS	9300000133	8/31/2012	(115.52)
50110000	Labor NS OT -Natural	CS	9300000155	8/31/2012	(2,089.92)
50110000	Labor NS OT -Natural	CS	9300000322	8/31/2012	(499.15)
50110000	Labor NS OT -Natural	CS	9300000184	8/31/2012	(147.42)
50110000	Labor NS OT -Natural	CS	9300000364	8/31/2012	(196.56)
50110000	Labor NS OT -Natural	CS	9300000207	8/31/2012	(90.65)
50110000	Labor NS OT -Natural	CS	9300000384	8/31/2012	(16.41)
50110000	Labor NS OT -Natural	CS	9300000330	8/31/2012	(17.31)
50110000	Labor NS OT -Natural	CS	9300000174	8/31/2012	(277.13)
50110000	Labor NS OT -Natural	CS	9300000352	8/31/2012	(1,506.83)
50110000	Labor NS OT -Natural	CS	9300000161	8/31/2012	(60.00)
50110000	Labor NS OT -Natural	CS	9300000332	8/31/2012	(372.72)
50110000	Labor NS OT -Natural	CS	9300000176	8/31/2012	(1,967.90)
50110000	Labor NS OT -Natural	CS	9300000354	8/31/2012	(995.31)
50110000	Labor NS OT -Natural	CS	9300000188	8/31/2012	(210.00)
50110000	Labor NS OT -Natural	CS	9300000209	8/31/2012	(1,844.31)
50110000	Labor NS OT -Natural	CS	9300000386	8/31/2012	(1,160.32)
50111300	LaborOper NS OT WT	CS	9300000180	8/31/2012	6,082.36
50111300	LaborOper NS OT WT	CS	9300000358	8/31/2012	8,247.25
50111300	LaborOper NS OT WT	CS	9300000122	8/31/2012	18.00
50111300	LaborOper NS OT WT	CS	9300000291	8/31/2012	404.71
50111305	LaborOperNS OT WT SE	CS	9300000170	8/31/2012	300.80
50111305	LaborOperNS OT WT SE	CS	9300000347	8/31/2012	283.29
50111305	LaborOperNS OT WT SE	CS	9300000141	8/31/2012	161.48
50111305	LaborOperNS OT WT SE	CS	9300000308	8/31/2012	322.96
50111305	LaborOperNS OT WT SE	CS	9300000126	8/31/2012	69.34
50111400	LaborOper NS OT TD	CS	9300000201	8/31/2012	713.38
50111400	LaborOper NS OT TD	CS	9300000380	8/31/2012	375.35
50111405	LaborOperNS OT TD SE	CS	9300000193	8/31/2012	64.74
50111405	LaborOperNS OT TD SE	CS	9300000372	8/31/2012	64.74
50111415	LaborOperNS OT TD Ln	CS	9300000172	8/31/2012	259.44
50111415	LaborOperNS OT TD Ln	CS	9300000350	8/31/2012	63.18
50111420	LaborOperNS OT TD Mt	CS	9300000158	8/31/2012	1,900.60
50111420	LaborOperNS OT TD Mt	CS	9300000327	8/31/2012	2,899.15

Kentucky American Water Company  
Case No. 2012-00520  
Response to PSC DR1, Item 31

Account	Description	Doc Type	Document Number	Posting Date	Amount
50111510	LaborOperNS OT CA MR	CS	9300000164	8/31/2012	779.05
50111510	LaborOperNS OT CA MR	CS	9300000339	8/31/2012	1,944.19
50111520	LaborOperNS OT CA CS	CS	9300000182	8/31/2012	93.56
50111520	LaborOperNS OT CA CS	CS	9300000360	8/31/2012	76.84
50111600	LaborOper NS OT AG	CS	9300000135	8/31/2012	128.64
50111600	LaborOper NS OT AG	CS	9300000133	8/31/2012	115.52
50112300	LaborMaint NS OT WT	CS	9300000155	8/31/2012	2,089.92
50112300	LaborMaint NS OT WT	CS	9300000322	8/31/2012	499.15
50112400	LaborMaint NS OT TD	CS	9300000184	8/31/2012	147.42
50112400	LaborMaint NS OT TD	CS	9300000364	8/31/2012	196.56
50112400	LaborMaint NS OT TD	CS	9300000207	8/31/2012	90.65
50112400	LaborMaint NS OT TD	CS	9300000384	8/31/2012	16.41
50112415	LaborMaintNSOT TD DR	CS	9300000330	8/31/2012	17.31
50112420	LaborMaintNSOT TD Mn	CS	9300000174	8/31/2012	277.13
50112420	LaborMaintNSOT TD Mn	CS	9300000352	8/31/2012	1,506.83
50112420	LaborMaintNSOT TD Mn	CS	9300000161	8/31/2012	60.00
50112420	LaborMaintNSOT TD Mn	CS	9300000332	8/31/2012	372.72
50112430	LaborMaintNSOT TD Sv	CS	9300000176	8/31/2012	1,967.90
50112430	LaborMaintNSOT TD Sv	CS	9300000354	8/31/2012	995.31
50112430	LaborMaintNSOT TD Sv	CS	9300000188	8/31/2012	210.00
50112440	LaborMaintNSOT TD Hy	CS	9300000209	8/31/2012	1,844.31
50112440	LaborMaintNSOT TD Hy	CS	9300000386	8/31/2012	1,160.32
50119900	LaborNSOT CapCredits	UT	9300000121	8/31/2012	(505.65)
50119900	LaborNSOT CapCredits	UT	9300000290	8/31/2012	(952.48)
50120000	Labor OT - Natural	CS	9300000327	8/31/2012	(362.55)
50120000	Labor OT - Natural	CS	9300000352	8/31/2012	(548.21)
50120000	Labor OT - Natural	CS	9300000176	8/31/2012	(24.17)
50120000	Labor OT - Natural	CS	9300000354	8/31/2012	(230.70)
50121420	LaborOperOT TD Meter	CS	9300000327	8/31/2012	362.55
50122420	LaborMaintOT TD Main	CS	9300000352	8/31/2012	548.21
50122430	LaborMaintOT TD Svc	CS	9300000176	8/31/2012	24.17
50122430	LaborMaintOT TD Svc	CS	9300000354	8/31/2012	230.70
50171000	Annual Incent Plan	CF	9300000482	8/31/2012	167.06
50171000	Annual Incent Plan	CF	9300000482	8/31/2012	(167.06)
50171000	Annual Incent Plan	CF	9300000491	8/31/2012	(167.06)
50171000	Annual Incent Plan	CF	9300000491	8/31/2012	167.06
50171000	Annual Incent Plan	CF	9300001206	8/31/2012	(1,742.25)
50171000	Annual Incent Plan	CF	9300001206	8/31/2012	(11,762.13)
50171000	Annual Incent Plan	CF	9300001206	8/31/2012	(1,178.39)
50171000	Annual Incent Plan	CF	9300001206	8/31/2012	(169.69)
50171000	Annual Incent Plan	CF	9300001206	8/31/2012	(43.33)
50171000	Annual Incent Plan	CF	9300001206	8/31/2012	1,742.25
50171000	Annual Incent Plan	CF	9300001206	8/31/2012	11,762.13
50171000	Annual Incent Plan	CF	9300001206	8/31/2012	1,178.39
50171000	Annual Incent Plan	CF	9300001206	8/31/2012	169.69
50171000	Annual Incent Plan	CF	9300001206	8/31/2012	43.33
50171000	Annual Incent Plan	CF	9300001211	8/31/2012	341.52
50171000	Annual Incent Plan	CF	9300001211	8/31/2012	(341.52)
50171000	Annual Incent Plan	CF	9300001213	8/31/2012	17.14
50171000	Annual Incent Plan	CF	9300001213	8/31/2012	(17.14)
50171000	Annual Incent Plan	CF	9300001215	8/31/2012	142.12
50171000	Annual Incent Plan	CF	9300001215	8/31/2012	(142.12)
50171000	Annual Incent Plan	CF	9300001217	8/31/2012	1,000.67



## Kentucky American Water Company

Case No. 2012-00520

Response to PSC DR1, Item 31

Account	Description	Doc Type	Document Number	Posting Date	Amount
50171000	Annual Incent Plan	CF	9300001217	8/31/2012	(1,000.67)
50171000	Annual Incent Plan	CF	9300001219	8/31/2012	221.51
50171000	Annual Incent Plan	CF	9300001219	8/31/2012	(221.51)
50171000	Annual Incent Plan	CF	9300001221	8/31/2012	443.36
50171000	Annual Incent Plan	CF	9300001221	8/31/2012	(443.36)
50171000	Annual Incent Plan	CF	9300001223	8/31/2012	5.27
50171000	Annual Incent Plan	CF	9300001223	8/31/2012	(5.27)
50171000	Annual Incent Plan	CF	9300001225	8/31/2012	603.76
50171000	Annual Incent Plan	CF	9300001225	8/31/2012	(603.76)
50171000	Annual Incent Plan	CF	9300001227	8/31/2012	172.36
50171000	Annual Incent Plan	CF	9300001227	8/31/2012	(172.36)
50171000	Annual Incent Plan	CF	9300001229	8/31/2012	67.05
50171000	Annual Incent Plan	CF	9300001229	8/31/2012	(67.05)
50171000	Annual Incent Plan	CF	9300001231	8/31/2012	43.29
50171000	Annual Incent Plan	CF	9300001231	8/31/2012	(43.29)
50171000	Annual Incent Plan	CF	9300001233	8/31/2012	9.21
50171000	Annual Incent Plan	CF	9300001233	8/31/2012	(9.21)
50171000	Annual Incent Plan	CF	9300001235	8/31/2012	398.70
50171000	Annual Incent Plan	CF	9300001235	8/31/2012	(398.70)
50171000	Annual Incent Plan	CF	9300001237	8/31/2012	1,284.05
50171000	Annual Incent Plan	CF	9300001237	8/31/2012	(1,284.05)
50171000	Annual Incent Plan	CF	9300001239	8/31/2012	22.66
50171000	Annual Incent Plan	CF	9300001239	8/31/2012	(22.66)
50171000	Annual Incent Plan	CF	9300001241	8/31/2012	37.35
50171000	Annual Incent Plan	CF	9300001241	8/31/2012	(37.35)
50171000	Annual Incent Plan	CF	9300001243	8/31/2012	(11.20)
50171000	Annual Incent Plan	CF	9300001243	8/31/2012	11.20
50171000	Annual Incent Plan	CF	9300001245	8/31/2012	804.17
50171000	Annual Incent Plan	CF	9300001245	8/31/2012	(804.17)
50171000	Annual Incent Plan	CF	9300001247	8/31/2012	249.06
50171000	Annual Incent Plan	CF	9300001247	8/31/2012	(249.06)
50171000	Annual Incent Plan	CF	9300001249	8/31/2012	679.96
50171000	Annual Incent Plan	CF	9300001249	8/31/2012	(679.96)
50171000	Annual Incent Plan	CF	9300001251	8/31/2012	110.32
50171000	Annual Incent Plan	CF	9300001251	8/31/2012	(110.32)
50171000	Annual Incent Plan	CF	9300001253	8/31/2012	284.02
50171000	Annual Incent Plan	CF	9300001253	8/31/2012	(284.02)
50171000	Annual Incent Plan	CF	9300001255	8/31/2012	510.82
50171000	Annual Incent Plan	CF	9300001255	8/31/2012	(510.82)
50171000	Annual Incent Plan	CF	9300001257	8/31/2012	3,118.26
50171000	Annual Incent Plan	CF	9300001257	8/31/2012	(3,118.26)
50171000	Annual Incent Plan	CF	9300001259	8/31/2012	317.10
50171000	Annual Incent Plan	CF	9300001259	8/31/2012	(317.10)
50171000	Annual Incent Plan	CF	9300001261	8/31/2012	30.73
50171000	Annual Incent Plan	CF	9300001261	8/31/2012	(30.73)
50171000	Annual Incent Plan	CF	9300001263	8/31/2012	5.29
50171000	Annual Incent Plan	CF	9300001263	8/31/2012	(5.29)
50171000	Annual Incent Plan	CF	9300001265	8/31/2012	69.69
50171000	Annual Incent Plan	CF	9300001265	8/31/2012	(69.69)
50171000	Annual Incent Plan	CF	9300001267	8/31/2012	68.16
50171000	Annual Incent Plan	CF	9300001267	8/31/2012	(68.16)
50171000	Annual Incent Plan	CF	9300001269	8/31/2012	63.03
50171000	Annual Incent Plan	CF	9300001269	8/31/2012	(63.03)

Kentucky American Water Company

Case No. 2012-00520

Response to PSC DR1, Item 31

Account	Description	Doc Type	Document Number	Posting Date	Amount
50171000	Annual Incent Plan	CF	9300001271	8/31/2012	3.53
50171000	Annual Incent Plan	CF	9300001271	8/31/2012	(3.53)
50171000	Annual Incent Plan	CF	9300001273	8/31/2012	45.57
50171000	Annual Incent Plan	CF	9300001273	8/31/2012	(45.57)
50171000	Annual Incent Plan	CF	9300001275	8/31/2012	49.01
50171000	Annual Incent Plan	CF	9300001275	8/31/2012	(49.01)
50171000	Annual Incent Plan	CF	9300001277	8/31/2012	47.80
50171000	Annual Incent Plan	CF	9300001277	8/31/2012	(47.80)
50171000	Annual Incent Plan	CF	9300001279	8/31/2012	3,104.92
50171000	Annual Incent Plan	CF	9300001279	8/31/2012	(3,104.92)
50171000	Annual Incent Plan	CF	9300001281	8/31/2012	106.66
50171000	Annual Incent Plan	CF	9300001281	8/31/2012	(106.66)
50171000	Annual Incent Plan	CF	9300001283	8/31/2012	39.95
50171000	Annual Incent Plan	CF	9300001283	8/31/2012	(39.95)
50171000	Annual Incent Plan	CF	9300001285	8/31/2012	67.17
50171000	Annual Incent Plan	CF	9300001285	8/31/2012	(67.17)
50171000	Annual Incent Plan	CF	9300001287	8/31/2012	299.35
50171000	Annual Incent Plan	CF	9300001287	8/31/2012	(299.35)
50171000	Annual Incent Plan	CF	9300000056	8/31/2012	66.66
50171000	Annual Incent Plan	CF	9300000056	8/31/2012	(66.66)
50171000	Annual Incent Plan	CF	9300000057	8/31/2012	25.92
50171000	Annual Incent Plan	CF	9300000057	8/31/2012	(25.92)
50171000	Annual Incent Plan	CF	9300000058	8/31/2012	2,109.60
50171000	Annual Incent Plan	CF	9300000058	8/31/2012	(2,109.60)
50171000	Annual Incent Plan	CF	9300000059	8/31/2012	20.15
50171000	Annual Incent Plan	CF	9300000059	8/31/2012	(20.15)
50171000	Annual Incent Plan	CF	9300000060	8/31/2012	331.96
50171000	Annual Incent Plan	CF	9300000060	8/31/2012	(331.96)
50171000	Annual Incent Plan	CF	9300000061	8/31/2012	455.72
50171000	Annual Incent Plan	CF	9300000061	8/31/2012	(455.72)
50171000	Annual Incent Plan	CF	9300000062	8/31/2012	599.24
50171000	Annual Incent Plan	CF	9300000062	8/31/2012	(599.24)
50171000	Annual Incent Plan	CF	9300000063	8/31/2012	96.17
50171000	Annual Incent Plan	CF	9300000063	8/31/2012	(96.17)
50171000	Annual Incent Plan	CF	9300000064	8/31/2012	2,703.83
50171000	Annual Incent Plan	CF	9300000064	8/31/2012	(2,703.83)
50171000	Annual Incent Plan	CF	9300000065	8/31/2012	63.53
50171000	Annual Incent Plan	CF	9300000065	8/31/2012	(63.53)
50171000	Annual Incent Plan	CF	9300000066	8/31/2012	103.44
50171000	Annual Incent Plan	CF	9300000066	8/31/2012	(103.44)
50171000	Annual Incent Plan	CF	9300000067	8/31/2012	6.04
50171000	Annual Incent Plan	CF	9300000067	8/31/2012	(6.04)
50171000	Annual Incent Plan	CF	9300000068	8/31/2012	78.31
50171000	Annual Incent Plan	CF	9300000068	8/31/2012	(78.31)
50171000	Annual Incent Plan	CF	9300000069	8/31/2012	80.96
50171000	Annual Incent Plan	CF	9300000069	8/31/2012	(80.96)
50171000	Annual Incent Plan	CF	9300000070	8/31/2012	905.46
50171000	Annual Incent Plan	CF	9300000070	8/31/2012	(905.46)
50171000	Annual Incent Plan	CF	9300000071	8/31/2012	71.51
50171000	Annual Incent Plan	CF	9300000071	8/31/2012	(71.51)
50171000	Annual Incent Plan	CF	9300000072	8/31/2012	561.71
50171000	Annual Incent Plan	CF	9300000072	8/31/2012	(561.71)
50171000	Annual Incent Plan	CF	9300000073	8/31/2012	165.82

## Kentucky American Water Company

Case No. 2012-00520

Response to PSC DR1, Item 31

Account	Description	Doc Type	Document Number	Posting Date	Amount
50171000	Annual Incent Plan	CF	9300000073	8/31/2012	(165.82)
50171000	Annual Incent Plan	CF	9300000074	8/31/2012	120.26
50171000	Annual Incent Plan	CF	9300000074	8/31/2012	(120.26)
50171000	Annual Incent Plan	CF	9300000075	8/31/2012	30.19
50171000	Annual Incent Plan	CF	9300000075	8/31/2012	(30.19)
50171000	Annual Incent Plan	CF	9300000076	8/31/2012	353.18
50171000	Annual Incent Plan	CF	9300000076	8/31/2012	(353.18)
50171000	Annual Incent Plan	CF	9300000077	8/31/2012	211.57
50171000	Annual Incent Plan	CF	9300000077	8/31/2012	(211.57)
50171000	Annual Incent Plan	CF	9300000078	8/31/2012	93.31
50171000	Annual Incent Plan	CF	9300000078	8/31/2012	(93.31)
50171000	Annual Incent Plan	CF	9300000079	8/31/2012	6.18
50171000	Annual Incent Plan	CF	9300000079	8/31/2012	(6.18)
50171000	Annual Incent Plan	CF	9300000080	8/31/2012	784.71
50171000	Annual Incent Plan	CF	9300000080	8/31/2012	(784.71)
50171000	Annual Incent Plan	CF	9300000081	8/31/2012	315.89
50171000	Annual Incent Plan	CF	9300000081	8/31/2012	(315.89)
50171000	Annual Incent Plan	CF	9300000082	8/31/2012	106.44
50171000	Annual Incent Plan	CF	9300000082	8/31/2012	(106.44)
50171000	Annual Incent Plan	CF	9300000083	8/31/2012	52.48
50171000	Annual Incent Plan	CF	9300000083	8/31/2012	(52.48)
50171000	Annual Incent Plan	CF	9300000084	8/31/2012	12.36
50171000	Annual Incent Plan	CF	9300000084	8/31/2012	(12.36)
50171000	Annual Incent Plan	CF	9300000085	8/31/2012	40.88
50171000	Annual Incent Plan	CF	9300000085	8/31/2012	(40.88)
50171000	Annual Incent Plan	CF	9300000086	8/31/2012	194.52
50171000	Annual Incent Plan	CF	9300000086	8/31/2012	(194.52)
50171000	Annual Incent Plan	CF	9300000087	8/31/2012	56.44
50171000	Annual Incent Plan	CF	9300000087	8/31/2012	(56.44)
50171000	Annual Incent Plan	CF	9300000088	8/31/2012	435.35
50171000	Annual Incent Plan	CF	9300000088	8/31/2012	(435.35)
50171000	Annual Incent Plan	CF	9300000089	8/31/2012	101.11
50171000	Annual Incent Plan	CF	9300000089	8/31/2012	(101.11)
50171000	Annual Incent Plan	CF	9300000090	8/31/2012	244.39
50171000	Annual Incent Plan	CF	9300000090	8/31/2012	(244.39)
50171000	Annual Incent Plan	CF	9300000123	8/31/2012	(66.66)
50171000	Annual Incent Plan	CF	9300000123	8/31/2012	66.66
50171000	Annual Incent Plan	CF	9300000125	8/31/2012	(20.15)
50171000	Annual Incent Plan	CF	9300000125	8/31/2012	20.15
50171000	Annual Incent Plan	CF	9300000127	8/31/2012	(331.96)
50171000	Annual Incent Plan	CF	9300000127	8/31/2012	331.96
50171000	Annual Incent Plan	CF	9300000131	8/31/2012	(784.71)
50171000	Annual Incent Plan	CF	9300000131	8/31/2012	784.71
50171000	Annual Incent Plan	CF	9300000134	8/31/2012	(120.26)
50171000	Annual Incent Plan	CF	9300000134	8/31/2012	120.26
50171000	Annual Incent Plan	CF	9300000136	8/31/2012	(353.18)
50171000	Annual Incent Plan	CF	9300000136	8/31/2012	353.18
50171000	Annual Incent Plan	CF	9300000140	8/31/2012	(6.04)
50171000	Annual Incent Plan	CF	9300000140	8/31/2012	6.04
50171000	Annual Incent Plan	CF	9300000142	8/31/2012	(455.72)
50171000	Annual Incent Plan	CF	9300000142	8/31/2012	455.72
50171000	Annual Incent Plan	CF	9300000145	8/31/2012	(96.17)
50171000	Annual Incent Plan	CF	9300000145	8/31/2012	96.17

## Kentucky American Water Company

Case No. 2012-00520

Response to PSC DR1, Item 31

Account	Description	Doc Type	Document Number	Posting Date	Amount
50171000	Annual Incent Plan	CF	9300000149	8/31/2012	(78.31)
50171000	Annual Incent Plan	CF	9300000149	8/31/2012	78.31
50171000	Annual Incent Plan	CF	9300000151	8/31/2012	(101.11)
50171000	Annual Incent Plan	CF	9300000151	8/31/2012	101.11
50171000	Annual Incent Plan	CF	9300000154	8/31/2012	(6.18)
50171000	Annual Incent Plan	CF	9300000154	8/31/2012	6.18
50171000	Annual Incent Plan	CF	9300000156	8/31/2012	(315.89)
50171000	Annual Incent Plan	CF	9300000156	8/31/2012	315.89
50171000	Annual Incent Plan	CF	9300000159	8/31/2012	(905.46)
50171000	Annual Incent Plan	CF	9300000159	8/31/2012	905.46
50171000	Annual Incent Plan	CF	9300000162	8/31/2012	(40.88)
50171000	Annual Incent Plan	CF	9300000162	8/31/2012	40.88
50171000	Annual Incent Plan	CF	9300000165	8/31/2012	(561.71)
50171000	Annual Incent Plan	CF	9300000165	8/31/2012	561.71
50171000	Annual Incent Plan	CF	9300000169	8/31/2012	(211.57)
50171000	Annual Incent Plan	CF	9300000169	8/31/2012	211.57
50171000	Annual Incent Plan	CF	9300000171	8/31/2012	(599.24)
50171000	Annual Incent Plan	CF	9300000171	8/31/2012	599.24
50171000	Annual Incent Plan	CF	9300000173	8/31/2012	(80.96)
50171000	Annual Incent Plan	CF	9300000173	8/31/2012	80.96
50171000	Annual Incent Plan	CF	9300000175	8/31/2012	(194.52)
50171000	Annual Incent Plan	CF	9300000175	8/31/2012	194.52
50171000	Annual Incent Plan	CF	9300000177	8/31/2012	(435.35)
50171000	Annual Incent Plan	CF	9300000177	8/31/2012	435.35
50171000	Annual Incent Plan	CF	9300000181	8/31/2012	(2,109.60)
50171000	Annual Incent Plan	CF	9300000181	8/31/2012	2,109.60
50171000	Annual Incent Plan	CF	9300000183	8/31/2012	(165.82)
50171000	Annual Incent Plan	CF	9300000183	8/31/2012	165.82
50171000	Annual Incent Plan	CF	9300000187	8/31/2012	(12.36)
50171000	Annual Incent Plan	CF	9300000187	8/31/2012	12.36
50171000	Annual Incent Plan	CF	9300000189	8/31/2012	(56.44)
50171000	Annual Incent Plan	CF	9300000189	8/31/2012	56.44
50171000	Annual Incent Plan	CF	9300000191	8/31/2012	(71.51)
50171000	Annual Incent Plan	CF	9300000191	8/31/2012	71.51
50171000	Annual Incent Plan	CF	9300000194	8/31/2012	(63.53)
50171000	Annual Incent Plan	CF	9300000194	8/31/2012	63.53
50171000	Annual Incent Plan	CF	9300000196	8/31/2012	(106.44)
50171000	Annual Incent Plan	CF	9300000196	8/31/2012	106.44
50171000	Annual Incent Plan	CF	9300000198	8/31/2012	(30.19)
50171000	Annual Incent Plan	CF	9300000198	8/31/2012	30.19
50171000	Annual Incent Plan	CF	9300000200	8/31/2012	(25.92)
50171000	Annual Incent Plan	CF	9300000200	8/31/2012	25.92
50171000	Annual Incent Plan	CF	9300000202	8/31/2012	(2,703.83)
50171000	Annual Incent Plan	CF	9300000202	8/31/2012	2,703.83
50171000	Annual Incent Plan	CF	9300000204	8/31/2012	(103.44)
50171000	Annual Incent Plan	CF	9300000204	8/31/2012	103.44
50171000	Annual Incent Plan	CF	9300000206	8/31/2012	(93.31)
50171000	Annual Incent Plan	CF	9300000206	8/31/2012	93.31
50171000	Annual Incent Plan	CF	9300000208	8/31/2012	(52.48)
50171000	Annual Incent Plan	CF	9300000208	8/31/2012	52.48
50171000	Annual Incent Plan	CF	9300000210	8/31/2012	(244.39)
50171000	Annual Incent Plan	CF	9300000210	8/31/2012	244.39
50171000	Annual Incent Plan	CF	9300000219	8/31/2012	731.07

Kentucky American Water Company

Case No. 2012-00520

Response to PSC DR1, Item 31

Account	Description	Doc Type	Document Number	Posting Date	Amount
50171000	Annual Incent Plan	CF	9300000219	8/31/2012	(731.07)
50171000	Annual Incent Plan	CF	9300000220	8/31/2012	85.74
50171000	Annual Incent Plan	CF	9300000220	8/31/2012	(85.74)
50171000	Annual Incent Plan	CF	9300000221	8/31/2012	5,174.12
50171000	Annual Incent Plan	CF	9300000221	8/31/2012	(5,174.12)
50171000	Annual Incent Plan	CF	9300000222	8/31/2012	19.89
50171000	Annual Incent Plan	CF	9300000222	8/31/2012	(19.89)
50171000	Annual Incent Plan	CF	9300000223	8/31/2012	954.56
50171000	Annual Incent Plan	CF	9300000223	8/31/2012	(954.56)
50171000	Annual Incent Plan	CF	9300000224	8/31/2012	989.03
50171000	Annual Incent Plan	CF	9300000224	8/31/2012	(989.03)
50171000	Annual Incent Plan	CF	9300000225	8/31/2012	306.43
50171000	Annual Incent Plan	CF	9300000225	8/31/2012	(306.43)
50171000	Annual Incent Plan	CF	9300000226	8/31/2012	4,548.72
50171000	Annual Incent Plan	CF	9300000226	8/31/2012	(4,548.72)
50171000	Annual Incent Plan	CF	9300000227	8/31/2012	83.69
50171000	Annual Incent Plan	CF	9300000227	8/31/2012	(83.69)
50171000	Annual Incent Plan	CF	9300000228	8/31/2012	145.70
50171000	Annual Incent Plan	CF	9300000228	8/31/2012	(145.70)
50171000	Annual Incent Plan	CF	9300000229	8/31/2012	6.26
50171000	Annual Incent Plan	CF	9300000229	8/31/2012	(6.26)
50171000	Annual Incent Plan	CF	9300000230	8/31/2012	78.31
50171000	Annual Incent Plan	CF	9300000230	8/31/2012	(78.31)
50171000	Annual Incent Plan	CF	9300000231	8/31/2012	176.72
50171000	Annual Incent Plan	CF	9300000231	8/31/2012	(176.72)
50171000	Annual Incent Plan	CF	9300000232	8/31/2012	2,093.86
50171000	Annual Incent Plan	CF	9300000232	8/31/2012	(2,093.86)
50171000	Annual Incent Plan	CF	9300000233	8/31/2012	26.15
50171000	Annual Incent Plan	CF	9300000233	8/31/2012	(26.15)
50171000	Annual Incent Plan	CF	9300000234	8/31/2012	87.71
50171000	Annual Incent Plan	CF	9300000234	8/31/2012	(87.71)
50171000	Annual Incent Plan	CF	9300000235	8/31/2012	1,316.70
50171000	Annual Incent Plan	CF	9300000235	8/31/2012	(1,316.70)
50171000	Annual Incent Plan	CF	9300000236	8/31/2012	574.87
50171000	Annual Incent Plan	CF	9300000236	8/31/2012	(574.87)
50171000	Annual Incent Plan	CF	9300000237	8/31/2012	397.14
50171000	Annual Incent Plan	CF	9300000237	8/31/2012	(397.14)
50171000	Annual Incent Plan	CF	9300000238	8/31/2012	84.30
50171000	Annual Incent Plan	CF	9300000238	8/31/2012	(84.30)
50171000	Annual Incent Plan	CF	9300000239	8/31/2012	515.37
50171000	Annual Incent Plan	CF	9300000239	8/31/2012	(515.37)
50171000	Annual Incent Plan	CF	9300000240	8/31/2012	370.20
50171000	Annual Incent Plan	CF	9300000240	8/31/2012	(370.20)
50171000	Annual Incent Plan	CF	9300000241	8/31/2012	15.34
50171000	Annual Incent Plan	CF	9300000241	8/31/2012	(15.34)
50171000	Annual Incent Plan	CF	9300000242	8/31/2012	1,552.67
50171000	Annual Incent Plan	CF	9300000242	8/31/2012	(1,552.67)
50171000	Annual Incent Plan	CF	9300000243	8/31/2012	8.24
50171000	Annual Incent Plan	CF	9300000243	8/31/2012	(8.24)
50171000	Annual Incent Plan	CF	9300000244	8/31/2012	615.41
50171000	Annual Incent Plan	CF	9300000244	8/31/2012	(615.41)
50171000	Annual Incent Plan	CF	9300000245	8/31/2012	104.42
50171000	Annual Incent Plan	CF	9300000245	8/31/2012	(104.42)

Kentucky American Water Company

Case No. 2012-00520

Response to PSC DR1, Item 31

Account	Description	Doc Type	Document Number	Posting Date	Amount
50171000	Annual Incent Plan	CF	9300000246	8/31/2012	71.79
50171000	Annual Incent Plan	CF	9300000246	8/31/2012	(71.79)
50171000	Annual Incent Plan	CF	9300000247	8/31/2012	52.92
50171000	Annual Incent Plan	CF	9300000247	8/31/2012	(52.92)
50171000	Annual Incent Plan	CF	9300000248	8/31/2012	46.37
50171000	Annual Incent Plan	CF	9300000248	8/31/2012	(46.37)
50171000	Annual Incent Plan	CF	9300000249	8/31/2012	468.89
50171000	Annual Incent Plan	CF	9300000249	8/31/2012	(468.89)
50171000	Annual Incent Plan	CF	9300000250	8/31/2012	106.34
50171000	Annual Incent Plan	CF	9300000250	8/31/2012	(106.34)
50171000	Annual Incent Plan	CF	9300000251	8/31/2012	757.83
50171000	Annual Incent Plan	CF	9300000251	8/31/2012	(757.83)
50171000	Annual Incent Plan	CF	9300000252	8/31/2012	454.85
50171000	Annual Incent Plan	CF	9300000252	8/31/2012	(454.85)
50171000	Annual Incent Plan	CF	9300000292	8/31/2012	(731.07)
50171000	Annual Incent Plan	CF	9300000292	8/31/2012	731.07
50171000	Annual Incent Plan	CF	9300000294	8/31/2012	(19.89)
50171000	Annual Incent Plan	CF	9300000294	8/31/2012	19.89
50171000	Annual Incent Plan	CF	9300000297	8/31/2012	(1,552.67)
50171000	Annual Incent Plan	CF	9300000297	8/31/2012	1,552.67
50171000	Annual Incent Plan	CF	9300000301	8/31/2012	(397.14)
50171000	Annual Incent Plan	CF	9300000301	8/31/2012	397.14
50171000	Annual Incent Plan	CF	9300000303	8/31/2012	(515.37)
50171000	Annual Incent Plan	CF	9300000303	8/31/2012	515.37
50171000	Annual Incent Plan	CF	9300000307	8/31/2012	(6.26)
50171000	Annual Incent Plan	CF	9300000307	8/31/2012	6.26
50171000	Annual Incent Plan	CF	9300000309	8/31/2012	(954.56)
50171000	Annual Incent Plan	CF	9300000309	8/31/2012	954.56
50171000	Annual Incent Plan	CF	9300000313	8/31/2012	(306.43)
50171000	Annual Incent Plan	CF	9300000313	8/31/2012	306.43
50171000	Annual Incent Plan	CF	9300000318	8/31/2012	(78.31)
50171000	Annual Incent Plan	CF	9300000318	8/31/2012	78.31
50171000	Annual Incent Plan	CF	9300000320	8/31/2012	(15.34)
50171000	Annual Incent Plan	CF	9300000320	8/31/2012	15.34
50171000	Annual Incent Plan	CF	9300000323	8/31/2012	(615.41)
50171000	Annual Incent Plan	CF	9300000323	8/31/2012	615.41
50171000	Annual Incent Plan	CF	9300000328	8/31/2012	(2,093.86)
50171000	Annual Incent Plan	CF	9300000328	8/31/2012	2,093.86
50171000	Annual Incent Plan	CF	9300000331	8/31/2012	(52.92)
50171000	Annual Incent Plan	CF	9300000331	8/31/2012	52.92
50171000	Annual Incent Plan	CF	9300000333	8/31/2012	(46.37)
50171000	Annual Incent Plan	CF	9300000333	8/31/2012	46.37
50171000	Annual Incent Plan	CF	9300000335	8/31/2012	(26.15)
50171000	Annual Incent Plan	CF	9300000335	8/31/2012	26.15
50171000	Annual Incent Plan	CF	9300000340	8/31/2012	(1,316.70)
50171000	Annual Incent Plan	CF	9300000340	8/31/2012	1,316.70
50171000	Annual Incent Plan	CF	9300000344	8/31/2012	(370.20)
50171000	Annual Incent Plan	CF	9300000344	8/31/2012	370.20
50171000	Annual Incent Plan	CF	9300000348	8/31/2012	(989.03)
50171000	Annual Incent Plan	CF	9300000348	8/31/2012	989.03
50171000	Annual Incent Plan	CF	9300000351	8/31/2012	(176.72)
50171000	Annual Incent Plan	CF	9300000351	8/31/2012	176.72
50171000	Annual Incent Plan	CF	9300000353	8/31/2012	(468.89)

Kentucky American Water Company

Case No. 2012-00520

Response to PSC DR1, Item 31

Account	Description	Doc Type	Document Number	Posting Date	Amount
50171000	Annual Incent Plan	CF	9300000353	8/31/2012	468.89
50171000	Annual Incent Plan	CF	9300000355	8/31/2012	(757.83)
50171000	Annual Incent Plan	CF	9300000355	8/31/2012	757.83
50171000	Annual Incent Plan	CF	9300000359	8/31/2012	(5,174.12)
50171000	Annual Incent Plan	CF	9300000359	8/31/2012	5,174.12
50171000	Annual Incent Plan	CF	9300000361	8/31/2012	(574.87)
50171000	Annual Incent Plan	CF	9300000361	8/31/2012	574.87
50171000	Annual Incent Plan	CF	9300000365	8/31/2012	(71.79)
50171000	Annual Incent Plan	CF	9300000365	8/31/2012	71.79
50171000	Annual Incent Plan	CF	9300000367	8/31/2012	(106.34)
50171000	Annual Incent Plan	CF	9300000367	8/31/2012	106.34
50171000	Annual Incent Plan	CF	9300000369	8/31/2012	(87.71)
50171000	Annual Incent Plan	CF	9300000369	8/31/2012	87.71
50171000	Annual Incent Plan	CF	9300000373	8/31/2012	(83.69)
50171000	Annual Incent Plan	CF	9300000373	8/31/2012	83.69
50171000	Annual Incent Plan	CF	9300000375	8/31/2012	(8.24)
50171000	Annual Incent Plan	CF	9300000375	8/31/2012	8.24
50171000	Annual Incent Plan	CF	9300000377	8/31/2012	(84.30)
50171000	Annual Incent Plan	CF	9300000377	8/31/2012	84.30
50171000	Annual Incent Plan	CF	9300000379	8/31/2012	(85.74)
50171000	Annual Incent Plan	CF	9300000379	8/31/2012	85.74
50171000	Annual Incent Plan	CF	9300000381	8/31/2012	(4,548.72)
50171000	Annual Incent Plan	CF	9300000381	8/31/2012	4,548.72
50171000	Annual Incent Plan	CF	9300000383	8/31/2012	(145.70)
50171000	Annual Incent Plan	CF	9300000383	8/31/2012	145.70
50171000	Annual Incent Plan	CF	9300000385	8/31/2012	(104.42)
50171000	Annual Incent Plan	CF	9300000385	8/31/2012	104.42
50171000	Annual Incent Plan	CF	9300000387	8/31/2012	(454.85)
50171000	Annual Incent Plan	CF	9300000387	8/31/2012	454.85
50171600	Comp Exp-Options	SA	100000951	8/31/2012	1,779.00
50171800	Comp Exp-RSU's	SA	100000951	8/31/2012	3,250.00
50421000	401k Expense	CF	9300000491	8/31/2012	(51.46)
50421000	401k Expense	CF	9300000491	8/31/2012	51.46
50421000	401k Expense	CF	9300000054	8/31/2012	(3.52)
50421000	401k Expense	CF	9300000054	8/31/2012	3.52
50421000	401k Expense	CF	9300000055	8/31/2012	(9.02)
50421000	401k Expense	CF	9300000055	8/31/2012	9.02
50421000	401k Expense	CF	9300000123	8/31/2012	(31.76)
50421000	401k Expense	CF	9300000123	8/31/2012	31.76
50421000	401k Expense	CF	9300000125	8/31/2012	(13.70)
50421000	401k Expense	CF	9300000125	8/31/2012	13.70
50421000	401k Expense	CF	9300000127	8/31/2012	(90.40)
50421000	401k Expense	CF	9300000127	8/31/2012	90.40
50421000	401k Expense	CF	9300000131	8/31/2012	(431.68)
50421000	401k Expense	CF	9300000131	8/31/2012	431.68
50421000	401k Expense	CF	9300000134	8/31/2012	(64.61)
50421000	401k Expense	CF	9300000134	8/31/2012	64.61
50421000	401k Expense	CF	9300000136	8/31/2012	(192.48)
50421000	401k Expense	CF	9300000136	8/31/2012	192.48
50421000	401k Expense	CF	9300000140	8/31/2012	(4.95)
50421000	401k Expense	CF	9300000140	8/31/2012	4.95
50421000	401k Expense	CF	9300000142	8/31/2012	(268.65)
50421000	401k Expense	CF	9300000142	8/31/2012	268.65

## Kentucky American Water Company

Case No. 2012-00520

Response to PSC DR1, Item 31

Account	Description	Doc Type	Document Number	Posting Date	Amount
50421000	401k Expense	CF	9300000145	8/31/2012	(10.80)
50421000	401k Expense	CF	9300000145	8/31/2012	10.80
50421000	401k Expense	CF	9300000149	8/31/2012	(64.24)
50421000	401k Expense	CF	9300000149	8/31/2012	64.24
50421000	401k Expense	CF	9300000151	8/31/2012	(51.93)
50421000	401k Expense	CF	9300000151	8/31/2012	51.93
50421000	401k Expense	CF	9300000154	8/31/2012	(3.35)
50421000	401k Expense	CF	9300000154	8/31/2012	3.35
50421000	401k Expense	CF	9300000156	8/31/2012	(93.61)
50421000	401k Expense	CF	9300000156	8/31/2012	93.61
50421000	401k Expense	CF	9300000159	8/31/2012	(355.24)
50421000	401k Expense	CF	9300000159	8/31/2012	355.24
50421000	401k Expense	CF	9300000162	8/31/2012	(6.48)
50421000	401k Expense	CF	9300000162	8/31/2012	6.48
50421000	401k Expense	CF	9300000165	8/31/2012	(105.72)
50421000	401k Expense	CF	9300000165	8/31/2012	105.72
50421000	401k Expense	CF	9300000169	8/31/2012	(40.76)
50421000	401k Expense	CF	9300000169	8/31/2012	40.76
50421000	401k Expense	CF	9300000171	8/31/2012	(378.43)
50421000	401k Expense	CF	9300000171	8/31/2012	378.43
50421000	401k Expense	CF	9300000173	8/31/2012	(6.48)
50421000	401k Expense	CF	9300000173	8/31/2012	6.48
50421000	401k Expense	CF	9300000175	8/31/2012	(85.49)
50421000	401k Expense	CF	9300000175	8/31/2012	85.49
50421000	401k Expense	CF	9300000177	8/31/2012	(160.67)
50421000	401k Expense	CF	9300000177	8/31/2012	160.67
50421000	401k Expense	CF	9300000181	8/31/2012	(721.42)
50421000	401k Expense	CF	9300000181	8/31/2012	721.42
50421000	401k Expense	CF	9300000183	8/31/2012	(107.14)
50421000	401k Expense	CF	9300000183	8/31/2012	107.14
50421000	401k Expense	CF	9300000187	8/31/2012	(10.16)
50421000	401k Expense	CF	9300000187	8/31/2012	10.16
50421000	401k Expense	CF	9300000189	8/31/2012	(13.01)
50421000	401k Expense	CF	9300000189	8/31/2012	13.01
50421000	401k Expense	CF	9300000191	8/31/2012	(36.71)
50421000	401k Expense	CF	9300000191	8/31/2012	36.71
50421000	401k Expense	CF	9300000194	8/31/2012	24.03
50421000	401k Expense	CF	9300000194	8/31/2012	(24.03)
50421000	401k Expense	CF	9300000196	8/31/2012	(87.43)
50421000	401k Expense	CF	9300000196	8/31/2012	87.43
50421000	401k Expense	CF	9300000198	8/31/2012	(23.72)
50421000	401k Expense	CF	9300000198	8/31/2012	23.72
50421000	401k Expense	CF	9300000200	8/31/2012	(13.29)
50421000	401k Expense	CF	9300000200	8/31/2012	13.29
50421000	401k Expense	CF	9300000202	8/31/2012	(1,280.21)
50421000	401k Expense	CF	9300000202	8/31/2012	1,280.21
50421000	401k Expense	CF	9300000204	8/31/2012	(26.69)
50421000	401k Expense	CF	9300000204	8/31/2012	26.69
50421000	401k Expense	CF	9300000206	8/31/2012	(76.64)
50421000	401k Expense	CF	9300000206	8/31/2012	76.64
50421000	401k Expense	CF	9300000208	8/31/2012	(24.88)
50421000	401k Expense	CF	9300000208	8/31/2012	24.88
50421000	401k Expense	CF	9300000210	8/31/2012	(104.23)



## Kentucky American Water Company

Case No. 2012-00520

Response to PSC DR1, Item 31

Account	Description	Doc Type	Document Number	Posting Date	Amount
50421000	401k Expense	CF	9300000210	8/31/2012	104.23
50421000	401k Expense	CF	9300000216	8/31/2012	(2.16)
50421000	401k Expense	CF	9300000216	8/31/2012	2.16
50421000	401k Expense	CF	9300000217	8/31/2012	(15.61)
50421000	401k Expense	CF	9300000217	8/31/2012	15.61
50421000	401k Expense	CF	9300000292	8/31/2012	(193.26)
50421000	401k Expense	CF	9300000292	8/31/2012	193.26
50421000	401k Expense	CF	9300000294	8/31/2012	(16.34)
50421000	401k Expense	CF	9300000294	8/31/2012	16.34
50421000	401k Expense	CF	9300000297	8/31/2012	(854.19)
50421000	401k Expense	CF	9300000297	8/31/2012	854.19
50421000	401k Expense	CF	9300000301	8/31/2012	(252.04)
50421000	401k Expense	CF	9300000301	8/31/2012	252.04
50421000	401k Expense	CF	9300000303	8/31/2012	(307.82)
50421000	401k Expense	CF	9300000303	8/31/2012	307.82
50421000	401k Expense	CF	9300000309	8/31/2012	(549.14)
50421000	401k Expense	CF	9300000309	8/31/2012	549.14
50421000	401k Expense	CF	9300000313	8/31/2012	(56.28)
50421000	401k Expense	CF	9300000313	8/31/2012	56.28
50421000	401k Expense	CF	9300000318	8/31/2012	(64.28)
50421000	401k Expense	CF	9300000318	8/31/2012	64.28
50421000	401k Expense	CF	9300000320	8/31/2012	(5.33)
50421000	401k Expense	CF	9300000320	8/31/2012	5.33
50421000	401k Expense	CF	9300000323	8/31/2012	(157.26)
50421000	401k Expense	CF	9300000323	8/31/2012	157.26
50421000	401k Expense	CF	9300000328	8/31/2012	(908.48)
50421000	401k Expense	CF	9300000328	8/31/2012	908.48
50421000	401k Expense	CF	9300000333	8/31/2012	(6.48)
50421000	401k Expense	CF	9300000333	8/31/2012	6.48
50421000	401k Expense	CF	9300000340	8/31/2012	(263.86)
50421000	401k Expense	CF	9300000340	8/31/2012	263.86
50421000	401k Expense	CF	9300000344	8/31/2012	(54.40)
50421000	401k Expense	CF	9300000344	8/31/2012	54.40
50421000	401k Expense	CF	9300000348	8/31/2012	(738.28)
50421000	401k Expense	CF	9300000348	8/31/2012	738.28
50421000	401k Expense	CF	9300000351	8/31/2012	(4.32)
50421000	401k Expense	CF	9300000351	8/31/2012	4.32
50421000	401k Expense	CF	9300000353	8/31/2012	(233.08)
50421000	401k Expense	CF	9300000353	8/31/2012	233.08
50421000	401k Expense	CF	9300000355	8/31/2012	(494.54)
50421000	401k Expense	CF	9300000355	8/31/2012	494.54
50421000	401k Expense	CF	9300000359	8/31/2012	(1,623.12)
50421000	401k Expense	CF	9300000359	8/31/2012	1,623.12
50421000	401k Expense	CF	9300000361	8/31/2012	(265.56)
50421000	401k Expense	CF	9300000361	8/31/2012	265.56
50421000	401k Expense	CF	9300000367	8/31/2012	(34.56)
50421000	401k Expense	CF	9300000367	8/31/2012	34.56
50421000	401k Expense	CF	9300000369	8/31/2012	(71.54)
50421000	401k Expense	CF	9300000369	8/31/2012	71.54
50421000	401k Expense	CF	9300000373	8/31/2012	(16.10)
50421000	401k Expense	CF	9300000373	8/31/2012	16.10
50421000	401k Expense	CF	9300000377	8/31/2012	(69.26)
50421000	401k Expense	CF	9300000377	8/31/2012	69.26

## Kentucky American Water Company

Case No. 2012-00520

Response to PSC DR1, Item 31

Account	Description	Doc Type	Document Number	Posting Date	Amount
50421000	401k Expense	CF	9300000379	8/31/2012	(41.62)
50421000	401k Expense	CF	9300000379	8/31/2012	41.62
50421000	401k Expense	CF	9300000381	8/31/2012	(2,149.69)
50421000	401k Expense	CF	9300000381	8/31/2012	2,149.69
50421000	401k Expense	CF	9300000383	8/31/2012	(20.06)
50421000	401k Expense	CF	9300000383	8/31/2012	20.06
50421000	401k Expense	CF	9300000385	8/31/2012	(76.34)
50421000	401k Expense	CF	9300000385	8/31/2012	76.34
50421000	401k Expense	CF	9300000387	8/31/2012	(209.60)
50421000	401k Expense	CF	9300000387	8/31/2012	209.60
50421100	401k Exp Cap Credits	UT	9300000121	8/31/2012	(202.74)
50421100	401k Exp Cap Credits	UT	9300000290	8/31/2012	(561.09)
50422000	DCP Expense	CF	9300000491	8/31/2012	(180.10)
50422000	DCP Expense	CF	9300000491	8/31/2012	180.10
50422000	DCP Expense	CF	9300000055	8/31/2012	(7.78)
50422000	DCP Expense	CF	9300000055	8/31/2012	7.78
50422000	DCP Expense	CF	9300000123	8/31/2012	(57.24)
50422000	DCP Expense	CF	9300000123	8/31/2012	57.24
50422000	DCP Expense	CF	9300000125	8/31/2012	(13.64)
50422000	DCP Expense	CF	9300000125	8/31/2012	13.64
50422000	DCP Expense	CF	9300000127	8/31/2012	(178.99)
50422000	DCP Expense	CF	9300000127	8/31/2012	178.99
50422000	DCP Expense	CF	9300000131	8/31/2012	(100.97)
50422000	DCP Expense	CF	9300000131	8/31/2012	100.97
50422000	DCP Expense	CF	9300000136	8/31/2012	(185.42)
50422000	DCP Expense	CF	9300000136	8/31/2012	185.42
50422000	DCP Expense	CF	9300000140	8/31/2012	(6.50)
50422000	DCP Expense	CF	9300000140	8/31/2012	6.50
50422000	DCP Expense	CF	9300000142	8/31/2012	(103.99)
50422000	DCP Expense	CF	9300000142	8/31/2012	103.99
50422000	DCP Expense	CF	9300000145	8/31/2012	(36.75)
50422000	DCP Expense	CF	9300000145	8/31/2012	36.75
50422000	DCP Expense	CF	9300000149	8/31/2012	(84.44)
50422000	DCP Expense	CF	9300000149	8/31/2012	84.44
50422000	DCP Expense	CF	9300000154	8/31/2012	(4.31)
50422000	DCP Expense	CF	9300000154	8/31/2012	4.31
50422000	DCP Expense	CF	9300000156	8/31/2012	(226.31)
50422000	DCP Expense	CF	9300000156	8/31/2012	226.31
50422000	DCP Expense	CF	9300000159	8/31/2012	(179.58)
50422000	DCP Expense	CF	9300000159	8/31/2012	179.58
50422000	DCP Expense	CF	9300000162	8/31/2012	(33.60)
50422000	DCP Expense	CF	9300000162	8/31/2012	33.60
50422000	DCP Expense	CF	9300000165	8/31/2012	(326.71)
50422000	DCP Expense	CF	9300000165	8/31/2012	326.71
50422000	DCP Expense	CF	9300000169	8/31/2012	(142.46)
50422000	DCP Expense	CF	9300000169	8/31/2012	142.46
50422000	DCP Expense	CF	9300000171	8/31/2012	(509.59)
50422000	DCP Expense	CF	9300000171	8/31/2012	509.59
50422000	DCP Expense	CF	9300000173	8/31/2012	(43.05)
50422000	DCP Expense	CF	9300000173	8/31/2012	43.05
50422000	DCP Expense	CF	9300000175	8/31/2012	(142.48)
50422000	DCP Expense	CF	9300000175	8/31/2012	142.48
50422000	DCP Expense	CF	9300000177	8/31/2012	(480.48)

## Kentucky American Water Company

Case No. 2012-00520

Response to PSC DR1, Item 31

Account	Description	Doc Type	Document Number	Posting Date	Amount
50422000	DCP Expense	CF	9300000177	8/31/2012	480.48
50422000	DCP Expense	CF	9300000181	8/31/2012	(1,273.48)
50422000	DCP Expense	CF	9300000181	8/31/2012	1,273.48
50422000	DCP Expense	CF	9300000183	8/31/2012	(183.69)
50422000	DCP Expense	CF	9300000183	8/31/2012	183.69
50422000	DCP Expense	CF	9300000185	8/31/2012	(4.27)
50422000	DCP Expense	CF	9300000185	8/31/2012	4.27
50422000	DCP Expense	CF	9300000187	8/31/2012	(13.32)
50422000	DCP Expense	CF	9300000187	8/31/2012	13.32
50422000	DCP Expense	CF	9300000189	8/31/2012	(44.63)
50422000	DCP Expense	CF	9300000189	8/31/2012	44.63
50422000	DCP Expense	CF	9300000194	8/31/2012	(36.76)
50422000	DCP Expense	CF	9300000194	8/31/2012	36.76
50422000	DCP Expense	CF	9300000196	8/31/2012	(114.74)
50422000	DCP Expense	CF	9300000196	8/31/2012	114.74
50422000	DCP Expense	CF	9300000198	8/31/2012	(32.55)
50422000	DCP Expense	CF	9300000198	8/31/2012	32.55
50422000	DCP Expense	CF	9300000202	8/31/2012	(1,192.39)
50422000	DCP Expense	CF	9300000202	8/31/2012	1,192.39
50422000	DCP Expense	CF	9300000204	8/31/2012	(36.45)
50422000	DCP Expense	CF	9300000204	8/31/2012	36.45
50422000	DCP Expense	CF	9300000206	8/31/2012	(100.59)
50422000	DCP Expense	CF	9300000206	8/31/2012	100.59
50422000	DCP Expense	CF	9300000208	8/31/2012	(44.13)
50422000	DCP Expense	CF	9300000208	8/31/2012	44.13
50422000	DCP Expense	CF	9300000210	8/31/2012	(322.20)
50422000	DCP Expense	CF	9300000210	8/31/2012	322.20
50422000	DCP Expense	CF	9300000217	8/31/2012	(17.47)
50422000	DCP Expense	CF	9300000217	8/31/2012	17.47
50422000	DCP Expense	CF	9300000292	8/31/2012	(437.48)
50422000	DCP Expense	CF	9300000292	8/31/2012	437.48
50422000	DCP Expense	CF	9300000294	8/31/2012	(21.44)
50422000	DCP Expense	CF	9300000294	8/31/2012	21.44
50422000	DCP Expense	CF	9300000297	8/31/2012	(200.50)
50422000	DCP Expense	CF	9300000297	8/31/2012	200.50
50422000	DCP Expense	CF	9300000301	8/31/2012	(168.80)
50422000	DCP Expense	CF	9300000301	8/31/2012	168.80
50422000	DCP Expense	CF	9300000303	8/31/2012	(151.44)
50422000	DCP Expense	CF	9300000303	8/31/2012	151.44
50422000	DCP Expense	CF	9300000307	8/31/2012	(6.76)
50422000	DCP Expense	CF	9300000307	8/31/2012	6.76
50422000	DCP Expense	CF	9300000309	8/31/2012	(200.18)
50422000	DCP Expense	CF	9300000309	8/31/2012	200.18
50422000	DCP Expense	CF	9300000313	8/31/2012	(262.24)
50422000	DCP Expense	CF	9300000313	8/31/2012	262.24
50422000	DCP Expense	CF	9300000318	8/31/2012	(84.48)
50422000	DCP Expense	CF	9300000318	8/31/2012	84.48
50422000	DCP Expense	CF	9300000323	8/31/2012	(405.70)
50422000	DCP Expense	CF	9300000323	8/31/2012	405.70
50422000	DCP Expense	CF	9300000328	8/31/2012	(23.02)
50422000	DCP Expense	CF	9300000328	8/31/2012	23.02
50422000	DCP Expense	CF	9300000331	8/31/2012	(57.96)
50422000	DCP Expense	CF	9300000331	8/31/2012	57.96

## Kentucky American Water Company

Case No. 2012-00520

Response to PSC DR1, Item 31

Account	Description	Doc Type	Document Number	Posting Date	Amount
50422000	DCP Expense	CF	9300000333	8/31/2012	(29.40)
50422000	DCP Expense	CF	9300000333	8/31/2012	29.40
50422000	DCP Expense	CF	9300000335	8/31/2012	(10.50)
50422000	DCP Expense	CF	9300000335	8/31/2012	10.50
50422000	DCP Expense	CF	9300000340	8/31/2012	(779.96)
50422000	DCP Expense	CF	9300000340	8/31/2012	779.96
50422000	DCP Expense	CF	9300000344	8/31/2012	(284.92)
50422000	DCP Expense	CF	9300000344	8/31/2012	284.92
50422000	DCP Expense	CF	9300000348	8/31/2012	(776.66)
50422000	DCP Expense	CF	9300000348	8/31/2012	776.66
50422000	DCP Expense	CF	9300000351	8/31/2012	(18.90)
50422000	DCP Expense	CF	9300000351	8/31/2012	18.90
50422000	DCP Expense	CF	9300000353	8/31/2012	(512.42)
50422000	DCP Expense	CF	9300000353	8/31/2012	512.42
50422000	DCP Expense	CF	9300000355	8/31/2012	(775.82)
50422000	DCP Expense	CF	9300000355	8/31/2012	775.82
50422000	DCP Expense	CF	9300000359	8/31/2012	(3,221.94)
50422000	DCP Expense	CF	9300000359	8/31/2012	3,221.94
50422000	DCP Expense	CF	9300000361	8/31/2012	(485.04)
50422000	DCP Expense	CF	9300000361	8/31/2012	485.04
50422000	DCP Expense	CF	9300000367	8/31/2012	(42.00)
50422000	DCP Expense	CF	9300000367	8/31/2012	42.00
50422000	DCP Expense	CF	9300000369	8/31/2012	(94.60)
50422000	DCP Expense	CF	9300000369	8/31/2012	94.60
50422000	DCP Expense	CF	9300000373	8/31/2012	(21.10)
50422000	DCP Expense	CF	9300000373	8/31/2012	21.10
50422000	DCP Expense	CF	9300000375	8/31/2012	(8.88)
50422000	DCP Expense	CF	9300000375	8/31/2012	8.88
50422000	DCP Expense	CF	9300000377	8/31/2012	(90.90)
50422000	DCP Expense	CF	9300000377	8/31/2012	90.90
50422000	DCP Expense	CF	9300000381	8/31/2012	(2,369.01)
50422000	DCP Expense	CF	9300000381	8/31/2012	2,369.01
50422000	DCP Expense	CF	9300000383	8/31/2012	(41.50)
50422000	DCP Expense	CF	9300000383	8/31/2012	41.50
50422000	DCP Expense	CF	9300000385	8/31/2012	(113.16)
50422000	DCP Expense	CF	9300000385	8/31/2012	113.16
50422000	DCP Expense	CF	9300000387	8/31/2012	(442.16)
50422000	DCP Expense	CF	9300000387	8/31/2012	442.16
50422100	DCP Exp Cap Credits	UT	9300000121	8/31/2012	(316.47)
50422100	DCP Exp Cap Credits	UT	9300000290	8/31/2012	(690.41)
50423000	ESPP Expense	CF	9300000418	8/31/2012	(812.83)
50423000	ESPP Expense	CF	9300000418	8/31/2012	812.83
50451000	Employee Awards	CF	9300000473	8/31/2012	(89.17)
50451000	Employee Awards	CF	9300000473	8/31/2012	89.17
50510000	PBOP Expense	SA	100000884	8/31/2012	70,420.00
50510000	PBOP Expense	SA	100000908	8/31/2012	(3,673.00)
50510000	PBOP Expense	SA	100000910	8/31/2012	(3,841.00)
50510000	PBOP Expense	SA	100000947	8/31/2012	3,841.00
50510000	PBOP Expense	SA	100001021	8/31/2012	(359.60)
50510000	PBOP Expense	CF	9300000482	8/31/2012	466.87
50510000	PBOP Expense	CF	9300000482	8/31/2012	(466.87)
50510000	PBOP Expense	CF	9300000487	8/31/2012	3,673.00
50510000	PBOP Expense	CF	9300000487	8/31/2012	(3,673.00)

## Kentucky American Water Company

Case No. 2012-00520

Response to PSC DR1, Item 31

Account	Description	Doc Type	Document Number	Posting Date	Amount
50510000	PBOP Expense	CF	9300000491	8/31/2012	(466.87)
50510000	PBOP Expense	CF	9300000491	8/31/2012	466.87
50510000	PBOP Expense	CF	9300000518	8/31/2012	3,841.00
50510000	PBOP Expense	CF	9300000518	8/31/2012	(3,841.00)
50510000	PBOP Expense	CF	9300001007	8/31/2012	(3,841.00)
50510000	PBOP Expense	CF	9300001007	8/31/2012	3,841.00
50510000	PBOP Expense	CF	9300001199	8/31/2012	359.60
50510000	PBOP Expense	CF	9300001199	8/31/2012	(359.60)
50510000	PBOP Expense	CF	9300001206	8/31/2012	(6,336.28)
50510000	PBOP Expense	CF	9300001206	8/31/2012	(34,438.31)
50510000	PBOP Expense	CF	9300001206	8/31/2012	(3,442.85)
50510000	PBOP Expense	CF	9300001206	8/31/2012	(430.44)
50510000	PBOP Expense	CF	9300001206	8/31/2012	(109.91)
50510000	PBOP Expense	CF	9300001206	8/31/2012	6,336.28
50510000	PBOP Expense	CF	9300001206	8/31/2012	34,438.31
50510000	PBOP Expense	CF	9300001206	8/31/2012	3,442.85
50510000	PBOP Expense	CF	9300001206	8/31/2012	430.44
50510000	PBOP Expense	CF	9300001206	8/31/2012	109.91
50510000	PBOP Expense	CF	9300001211	8/31/2012	866.34
50510000	PBOP Expense	CF	9300001211	8/31/2012	(866.34)
50510000	PBOP Expense	CF	9300001213	8/31/2012	43.49
50510000	PBOP Expense	CF	9300001213	8/31/2012	(43.49)
50510000	PBOP Expense	CF	9300001215	8/31/2012	360.51
50510000	PBOP Expense	CF	9300001215	8/31/2012	(360.51)
50510000	PBOP Expense	CF	9300001217	8/31/2012	2,538.39
50510000	PBOP Expense	CF	9300001217	8/31/2012	(2,538.39)
50510000	PBOP Expense	CF	9300001219	8/31/2012	561.89
50510000	PBOP Expense	CF	9300001219	8/31/2012	(561.89)
50510000	PBOP Expense	CF	9300001221	8/31/2012	1,124.67
50510000	PBOP Expense	CF	9300001221	8/31/2012	(1,124.67)
50510000	PBOP Expense	CF	9300001223	8/31/2012	13.36
50510000	PBOP Expense	CF	9300001223	8/31/2012	(13.36)
50510000	PBOP Expense	CF	9300001225	8/31/2012	1,531.56
50510000	PBOP Expense	CF	9300001225	8/31/2012	(1,531.56)
50510000	PBOP Expense	CF	9300001227	8/31/2012	437.22
50510000	PBOP Expense	CF	9300001227	8/31/2012	(437.22)
50510000	PBOP Expense	CF	9300001229	8/31/2012	170.09
50510000	PBOP Expense	CF	9300001229	8/31/2012	(170.09)
50510000	PBOP Expense	CF	9300001231	8/31/2012	109.81
50510000	PBOP Expense	CF	9300001231	8/31/2012	(109.81)
50510000	PBOP Expense	CF	9300001233	8/31/2012	23.37
50510000	PBOP Expense	CF	9300001233	8/31/2012	(23.37)
50510000	PBOP Expense	CF	9300001235	8/31/2012	1,011.39
50510000	PBOP Expense	CF	9300001235	8/31/2012	(1,011.39)
50510000	PBOP Expense	CF	9300001237	8/31/2012	3,257.26
50510000	PBOP Expense	CF	9300001237	8/31/2012	(3,257.26)
50510000	PBOP Expense	CF	9300001239	8/31/2012	57.47
50510000	PBOP Expense	CF	9300001239	8/31/2012	(57.47)
50510000	PBOP Expense	CF	9300001241	8/31/2012	94.76
50510000	PBOP Expense	CF	9300001241	8/31/2012	(94.76)
50510000	PBOP Expense	CF	9300001243	8/31/2012	28.40
50510000	PBOP Expense	CF	9300001243	8/31/2012	(28.40)
50510000	PBOP Expense	CF	9300001245	8/31/2012	2,039.95

## Kentucky American Water Company

Case No. 2012-00520

Response to PSC DR1, Item 31

Account	Description	Doc Type	Document Number	Posting Date	Amount
50510000	PBOP Expense	CF	9300001245	8/31/2012	(2,039.95)
50510000	PBOP Expense	CF	9300001247	8/31/2012	631.80
50510000	PBOP Expense	CF	9300001247	8/31/2012	(631.80)
50510000	PBOP Expense	CF	9300001249	8/31/2012	1,724.86
50510000	PBOP Expense	CF	9300001249	8/31/2012	(1,724.86)
50510000	PBOP Expense	CF	9300001251	8/31/2012	279.84
50510000	PBOP Expense	CF	9300001251	8/31/2012	(279.84)
50510000	PBOP Expense	CF	9300001253	8/31/2012	720.46
50510000	PBOP Expense	CF	9300001253	8/31/2012	(720.46)
50510000	PBOP Expense	CF	9300001255	8/31/2012	1,295.80
50510000	PBOP Expense	CF	9300001255	8/31/2012	(1,295.80)
50510000	PBOP Expense	CF	9300001257	8/31/2012	7,910.11
50510000	PBOP Expense	CF	9300001257	8/31/2012	(7,910.11)
50510000	PBOP Expense	CF	9300001259	8/31/2012	804.39
50510000	PBOP Expense	CF	9300001259	8/31/2012	(804.39)
50510000	PBOP Expense	CF	9300001261	8/31/2012	77.97
50510000	PBOP Expense	CF	9300001261	8/31/2012	(77.97)
50510000	PBOP Expense	CF	9300001263	8/31/2012	13.42
50510000	PBOP Expense	CF	9300001263	8/31/2012	(13.42)
50510000	PBOP Expense	CF	9300001265	8/31/2012	176.78
50510000	PBOP Expense	CF	9300001265	8/31/2012	(176.78)
50510000	PBOP Expense	CF	9300001267	8/31/2012	172.92
50510000	PBOP Expense	CF	9300001267	8/31/2012	(172.92)
50510000	PBOP Expense	CF	9300001269	8/31/2012	159.88
50510000	PBOP Expense	CF	9300001269	8/31/2012	(159.88)
50510000	PBOP Expense	CF	9300001271	8/31/2012	8.95
50510000	PBOP Expense	CF	9300001271	8/31/2012	(8.95)
50510000	PBOP Expense	CF	9300001273	8/31/2012	115.59
50510000	PBOP Expense	CF	9300001273	8/31/2012	(115.59)
50510000	PBOP Expense	CF	9300001275	8/31/2012	124.33
50510000	PBOP Expense	CF	9300001275	8/31/2012	(124.33)
50510000	PBOP Expense	CF	9300001277	8/31/2012	121.27
50510000	PBOP Expense	CF	9300001277	8/31/2012	(121.27)
50510000	PBOP Expense	CF	9300001279	8/31/2012	7,876.25
50510000	PBOP Expense	CF	9300001279	8/31/2012	(7,876.25)
50510000	PBOP Expense	CF	9300001281	8/31/2012	270.56
50510000	PBOP Expense	CF	9300001281	8/31/2012	(270.56)
50510000	PBOP Expense	CF	9300001283	8/31/2012	101.33
50510000	PBOP Expense	CF	9300001283	8/31/2012	(101.33)
50510000	PBOP Expense	CF	9300001285	8/31/2012	170.39
50510000	PBOP Expense	CF	9300001285	8/31/2012	(170.39)
50510000	PBOP Expense	CF	9300001287	8/31/2012	759.37
50510000	PBOP Expense	CF	9300001287	8/31/2012	(759.37)
50510000	PBOP Expense	CF	9300000056	8/31/2012	186.30
50510000	PBOP Expense	CF	9300000056	8/31/2012	(186.30)
50510000	PBOP Expense	CF	9300000057	8/31/2012	72.45
50510000	PBOP Expense	CF	9300000057	8/31/2012	(72.45)
50510000	PBOP Expense	CF	9300000058	8/31/2012	5,895.62
50510000	PBOP Expense	CF	9300000058	8/31/2012	(5,895.62)
50510000	PBOP Expense	CF	9300000059	8/31/2012	56.31
50510000	PBOP Expense	CF	9300000059	8/31/2012	(56.31)
50510000	PBOP Expense	CF	9300000060	8/31/2012	927.73
50510000	PBOP Expense	CF	9300000060	8/31/2012	(927.73)

## Kentucky American Water Company

Case No. 2012-00520

Response to PSC DR1, Item 31

Account	Description	Doc Type	Document Number	Posting Date	Amount
50510000	PBOP Expense	CF	9300000061	8/31/2012	1,273.58
50510000	PBOP Expense	CF	9300000061	8/31/2012	(1,273.58)
50510000	PBOP Expense	CF	9300000062	8/31/2012	1,674.68
50510000	PBOP Expense	CF	9300000062	8/31/2012	(1,674.68)
50510000	PBOP Expense	CF	9300000063	8/31/2012	268.77
50510000	PBOP Expense	CF	9300000063	8/31/2012	(268.77)
50510000	PBOP Expense	CF	9300000064	8/31/2012	7,556.29
50510000	PBOP Expense	CF	9300000064	8/31/2012	(7,556.29)
50510000	PBOP Expense	CF	9300000065	8/31/2012	177.55
50510000	PBOP Expense	CF	9300000065	8/31/2012	(177.55)
50510000	PBOP Expense	CF	9300000066	8/31/2012	289.07
50510000	PBOP Expense	CF	9300000066	8/31/2012	(289.07)
50510000	PBOP Expense	CF	9300000067	8/31/2012	16.87
50510000	PBOP Expense	CF	9300000067	8/31/2012	(16.87)
50510000	PBOP Expense	CF	9300000068	8/31/2012	218.85
50510000	PBOP Expense	CF	9300000068	8/31/2012	(218.85)
50510000	PBOP Expense	CF	9300000069	8/31/2012	226.25
50510000	PBOP Expense	CF	9300000069	8/31/2012	(226.25)
50510000	PBOP Expense	CF	9300000070	8/31/2012	2,530.45
50510000	PBOP Expense	CF	9300000070	8/31/2012	(2,530.45)
50510000	PBOP Expense	CF	9300000071	8/31/2012	199.85
50510000	PBOP Expense	CF	9300000071	8/31/2012	(199.85)
50510000	PBOP Expense	CF	9300000072	8/31/2012	1,569.79
50510000	PBOP Expense	CF	9300000072	8/31/2012	(1,569.79)
50510000	PBOP Expense	CF	9300000073	8/31/2012	463.40
50510000	PBOP Expense	CF	9300000073	8/31/2012	(463.40)
50510000	PBOP Expense	CF	9300000074	8/31/2012	336.09
50510000	PBOP Expense	CF	9300000074	8/31/2012	(336.09)
50510000	PBOP Expense	CF	9300000075	8/31/2012	84.37
50510000	PBOP Expense	CF	9300000075	8/31/2012	(84.37)
50510000	PBOP Expense	CF	9300000076	8/31/2012	987.01
50510000	PBOP Expense	CF	9300000076	8/31/2012	(987.01)
50510000	PBOP Expense	CF	9300000077	8/31/2012	591.27
50510000	PBOP Expense	CF	9300000077	8/31/2012	(591.27)
50510000	PBOP Expense	CF	9300000078	8/31/2012	260.76
50510000	PBOP Expense	CF	9300000078	8/31/2012	(260.76)
50510000	PBOP Expense	CF	9300000079	8/31/2012	17.27
50510000	PBOP Expense	CF	9300000079	8/31/2012	(17.27)
50510000	PBOP Expense	CF	9300000080	8/31/2012	2,192.99
50510000	PBOP Expense	CF	9300000080	8/31/2012	(2,192.99)
50510000	PBOP Expense	CF	9300000081	8/31/2012	882.81
50510000	PBOP Expense	CF	9300000081	8/31/2012	(882.81)
50510000	PBOP Expense	CF	9300000082	8/31/2012	297.46
50510000	PBOP Expense	CF	9300000082	8/31/2012	(297.46)
50510000	PBOP Expense	CF	9300000083	8/31/2012	146.67
50510000	PBOP Expense	CF	9300000083	8/31/2012	(146.67)
50510000	PBOP Expense	CF	9300000084	8/31/2012	34.54
50510000	PBOP Expense	CF	9300000084	8/31/2012	(34.54)
50510000	PBOP Expense	CF	9300000085	8/31/2012	114.25
50510000	PBOP Expense	CF	9300000085	8/31/2012	(114.25)
50510000	PBOP Expense	CF	9300000086	8/31/2012	543.63
50510000	PBOP Expense	CF	9300000086	8/31/2012	(543.63)
50510000	PBOP Expense	CF	9300000087	8/31/2012	157.72

## Kentucky American Water Company

Case No. 2012-00520

Response to PSC DR1, Item 31

Account	Description	Doc Type	Document Number	Posting Date	Amount
50510000	PBOP Expense	CF	9300000087	8/31/2012	(157.72)
50510000	PBOP Expense	CF	9300000088	8/31/2012	1,216.66
50510000	PBOP Expense	CF	9300000088	8/31/2012	(1,216.66)
50510000	PBOP Expense	CF	9300000089	8/31/2012	282.57
50510000	PBOP Expense	CF	9300000089	8/31/2012	(282.57)
50510000	PBOP Expense	CF	9300000090	8/31/2012	683.00
50510000	PBOP Expense	CF	9300000090	8/31/2012	(683.00)
50510000	PBOP Expense	CF	9300000091	8/31/2012	1,377.53
50510000	PBOP Expense	CF	9300000091	8/31/2012	(1,377.53)
50510000	PBOP Expense	CF	9300000092	8/31/2012	119.90
50510000	PBOP Expense	CF	9300000092	8/31/2012	(119.90)
50510000	PBOP Expense	CF	9300000093	8/31/2012	141.11
50510000	PBOP Expense	CF	9300000093	8/31/2012	(141.11)
50510000	PBOP Expense	CF	9300000094	8/31/2012	33.40
50510000	PBOP Expense	CF	9300000094	8/31/2012	(33.40)
50510000	PBOP Expense	CF	9300000095	8/31/2012	33.40
50510000	PBOP Expense	CF	9300000095	8/31/2012	(33.40)
50510000	PBOP Expense	CF	9300000096	8/31/2012	70.33
50510000	PBOP Expense	CF	9300000096	8/31/2012	(70.33)
50510000	PBOP Expense	CF	9300000097	8/31/2012	332.27
50510000	PBOP Expense	CF	9300000097	8/31/2012	(332.27)
50510000	PBOP Expense	CF	9300000098	8/31/2012	46.88
50510000	PBOP Expense	CF	9300000098	8/31/2012	(46.88)
50510000	PBOP Expense	CF	9300000099	8/31/2012	167.52
50510000	PBOP Expense	CF	9300000099	8/31/2012	(167.52)
50510000	PBOP Expense	CF	9300000100	8/31/2012	110.58
50510000	PBOP Expense	CF	9300000100	8/31/2012	(110.58)
50510000	PBOP Expense	CF	9300000101	8/31/2012	174.69
50510000	PBOP Expense	CF	9300000101	8/31/2012	(174.69)
50510000	PBOP Expense	CF	9300000102	8/31/2012	924.27
50510000	PBOP Expense	CF	9300000102	8/31/2012	(924.27)
50510000	PBOP Expense	CF	9300000103	8/31/2012	20.39
50510000	PBOP Expense	CF	9300000103	8/31/2012	(20.39)
50510000	PBOP Expense	CF	9300000104	8/31/2012	22.55
50510000	PBOP Expense	CF	9300000104	8/31/2012	(22.55)
50510000	PBOP Expense	CF	9300000105	8/31/2012	100.28
50510000	PBOP Expense	CF	9300000105	8/31/2012	(100.28)
50510000	PBOP Expense	CF	9300000106	8/31/2012	68.33
50510000	PBOP Expense	CF	9300000106	8/31/2012	(68.33)
50510000	PBOP Expense	CF	9300000107	8/31/2012	450.76
50510000	PBOP Expense	CF	9300000107	8/31/2012	(450.76)
50510000	PBOP Expense	CF	9300000108	8/31/2012	75.26
50510000	PBOP Expense	CF	9300000108	8/31/2012	(75.26)
50510000	PBOP Expense	CF	9300000109	8/31/2012	323.25
50510000	PBOP Expense	CF	9300000109	8/31/2012	(323.25)
50510000	PBOP Expense	CF	9300000110	8/31/2012	74.23
50510000	PBOP Expense	CF	9300000110	8/31/2012	(74.23)
50510000	PBOP Expense	CF	9300000111	8/31/2012	1.65
50510000	PBOP Expense	CF	9300000111	8/31/2012	(1.65)
50510000	PBOP Expense	CF	9300000112	8/31/2012	440.07
50510000	PBOP Expense	CF	9300000112	8/31/2012	(440.07)
50510000	PBOP Expense	CF	9300000113	8/31/2012	193.85
50510000	PBOP Expense	CF	9300000113	8/31/2012	(193.85)



## Kentucky American Water Company

Case No. 2012-00520

Response to PSC DR1, Item 31

Account	Description	Doc Type	Document Number	Posting Date	Amount
50510000	PBOP Expense	CF	9300000114	8/31/2012	52.65
50510000	PBOP Expense	CF	9300000114	8/31/2012	(52.65)
50510000	PBOP Expense	CF	9300000115	8/31/2012	67.37
50510000	PBOP Expense	CF	9300000115	8/31/2012	(67.37)
50510000	PBOP Expense	CF	9300000116	8/31/2012	29.76
50510000	PBOP Expense	CF	9300000116	8/31/2012	(29.76)
50510000	PBOP Expense	CF	9300000117	8/31/2012	22.66
50510000	PBOP Expense	CF	9300000117	8/31/2012	(22.66)
50510000	PBOP Expense	CF	9300000118	8/31/2012	91.29
50510000	PBOP Expense	CF	9300000118	8/31/2012	(91.29)
50510000	PBOP Expense	CF	9300000119	8/31/2012	5.66
50510000	PBOP Expense	CF	9300000119	8/31/2012	(5.66)
50510000	PBOP Expense	CF	9300000120	8/31/2012	210.62
50510000	PBOP Expense	CF	9300000120	8/31/2012	(210.62)
50510000	PBOP Expense	CF	9300000123	8/31/2012	(186.30)
50510000	PBOP Expense	CF	9300000123	8/31/2012	186.30
50510000	PBOP Expense	CF	9300000125	8/31/2012	(56.31)
50510000	PBOP Expense	CF	9300000125	8/31/2012	56.31
50510000	PBOP Expense	CF	9300000127	8/31/2012	(927.73)
50510000	PBOP Expense	CF	9300000127	8/31/2012	927.73
50510000	PBOP Expense	CF	9300000131	8/31/2012	(2,192.99)
50510000	PBOP Expense	CF	9300000131	8/31/2012	2,192.99
50510000	PBOP Expense	CF	9300000134	8/31/2012	(336.09)
50510000	PBOP Expense	CF	9300000134	8/31/2012	336.09
50510000	PBOP Expense	CF	9300000136	8/31/2012	(987.01)
50510000	PBOP Expense	CF	9300000136	8/31/2012	987.01
50510000	PBOP Expense	CF	9300000140	8/31/2012	(16.87)
50510000	PBOP Expense	CF	9300000140	8/31/2012	16.87
50510000	PBOP Expense	CF	9300000142	8/31/2012	(1,273.58)
50510000	PBOP Expense	CF	9300000142	8/31/2012	1,273.58
50510000	PBOP Expense	CF	9300000145	8/31/2012	(268.77)
50510000	PBOP Expense	CF	9300000145	8/31/2012	268.77
50510000	PBOP Expense	CF	9300000149	8/31/2012	(218.85)
50510000	PBOP Expense	CF	9300000149	8/31/2012	218.85
50510000	PBOP Expense	CF	9300000151	8/31/2012	(282.57)
50510000	PBOP Expense	CF	9300000151	8/31/2012	282.57
50510000	PBOP Expense	CF	9300000154	8/31/2012	(17.27)
50510000	PBOP Expense	CF	9300000154	8/31/2012	17.27
50510000	PBOP Expense	CF	9300000156	8/31/2012	(882.81)
50510000	PBOP Expense	CF	9300000156	8/31/2012	882.81
50510000	PBOP Expense	CF	9300000159	8/31/2012	(2,530.45)
50510000	PBOP Expense	CF	9300000159	8/31/2012	2,530.45
50510000	PBOP Expense	CF	9300000162	8/31/2012	(114.25)
50510000	PBOP Expense	CF	9300000162	8/31/2012	114.25
50510000	PBOP Expense	CF	9300000165	8/31/2012	(1,569.79)
50510000	PBOP Expense	CF	9300000165	8/31/2012	1,569.79
50510000	PBOP Expense	CF	9300000169	8/31/2012	(591.27)
50510000	PBOP Expense	CF	9300000169	8/31/2012	591.27
50510000	PBOP Expense	CF	9300000171	8/31/2012	(1,674.68)
50510000	PBOP Expense	CF	9300000171	8/31/2012	1,674.68
50510000	PBOP Expense	CF	9300000173	8/31/2012	(226.25)
50510000	PBOP Expense	CF	9300000173	8/31/2012	226.25
50510000	PBOP Expense	CF	9300000175	8/31/2012	(543.63)

## Kentucky American Water Company

Case No. 2012-00520

Response to PSC DR1, Item 31

Account	Description	Doc Type	Document Number	Posting Date	Amount
50510000	PBOP Expense	CF	9300000175	8/31/2012	543.63
50510000	PBOP Expense	CF	9300000177	8/31/2012	(1,216.66)
50510000	PBOP Expense	CF	9300000177	8/31/2012	1,216.66
50510000	PBOP Expense	CF	9300000181	8/31/2012	(5,895.62)
50510000	PBOP Expense	CF	9300000181	8/31/2012	5,895.62
50510000	PBOP Expense	CF	9300000183	8/31/2012	(463.40)
50510000	PBOP Expense	CF	9300000183	8/31/2012	463.40
50510000	PBOP Expense	CF	9300000187	8/31/2012	(34.54)
50510000	PBOP Expense	CF	9300000187	8/31/2012	34.54
50510000	PBOP Expense	CF	9300000189	8/31/2012	(157.72)
50510000	PBOP Expense	CF	9300000189	8/31/2012	157.72
50510000	PBOP Expense	CF	9300000191	8/31/2012	(199.85)
50510000	PBOP Expense	CF	9300000191	8/31/2012	199.85
50510000	PBOP Expense	CF	9300000194	8/31/2012	(177.55)
50510000	PBOP Expense	CF	9300000194	8/31/2012	177.55
50510000	PBOP Expense	CF	9300000196	8/31/2012	(297.46)
50510000	PBOP Expense	CF	9300000196	8/31/2012	297.46
50510000	PBOP Expense	CF	9300000198	8/31/2012	(84.37)
50510000	PBOP Expense	CF	9300000198	8/31/2012	84.37
50510000	PBOP Expense	CF	9300000200	8/31/2012	(72.45)
50510000	PBOP Expense	CF	9300000200	8/31/2012	72.45
50510000	PBOP Expense	CF	9300000202	8/31/2012	(7,556.29)
50510000	PBOP Expense	CF	9300000202	8/31/2012	7,556.29
50510000	PBOP Expense	CF	9300000204	8/31/2012	(289.07)
50510000	PBOP Expense	CF	9300000204	8/31/2012	289.07
50510000	PBOP Expense	CF	9300000206	8/31/2012	(260.76)
50510000	PBOP Expense	CF	9300000206	8/31/2012	260.76
50510000	PBOP Expense	CF	9300000208	8/31/2012	(146.67)
50510000	PBOP Expense	CF	9300000208	8/31/2012	146.67
50510000	PBOP Expense	CF	9300000210	8/31/2012	(683.00)
50510000	PBOP Expense	CF	9300000210	8/31/2012	683.00
50510000	PBOP Expense	CF	9300000219	8/31/2012	2,043.10
50510000	PBOP Expense	CF	9300000219	8/31/2012	(2,043.10)
50510000	PBOP Expense	CF	9300000220	8/31/2012	239.61
50510000	PBOP Expense	CF	9300000220	8/31/2012	(239.61)
50510000	PBOP Expense	CF	9300000221	8/31/2012	14,459.92
50510000	PBOP Expense	CF	9300000221	8/31/2012	(14,459.92)
50510000	PBOP Expense	CF	9300000222	8/31/2012	55.60
50510000	PBOP Expense	CF	9300000222	8/31/2012	(55.60)
50510000	PBOP Expense	CF	9300000223	8/31/2012	2,667.68
50510000	PBOP Expense	CF	9300000223	8/31/2012	(2,667.68)
50510000	PBOP Expense	CF	9300000224	8/31/2012	2,764.00
50510000	PBOP Expense	CF	9300000224	8/31/2012	(2,764.00)
50510000	PBOP Expense	CF	9300000225	8/31/2012	856.36
50510000	PBOP Expense	CF	9300000225	8/31/2012	(856.36)
50510000	PBOP Expense	CF	9300000226	8/31/2012	12,712.12
50510000	PBOP Expense	CF	9300000226	8/31/2012	(12,712.12)
50510000	PBOP Expense	CF	9300000227	8/31/2012	233.87
50510000	PBOP Expense	CF	9300000227	8/31/2012	(233.87)
50510000	PBOP Expense	CF	9300000228	8/31/2012	407.18
50510000	PBOP Expense	CF	9300000228	8/31/2012	(407.18)
50510000	PBOP Expense	CF	9300000229	8/31/2012	17.51
50510000	PBOP Expense	CF	9300000229	8/31/2012	(17.51)

## Kentucky American Water Company

Case No. 2012-00520

Response to PSC DR1, Item 31

Account	Description	Doc Type	Document Number	Posting Date	Amount
50510000	PBOP Expense	CF	9300000230	8/31/2012	218.85
50510000	PBOP Expense	CF	9300000230	8/31/2012	(218.85)
50510000	PBOP Expense	CF	9300000231	8/31/2012	493.88
50510000	PBOP Expense	CF	9300000231	8/31/2012	(493.88)
50510000	PBOP Expense	CF	9300000232	8/31/2012	5,851.65
50510000	PBOP Expense	CF	9300000232	8/31/2012	(5,851.65)
50510000	PBOP Expense	CF	9300000233	8/31/2012	73.08
50510000	PBOP Expense	CF	9300000233	8/31/2012	(73.08)
50510000	PBOP Expense	CF	9300000234	8/31/2012	245.13
50510000	PBOP Expense	CF	9300000234	8/31/2012	(245.13)
50510000	PBOP Expense	CF	9300000235	8/31/2012	3,679.73
50510000	PBOP Expense	CF	9300000235	8/31/2012	(3,679.73)
50510000	PBOP Expense	CF	9300000236	8/31/2012	1,606.58
50510000	PBOP Expense	CF	9300000236	8/31/2012	(1,606.58)
50510000	PBOP Expense	CF	9300000237	8/31/2012	1,109.86
50510000	PBOP Expense	CF	9300000237	8/31/2012	(1,109.86)
50510000	PBOP Expense	CF	9300000238	8/31/2012	235.58
50510000	PBOP Expense	CF	9300000238	8/31/2012	(235.58)
50510000	PBOP Expense	CF	9300000239	8/31/2012	1,440.30
50510000	PBOP Expense	CF	9300000239	8/31/2012	(1,440.30)
50510000	PBOP Expense	CF	9300000240	8/31/2012	1,034.58
50510000	PBOP Expense	CF	9300000240	8/31/2012	(1,034.58)
50510000	PBOP Expense	CF	9300000241	8/31/2012	42.88
50510000	PBOP Expense	CF	9300000241	8/31/2012	(42.88)
50510000	PBOP Expense	CF	9300000242	8/31/2012	4,339.20
50510000	PBOP Expense	CF	9300000242	8/31/2012	(4,339.20)
50510000	PBOP Expense	CF	9300000243	8/31/2012	23.03
50510000	PBOP Expense	CF	9300000243	8/31/2012	(23.03)
50510000	PBOP Expense	CF	9300000244	8/31/2012	1,719.86
50510000	PBOP Expense	CF	9300000244	8/31/2012	(1,719.86)
50510000	PBOP Expense	CF	9300000245	8/31/2012	291.81
50510000	PBOP Expense	CF	9300000245	8/31/2012	(291.81)
50510000	PBOP Expense	CF	9300000246	8/31/2012	200.64
50510000	PBOP Expense	CF	9300000246	8/31/2012	(200.64)
50510000	PBOP Expense	CF	9300000247	8/31/2012	147.88
50510000	PBOP Expense	CF	9300000247	8/31/2012	(147.88)
50510000	PBOP Expense	CF	9300000248	8/31/2012	129.59
50510000	PBOP Expense	CF	9300000248	8/31/2012	(129.59)
50510000	PBOP Expense	CF	9300000249	8/31/2012	1,310.36
50510000	PBOP Expense	CF	9300000249	8/31/2012	(1,310.36)
50510000	PBOP Expense	CF	9300000250	8/31/2012	297.20
50510000	PBOP Expense	CF	9300000250	8/31/2012	(297.20)
50510000	PBOP Expense	CF	9300000251	8/31/2012	2,117.89
50510000	PBOP Expense	CF	9300000251	8/31/2012	(2,117.89)
50510000	PBOP Expense	CF	9300000252	8/31/2012	1,271.14
50510000	PBOP Expense	CF	9300000252	8/31/2012	(1,271.14)
50510000	PBOP Expense	CF	9300000253	8/31/2012	3,554.87
50510000	PBOP Expense	CF	9300000253	8/31/2012	(3,554.87)
50510000	PBOP Expense	CF	9300000254	8/31/2012	79.06
50510000	PBOP Expense	CF	9300000254	8/31/2012	(79.06)
50510000	PBOP Expense	CF	9300000255	8/31/2012	99.71
50510000	PBOP Expense	CF	9300000255	8/31/2012	(99.71)
50510000	PBOP Expense	CF	9300000256	8/31/2012	18.85

## Kentucky American Water Company

Case No. 2012-00520

Response to PSC DR1, Item 31

Account	Description	Doc Type	Document Number	Posting Date	Amount
50510000	PBOP Expense	CF	9300000256	8/31/2012	(18.85)
50510000	PBOP Expense	CF	9300000257	8/31/2012	146.60
50510000	PBOP Expense	CF	9300000257	8/31/2012	(146.60)
50510000	PBOP Expense	CF	9300000258	8/31/2012	146.60
50510000	PBOP Expense	CF	9300000258	8/31/2012	(146.60)
50510000	PBOP Expense	CF	9300000259	8/31/2012	537.97
50510000	PBOP Expense	CF	9300000259	8/31/2012	(537.97)
50510000	PBOP Expense	CF	9300000260	8/31/2012	59.78
50510000	PBOP Expense	CF	9300000260	8/31/2012	(59.78)
50510000	PBOP Expense	CF	9300000261	8/31/2012	141.11
50510000	PBOP Expense	CF	9300000261	8/31/2012	(141.11)
50510000	PBOP Expense	CF	9300000262	8/31/2012	51.04
50510000	PBOP Expense	CF	9300000262	8/31/2012	(51.04)
50510000	PBOP Expense	CF	9300000263	8/31/2012	131.02
50510000	PBOP Expense	CF	9300000263	8/31/2012	(131.02)
50510000	PBOP Expense	CF	9300000264	8/31/2012	131.02
50510000	PBOP Expense	CF	9300000264	8/31/2012	(131.02)
50510000	PBOP Expense	CF	9300000265	8/31/2012	262.03
50510000	PBOP Expense	CF	9300000265	8/31/2012	(262.03)
50510000	PBOP Expense	CF	9300000266	8/31/2012	2,050.19
50510000	PBOP Expense	CF	9300000266	8/31/2012	(2,050.19)
50510000	PBOP Expense	CF	9300000267	8/31/2012	110.43
50510000	PBOP Expense	CF	9300000267	8/31/2012	(110.43)
50510000	PBOP Expense	CF	9300000268	8/31/2012	583.49
50510000	PBOP Expense	CF	9300000268	8/31/2012	(583.49)
50510000	PBOP Expense	CF	9300000269	8/31/2012	18.41
50510000	PBOP Expense	CF	9300000269	8/31/2012	(18.41)
50510000	PBOP Expense	CF	9300000270	8/31/2012	9.87
50510000	PBOP Expense	CF	9300000270	8/31/2012	(9.87)
50510000	PBOP Expense	CF	9300000271	8/31/2012	205.31
50510000	PBOP Expense	CF	9300000271	8/31/2012	(205.31)
50510000	PBOP Expense	CF	9300000272	8/31/2012	571.54
50510000	PBOP Expense	CF	9300000272	8/31/2012	(571.54)
50510000	PBOP Expense	CF	9300000273	8/31/2012	283.51
50510000	PBOP Expense	CF	9300000273	8/31/2012	(283.51)
50510000	PBOP Expense	CF	9300000274	8/31/2012	597.72
50510000	PBOP Expense	CF	9300000274	8/31/2012	(597.72)
50510000	PBOP Expense	CF	9300000275	8/31/2012	189.29
50510000	PBOP Expense	CF	9300000275	8/31/2012	(189.29)
50510000	PBOP Expense	CF	9300000276	8/31/2012	67.62
50510000	PBOP Expense	CF	9300000276	8/31/2012	(67.62)
50510000	PBOP Expense	CF	9300000277	8/31/2012	179.29
50510000	PBOP Expense	CF	9300000277	8/31/2012	(179.29)
50510000	PBOP Expense	CF	9300000278	8/31/2012	727.95
50510000	PBOP Expense	CF	9300000278	8/31/2012	(727.95)
50510000	PBOP Expense	CF	9300000279	8/31/2012	276.09
50510000	PBOP Expense	CF	9300000279	8/31/2012	(276.09)
50510000	PBOP Expense	CF	9300000280	8/31/2012	105.50
50510000	PBOP Expense	CF	9300000280	8/31/2012	(105.50)
50510000	PBOP Expense	CF	9300000281	8/31/2012	253.40
50510000	PBOP Expense	CF	9300000281	8/31/2012	(253.40)
50510000	PBOP Expense	CF	9300000282	8/31/2012	51.03
50510000	PBOP Expense	CF	9300000282	8/31/2012	(51.03)

## Kentucky American Water Company

Case No. 2012-00520

Response to PSC DR1, Item 31

Account	Description	Doc Type	Document Number	Posting Date	Amount
50510000	PBOP Expense	CF	9300000283	8/31/2012	42.53
50510000	PBOP Expense	CF	9300000283	8/31/2012	(42.53)
50510000	PBOP Expense	CF	9300000284	8/31/2012	121.12
50510000	PBOP Expense	CF	9300000284	8/31/2012	(121.12)
50510000	PBOP Expense	CF	9300000285	8/31/2012	79.31
50510000	PBOP Expense	CF	9300000285	8/31/2012	(79.31)
50510000	PBOP Expense	CF	9300000286	8/31/2012	11.33
50510000	PBOP Expense	CF	9300000286	8/31/2012	(11.33)
50510000	PBOP Expense	CF	9300000287	8/31/2012	263.27
50510000	PBOP Expense	CF	9300000287	8/31/2012	(263.27)
50510000	PBOP Expense	CF	9300000292	8/31/2012	(2,043.10)
50510000	PBOP Expense	CF	9300000292	8/31/2012	2,043.10
50510000	PBOP Expense	CF	9300000294	8/31/2012	(55.60)
50510000	PBOP Expense	CF	9300000294	8/31/2012	55.60
50510000	PBOP Expense	CF	9300000297	8/31/2012	(4,339.20)
50510000	PBOP Expense	CF	9300000297	8/31/2012	4,339.20
50510000	PBOP Expense	CF	9300000301	8/31/2012	(1,109.86)
50510000	PBOP Expense	CF	9300000301	8/31/2012	1,109.86
50510000	PBOP Expense	CF	9300000303	8/31/2012	(1,440.30)
50510000	PBOP Expense	CF	9300000303	8/31/2012	1,440.30
50510000	PBOP Expense	CF	9300000307	8/31/2012	(17.51)
50510000	PBOP Expense	CF	9300000307	8/31/2012	17.51
50510000	PBOP Expense	CF	9300000309	8/31/2012	(2,667.68)
50510000	PBOP Expense	CF	9300000309	8/31/2012	2,667.68
50510000	PBOP Expense	CF	9300000313	8/31/2012	(856.36)
50510000	PBOP Expense	CF	9300000313	8/31/2012	856.36
50510000	PBOP Expense	CF	9300000318	8/31/2012	(218.85)
50510000	PBOP Expense	CF	9300000318	8/31/2012	218.85
50510000	PBOP Expense	CF	9300000320	8/31/2012	(42.88)
50510000	PBOP Expense	CF	9300000320	8/31/2012	42.88
50510000	PBOP Expense	CF	9300000323	8/31/2012	(1,719.86)
50510000	PBOP Expense	CF	9300000323	8/31/2012	1,719.86
50510000	PBOP Expense	CF	9300000328	8/31/2012	(5,851.65)
50510000	PBOP Expense	CF	9300000328	8/31/2012	5,851.65
50510000	PBOP Expense	CF	9300000331	8/31/2012	(147.88)
50510000	PBOP Expense	CF	9300000331	8/31/2012	147.88
50510000	PBOP Expense	CF	9300000333	8/31/2012	(129.59)
50510000	PBOP Expense	CF	9300000333	8/31/2012	129.59
50510000	PBOP Expense	CF	9300000335	8/31/2012	(73.08)
50510000	PBOP Expense	CF	9300000335	8/31/2012	73.08
50510000	PBOP Expense	CF	9300000340	8/31/2012	(3,679.73)
50510000	PBOP Expense	CF	9300000340	8/31/2012	3,679.73
50510000	PBOP Expense	CF	9300000344	8/31/2012	(1,034.58)
50510000	PBOP Expense	CF	9300000344	8/31/2012	1,034.58
50510000	PBOP Expense	CF	9300000348	8/31/2012	(2,764.00)
50510000	PBOP Expense	CF	9300000348	8/31/2012	2,764.00
50510000	PBOP Expense	CF	9300000351	8/31/2012	(493.88)
50510000	PBOP Expense	CF	9300000351	8/31/2012	493.88
50510000	PBOP Expense	CF	9300000353	8/31/2012	(1,310.36)
50510000	PBOP Expense	CF	9300000353	8/31/2012	1,310.36
50510000	PBOP Expense	CF	9300000355	8/31/2012	(2,117.89)
50510000	PBOP Expense	CF	9300000355	8/31/2012	2,117.89
50510000	PBOP Expense	CF	9300000359	8/31/2012	(14,459.92)

## Kentucky American Water Company

Case No. 2012-00520

Response to PSC DR1, Item 31

Account	Description	Doc Type	Document Number	Posting Date	Amount
50510000	PBOP Expense	CF	9300000359	8/31/2012	14,459.92
50510000	PBOP Expense	CF	9300000361	8/31/2012	(1,606.58)
50510000	PBOP Expense	CF	9300000361	8/31/2012	1,606.58
50510000	PBOP Expense	CF	9300000365	8/31/2012	(200.64)
50510000	PBOP Expense	CF	9300000365	8/31/2012	200.64
50510000	PBOP Expense	CF	9300000367	8/31/2012	(297.20)
50510000	PBOP Expense	CF	9300000367	8/31/2012	297.20
50510000	PBOP Expense	CF	9300000369	8/31/2012	(245.13)
50510000	PBOP Expense	CF	9300000369	8/31/2012	245.13
50510000	PBOP Expense	CF	9300000373	8/31/2012	(233.87)
50510000	PBOP Expense	CF	9300000373	8/31/2012	233.87
50510000	PBOP Expense	CF	9300000375	8/31/2012	(23.03)
50510000	PBOP Expense	CF	9300000375	8/31/2012	23.03
50510000	PBOP Expense	CF	9300000377	8/31/2012	(235.58)
50510000	PBOP Expense	CF	9300000377	8/31/2012	235.58
50510000	PBOP Expense	CF	9300000379	8/31/2012	(239.61)
50510000	PBOP Expense	CF	9300000379	8/31/2012	239.61
50510000	PBOP Expense	CF	9300000381	8/31/2012	(12,712.12)
50510000	PBOP Expense	CF	9300000381	8/31/2012	12,712.12
50510000	PBOP Expense	CF	9300000383	8/31/2012	(407.18)
50510000	PBOP Expense	CF	9300000383	8/31/2012	407.18
50510000	PBOP Expense	CF	9300000385	8/31/2012	(291.81)
50510000	PBOP Expense	CF	9300000385	8/31/2012	291.81
50510000	PBOP Expense	CF	9300000387	8/31/2012	(1,271.14)
50510000	PBOP Expense	CF	9300000387	8/31/2012	1,271.14
50510100	PBOP Cap Credits	SA	100000884	8/31/2012	(70,420.00)
50510100	PBOP Cap Credits	SA	100000848	8/31/2012	70,420.00
50510100	PBOP Cap Credits	UT	9300000121	8/31/2012	(1,377.53)
50510100	PBOP Cap Credits	UT	9300000290	8/31/2012	(3,554.87)
50510100	PBOP Cap Credits	UT	9300001208	8/31/2012	1,916.72
50510100	PBOP Cap Credits	UZ	2000000102	8/31/2012	18.22
50510100	PBOP Cap Credits	UZ	2000000102	8/31/2012	152.35
50510100	PBOP Cap Credits	UZ	2000000102	8/31/2012	236.38
50510100	PBOP Cap Credits	UZ	2000000102	8/31/2012	12.98
50510100	PBOP Cap Credits	UZ	2000000102	8/31/2012	12.98
50510100	PBOP Cap Credits	UZ	2000000102	8/31/2012	56.97
50510100	PBOP Cap Credits	UZ	2000000102	8/31/2012	54.83
50510100	PBOP Cap Credits	UZ	2000000102	8/31/2012	56.97
50510100	PBOP Cap Credits	UZ	2000000102	8/31/2012	53.92
50510100	PBOP Cap Credits	UZ	2000000102	8/31/2012	38.75
50510100	PBOP Cap Credits	UZ	2000000102	8/31/2012	30.72
50510100	PBOP Cap Credits	UZ	2000000102	8/31/2012	119.93
50510100	PBOP Cap Credits	UZ	2000000102	8/31/2012	62.81
50510100	PBOP Cap Credits	UZ	2000000102	8/31/2012	67.88
50510100	PBOP Cap Credits	UZ	2000000102	8/31/2012	1,155.87
50510100	PBOP Cap Credits	UZ	2000000102	8/31/2012	101.82
50510100	PBOP Cap Credits	UZ	2000000102	8/31/2012	50.91
50510100	PBOP Cap Credits	UZ	2000000102	8/31/2012	50.91
50510100	PBOP Cap Credits	UZ	2000000102	8/31/2012	235.51
50510100	PBOP Cap Credits	UZ	2000000102	8/31/2012	50.84
50510100	PBOP Cap Credits	UZ	2000000102	8/31/2012	106.34
50510100	PBOP Cap Credits	UZ	2000000102	8/31/2012	3.84
50510100	PBOP Cap Credits	UZ	2000000102	8/31/2012	46.12

## Kentucky American Water Company

Case No. 2012-00520

Response to PSC DR1, Item 31

Account	Description	Doc Type	Document Number	Posting Date	Amount
50510100	PBOP Cap Credits	UZ	2000000102	8/31/2012	397.26
50510100	PBOP Cap Credits	UZ	2000000102	8/31/2012	110.17
50510100	PBOP Cap Credits	UZ	2000000102	8/31/2012	357.89
50510100	PBOP Cap Credits	UZ	2000000102	8/31/2012	29.25
50510100	PBOP Cap Credits	UZ	2000000102	8/31/2012	102.40
50510100	PBOP Cap Credits	UZ	2000000102	8/31/2012	116.33
50510100	PBOP Cap Credits	UZ	2000000102	8/31/2012	107.29
50510100	PBOP Cap Credits	UZ	2000000102	8/31/2012	453.89
50510100	PBOP Cap Credits	UZ	2000000102	8/31/2012	70.31
50510100	PBOP Cap Credits	UZ	2000000102	8/31/2012	26.28
50510100	PBOP Cap Credits	UZ	2000000102	8/31/2012	118.93
50510100	PBOP Cap Credits	UZ	2000000102	8/31/2012	46.01
50510100	PBOP Cap Credits	UZ	2000000102	8/31/2012	58.63
50510100	PBOP Cap Credits	UZ	2000000102	8/31/2012	16.53
50510100	PBOP Cap Credits	UZ	2000000102	8/31/2012	8.81
50510100	PBOP Cap Credits	UZ	2000000102	8/31/2012	66.29
50510100	PBOP Cap Credits	UZ	2000000102	8/31/2012	6.60
50510100	PBOP Cap Credits	UZ	2000000102	8/31/2012	184.15
50550000	Group Insur Expense	SA	100001033	8/31/2012	(26,407.23)
50550000	Group Insur Expense	SG	100001044	8/31/2012	26,407.23
50550000	Group Insur Expense	SA	100001046	8/31/2012	(207.83)
50550000	Group Insur Expense	SA	100001046	8/31/2012	(574.34)
50550000	Group Insur Expense	SA	100001046	8/31/2012	(6,382.23)
50550000	Group Insur Expense	SA	100001046	8/31/2012	(181.33)
50550000	Group Insur Expense	SA	100001046	8/31/2012	(80.64)
50550000	Group Insur Expense	SA	100001046	8/31/2012	(82.54)
50550000	Group Insur Expense	SA	100001046	8/31/2012	(206.85)
50550000	Group Insur Expense	SA	100001046	8/31/2012	(945.36)
50550000	Group Insur Expense	SA	100001046	8/31/2012	(11.98)
50550000	Group Insur Expense	SA	100001046	8/31/2012	(34.10)
50550000	Group Insur Expense	SA	100001046	8/31/2012	(41.41)
50550000	Group Insur Expense	SA	100001046	8/31/2012	(90.12)
50550000	Group Insur Expense	SA	100001046	8/31/2012	(134.09)
50550000	Group Insur Expense	SA	100001046	8/31/2012	(579.79)
50550000	Group Insur Expense	SA	100001046	8/31/2012	(295.44)
50550000	Group Insur Expense	SA	100001046	8/31/2012	(118.55)
50550000	Group Insur Expense	SA	100001046	8/31/2012	(38.37)
50550000	Group Insur Expense	SA	100001046	8/31/2012	(157.45)
50550000	Group Insur Expense	SA	100001046	8/31/2012	(505.77)
50550000	Group Insur Expense	SA	100001046	8/31/2012	(35.73)
50550000	Group Insur Expense	SA	100001046	8/31/2012	(75.24)
50550000	Group Insur Expense	SA	100001046	8/31/2012	(81.26)
50550000	Group Insur Expense	SA	100001046	8/31/2012	(21.30)
50550000	Group Insur Expense	SA	100001046	8/31/2012	(34.50)
50550000	Group Insur Expense	SA	100001046	8/31/2012	(133.41)
50550000	Group Insur Expense	SA	100001046	8/31/2012	(8.62)
50550000	Group Insur Expense	SA	100001046	8/31/2012	(300.66)
50550000	Group Insur Expense	SA	100001046	8/31/2012	(663.07)
50550000	Group Insur Expense	SA	100001046	8/31/2012	(82.78)
50550000	Group Insur Expense	SA	100001046	8/31/2012	(361.76)
50550000	Group Insur Expense	SA	100001046	8/31/2012	(124.19)
50550000	Group Insur Expense	SA	100001046	8/31/2012	(50.86)
50550000	Group Insur Expense	SA	100001046	8/31/2012	(50.89)

## Kentucky American Water Company

Case No. 2012-00520

Response to PSC DR1, Item 31

Account	Description	Doc Type	Document Number	Posting Date	Amount
50550000	Group Insur Expense	SA	100001046	8/31/2012	(157.95)
50550000	Group Insur Expense	SA	100001046	8/31/2012	(156.58)
50550000	Group Insur Expense	SA	100001046	8/31/2012	(173.21)
50550000	Group Insur Expense	SA	100001046	8/31/2012	(5,793.34)
50550000	Group Insur Expense	SA	100001046	8/31/2012	(81.29)
50550000	Group Insur Expense	SA	100001046	8/31/2012	(123.32)
50550000	Group Insur Expense	SA	100001046	8/31/2012	(1,278.37)
50550000	Group Insur Expense	SA	100001046	8/31/2012	(676.31)
50550000	Group Insur Expense	SA	100001046	8/31/2012	(869.38)
50550000	Group Insur Expense	SA	100001046	8/31/2012	(33.52)
50550000	Group Insur Expense	SA	100001046	8/31/2012	(2,258.97)
50550000	Group Insur Expense	SA	100001046	8/31/2012	(136.70)
50550000	Group Insur Expense	SA	100001046	8/31/2012	(209.80)
50550000	Group Insur Expense	SA	100001046	8/31/2012	(22.55)
50550000	Group Insur Expense	SA	100001046	8/31/2012	(390.53)
50550000	Group Insur Expense	SA	100001046	8/31/2012	(251.89)
50550000	Group Insur Expense	SA	100001046	8/31/2012	(322.59)
50550000	Group Insur Expense	SA	100001046	8/31/2012	(3,124.45)
50550000	Group Insur Expense	SA	100001046	8/31/2012	(209.13)
50550000	Group Insur Expense	SA	100001046	8/31/2012	(2,150.97)
50550000	Group Insur Expense	SA	100001046	8/31/2012	(626.32)
50550000	Group Insur Expense	SA	100001046	8/31/2012	(1,242.66)
50550000	Group Insur Expense	SA	100001046	8/31/2012	(153.74)
50550000	Group Insur Expense	SA	100001046	8/31/2012	(259.17)
50550000	Group Insur Expense	SA	100001046	8/31/2012	(1,137.75)
50550000	Group Insur Expense	SA	100001046	8/31/2012	(113.60)
50550000	Group Insur Expense	SA	100001046	8/31/2012	(457.94)
50550000	Group Insur Expense	SA	100001046	8/31/2012	(1,235.42)
50550000	Group Insur Expense	SA	100001046	8/31/2012	(415.58)
50550000	Group Insur Expense	SA	100001046	8/31/2012	(14.83)
50550000	Group Insur Expense	SA	100001046	8/31/2012	(167.80)
50550000	Group Insur Expense	SA	100001046	8/31/2012	(19.33)
50550000	Group Insur Expense	SA	100001046	8/31/2012	(643.44)
50550000	Group Insur Expense	SA	100001046	8/31/2012	(195.12)
50550000	Group Insur Expense	SA	100001046	8/31/2012	(1,817.15)
50550000	Group Insur Expense	SA	100001046	8/31/2012	(271.28)
50550000	Group Insur Expense	SA	100001046	8/31/2012	(391.66)
50550000	Group Insur Expense	SA	100001046	8/31/2012	(922.17)
50550000	Group Insur Expense	SA	100001046	8/31/2012	(135.46)
50550000	Group Insur Expense	SA	100001046	8/31/2012	(62.89)
50550000	Group Insur Expense	SA	100001046	8/31/2012	(42.80)
50550000	Group Insur Expense	SA	100001046	8/31/2012	(246.56)
50550000	Group Insur Expense	SA	100001046	8/31/2012	(192.18)
50550000	Group Insur Expense	CF	9300000454	8/31/2012	50.00
50550000	Group Insur Expense	CF	9300000454	8/31/2012	(50.00)
50550000	Group Insur Expense	CF	9300000479	8/31/2012	1,585.34
50550000	Group Insur Expense	CF	9300000479	8/31/2012	(1,585.34)
50550000	Group Insur Expense	CF	9300000491	8/31/2012	(1,180.62)
50550000	Group Insur Expense	CF	9300000491	8/31/2012	1,180.62
50550000	Group Insur Expense	CF	9300001199	8/31/2012	26,407.23
50550000	Group Insur Expense	CF	9300001199	8/31/2012	(26,407.23)
50550000	Group Insur Expense	CF	9300001288	8/31/2012	12.70
50550000	Group Insur Expense	CF	9300001288	8/31/2012	(12.70)



## Kentucky American Water Company

Case No. 2012-00520

Response to PSC DR1, Item 31

Account	Description	Doc Type	Document Number	Posting Date	Amount
50550000	Group Insur Expense	CF	9300001289	8/31/2012	63.83
50550000	Group Insur Expense	CF	9300001289	8/31/2012	(63.83)
50550000	Group Insur Expense	CF	9300001291	8/31/2012	203.96
50550000	Group Insur Expense	CF	9300001291	8/31/2012	(203.96)
50550000	Group Insur Expense	CF	9300001292	8/31/2012	33.52
50550000	Group Insur Expense	CF	9300001292	8/31/2012	(33.52)
50550000	Group Insur Expense	CF	9300001293	8/31/2012	869.38
50550000	Group Insur Expense	CF	9300001293	8/31/2012	(869.38)
50550000	Group Insur Expense	CF	9300001295	8/31/2012	(25,123.91)
50550000	Group Insur Expense	CF	9300001295	8/31/2012	25,123.91
50550000	Group Insur Expense	CF	9300001296	8/31/2012	540.48
50550000	Group Insur Expense	CF	9300001296	8/31/2012	(540.48)
50550000	Group Insur Expense	CF	9300001297	8/31/2012	1,137.75
50550000	Group Insur Expense	CF	9300001297	8/31/2012	(1,137.75)
50550000	Group Insur Expense	CF	9300001298	8/31/2012	22.55
50550000	Group Insur Expense	CF	9300001298	8/31/2012	(22.55)
50550000	Group Insur Expense	CF	9300001299	8/31/2012	844.94
50550000	Group Insur Expense	CF	9300001299	8/31/2012	(844.94)
50550000	Group Insur Expense	CF	9300001300	8/31/2012	343.55
50550000	Group Insur Expense	CF	9300001300	8/31/2012	(343.55)
50550000	Group Insur Expense	CF	9300001301	8/31/2012	209.80
50550000	Group Insur Expense	CF	9300001301	8/31/2012	(209.80)
50550000	Group Insur Expense	CF	9300001302	8/31/2012	391.66
50550000	Group Insur Expense	CF	9300001302	8/31/2012	(391.66)
50550000	Group Insur Expense	CF	9300001303	8/31/2012	19.73
50550000	Group Insur Expense	CF	9300001303	8/31/2012	(19.73)
50550000	Group Insur Expense	CF	9300001304	8/31/2012	1,235.42
50550000	Group Insur Expense	CF	9300001304	8/31/2012	(1,235.42)
50550000	Group Insur Expense	CF	9300001305	8/31/2012	3,124.45
50550000	Group Insur Expense	CF	9300001305	8/31/2012	(3,124.45)
50550000	Group Insur Expense	CF	9300001306	8/31/2012	195.12
50550000	Group Insur Expense	CF	9300001306	8/31/2012	(195.12)
50550000	Group Insur Expense	CF	9300001308	8/31/2012	2,150.97
50550000	Group Insur Expense	CF	9300001308	8/31/2012	(2,150.97)
50550000	Group Insur Expense	CF	9300001309	8/31/2012	467.00
50550000	Group Insur Expense	CF	9300001309	8/31/2012	(467.00)
50550000	Group Insur Expense	CF	9300001310	8/31/2012	1,278.37
50550000	Group Insur Expense	CF	9300001310	8/31/2012	(1,278.37)
50550000	Group Insur Expense	CF	9300001311	8/31/2012	322.59
50550000	Group Insur Expense	CF	9300001311	8/31/2012	(322.59)
50550000	Group Insur Expense	CF	9300001312	8/31/2012	643.44
50550000	Group Insur Expense	CF	9300001312	8/31/2012	(643.44)
50550000	Group Insur Expense	CF	9300001313	8/31/2012	1,817.15
50550000	Group Insur Expense	CF	9300001313	8/31/2012	(1,817.15)
50550000	Group Insur Expense	CF	9300001314	8/31/2012	6,367.68
50550000	Group Insur Expense	CF	9300001314	8/31/2012	(6,367.68)
50550000	Group Insur Expense	CF	9300001315	8/31/2012	626.32
50550000	Group Insur Expense	CF	9300001315	8/31/2012	(626.32)
50550000	Group Insur Expense	CF	9300001316	8/31/2012	14.83
50550000	Group Insur Expense	CF	9300001316	8/31/2012	(14.83)
50550000	Group Insur Expense	CF	9300001317	8/31/2012	19.33
50550000	Group Insur Expense	CF	9300001317	8/31/2012	(19.33)
50550000	Group Insur Expense	CF	9300001318	8/31/2012	271.28

## Kentucky American Water Company

Case No. 2012-00520

Response to PSC DR1, Item 31

Account	Description	Doc Type	Document Number	Posting Date	Amount
50550000	Group Insur Expense	CF	9300001318	8/31/2012	(271.28)
50550000	Group Insur Expense	CF	9300001319	8/31/2012	209.13
50550000	Group Insur Expense	CF	9300001319	8/31/2012	(209.13)
50550000	Group Insur Expense	CF	9300001320	8/31/2012	251.89
50550000	Group Insur Expense	CF	9300001320	8/31/2012	(251.89)
50550000	Group Insur Expense	CF	9300001321	8/31/2012	415.58
50550000	Group Insur Expense	CF	9300001321	8/31/2012	(415.58)
50550000	Group Insur Expense	CF	9300001322	8/31/2012	113.60
50550000	Group Insur Expense	CF	9300001322	8/31/2012	(113.60)
50550000	Group Insur Expense	CF	9300001323	8/31/2012	81.29
50550000	Group Insur Expense	CF	9300001323	8/31/2012	(81.29)
50550000	Group Insur Expense	CF	9300001324	8/31/2012	8,577.37
50550000	Group Insur Expense	CF	9300001324	8/31/2012	(8,577.37)
50550000	Group Insur Expense	CF	9300001325	8/31/2012	390.53
50550000	Group Insur Expense	CF	9300001325	8/31/2012	(390.53)
50550000	Group Insur Expense	CF	9300001326	8/31/2012	345.92
50550000	Group Insur Expense	CF	9300001326	8/31/2012	(345.92)
50550000	Group Insur Expense	CF	9300001327	8/31/2012	167.80
50550000	Group Insur Expense	CF	9300001327	8/31/2012	(167.80)
50550000	Group Insur Expense	CF	9300001328	8/31/2012	922.17
50550000	Group Insur Expense	CF	9300001328	8/31/2012	(922.17)
50550000	Group Insur Expense	CF	9300000054	8/31/2012	(18.13)
50550000	Group Insur Expense	CF	9300000054	8/31/2012	18.13
50550000	Group Insur Expense	CF	9300000055	8/31/2012	(91.17)
50550000	Group Insur Expense	CF	9300000055	8/31/2012	91.17
50550000	Group Insur Expense	CF	9300000123	8/31/2012	(291.37)
50550000	Group Insur Expense	CF	9300000123	8/31/2012	291.37
50550000	Group Insur Expense	CF	9300000125	8/31/2012	(47.88)
50550000	Group Insur Expense	CF	9300000125	8/31/2012	47.88
50550000	Group Insur Expense	CF	9300000127	8/31/2012	(1,241.97)
50550000	Group Insur Expense	CF	9300000127	8/31/2012	1,241.97
50550000	Group Insur Expense	CF	9300000131	8/31/2012	(1,833.32)
50550000	Group Insur Expense	CF	9300000131	8/31/2012	1,833.32
50550000	Group Insur Expense	CF	9300000134	8/31/2012	(772.12)
50550000	Group Insur Expense	CF	9300000134	8/31/2012	772.12
50550000	Group Insur Expense	CF	9300000136	8/31/2012	(1,625.36)
50550000	Group Insur Expense	CF	9300000136	8/31/2012	1,625.36
50550000	Group Insur Expense	CF	9300000140	8/31/2012	(32.22)
50550000	Group Insur Expense	CF	9300000140	8/31/2012	32.22
50550000	Group Insur Expense	CF	9300000142	8/31/2012	(1,207.08)
50550000	Group Insur Expense	CF	9300000142	8/31/2012	1,207.08
50550000	Group Insur Expense	CF	9300000145	8/31/2012	(490.79)
50550000	Group Insur Expense	CF	9300000145	8/31/2012	490.79
50550000	Group Insur Expense	CF	9300000149	8/31/2012	(299.72)
50550000	Group Insur Expense	CF	9300000149	8/31/2012	299.72
50550000	Group Insur Expense	CF	9300000151	8/31/2012	(559.51)
50550000	Group Insur Expense	CF	9300000151	8/31/2012	559.51
50550000	Group Insur Expense	CF	9300000154	8/31/2012	(28.18)
50550000	Group Insur Expense	CF	9300000154	8/31/2012	28.18
50550000	Group Insur Expense	CF	9300000156	8/31/2012	(1,764.89)
50550000	Group Insur Expense	CF	9300000156	8/31/2012	1,764.89
50550000	Group Insur Expense	CF	9300000159	8/31/2012	(4,463.50)
50550000	Group Insur Expense	CF	9300000159	8/31/2012	4,463.50

## Kentucky American Water Company

Case No. 2012-00520

Response to PSC DR1, Item 31

Account	Description	Doc Type	Document Number	Posting Date	Amount
50550000	Group Insur Expense	CF	9300000162	8/31/2012	(278.74)
50550000	Group Insur Expense	CF	9300000162	8/31/2012	278.74
50550000	Group Insur Expense	CF	9300000165	8/31/2012	(3,072.82)
50550000	Group Insur Expense	CF	9300000165	8/31/2012	3,072.82
50550000	Group Insur Expense	CF	9300000169	8/31/2012	(667.14)
50550000	Group Insur Expense	CF	9300000169	8/31/2012	667.14
50550000	Group Insur Expense	CF	9300000171	8/31/2012	(1,826.24)
50550000	Group Insur Expense	CF	9300000171	8/31/2012	1,826.24
50550000	Group Insur Expense	CF	9300000173	8/31/2012	(460.84)
50550000	Group Insur Expense	CF	9300000173	8/31/2012	460.84
50550000	Group Insur Expense	CF	9300000175	8/31/2012	(919.20)
50550000	Group Insur Expense	CF	9300000175	8/31/2012	919.20
50550000	Group Insur Expense	CF	9300000177	8/31/2012	(2,595.93)
50550000	Group Insur Expense	CF	9300000177	8/31/2012	2,595.93
50550000	Group Insur Expense	CF	9300000181	8/31/2012	(9,096.69)
50550000	Group Insur Expense	CF	9300000181	8/31/2012	9,096.69
50550000	Group Insur Expense	CF	9300000183	8/31/2012	(894.74)
50550000	Group Insur Expense	CF	9300000183	8/31/2012	894.74
50550000	Group Insur Expense	CF	9300000185	8/31/2012	(21.18)
50550000	Group Insur Expense	CF	9300000185	8/31/2012	21.18
50550000	Group Insur Expense	CF	9300000187	8/31/2012	(27.62)
50550000	Group Insur Expense	CF	9300000187	8/31/2012	27.62
50550000	Group Insur Expense	CF	9300000189	8/31/2012	(387.54)
50550000	Group Insur Expense	CF	9300000189	8/31/2012	387.54
50550000	Group Insur Expense	CF	9300000191	8/31/2012	(298.76)
50550000	Group Insur Expense	CF	9300000191	8/31/2012	298.76
50550000	Group Insur Expense	CF	9300000194	8/31/2012	(359.84)
50550000	Group Insur Expense	CF	9300000194	8/31/2012	359.84
50550000	Group Insur Expense	CF	9300000196	8/31/2012	(593.68)
50550000	Group Insur Expense	CF	9300000196	8/31/2012	593.68
50550000	Group Insur Expense	CF	9300000198	8/31/2012	(162.29)
50550000	Group Insur Expense	CF	9300000198	8/31/2012	162.29
50550000	Group Insur Expense	CF	9300000200	8/31/2012	(116.13)
50550000	Group Insur Expense	CF	9300000200	8/31/2012	116.13
50550000	Group Insur Expense	CF	9300000202	8/31/2012	(12,253.40)
50550000	Group Insur Expense	CF	9300000202	8/31/2012	12,253.40
50550000	Group Insur Expense	CF	9300000204	8/31/2012	(557.90)
50550000	Group Insur Expense	CF	9300000204	8/31/2012	557.90
50550000	Group Insur Expense	CF	9300000206	8/31/2012	(494.18)
50550000	Group Insur Expense	CF	9300000206	8/31/2012	494.18
50550000	Group Insur Expense	CF	9300000208	8/31/2012	(239.72)
50550000	Group Insur Expense	CF	9300000208	8/31/2012	239.72
50550000	Group Insur Expense	CF	9300000210	8/31/2012	(1,317.39)
50550000	Group Insur Expense	CF	9300000210	8/31/2012	1,317.39
50550000	Group Insur Expense	CF	9300000216	8/31/2012	(16.73)
50550000	Group Insur Expense	CF	9300000216	8/31/2012	16.73
50550000	Group Insur Expense	CF	9300000217	8/31/2012	(157.94)
50550000	Group Insur Expense	CF	9300000217	8/31/2012	157.94
50550000	Group Insur Expense	CF	9300000292	8/31/2012	(2,751.84)
50550000	Group Insur Expense	CF	9300000292	8/31/2012	2,751.84
50550000	Group Insur Expense	CF	9300000294	8/31/2012	(38.40)
50550000	Group Insur Expense	CF	9300000294	8/31/2012	38.40
50550000	Group Insur Expense	CF	9300000297	8/31/2012	(3,622.66)

## Kentucky American Water Company

Case No. 2012-00520

Response to PSC DR1, Item 31

Account	Description	Doc Type	Document Number	Posting Date	Amount
50550000	Group Insur Expense	CF	9300000297	8/31/2012	3,622.66
50550000	Group Insur Expense	CF	9300000301	8/31/2012	(2,131.26)
50550000	Group Insur Expense	CF	9300000301	8/31/2012	2,131.26
50550000	Group Insur Expense	CF	9300000303	8/31/2012	(1,944.18)
50550000	Group Insur Expense	CF	9300000303	8/31/2012	1,944.18
50550000	Group Insur Expense	CF	9300000307	8/31/2012	(23.50)
50550000	Group Insur Expense	CF	9300000307	8/31/2012	23.50
50550000	Group Insur Expense	CF	9300000309	8/31/2012	(2,495.97)
50550000	Group Insur Expense	CF	9300000309	8/31/2012	2,495.97
50550000	Group Insur Expense	CF	9300000313	8/31/2012	(1,400.14)
50550000	Group Insur Expense	CF	9300000313	8/31/2012	1,400.14
50550000	Group Insur Expense	CF	9300000318	8/31/2012	(299.20)
50550000	Group Insur Expense	CF	9300000318	8/31/2012	299.20
50550000	Group Insur Expense	CF	9300000320	8/31/2012	(60.06)
50550000	Group Insur Expense	CF	9300000320	8/31/2012	60.06
50550000	Group Insur Expense	CF	9300000323	8/31/2012	(3,328.58)
50550000	Group Insur Expense	CF	9300000323	8/31/2012	3,328.58
50550000	Group Insur Expense	CF	9300000328	8/31/2012	(9,380.72)
50550000	Group Insur Expense	CF	9300000328	8/31/2012	9,380.72
50550000	Group Insur Expense	CF	9300000331	8/31/2012	(314.90)
50550000	Group Insur Expense	CF	9300000331	8/31/2012	314.90
50550000	Group Insur Expense	CF	9300000333	8/31/2012	(388.68)
50550000	Group Insur Expense	CF	9300000333	8/31/2012	388.68
50550000	Group Insur Expense	CF	9300000335	8/31/2012	(121.88)
50550000	Group Insur Expense	CF	9300000335	8/31/2012	121.88
50550000	Group Insur Expense	CF	9300000340	8/31/2012	(6,876.24)
50550000	Group Insur Expense	CF	9300000340	8/31/2012	6,876.24
50550000	Group Insur Expense	CF	9300000344	8/31/2012	(1,035.00)
50550000	Group Insur Expense	CF	9300000344	8/31/2012	1,035.00
50550000	Group Insur Expense	CF	9300000348	8/31/2012	(3,068.96)
50550000	Group Insur Expense	CF	9300000348	8/31/2012	3,068.96
50550000	Group Insur Expense	CF	9300000351	8/31/2012	(1,018.76)
50550000	Group Insur Expense	CF	9300000351	8/31/2012	1,018.76
50550000	Group Insur Expense	CF	9300000353	8/31/2012	(2,299.68)
50550000	Group Insur Expense	CF	9300000353	8/31/2012	2,299.68
50550000	Group Insur Expense	CF	9300000355	8/31/2012	(3,396.74)
50550000	Group Insur Expense	CF	9300000355	8/31/2012	3,396.74
50550000	Group Insur Expense	CF	9300000359	8/31/2012	(20,475.70)
50550000	Group Insur Expense	CF	9300000359	8/31/2012	20,475.70
50550000	Group Insur Expense	CF	9300000361	8/31/2012	(2,804.90)
50550000	Group Insur Expense	CF	9300000361	8/31/2012	2,804.90
50550000	Group Insur Expense	CF	9300000365	8/31/2012	(359.12)
50550000	Group Insur Expense	CF	9300000365	8/31/2012	359.12
50550000	Group Insur Expense	CF	9300000367	8/31/2012	(656.82)
50550000	Group Insur Expense	CF	9300000367	8/31/2012	656.82
50550000	Group Insur Expense	CF	9300000369	8/31/2012	(32.10)
50550000	Group Insur Expense	CF	9300000369	8/31/2012	32.10
50550000	Group Insur Expense	CF	9300000373	8/31/2012	(529.94)
50550000	Group Insur Expense	CF	9300000373	8/31/2012	529.94
50550000	Group Insur Expense	CF	9300000375	8/31/2012	(34.18)
50550000	Group Insur Expense	CF	9300000375	8/31/2012	34.18
50550000	Group Insur Expense	CF	9300000377	8/31/2012	(444.98)
50550000	Group Insur Expense	CF	9300000377	8/31/2012	444.98

## Kentucky American Water Company

Case No. 2012-00520

Response to PSC DR1, Item 31

Account	Description	Doc Type	Document Number	Posting Date	Amount
50550000	Group Insur Expense	CF	9300000379	8/31/2012	(342.16)
50550000	Group Insur Expense	CF	9300000379	8/31/2012	342.16
50550000	Group Insur Expense	CF	9300000381	8/31/2012	(20,642.70)
50550000	Group Insur Expense	CF	9300000381	8/31/2012	20,642.70
50550000	Group Insur Expense	CF	9300000383	8/31/2012	(874.68)
50550000	Group Insur Expense	CF	9300000383	8/31/2012	874.68
50550000	Group Insur Expense	CF	9300000385	8/31/2012	(478.84)
50550000	Group Insur Expense	CF	9300000385	8/31/2012	478.84
50550000	Group Insur Expense	CF	9300000387	8/31/2012	(1,814.62)
50550000	Group Insur Expense	CF	9300000387	8/31/2012	1,814.62
50550100	Group Ins Cap Credits	UT	9300000121	8/31/2012	(1,383.66)
50550100	Group Ins Cap Credits	UT	9300000290	8/31/2012	(4,435.73)
50550100	Group Ins Cap Credits	UT	9300001290	8/31/2012	968.57
50550100	Group Ins Cap Credits	UZ	2000000116	8/31/2012	82.78
50550100	Group Ins Cap Credits	UZ	2000000116	8/31/2012	361.76
50550100	Group Ins Cap Credits	UZ	2000000116	8/31/2012	124.19
50550100	Group Ins Cap Credits	UZ	2000000116	8/31/2012	50.86
50550100	Group Ins Cap Credits	UZ	2000000116	8/31/2012	50.89
50550100	Group Ins Cap Credits	UZ	2000000116	8/31/2012	157.95
50550100	Group Ins Cap Credits	UZ	2000000116	8/31/2012	156.58
50550100	Group Ins Cap Credits	UZ	2000000116	8/31/2012	173.21
50550100	Group Ins Cap Credits	UZ	2000000116	8/31/2012	135.46
50550100	Group Ins Cap Credits	UZ	2000000116	8/31/2012	62.89
50550100	Group Ins Cap Credits	UZ	2000000116	8/31/2012	945.36
50550100	Group Ins Cap Credits	UZ	2000000116	8/31/2012	11.98
50550100	Group Ins Cap Credits	UZ	2000000116	8/31/2012	34.10
50550100	Group Ins Cap Credits	UZ	2000000116	8/31/2012	41.41
50550100	Group Ins Cap Credits	UZ	2000000116	8/31/2012	90.12
50550100	Group Ins Cap Credits	UZ	2000000116	8/31/2012	134.09
50550100	Group Ins Cap Credits	UZ	2000000116	8/31/2012	579.79
50550100	Group Ins Cap Credits	UZ	2000000116	8/31/2012	295.44
50550100	Group Ins Cap Credits	UZ	2000000116	8/31/2012	118.55
50550100	Group Ins Cap Credits	UZ	2000000116	8/31/2012	38.37
50550100	Group Ins Cap Credits	UZ	2000000116	8/31/2012	157.45
50550100	Group Ins Cap Credits	UZ	2000000116	8/31/2012	505.77
50550100	Group Ins Cap Credits	UZ	2000000116	8/31/2012	35.73
50550100	Group Ins Cap Credits	UZ	2000000116	8/31/2012	75.24
50550100	Group Ins Cap Credits	UZ	2000000116	8/31/2012	81.26
50550100	Group Ins Cap Credits	UZ	2000000116	8/31/2012	21.30
50550100	Group Ins Cap Credits	UZ	2000000116	8/31/2012	34.50
50550100	Group Ins Cap Credits	UZ	2000000116	8/31/2012	133.41
50550100	Group Ins Cap Credits	UZ	2000000116	8/31/2012	8.62
50550100	Group Ins Cap Credits	UZ	2000000116	8/31/2012	300.66
50610000	Pension Expense	SA	100000884	8/31/2012	101,561.08
50610000	Pension Expense	CF	9300000482	8/31/2012	549.55
50610000	Pension Expense	CF	9300000482	8/31/2012	(549.55)
50610000	Pension Expense	CF	9300000491	8/31/2012	(549.55)
50610000	Pension Expense	CF	9300000491	8/31/2012	549.55
50610000	Pension Expense	CF	9300001206	8/31/2012	(4,815.00)
50610000	Pension Expense	CF	9300001206	8/31/2012	(26,169.97)
50610000	Pension Expense	CF	9300001206	8/31/2012	(2,616.26)
50610000	Pension Expense	CF	9300001206	8/31/2012	(327.09)
50610000	Pension Expense	CF	9300001206	8/31/2012	(83.52)

## Kentucky American Water Company

Case No. 2012-00520

Response to PSC DR1, Item 31

Account	Description	Doc Type	Document Number	Posting Date	Amount
50610000	Pension Expense	CF	9300001206	8/31/2012	4,815.00
50610000	Pension Expense	CF	9300001206	8/31/2012	26,169.97
50610000	Pension Expense	CF	9300001206	8/31/2012	2,616.26
50610000	Pension Expense	CF	9300001206	8/31/2012	327.09
50610000	Pension Expense	CF	9300001206	8/31/2012	83.52
50610000	Pension Expense	CF	9300001211	8/31/2012	658.34
50610000	Pension Expense	CF	9300001211	8/31/2012	(658.34)
50610000	Pension Expense	CF	9300001213	8/31/2012	33.05
50610000	Pension Expense	CF	9300001213	8/31/2012	(33.05)
50610000	Pension Expense	CF	9300001215	8/31/2012	273.96
50610000	Pension Expense	CF	9300001215	8/31/2012	(273.96)
50610000	Pension Expense	CF	9300001217	8/31/2012	1,928.95
50610000	Pension Expense	CF	9300001217	8/31/2012	(1,928.95)
50610000	Pension Expense	CF	9300001219	8/31/2012	426.99
50610000	Pension Expense	CF	9300001219	8/31/2012	(426.99)
50610000	Pension Expense	CF	9300001221	8/31/2012	854.65
50610000	Pension Expense	CF	9300001221	8/31/2012	(854.65)
50610000	Pension Expense	CF	9300001223	8/31/2012	10.15
50610000	Pension Expense	CF	9300001223	8/31/2012	(10.15)
50610000	Pension Expense	CF	9300001225	8/31/2012	1,163.85
50610000	Pension Expense	CF	9300001225	8/31/2012	(1,163.85)
50610000	Pension Expense	CF	9300001227	8/31/2012	332.25
50610000	Pension Expense	CF	9300001227	8/31/2012	(332.25)
50610000	Pension Expense	CF	9300001229	8/31/2012	129.25
50610000	Pension Expense	CF	9300001229	8/31/2012	(129.25)
50610000	Pension Expense	CF	9300001231	8/31/2012	83.44
50610000	Pension Expense	CF	9300001231	8/31/2012	(83.44)
50610000	Pension Expense	CF	9300001233	8/31/2012	17.76
50610000	Pension Expense	CF	9300001233	8/31/2012	(17.76)
50610000	Pension Expense	CF	9300001235	8/31/2012	768.56
50610000	Pension Expense	CF	9300001235	8/31/2012	(768.56)
50610000	Pension Expense	CF	9300001237	8/31/2012	2,475.22
50610000	Pension Expense	CF	9300001237	8/31/2012	(2,475.22)
50610000	Pension Expense	CF	9300001239	8/31/2012	43.67
50610000	Pension Expense	CF	9300001239	8/31/2012	(43.67)
50610000	Pension Expense	CF	9300001241	8/31/2012	72.00
50610000	Pension Expense	CF	9300001241	8/31/2012	(72.00)
50610000	Pension Expense	CF	9300001243	8/31/2012	21.58
50610000	Pension Expense	CF	9300001243	8/31/2012	(21.58)
50610000	Pension Expense	CF	9300001245	8/31/2012	1,550.17
50610000	Pension Expense	CF	9300001245	8/31/2012	(1,550.17)
50610000	Pension Expense	CF	9300001247	8/31/2012	480.11
50610000	Pension Expense	CF	9300001247	8/31/2012	(480.11)
50610000	Pension Expense	CF	9300001249	8/31/2012	1,310.74
50610000	Pension Expense	CF	9300001249	8/31/2012	(1,310.74)
50610000	Pension Expense	CF	9300001251	8/31/2012	212.65
50610000	Pension Expense	CF	9300001251	8/31/2012	(212.65)
50610000	Pension Expense	CF	9300001253	8/31/2012	547.48
50610000	Pension Expense	CF	9300001253	8/31/2012	(547.48)
50610000	Pension Expense	CF	9300001255	8/31/2012	984.69
50610000	Pension Expense	CF	9300001255	8/31/2012	(984.69)
50610000	Pension Expense	CF	9300001257	8/31/2012	6,010.96
50610000	Pension Expense	CF	9300001257	8/31/2012	(6,010.96)

## Kentucky American Water Company

Case No. 2012-00520

Response to PSC DR1, Item 31

Account	Description	Doc Type	Document Number	Posting Date	Amount
50610000	Pension Expense	CF	9300001259	8/31/2012	611.26
50610000	Pension Expense	CF	9300001259	8/31/2012	(611.26)
50610000	Pension Expense	CF	9300001261	8/31/2012	59.25
50610000	Pension Expense	CF	9300001261	8/31/2012	(59.25)
50610000	Pension Expense	CF	9300001263	8/31/2012	10.20
50610000	Pension Expense	CF	9300001263	8/31/2012	(10.20)
50610000	Pension Expense	CF	9300001265	8/31/2012	134.34
50610000	Pension Expense	CF	9300001265	8/31/2012	(134.34)
50610000	Pension Expense	CF	9300001267	8/31/2012	131.40
50610000	Pension Expense	CF	9300001267	8/31/2012	(131.40)
50610000	Pension Expense	CF	9300001269	8/31/2012	121.49
50610000	Pension Expense	CF	9300001269	8/31/2012	(121.49)
50610000	Pension Expense	CF	9300001271	8/31/2012	6.80
50610000	Pension Expense	CF	9300001271	8/31/2012	(6.80)
50610000	Pension Expense	CF	9300001273	8/31/2012	87.84
50610000	Pension Expense	CF	9300001273	8/31/2012	(87.84)
50610000	Pension Expense	CF	9300001275	8/31/2012	94.48
50610000	Pension Expense	CF	9300001275	8/31/2012	(94.48)
50610000	Pension Expense	CF	9300001277	8/31/2012	92.15
50610000	Pension Expense	CF	9300001277	8/31/2012	(92.15)
50610000	Pension Expense	CF	9300001279	8/31/2012	5,985.23
50610000	Pension Expense	CF	9300001279	8/31/2012	(5,985.23)
50610000	Pension Expense	CF	9300001281	8/31/2012	205.60
50610000	Pension Expense	CF	9300001281	8/31/2012	(205.60)
50610000	Pension Expense	CF	9300001283	8/31/2012	77.00
50610000	Pension Expense	CF	9300001283	8/31/2012	(77.00)
50610000	Pension Expense	CF	9300001285	8/31/2012	129.48
50610000	Pension Expense	CF	9300001285	8/31/2012	(129.48)
50610000	Pension Expense	CF	9300001287	8/31/2012	577.06
50610000	Pension Expense	CF	9300001287	8/31/2012	(577.06)
50610000	Pension Expense	CF	9300000056	8/31/2012	219.29
50610000	Pension Expense	CF	9300000056	8/31/2012	(219.29)
50610000	Pension Expense	CF	9300000057	8/31/2012	85.28
50610000	Pension Expense	CF	9300000057	8/31/2012	(85.28)
50610000	Pension Expense	CF	9300000058	8/31/2012	6,939.59
50610000	Pension Expense	CF	9300000058	8/31/2012	(6,939.59)
50610000	Pension Expense	CF	9300000059	8/31/2012	66.28
50610000	Pension Expense	CF	9300000059	8/31/2012	(66.28)
50610000	Pension Expense	CF	9300000060	8/31/2012	1,092.00
50610000	Pension Expense	CF	9300000060	8/31/2012	(1,092.00)
50610000	Pension Expense	CF	9300000061	8/31/2012	1,499.10
50610000	Pension Expense	CF	9300000061	8/31/2012	(1,499.10)
50610000	Pension Expense	CF	9300000062	8/31/2012	1,971.22
50610000	Pension Expense	CF	9300000062	8/31/2012	(1,971.22)
50610000	Pension Expense	CF	9300000063	8/31/2012	316.36
50610000	Pension Expense	CF	9300000063	8/31/2012	(316.36)
50610000	Pension Expense	CF	9300000064	8/31/2012	8,894.33
50610000	Pension Expense	CF	9300000064	8/31/2012	(8,894.33)
50610000	Pension Expense	CF	9300000065	8/31/2012	208.99
50610000	Pension Expense	CF	9300000065	8/31/2012	(208.99)
50610000	Pension Expense	CF	9300000066	8/31/2012	340.26
50610000	Pension Expense	CF	9300000066	8/31/2012	(340.26)
50610000	Pension Expense	CF	9300000067	8/31/2012	19.86

## Kentucky American Water Company

Case No. 2012-00520

Response to PSC DR1, Item 31

Account	Description	Doc Type	Document Number	Posting Date	Amount
50610000	Pension Expense	CF	9300000067	8/31/2012	(19.86)
50610000	Pension Expense	CF	9300000068	8/31/2012	257.60
50610000	Pension Expense	CF	9300000068	8/31/2012	(257.60)
50610000	Pension Expense	CF	9300000069	8/31/2012	266.32
50610000	Pension Expense	CF	9300000069	8/31/2012	(266.32)
50610000	Pension Expense	CF	9300000070	8/31/2012	2,978.53
50610000	Pension Expense	CF	9300000070	8/31/2012	(2,978.53)
50610000	Pension Expense	CF	9300000071	8/31/2012	235.24
50610000	Pension Expense	CF	9300000071	8/31/2012	(235.24)
50610000	Pension Expense	CF	9300000072	8/31/2012	1,847.76
50610000	Pension Expense	CF	9300000072	8/31/2012	(1,847.76)
50610000	Pension Expense	CF	9300000073	8/31/2012	545.46
50610000	Pension Expense	CF	9300000073	8/31/2012	(545.46)
50610000	Pension Expense	CF	9300000074	8/31/2012	395.60
50610000	Pension Expense	CF	9300000074	8/31/2012	(395.60)
50610000	Pension Expense	CF	9300000075	8/31/2012	99.30
50610000	Pension Expense	CF	9300000075	8/31/2012	(99.30)
50610000	Pension Expense	CF	9300000076	8/31/2012	1,161.79
50610000	Pension Expense	CF	9300000076	8/31/2012	(1,161.79)
50610000	Pension Expense	CF	9300000077	8/31/2012	695.97
50610000	Pension Expense	CF	9300000077	8/31/2012	(695.97)
50610000	Pension Expense	CF	9300000078	8/31/2012	306.93
50610000	Pension Expense	CF	9300000078	8/31/2012	(306.93)
50610000	Pension Expense	CF	9300000079	8/31/2012	20.33
50610000	Pension Expense	CF	9300000079	8/31/2012	(20.33)
50610000	Pension Expense	CF	9300000080	8/31/2012	2,581.31
50610000	Pension Expense	CF	9300000080	8/31/2012	(2,581.31)
50610000	Pension Expense	CF	9300000081	8/31/2012	1,039.13
50610000	Pension Expense	CF	9300000081	8/31/2012	(1,039.13)
50610000	Pension Expense	CF	9300000082	8/31/2012	350.13
50610000	Pension Expense	CF	9300000082	8/31/2012	(350.13)
50610000	Pension Expense	CF	9300000083	8/31/2012	172.65
50610000	Pension Expense	CF	9300000083	8/31/2012	(172.65)
50610000	Pension Expense	CF	9300000084	8/31/2012	40.66
50610000	Pension Expense	CF	9300000084	8/31/2012	(40.66)
50610000	Pension Expense	CF	9300000085	8/31/2012	134.48
50610000	Pension Expense	CF	9300000085	8/31/2012	(134.48)
50610000	Pension Expense	CF	9300000086	8/31/2012	639.89
50610000	Pension Expense	CF	9300000086	8/31/2012	(639.89)
50610000	Pension Expense	CF	9300000087	8/31/2012	185.65
50610000	Pension Expense	CF	9300000087	8/31/2012	(185.65)
50610000	Pension Expense	CF	9300000088	8/31/2012	1,432.10
50610000	Pension Expense	CF	9300000088	8/31/2012	(1,432.10)
50610000	Pension Expense	CF	9300000089	8/31/2012	332.60
50610000	Pension Expense	CF	9300000089	8/31/2012	(332.60)
50610000	Pension Expense	CF	9300000090	8/31/2012	803.94
50610000	Pension Expense	CF	9300000090	8/31/2012	(803.94)
50610000	Pension Expense	CF	9300000091	8/31/2012	1,621.46
50610000	Pension Expense	CF	9300000091	8/31/2012	(1,621.46)
50610000	Pension Expense	CF	9300000092	8/31/2012	141.14
50610000	Pension Expense	CF	9300000092	8/31/2012	(141.14)
50610000	Pension Expense	CF	9300000093	8/31/2012	166.10
50610000	Pension Expense	CF	9300000093	8/31/2012	(166.10)



## Kentucky American Water Company

Case No. 2012-00520

Response to PSC DR1, Item 31

Account	Description	Doc Type	Document Number	Posting Date	Amount
50610000	Pension Expense	CF	9300000094	8/31/2012	39.31
50610000	Pension Expense	CF	9300000094	8/31/2012	(39.31)
50610000	Pension Expense	CF	9300000095	8/31/2012	39.31
50610000	Pension Expense	CF	9300000095	8/31/2012	(39.31)
50610000	Pension Expense	CF	9300000096	8/31/2012	82.78
50610000	Pension Expense	CF	9300000096	8/31/2012	(82.78)
50610000	Pension Expense	CF	9300000097	8/31/2012	391.11
50610000	Pension Expense	CF	9300000097	8/31/2012	(391.11)
50610000	Pension Expense	CF	9300000098	8/31/2012	55.19
50610000	Pension Expense	CF	9300000098	8/31/2012	(55.19)
50610000	Pension Expense	CF	9300000099	8/31/2012	197.19
50610000	Pension Expense	CF	9300000099	8/31/2012	(197.19)
50610000	Pension Expense	CF	9300000100	8/31/2012	130.16
50610000	Pension Expense	CF	9300000100	8/31/2012	(130.16)
50610000	Pension Expense	CF	9300000101	8/31/2012	205.62
50610000	Pension Expense	CF	9300000101	8/31/2012	(205.62)
50610000	Pension Expense	CF	9300000102	8/31/2012	1,087.94
50610000	Pension Expense	CF	9300000102	8/31/2012	(1,087.94)
50610000	Pension Expense	CF	9300000103	8/31/2012	23.99
50610000	Pension Expense	CF	9300000103	8/31/2012	(23.99)
50610000	Pension Expense	CF	9300000104	8/31/2012	26.54
50610000	Pension Expense	CF	9300000104	8/31/2012	(26.54)
50610000	Pension Expense	CF	9300000105	8/31/2012	118.04
50610000	Pension Expense	CF	9300000105	8/31/2012	(118.04)
50610000	Pension Expense	CF	9300000106	8/31/2012	80.43
50610000	Pension Expense	CF	9300000106	8/31/2012	(80.43)
50610000	Pension Expense	CF	9300000107	8/31/2012	530.58
50610000	Pension Expense	CF	9300000107	8/31/2012	(530.58)
50610000	Pension Expense	CF	9300000108	8/31/2012	88.58
50610000	Pension Expense	CF	9300000108	8/31/2012	(88.58)
50610000	Pension Expense	CF	9300000109	8/31/2012	380.48
50610000	Pension Expense	CF	9300000109	8/31/2012	(380.48)
50610000	Pension Expense	CF	9300000110	8/31/2012	87.37
50610000	Pension Expense	CF	9300000110	8/31/2012	(87.37)
50610000	Pension Expense	CF	9300000111	8/31/2012	1.94
50610000	Pension Expense	CF	9300000111	8/31/2012	(1.94)
50610000	Pension Expense	CF	9300000112	8/31/2012	518.00
50610000	Pension Expense	CF	9300000112	8/31/2012	(518.00)
50610000	Pension Expense	CF	9300000113	8/31/2012	228.18
50610000	Pension Expense	CF	9300000113	8/31/2012	(228.18)
50610000	Pension Expense	CF	9300000114	8/31/2012	61.98
50610000	Pension Expense	CF	9300000114	8/31/2012	(61.98)
50610000	Pension Expense	CF	9300000115	8/31/2012	79.29
50610000	Pension Expense	CF	9300000115	8/31/2012	(79.29)
50610000	Pension Expense	CF	9300000116	8/31/2012	35.03
50610000	Pension Expense	CF	9300000116	8/31/2012	(35.03)
50610000	Pension Expense	CF	9300000117	8/31/2012	26.67
50610000	Pension Expense	CF	9300000117	8/31/2012	(26.67)
50610000	Pension Expense	CF	9300000118	8/31/2012	107.46
50610000	Pension Expense	CF	9300000118	8/31/2012	(107.46)
50610000	Pension Expense	CF	9300000119	8/31/2012	6.67
50610000	Pension Expense	CF	9300000119	8/31/2012	(6.67)
50610000	Pension Expense	CF	9300000120	8/31/2012	247.91

## Kentucky American Water Company

Case No. 2012-00520

Response to PSC DR1, Item 31

Account	Description	Doc Type	Document Number	Posting Date	Amount
50610000	Pension Expense	CF	9300000120	8/31/2012	(247.91)
50610000	Pension Expense	CF	9300000123	8/31/2012	(219.29)
50610000	Pension Expense	CF	9300000123	8/31/2012	219.29
50610000	Pension Expense	CF	9300000125	8/31/2012	(66.28)
50610000	Pension Expense	CF	9300000125	8/31/2012	66.28
50610000	Pension Expense	CF	9300000127	8/31/2012	(1,092.00)
50610000	Pension Expense	CF	9300000127	8/31/2012	1,092.00
50610000	Pension Expense	CF	9300000131	8/31/2012	(2,581.31)
50610000	Pension Expense	CF	9300000131	8/31/2012	2,581.31
50610000	Pension Expense	CF	9300000134	8/31/2012	(395.60)
50610000	Pension Expense	CF	9300000134	8/31/2012	395.60
50610000	Pension Expense	CF	9300000136	8/31/2012	(1,161.79)
50610000	Pension Expense	CF	9300000136	8/31/2012	1,161.79
50610000	Pension Expense	CF	9300000140	8/31/2012	(19.86)
50610000	Pension Expense	CF	9300000140	8/31/2012	19.86
50610000	Pension Expense	CF	9300000142	8/31/2012	(1,499.10)
50610000	Pension Expense	CF	9300000142	8/31/2012	1,499.10
50610000	Pension Expense	CF	9300000145	8/31/2012	(316.36)
50610000	Pension Expense	CF	9300000145	8/31/2012	316.36
50610000	Pension Expense	CF	9300000149	8/31/2012	(257.60)
50610000	Pension Expense	CF	9300000149	8/31/2012	257.60
50610000	Pension Expense	CF	9300000151	8/31/2012	(332.60)
50610000	Pension Expense	CF	9300000151	8/31/2012	332.60
50610000	Pension Expense	CF	9300000154	8/31/2012	(20.33)
50610000	Pension Expense	CF	9300000154	8/31/2012	20.33
50610000	Pension Expense	CF	9300000156	8/31/2012	(1,039.13)
50610000	Pension Expense	CF	9300000156	8/31/2012	1,039.13
50610000	Pension Expense	CF	9300000159	8/31/2012	(2,978.53)
50610000	Pension Expense	CF	9300000159	8/31/2012	2,978.53
50610000	Pension Expense	CF	9300000162	8/31/2012	(134.48)
50610000	Pension Expense	CF	9300000162	8/31/2012	134.48
50610000	Pension Expense	CF	9300000165	8/31/2012	(1,847.76)
50610000	Pension Expense	CF	9300000165	8/31/2012	1,847.76
50610000	Pension Expense	CF	9300000169	8/31/2012	(695.97)
50610000	Pension Expense	CF	9300000169	8/31/2012	695.97
50610000	Pension Expense	CF	9300000171	8/31/2012	(1,971.22)
50610000	Pension Expense	CF	9300000171	8/31/2012	1,971.22
50610000	Pension Expense	CF	9300000173	8/31/2012	(266.32)
50610000	Pension Expense	CF	9300000173	8/31/2012	266.32
50610000	Pension Expense	CF	9300000175	8/31/2012	(639.89)
50610000	Pension Expense	CF	9300000175	8/31/2012	639.89
50610000	Pension Expense	CF	9300000177	8/31/2012	(1,432.10)
50610000	Pension Expense	CF	9300000177	8/31/2012	1,432.10
50610000	Pension Expense	CF	9300000181	8/31/2012	(6,939.59)
50610000	Pension Expense	CF	9300000181	8/31/2012	6,939.59
50610000	Pension Expense	CF	9300000183	8/31/2012	(545.46)
50610000	Pension Expense	CF	9300000183	8/31/2012	545.46
50610000	Pension Expense	CF	9300000187	8/31/2012	(40.66)
50610000	Pension Expense	CF	9300000187	8/31/2012	40.66
50610000	Pension Expense	CF	9300000189	8/31/2012	(185.65)
50610000	Pension Expense	CF	9300000189	8/31/2012	185.65
50610000	Pension Expense	CF	9300000191	8/31/2012	(235.24)
50610000	Pension Expense	CF	9300000191	8/31/2012	235.24

## Kentucky American Water Company

Case No. 2012-00520

Response to PSC DR1, Item 31

Account	Description	Doc Type	Document Number	Posting Date	Amount
50610000	Pension Expense	CF	9300000194	8/31/2012	(208.99)
50610000	Pension Expense	CF	9300000194	8/31/2012	208.99
50610000	Pension Expense	CF	9300000196	8/31/2012	(350.13)
50610000	Pension Expense	CF	9300000196	8/31/2012	350.13
50610000	Pension Expense	CF	9300000198	8/31/2012	(99.30)
50610000	Pension Expense	CF	9300000198	8/31/2012	99.30
50610000	Pension Expense	CF	9300000200	8/31/2012	(85.28)
50610000	Pension Expense	CF	9300000200	8/31/2012	85.28
50610000	Pension Expense	CF	9300000202	8/31/2012	(8,894.33)
50610000	Pension Expense	CF	9300000202	8/31/2012	8,894.33
50610000	Pension Expense	CF	9300000204	8/31/2012	(340.26)
50610000	Pension Expense	CF	9300000204	8/31/2012	340.26
50610000	Pension Expense	CF	9300000206	8/31/2012	(306.93)
50610000	Pension Expense	CF	9300000206	8/31/2012	306.93
50610000	Pension Expense	CF	9300000208	8/31/2012	(172.65)
50610000	Pension Expense	CF	9300000208	8/31/2012	172.65
50610000	Pension Expense	CF	9300000210	8/31/2012	(803.94)
50610000	Pension Expense	CF	9300000210	8/31/2012	803.94
50610000	Pension Expense	CF	9300000219	8/31/2012	2,404.88
50610000	Pension Expense	CF	9300000219	8/31/2012	(2,404.88)
50610000	Pension Expense	CF	9300000220	8/31/2012	282.04
50610000	Pension Expense	CF	9300000220	8/31/2012	(282.04)
50610000	Pension Expense	CF	9300000221	8/31/2012	17,020.42
50610000	Pension Expense	CF	9300000221	8/31/2012	(17,020.42)
50610000	Pension Expense	CF	9300000222	8/31/2012	65.44
50610000	Pension Expense	CF	9300000222	8/31/2012	(65.44)
50610000	Pension Expense	CF	9300000223	8/31/2012	3,140.07
50610000	Pension Expense	CF	9300000223	8/31/2012	(3,140.07)
50610000	Pension Expense	CF	9300000224	8/31/2012	3,253.44
50610000	Pension Expense	CF	9300000224	8/31/2012	(3,253.44)
50610000	Pension Expense	CF	9300000225	8/31/2012	1,008.01
50610000	Pension Expense	CF	9300000225	8/31/2012	(1,008.01)
50610000	Pension Expense	CF	9300000226	8/31/2012	14,963.13
50610000	Pension Expense	CF	9300000226	8/31/2012	(14,963.13)
50610000	Pension Expense	CF	9300000227	8/31/2012	275.28
50610000	Pension Expense	CF	9300000227	8/31/2012	(275.28)
50610000	Pension Expense	CF	9300000228	8/31/2012	479.28
50610000	Pension Expense	CF	9300000228	8/31/2012	(479.28)
50610000	Pension Expense	CF	9300000229	8/31/2012	20.60
50610000	Pension Expense	CF	9300000229	8/31/2012	(20.60)
50610000	Pension Expense	CF	9300000230	8/31/2012	257.60
50610000	Pension Expense	CF	9300000230	8/31/2012	(257.60)
50610000	Pension Expense	CF	9300000231	8/31/2012	581.33
50610000	Pension Expense	CF	9300000231	8/31/2012	(581.33)
50610000	Pension Expense	CF	9300000232	8/31/2012	6,887.83
50610000	Pension Expense	CF	9300000232	8/31/2012	(6,887.83)
50610000	Pension Expense	CF	9300000233	8/31/2012	86.02
50610000	Pension Expense	CF	9300000233	8/31/2012	(86.02)
50610000	Pension Expense	CF	9300000234	8/31/2012	288.53
50610000	Pension Expense	CF	9300000234	8/31/2012	(288.53)
50610000	Pension Expense	CF	9300000235	8/31/2012	4,331.32
50610000	Pension Expense	CF	9300000235	8/31/2012	(4,331.32)
50610000	Pension Expense	CF	9300000236	8/31/2012	1,891.06

## Kentucky American Water Company

Case No. 2012-00520

Response to PSC DR1, Item 31

Account	Description	Doc Type	Document Number	Posting Date	Amount
50610000	Pension Expense	CF	9300000236	8/31/2012	(1,891.06)
50610000	Pension Expense	CF	9300000237	8/31/2012	1,306.40
50610000	Pension Expense	CF	9300000237	8/31/2012	(1,306.40)
50610000	Pension Expense	CF	9300000238	8/31/2012	277.31
50610000	Pension Expense	CF	9300000238	8/31/2012	(277.31)
50610000	Pension Expense	CF	9300000239	8/31/2012	1,695.33
50610000	Pension Expense	CF	9300000239	8/31/2012	(1,695.33)
50610000	Pension Expense	CF	9300000240	8/31/2012	1,217.78
50610000	Pension Expense	CF	9300000240	8/31/2012	(1,217.78)
50610000	Pension Expense	CF	9300000241	8/31/2012	50.47
50610000	Pension Expense	CF	9300000241	8/31/2012	(50.47)
50610000	Pension Expense	CF	9300000242	8/31/2012	5,107.57
50610000	Pension Expense	CF	9300000242	8/31/2012	(5,107.57)
50610000	Pension Expense	CF	9300000243	8/31/2012	27.11
50610000	Pension Expense	CF	9300000243	8/31/2012	(27.11)
50610000	Pension Expense	CF	9300000244	8/31/2012	2,024.41
50610000	Pension Expense	CF	9300000244	8/31/2012	(2,024.41)
50610000	Pension Expense	CF	9300000245	8/31/2012	343.48
50610000	Pension Expense	CF	9300000245	8/31/2012	(343.48)
50610000	Pension Expense	CF	9300000246	8/31/2012	236.17
50610000	Pension Expense	CF	9300000246	8/31/2012	(236.17)
50610000	Pension Expense	CF	9300000247	8/31/2012	174.07
50610000	Pension Expense	CF	9300000247	8/31/2012	(174.07)
50610000	Pension Expense	CF	9300000248	8/31/2012	152.53
50610000	Pension Expense	CF	9300000248	8/31/2012	(152.53)
50610000	Pension Expense	CF	9300000249	8/31/2012	1,542.40
50610000	Pension Expense	CF	9300000249	8/31/2012	(1,542.40)
50610000	Pension Expense	CF	9300000250	8/31/2012	349.83
50610000	Pension Expense	CF	9300000250	8/31/2012	(349.83)
50610000	Pension Expense	CF	9300000251	8/31/2012	2,492.91
50610000	Pension Expense	CF	9300000251	8/31/2012	(2,492.91)
50610000	Pension Expense	CF	9300000252	8/31/2012	1,496.24
50610000	Pension Expense	CF	9300000252	8/31/2012	(1,496.24)
50610000	Pension Expense	CF	9300000253	8/31/2012	4,184.35
50610000	Pension Expense	CF	9300000253	8/31/2012	(4,184.35)
50610000	Pension Expense	CF	9300000254	8/31/2012	93.06
50610000	Pension Expense	CF	9300000254	8/31/2012	(93.06)
50610000	Pension Expense	CF	9300000255	8/31/2012	117.37
50610000	Pension Expense	CF	9300000255	8/31/2012	(117.37)
50610000	Pension Expense	CF	9300000256	8/31/2012	22.17
50610000	Pension Expense	CF	9300000256	8/31/2012	(22.17)
50610000	Pension Expense	CF	9300000257	8/31/2012	172.55
50610000	Pension Expense	CF	9300000257	8/31/2012	(172.55)
50610000	Pension Expense	CF	9300000258	8/31/2012	172.55
50610000	Pension Expense	CF	9300000258	8/31/2012	(172.55)
50610000	Pension Expense	CF	9300000259	8/31/2012	633.24
50610000	Pension Expense	CF	9300000259	8/31/2012	(633.24)
50610000	Pension Expense	CF	9300000260	8/31/2012	70.36
50610000	Pension Expense	CF	9300000260	8/31/2012	(70.36)
50610000	Pension Expense	CF	9300000261	8/31/2012	166.09
50610000	Pension Expense	CF	9300000261	8/31/2012	(166.09)
50610000	Pension Expense	CF	9300000262	8/31/2012	60.08
50610000	Pension Expense	CF	9300000262	8/31/2012	(60.08)

## Kentucky American Water Company

Case No. 2012-00520

Response to PSC DR1, Item 31

Account	Description	Doc Type	Document Number	Posting Date	Amount
50610000	Pension Expense	CF	9300000263	8/31/2012	154.21
50610000	Pension Expense	CF	9300000263	8/31/2012	(154.21)
50610000	Pension Expense	CF	9300000264	8/31/2012	154.21
50610000	Pension Expense	CF	9300000264	8/31/2012	(154.21)
50610000	Pension Expense	CF	9300000265	8/31/2012	308.43
50610000	Pension Expense	CF	9300000265	8/31/2012	(308.43)
50610000	Pension Expense	CF	9300000266	8/31/2012	2,413.23
50610000	Pension Expense	CF	9300000266	8/31/2012	(2,413.23)
50610000	Pension Expense	CF	9300000267	8/31/2012	129.99
50610000	Pension Expense	CF	9300000267	8/31/2012	(129.99)
50610000	Pension Expense	CF	9300000268	8/31/2012	686.82
50610000	Pension Expense	CF	9300000268	8/31/2012	(686.82)
50610000	Pension Expense	CF	9300000269	8/31/2012	21.67
50610000	Pension Expense	CF	9300000269	8/31/2012	(21.67)
50610000	Pension Expense	CF	9300000270	8/31/2012	11.62
50610000	Pension Expense	CF	9300000270	8/31/2012	(11.62)
50610000	Pension Expense	CF	9300000271	8/31/2012	241.66
50610000	Pension Expense	CF	9300000271	8/31/2012	(241.66)
50610000	Pension Expense	CF	9300000272	8/31/2012	672.75
50610000	Pension Expense	CF	9300000272	8/31/2012	(672.75)
50610000	Pension Expense	CF	9300000273	8/31/2012	333.71
50610000	Pension Expense	CF	9300000273	8/31/2012	(333.71)
50610000	Pension Expense	CF	9300000274	8/31/2012	703.57
50610000	Pension Expense	CF	9300000274	8/31/2012	(703.57)
50610000	Pension Expense	CF	9300000275	8/31/2012	222.82
50610000	Pension Expense	CF	9300000275	8/31/2012	(222.82)
50610000	Pension Expense	CF	9300000276	8/31/2012	79.59
50610000	Pension Expense	CF	9300000276	8/31/2012	(79.59)
50610000	Pension Expense	CF	9300000277	8/31/2012	211.03
50610000	Pension Expense	CF	9300000277	8/31/2012	(211.03)
50610000	Pension Expense	CF	9300000278	8/31/2012	856.85
50610000	Pension Expense	CF	9300000278	8/31/2012	(856.85)
50610000	Pension Expense	CF	9300000279	8/31/2012	324.98
50610000	Pension Expense	CF	9300000279	8/31/2012	(324.98)
50610000	Pension Expense	CF	9300000280	8/31/2012	124.18
50610000	Pension Expense	CF	9300000280	8/31/2012	(124.18)
50610000	Pension Expense	CF	9300000281	8/31/2012	298.27
50610000	Pension Expense	CF	9300000281	8/31/2012	(298.27)
50610000	Pension Expense	CF	9300000282	8/31/2012	60.08
50610000	Pension Expense	CF	9300000282	8/31/2012	(60.08)
50610000	Pension Expense	CF	9300000283	8/31/2012	50.06
50610000	Pension Expense	CF	9300000283	8/31/2012	(50.06)
50610000	Pension Expense	CF	9300000284	8/31/2012	142.56
50610000	Pension Expense	CF	9300000284	8/31/2012	(142.56)
50610000	Pension Expense	CF	9300000285	8/31/2012	93.34
50610000	Pension Expense	CF	9300000285	8/31/2012	(93.34)
50610000	Pension Expense	CF	9300000286	8/31/2012	13.33
50610000	Pension Expense	CF	9300000286	8/31/2012	(13.33)
50610000	Pension Expense	CF	9300000287	8/31/2012	309.89
50610000	Pension Expense	CF	9300000287	8/31/2012	(309.89)
50610000	Pension Expense	CF	9300000292	8/31/2012	(2,404.88)
50610000	Pension Expense	CF	9300000292	8/31/2012	2,404.88
50610000	Pension Expense	CF	9300000294	8/31/2012	(65.44)

## Kentucky American Water Company

Case No. 2012-00520

Response to PSC DR1, Item 31

Account	Description	Doc Type	Document Number	Posting Date	Amount
50610000	Pension Expense	CF	9300000294	8/31/2012	65.44
50610000	Pension Expense	CF	9300000297	8/31/2012	(5,107.57)
50610000	Pension Expense	CF	9300000297	8/31/2012	5,107.57
50610000	Pension Expense	CF	9300000301	8/31/2012	(1,306.40)
50610000	Pension Expense	CF	9300000301	8/31/2012	1,306.40
50610000	Pension Expense	CF	9300000303	8/31/2012	(1,695.33)
50610000	Pension Expense	CF	9300000303	8/31/2012	1,695.33
50610000	Pension Expense	CF	9300000307	8/31/2012	(20.60)
50610000	Pension Expense	CF	9300000307	8/31/2012	20.60
50610000	Pension Expense	CF	9300000309	8/31/2012	(3,140.07)
50610000	Pension Expense	CF	9300000309	8/31/2012	3,140.07
50610000	Pension Expense	CF	9300000313	8/31/2012	(1,008.01)
50610000	Pension Expense	CF	9300000313	8/31/2012	1,008.01
50610000	Pension Expense	CF	9300000318	8/31/2012	(257.60)
50610000	Pension Expense	CF	9300000318	8/31/2012	257.60
50610000	Pension Expense	CF	9300000320	8/31/2012	(50.47)
50610000	Pension Expense	CF	9300000320	8/31/2012	50.47
50610000	Pension Expense	CF	9300000323	8/31/2012	(2,024.41)
50610000	Pension Expense	CF	9300000323	8/31/2012	2,024.41
50610000	Pension Expense	CF	9300000328	8/31/2012	(6,887.83)
50610000	Pension Expense	CF	9300000328	8/31/2012	6,887.83
50610000	Pension Expense	CF	9300000331	8/31/2012	(174.07)
50610000	Pension Expense	CF	9300000331	8/31/2012	174.07
50610000	Pension Expense	CF	9300000333	8/31/2012	(152.53)
50610000	Pension Expense	CF	9300000333	8/31/2012	152.53
50610000	Pension Expense	CF	9300000335	8/31/2012	(86.02)
50610000	Pension Expense	CF	9300000335	8/31/2012	86.02
50610000	Pension Expense	CF	9300000340	8/31/2012	(4,331.32)
50610000	Pension Expense	CF	9300000340	8/31/2012	4,331.32
50610000	Pension Expense	CF	9300000344	8/31/2012	(1,217.78)
50610000	Pension Expense	CF	9300000344	8/31/2012	1,217.78
50610000	Pension Expense	CF	9300000348	8/31/2012	(3,253.44)
50610000	Pension Expense	CF	9300000348	8/31/2012	3,253.44
50610000	Pension Expense	CF	9300000351	8/31/2012	(581.33)
50610000	Pension Expense	CF	9300000351	8/31/2012	581.33
50610000	Pension Expense	CF	9300000353	8/31/2012	(1,542.40)
50610000	Pension Expense	CF	9300000353	8/31/2012	1,542.40
50610000	Pension Expense	CF	9300000355	8/31/2012	(2,492.91)
50610000	Pension Expense	CF	9300000355	8/31/2012	2,492.91
50610000	Pension Expense	CF	9300000359	8/31/2012	(17,020.42)
50610000	Pension Expense	CF	9300000359	8/31/2012	17,020.42
50610000	Pension Expense	CF	9300000361	8/31/2012	(1,891.06)
50610000	Pension Expense	CF	9300000361	8/31/2012	1,891.06
50610000	Pension Expense	CF	9300000365	8/31/2012	(236.17)
50610000	Pension Expense	CF	9300000365	8/31/2012	236.17
50610000	Pension Expense	CF	9300000367	8/31/2012	(349.83)
50610000	Pension Expense	CF	9300000367	8/31/2012	349.83
50610000	Pension Expense	CF	9300000369	8/31/2012	(288.53)
50610000	Pension Expense	CF	9300000369	8/31/2012	288.53
50610000	Pension Expense	CF	9300000373	8/31/2012	(275.28)
50610000	Pension Expense	CF	9300000373	8/31/2012	275.28
50610000	Pension Expense	CF	9300000375	8/31/2012	(27.11)
50610000	Pension Expense	CF	9300000375	8/31/2012	27.11

## Kentucky American Water Company

Case No. 2012-00520

Response to PSC DR1, Item 31

Account	Description	Doc Type	Document Number	Posting Date	Amount
50610000	Pension Expense	CF	9300000377	8/31/2012	(277.31)
50610000	Pension Expense	CF	9300000377	8/31/2012	277.31
50610000	Pension Expense	CF	9300000379	8/31/2012	(282.04)
50610000	Pension Expense	CF	9300000379	8/31/2012	282.04
50610000	Pension Expense	CF	9300000381	8/31/2012	(14,963.13)
50610000	Pension Expense	CF	9300000381	8/31/2012	14,963.13
50610000	Pension Expense	CF	9300000383	8/31/2012	(479.28)
50610000	Pension Expense	CF	9300000383	8/31/2012	479.28
50610000	Pension Expense	CF	9300000385	8/31/2012	(343.48)
50610000	Pension Expense	CF	9300000385	8/31/2012	343.48
50610000	Pension Expense	CF	9300000387	8/31/2012	(1,496.24)
50610000	Pension Expense	CF	9300000387	8/31/2012	1,496.24
50610100	Pension Cap Credits	SA	100000884	8/31/2012	(101,561.08)
50610100	Pension Cap Credits	SA	100000850	8/31/2012	101,561.08
50610100	Pension Cap Credits	UT	9300000121	8/31/2012	(1,621.46)
50610100	Pension Cap Credits	UT	9300000290	8/31/2012	(4,184.35)
50610100	Pension Cap Credits	UT	9300001208	8/31/2012	1,456.53
50610100	Pension Cap Credits	UZ	2000000102	8/31/2012	13.85
50610100	Pension Cap Credits	UZ	2000000102	8/31/2012	115.77
50610100	Pension Cap Credits	UZ	2000000102	8/31/2012	179.63
50610100	Pension Cap Credits	UZ	2000000102	8/31/2012	9.86
50610100	Pension Cap Credits	UZ	2000000102	8/31/2012	9.86
50610100	Pension Cap Credits	UZ	2000000102	8/31/2012	43.29
50610100	Pension Cap Credits	UZ	2000000102	8/31/2012	41.67
50610100	Pension Cap Credits	UZ	2000000102	8/31/2012	43.29
50610100	Pension Cap Credits	UZ	2000000102	8/31/2012	40.97
50610100	Pension Cap Credits	UZ	2000000102	8/31/2012	29.45
50610100	Pension Cap Credits	UZ	2000000102	8/31/2012	23.35
50610100	Pension Cap Credits	UZ	2000000102	8/31/2012	91.14
50610100	Pension Cap Credits	UZ	2000000102	8/31/2012	47.73
50610100	Pension Cap Credits	UZ	2000000102	8/31/2012	51.58
50610100	Pension Cap Credits	UZ	2000000102	8/31/2012	878.36
50610100	Pension Cap Credits	UZ	2000000102	8/31/2012	77.38
50610100	Pension Cap Credits	UZ	2000000102	8/31/2012	38.69
50610100	Pension Cap Credits	UZ	2000000102	8/31/2012	38.69
50610100	Pension Cap Credits	UZ	2000000102	8/31/2012	178.96
50610100	Pension Cap Credits	UZ	2000000102	8/31/2012	38.63
50610100	Pension Cap Credits	UZ	2000000102	8/31/2012	80.80
50610100	Pension Cap Credits	UZ	2000000102	8/31/2012	2.92
50610100	Pension Cap Credits	UZ	2000000102	8/31/2012	35.05
50610100	Pension Cap Credits	UZ	2000000102	8/31/2012	301.89
50610100	Pension Cap Credits	UZ	2000000102	8/31/2012	83.72
50610100	Pension Cap Credits	UZ	2000000102	8/31/2012	271.96
50610100	Pension Cap Credits	UZ	2000000102	8/31/2012	22.22
50610100	Pension Cap Credits	UZ	2000000102	8/31/2012	77.82
50610100	Pension Cap Credits	UZ	2000000102	8/31/2012	88.40
50610100	Pension Cap Credits	UZ	2000000102	8/31/2012	81.53
50610100	Pension Cap Credits	UZ	2000000102	8/31/2012	344.92
50610100	Pension Cap Credits	UZ	2000000102	8/31/2012	53.43
50610100	Pension Cap Credits	UZ	2000000102	8/31/2012	19.97
50610100	Pension Cap Credits	UZ	2000000102	8/31/2012	90.38
50610100	Pension Cap Credits	UZ	2000000102	8/31/2012	34.96
50610100	Pension Cap Credits	UZ	2000000102	8/31/2012	44.55

## Kentucky American Water Company

Case No. 2012-00520

Response to PSC DR1, Item 31

Account	Description	Doc Type	Document Number	Posting Date	Amount
50610100	Pension Cap Credits	UZ	2000000102	8/31/2012	12.56
50610100	Pension Cap Credits	UZ	2000000102	8/31/2012	6.69
50610100	Pension Cap Credits	UZ	2000000102	8/31/2012	50.38
50610100	Pension Cap Credits	UZ	2000000102	8/31/2012	5.02
50610100	Pension Cap Credits	UZ	2000000102	8/31/2012	139.94
51010000	Purchased Water	SV	100001003	8/31/2012	24,521.00
51010000	Purchased Water	SV	100001003	8/31/2012	6,387.00
51010000	Purchased Water	SV	100001003	8/31/2012	11,657.00
51010000	Purchased Water	SV	100001003	8/31/2012	2,658.00
51010000	Purchased Water	CF	9300000476	8/31/2012	(1,533.63)
51010000	Purchased Water	CF	9300000476	8/31/2012	1,533.63
51010000	Purchased Water	CF	9300001191	8/31/2012	(20,702.00)
51010000	Purchased Water	CF	9300001191	8/31/2012	20,702.00
51010000	Purchased Water	CF	9300001197	8/31/2012	(24,521.00)
51010000	Purchased Water	CF	9300001197	8/31/2012	24,521.00
51010000	Purchased Water	CF	9300000299	8/31/2012	(5,807.81)
51010000	Purchased Water	CF	9300000299	8/31/2012	5,807.81
51010000	Purchased Water	CF	9300000346	8/31/2012	52,011.36
51010000	Purchased Water	CF	9300000346	8/31/2012	(52,011.36)
51010000	Purchased Water	CF	9300000389	8/31/2012	(12,081.36)
51010000	Purchased Water	CF	9300000389	8/31/2012	12,081.36
51010000	Purchased Water	CF	9300000421	8/31/2012	(12,058.72)
51010000	Purchased Water	CF	9300000421	8/31/2012	12,058.72
51015000	Purchased Water I/C	SA	100000902	8/31/2012	820.80
51015000	Purchased Water I/C	SA	100000902	8/31/2012	1,492.63
51110000	Waste Disposal	SV	100000905	8/31/2012	2,651.76
51110000	Waste Disposal	CF	9300000450	8/31/2012	(62.10)
51110000	Waste Disposal	CF	9300000450	8/31/2012	62.10
51110000	Waste Disposal	CF	9300000466	8/31/2012	(2,334.65)
51110000	Waste Disposal	CF	9300000466	8/31/2012	2,334.65
51110000	Waste Disposal	CF	9300000514	8/31/2012	(2,651.76)
51110000	Waste Disposal	CF	9300000514	8/31/2012	2,651.76
51110000	Waste Disposal	CF	9300000211	8/31/2012	(2,136.22)
51110000	Waste Disposal	CF	9300000211	8/31/2012	2,136.22
51110000	Waste Disposal	CF	9300000292	8/31/2012	(2,064.48)
51110000	Waste Disposal	CF	9300000292	8/31/2012	2,064.48
51110000	Waste Disposal	CF	9300000363	8/31/2012	2,367.42
51110000	Waste Disposal	CF	9300000363	8/31/2012	(2,367.42)
51110000	Waste Disposal	CF	9300000415	8/31/2012	(3,000.00)
51110000	Waste Disposal	CF	9300000415	8/31/2012	3,000.00
51110000	Waste Disposal	CF	9300000440	8/31/2012	(5,333.00)
51110000	Waste Disposal	CF	9300000440	8/31/2012	5,333.00
51110000	Waste Disposal	SR	9600000010	8/31/2012	5,333.00
51110000	Waste Disposal	SR	9600000011	8/31/2012	3,000.00
51120000	Amort Waste Disposal	CF	9300000440	8/31/2012	(8,333.33)
51120000	Amort Waste Disposal	CF	9300000440	8/31/2012	8,333.33
51120000	Amort Waste Disposal	SR	9600000025	8/31/2012	8,333.33
51510000	Purchased Power	SV	100000905	8/31/2012	69,278.29
51510000	Purchased Power	SV	100000905	8/31/2012	179.37
51510000	Purchased Power	SV	100000905	8/31/2012	957.44
51510000	Purchased Power	SV	100000905	8/31/2012	439,135.17
51510000	Purchased Power	SV	100000905	8/31/2012	11,082.21
51510000	Purchased Power	SV	100000905	8/31/2012	1,890.25



## Kentucky American Water Company

Case No. 2012-00520

Response to PSC DR1, Item 31

Account	Description	Doc Type	Document Number	Posting Date	Amount
51510000	Purchased Power	SV	100000905	8/31/2012	10.65
51510000	Purchased Power	SV	100000905	8/31/2012	332.92
51510000	Purchased Power	SV	100000962	8/31/2012	(23,628.64)
51510000	Purchased Power	SV	100000962	8/31/2012	(59,693.31)
51510000	Purchased Power	SV	100000962	8/31/2012	(733.90)
51510000	Purchased Power	SV	100000962	8/31/2012	(15,221.12)
51510000	Purchased Power	ZN	5000000975	8/31/2012	128.88
51510000	Purchased Power	CS	9300000388	8/31/2012	(10,005.97)
51510000	Purchased Power	CS	9300000311	8/31/2012	(870.08)
51510000	Purchased Power	CS	9300000391	8/31/2012	64,394.81
51510000	Purchased Power	CS	9300000213	8/31/2012	(54,333.51)
51510000	Purchased Power	CS	9300000390	8/31/2012	(844.25)
51510000	Purchased Power	CS	9300000477	8/31/2012	(3,069.55)
51510000	Purchased Power	CS	9300000515	8/31/2012	(69,278.29)
51510000	Purchased Power	CS	9300001013	8/31/2012	15,955.02
51510000	Purchased Power	CS	9300000138	8/31/2012	(286.02)
51510000	Purchased Power	CS	9300000305	8/31/2012	(20.80)
51510000	Purchased Power	CS	9300000424	8/31/2012	(83.93)
51510000	Purchased Power	CS	9300000493	8/31/2012	(179.37)
51510000	Purchased Power	CS	9300000152	8/31/2012	(838.35)
51510000	Purchased Power	CS	9300000499	8/31/2012	(957.44)
51510000	Purchased Power	CS	9300000362	8/31/2012	355,070.22
51510000	Purchased Power	CS	9300000180	8/31/2012	(287,010.46)
51510000	Purchased Power	CS	9300000358	8/31/2012	(87,343.47)
51510000	Purchased Power	CS	9300000509	8/31/2012	(439,135.17)
51510000	Purchased Power	CS	9300001012	8/31/2012	83,321.95
51510000	Purchased Power	CS	9300000122	8/31/2012	(11,208.04)
51510000	Purchased Power	CS	9300000484	8/31/2012	(11,082.21)
51510000	Purchased Power	CS	9300000132	8/31/2012	(2,343.70)
51510000	Purchased Power	CS	9300000488	8/31/2012	(1,890.25)
51510000	Purchased Power	CS	9300000371	8/31/2012	365.36
51510000	Purchased Power	CS	9300000147	8/31/2012	(21.87)
51510000	Purchased Power	CS	9300000427	8/31/2012	(21.32)
51510000	Purchased Power	CS	9300000497	8/31/2012	(10.65)
51510000	Purchased Power	CS	9300000157	8/31/2012	(181.58)
51510000	Purchased Power	CS	9300000326	8/31/2012	(219.29)
51510000	Purchased Power	CS	9300000501	8/31/2012	(332.92)
51510011	Purchased Power SS	CS	9300000388	8/31/2012	10,005.97
51510011	Purchased Power SS	CS	9300000311	8/31/2012	870.08
51510012	Purchased Power P	CS	9300000391	8/31/2012	(64,394.81)
51510012	Purchased Power P	CS	9300000213	8/31/2012	54,333.51
51510012	Purchased Power P	CS	9300000390	8/31/2012	844.25
51510012	Purchased Power P	CS	9300000477	8/31/2012	3,069.55
51510012	Purchased Power P	CS	9300000515	8/31/2012	69,278.29
51510012	Purchased Power P	CS	9300001013	8/31/2012	(15,955.02)
51510012	Purchased Power P	CS	9300000138	8/31/2012	286.02
51510012	Purchased Power P	CS	9300000305	8/31/2012	20.80
51510012	Purchased Power P	CS	9300000424	8/31/2012	83.93
51510012	Purchased Power P	CS	9300000493	8/31/2012	179.37
51510012	Purchased Power P	CS	9300000152	8/31/2012	838.35
51510012	Purchased Power P	CS	9300000499	8/31/2012	957.44
51510013	Purchased Power WT	CS	9300000362	8/31/2012	(355,070.22)
51510013	Purchased Power WT	CS	9300000180	8/31/2012	287,010.46

## Kentucky American Water Company

Case No. 2012-00520

Response to PSC DR1, Item 31

Account	Description	Doc Type	Document Number	Posting Date	Amount
51510013	Purchased Power WT	CS	9300000358	8/31/2012	87,343.47
51510013	Purchased Power WT	CS	9300000509	8/31/2012	439,135.17
51510013	Purchased Power WT	CS	9300001012	8/31/2012	(83,321.95)
51510013	Purchased Power WT	CS	9300000122	8/31/2012	11,208.04
51510013	Purchased Power WT	CS	9300000484	8/31/2012	11,082.21
51510013	Purchased Power WT	CS	9300000132	8/31/2012	2,343.70
51510013	Purchased Power WT	CS	9300000488	8/31/2012	1,890.25
51510014	Purchased Power TD	CS	9300000371	8/31/2012	(365.36)
51510014	Purchased Power TD	CS	9300000147	8/31/2012	21.87
51510014	Purchased Power TD	CS	9300000427	8/31/2012	21.32
51510014	Purchased Power TD	CS	9300000497	8/31/2012	10.65
51510014	Purchased Power TD	CS	9300000157	8/31/2012	181.58
51510014	Purchased Power TD	CS	9300000326	8/31/2012	219.29
51510014	Purchased Power TD	CS	9300000501	8/31/2012	332.92
51800000	Chemicals	CF	9300000450	8/31/2012	(16,113.75)
51800000	Chemicals	CF	9300000450	8/31/2012	16,113.75
51800000	Chemicals	CF	9300000451	8/31/2012	(407.50)
51800000	Chemicals	CF	9300000451	8/31/2012	407.50
51800000	Chemicals	CF	9300000452	8/31/2012	(922.05)
51800000	Chemicals	CF	9300000452	8/31/2012	922.05
51800000	Chemicals	CF	9300000466	8/31/2012	(198,233.28)
51800000	Chemicals	CF	9300000466	8/31/2012	198,233.28
51800000	Chemicals	CF	9300000363	8/31/2012	12,192.00
51800000	Chemicals	CF	9300000363	8/31/2012	(12,192.00)
52000000	M&S Expense (O&M)	SV	100000946	8/31/2012	30,902.66
52000000	M&S Expense (O&M)	SV	100001007	8/31/2012	4,667.00
52000000	M&S Expense (O&M)	SV	100001007	8/31/2012	2,624.00
52000000	M&S Expense (O&M)	SV	100001007	8/31/2012	3,615.00
52000000	M&S Expense (O&M)	SA	100001012	8/31/2012	(1,878.56)
52000000	M&S Expense (O&M)	SV	100001028	8/31/2012	10,600.00
52000000	M&S Expense (O&M)	SV	100001028	8/31/2012	81,662.40
52000000	M&S Expense (O&M)	SV	100001028	8/31/2012	30,000.00
52000000	M&S Expense (O&M)	SV	100001028	8/31/2012	20,000.00
52000000	M&S Expense (O&M)	SV	100001028	8/31/2012	20,000.00
52000000	M&S Expense (O&M)	WA	5000000954	8/31/2012	301.53
52000000	M&S Expense (O&M)	WA	5000000954	8/31/2012	130.85
52000000	M&S Expense (O&M)	WA	5000000954	8/31/2012	378.89
52000000	M&S Expense (O&M)	WA	5000000954	8/31/2012	243.99
52000000	M&S Expense (O&M)	WA	5000000954	8/31/2012	133.89
52000000	M&S Expense (O&M)	WA	5000000955	8/31/2012	(44.82)
52000000	M&S Expense (O&M)	WA	5000000955	8/31/2012	(103.70)
52000000	M&S Expense (O&M)	WA	5000000955	8/31/2012	(8.03)
52000000	M&S Expense (O&M)	WA	5000000955	8/31/2012	(78.26)
52000000	M&S Expense (O&M)	WA	5000000955	8/31/2012	(74.21)
52000000	M&S Expense (O&M)	WA	5000000955	8/31/2012	(66.41)
52000000	M&S Expense (O&M)	WA	5000000956	8/31/2012	1,116.57
52000000	M&S Expense (O&M)	WA	5000000956	8/31/2012	543.09
52000000	M&S Expense (O&M)	WA	5000000956	8/31/2012	7.43
52000000	M&S Expense (O&M)	WA	5000000956	8/31/2012	18.16
52000000	M&S Expense (O&M)	WA	5000000956	8/31/2012	500.77
52000000	M&S Expense (O&M)	WA	5000000956	8/31/2012	33.21
52000000	M&S Expense (O&M)	WA	5000000956	8/31/2012	936.21
52000000	M&S Expense (O&M)	WA	5000000956	8/31/2012	178.52

Kentucky American Water Company  
Case No. 2012-00520  
Response to PSC DR1, Item 31

Account	Description	Doc Type	Document Number	Posting Date	Amount
52000000	M&S Expense (O&M)	WA	5000000956	8/31/2012	487.98
52000000	M&S Expense (O&M)	WA	5000000956	8/31/2012	176.86
52000000	M&S Expense (O&M)	WA	5000000956	8/31/2012	70.82
52000000	M&S Expense (O&M)	WA	5000000956	8/31/2012	177.14
52000000	M&S Expense (O&M)	WA	5000000956	8/31/2012	95.59
52000000	M&S Expense (O&M)	WA	5000000956	8/31/2012	155.66
52000000	M&S Expense (O&M)	WA	5000000956	8/31/2012	16.71
52000000	M&S Expense (O&M)	WA	5000000956	8/31/2012	67.66
52000000	M&S Expense (O&M)	WA	5000000956	8/31/2012	1,613.47
52000000	M&S Expense (O&M)	WA	5000000956	8/31/2012	1,675.10
52000000	M&S Expense (O&M)	WA	5000000956	8/31/2012	418.01
52000000	M&S Expense (O&M)	WA	5000000956	8/31/2012	91.74
52000000	M&S Expense (O&M)	WA	5000000956	8/31/2012	396.83
52000000	M&S Expense (O&M)	WA	5000000956	8/31/2012	1,042.97
52000000	M&S Expense (O&M)	WA	5000000956	8/31/2012	301.53
52000000	M&S Expense (O&M)	WA	5000000956	8/31/2012	386.10
52000000	M&S Expense (O&M)	WA	5000000956	8/31/2012	215.14
52000000	M&S Expense (O&M)	WA	5000000956	8/31/2012	17.41
52000000	M&S Expense (O&M)	WA	5000000956	8/31/2012	16.20
52000000	M&S Expense (O&M)	WA	5000000956	8/31/2012	21.42
52000000	M&S Expense (O&M)	WA	5000000956	8/31/2012	43.12
52000000	M&S Expense (O&M)	WA	5000000956	8/31/2012	35.80
52000000	M&S Expense (O&M)	WA	5000000956	8/31/2012	64.01
52000000	M&S Expense (O&M)	WA	5000000956	8/31/2012	120.43
52000000	M&S Expense (O&M)	WA	5000000956	8/31/2012	201.22
52000000	M&S Expense (O&M)	WA	5000000956	8/31/2012	30.90
52000000	M&S Expense (O&M)	WA	5000000956	8/31/2012	17.28
52000000	M&S Expense (O&M)	WA	5000000956	8/31/2012	26.76
52000000	M&S Expense (O&M)	WA	5000000956	8/31/2012	73.32
52000000	M&S Expense (O&M)	WA	5000000956	8/31/2012	45.89
52000000	M&S Expense (O&M)	WA	5000000956	8/31/2012	508.13
52000000	M&S Expense (O&M)	WA	5000000956	8/31/2012	66.36
52000000	M&S Expense (O&M)	WA	5000000956	8/31/2012	580.49
52000000	M&S Expense (O&M)	WA	5000000956	8/31/2012	770.85
52000000	M&S Expense (O&M)	WA	5000000956	8/31/2012	364.88
52000000	M&S Expense (O&M)	WA	5000000956	8/31/2012	294.98
52000000	M&S Expense (O&M)	WA	5000000956	8/31/2012	229.70
52000000	M&S Expense (O&M)	WA	5000000956	8/31/2012	5.44
52000000	M&S Expense (O&M)	WA	5000000956	8/31/2012	91.35
52000000	M&S Expense (O&M)	WA	5000000956	8/31/2012	76.36
52000000	M&S Expense (O&M)	WA	5000000956	8/31/2012	158.30
52000000	M&S Expense (O&M)	WA	5000000956	8/31/2012	89.64
52000000	M&S Expense (O&M)	WA	5000000958	8/31/2012	150.76
52000000	M&S Expense (O&M)	WA	5000000959	8/31/2012	93.33
52000000	M&S Expense (O&M)	WA	5000000961	8/31/2012	207.40
52000000	M&S Expense (O&M)	WA	5000000962	8/31/2012	(158.29)
52000000	M&S Expense (O&M)	WA	5000000962	8/31/2012	(90.30)
52000000	M&S Expense (O&M)	WA	5000000963	8/31/2012	158.29
52000000	M&S Expense (O&M)	WA	5000000963	8/31/2012	90.30
52000000	M&S Expense (O&M)	WA	5000000965	8/31/2012	23.61
52000000	M&S Expense (O&M)	WA	5000000966	8/31/2012	51.85
52000000	M&S Expense (O&M)	WA	5000000967	8/31/2012	(51.85)
52000000	M&S Expense (O&M)	WA	5000000968	8/31/2012	(23.61)

## Kentucky American Water Company

Case No. 2012-00520

Response to PSC DR1, Item 31

Account	Description	Doc Type	Document Number	Posting Date	Amount
52000000	M&S Expense (O&M)	WA	5000000969	8/31/2012	(207.40)
52000000	M&S Expense (O&M)	WA	5000000970	8/31/2012	(93.33)
52000000	M&S Expense (O&M)	WA	5000000971	8/31/2012	(150.76)
52000000	M&S Expense (O&M)	WA	5000000991	8/31/2012	61.84
52000000	M&S Expense (O&M)	WA	5000000991	8/31/2012	3,532.98
52000000	M&S Expense (O&M)	SA	100000845	8/31/2012	1,878.56
52000000	M&S Expense (O&M)	SA	100000871	8/31/2012	1,878.56
52000000	M&S Expense (O&M)	UZ	2000000049	8/31/2012	(753.97)
52000000	M&S Expense (O&M)	CS	9300000180	8/31/2012	(305.52)
52000000	M&S Expense (O&M)	CS	9300000358	8/31/2012	(585.39)
52000000	M&S Expense (O&M)	CS	9300000199	8/31/2012	(505.84)
52000000	M&S Expense (O&M)	CS	9300000470	8/31/2012	(477.21)
52000000	M&S Expense (O&M)	CS	9300000349	8/31/2012	(468.39)
52000000	M&S Expense (O&M)	CS	9300000380	8/31/2012	(12,195.11)
52000000	M&S Expense (O&M)	CS	9300001006	8/31/2012	(30,902.66)
52000000	M&S Expense (O&M)	CS	9300000376	8/31/2012	(223.21)
52000000	M&S Expense (O&M)	CS	9300000325	8/31/2012	(222.60)
52000000	M&S Expense (O&M)	CS	9300001193	8/31/2012	(4,667.00)
52000000	M&S Expense (O&M)	CS	9300000322	8/31/2012	(3,302.11)
52000000	M&S Expense (O&M)	CS	9300000456	8/31/2012	(172.40)
52000000	M&S Expense (O&M)	CS	9300001192	8/31/2012	(6,239.00)
52000000	M&S Expense (O&M)	CS	9300000392	8/31/2012	(222.60)
52000000	M&S Expense (O&M)	CS	9300000321	8/31/2012	(222.60)
52000000	M&S Expense (O&M)	CS	9300000384	8/31/2012	(16,613.08)
52000000	M&S Expense (O&M)	CS	9300000474	8/31/2012	(8,722.91)
52000000	M&S Expense (O&M)	CS	9300000160	8/31/2012	(247.71)
52000000	M&S Expense (O&M)	CS	9300000329	8/31/2012	(34.43)
52000000	M&S Expense (O&M)	CS	9300000458	8/31/2012	(27.30)
52000000	M&S Expense (O&M)	CS	9300000345	8/31/2012	7,300.00
52000000	M&S Expense (O&M)	CS	9300000434	8/31/2012	(3,757.12)
52000000	M&S Expense (O&M)	CS	9300001201	8/31/2012	1,878.56
52000000	M&S Expense (O&M)	CS	9300000324	8/31/2012	(725.73)
52000000	M&S Expense (O&M)	UZ	2000000049	8/31/2012	(89.26)
52000000	M&S Expense (O&M)	UZ	2000000051	8/31/2012	(1,189.15)
52000000	M&S Expense (O&M)	UZ	2000000059	8/31/2012	(3,594.82)
52000000	M&S Expense (O&M)	UZ	2000000049	8/31/2012	(207.50)
52000000	M&S Expense (O&M)	UZ	2000000051	8/31/2012	(507.84)
52000000	M&S Expense (O&M)	UZ	2000000051	8/31/2012	(23.61)
52000000	M&S Expense (O&M)	UZ	2000000051	8/31/2012	(244.09)
52000000	M&S Expense (O&M)	UZ	2000000049	8/31/2012	(1,484.08)
52000000	M&S Expense (O&M)	UZ	2000000049	8/31/2012	(2,855.59)
52000000	M&S Expense (O&M)	UZ	2000000104	8/31/2012	(10,600.00)
52000000	M&S Expense (O&M)	UZ	2000000049	8/31/2012	(1,944.04)
52000000	M&S Expense (O&M)	UZ	2000000104	8/31/2012	(81,662.40)
52000000	M&S Expense (O&M)	UZ	2000000104	8/31/2012	(20,000.00)
52000000	M&S Expense (O&M)	UZ	2000000104	8/31/2012	(20,000.00)
52000000	M&S Expense (O&M)	UZ	2000000059	8/31/2012	11,150.00
52000000	M&S Expense (O&M)	UZ	2000000059	8/31/2012	(5,575.00)
52000000	M&S Expense (O&M)	UZ	2000000104	8/31/2012	(30,000.00)
52000000	M&S Expense (O&M)	UZ	2000000049	8/31/2012	(23.70)
52000000	M&S Expense (O&M)	UZ	2000000049	8/31/2012	(101.39)
52000000	M&S Expense (O&M)	UZ	2000000049	8/31/2012	(135.09)
52000000	M&S Expense (O&M)	UZ	2000000049	8/31/2012	(13.91)

## Kentucky American Water Company

Case No. 2012-00520

Response to PSC DR1, Item 31

Account	Description	Doc Type	Document Number	Posting Date	Amount
52001300	M&S Oper WT	CS	9300000180	8/31/2012	305.52
52001300	M&S Oper WT	CS	9300000358	8/31/2012	585.39
52001300	M&S Oper WT	CS	9300000199	8/31/2012	505.84
52001300	M&S Oper WT	CS	9300000470	8/31/2012	477.21
52001400	M&S Oper TD	CS	9300000349	8/31/2012	468.39
52001400	M&S Oper TD	CS	9300000380	8/31/2012	12,195.11
52001600	M&S Oper AG	CS	9300001006	8/31/2012	30,902.66
52001600	M&S Oper AG	CS	9300000376	8/31/2012	223.21
52500000	Misc Expense (O&M)	SA	100000940	8/31/2012	81.52
52500000	Misc Expense (O&M)	SA	100000941	8/31/2012	268.38
52500000	Misc Expense (O&M)	SA	100000942	8/31/2012	114.24
52500000	Misc Expense (O&M)	SV	100000943	8/31/2012	139.84
52500000	Misc Expense (O&M)	SV	100001027	8/31/2012	56,722.93
52500000	Misc Expense (O&M)	SV	100001027	8/31/2012	5,079.68
52500000	Misc Expense (O&M)	SA	100000851	8/31/2012	341.52
52500000	Misc Expense (O&M)	SA	100000859	8/31/2012	4,152.36
52500000	Misc Expense (O&M)	SA	100000860	8/31/2012	796.42
52500000	Misc Expense (O&M)	SA	100000865	8/31/2012	561.20
52500000	Misc Expense (O&M)	SA	100000868	8/31/2012	281.84
52500000	Misc Expense (O&M)	SR	9600000016	8/31/2012	1,244.41
52500000	Misc Expense (O&M)	SR	9600000016	8/31/2012	(1,244.41)
52500000	Misc Expense (O&M)	SR	9600000017	8/31/2012	1,281.93
52500000	Misc Expense (O&M)	SR	9600000017	8/31/2012	(1,281.93)
52500000	Misc Expense (O&M)	SR	9600000018	8/31/2012	2,149.90
52500000	Misc Expense (O&M)	SR	9600000018	8/31/2012	(2,149.90)
52500000	Misc Expense (O&M)	SR	9600000019	8/31/2012	1,469.26
52500000	Misc Expense (O&M)	SR	9600000019	8/31/2012	(1,469.26)
52500000	Misc Expense (O&M)	SR	9600000020	8/31/2012	416.66
52500000	Misc Expense (O&M)	SR	9600000020	8/31/2012	(416.66)
52500000	Misc Expense (O&M)	SR	9600000021	8/31/2012	1,800.99
52500000	Misc Expense (O&M)	SR	9600000021	8/31/2012	(1,800.99)
52500000	Misc Expense (O&M)	SR	9600000022	8/31/2012	2,238.71
52500000	Misc Expense (O&M)	SR	9600000022	8/31/2012	(2,238.71)
52500000	Misc Expense (O&M)	SR	9600000022	8/31/2012	619.56
52500000	Misc Expense (O&M)	SR	9600000022	8/31/2012	(619.56)
52500000	Misc Expense (O&M)	SR	9600000023	8/31/2012	2,422.70
52500000	Misc Expense (O&M)	SR	9600000023	8/31/2012	(2,422.70)
52500000	Misc Expense (O&M)	SR	9600000023	8/31/2012	1,112.32
52500000	Misc Expense (O&M)	SR	9600000023	8/31/2012	(1,112.32)
52500000	Misc Expense (O&M)	SR	9600000023	8/31/2012	3,590.84
52500000	Misc Expense (O&M)	SR	9600000023	8/31/2012	(3,590.84)
52500000	Misc Expense (O&M)	SR	9600000023	8/31/2012	554.38
52500000	Misc Expense (O&M)	SR	9600000023	8/31/2012	(554.38)
52500000	Misc Expense (O&M)	SR	9600000028	8/31/2012	3,019.97
52500000	Misc Expense (O&M)	SR	9600000028	8/31/2012	(3,019.97)
52500000	Misc Expense (O&M)	SR	9600000028	8/31/2012	5,260.36
52500000	Misc Expense (O&M)	SR	9600000028	8/31/2012	(5,260.36)
52500000	Misc Expense (O&M)	SR	9600000030	8/31/2012	7,172.91
52500000	Misc Expense (O&M)	SR	9600000030	8/31/2012	(7,172.91)
52500000	Misc Expense (O&M)	SR	9600000031	8/31/2012	2,238.71
52500000	Misc Expense (O&M)	SR	9600000031	8/31/2012	(2,238.71)
52500000	Misc Expense (O&M)	SR	9600000031	8/31/2012	619.56
52500000	Misc Expense (O&M)	SR	9600000031	8/31/2012	(619.56)

## Kentucky American Water Company

Case No. 2012-00520

Response to PSC DR1, Item 31

Account	Description	Doc Type	Document Number	Posting Date	Amount
52500000	Misc Expense (O&M)	SR	9600000032	8/31/2012	809.76
52500000	Misc Expense (O&M)	SR	9600000032	8/31/2012	(809.76)
52500000	Misc Expense (O&M)	SR	9600000032	8/31/2012	382.23
52500000	Misc Expense (O&M)	SR	9600000032	8/31/2012	(382.23)
52500000	Misc Expense (O&M)	SR	9600000032	8/31/2012	148.44
52500000	Misc Expense (O&M)	SR	9600000032	8/31/2012	(148.44)
52500000	Misc Expense (O&M)	SR	9600000032	8/31/2012	189.97
52500000	Misc Expense (O&M)	SR	9600000032	8/31/2012	(189.97)
52500000	Misc Expense (O&M)	SR	9600000033	8/31/2012	276.13
52500000	Misc Expense (O&M)	SR	9600000033	8/31/2012	(276.13)
52500000	Misc Expense (O&M)	UT	9300000399	8/31/2012	3,019.97
52500000	Misc Expense (O&M)	UT	9300000398	8/31/2012	5,260.36
52500000	Misc Expense (O&M)	UT	9300000397	8/31/2012	3,535.02
52500000	Misc Expense (O&M)	UT	9300000395	8/31/2012	4,145.22
52500000	Misc Expense (O&M)	UT	9300000410	8/31/2012	189.97
52500000	Misc Expense (O&M)	UT	9300000409	8/31/2012	7,172.91
52500000	Misc Expense (O&M)	UT	9300000408	8/31/2012	4,659.26
52500000	Misc Expense (O&M)	UT	9300000407	8/31/2012	276.13
52500000	Misc Expense (O&M)	UT	9300000406	8/31/2012	382.23
52500000	Misc Expense (O&M)	UT	9300000405	8/31/2012	148.44
52500000	Misc Expense (O&M)	UT	9300000404	8/31/2012	1,244.41
52500000	Misc Expense (O&M)	UT	9300000403	8/31/2012	1,281.93
52500000	Misc Expense (O&M)	UT	9300000402	8/31/2012	2,149.90
52500000	Misc Expense (O&M)	UT	9300000401	8/31/2012	1,469.26
52500000	Misc Expense (O&M)	UT	9300000400	8/31/2012	416.66
52500000	Misc Expense (O&M)	UT	9300000413	8/31/2012	809.76
52500000	Misc Expense (O&M)	UT	9300000412	8/31/2012	619.56
52500000	Misc Expense (O&M)	UT	9300000411	8/31/2012	2,238.71
52500000	Misc Expense (O&M)	CS	9300000435	8/31/2012	(4,152.36)
52500000	Misc Expense (O&M)	CS	9300000358	8/31/2012	(259.06)
52500000	Misc Expense (O&M)	CS	9300000439	8/31/2012	(167.43)
52500000	Misc Expense (O&M)	CS	9300000380	8/31/2012	(2,834.55)
52500000	Misc Expense (O&M)	CS	9300000472	8/31/2012	(1,108.11)
52500000	Misc Expense (O&M)	CS	9300000296	8/31/2012	4,824.96
52500000	Misc Expense (O&M)	CS	9300001198	8/31/2012	(61,802.61)
52500000	Misc Expense (O&M)	CS	9300001008	8/31/2012	(603.98)
52500000	Misc Expense (O&M)	CS	9300000429	8/31/2012	(15,063.77)
52500000	Misc Expense (O&M)	CS	9300000441	8/31/2012	(6,095.11)
52500000	Misc Expense (O&M)	CS	9300000384	8/31/2012	1,075.08
52500000	Misc Expense (O&M)	CS	9300000445	8/31/2012	(18,076.13)
52500000	Misc Expense (O&M)	CS	9300000474	8/31/2012	(3,627.88)
52500000	Misc Expense (O&M)	CS	9300000430	8/31/2012	(809.76)
52500000	Misc Expense (O&M)	CS	9300000446	8/31/2012	(281.96)
52500000	Misc Expense (O&M)	CS	9300000434	8/31/2012	(1,980.98)
52500000	Misc Expense (O&M)	CS	9300000324	8/31/2012	(726.85)
52500000	Misc Expense (O&M)	CS	9300000457	8/31/2012	(574.64)
52500000	Misc Expense (O&M)	CS	9300000433	8/31/2012	(1,127.84)
52501100	Misc Oper SS	CS	9300000435	8/31/2012	4,152.36
52501300	Misc Oper WT	CS	9300000358	8/31/2012	259.06
52501300	Misc Oper WT	CS	9300000439	8/31/2012	167.43
52501400	Misc Oper TD	CS	9300000380	8/31/2012	2,834.55
52501400	Misc Oper TD	CS	9300000472	8/31/2012	1,108.11
52501600	Misc Oper AG	CS	9300000296	8/31/2012	(4,824.96)

## Kentucky American Water Company

Case No. 2012-00520

Response to PSC DR1, Item 31

Account	Description	Doc Type	Document Number	Posting Date	Amount
52501600	Misc Oper AG	CS	9300001198	8/31/2012	61,802.61
52501600	Misc Oper AG	CS	9300001008	8/31/2012	603.98
52510000	Bank Svc Charges	SV	100000904	8/31/2012	9,699.07
52510000	Bank Svc Charges	SV	100000945	8/31/2012	23,203.19
52510000	Bank Svc Charges	SA	100001043	8/31/2012	41,433.45
52510000	Bank Svc Charges	SA	100001043	8/31/2012	(41,433.45)
52510000	Bank Svc Charges	CS	9300000463	8/31/2012	(8,531.19)
52510000	Bank Svc Charges	CS	9300000506	8/31/2012	(9,699.07)
52510000	Bank Svc Charges	CS	9300001011	8/31/2012	(23,203.19)
52510000	Bank Svc Charges	CS	9300000337	8/31/2012	8,988.13
52510000	Bank Svc Charges	CS	9300000336	8/31/2012	15,041.53
52510000	Bank Svc Charges	CS	9300001307	8/31/2012	(41,433.45)
52510000	Bank Svc Charges	CS	9300001294	8/31/2012	41,433.45
52510015	Bank Svc Charges-CA	CS	9300000337	8/31/2012	(8,988.13)
52510015	Bank Svc Charges-CA	CS	9300000336	8/31/2012	(15,041.53)
52510015	Bank Svc Charges-CA	CS	9300001307	8/31/2012	41,433.45
52510016	Bank Svc Charges-AG	CS	9300000463	8/31/2012	8,531.19
52510016	Bank Svc Charges-AG	CS	9300000506	8/31/2012	9,699.07
52510016	Bank Svc Charges-AG	CS	9300001011	8/31/2012	23,203.19
52510016	Bank Svc Charges-AG	CS	9300001294	8/31/2012	(41,433.45)
52514904	Cust Edu Comm-Consrv	CF	9300000454	8/31/2012	(304.01)
52514904	Cust Edu Comm-Consrv	CF	9300000454	8/31/2012	304.01
52514905	Cust Edu Comm-Printd	CF	9300000467	8/31/2012	(109.18)
52514905	Cust Edu Comm-Printd	CF	9300000467	8/31/2012	109.18
52515001	Commun Relations-S	CF	9300000467	8/31/2012	(2,090.85)
52515001	Commun Relations-S	CF	9300000467	8/31/2012	2,090.85
52520000	Collection Agencies	SV	100000934	8/31/2012	1,742.86
52520000	Collection Agencies	SV	100000936	8/31/2012	3,176.65
52520000	Collection Agencies	SV	100000936	8/31/2012	2,352.00
52520000	Collection Agencies	CF	9300000338	8/31/2012	4,559.34
52520000	Collection Agencies	CF	9300000338	8/31/2012	(4,559.34)
52524000	Co Dues/Mmbrshp Ded	SA	100001009	8/31/2012	(307.11)
52524000	Co Dues/Mmbrshp Ded	CF	9300001190	8/31/2012	307.11
52524000	Co Dues/Mmbrshp Ded	CF	9300001190	8/31/2012	(307.11)
52524000	Co Dues/Mmbrshp Ded	SA	100000846	8/31/2012	532.11
52524000	Co Dues/Mmbrshp Ded	SA	100000856	8/31/2012	307.11
52524000	Co Dues/Mmbrshp Ded	SA	100000872	8/31/2012	307.11
52524000	Co Dues/Mmbrshp Ded	CF	9300000416	8/31/2012	(439.83)
52524000	Co Dues/Mmbrshp Ded	CF	9300000416	8/31/2012	439.83
52524000	Co Dues/Mmbrshp Ded	CF	9300000418	8/31/2012	(4,946.83)
52524000	Co Dues/Mmbrshp Ded	CF	9300000418	8/31/2012	4,946.83
52524000	Co Dues/Mmbrshp Ded	CF	9300000423	8/31/2012	(833.33)
52524000	Co Dues/Mmbrshp Ded	CF	9300000423	8/31/2012	833.33
52524000	Co Dues/Mmbrshp Ded	SR	9600000014	8/31/2012	833.33
52524000	Co Dues/Mmbrshp Ded	SR	9600000015	8/31/2012	439.83
52524000	Co Dues/Mmbrshp Ded	SR	9600000026	8/31/2012	3,800.50
52526100	Credit Line Fees I/C	SV	100000911	8/31/2012	4,604.32
52526100	Credit Line Fees I/C	SA	100000964	8/31/2012	230.36
52527000	Directors Fees	CF	9300000134	8/31/2012	(153.00)
52527000	Directors Fees	CF	9300000134	8/31/2012	153.00
52527000	Directors Fees	CF	9300000297	8/31/2012	(9,999.99)
52527000	Directors Fees	CF	9300000297	8/31/2012	9,999.99
52532000	Electricity	SV	100000905	8/31/2012	8,443.80

## Kentucky American Water Company

Case No. 2012-00520

Response to PSC DR1, Item 31

Account	Description	Doc Type	Document Number	Posting Date	Amount
52532000	Electricity	SV	100000905	8/31/2012	224.45
52532000	Electricity	SV	100000905	8/31/2012	1,249.38
52532000	Electricity	SV	100000905	8/31/2012	92.81
52532000	Electricity	SV	100000905	8/31/2012	14.20
52532000	Electricity	SV	100000905	8/31/2012	4,005.07
52532000	Electricity	SV	100000905	8/31/2012	501.59
52532000	Electricity	ZN	5000000975	8/31/2012	74.44
52532000	Electricity	ZN	5000000975	8/31/2012	10.37
52532000	Electricity	CS	9300000180	8/31/2012	(113.63)
52532000	Electricity	CS	9300000439	8/31/2012	(43.75)
52532000	Electricity	CS	9300000509	8/31/2012	(92.81)
52532000	Electricity	CS	9300000146	8/31/2012	(48.09)
52532000	Electricity	CS	9300000314	8/31/2012	179.28
52532000	Electricity	CS	9300000426	8/31/2012	(45.48)
52532000	Electricity	CS	9300000496	8/31/2012	(14.20)
52532000	Electricity	CS	9300000201	8/31/2012	(3,271.06)
52532000	Electricity	CS	9300000380	8/31/2012	5,761.29
52532000	Electricity	CS	9300000444	8/31/2012	(115.95)
52532000	Electricity	CS	9300000472	8/31/2012	(74.44)
52532000	Electricity	CS	9300000512	8/31/2012	(4,005.07)
52532000	Electricity	CS	9300000144	8/31/2012	(590.13)
52532000	Electricity	CS	9300000312	8/31/2012	(94.40)
52532000	Electricity	CS	9300000425	8/31/2012	(198.26)
52532000	Electricity	CS	9300000455	8/31/2012	(10.37)
52532000	Electricity	CS	9300000495	8/31/2012	(1,750.97)
52532000	Electricity	CS	9300000296	8/31/2012	7,887.60
52532000	Electricity	CS	9300000168	8/31/2012	(6,803.57)
52532000	Electricity	CS	9300000505	8/31/2012	(8,443.80)
52532000	Electricity	CS	9300000133	8/31/2012	(52.19)
52532000	Electricity	CS	9300000300	8/31/2012	(242.16)
52532000	Electricity	CS	9300000489	8/31/2012	(224.45)
52532013	Electricity WT	CS	9300000180	8/31/2012	113.63
52532013	Electricity WT	CS	9300000439	8/31/2012	43.75
52532013	Electricity WT	CS	9300000509	8/31/2012	92.81
52532013	Electricity WT	CS	9300000146	8/31/2012	48.09
52532013	Electricity WT	CS	9300000314	8/31/2012	(179.28)
52532013	Electricity WT	CS	9300000426	8/31/2012	45.48
52532013	Electricity WT	CS	9300000496	8/31/2012	14.20
52532014	Electricity TD	CS	9300000201	8/31/2012	3,271.06
52532014	Electricity TD	CS	9300000380	8/31/2012	(5,761.29)
52532014	Electricity TD	CS	9300000444	8/31/2012	115.95
52532014	Electricity TD	CS	9300000472	8/31/2012	74.44
52532014	Electricity TD	CS	9300000512	8/31/2012	4,005.07
52532014	Electricity TD	CS	9300000144	8/31/2012	590.13
52532014	Electricity TD	CS	9300000312	8/31/2012	94.40
52532014	Electricity TD	CS	9300000425	8/31/2012	198.26
52532014	Electricity TD	CS	9300000455	8/31/2012	10.37
52532014	Electricity TD	CS	9300000495	8/31/2012	1,750.97
52532016	Electricity AG	CS	9300000296	8/31/2012	(7,887.60)
52532016	Electricity AG	CS	9300000168	8/31/2012	6,803.57
52532016	Electricity AG	CS	9300000505	8/31/2012	8,443.80
52532016	Electricity AG	CS	9300000133	8/31/2012	52.19
52532016	Electricity AG	CS	9300000300	8/31/2012	242.16



## Kentucky American Water Company

Case No. 2012-00520

Response to PSC DR1, Item 31

Account	Description	Doc Type	Document Number	Posting Date	Amount
52532016	Electricity AG	CS	9300000489	8/31/2012	224.45
52534000	Employee Expenses	SV	100000944	8/31/2012	8,534.63
52534000	Employee Expenses	SV	100000946	8/31/2012	11,955.07
52534000	Employee Expenses	SA	100001045	8/31/2012	(5,529.48)
52534000	Employee Expenses	CF	9300001007	8/31/2012	(20,489.70)
52534000	Employee Expenses	CF	9300001007	8/31/2012	20,489.70
52534000	Employee Expenses	CF	9300001295	8/31/2012	5,529.48
52534000	Employee Expenses	CF	9300001295	8/31/2012	(5,529.48)
52534000	Employee Expenses	CF	9300000297	8/31/2012	(4.75)
52534000	Employee Expenses	CF	9300000297	8/31/2012	4.75
52534000	Employee Expenses	UT	9300000290	8/31/2012	(0.25)
52534200	Conferences & Reg	SA	100000861	8/31/2012	54.10
52534200	Conferences & Reg	CF	9300000357	8/31/2012	(55.00)
52534200	Conferences & Reg	CF	9300000357	8/31/2012	55.00
52534200	Conferences & Reg	CF	9300000418	8/31/2012	(54.10)
52534200	Conferences & Reg	CF	9300000418	8/31/2012	54.10
52535000	Meals Deductible	SV	100000944	8/31/2012	8,534.63
52535000	Meals Deductible	SV	100000946	8/31/2012	11,955.07
52535000	Meals Deductible	SA	100001045	8/31/2012	(5,529.48)
52535000	Meals Deductible	CF	9300001007	8/31/2012	(20,489.70)
52535000	Meals Deductible	CF	9300001007	8/31/2012	20,489.70
52535000	Meals Deductible	CF	9300001295	8/31/2012	5,529.48
52535000	Meals Deductible	CF	9300001295	8/31/2012	(5,529.48)
52535000	Meals Deductible	CF	9300000377	8/31/2012	(183.78)
52535000	Meals Deductible	CF	9300000377	8/31/2012	183.78
52535000	Meals Deductible	CF	9300000381	8/31/2012	(111.45)
52535000	Meals Deductible	CF	9300000381	8/31/2012	111.45
52542000	Forms	SV	100000899	8/31/2012	32,998.12
52542000	Forms	CS	9300000337	8/31/2012	16,499.06
52542000	Forms	CS	9300000502	8/31/2012	(32,998.12)
52542000	Forms	CS	9300000376	8/31/2012	(57.06)
52542015	Forms CA	CS	9300000337	8/31/2012	(16,499.06)
52542015	Forms CA	CS	9300000502	8/31/2012	32,998.12
52542016	Forms AG	CS	9300000376	8/31/2012	57.06
52546000	Grounds Keeping	SV	100001007	8/31/2012	7,000.00
52546000	Grounds Keeping	CS	9300000439	8/31/2012	(3,895.85)
52546000	Grounds Keeping	CS	9300001195	8/31/2012	(7,000.00)
52546000	Grounds Keeping	CS	9300000291	8/31/2012	(290.44)
52546000	Grounds Keeping	CS	9300000132	8/31/2012	(299.77)
52546000	Grounds Keeping	CS	9300000298	8/31/2012	(313.76)
52546000	Grounds Keeping	CS	9300000444	8/31/2012	(181.26)
52546000	Grounds Keeping	CS	9300000312	8/31/2012	(444.14)
52546000	Grounds Keeping	CS	9300000326	8/31/2012	(21.20)
52546000	Grounds Keeping	CS	9300000417	8/31/2012	(1,203.98)
52546013	Grounds Keeping WT	CS	9300000439	8/31/2012	3,895.85
52546013	Grounds Keeping WT	CS	9300001195	8/31/2012	7,000.00
52546013	Grounds Keeping WT	CS	9300000291	8/31/2012	290.44
52546013	Grounds Keeping WT	CS	9300000132	8/31/2012	299.77
52546013	Grounds Keeping WT	CS	9300000298	8/31/2012	313.76
52546014	Grounds Keeping TD	CS	9300000444	8/31/2012	181.26
52546014	Grounds Keeping TD	CS	9300000312	8/31/2012	444.14
52546014	Grounds Keeping TD	CS	9300000326	8/31/2012	21.20
52546016	Grounds Keeping AG	CS	9300000417	8/31/2012	1,203.98

## Kentucky American Water Company

Case No. 2012-00520

Response to PSC DR1, Item 31

Account	Description	Doc Type	Document Number	Posting Date	Amount
52548000	Heating Oil/Gas	SV	100000905	8/31/2012	540.94
52548000	Heating Oil/Gas	SV	100000905	8/31/2012	8.68
52548000	Heating Oil/Gas	SV	100000905	8/31/2012	1,023.84
52548000	Heating Oil/Gas	CS	9300000201	8/31/2012	(441.91)
52548000	Heating Oil/Gas	CS	9300000380	8/31/2012	534.31
52548000	Heating Oil/Gas	CS	9300000512	8/31/2012	(540.94)
52548000	Heating Oil/Gas	CS	9300000316	8/31/2012	(8.98)
52548000	Heating Oil/Gas	CS	9300000498	8/31/2012	(8.68)
52548000	Heating Oil/Gas	CS	9300000296	8/31/2012	660.53
52548000	Heating Oil/Gas	CS	9300000168	8/31/2012	(1,134.25)
52548000	Heating Oil/Gas	CS	9300000505	8/31/2012	(1,023.84)
52548014	Heating Oil/Gas TD	CS	9300000201	8/31/2012	441.91
52548014	Heating Oil/Gas TD	CS	9300000380	8/31/2012	(534.31)
52548014	Heating Oil/Gas TD	CS	9300000512	8/31/2012	540.94
52548014	Heating Oil/Gas TD	CS	9300000316	8/31/2012	8.98
52548014	Heating Oil/Gas TD	CS	9300000498	8/31/2012	8.68
52548016	Heating Oil/Gas AG	CS	9300000296	8/31/2012	(660.53)
52548016	Heating Oil/Gas AG	CS	9300000168	8/31/2012	1,134.25
52548016	Heating Oil/Gas AG	CS	9300000505	8/31/2012	1,023.84
52548100	Hiring Costs	CF	9300000473	8/31/2012	(132.18)
52548100	Hiring Costs	CF	9300000473	8/31/2012	132.18
52562000	Office Supplies	CS	9300000180	8/31/2012	(238.12)
52562000	Office Supplies	CS	9300000358	8/31/2012	(83.61)
52562000	Office Supplies	CS	9300000378	8/31/2012	(58.89)
52562000	Office Supplies	CS	9300000380	8/31/2012	(216.44)
52562000	Office Supplies	CS	9300000300	8/31/2012	(167.29)
52562013	Off&Adm Supplies WT	CS	9300000180	8/31/2012	238.12
52562013	Off&Adm Supplies WT	CS	9300000358	8/31/2012	83.61
52562013	Off&Adm Supplies WT	CS	9300000378	8/31/2012	58.89
52562014	Off&Adm Supplies TD	CS	9300000380	8/31/2012	216.44
52562016	Off&Adm Supplies AG	CS	9300000300	8/31/2012	167.29
52562500	Overnight Shippng	CS	9300000199	8/31/2012	(1,062.27)
52562500	Overnight Shippng	CS	9300000378	8/31/2012	(498.88)
52562500	Overnight Shippng	CS	9300000470	8/31/2012	(627.15)
52562500	Overnight Shippng	CS	9300000380	8/31/2012	(12.46)
52562500	Overnight Shippng	CS	9300000368	8/31/2012	(24.46)
52562500	Overnight Shippng	CS	9300000130	8/31/2012	(8.93)
52562500	Overnight Shippng	CS	9300000296	8/31/2012	(48.46)
52562500	Overnight Shippng	CS	9300000343	8/31/2012	(8.00)
52562500	Overnight Shippng	CS	9300000197	8/31/2012	(12.46)
52562513	Overnight Shippng WT	CS	9300000199	8/31/2012	1,062.27
52562513	Overnight Shippng WT	CS	9300000378	8/31/2012	498.88
52562513	Overnight Shippng WT	CS	9300000470	8/31/2012	627.15
52562514	Overnight Shippng TD	CS	9300000380	8/31/2012	12.46
52562515	Overnight Shippng CA	CS	9300000368	8/31/2012	24.46
52562516	Overnight Shippng AG	CS	9300000130	8/31/2012	8.93
52562516	Overnight Shippng AG	CS	9300000296	8/31/2012	48.46
52562516	Overnight Shippng AG	CS	9300000343	8/31/2012	8.00
52562516	Overnight Shippng AG	CS	9300000197	8/31/2012	12.46
52566000	Postage	SA	100000966	8/31/2012	56,205.02
52566000	Postage	SA	100001043	8/31/2012	56,205.02
52566000	Postage	SA	100001043	8/31/2012	(56,205.02)
52566000	Postage	CS	9300001307	8/31/2012	(56,205.02)

## Kentucky American Water Company

Case No. 2012-00520

Response to PSC DR1, Item 31

Account	Description	Doc Type	Document Number	Posting Date	Amount
52566000	Postage	CS	9300001189	8/31/2012	(56,205.02)
52566000	Postage	CS	9300001294	8/31/2012	56,205.02
52566015	Postage CA	CS	9300001307	8/31/2012	56,205.02
52566016	Postage AG	CS	9300001189	8/31/2012	56,205.02
52566016	Postage AG	CS	9300001294	8/31/2012	(56,205.02)
52568000	Research & Develop	SA	100000858	8/31/2012	1,676.51
52568000	Research & Develop	SA	100000862	8/31/2012	73.70
52568000	Research & Develop	CF	9300000418	8/31/2012	(1,750.21)
52568000	Research & Develop	CF	9300000418	8/31/2012	1,750.21
52571000	Security Svc	CS	9300000358	8/31/2012	(6,734.18)
52571013	Security Svc WT	CS	9300000358	8/31/2012	6,734.18
52571100	Add'l Security Costs	SV	100001007	8/31/2012	6,800.00
52571100	Add'l Security Costs	CF	9300000462	8/31/2012	(2,828.76)
52571100	Add'l Security Costs	CF	9300000462	8/31/2012	2,828.76
52571100	Add'l Security Costs	CF	9300001194	8/31/2012	(6,800.00)
52571100	Add'l Security Costs	CF	9300001194	8/31/2012	6,800.00
52571100	Add'l Security Costs	CF	9300000344	8/31/2012	9,323.44
52571100	Add'l Security Costs	CF	9300000344	8/31/2012	(9,323.44)
52571500	Software Licenses	SA	100001013	8/31/2012	(1,869.05)
52571500	Software Licenses	SA	100001013	8/31/2012	(1,869.05)
52571500	Software Licenses	SA	100001019	8/31/2012	1,953.48
52571500	Software Licenses	SA	100001020	8/31/2012	286.35
52571500	Software Licenses	SA	100001023	8/31/2012	554.17
52571500	Software Licenses	SA	100001024	8/31/2012	81.50
52571500	Software Licenses	SA	100001047	8/31/2012	(472.67)
52571500	Software Licenses	CF	9300001199	8/31/2012	862.60
52571500	Software Licenses	CF	9300001199	8/31/2012	(862.60)
52571500	Software Licenses	CF	9300001295	8/31/2012	472.67
52571500	Software Licenses	CF	9300001295	8/31/2012	(472.67)
52571500	Software Licenses	SA	100000857	8/31/2012	1,869.05
52571500	Software Licenses	SA	100000866	8/31/2012	85.29
52571500	Software Licenses	SA	100000867	8/31/2012	240.11
52571500	Software Licenses	SA	100000873	8/31/2012	1,869.05
52571500	Software Licenses	SA	100000874	8/31/2012	472.67
52571500	Software Licenses	CF	9300000418	8/31/2012	(4,063.50)
52571500	Software Licenses	CF	9300000418	8/31/2012	4,063.50
52571500	Software Licenses	CF	9300000436	8/31/2012	(472.67)
52571500	Software Licenses	CF	9300000436	8/31/2012	472.67
52574000	Telephone	SV	100000907	8/31/2012	2,046.65
52574000	Telephone	SV	100000907	8/31/2012	975.32
52574000	Telephone	SV	100000907	8/31/2012	7.12
52574000	Telephone	SV	100000907	8/31/2012	25.73
52574000	Telephone	SV	100000907	8/31/2012	343.26
52574000	Telephone	SV	100000907	8/31/2012	122.50
52574000	Telephone	SV	100000907	8/31/2012	0.76
52574000	Telephone	SV	100000907	8/31/2012	46.59
52574000	Telephone	SV	100000907	8/31/2012	966.48
52574000	Telephone	SV	100000907	8/31/2012	61.69
52574000	Telephone	CS	9300000362	8/31/2012	2,114.87
52574000	Telephone	CS	9300000137	8/31/2012	(2,046.65)
52574000	Telephone	CS	9300000492	8/31/2012	(2,046.65)
52574000	Telephone	CS	9300000337	8/31/2012	3,826.94
52574000	Telephone	CS	9300000192	8/31/2012	(7,861.53)

## Kentucky American Water Company

Case No. 2012-00520

Response to PSC DR1, Item 31

Account	Description	Doc Type	Document Number	Posting Date	Amount
52574000	Telephone	CS	9300000370	8/31/2012	(4,348.38)
52574000	Telephone	CS	9300000468	8/31/2012	(5,834.00)
52574000	Telephone	CS	9300000510	8/31/2012	(975.32)
52574000	Telephone	CS	9300000130	8/31/2012	15.21
52574000	Telephone	CS	9300000296	8/31/2012	2,114.35
52574000	Telephone	CS	9300000486	8/31/2012	(7.12)
52574000	Telephone	CS	9300000153	8/31/2012	18.25
52574000	Telephone	CS	9300000500	8/31/2012	(25.73)
52574000	Telephone	CS	9300000179	8/31/2012	(650.69)
52574000	Telephone	CS	9300000464	8/31/2012	(314.15)
52574000	Telephone	CS	9300000508	8/31/2012	(343.26)
52574000	Telephone	CS	9300000128	8/31/2012	(122.50)
52574000	Telephone	CS	9300000485	8/31/2012	(122.50)
52574000	Telephone	CS	9300000376	8/31/2012	(40.20)
52574000	Telephone	CS	9300000511	8/31/2012	(0.76)
52574000	Telephone	CS	9300000143	8/31/2012	(47.37)
52574000	Telephone	CS	9300000494	8/31/2012	(46.59)
52574000	Telephone	CS	9300000133	8/31/2012	(1,683.81)
52574000	Telephone	CS	9300000300	8/31/2012	(5,288.02)
52574000	Telephone	CS	9300000453	8/31/2012	(712.08)
52574000	Telephone	CS	9300000489	8/31/2012	(966.48)
52574000	Telephone	CS	9300000178	8/31/2012	17.72
52574000	Telephone	CS	9300000166	8/31/2012	(61.69)
52574000	Telephone	CS	9300000341	8/31/2012	(319.76)
52574000	Telephone	CS	9300000503	8/31/2012	(61.69)
52574013	Telephone WT	CS	9300000362	8/31/2012	(2,114.87)
52574013	Telephone WT	CS	9300000137	8/31/2012	2,046.65
52574013	Telephone WT	CS	9300000492	8/31/2012	2,046.65
52574015	Telephone CA	CS	9300000337	8/31/2012	(3,826.94)
52574015	Telephone CA	CS	9300000192	8/31/2012	7,861.53
52574015	Telephone CA	CS	9300000370	8/31/2012	4,348.38
52574015	Telephone CA	CS	9300000468	8/31/2012	5,834.00
52574015	Telephone CA	CS	9300000510	8/31/2012	975.32
52574016	Telephone AG	CS	9300000130	8/31/2012	(15.21)
52574016	Telephone AG	CS	9300000296	8/31/2012	(2,114.35)
52574016	Telephone AG	CS	9300000486	8/31/2012	7.12
52574016	Telephone AG	CS	9300000153	8/31/2012	(18.25)
52574016	Telephone AG	CS	9300000500	8/31/2012	25.73
52574016	Telephone AG	CS	9300000179	8/31/2012	650.69
52574016	Telephone AG	CS	9300000464	8/31/2012	314.15
52574016	Telephone AG	CS	9300000508	8/31/2012	343.26
52574016	Telephone AG	CS	9300000128	8/31/2012	122.50
52574016	Telephone AG	CS	9300000485	8/31/2012	122.50
52574016	Telephone AG	CS	9300000376	8/31/2012	40.20
52574016	Telephone AG	CS	9300000511	8/31/2012	0.76
52574016	Telephone AG	CS	9300000143	8/31/2012	47.37
52574016	Telephone AG	CS	9300000494	8/31/2012	46.59
52574016	Telephone AG	CS	9300000133	8/31/2012	1,683.81
52574016	Telephone AG	CS	9300000300	8/31/2012	5,288.02
52574016	Telephone AG	CS	9300000453	8/31/2012	712.08
52574016	Telephone AG	CS	9300000489	8/31/2012	966.48
52574016	Telephone AG	CS	9300000178	8/31/2012	(17.72)
52574016	Telephone AG	CS	9300000166	8/31/2012	61.69

## Kentucky American Water Company

Case No. 2012-00520

Response to PSC DR1, Item 31

Account	Description	Doc Type	Document Number	Posting Date	Amount
52574016	Telephone AG	CS	9300000341	8/31/2012	319.76
52574016	Telephone AG	CS	9300000503	8/31/2012	61.69
52574100	Cell Phone	SV	100000907	8/31/2012	50.63
52574100	Cell Phone	SV	100000907	8/31/2012	6.12
52574100	Cell Phone	SV	100000907	8/31/2012	351.52
52574100	Cell Phone	SV	100000907	8/31/2012	641.21
52574100	Cell Phone	SV	100000907	8/31/2012	216.46
52574100	Cell Phone	SV	100000907	8/31/2012	373.63
52574100	Cell Phone	SV	100000907	8/31/2012	60.15
52574100	Cell Phone	SV	100000907	8/31/2012	59.10
52574100	Cell Phone	SV	100000907	8/31/2012	55.47
52574100	Cell Phone	SV	100000907	8/31/2012	1,298.50
52574100	Cell Phone	SV	100000907	8/31/2012	2,110.54
52574100	Cell Phone	SV	100000907	8/31/2012	361.21
52574100	Cell Phone	SV	100000907	8/31/2012	61.03
52574100	Cell Phone	SV	100000907	8/31/2012	96.09
52574100	Cell Phone	SV	100000907	8/31/2012	198.73
52574100	Cell Phone	CS	9300000180	8/31/2012	(65.39)
52574100	Cell Phone	CS	9300000509	8/31/2012	(50.63)
52574100	Cell Phone	CS	9300000315	8/31/2012	(46.61)
52574100	Cell Phone	CS	9300000497	8/31/2012	(6.12)
52574100	Cell Phone	CS	9300000201	8/31/2012	(91.92)
52574100	Cell Phone	CS	9300000380	8/31/2012	(928.07)
52574100	Cell Phone	CS	9300000512	8/31/2012	(351.52)
52574100	Cell Phone	CS	9300000460	8/31/2012	(641.21)
52574100	Cell Phone	CS	9300000502	8/31/2012	(641.21)
52574100	Cell Phone	CS	9300000368	8/31/2012	(29.90)
52574100	Cell Phone	CS	9300000130	8/31/2012	(276.64)
52574100	Cell Phone	CS	9300000296	8/31/2012	10,767.34
52574100	Cell Phone	CS	9300000486	8/31/2012	(216.46)
52574100	Cell Phone	CS	9300000129	8/31/2012	(214.13)
52574100	Cell Phone	CS	9300000153	8/31/2012	(441.42)
52574100	Cell Phone	CS	9300000500	8/31/2012	(373.63)
52574100	Cell Phone	CS	9300000205	8/31/2012	(77.67)
52574100	Cell Phone	CS	9300000513	8/31/2012	(60.15)
52574100	Cell Phone	CS	9300000168	8/31/2012	(91.17)
52574100	Cell Phone	CS	9300000505	8/31/2012	(59.10)
52574100	Cell Phone	CS	9300000135	8/31/2012	(68.73)
52574100	Cell Phone	CS	9300000490	8/31/2012	(55.47)
52574100	Cell Phone	CS	9300000179	8/31/2012	(911.28)
52574100	Cell Phone	CS	9300000356	8/31/2012	(202.47)
52574100	Cell Phone	CS	9300000464	8/31/2012	(70.00)
52574100	Cell Phone	CS	9300000508	8/31/2012	(1,298.50)
52574100	Cell Phone	CS	9300000197	8/31/2012	(2,439.92)
52574100	Cell Phone	CS	9300000376	8/31/2012	(699.39)
52574100	Cell Phone	CS	9300000511	8/31/2012	(2,110.54)
52574100	Cell Phone	CS	9300000214	8/31/2012	(388.66)
52574100	Cell Phone	CS	9300000516	8/31/2012	(361.21)
52574100	Cell Phone	CS	9300000167	8/31/2012	(70.91)
52574100	Cell Phone	CS	9300000342	8/31/2012	(46.61)
52574100	Cell Phone	CS	9300000504	8/31/2012	(61.03)
52574100	Cell Phone	CS	9300000133	8/31/2012	(132.06)
52574100	Cell Phone	CS	9300000489	8/31/2012	(96.09)

## Kentucky American Water Company

Case No. 2012-00520

Response to PSC DR1, Item 31

Account	Description	Doc Type	Document Number	Posting Date	Amount
52574100	Cell Phone	CS	9300000178	8/31/2012	(238.49)
52574100	Cell Phone	CS	9300000507	8/31/2012	(198.73)
52574113	Cell Phone WT	CS	9300000180	8/31/2012	65.39
52574113	Cell Phone WT	CS	9300000509	8/31/2012	50.63
52574114	Cell Phone TD	CS	9300000315	8/31/2012	46.61
52574114	Cell Phone TD	CS	9300000497	8/31/2012	6.12
52574114	Cell Phone TD	CS	9300000201	8/31/2012	91.92
52574114	Cell Phone TD	CS	9300000380	8/31/2012	928.07
52574114	Cell Phone TD	CS	9300000512	8/31/2012	351.52
52574115	Cell Phone CA	CS	9300000460	8/31/2012	641.21
52574115	Cell Phone CA	CS	9300000502	8/31/2012	641.21
52574115	Cell Phone CA	CS	9300000368	8/31/2012	29.90
52574116	Cell Phone AG	CS	9300000130	8/31/2012	276.64
52574116	Cell Phone AG	CS	9300000296	8/31/2012	(10,767.34)
52574116	Cell Phone AG	CS	9300000486	8/31/2012	216.46
52574116	Cell Phone AG	CS	9300000129	8/31/2012	214.13
52574116	Cell Phone AG	CS	9300000153	8/31/2012	441.42
52574116	Cell Phone AG	CS	9300000500	8/31/2012	373.63
52574116	Cell Phone AG	CS	9300000205	8/31/2012	77.67
52574116	Cell Phone AG	CS	9300000513	8/31/2012	60.15
52574116	Cell Phone AG	CS	9300000168	8/31/2012	91.17
52574116	Cell Phone AG	CS	9300000505	8/31/2012	59.10
52574116	Cell Phone AG	CS	9300000135	8/31/2012	68.73
52574116	Cell Phone AG	CS	9300000490	8/31/2012	55.47
52574116	Cell Phone AG	CS	9300000179	8/31/2012	911.28
52574116	Cell Phone AG	CS	9300000356	8/31/2012	202.47
52574116	Cell Phone AG	CS	9300000464	8/31/2012	70.00
52574116	Cell Phone AG	CS	9300000508	8/31/2012	1,298.50
52574116	Cell Phone AG	CS	9300000197	8/31/2012	2,439.92
52574116	Cell Phone AG	CS	9300000376	8/31/2012	699.39
52574116	Cell Phone AG	CS	9300000511	8/31/2012	2,110.54
52574116	Cell Phone AG	CS	9300000214	8/31/2012	388.66
52574116	Cell Phone AG	CS	9300000516	8/31/2012	361.21
52574116	Cell Phone AG	CS	9300000167	8/31/2012	70.91
52574116	Cell Phone AG	CS	9300000342	8/31/2012	46.61
52574116	Cell Phone AG	CS	9300000504	8/31/2012	61.03
52574116	Cell Phone AG	CS	9300000133	8/31/2012	132.06
52574116	Cell Phone AG	CS	9300000489	8/31/2012	96.09
52574116	Cell Phone AG	CS	9300000178	8/31/2012	238.49
52574116	Cell Phone AG	CS	9300000507	8/31/2012	198.73
52578000	Trash Removal	CS	9300000180	8/31/2012	(459.71)
52578000	Trash Removal	CS	9300000465	8/31/2012	26.02
52578000	Trash Removal	CS	9300000380	8/31/2012	1,138.70
52578000	Trash Removal	CS	9300000319	8/31/2012	(140.50)
52578000	Trash Removal	CS	9300000342	8/31/2012	(101.12)
52578000	Trash Removal	CS	9300000341	8/31/2012	(67.15)
52578013	Trash Removal WT	CS	9300000180	8/31/2012	459.71
52578013	Trash Removal WT	CS	9300000465	8/31/2012	(26.02)
52578014	Trash Removal TD	CS	9300000380	8/31/2012	(1,138.70)
52578016	Trash Removal AG	CS	9300000319	8/31/2012	140.50
52578016	Trash Removal AG	CS	9300000342	8/31/2012	101.12
52578016	Trash Removal AG	CS	9300000341	8/31/2012	67.15
52583000	Water & WW	CS	9300000388	8/31/2012	(3,548.77)

## Kentucky American Water Company

Case No. 2012-00520

Response to PSC DR1, Item 31

Account	Description	Doc Type	Document Number	Posting Date	Amount
52583000	Water & WW	CS	9300000291	8/31/2012	(20.57)
52583000	Water & WW	CS	9300000343	8/31/2012	(675.83)
52583000	Water & WW	CS	9300000461	8/31/2012	(1,309.69)
52583000	Water & WW	CS	9300000376	8/31/2012	(177.20)
52583011	Water & WW SS	CS	9300000388	8/31/2012	3,548.77
52583013	Water & WW WT	CS	9300000291	8/31/2012	20.57
52583016	Water & WW AG	CS	9300000343	8/31/2012	675.83
52583016	Water & WW AG	CS	9300000461	8/31/2012	1,309.69
52583016	Water & WW AG	CS	9300000376	8/31/2012	177.20
52801100	Indirect OH Clearing	SA	100000893	8/31/2012	(177,091.88)
52801100	Indirect OH Clearing	SL	100000938	8/31/2012	1,874.30
52801100	Indirect OH Clearing	SL	100000938	8/31/2012	1,171.50
52801100	Indirect OH Clearing	UZ	2000000061	8/31/2012	(1,874.30)
52801100	Indirect OH Clearing	UZ	2000000061	8/31/2012	(1,171.50)
52801100	Indirect OH Clearing	SL	100000938	8/31/2012	912.57
52801100	Indirect OH Clearing	UZ	2000000061	8/31/2012	(912.57)
52801100	Indirect OH Clearing	SL	100000938	8/31/2012	429.68
52801100	Indirect OH Clearing	SL	100000938	8/31/2012	2,614.12
52801100	Indirect OH Clearing	UZ	2000000061	8/31/2012	(429.68)
52801100	Indirect OH Clearing	UZ	2000000061	8/31/2012	(2,614.12)
52801100	Indirect OH Clearing	SL	100000938	8/31/2012	342.30
52801100	Indirect OH Clearing	SL	100000938	8/31/2012	487.93
52801100	Indirect OH Clearing	UZ	2000000061	8/31/2012	(342.30)
52801100	Indirect OH Clearing	UZ	2000000061	8/31/2012	(487.93)
52801100	Indirect OH Clearing	SL	100000938	8/31/2012	529.12
52801100	Indirect OH Clearing	SL	100000938	8/31/2012	2,371.25
52801100	Indirect OH Clearing	UZ	2000000061	8/31/2012	(2,371.25)
52801100	Indirect OH Clearing	UZ	2000000061	8/31/2012	(529.12)
52801100	Indirect OH Clearing	SL	100000938	8/31/2012	(33.71)
52801100	Indirect OH Clearing	SL	100000938	8/31/2012	1,593.94
52801100	Indirect OH Clearing	UZ	2000000061	8/31/2012	33.71
52801100	Indirect OH Clearing	UZ	2000000061	8/31/2012	(1,593.94)
52801100	Indirect OH Clearing	SL	100000938	8/31/2012	28.67
52801100	Indirect OH Clearing	UZ	2000000061	8/31/2012	(28.67)
52801100	Indirect OH Clearing	SL	100000938	8/31/2012	(41.38)
52801100	Indirect OH Clearing	SL	100000938	8/31/2012	3,533.84
52801100	Indirect OH Clearing	UZ	2000000061	8/31/2012	(3,533.84)
52801100	Indirect OH Clearing	UZ	2000000061	8/31/2012	41.38
52801100	Indirect OH Clearing	SL	100000938	8/31/2012	283.62
52801100	Indirect OH Clearing	UZ	2000000061	8/31/2012	(283.62)
52801100	Indirect OH Clearing	SL	100000938	8/31/2012	117.25
52801100	Indirect OH Clearing	UZ	2000000061	8/31/2012	(117.25)
52801100	Indirect OH Clearing	SL	100000938	8/31/2012	484.11
52801100	Indirect OH Clearing	SL	100000938	8/31/2012	110.44
52801100	Indirect OH Clearing	UZ	2000000061	8/31/2012	(484.11)
52801100	Indirect OH Clearing	UZ	2000000061	8/31/2012	(110.44)
52801100	Indirect OH Clearing	SL	100000938	8/31/2012	122.43
52801100	Indirect OH Clearing	UZ	2000000061	8/31/2012	(122.43)
52801100	Indirect OH Clearing	SL	100000938	8/31/2012	491.80
52801100	Indirect OH Clearing	SL	100000938	8/31/2012	1,942.96
52801100	Indirect OH Clearing	UZ	2000000061	8/31/2012	(1,942.96)
52801100	Indirect OH Clearing	UZ	2000000061	8/31/2012	(491.80)
52801100	Indirect OH Clearing	SL	100000938	8/31/2012	738.61

## Kentucky American Water Company

Case No. 2012-00520

Response to PSC DR1, Item 31

Account	Description	Doc Type	Document Number	Posting Date	Amount
52801100	Indirect OH Clearing	SL	100000938	8/31/2012	63.00
52801100	Indirect OH Clearing	UZ	2000000061	8/31/2012	(63.00)
52801100	Indirect OH Clearing	UZ	2000000061	8/31/2012	(738.61)
52801100	Indirect OH Clearing	SL	100000938	8/31/2012	619.40
52801100	Indirect OH Clearing	SL	100000938	8/31/2012	292.15
52801100	Indirect OH Clearing	UZ	2000000061	8/31/2012	(619.40)
52801100	Indirect OH Clearing	UZ	2000000061	8/31/2012	(292.15)
52801100	Indirect OH Clearing	SL	100000938	8/31/2012	651.71
52801100	Indirect OH Clearing	SL	100000938	8/31/2012	609.98
52801100	Indirect OH Clearing	UZ	2000000061	8/31/2012	(651.71)
52801100	Indirect OH Clearing	UZ	2000000061	8/31/2012	(609.98)
52801100	Indirect OH Clearing	SL	100000938	8/31/2012	72.12
52801100	Indirect OH Clearing	UZ	2000000061	8/31/2012	(72.12)
52801100	Indirect OH Clearing	SL	100000938	8/31/2012	619.40
52801100	Indirect OH Clearing	SL	100000938	8/31/2012	242.87
52801100	Indirect OH Clearing	UZ	2000000061	8/31/2012	(242.87)
52801100	Indirect OH Clearing	UZ	2000000061	8/31/2012	(619.40)
52801100	Indirect OH Clearing	UZ	2000000059	8/31/2012	177,091.88
52801100	Indirect OH Clearing	UZ	2000000061	8/31/2012	(8,540.86)
52801100	Indirect OH Clearing	UZ	2000000061	8/31/2012	(9,740.44)
52801100	Indirect OH Clearing	SL	100000938	8/31/2012	8,540.86
52801100	Indirect OH Clearing	SL	100000938	8/31/2012	9,740.44
52801100	Indirect OH Clearing	UZ	2000000061	8/31/2012	(2,136.75)
52801100	Indirect OH Clearing	UZ	2000000061	8/31/2012	(10,907.99)
52801100	Indirect OH Clearing	SL	100000938	8/31/2012	10,907.99
52801100	Indirect OH Clearing	SL	100000938	8/31/2012	2,136.75
52801100	Indirect OH Clearing	UZ	2000000061	8/31/2012	(134.54)
52801100	Indirect OH Clearing	SL	100000938	8/31/2012	134.54
52801100	Indirect OH Clearing	UZ	2000000061	8/31/2012	(821.29)
52801100	Indirect OH Clearing	SL	100000938	8/31/2012	821.29
52801100	Indirect OH Clearing	UZ	2000000061	8/31/2012	(1,035.66)
52801100	Indirect OH Clearing	SL	100000938	8/31/2012	1,035.66
52801100	Indirect OH Clearing	SL	100000938	8/31/2012	(0.74)
52801100	Indirect OH Clearing	SL	100000938	8/31/2012	(73.18)
52801100	Indirect OH Clearing	UZ	2000000061	8/31/2012	0.74
52801100	Indirect OH Clearing	UZ	2000000061	8/31/2012	73.18
52801100	Indirect OH Clearing	SL	100000938	8/31/2012	2,459.76
52801100	Indirect OH Clearing	SL	100000938	8/31/2012	24.85
52801100	Indirect OH Clearing	UZ	2000000061	8/31/2012	(2,459.76)
52801100	Indirect OH Clearing	UZ	2000000061	8/31/2012	(24.85)
52801100	Indirect OH Clearing	SL	100000938	8/31/2012	1.98
52801100	Indirect OH Clearing	SL	100000938	8/31/2012	196.24
52801100	Indirect OH Clearing	UZ	2000000061	8/31/2012	(1.98)
52801100	Indirect OH Clearing	UZ	2000000061	8/31/2012	(196.24)
52801100	Indirect OH Clearing	SL	100000938	8/31/2012	98.13
52801100	Indirect OH Clearing	SL	100000938	8/31/2012	0.99
52801100	Indirect OH Clearing	UZ	2000000061	8/31/2012	(0.99)
52801100	Indirect OH Clearing	UZ	2000000061	8/31/2012	(98.13)
52801100	Indirect OH Clearing	SL	100000938	8/31/2012	0.99
52801100	Indirect OH Clearing	SL	100000938	8/31/2012	98.13
52801100	Indirect OH Clearing	UZ	2000000061	8/31/2012	(98.13)
52801100	Indirect OH Clearing	UZ	2000000061	8/31/2012	(0.99)
52801100	Indirect OH Clearing	SL	100000938	8/31/2012	6.20



## Kentucky American Water Company

Case No. 2012-00520

Response to PSC DR1, Item 31

Account	Description	Doc Type	Document Number	Posting Date	Amount
52801100	Indirect OH Clearing	UZ	200000061	8/31/2012	(6.20)
52801100	Indirect OH Clearing	SL	100000938	8/31/2012	1,024.74
52801100	Indirect OH Clearing	UZ	200000061	8/31/2012	(1,024.74)
52801100	Indirect OH Clearing	SL	100000938	8/31/2012	194.39
52801100	Indirect OH Clearing	UZ	200000061	8/31/2012	(194.39)
52801100	Indirect OH Clearing	SL	100000938	8/31/2012	65.20
52801100	Indirect OH Clearing	SL	100000938	8/31/2012	592.03
52801100	Indirect OH Clearing	UZ	200000061	8/31/2012	(592.03)
52801100	Indirect OH Clearing	UZ	200000061	8/31/2012	(65.20)
52801100	Indirect OH Clearing	SL	100000938	8/31/2012	159.74
52801100	Indirect OH Clearing	UZ	200000061	8/31/2012	(159.74)
52801100	Indirect OH Clearing	SL	100000938	8/31/2012	107.22
52801100	Indirect OH Clearing	UZ	200000061	8/31/2012	(107.22)
52801100	Indirect OH Clearing	SL	100000938	8/31/2012	220.31
52801100	Indirect OH Clearing	SL	100000938	8/31/2012	98.98
52801100	Indirect OH Clearing	UZ	200000061	8/31/2012	(98.98)
52801100	Indirect OH Clearing	UZ	200000061	8/31/2012	(220.31)
52801100	Indirect OH Clearing	SL	100000938	8/31/2012	4.28
52801100	Indirect OH Clearing	SL	100000938	8/31/2012	9.53
52801100	Indirect OH Clearing	UZ	200000061	8/31/2012	(9.53)
52801100	Indirect OH Clearing	UZ	200000061	8/31/2012	(4.28)
52801100	Indirect OH Clearing	SL	100000938	8/31/2012	131.14
52801100	Indirect OH Clearing	UZ	200000061	8/31/2012	(131.14)
52801100	Indirect OH Clearing	SL	100000938	8/31/2012	225.27
52801100	Indirect OH Clearing	UZ	200000061	8/31/2012	(225.27)
52801100	Indirect OH Clearing	SL	100000938	8/31/2012	28.98
52801100	Indirect OH Clearing	UZ	200000061	8/31/2012	(28.98)
52801100	Indirect OH Clearing	SL	100000938	8/31/2012	145.17
52801100	Indirect OH Clearing	UZ	200000061	8/31/2012	(145.17)
52801100	Indirect OH Clearing	SL	100000938	8/31/2012	271.99
52801100	Indirect OH Clearing	UZ	200000061	8/31/2012	(271.99)
52801100	Indirect OH Clearing	SL	100000938	8/31/2012	8,544.74
52801100	Indirect OH Clearing	UZ	200000061	8/31/2012	(8,544.74)
52801100	Indirect OH Clearing	SL	100000938	8/31/2012	173.55
52801100	Indirect OH Clearing	SL	100000938	8/31/2012	77.97
52801100	Indirect OH Clearing	UZ	200000061	8/31/2012	(173.55)
52801100	Indirect OH Clearing	UZ	200000061	8/31/2012	(77.97)
52801100	Indirect OH Clearing	SL	100000938	8/31/2012	2,740.96
52801100	Indirect OH Clearing	SL	100000938	8/31/2012	1,231.44
52801100	Indirect OH Clearing	UZ	200000061	8/31/2012	(2,740.96)
52801100	Indirect OH Clearing	UZ	200000061	8/31/2012	(1,231.44)
52801100	Indirect OH Clearing	SL	100000938	8/31/2012	116.92
52801100	Indirect OH Clearing	SL	100000938	8/31/2012	260.23
52801100	Indirect OH Clearing	UZ	200000061	8/31/2012	(260.23)
52801100	Indirect OH Clearing	UZ	200000061	8/31/2012	(116.92)
52801100	Indirect OH Clearing	SL	100000938	8/31/2012	24.42
52801100	Indirect OH Clearing	SL	100000938	8/31/2012	54.36
52801100	Indirect OH Clearing	UZ	200000061	8/31/2012	(24.42)
52801100	Indirect OH Clearing	UZ	200000061	8/31/2012	(54.36)
52801100	Indirect OH Clearing	SL	100000938	8/31/2012	37.56
52801100	Indirect OH Clearing	UZ	200000061	8/31/2012	(37.56)
52801100	Indirect OH Clearing	SL	100000938	8/31/2012	160.81
52801100	Indirect OH Clearing	UZ	200000061	8/31/2012	(160.81)

## Kentucky American Water Company

Case No. 2012-00520

Response to PSC DR1, Item 31

Account	Description	Doc Type	Document Number	Posting Date	Amount
52801100	Indirect OH Clearing	SL	100000938	8/31/2012	34.95
52801100	Indirect OH Clearing	UZ	2000000061	8/31/2012	(34.95)
52801100	Indirect OH Clearing	SL	100000938	8/31/2012	86.56
52801100	Indirect OH Clearing	UZ	2000000061	8/31/2012	(86.56)
52801100	Indirect OH Clearing	SL	100000938	8/31/2012	2,461.34
52801100	Indirect OH Clearing	UZ	2000000061	8/31/2012	(2,461.34)
52801100	Indirect OH Clearing	SL	100000938	8/31/2012	168.87
52801100	Indirect OH Clearing	UZ	2000000061	8/31/2012	(168.87)
52801100	Indirect OH Clearing	SL	100000938	8/31/2012	3.99
52801100	Indirect OH Clearing	SL	100000938	8/31/2012	26.68
52801100	Indirect OH Clearing	UZ	2000000061	8/31/2012	(26.68)
52801100	Indirect OH Clearing	UZ	2000000061	8/31/2012	(3.99)
52801100	Indirect OH Clearing	SL	100000938	8/31/2012	106.24
52801100	Indirect OH Clearing	SL	100000938	8/31/2012	711.00
52801100	Indirect OH Clearing	UZ	2000000061	8/31/2012	(711.00)
52801100	Indirect OH Clearing	UZ	2000000061	8/31/2012	(106.24)
52801100	Indirect OH Clearing	SL	100000938	8/31/2012	50.76
52801100	Indirect OH Clearing	SL	100000938	8/31/2012	7.59
52801100	Indirect OH Clearing	UZ	2000000061	8/31/2012	(7.59)
52801100	Indirect OH Clearing	UZ	2000000061	8/31/2012	(50.76)
52801100	Indirect OH Clearing	SL	100000938	8/31/2012	32.33
52801100	Indirect OH Clearing	SL	100000938	8/31/2012	216.35
52801100	Indirect OH Clearing	UZ	2000000061	8/31/2012	(32.33)
52801100	Indirect OH Clearing	UZ	2000000061	8/31/2012	(216.35)
52801100	Indirect OH Clearing	SL	100000938	8/31/2012	5,672.53
52801100	Indirect OH Clearing	SL	100000938	8/31/2012	847.62
52801100	Indirect OH Clearing	UZ	2000000061	8/31/2012	(5,672.53)
52801100	Indirect OH Clearing	UZ	2000000061	8/31/2012	(847.62)
52801100	Indirect OH Clearing	SL	100000938	8/31/2012	54.55
52801100	Indirect OH Clearing	SL	100000938	8/31/2012	365.06
52801100	Indirect OH Clearing	UZ	2000000061	8/31/2012	(54.55)
52801100	Indirect OH Clearing	UZ	2000000061	8/31/2012	(365.06)
52801100	Indirect OH Clearing	SL	100000938	8/31/2012	179.61
52801100	Indirect OH Clearing	SL	100000938	8/31/2012	26.84
52801100	Indirect OH Clearing	UZ	2000000061	8/31/2012	(179.61)
52801100	Indirect OH Clearing	UZ	2000000061	8/31/2012	(26.84)
52801100	Indirect OH Clearing	SL	100000938	8/31/2012	7.36
52801100	Indirect OH Clearing	SL	100000938	8/31/2012	49.21
52801100	Indirect OH Clearing	UZ	2000000061	8/31/2012	(49.21)
52801100	Indirect OH Clearing	UZ	2000000061	8/31/2012	(7.36)
52801100	Indirect OH Clearing	SL	100000938	8/31/2012	5,281.20
52801100	Indirect OH Clearing	SL	100000938	8/31/2012	250.82
52801100	Indirect OH Clearing	UZ	2000000061	8/31/2012	(5,281.20)
52801100	Indirect OH Clearing	UZ	2000000061	8/31/2012	(250.82)
52801100	Indirect OH Clearing	SL	100000938	8/31/2012	798.70
52801100	Indirect OH Clearing	UZ	2000000061	8/31/2012	(798.70)
52801100	Indirect OH Clearing	SL	100000938	8/31/2012	98.05
52801100	Indirect OH Clearing	SL	100000938	8/31/2012	150.07
52801100	Indirect OH Clearing	UZ	2000000061	8/31/2012	(98.05)
52801100	Indirect OH Clearing	UZ	2000000061	8/31/2012	(150.07)
52801100	Indirect OH Clearing	SL	100000938	8/31/2012	120.20
52801100	Indirect OH Clearing	SL	100000938	8/31/2012	3,912.00
52801100	Indirect OH Clearing	UZ	2000000061	8/31/2012	(3,912.00)

## Kentucky American Water Company

Case No. 2012-00520

Response to PSC DR1, Item 31

Account	Description	Doc Type	Document Number	Posting Date	Amount
52801100	Indirect OH Clearing	UZ	2000000061	8/31/2012	(120.20)
52801100	Indirect OH Clearing	SL	100000938	8/31/2012	35.40
52801100	Indirect OH Clearing	UZ	2000000061	8/31/2012	(35.40)
52801100	Indirect OH Clearing	SL	100000938	8/31/2012	94.49
52801100	Indirect OH Clearing	UZ	2000000061	8/31/2012	(94.49)
52801100	Indirect OH Clearing	SL	100000938	8/31/2012	103.50
52801100	Indirect OH Clearing	UZ	2000000061	8/31/2012	(103.50)
52801100	Indirect OH Clearing	SL	100000938	8/31/2012	(363.49)
52801100	Indirect OH Clearing	UZ	2000000061	8/31/2012	363.49
52801100	Indirect OH Clearing	SL	100000938	8/31/2012	(352.08)
52801100	Indirect OH Clearing	UZ	2000000061	8/31/2012	352.08
52801100	Indirect OH Clearing	SL	100000938	8/31/2012	2,584.33
52801100	Indirect OH Clearing	UZ	2000000061	8/31/2012	(2,584.33)
52801100	Indirect OH Clearing	SL	100000938	8/31/2012	1,409.88
52801100	Indirect OH Clearing	UZ	2000000061	8/31/2012	(1,409.88)
52801100	Indirect OH Clearing	SL	100000938	8/31/2012	254.54
52801100	Indirect OH Clearing	UZ	2000000061	8/31/2012	(254.54)
52801100	Indirect OH Clearing	SL	100000938	8/31/2012	658.80
52801100	Indirect OH Clearing	UZ	2000000061	8/31/2012	(658.80)
52801100	Indirect OH Clearing	SL	100000938	8/31/2012	4.16
52801100	Indirect OH Clearing	SL	100000938	8/31/2012	14.73
52801100	Indirect OH Clearing	UZ	2000000061	8/31/2012	(4.16)
52801100	Indirect OH Clearing	UZ	2000000061	8/31/2012	(14.73)
52801100	Indirect OH Clearing	SL	100000938	8/31/2012	227.48
52801100	Indirect OH Clearing	UZ	2000000061	8/31/2012	(227.48)
52801100	Indirect OH Clearing	SL	100000938	8/31/2012	155.04
52801100	Indirect OH Clearing	UZ	2000000061	8/31/2012	(155.04)
52801100	Indirect OH Clearing	SL	100000938	8/31/2012	388.23
52801100	Indirect OH Clearing	UZ	2000000061	8/31/2012	(388.23)
52801100	Indirect OH Clearing	SL	100000938	8/31/2012	29.05
52801100	Indirect OH Clearing	UZ	2000000061	8/31/2012	(29.05)
53110000	Contr Svc-Eng	WE	5000000957	8/31/2012	81,000.00
53110000	Contr Svc-Eng	UZ	2000000049	8/31/2012	(12,596.47)
53110000	Contr Svc-Eng	UZ	2000000049	8/31/2012	(13,866.58)
53110000	Contr Svc-Eng	UZ	2000000051	8/31/2012	(81,000.00)
53150000	Contr Svc-Other	SV	100000937	8/31/2012	10,418.14
53150000	Contr Svc-Other	SX	100000939	8/31/2012	(3,840.00)
53150000	Contr Svc-Other	SX	100000939	8/31/2012	(3,840.00)
53150000	Contr Svc-Other	SX	100000939	8/31/2012	(3,840.00)
53150000	Contr Svc-Other	SX	100000939	8/31/2012	(1,152.00)
53150000	Contr Svc-Other	SX	100000939	8/31/2012	(1,152.00)
53150000	Contr Svc-Other	SX	100000939	8/31/2012	(1,152.00)
53150000	Contr Svc-Other	SV	100001007	8/31/2012	5,000.00
53150000	Contr Svc-Other	SV	100001007	8/31/2012	2,800.00
53150000	Contr Svc-Other	SV	100001022	8/31/2012	9,888.75
53150000	Contr Svc-Other	SN	100001026	8/31/2012	(8,425.67)
53150000	Contr Svc-Other	SV	100001028	8/31/2012	501.40
53150000	Contr Svc-Other	SV	100001028	8/31/2012	2,180.00
53150000	Contr Svc-Other	SV	100001028	8/31/2012	633.76
53150000	Contr Svc-Other	SV	100001028	8/31/2012	633.76
53150000	Contr Svc-Other	SV	100001028	8/31/2012	633.76
53150000	Contr Svc-Other	SV	100001028	8/31/2012	633.76
53150000	Contr Svc-Other	SV	100001028	8/31/2012	18,404.00

## Kentucky American Water Company

Case No. 2012-00520

Response to PSC DR1, Item 31

Account	Description	Doc Type	Document Number	Posting Date	Amount
53150000	Contr Svc-Other	SN	100001032	8/31/2012	(1,368.90)
53150000	Contr Svc-Other	SN	100001032	8/31/2012	(6,942.90)
53150000	Contr Svc-Other	SN	100001032	8/31/2012	(1,134.64)
53150000	Contr Svc-Other	SN	100001032	8/31/2012	(59.72)
53150000	Contr Svc-Other	SN	100001032	8/31/2012	(930.78)
53150000	Contr Svc-Other	SN	100001032	8/31/2012	(115.04)
53150000	Contr Svc-Other	SN	100001032	8/31/2012	(1,162.29)
53150000	Contr Svc-Other	SN	100001032	8/31/2012	(1,273.23)
53150000	Contr Svc-Other	SV	100001038	8/31/2012	100,000.00
53150000	Contr Svc-Other	SV	100001038	8/31/2012	9,500.07
53150000	Contr Svc-Other	SV	100001038	8/31/2012	9,483.30
53150000	Contr Svc-Other	SV	100001038	8/31/2012	9,500.07
53150000	Contr Svc-Other	SV	100001038	8/31/2012	338,619.83
53150000	Contr Svc-Other	SV	100001038	8/31/2012	45,000.00
53150000	Contr Svc-Other	SV	100001038	8/31/2012	8,274.55
53150000	Contr Svc-Other	SV	100001038	8/31/2012	10,173.85
53150000	Contr Svc-Other	SV	100001038	8/31/2012	10,205.80
53150000	Contr Svc-Other	SV	100001038	8/31/2012	6,987.40
53150000	Contr Svc-Other	SV	100001038	8/31/2012	8,596.46
53150000	Contr Svc-Other	SV	100001038	8/31/2012	10,205.80
53150000	Contr Svc-Other	SV	100001038	8/31/2012	8,596.46
53150000	Contr Svc-Other	SV	100001038	8/31/2012	52,000.00
53150000	Contr Svc-Other	SV	100001038	8/31/2012	15,500.00
53150000	Contr Svc-Other	SV	100001038	8/31/2012	40,000.00
53150000	Contr Svc-Other	SV	100001038	8/31/2012	85,000.00
53150000	Contr Svc-Other	SV	100001038	8/31/2012	5,000.00
53150000	Contr Svc-Other	SV	100001038	8/31/2012	50,000.00
53150000	Contr Svc-Other	SV	100001038	8/31/2012	62,000.00
53150000	Contr Svc-Other	SV	100001038	8/31/2012	20,000.00
53150000	Contr Svc-Other	WE	5000000960	8/31/2012	54,200.00
53150000	Contr Svc-Other	WE	5000000964	8/31/2012	26,820.00
53150000	Contr Svc-Other	WE	5000000964	8/31/2012	2,980.00
53150000	Contr Svc-Other	WE	5000000980	8/31/2012	1,644.50
53150000	Contr Svc-Other	WE	5000000981	8/31/2012	60,000.00
53150000	Contr Svc-Other	WE	5000000982	8/31/2012	130,994.84
53150000	Contr Svc-Other	WE	5000000983	8/31/2012	167,300.39
53150000	Contr Svc-Other	WE	5000001025	8/31/2012	(167,300.39)
53150000	Contr Svc-Other	WE	5000001026	8/31/2012	178,230.78
53150000	Contr Svc-Other	WE	5000001027	8/31/2012	(130,994.84)
53150000	Contr Svc-Other	WE	5000001028	8/31/2012	139,401.00
53150000	Contr Svc-Other	WE	5000001038	8/31/2012	(139,401.00)
53150000	Contr Svc-Other	WE	5000001039	8/31/2012	138,030.92
53150000	Contr Svc-Other	WE	5000001050	8/31/2012	(138,030.92)
53150000	Contr Svc-Other	WE	5000001051	8/31/2012	138,080.92
53150000	Contr Svc-Other	SR	9600000024	8/31/2012	905.00
53150000	Contr Svc-Other	SR	9600000024	8/31/2012	162.83
53150000	Contr Svc-Other	SR	9600000024	8/31/2012	1,862.92
53150000	Contr Svc-Other	SR	9600000024	8/31/2012	474.17
53150000	Contr Svc-Other	SR	9600000024	8/31/2012	725.92
53150000	Contr Svc-Other	SR	9600000024	8/31/2012	563.58
53150000	Contr Svc-Other	SR	9600000024	8/31/2012	204.33
53150000	Contr Svc-Other	UZ	2000000049	8/31/2012	(28,747.00)
53150000	Contr Svc-Other	UZ	2000000049	8/31/2012	(40,093.88)

## Kentucky American Water Company

Case No. 2012-00520

Response to PSC DR1, Item 31

Account	Description	Doc Type	Document Number	Posting Date	Amount
53150000	Contr Svc-Other	UZ	2000000049	8/31/2012	(5,250.00)
53150000	Contr Svc-Other	UZ	2000000049	8/31/2012	(36,368.85)
53150000	Contr Svc-Other	UZ	2000000049	8/31/2012	(24,446.91)
53150000	Contr Svc-Other	UZ	2000000051	8/31/2012	(54,200.00)
53150000	Contr Svc-Other	UZ	2000000049	8/31/2012	4,350.00
53150000	Contr Svc-Other	UZ	2000000049	8/31/2012	(8,700.00)
53150000	Contr Svc-Other	UZ	2000000049	8/31/2012	7,500.00
53150000	Contr Svc-Other	UZ	2000000049	8/31/2012	(7,500.00)
53150000	Contr Svc-Other	UZ	2000000049	8/31/2012	(7,500.00)
53150000	Contr Svc-Other	UZ	2000000051	8/31/2012	(26,820.00)
53150000	Contr Svc-Other	UZ	2000000051	8/31/2012	(2,980.00)
53150000	Contr Svc-Other	UZ	2000000049	8/31/2012	(11,328.40)
53150000	Contr Svc-Other	UZ	2000000049	8/31/2012	9,500.00
53150000	Contr Svc-Other	UZ	2000000049	8/31/2012	(19,000.00)
53150000	Contr Svc-Other	UZ	2000000049	8/31/2012	19,001.00
53150000	Contr Svc-Other	UZ	2000000049	8/31/2012	(18,951.00)
53150000	Contr Svc-Other	UZ	2000000049	8/31/2012	(9,500.00)
53150000	Contr Svc-Other	UZ	2000000049	8/31/2012	9,500.00
53150000	Contr Svc-Other	UZ	2000000049	8/31/2012	9,500.00
53150000	Contr Svc-Other	UZ	2000000049	8/31/2012	(9,500.00)
53150000	Contr Svc-Other	UZ	2000000049	8/31/2012	(9,500.00)
53150000	Contr Svc-Other	CS	9300000362	8/31/2012	2,200.00
53150000	Contr Svc-Other	CS	9300000180	8/31/2012	(3,048.97)
53150000	Contr Svc-Other	CS	9300000358	8/31/2012	(2,383.70)
53150000	Contr Svc-Other	CS	9300001195	8/31/2012	(5,000.00)
53150000	Contr Svc-Other	CS	9300000443	8/31/2012	(3,968.01)
53150000	Contr Svc-Other	CS	9300000470	8/31/2012	(1,713.52)
53150000	Contr Svc-Other	CS	9300000291	8/31/2012	(718.65)
53150000	Contr Svc-Other	CS	9300000437	8/31/2012	(767.91)
53150000	Contr Svc-Other	CS	9300000298	8/31/2012	(296.80)
53150000	Contr Svc-Other	CS	9300000420	8/31/2012	(162.83)
53150000	Contr Svc-Other	CS	9300000419	8/31/2012	(1,060.00)
53150000	Contr Svc-Other	CS	9300000371	8/31/2012	12,614.81
53150000	Contr Svc-Other	CS	9300001196	8/31/2012	(2,800.00)
53150000	Contr Svc-Other	CS	9300000337	8/31/2012	659.13
53150000	Contr Svc-Other	CS	9300001006	8/31/2012	14,976.00
53150000	Contr Svc-Other	CS	9300001198	8/31/2012	(9,888.75)
53150000	Contr Svc-Other	CS	9300000517	8/31/2012	(10,418.14)
53150000	Contr Svc-Other	CS	9300000474	8/31/2012	(1,351.45)
53150000	Contr Svc-Other	CS	9300000457	8/31/2012	(101.76)
53150000	Contr Svc-Other	UZ	2000000054	8/31/2012	(130,994.84)
53150000	Contr Svc-Other	UZ	2000000063	8/31/2012	(277,431.92)
53150000	Contr Svc-Other	UZ	2000000063	8/31/2012	270,395.84
53150000	Contr Svc-Other	UZ	2000000066	8/31/2012	138,030.92
53150000	Contr Svc-Other	UZ	2000000066	8/31/2012	(138,080.92)
53150000	Contr Svc-Other	UZ	2000000100	8/31/2012	8,425.67
53150000	Contr Svc-Other	UZ	2000000054	8/31/2012	(167,300.39)
53150000	Contr Svc-Other	UZ	2000000063	8/31/2012	(178,230.78)
53150000	Contr Svc-Other	UZ	2000000063	8/31/2012	167,300.39
53150000	Contr Svc-Other	UZ	2000000106	8/31/2012	(338,619.83)
53150000	Contr Svc-Other	UZ	2000000106	8/31/2012	(45,000.00)
53150000	Contr Svc-Other	UZ	2000000106	8/31/2012	(8,274.55)
53150000	Contr Svc-Other	UZ	2000000106	8/31/2012	(10,173.85)

## Kentucky American Water Company

Case No. 2012-00520

Response to PSC DR1, Item 31

Account	Description	Doc Type	Document Number	Posting Date	Amount
53150000	Contr Svc-Other	UZ	2000000106	8/31/2012	(10,205.80)
53150000	Contr Svc-Other	UZ	2000000106	8/31/2012	(6,987.40)
53150000	Contr Svc-Other	UZ	2000000106	8/31/2012	(8,596.46)
53150000	Contr Svc-Other	UZ	2000000106	8/31/2012	(10,205.80)
53150000	Contr Svc-Other	UZ	2000000106	8/31/2012	(8,596.46)
53150000	Contr Svc-Other	UZ	2000000049	8/31/2012	(4,154.35)
53150000	Contr Svc-Other	UZ	2000000104	8/31/2012	(2,813.76)
53150000	Contr Svc-Other	UZ	2000000049	8/31/2012	(1,000.00)
53150000	Contr Svc-Other	UZ	2000000049	8/31/2012	(2,450.00)
53150000	Contr Svc-Other	UZ	2000000051	8/31/2012	(1,644.50)
53150000	Contr Svc-Other	UZ	2000000049	8/31/2012	(1,490.15)
53150000	Contr Svc-Other	UZ	2000000104	8/31/2012	(633.76)
53150000	Contr Svc-Other	UZ	2000000049	8/31/2012	(2,252.50)
53150000	Contr Svc-Other	UZ	2000000106	8/31/2012	(52,000.00)
53150000	Contr Svc-Other	UZ	2000000106	8/31/2012	(15,500.00)
53150000	Contr Svc-Other	UZ	2000000049	8/31/2012	(1,802.00)
53150000	Contr Svc-Other	UZ	2000000049	8/31/2012	(2,703.00)
53150000	Contr Svc-Other	UZ	2000000106	8/31/2012	(40,000.00)
53150000	Contr Svc-Other	UZ	2000000049	8/31/2012	(122,657.90)
53150000	Contr Svc-Other	UZ	2000000102	8/31/2012	6,942.90
53150000	Contr Svc-Other	UZ	2000000049	8/31/2012	(2,798.18)
53150000	Contr Svc-Other	UZ	2000000049	8/31/2012	(35,680.98)
53150000	Contr Svc-Other	UZ	2000000102	8/31/2012	2,065.42
53150000	Contr Svc-Other	UZ	2000000104	8/31/2012	(1,135.16)
53150000	Contr Svc-Other	UZ	2000000049	8/31/2012	(4,097.43)
53150000	Contr Svc-Other	UZ	2000000049	8/31/2012	(1,208.40)
53150000	Contr Svc-Other	UZ	2000000049	8/31/2012	(556.50)
53150000	Contr Svc-Other	UZ	2000000049	8/31/2012	(222.60)
53150000	Contr Svc-Other	UZ	2000000104	8/31/2012	(18,404.00)
53150000	Contr Svc-Other	UZ	2000000049	8/31/2012	(24,183.90)
53150000	Contr Svc-Other	UZ	2000000102	8/31/2012	1,368.90
53150000	Contr Svc-Other	UZ	2000000049	8/31/2012	(604.20)
53150000	Contr Svc-Other	UZ	2000000049	8/31/2012	(470.43)
53150000	Contr Svc-Other	UZ	2000000049	8/31/2012	(3,895.50)
53150000	Contr Svc-Other	UZ	2000000102	8/31/2012	174.76
53150000	Contr Svc-Other	UZ	2000000104	8/31/2012	(633.76)
53150000	Contr Svc-Other	UZ	2000000106	8/31/2012	(85,000.00)
53150000	Contr Svc-Other	UZ	2000000049	8/31/2012	(715.50)
53150000	Contr Svc-Other	UZ	2000000106	8/31/2012	(5,000.00)
53150000	Contr Svc-Other	UZ	2000000106	8/31/2012	(50,000.00)
53150000	Contr Svc-Other	UZ	2000000106	8/31/2012	(62,000.00)
53150000	Contr Svc-Other	UZ	2000000049	8/31/2012	(85,515.50)
53150000	Contr Svc-Other	UZ	2000000102	8/31/2012	2,435.52
53150000	Contr Svc-Other	UZ	2000000049	8/31/2012	(12,250.00)
53150000	Contr Svc-Other	UZ	2000000051	8/31/2012	(60,000.00)
53150000	Contr Svc-Other	UZ	2000000049	8/31/2012	(39,637.00)
53150000	Contr Svc-Other	UZ	2000000049	8/31/2012	(21,624.00)
53150000	Contr Svc-Other	UZ	2000000106	8/31/2012	(20,000.00)
53150000	Contr Svc-Other	UZ	2000000106	8/31/2012	(100,000.00)
53150000	Contr Svc-Other	UZ	2000000106	8/31/2012	(9,500.07)
53150000	Contr Svc-Other	UZ	2000000106	8/31/2012	(9,483.30)
53150000	Contr Svc-Other	UZ	2000000106	8/31/2012	(9,500.07)
53150013	Contr Svc-Other WT	CS	9300000362	8/31/2012	(2,200.00)

## Kentucky American Water Company

Case No. 2012-00520

Response to PSC DR1, Item 31

Account	Description	Doc Type	Document Number	Posting Date	Amount
53150013	Contr Svc-Other WT	CS	9300000180	8/31/2012	3,048.97
53150013	Contr Svc-Other WT	CS	9300000358	8/31/2012	2,383.70
53150013	Contr Svc-Other WT	CS	9300001195	8/31/2012	5,000.00
53150013	Contr Svc-Other WT	CS	9300000443	8/31/2012	3,968.01
53150013	Contr Svc-Other WT	CS	9300000470	8/31/2012	1,713.52
53150013	Contr Svc-Other WT	CS	9300000291	8/31/2012	718.65
53150013	Contr Svc-Other WT	CS	9300000437	8/31/2012	767.91
53150013	Contr Svc-Other WT	CS	9300000298	8/31/2012	296.80
53150013	Contr Svc-Other WT	CS	9300000420	8/31/2012	162.83
53150013	Contr Svc-Other WT	CS	9300000419	8/31/2012	1,060.00
53150014	Contr Svc-Other TD	CS	9300000371	8/31/2012	(12,614.81)
53150014	Contr Svc-Other TD	CS	9300001196	8/31/2012	2,800.00
53150015	Contr Svc-Other CA	CS	9300000337	8/31/2012	(659.13)
53150016	Contr Svc-Other AG	CS	9300001006	8/31/2012	(14,976.00)
53150016	Contr Svc-Other AG	CS	9300001198	8/31/2012	9,888.75
53150016	Contr Svc-Other AG	CS	9300000517	8/31/2012	10,418.14
53150016	Contr Svc-Other AG	CS	9300000376	8/31/2012	32.12
53150016	Contr Svc-Other AG	CS	9300000376	8/31/2012	(32.12)
53150016	Contr Svc-Other AG	CS	9300000310	8/31/2012	49.18
53150016	Contr Svc-Other AG	CS	9300000310	8/31/2012	(49.18)
53151000	Contr Svc-Temp EE	SV	100001007	8/31/2012	3,956.00
53151000	Contr Svc-Temp EE	SV	100001015	8/31/2012	1,674.78
53151000	Contr Svc-Temp EE	SV	100001015	8/31/2012	311.98
53151000	Contr Svc-Temp EE	SV	100001015	8/31/2012	2,501.40
53151000	Contr Svc-Temp EE	SV	100001015	8/31/2012	305.20
53151000	Contr Svc-Temp EE	SV	100001015	8/31/2012	641.20
53151000	Contr Svc-Temp EE	CS	9300000371	8/31/2012	1,204.00
53151000	Contr Svc-Temp EE	CS	9300001196	8/31/2012	(3,956.00)
53151000	Contr Svc-Temp EE	CS	9300000376	8/31/2012	(11,355.14)
53151000	Contr Svc-Temp EE	CS	9300000469	8/31/2012	(826.80)
53151000	Contr Svc-Temp EE	CS	9300001204	8/31/2012	(4,176.18)
53151000	Contr Svc-Temp EE	CS	9300001202	8/31/2012	(617.18)
53151000	Contr Svc-Temp EE	CS	9300001203	8/31/2012	(641.20)
53151014	Contr Svc-Temp EE TD	CS	9300000371	8/31/2012	(1,204.00)
53151014	Contr Svc-Temp EE TD	CS	9300001196	8/31/2012	3,956.00
53151014	Contr Svc-Temp EE TD	CS	9300001204	8/31/2012	4,176.18
53151014	Contr Svc-Temp EE TD	CS	9300001202	8/31/2012	617.18
53151014	Contr Svc-Temp EE TD	CS	9300001203	8/31/2012	641.20
53151016	Contr Svc-Temp EE AG	CS	9300000376	8/31/2012	11,355.14
53151016	Contr Svc-Temp EE AG	CS	9300000376	8/31/2012	826.80
53151016	Contr Svc-Temp EE AG	CS	9300000376	8/31/2012	(826.80)
53151016	Contr Svc-Temp EE AG	CS	9300000469	8/31/2012	826.80
53152000	Contr Svc-Lab Testng	CF	9300000471	8/31/2012	(1,388.82)
53152000	Contr Svc-Lab Testng	CF	9300000471	8/31/2012	1,388.82
53152000	Contr Svc-Lab Testng	CF	9300000200	8/31/2012	(1,385.27)
53152000	Contr Svc-Lab Testng	CF	9300000200	8/31/2012	1,385.27
53154000	Contr Svc-Audit Fees	SA	100000935	8/31/2012	584.00
53154000	Contr Svc-Audit Fees	CF	9300000518	8/31/2012	(584.00)
53154000	Contr Svc-Audit Fees	CF	9300000518	8/31/2012	584.00
53154000	Contr Svc-Audit Fees	SA	100000869	8/31/2012	7,371.00
53154000	Contr Svc-Audit Fees	CF	9300000418	8/31/2012	(7,371.00)
53154000	Contr Svc-Audit Fees	CF	9300000418	8/31/2012	7,371.00
53155000	Contr Svc-Legal	SV	100000954	8/31/2012	6,789.48

## Kentucky American Water Company

Case No. 2012-00520

Response to PSC DR1, Item 31

Account	Description	Doc Type	Document Number	Posting Date	Amount
53155000	Contr Svc-Legal	SV	100000954	8/31/2012	11,696.60
53155000	Contr Svc-Legal	SV	100000954	8/31/2012	6,404.50
53155000	Contr Svc-Legal	SV	100000954	8/31/2012	379.00
53155000	Contr Svc-Legal	SV	100000954	8/31/2012	27,238.96
53155000	Contr Svc-Legal	SV	100000954	8/31/2012	11,317.90
53155000	Contr Svc-Legal	SV	100000954	8/31/2012	33.30
53155000	Contr Svc-Legal	CF	9300001009	8/31/2012	(57,076.24)
53155000	Contr Svc-Legal	CF	9300001009	8/31/2012	57,076.24
53155000	Contr Svc-Legal	CF	9300000297	8/31/2012	24,006.70
53155000	Contr Svc-Legal	CF	9300000297	8/31/2012	(24,006.70)
53155000	Contr Svc-Legal	CF	9300000304	8/31/2012	(108.08)
53155000	Contr Svc-Legal	CF	9300000304	8/31/2012	108.08
53155000	Contr Svc-Legal	UT	9300001004	8/31/2012	(6,783.50)
53401000	AWWSC Labor OPEX	CF	9300000519	8/31/2012	1.58
53401000	AWWSC Labor OPEX	CF	9300000519	8/31/2012	1.58
53401000	AWWSC Labor OPEX	CF	9300000520	8/31/2012	3.16
53401000	AWWSC Labor OPEX	CF	9300000521	8/31/2012	13.64
53401000	AWWSC Labor OPEX	CF	9300000522	8/31/2012	5.20
53401000	AWWSC Labor OPEX	CF	9300000523	8/31/2012	5.08
53401000	AWWSC Labor OPEX	CF	9300000524	8/31/2012	8,720.36
53401000	AWWSC Labor OPEX	CF	9300000524	8/31/2012	1,184.53
53401000	AWWSC Labor OPEX	CF	9300000525	8/31/2012	1,415.55
53401000	AWWSC Labor OPEX	CF	9300000525	8/31/2012	248.95
53401000	AWWSC Labor OPEX	CF	9300000526	8/31/2012	1,506.92
53401000	AWWSC Labor OPEX	CF	9300000526	8/31/2012	370.46
53401000	AWWSC Labor OPEX	CF	9300000527	8/31/2012	3,081.64
53401000	AWWSC Labor OPEX	CF	9300000527	8/31/2012	422.64
53401000	AWWSC Labor OPEX	CF	9300000528	8/31/2012	2,749.26
53401000	AWWSC Labor OPEX	CF	9300000528	8/31/2012	389.00
53401000	AWWSC Labor OPEX	CF	9300000529	8/31/2012	2,729.09
53401000	AWWSC Labor OPEX	CF	9300000529	8/31/2012	397.18
53401000	AWWSC Labor OPEX	CF	9300000531	8/31/2012	309.28
53401000	AWWSC Labor OPEX	CF	9300000738	8/31/2012	339.12
53401000	AWWSC Labor OPEX	CF	9300000738	8/31/2012	14.31
53401000	AWWSC Labor OPEX	CF	9300000739	8/31/2012	342.77
53401000	AWWSC Labor OPEX	CF	9300000740	8/31/2012	438.61
53401000	AWWSC Labor OPEX	CF	9300000740	8/31/2012	2.96
53401000	AWWSC Labor OPEX	CF	9300000741	8/31/2012	26.77
53401000	AWWSC Labor OPEX	CF	9300000741	8/31/2012	17.55
53401000	AWWSC Labor OPEX	CF	9300000742	8/31/2012	125.95
53401000	AWWSC Labor OPEX	CF	9300000742	8/31/2012	4.15
53401000	AWWSC Labor OPEX	CF	9300000743	8/31/2012	2,639.57
53401000	AWWSC Labor OPEX	CF	9300000743	8/31/2012	82.40
53401000	AWWSC Labor OPEX	CF	9300000744	8/31/2012	1,400.67
53401000	AWWSC Labor OPEX	CF	9300000744	8/31/2012	9.00
53401000	AWWSC Labor OPEX	CF	9300000745	8/31/2012	2,573.57
53401000	AWWSC Labor OPEX	CF	9300000746	8/31/2012	2,503.75
53401000	AWWSC Labor OPEX	CF	9300000746	8/31/2012	5.19
53401000	AWWSC Labor OPEX	CF	9300000747	8/31/2012	4,144.86
53401000	AWWSC Labor OPEX	CF	9300000747	8/31/2012	39.84
53401000	AWWSC Labor OPEX	CF	9300000748	8/31/2012	13,747.67
53401000	AWWSC Labor OPEX	CF	9300000748	8/31/2012	1,180.52
53401000	AWWSC Labor OPEX	CF	9300000749	8/31/2012	151.72



## Kentucky American Water Company

Case No. 2012-00520

Response to PSC DR1, Item 31

Account	Description	Doc Type	Document Number	Posting Date	Amount
53401000	AWWSC Labor OPEX	CF	9300000749	8/31/2012	14.42
53401000	AWWSC Labor OPEX	CF	9300000750	8/31/2012	1,679.20
53401000	AWWSC Labor OPEX	CF	9300000750	8/31/2012	46.35
53401000	AWWSC Labor OPEX	CF	9300000751	8/31/2012	1,268.27
53401000	AWWSC Labor OPEX	CF	9300000751	8/31/2012	195.26
53401000	AWWSC Labor OPEX	CF	9300000752	8/31/2012	284.73
53401000	AWWSC Labor OPEX	CF	9300000753	8/31/2012	2,796.68
53401000	AWWSC Labor OPEX	CF	9300000753	8/31/2012	481.77
53401000	AWWSC Labor OPEX	CF	9300000754	8/31/2012	10.14
53401000	AWWSC Labor OPEX	CF	9300000755	8/31/2012	70.26
53401000	AWWSC Labor OPEX	CF	9300000756	8/31/2012	299.39
53401000	AWWSC Labor OPEX	CF	9300000758	8/31/2012	239.29
53401000	AWWSC Labor OPEX	CF	9300000759	8/31/2012	32,791.73
53401000	AWWSC Labor OPEX	CF	9300000759	8/31/2012	3,310.08
53401000	AWWSC Labor OPEX	CF	9300000760	8/31/2012	2.98
53401000	AWWSC Labor OPEX	CF	9300000760	8/31/2012	2.55
53401000	AWWSC Labor OPEX	CF	9300000761	8/31/2012	483.31
53401000	AWWSC Labor OPEX	CF	9300000761	8/31/2012	91.63
53401000	AWWSC Labor OPEX	CF	9300000762	8/31/2012	27,256.63
53401000	AWWSC Labor OPEX	CF	9300000762	8/31/2012	2,152.24
53401000	AWWSC Labor OPEX	CF	9300000763	8/31/2012	923.46
53401000	AWWSC Labor OPEX	CF	9300000763	8/31/2012	43.86
53401000	AWWSC Labor OPEX	CF	9300000764	8/31/2012	419.72
53401000	AWWSC Labor OPEX	CF	9300000764	8/31/2012	8.48
53401000	AWWSC Labor OPEX	CF	9300000765	8/31/2012	639.96
53401000	AWWSC Labor OPEX	CF	9300000765	8/31/2012	58.42
53401000	AWWSC Labor OPEX	CF	9300000771	8/31/2012	966.41
53401000	AWWSC Labor OPEX	CF	9300000771	8/31/2012	204.86
53401000	AWWSC Labor OPEX	CF	9300000772	8/31/2012	3,608.47
53401000	AWWSC Labor OPEX	CF	9300000772	8/31/2012	251.38
53401000	AWWSC Labor OPEX	CF	9300000773	8/31/2012	1,643.52
53401000	AWWSC Labor OPEX	CF	9300000773	8/31/2012	24.98
53401000	AWWSC Labor OPEX	CF	9300000774	8/31/2012	744.83
53401000	AWWSC Labor OPEX	CF	9300000774	8/31/2012	158.96
53401000	AWWSC Labor OPEX	CF	9300000775	8/31/2012	1,076.48
53401000	AWWSC Labor OPEX	CF	9300000775	8/31/2012	141.64
53401000	AWWSC Labor OPEX	CF	9300000776	8/31/2012	328.91
53401000	AWWSC Labor OPEX	CF	9300000776	8/31/2012	169.01
53401000	AWWSC Labor OPEX	CF	9300000778	8/31/2012	1,603.85
53401000	AWWSC Labor OPEX	CF	9300000778	8/31/2012	48.50
53401000	AWWSC Labor OPEX	CF	9300000779	8/31/2012	42.59
53401000	AWWSC Labor OPEX	CF	9300000780	8/31/2012	487.59
53401000	AWWSC Labor OPEX	CF	9300000781	8/31/2012	1,313.61
53401000	AWWSC Labor OPEX	CF	9300000781	8/31/2012	107.96
53401000	AWWSC Labor OPEX	CF	9300000782	8/31/2012	1,661.52
53401000	AWWSC Labor OPEX	CF	9300000782	8/31/2012	240.20
53401000	AWWSC Labor OPEX	CF	9300000783	8/31/2012	300.81
53401000	AWWSC Labor OPEX	CF	9300000784	8/31/2012	1.13
53401000	AWWSC Labor OPEX	CF	9300000786	8/31/2012	154.84
53401000	AWWSC Labor OPEX	CF	9300000787	8/31/2012	5.54
53401000	AWWSC Labor OPEX	CF	9300000788	8/31/2012	230.28
53401000	AWWSC Labor OPEX	CF	9300000789	8/31/2012	632.03
53401000	AWWSC Labor OPEX	CF	9300000789	8/31/2012	44.82

## Kentucky American Water Company

Case No. 2012-00520

Response to PSC DR1, Item 31

Account	Description	Doc Type	Document Number	Posting Date	Amount
53401000	AWWSC Labor OPEX	CF	9300000790	8/31/2012	1,352.44
53401000	AWWSC Labor OPEX	CF	9300000790	8/31/2012	45.43
53401000	AWWSC Labor OPEX	CF	9300000791	8/31/2012	178.56
53401000	AWWSC Labor OPEX	CF	9300000792	8/31/2012	3,558.55
53401000	AWWSC Labor OPEX	CF	9300000792	8/31/2012	225.07
53401000	AWWSC Labor OPEX	CF	9300000793	8/31/2012	69.58
53401000	AWWSC Labor OPEX	CF	9300000794	8/31/2012	28.78
53401000	AWWSC Labor OPEX	CF	9300000795	8/31/2012	9.60
53401000	AWWSC Labor OPEX	CF	9300000796	8/31/2012	16.82
53401000	AWWSC Labor OPEX	CF	9300000797	8/31/2012	1,380.49
53401000	AWWSC Labor OPEX	CF	9300000798	8/31/2012	72.73
53401000	AWWSC Labor OPEX	CF	9300000799	8/31/2012	31.88
53401000	AWWSC Labor OPEX	CF	9300000800	8/31/2012	1,078.24
53401000	AWWSC Labor OPEX	CF	9300000801	8/31/2012	51.82
53401000	AWWSC Labor OPEX	CF	9300000802	8/31/2012	303.76
53401000	AWWSC Labor OPEX	CF	9300000803	8/31/2012	186.24
53401000	AWWSC Labor OPEX	CF	9300000805	8/31/2012	290.10
53401000	AWWSC Labor OPEX	CF	9300000806	8/31/2012	204.14
53401000	AWWSC Labor OPEX	CF	9300000807	8/31/2012	158.35
53401000	AWWSC Labor OPEX	CF	9300000808	8/31/2012	332.76
53401000	AWWSC Labor OPEX	CF	9300000809	8/31/2012	14.39
53401000	AWWSC Labor OPEX	CF	9300000810	8/31/2012	167.86
53401000	AWWSC Labor OPEX	CF	9300000811	8/31/2012	595.54
53401000	AWWSC Labor OPEX	CF	9300000812	8/31/2012	79.30
53401000	AWWSC Labor OPEX	CF	9300000814	8/31/2012	59.78
53401000	AWWSC Labor OPEX	CF	9300000816	8/31/2012	1,045.32
53401000	AWWSC Labor OPEX	CF	9300000816	8/31/2012	225.11
53401000	AWWSC Labor OPEX	CF	9300000817	8/31/2012	917.72
53401000	AWWSC Labor OPEX	CF	9300000818	8/31/2012	2,885.85
53401000	AWWSC Labor OPEX	CF	9300000818	8/31/2012	91.09
53401000	AWWSC Labor OPEX	CF	9300000819	8/31/2012	110.26
53401000	AWWSC Labor OPEX	CF	9300000824	8/31/2012	142.38
53401000	AWWSC Labor OPEX	CF	9300000824	8/31/2012	180.75
53401000	AWWSC Labor OPEX	CF	9300000830	8/31/2012	993.17
53401000	AWWSC Labor OPEX	CF	9300000831	8/31/2012	1,251.25
53401000	AWWSC Labor OPEX	CF	9300000832	8/31/2012	3,247.37
53401000	AWWSC Labor OPEX	CF	9300000832	8/31/2012	266.98
53401000	AWWSC Labor OPEX	CF	9300000833	8/31/2012	1,261.00
53401000	AWWSC Labor OPEX	CF	9300000833	8/31/2012	25.35
53401000	AWWSC Labor OPEX	CF	9300000834	8/31/2012	961.43
53401000	AWWSC Labor OPEX	CF	9300000834	8/31/2012	138.35
53401000	AWWSC Labor OPEX	CF	9300000835	8/31/2012	1,439.25
53401000	AWWSC Labor OPEX	CF	9300000835	8/31/2012	26.61
53401000	AWWSC Labor OPEX	CF	9300000836	8/31/2012	1,985.66
53401000	AWWSC Labor OPEX	CF	9300000836	8/31/2012	197.31
53401000	AWWSC Labor OPEX	CF	9300000837	8/31/2012	3,232.57
53401000	AWWSC Labor OPEX	CF	9300000838	8/31/2012	1,358.14
53401000	AWWSC Labor OPEX	CF	9300000838	8/31/2012	9.21
53401000	AWWSC Labor OPEX	CF	9300000839	8/31/2012	45.70
53401000	AWWSC Labor OPEX	CF	9300000840	8/31/2012	2,656.54
53401000	AWWSC Labor OPEX	CF	9300000840	8/31/2012	1.19
53401000	AWWSC Labor OPEX	CF	9300000842	8/31/2012	(8,720.36)
53401000	AWWSC Labor OPEX	CF	9300000842	8/31/2012	(1,184.53)

## Kentucky American Water Company

Case No. 2012-00520

Response to PSC DR1, Item 31

Account	Description	Doc Type	Document Number	Posting Date	Amount
53401000	AWWSC Labor OPEX	CF	9300000843	8/31/2012	237.07
53401000	AWWSC Labor OPEX	CF	9300000843	8/31/2012	429.23
53401000	AWWSC Labor OPEX	CF	9300000844	8/31/2012	1,292.03
53401000	AWWSC Labor OPEX	CF	9300000845	8/31/2012	(11,482.46)
53401000	AWWSC Labor OPEX	CF	9300000845	8/31/2012	(65,722.81)
53401000	AWWSC Labor OPEX	CF	9300000846	8/31/2012	1,878.95
53401000	AWWSC Labor OPEX	CF	9300000849	8/31/2012	4,307.31
53401000	AWWSC Labor OPEX	CF	9300000850	8/31/2012	1,650.51
53401000	AWWSC Labor OPEX	CF	9300000851	8/31/2012	490.64
53401000	AWWSC Labor OPEX	CF	9300000852	8/31/2012	1,667.21
53401000	AWWSC Labor OPEX	CF	9300000853	8/31/2012	1,306.72
53401000	AWWSC Labor OPEX	CF	9300000854	8/31/2012	1,869.12
53401000	AWWSC Labor OPEX	CF	9300000854	8/31/2012	124.04
53401000	AWWSC Labor OPEX	CF	9300000855	8/31/2012	1,476.80
53401000	AWWSC Labor OPEX	CF	9300000856	8/31/2012	1,851.49
53401000	AWWSC Labor OPEX	CF	9300000856	8/31/2012	118.78
53401000	AWWSC Labor OPEX	CF	9300000857	8/31/2012	5,378.63
53401000	AWWSC Labor OPEX	CF	9300000857	8/31/2012	191.90
53401000	AWWSC Labor OPEX	CF	9300000859	8/31/2012	854.23
53401000	AWWSC Labor OPEX	CF	9300000859	8/31/2012	50.51
53401000	AWWSC Labor OPEX	CF	9300000860	8/31/2012	1,154.88
53401000	AWWSC Labor OPEX	CF	9300000861	8/31/2012	1,159.39
53401000	AWWSC Labor OPEX	CF	9300000861	8/31/2012	455.34
53401000	AWWSC Labor OPEX	CF	9300000863	8/31/2012	1,004.13
53401000	AWWSC Labor OPEX	CF	9300000863	8/31/2012	187.96
53401000	AWWSC Labor OPEX	CF	9300000865	8/31/2012	698.02
53401000	AWWSC Labor OPEX	CF	9300000865	8/31/2012	182.57
53401000	AWWSC Labor OPEX	CF	9300000866	8/31/2012	61.36
53401000	AWWSC Labor OPEX	CF	9300000867	8/31/2012	1,578.83
53401000	AWWSC Labor OPEX	CF	9300000868	8/31/2012	1,080.86
53401000	AWWSC Labor OPEX	CF	9300000870	8/31/2012	607.85
53401000	AWWSC Labor OPEX	CF	9300000871	8/31/2012	72.07
53401000	AWWSC Labor OPEX	CF	9300000871	8/31/2012	23.24
53401000	AWWSC Labor OPEX	CF	9300000872	8/31/2012	130.22
53401000	AWWSC Labor OPEX	CF	9300000872	8/31/2012	47.28
53401000	AWWSC Labor OPEX	CF	9300000873	8/31/2012	25.10
53401000	AWWSC Labor OPEX	CF	9300000875	8/31/2012	423.63
53401000	AWWSC Labor OPEX	CF	9300000876	8/31/2012	3,898.92
53401000	AWWSC Labor OPEX	CF	9300000877	8/31/2012	2,128.53
53401000	AWWSC Labor OPEX	CF	9300000877	8/31/2012	284.72
53401000	AWWSC Labor OPEX	CF	9300000878	8/31/2012	622.96
53401000	AWWSC Labor OPEX	CF	9300000878	8/31/2012	49.63
53401000	AWWSC Labor OPEX	CF	9300000879	8/31/2012	1,309.74
53401000	AWWSC Labor OPEX	CF	9300000881	8/31/2012	2,198.94
53401000	AWWSC Labor OPEX	CF	9300000881	8/31/2012	2,433.97
53401000	AWWSC Labor OPEX	CF	9300000883	8/31/2012	1,053.21
53401000	AWWSC Labor OPEX	CF	9300000883	8/31/2012	165.09
53401000	AWWSC Labor OPEX	CF	9300000885	8/31/2012	2,336.64
53401000	AWWSC Labor OPEX	CF	9300000885	8/31/2012	178.93
53401000	AWWSC Labor OPEX	CF	9300000886	8/31/2012	322.11
53401000	AWWSC Labor OPEX	CF	9300000889	8/31/2012	5,018.87
53401000	AWWSC Labor OPEX	CF	9300000891	8/31/2012	456.88
53401000	AWWSC Labor OPEX	CF	9300000894	8/31/2012	20.06

## Kentucky American Water Company

Case No. 2012-00520

Response to PSC DR1, Item 31

Account	Description	Doc Type	Document Number	Posting Date	Amount
53401000	AWWSC Labor OPEX	CF	9300000895	8/31/2012	219.36
53401000	AWWSC Labor OPEX	CF	9300000896	8/31/2012	135.60
53401000	AWWSC Labor OPEX	CF	9300000897	8/31/2012	1.20
53401000	AWWSC Labor OPEX	CF	9300000898	8/31/2012	32.86
53401000	AWWSC Labor OPEX	CF	9300000899	8/31/2012	236.23
53401000	AWWSC Labor OPEX	CF	9300000900	8/31/2012	55.58
53401000	AWWSC Labor OPEX	CF	9300000903	8/31/2012	1,687.06
53401000	AWWSC Labor OPEX	CF	9300000903	8/31/2012	248.08
53401000	AWWSC Labor OPEX	CF	9300000905	8/31/2012	1,468.88
53401000	AWWSC Labor OPEX	CF	9300000906	8/31/2012	1,362.22
53401000	AWWSC Labor OPEX	CF	9300000906	8/31/2012	80.90
53401000	AWWSC Labor OPEX	CF	9300000907	8/31/2012	292.10
53401000	AWWSC Labor OPEX	CF	9300000907	8/31/2012	2,698.05
53401000	AWWSC Labor OPEX	CF	9300000908	8/31/2012	175.23
53401000	AWWSC Labor OPEX	CF	9300000909	8/31/2012	1,216.46
53401000	AWWSC Labor OPEX	CF	9300000910	8/31/2012	2,480.64
53401000	AWWSC Labor OPEX	CF	9300000914	8/31/2012	1,392.68
53401000	AWWSC Labor OPEX	CF	9300000914	8/31/2012	694.23
53401000	AWWSC Labor OPEX	CF	9300000916	8/31/2012	1,195.11
53401000	AWWSC Labor OPEX	CF	9300000916	8/31/2012	176.72
53401000	AWWSC Labor OPEX	CF	9300000917	8/31/2012	2,763.46
53401000	AWWSC Labor OPEX	CF	9300000917	8/31/2012	410.69
53401000	AWWSC Labor OPEX	CF	9300000918	8/31/2012	3,596.22
53401000	AWWSC Labor OPEX	CF	9300000918	8/31/2012	2.68
53401000	AWWSC Labor OPEX	CF	9300000920	8/31/2012	1,328.29
53401000	AWWSC Labor OPEX	CF	9300000920	8/31/2012	192.09
53401000	AWWSC Labor OPEX	CF	9300000921	8/31/2012	265.45
53401000	AWWSC Labor OPEX	CF	9300000922	8/31/2012	460.37
53401000	AWWSC Labor OPEX	CF	9300000922	8/31/2012	49.15
53401000	AWWSC Labor OPEX	CF	9300000923	8/31/2012	22.64
53401000	AWWSC Labor OPEX	CF	9300000923	8/31/2012	46.23
53401000	AWWSC Labor OPEX	CF	9300000924	8/31/2012	5,735.31
53401000	AWWSC Labor OPEX	CF	9300000924	8/31/2012	1,896.76
53401000	AWWSC Labor OPEX	CF	9300000925	8/31/2012	6,627.64
53401000	AWWSC Labor OPEX	CF	9300000925	8/31/2012	267.51
53401000	AWWSC Labor OPEX	CF	9300000926	8/31/2012	126.35
53401000	AWWSC Labor OPEX	CF	9300000927	8/31/2012	446.74
53401000	AWWSC Labor OPEX	CF	9300000929	8/31/2012	12,177.00
53401000	AWWSC Labor OPEX	CF	9300000930	8/31/2012	50.10
53401000	AWWSC Labor OPEX	CF	9300000931	8/31/2012	57.04
53401000	AWWSC Labor OPEX	CF	9300000933	8/31/2012	1,310.12
53401000	AWWSC Labor OPEX	CF	9300000934	8/31/2012	39,670.63
53401000	AWWSC Labor OPEX	CF	9300000934	8/31/2012	9,526.63
53401000	AWWSC Labor OPEX	CF	9300000935	8/31/2012	2.18
53401000	AWWSC Labor OPEX	CF	9300000936	8/31/2012	137.48
53401000	AWWSC Labor OPEX	CF	9300000937	8/31/2012	14.30
53401000	AWWSC Labor OPEX	CF	9300000938	8/31/2012	217.25
53401000	AWWSC Labor OPEX	CF	9300000939	8/31/2012	206.00
53401000	AWWSC Labor OPEX	CF	9300000940	8/31/2012	117.18
53401000	AWWSC Labor OPEX	CF	9300000941	8/31/2012	77.36
53401000	AWWSC Labor OPEX	CF	9300000942	8/31/2012	718.61
53401000	AWWSC Labor OPEX	CF	9300000943	8/31/2012	126.34
53401000	AWWSC Labor OPEX	CF	9300000944	8/31/2012	64.20

## Kentucky American Water Company

Case No. 2012-00520

Response to PSC DR1, Item 31

Account	Description	Doc Type	Document Number	Posting Date	Amount
53401000	AWWSC Labor OPEX	CF	9300000946	8/31/2012	1,708.80
53401000	AWWSC Labor OPEX	CF	9300000951	8/31/2012	557.52
53401000	AWWSC Labor OPEX	CF	9300000952	8/31/2012	1,658.46
53401000	AWWSC Labor OPEX	CF	9300000954	8/31/2012	1,171.37
53401000	AWWSC Labor OPEX	CF	9300000954	8/31/2012	0.73
53401000	AWWSC Labor OPEX	CF	9300000955	8/31/2012	499.90
53401000	AWWSC Labor OPEX	CF	9300000956	8/31/2012	1,024.02
53401000	AWWSC Labor OPEX	CF	9300000957	8/31/2012	252.01
53401000	AWWSC Labor OPEX	CF	9300000959	8/31/2012	8.56
53401000	AWWSC Labor OPEX	CF	9300000961	8/31/2012	(33,800.17)
53401000	AWWSC Labor OPEX	CF	9300000961	8/31/2012	(9,498.52)
53401000	AWWSC Labor OPEX	CF	9300000962	8/31/2012	2,439.49
53401000	AWWSC Labor OPEX	CF	9300000962	8/31/2012	319.54
53401000	AWWSC Labor OPEX	CF	9300000964	8/31/2012	2,413.13
53401000	AWWSC Labor OPEX	CF	9300000964	8/31/2012	20.78
53401000	AWWSC Labor OPEX	CF	9300000966	8/31/2012	3,407.69
53401000	AWWSC Labor OPEX	CF	9300000966	8/31/2012	49.13
53401000	AWWSC Labor OPEX	CF	9300000967	8/31/2012	3,241.98
53401000	AWWSC Labor OPEX	CF	9300000967	8/31/2012	158.80
53401000	AWWSC Labor OPEX	CF	9300000968	8/31/2012	3,048.42
53401000	AWWSC Labor OPEX	CF	9300000968	8/31/2012	2,109.30
53401000	AWWSC Labor OPEX	CF	9300000970	8/31/2012	1,010.37
53401000	AWWSC Labor OPEX	CF	9300000971	8/31/2012	741.60
53401000	AWWSC Labor OPEX	CF	9300000973	8/31/2012	639.49
53401000	AWWSC Labor OPEX	CF	9300000974	8/31/2012	2,417.34
53401000	AWWSC Labor OPEX	CF	9300000975	8/31/2012	2,046.68
53401000	AWWSC Labor OPEX	CF	9300000977	8/31/2012	2,951.53
53401000	AWWSC Labor OPEX	CF	9300000977	8/31/2012	5.07
53401000	AWWSC Labor OPEX	CF	9300000978	8/31/2012	974.74
53401000	AWWSC Labor OPEX	CF	9300000979	8/31/2012	911.12
53401000	AWWSC Labor OPEX	CF	9300000980	8/31/2012	1,142.88
53401000	AWWSC Labor OPEX	CF	9300000981	8/31/2012	89.15
53401000	AWWSC Labor OPEX	CF	9300000982	8/31/2012	5,915.83
53401000	AWWSC Labor OPEX	CF	9300000982	8/31/2012	24.36
53401000	AWWSC Labor OPEX	CF	9300000983	8/31/2012	1,154.00
53401000	AWWSC Labor OPEX	CF	9300000984	8/31/2012	376.16
53401000	AWWSC Labor OPEX	CF	9300000985	8/31/2012	9,328.62
53401000	AWWSC Labor OPEX	CF	9300000986	8/31/2012	5,901.52
53401000	AWWSC Labor OPEX	CF	9300000987	8/31/2012	7,340.17
53401000	AWWSC Labor OPEX	CF	9300000988	8/31/2012	7,835.28
53401000	AWWSC Labor OPEX	CF	9300000990	8/31/2012	473.39
53401000	AWWSC Labor OPEX	CF	9300000990	8/31/2012	34.90
53401000	AWWSC Labor OPEX	CF	9300000991	8/31/2012	7.53
53401000	AWWSC Labor OPEX	CF	9300000992	8/31/2012	3,953.88
53401000	AWWSC Labor OPEX	CF	9300000993	8/31/2012	2,633.57
53401000	AWWSC Labor OPEX	CF	9300000994	8/31/2012	4,758.12
53401000	AWWSC Labor OPEX	CF	9300000995	8/31/2012	497.62
53401000	AWWSC Labor OPEX	CF	9300000996	8/31/2012	6,301.32
53401000	AWWSC Labor OPEX	CF	9300000997	8/31/2012	5,160.48
53401000	AWWSC Labor OPEX	CF	9300000998	8/31/2012	10.23
53401000	AWWSC Labor OPEX	CF	9300000999	8/31/2012	92.06
53401000	AWWSC Labor OPEX	CF	9300001000	8/31/2012	1,552.76
53401000	AWWSC Labor OPEX	CF	9300001001	8/31/2012	819.52

## Kentucky American Water Company

Case No. 2012-00520

Response to PSC DR1, Item 31

Account	Description	Doc Type	Document Number	Posting Date	Amount
53401000	AWWSC Labor OPEX	CF	9300001002	8/31/2012	94.80
53401000	AWWSC Labor OPEX	CF	9300001003	8/31/2012	222.24
53401000	AWWSC Labor OPEX	CF	9300001165	8/31/2012	216.58
53401000	AWWSC Labor OPEX	CF	9300001165	8/31/2012	3.33
53401000	AWWSC Labor OPEX	CF	9300001165	8/31/2012	1.28
53401000	AWWSC Labor OPEX	CF	9300001166	8/31/2012	244.57
53401000	AWWSC Labor OPEX	CF	9300001166	8/31/2012	5.35
53401000	AWWSC Labor OPEX	CF	9300001166	8/31/2012	380.02
53401000	AWWSC Labor OPEX	CF	9300001166	8/31/2012	187.54
53401000	AWWSC Labor OPEX	CF	9300001166	8/31/2012	11.55
53401000	AWWSC Labor OPEX	CF	9300001166	8/31/2012	112.59
53401000	AWWSC Labor OPEX	CF	9300001166	8/31/2012	35.67
53401000	AWWSC Labor OPEX	CF	9300001167	8/31/2012	399.09
53401000	AWWSC Labor OPEX	CF	9300001167	8/31/2012	99.48
53401000	AWWSC Labor OPEX	CF	9300001167	8/31/2012	213.66
53401000	AWWSC Labor OPEX	CF	9300001167	8/31/2012	10.49
53401000	AWWSC Labor OPEX	CF	9300001168	8/31/2012	187.55
53401000	AWWSC Labor OPEX	CF	9300001168	8/31/2012	587.08
53401000	AWWSC Labor OPEX	CF	9300001168	8/31/2012	9.89
53401000	AWWSC Labor OPEX	CF	9300001168	8/31/2012	16.98
53401000	AWWSC Labor OPEX	CF	9300001169	8/31/2012	188.62
53401000	AWWSC Labor OPEX	CF	9300001169	8/31/2012	175.04
53401000	AWWSC Labor OPEX	CF	9300001169	8/31/2012	55.87
53401000	AWWSC Labor OPEX	CF	9300001169	8/31/2012	3.80
53401000	AWWSC Labor OPEX	CF	9300001169	8/31/2012	26.16
53401000	AWWSC Labor OPEX	CF	9300001170	8/31/2012	264.50
53401000	AWWSC Labor OPEX	CF	9300001170	8/31/2012	3.31
53401000	AWWSC Labor OPEX	CF	9300001170	8/31/2012	1,737.53
53401000	AWWSC Labor OPEX	CF	9300001171	8/31/2012	253.07
53401000	AWWSC Labor OPEX	CF	9300001171	8/31/2012	1,265.71
53401000	AWWSC Labor OPEX	CF	9300001171	8/31/2012	11.71
53401000	AWWSC Labor OPEX	CF	9300001171	8/31/2012	15.09
53401000	AWWSC Labor OPEX	CF	9300001171	8/31/2012	106.10
53401000	AWWSC Labor OPEX	CF	9300001171	8/31/2012	57.74
53401000	AWWSC Labor OPEX	CF	9300001172	8/31/2012	604.85
53401000	AWWSC Labor OPEX	CF	9300001172	8/31/2012	85.44
53401000	AWWSC Labor OPEX	CF	9300001172	8/31/2012	115.29
53401000	AWWSC Labor OPEX	CF	9300001172	8/31/2012	5.73
53401000	AWWSC Labor OPEX	CF	9300001172	8/31/2012	1,002.44
53401000	AWWSC Labor OPEX	CF	9300001172	8/31/2012	27.29
53401000	AWWSC Labor OPEX	CF	9300001173	8/31/2012	274.32
53401000	AWWSC Labor OPEX	CF	9300001173	8/31/2012	493.04
53401000	AWWSC Labor OPEX	CF	9300001174	8/31/2012	1,065.89
53401000	AWWSC Labor OPEX	CF	9300001174	8/31/2012	17.44
53401000	AWWSC Labor OPEX	CF	9300001174	8/31/2012	1,010.37
53401000	AWWSC Labor OPEX	CF	9300001174	8/31/2012	2,619.12
53401000	AWWSC Labor OPEX	CF	9300001175	8/31/2012	1,325.30
53401000	AWWSC Labor OPEX	CF	9300001175	8/31/2012	1,260.63
53401000	AWWSC Labor OPEX	CF	9300001175	8/31/2012	11.68
53401000	AWWSC Labor OPEX	CF	9300001175	8/31/2012	1,147.20
53401000	AWWSC Labor OPEX	CF	9300001176	8/31/2012	827.92
53401000	AWWSC Labor OPEX	CF	9300001176	8/31/2012	77.44
53401000	AWWSC Labor OPEX	CF	9300001176	8/31/2012	303.85

## Kentucky American Water Company

Case No. 2012-00520

Response to PSC DR1, Item 31

Account	Description	Doc Type	Document Number	Posting Date	Amount
53401000	AWWSC Labor OPEX	CF	9300001176	8/31/2012	202.03
53401000	AWWSC Labor OPEX	CF	9300001176	8/31/2012	1.32
53401000	AWWSC Labor OPEX	CF	9300001176	8/31/2012	205.64
53401000	AWWSC Labor OPEX	CF	9300001176	8/31/2012	14.32
53401000	AWWSC Labor OPEX	CF	9300001177	8/31/2012	445.53
53401000	AWWSC Labor OPEX	CF	9300001177	8/31/2012	584.93
53401000	AWWSC Labor OPEX	CF	9300001177	8/31/2012	2.89
53401000	AWWSC Labor OPEX	CF	9300001178	8/31/2012	629.61
53401000	AWWSC Labor OPEX	CF	9300001178	8/31/2012	5.16
53401000	AWWSC Labor OPEX	CF	9300001178	8/31/2012	45.71
53401000	AWWSC Labor OPEX	CF	9300001178	8/31/2012	513.39
53401000	AWWSC Labor OPEX	CF	9300001178	8/31/2012	464.01
53401000	AWWSC Labor OPEX	CF	9300001179	8/31/2012	539.94
53401000	AWWSC Labor OPEX	CF	9300001179	8/31/2012	57.59
53401000	AWWSC Labor OPEX	CF	9300001179	8/31/2012	414.32
53401000	AWWSC Labor OPEX	CF	9300001179	8/31/2012	264.77
53401000	AWWSC Labor OPEX	CF	9300001179	8/31/2012	2,372.87
53401000	AWWSC Labor OPEX	CF	9300001180	8/31/2012	1,069.98
53401000	AWWSC Labor OPEX	CF	9300001180	8/31/2012	46.56
53401000	AWWSC Labor OPEX	CF	9300001180	8/31/2012	39.89
53401000	AWWSC Labor OPEX	CF	9300001181	8/31/2012	119.33
53401000	AWWSC Labor OPEX	CF	9300001181	8/31/2012	96.70
53401000	AWWSC Labor OPEX	CF	9300001181	8/31/2012	5.11
53401000	AWWSC Labor OPEX	CF	9300001181	8/31/2012	5.11
53401000	AWWSC Labor OPEX	CF	9300001181	8/31/2012	287.41
53401000	AWWSC Labor OPEX	CF	9300001181	8/31/2012	186.35
53401000	AWWSC Labor OPEX	CF	9300001181	8/31/2012	591.89
53401000	AWWSC Labor OPEX	CF	9300001182	8/31/2012	278.03
53401000	AWWSC Labor OPEX	CF	9300001182	8/31/2012	81.46
53401000	AWWSC Labor OPEX	CF	9300001182	8/31/2012	192.50
53401000	AWWSC Labor OPEX	CF	9300001182	8/31/2012	125.06
53401000	AWWSC Labor OPEX	CF	9300001182	8/31/2012	1.17
53401000	AWWSC Labor OPEX	CF	9300001183	8/31/2012	1,242.58
53401000	AWWSC Labor OPEX	CF	9300001183	8/31/2012	147.77
53401000	AWWSC Labor OPEX	CF	9300001183	8/31/2012	136.20
53401000	AWWSC Labor OPEX	CF	9300001183	8/31/2012	58.35
53401000	AWWSC Labor OPEX	CF	9300001183	8/31/2012	8.84
53401000	AWWSC Labor OPEX	CF	9300001183	8/31/2012	3,319.32
53401000	AWWSC Labor OPEX	CF	9300001183	8/31/2012	147.72
53401000	AWWSC Labor OPEX	CF	9300001184	8/31/2012	11.94
53401000	AWWSC Labor OPEX	CF	9300001184	8/31/2012	731.82
53401000	AWWSC Labor OPEX	CF	9300001184	8/31/2012	30.89
53401000	AWWSC Labor OPEX	CF	9300001184	8/31/2012	3,401.92
53401000	AWWSC Labor OPEX	CF	9300001184	8/31/2012	19.69
53401000	AWWSC Labor OPEX	CF	9300001184	8/31/2012	144.04
53401000	AWWSC Labor OPEX	CF	9300001184	8/31/2012	587.53
53401000	AWWSC Labor OPEX	CF	9300001185	8/31/2012	1,384.20
53401000	AWWSC Labor OPEX	CF	9300001185	8/31/2012	(3.56)
53401000	AWWSC Labor OPEX	CF	9300001185	8/31/2012	383.78
53401000	AWWSC Labor OPEX	CF	9300001185	8/31/2012	154.61
53401000	AWWSC Labor OPEX	CF	9300001185	8/31/2012	42.70
53401000	AWWSC Labor OPEX	CF	9300001186	8/31/2012	56.66
53401000	AWWSC Labor OPEX	CF	9300001186	8/31/2012	172.15

Kentucky American Water Company  
Case No. 2012-00520  
Response to PSC DR1, Item 31

Account	Description	Doc Type	Document Number	Posting Date	Amount
53401000	AWWSC Labor OPEX	CF	9300001186	8/31/2012	1.83
53401000	AWWSC Labor OPEX	CF	9300001186	8/31/2012	17.20
53401000	AWWSC Labor OPEX	CF	9300001186	8/31/2012	23.31
53401000	AWWSC Labor OPEX	CF	9300001186	8/31/2012	1.01
53401100	AWWSC Pension OPEX	CF	9300000524	8/31/2012	1,552.00
53401100	AWWSC Pension OPEX	CF	9300000842	8/31/2012	(1,552.00)
53401100	AWWSC Pension OPEX	CF	9300000934	8/31/2012	7,573.73
53401100	AWWSC Pension OPEX	CF	9300000961	8/31/2012	(7,573.73)
53401100	AWWSC Pension OPEX	CF	9300001165	8/31/2012	379.78
53401100	AWWSC Pension OPEX	CF	9300001165	8/31/2012	188.91
53401100	AWWSC Pension OPEX	CF	9300001165	8/31/2012	188.02
53401100	AWWSC Pension OPEX	CF	9300001166	8/31/2012	131.95
53401100	AWWSC Pension OPEX	CF	9300001166	8/31/2012	253.16
53401100	AWWSC Pension OPEX	CF	9300001166	8/31/2012	439.27
53401100	AWWSC Pension OPEX	CF	9300001166	8/31/2012	323.05
53401100	AWWSC Pension OPEX	CF	9300001167	8/31/2012	428.98
53401100	AWWSC Pension OPEX	CF	9300001167	8/31/2012	91.18
53401100	AWWSC Pension OPEX	CF	9300001167	8/31/2012	84.95
53401100	AWWSC Pension OPEX	CF	9300001167	8/31/2012	57.01
53401100	AWWSC Pension OPEX	CF	9300001167	8/31/2012	196.19
53401100	AWWSC Pension OPEX	CF	9300001168	8/31/2012	504.16
53401100	AWWSC Pension OPEX	CF	9300001168	8/31/2012	237.19
53401100	AWWSC Pension OPEX	CF	9300001168	8/31/2012	306.03
53401100	AWWSC Pension OPEX	CF	9300001169	8/31/2012	263.07
53401100	AWWSC Pension OPEX	CF	9300001169	8/31/2012	123.30
53401100	AWWSC Pension OPEX	CF	9300001169	8/31/2012	131.64
53401100	AWWSC Pension OPEX	CF	9300001169	8/31/2012	621.73
53401100	AWWSC Pension OPEX	CF	9300001170	8/31/2012	49.64
53401100	AWWSC Pension OPEX	CF	9300001170	8/31/2012	702.26
53401100	AWWSC Pension OPEX	CF	9300001170	8/31/2012	107.18
53401100	AWWSC Pension OPEX	CF	9300001170	8/31/2012	1,049.58
53401100	AWWSC Pension OPEX	CF	9300001171	8/31/2012	100.40
53401100	AWWSC Pension OPEX	CF	9300001171	8/31/2012	70.88
53401100	AWWSC Pension OPEX	CF	9300001172	8/31/2012	3,677.76
53401100	AWWSC Pension OPEX	CF	9300001172	8/31/2012	247.57
53401100	AWWSC Pension OPEX	CF	9300001173	8/31/2012	537.63
53401100	AWWSC Pension OPEX	CF	9300001173	8/31/2012	87.81
53401100	AWWSC Pension OPEX	CF	9300001173	8/31/2012	723.36
53401100	AWWSC Pension OPEX	CF	9300001174	8/31/2012	1,167.55
53401100	AWWSC Pension OPEX	CF	9300001174	8/31/2012	600.19
53401100	AWWSC Pension OPEX	CF	9300001174	8/31/2012	297.16
53401100	AWWSC Pension OPEX	CF	9300001175	8/31/2012	473.48
53401100	AWWSC Pension OPEX	CF	9300001175	8/31/2012	491.05
53401100	AWWSC Pension OPEX	CF	9300001175	8/31/2012	379.57
53401100	AWWSC Pension OPEX	CF	9300001175	8/31/2012	234.14
53401100	AWWSC Pension OPEX	CF	9300001175	8/31/2012	673.05
53401100	AWWSC Pension OPEX	CF	9300001176	8/31/2012	2,455.62
53401100	AWWSC Pension OPEX	CF	9300001176	8/31/2012	3,631.63
53401100	AWWSC Pension OPEX	CF	9300001176	8/31/2012	550.75
53401100	AWWSC Pension OPEX	CF	9300001176	8/31/2012	289.06
53401100	AWWSC Pension OPEX	CF	9300001176	8/31/2012	733.37
53401100	AWWSC Pension OPEX	CF	9300001177	8/31/2012	958.32
53401100	AWWSC Pension OPEX	CF	9300001177	8/31/2012	694.27



Kentucky American Water Company  
Case No. 2012-00520  
Response to PSC DR1, Item 31

Account	Description	Doc Type	Document Number	Posting Date	Amount
53401100	AWWSC Pension OPEX	CF	9300001177	8/31/2012	130.42
53401100	AWWSC Pension OPEX	CF	9300001177	8/31/2012	41.76
53401100	AWWSC Pension OPEX	CF	9300001177	8/31/2012	167.37
53401100	AWWSC Pension OPEX	CF	9300001177	8/31/2012	242.15
53401100	AWWSC Pension OPEX	CF	9300001178	8/31/2012	2,413.84
53401100	AWWSC Pension OPEX	CF	9300001178	8/31/2012	363.16
53401100	AWWSC Pension OPEX	CF	9300001178	8/31/2012	143.03
53401100	AWWSC Pension OPEX	CF	9300001178	8/31/2012	275.64
53401100	AWWSC Pension OPEX	CF	9300001178	8/31/2012	52.84
53401100	AWWSC Pension OPEX	CF	9300001179	8/31/2012	107.39
53401100	AWWSC Pension OPEX	CF	9300001179	8/31/2012	273.63
53401100	AWWSC Pension OPEX	CF	9300001179	8/31/2012	214.98
53401100	AWWSC Pension OPEX	CF	9300001180	8/31/2012	73.94
53401100	AWWSC Pension OPEX	CF	9300001180	8/31/2012	122.60
53401100	AWWSC Pension OPEX	CF	9300001180	8/31/2012	48.47
53401100	AWWSC Pension OPEX	CF	9300001180	8/31/2012	117.21
53401100	AWWSC Pension OPEX	CF	9300001180	8/31/2012	131.18
53401100	AWWSC Pension OPEX	CF	9300001181	8/31/2012	250.17
53401100	AWWSC Pension OPEX	CF	9300001181	8/31/2012	178.39
53401100	AWWSC Pension OPEX	CF	9300001181	8/31/2012	61.00
53401100	AWWSC Pension OPEX	CF	9300001182	8/31/2012	81.28
53401100	AWWSC Pension OPEX	CF	9300001182	8/31/2012	284.90
53401100	AWWSC Pension OPEX	CF	9300001182	8/31/2012	149.42
53401100	AWWSC Pension OPEX	CF	9300001182	8/31/2012	120.85
53401100	AWWSC Pension OPEX	CF	9300001182	8/31/2012	122.33
53401100	AWWSC Pension OPEX	CF	9300001183	8/31/2012	293.86
53401100	AWWSC Pension OPEX	CF	9300001183	8/31/2012	93.92
53401100	AWWSC Pension OPEX	CF	9300001183	8/31/2012	143.47
53401100	AWWSC Pension OPEX	CF	9300001184	8/31/2012	1,106.84
53401100	AWWSC Pension OPEX	CF	9300001184	8/31/2012	537.52
53401100	AWWSC Pension OPEX	CF	9300001184	8/31/2012	1,019.30
53401100	AWWSC Pension OPEX	CF	9300001185	8/31/2012	1,853.95
53401100	AWWSC Pension OPEX	CF	9300001185	8/31/2012	897.70
53401100	AWWSC Pension OPEX	CF	9300001185	8/31/2012	717.39
53401100	AWWSC Pension OPEX	CF	9300001185	8/31/2012	698.34
53401100	AWWSC Pension OPEX	CF	9300001185	8/31/2012	1,965.93
53401100	AWWSC Pension OPEX	CF	9300001186	8/31/2012	22.66
53401100	AWWSC Pension OPEX	CF	9300001186	8/31/2012	47.09
53401100	AWWSC Pension OPEX	CF	9300001186	8/31/2012	19.47
53401100	AWWSC Pension OPEX	CF	9300001186	8/31/2012	13.85
53401100	AWWSC Pension OPEX	CF	9300001186	8/31/2012	15.11
53401100	AWWSC Pension OPEX	CF	9300001187	8/31/2012	46.20
53401100	AWWSC Pension OPEX	CF	9300001187	8/31/2012	18.07
53401200	AWWSC Group Ins OPEX	CF	9300000519	8/31/2012	0.37
53401200	AWWSC Group Ins OPEX	CF	9300000520	8/31/2012	0.22
53401200	AWWSC Group Ins OPEX	CF	9300000521	8/31/2012	2.31
53401200	AWWSC Group Ins OPEX	CF	9300000522	8/31/2012	0.43
53401200	AWWSC Group Ins OPEX	CF	9300000523	8/31/2012	0.43
53401200	AWWSC Group Ins OPEX	CF	9300000524	8/31/2012	1,116.91
53401200	AWWSC Group Ins OPEX	CF	9300000525	8/31/2012	(5.32)
53401200	AWWSC Group Ins OPEX	CF	9300000526	8/31/2012	(5.74)
53401200	AWWSC Group Ins OPEX	CF	9300000527	8/31/2012	(11.58)
53401200	AWWSC Group Ins OPEX	CF	9300000528	8/31/2012	(10.32)

## Kentucky American Water Company

Case No. 2012-00520

Response to PSC DR1, Item 31

Account	Description	Doc Type	Document Number	Posting Date	Amount
53401200	AWWSC Group Ins OPEX	CF	9300000529	8/31/2012	(10.57)
53401200	AWWSC Group Ins OPEX	CF	9300000531	8/31/2012	3.87
53401200	AWWSC Group Ins OPEX	CF	9300000738	8/31/2012	67.90
53401200	AWWSC Group Ins OPEX	CF	9300000739	8/31/2012	5.74
53401200	AWWSC Group Ins OPEX	CF	9300000740	8/31/2012	126.01
53401200	AWWSC Group Ins OPEX	CF	9300000741	8/31/2012	6.64
53401200	AWWSC Group Ins OPEX	CF	9300000742	8/31/2012	58.24
53401200	AWWSC Group Ins OPEX	CF	9300000743	8/31/2012	527.04
53401200	AWWSC Group Ins OPEX	CF	9300000744	8/31/2012	331.18
53401200	AWWSC Group Ins OPEX	CF	9300000745	8/31/2012	333.39
53401200	AWWSC Group Ins OPEX	CF	9300000746	8/31/2012	523.81
53401200	AWWSC Group Ins OPEX	CF	9300000747	8/31/2012	1,164.43
53401200	AWWSC Group Ins OPEX	CF	9300000748	8/31/2012	3,852.28
53401200	AWWSC Group Ins OPEX	CF	9300000749	8/31/2012	54.25
53401200	AWWSC Group Ins OPEX	CF	9300000750	8/31/2012	312.62
53401200	AWWSC Group Ins OPEX	CF	9300000751	8/31/2012	48.49
53401200	AWWSC Group Ins OPEX	CF	9300000752	8/31/2012	1.71
53401200	AWWSC Group Ins OPEX	CF	9300000753	8/31/2012	222.62
53401200	AWWSC Group Ins OPEX	CF	9300000754	8/31/2012	1.60
53401200	AWWSC Group Ins OPEX	CF	9300000755	8/31/2012	8.82
53401200	AWWSC Group Ins OPEX	CF	9300000756	8/31/2012	47.14
53401200	AWWSC Group Ins OPEX	CF	9300000758	8/31/2012	4.28
53401200	AWWSC Group Ins OPEX	CF	9300000759	8/31/2012	8,240.51
53401200	AWWSC Group Ins OPEX	CF	9300000760	8/31/2012	2.64
53401200	AWWSC Group Ins OPEX	CF	9300000761	8/31/2012	103.18
53401200	AWWSC Group Ins OPEX	CF	9300000762	8/31/2012	6,584.78
53401200	AWWSC Group Ins OPEX	CF	9300000763	8/31/2012	113.45
53401200	AWWSC Group Ins OPEX	CF	9300000764	8/31/2012	72.40
53401200	AWWSC Group Ins OPEX	CF	9300000765	8/31/2012	64.63
53401200	AWWSC Group Ins OPEX	CF	9300000771	8/31/2012	4.13
53401200	AWWSC Group Ins OPEX	CF	9300000772	8/31/2012	554.64
53401200	AWWSC Group Ins OPEX	CF	9300000773	8/31/2012	149.69
53401200	AWWSC Group Ins OPEX	CF	9300000774	8/31/2012	61.70
53401200	AWWSC Group Ins OPEX	CF	9300000775	8/31/2012	108.86
53401200	AWWSC Group Ins OPEX	CF	9300000776	8/31/2012	6.60
53401200	AWWSC Group Ins OPEX	CF	9300000778	8/31/2012	278.07
53401200	AWWSC Group Ins OPEX	CF	9300000780	8/31/2012	60.62
53401200	AWWSC Group Ins OPEX	CF	9300000781	8/31/2012	84.90
53401200	AWWSC Group Ins OPEX	CF	9300000782	8/31/2012	69.87
53401200	AWWSC Group Ins OPEX	CF	9300000783	8/31/2012	57.41
53401200	AWWSC Group Ins OPEX	CF	9300000786	8/31/2012	24.03
53401200	AWWSC Group Ins OPEX	CF	9300000788	8/31/2012	14.36
53401200	AWWSC Group Ins OPEX	CF	9300000789	8/31/2012	62.30
53401200	AWWSC Group Ins OPEX	CF	9300000790	8/31/2012	133.16
53401200	AWWSC Group Ins OPEX	CF	9300000791	8/31/2012	30.10
53401200	AWWSC Group Ins OPEX	CF	9300000792	8/31/2012	281.48
53401200	AWWSC Group Ins OPEX	CF	9300000793	8/31/2012	0.53
53401200	AWWSC Group Ins OPEX	CF	9300000794	8/31/2012	2.89
53401200	AWWSC Group Ins OPEX	CF	9300000795	8/31/2012	0.96
53401200	AWWSC Group Ins OPEX	CF	9300000796	8/31/2012	1.74
53401200	AWWSC Group Ins OPEX	CF	9300000797	8/31/2012	120.06
53401200	AWWSC Group Ins OPEX	CF	9300000798	8/31/2012	9.37
53401200	AWWSC Group Ins OPEX	CF	9300000799	8/31/2012	0.35

## Kentucky American Water Company

Case No. 2012-00520

Response to PSC DR1, Item 31

Account	Description	Doc Type	Document Number	Posting Date	Amount
53401200	AWWSC Group Ins OPEX	CF	9300000800	8/31/2012	146.43
53401200	AWWSC Group Ins OPEX	CF	9300000802	8/31/2012	42.35
53401200	AWWSC Group Ins OPEX	CF	9300000803	8/31/2012	21.40
53401200	AWWSC Group Ins OPEX	CF	9300000805	8/31/2012	33.27
53401200	AWWSC Group Ins OPEX	CF	9300000806	8/31/2012	32.70
53401200	AWWSC Group Ins OPEX	CF	9300000807	8/31/2012	20.79
53401200	AWWSC Group Ins OPEX	CF	9300000808	8/31/2012	37.09
53401200	AWWSC Group Ins OPEX	CF	9300000809	8/31/2012	1.30
53401200	AWWSC Group Ins OPEX	CF	9300000810	8/31/2012	16.88
53401200	AWWSC Group Ins OPEX	CF	9300000811	8/31/2012	103.72
53401200	AWWSC Group Ins OPEX	CF	9300000812	8/31/2012	10.48
53401200	AWWSC Group Ins OPEX	CF	9300000814	8/31/2012	1.20
53401200	AWWSC Group Ins OPEX	CF	9300000816	8/31/2012	70.60
53401200	AWWSC Group Ins OPEX	CF	9300000817	8/31/2012	54.22
53401200	AWWSC Group Ins OPEX	CF	9300000818	8/31/2012	516.77
53401200	AWWSC Group Ins OPEX	CF	9300000819	8/31/2012	20.59
53401200	AWWSC Group Ins OPEX	CF	9300000824	8/31/2012	28.73
53401200	AWWSC Group Ins OPEX	CF	9300000830	8/31/2012	153.92
53401200	AWWSC Group Ins OPEX	CF	9300000831	8/31/2012	150.98
53401200	AWWSC Group Ins OPEX	CF	9300000832	8/31/2012	593.43
53401200	AWWSC Group Ins OPEX	CF	9300000833	8/31/2012	127.29
53401200	AWWSC Group Ins OPEX	CF	9300000834	8/31/2012	156.90
53401200	AWWSC Group Ins OPEX	CF	9300000835	8/31/2012	252.78
53401200	AWWSC Group Ins OPEX	CF	9300000836	8/31/2012	306.29
53401200	AWWSC Group Ins OPEX	CF	9300000837	8/31/2012	364.93
53401200	AWWSC Group Ins OPEX	CF	9300000838	8/31/2012	119.04
53401200	AWWSC Group Ins OPEX	CF	9300000839	8/31/2012	4.15
53401200	AWWSC Group Ins OPEX	CF	9300000840	8/31/2012	338.41
53401200	AWWSC Group Ins OPEX	CF	9300000842	8/31/2012	(1,116.91)
53401200	AWWSC Group Ins OPEX	CF	9300000843	8/31/2012	23.76
53401200	AWWSC Group Ins OPEX	CF	9300000844	8/31/2012	249.15
53401200	AWWSC Group Ins OPEX	CF	9300000845	8/31/2012	43.53
53401200	AWWSC Group Ins OPEX	CF	9300000846	8/31/2012	162.46
53401200	AWWSC Group Ins OPEX	CF	9300000849	8/31/2012	370.40
53401200	AWWSC Group Ins OPEX	CF	9300000850	8/31/2012	125.68
53401200	AWWSC Group Ins OPEX	CF	9300000851	8/31/2012	40.36
53401200	AWWSC Group Ins OPEX	CF	9300000852	8/31/2012	225.18
53401200	AWWSC Group Ins OPEX	CF	9300000853	8/31/2012	124.37
53401200	AWWSC Group Ins OPEX	CF	9300000854	8/31/2012	174.06
53401200	AWWSC Group Ins OPEX	CF	9300000855	8/31/2012	208.67
53401200	AWWSC Group Ins OPEX	CF	9300000856	8/31/2012	215.08
53401200	AWWSC Group Ins OPEX	CF	9300000857	8/31/2012	723.57
53401200	AWWSC Group Ins OPEX	CF	9300000859	8/31/2012	86.13
53401200	AWWSC Group Ins OPEX	CF	9300000860	8/31/2012	162.29
53401200	AWWSC Group Ins OPEX	CF	9300000861	8/31/2012	38.41
53401200	AWWSC Group Ins OPEX	CF	9300000863	8/31/2012	91.01
53401200	AWWSC Group Ins OPEX	CF	9300000865	8/31/2012	67.60
53401200	AWWSC Group Ins OPEX	CF	9300000866	8/31/2012	5.50
53401200	AWWSC Group Ins OPEX	CF	9300000867	8/31/2012	122.02
53401200	AWWSC Group Ins OPEX	CF	9300000868	8/31/2012	122.08
53401200	AWWSC Group Ins OPEX	CF	9300000870	8/31/2012	54.98
53401200	AWWSC Group Ins OPEX	CF	9300000871	8/31/2012	18.29
53401200	AWWSC Group Ins OPEX	CF	9300000872	8/31/2012	2.53

Kentucky American Water Company  
Case No. 2012-00520  
Response to PSC DR1, Item 31

Account	Description	Doc Type	Document Number	Posting Date	Amount
53401200	AWWSC Group Ins OPEX	CF	9300000873	8/31/2012	4.66
53401200	AWWSC Group Ins OPEX	CF	9300000875	8/31/2012	8.39
53401200	AWWSC Group Ins OPEX	CF	9300000876	8/31/2012	325.74
53401200	AWWSC Group Ins OPEX	CF	9300000877	8/31/2012	193.48
53401200	AWWSC Group Ins OPEX	CF	9300000878	8/31/2012	50.89
53401200	AWWSC Group Ins OPEX	CF	9300000879	8/31/2012	92.63
53401200	AWWSC Group Ins OPEX	CF	9300000881	8/31/2012	71.86
53401200	AWWSC Group Ins OPEX	CF	9300000883	8/31/2012	130.22
53401200	AWWSC Group Ins OPEX	CF	9300000885	8/31/2012	304.55
53401200	AWWSC Group Ins OPEX	CF	9300000886	8/31/2012	0.04
53401200	AWWSC Group Ins OPEX	CF	9300000889	8/31/2012	679.57
53401200	AWWSC Group Ins OPEX	CF	9300000891	8/31/2012	15.23
53401200	AWWSC Group Ins OPEX	CF	9300000894	8/31/2012	1.95
53401200	AWWSC Group Ins OPEX	CF	9300000895	8/31/2012	32.76
53401200	AWWSC Group Ins OPEX	CF	9300000896	8/31/2012	19.23
53401200	AWWSC Group Ins OPEX	CF	9300000897	8/31/2012	0.10
53401200	AWWSC Group Ins OPEX	CF	9300000898	8/31/2012	0.22
53401200	AWWSC Group Ins OPEX	CF	9300000899	8/31/2012	30.89
53401200	AWWSC Group Ins OPEX	CF	9300000900	8/31/2012	0.38
53401200	AWWSC Group Ins OPEX	CF	9300000903	8/31/2012	199.37
53401200	AWWSC Group Ins OPEX	CF	9300000905	8/31/2012	155.80
53401200	AWWSC Group Ins OPEX	CF	9300000906	8/31/2012	218.81
53401200	AWWSC Group Ins OPEX	CF	9300000907	8/31/2012	399.48
53401200	AWWSC Group Ins OPEX	CF	9300000908	8/31/2012	2.20
53401200	AWWSC Group Ins OPEX	CF	9300000909	8/31/2012	97.38
53401200	AWWSC Group Ins OPEX	CF	9300000910	8/31/2012	163.40
53401200	AWWSC Group Ins OPEX	CF	9300000911	8/31/2012	(8,301.23)
53401200	AWWSC Group Ins OPEX	CF	9300000914	8/31/2012	66.60
53401200	AWWSC Group Ins OPEX	CF	9300000916	8/31/2012	88.81
53401200	AWWSC Group Ins OPEX	CF	9300000917	8/31/2012	219.84
53401200	AWWSC Group Ins OPEX	CF	9300000918	8/31/2012	379.14
53401200	AWWSC Group Ins OPEX	CF	9300000920	8/31/2012	7.07
53401200	AWWSC Group Ins OPEX	CF	9300000921	8/31/2012	1.82
53401200	AWWSC Group Ins OPEX	CF	9300000922	8/31/2012	76.49
53401200	AWWSC Group Ins OPEX	CF	9300000923	8/31/2012	0.37
53401200	AWWSC Group Ins OPEX	CF	9300000924	8/31/2012	331.88
53401200	AWWSC Group Ins OPEX	CF	9300000925	8/31/2012	599.66
53401200	AWWSC Group Ins OPEX	CF	9300000929	8/31/2012	2,107.00
53401200	AWWSC Group Ins OPEX	CF	9300000930	8/31/2012	4.39
53401200	AWWSC Group Ins OPEX	CF	9300000931	8/31/2012	10.65
53401200	AWWSC Group Ins OPEX	CF	9300000933	8/31/2012	190.78
53401200	AWWSC Group Ins OPEX	CF	9300000934	8/31/2012	7,434.99
53401200	AWWSC Group Ins OPEX	CF	9300000936	8/31/2012	18.64
53401200	AWWSC Group Ins OPEX	CF	9300000937	8/31/2012	0.15
53401200	AWWSC Group Ins OPEX	CF	9300000938	8/31/2012	25.79
53401200	AWWSC Group Ins OPEX	CF	9300000939	8/31/2012	9.91
53401200	AWWSC Group Ins OPEX	CF	9300000940	8/31/2012	7.70
53401200	AWWSC Group Ins OPEX	CF	9300000941	8/31/2012	0.51
53401200	AWWSC Group Ins OPEX	CF	9300000942	8/31/2012	84.34
53401200	AWWSC Group Ins OPEX	CF	9300000943	8/31/2012	17.13
53401200	AWWSC Group Ins OPEX	CF	9300000944	8/31/2012	8.01
53401200	AWWSC Group Ins OPEX	CF	9300000946	8/31/2012	260.25
53401200	AWWSC Group Ins OPEX	CF	9300000951	8/31/2012	34.78

## Kentucky American Water Company

Case No. 2012-00520

Response to PSC DR1, Item 31

Account	Description	Doc Type	Document Number	Posting Date	Amount
53401200	AWWSC Group Ins OPEX	CF	9300000952	8/31/2012	373.33
53401200	AWWSC Group Ins OPEX	CF	9300000954	8/31/2012	139.71
53401200	AWWSC Group Ins OPEX	CF	9300000955	8/31/2012	73.45
53401200	AWWSC Group Ins OPEX	CF	9300000956	8/31/2012	126.57
53401200	AWWSC Group Ins OPEX	CF	9300000957	8/31/2012	28.84
53401200	AWWSC Group Ins OPEX	CF	9300000959	8/31/2012	2.74
53401200	AWWSC Group Ins OPEX	CF	9300000961	8/31/2012	(6,732.33)
53401200	AWWSC Group Ins OPEX	CF	9300000962	8/31/2012	300.28
53401200	AWWSC Group Ins OPEX	CF	9300000964	8/31/2012	336.17
53401200	AWWSC Group Ins OPEX	CF	9300000966	8/31/2012	324.76
53401200	AWWSC Group Ins OPEX	CF	9300000967	8/31/2012	397.94
53401200	AWWSC Group Ins OPEX	CF	9300000968	8/31/2012	171.88
53401200	AWWSC Group Ins OPEX	CF	9300000970	8/31/2012	128.93
53401200	AWWSC Group Ins OPEX	CF	9300000973	8/31/2012	9.26
53401200	AWWSC Group Ins OPEX	CF	9300000974	8/31/2012	323.36
53401200	AWWSC Group Ins OPEX	CF	9300000975	8/31/2012	273.13
53401200	AWWSC Group Ins OPEX	CF	9300000977	8/31/2012	307.91
53401200	AWWSC Group Ins OPEX	CF	9300000978	8/31/2012	169.69
53401200	AWWSC Group Ins OPEX	CF	9300000979	8/31/2012	104.27
53401200	AWWSC Group Ins OPEX	CF	9300000980	8/31/2012	133.01
53401200	AWWSC Group Ins OPEX	CF	9300000981	8/31/2012	16.51
53401200	AWWSC Group Ins OPEX	CF	9300000982	8/31/2012	1,034.22
53401200	AWWSC Group Ins OPEX	CF	9300000983	8/31/2012	349.67
53401200	AWWSC Group Ins OPEX	CF	9300000984	8/31/2012	38.08
53401200	AWWSC Group Ins OPEX	CF	9300000985	8/31/2012	1,191.94
53401200	AWWSC Group Ins OPEX	CF	9300000986	8/31/2012	698.43
53401200	AWWSC Group Ins OPEX	CF	9300000987	8/31/2012	855.99
53401200	AWWSC Group Ins OPEX	CF	9300000988	8/31/2012	1,203.54
53401200	AWWSC Group Ins OPEX	CF	9300000990	8/31/2012	122.21
53401200	AWWSC Group Ins OPEX	CF	9300000991	8/31/2012	1.51
53401200	AWWSC Group Ins OPEX	CF	9300000992	8/31/2012	364.94
53401200	AWWSC Group Ins OPEX	CF	9300000993	8/31/2012	449.22
53401200	AWWSC Group Ins OPEX	CF	9300000994	8/31/2012	822.21
53401200	AWWSC Group Ins OPEX	CF	9300000995	8/31/2012	72.22
53401200	AWWSC Group Ins OPEX	CF	9300000996	8/31/2012	1,181.80
53401200	AWWSC Group Ins OPEX	CF	9300000997	8/31/2012	1,119.71
53401200	AWWSC Group Ins OPEX	CF	9300000998	8/31/2012	0.05
53401200	AWWSC Group Ins OPEX	CF	9300000999	8/31/2012	15.20
53401200	AWWSC Group Ins OPEX	CF	9300001000	8/31/2012	373.56
53401200	AWWSC Group Ins OPEX	CF	9300001001	8/31/2012	95.60
53401200	AWWSC Group Ins OPEX	CF	9300001002	8/31/2012	19.60
53401200	AWWSC Group Ins OPEX	CF	9300001003	8/31/2012	30.26
53401200	AWWSC Group Ins OPEX	CF	9300001165	8/31/2012	116.18
53401200	AWWSC Group Ins OPEX	CF	9300001165	8/31/2012	35.37
53401200	AWWSC Group Ins OPEX	CF	9300001165	8/31/2012	79.76
53401200	AWWSC Group Ins OPEX	CF	9300001165	8/31/2012	(243.44)
53401200	AWWSC Group Ins OPEX	CF	9300001166	8/31/2012	25.04
53401200	AWWSC Group Ins OPEX	CF	9300001166	8/31/2012	47.40
53401200	AWWSC Group Ins OPEX	CF	9300001166	8/31/2012	113.89
53401200	AWWSC Group Ins OPEX	CF	9300001166	8/31/2012	79.40
53401200	AWWSC Group Ins OPEX	CF	9300001166	8/31/2012	48.68
53401200	AWWSC Group Ins OPEX	CF	9300001167	8/31/2012	106.76
53401200	AWWSC Group Ins OPEX	CF	9300001167	8/31/2012	81.07

## Kentucky American Water Company

Case No. 2012-00520

Response to PSC DR1, Item 31

Account	Description	Doc Type	Document Number	Posting Date	Amount
53401200	AWWSC Group Ins OPEX	CF	9300001167	8/31/2012	15.91
53401200	AWWSC Group Ins OPEX	CF	9300001167	8/31/2012	80.96
53401200	AWWSC Group Ins OPEX	CF	9300001168	8/31/2012	138.83
53401200	AWWSC Group Ins OPEX	CF	9300001168	8/31/2012	44.41
53401200	AWWSC Group Ins OPEX	CF	9300001168	8/31/2012	218.08
53401200	AWWSC Group Ins OPEX	CF	9300001168	8/31/2012	8.85
53401200	AWWSC Group Ins OPEX	CF	9300001169	8/31/2012	51.52
53401200	AWWSC Group Ins OPEX	CF	9300001169	8/31/2012	23.09
53401200	AWWSC Group Ins OPEX	CF	9300001169	8/31/2012	56.49
53401200	AWWSC Group Ins OPEX	CF	9300001169	8/31/2012	41.41
53401200	AWWSC Group Ins OPEX	CF	9300001169	8/31/2012	342.48
53401200	AWWSC Group Ins OPEX	CF	9300001170	8/31/2012	2.30
53401200	AWWSC Group Ins OPEX	CF	9300001170	8/31/2012	134.75
53401200	AWWSC Group Ins OPEX	CF	9300001170	8/31/2012	20.07
53401200	AWWSC Group Ins OPEX	CF	9300001170	8/31/2012	201.10
53401200	AWWSC Group Ins OPEX	CF	9300001171	8/31/2012	75.96
53401200	AWWSC Group Ins OPEX	CF	9300001171	8/31/2012	365.22
53401200	AWWSC Group Ins OPEX	CF	9300001171	8/31/2012	0.11
53401200	AWWSC Group Ins OPEX	CF	9300001171	8/31/2012	0.49
53401200	AWWSC Group Ins OPEX	CF	9300001171	8/31/2012	2.01
53401200	AWWSC Group Ins OPEX	CF	9300001172	8/31/2012	811.75
53401200	AWWSC Group Ins OPEX	CF	9300001172	8/31/2012	151.03
53401200	AWWSC Group Ins OPEX	CF	9300001172	8/31/2012	63.76
53401200	AWWSC Group Ins OPEX	CF	9300001172	8/31/2012	5.83
53401200	AWWSC Group Ins OPEX	CF	9300001173	8/31/2012	75.19
53401200	AWWSC Group Ins OPEX	CF	9300001173	8/31/2012	16.67
53401200	AWWSC Group Ins OPEX	CF	9300001173	8/31/2012	60.91
53401200	AWWSC Group Ins OPEX	CF	9300001173	8/31/2012	21.23
53401200	AWWSC Group Ins OPEX	CF	9300001173	8/31/2012	279.80
53401200	AWWSC Group Ins OPEX	CF	9300001174	8/31/2012	219.58
53401200	AWWSC Group Ins OPEX	CF	9300001174	8/31/2012	167.78
53401200	AWWSC Group Ins OPEX	CF	9300001174	8/31/2012	214.88
53401200	AWWSC Group Ins OPEX	CF	9300001174	8/31/2012	326.46
53401200	AWWSC Group Ins OPEX	CF	9300001175	8/31/2012	194.11
53401200	AWWSC Group Ins OPEX	CF	9300001175	8/31/2012	303.90
53401200	AWWSC Group Ins OPEX	CF	9300001175	8/31/2012	43.84
53401200	AWWSC Group Ins OPEX	CF	9300001175	8/31/2012	126.03
53401200	AWWSC Group Ins OPEX	CF	9300001176	8/31/2012	604.07
53401200	AWWSC Group Ins OPEX	CF	9300001176	8/31/2012	936.79
53401200	AWWSC Group Ins OPEX	CF	9300001176	8/31/2012	166.91
53401200	AWWSC Group Ins OPEX	CF	9300001176	8/31/2012	54.12
53401200	AWWSC Group Ins OPEX	CF	9300001176	8/31/2012	166.16
53401200	AWWSC Group Ins OPEX	CF	9300001177	8/31/2012	356.51
53401200	AWWSC Group Ins OPEX	CF	9300001177	8/31/2012	130.00
53401200	AWWSC Group Ins OPEX	CF	9300001177	8/31/2012	24.42
53401200	AWWSC Group Ins OPEX	CF	9300001177	8/31/2012	7.82
53401200	AWWSC Group Ins OPEX	CF	9300001177	8/31/2012	536.10
53401200	AWWSC Group Ins OPEX	CF	9300001177	8/31/2012	139.22
53401200	AWWSC Group Ins OPEX	CF	9300001177	8/31/2012	45.34
53401200	AWWSC Group Ins OPEX	CF	9300001178	8/31/2012	38.56
53401200	AWWSC Group Ins OPEX	CF	9300001178	8/31/2012	109.94
53401200	AWWSC Group Ins OPEX	CF	9300001178	8/31/2012	26.78
53401200	AWWSC Group Ins OPEX	CF	9300001178	8/31/2012	286.77

## Kentucky American Water Company

Case No. 2012-00520

Response to PSC DR1, Item 31

Account	Description	Doc Type	Document Number	Posting Date	Amount
53401200	AWWSC Group Ins OPEX	CF	9300001178	8/31/2012	9.89
53401200	AWWSC Group Ins OPEX	CF	9300001179	8/31/2012	79.20
53401200	AWWSC Group Ins OPEX	CF	9300001179	8/31/2012	20.11
53401200	AWWSC Group Ins OPEX	CF	9300001179	8/31/2012	52.51
53401200	AWWSC Group Ins OPEX	CF	9300001179	8/31/2012	49.41
53401200	AWWSC Group Ins OPEX	CF	9300001180	8/31/2012	67.20
53401200	AWWSC Group Ins OPEX	CF	9300001180	8/31/2012	23.92
53401200	AWWSC Group Ins OPEX	CF	9300001180	8/31/2012	169.08
53401200	AWWSC Group Ins OPEX	CF	9300001180	8/31/2012	8.00
53401200	AWWSC Group Ins OPEX	CF	9300001180	8/31/2012	30.37
53401200	AWWSC Group Ins OPEX	CF	9300001181	8/31/2012	92.70
53401200	AWWSC Group Ins OPEX	CF	9300001181	8/31/2012	34.58
53401200	AWWSC Group Ins OPEX	CF	9300001181	8/31/2012	48.29
53401200	AWWSC Group Ins OPEX	CF	9300001181	8/31/2012	30.94
53401200	AWWSC Group Ins OPEX	CF	9300001181	8/31/2012	104.23
53401200	AWWSC Group Ins OPEX	CF	9300001182	8/31/2012	28.12
53401200	AWWSC Group Ins OPEX	CF	9300001182	8/31/2012	57.90
53401200	AWWSC Group Ins OPEX	CF	9300001182	8/31/2012	37.49
53401200	AWWSC Group Ins OPEX	CF	9300001182	8/31/2012	37.58
53401200	AWWSC Group Ins OPEX	CF	9300001182	8/31/2012	48.48
53401200	AWWSC Group Ins OPEX	CF	9300001183	8/31/2012	181.00
53401200	AWWSC Group Ins OPEX	CF	9300001183	8/31/2012	38.21
53401200	AWWSC Group Ins OPEX	CF	9300001183	8/31/2012	38.78
53401200	AWWSC Group Ins OPEX	CF	9300001183	8/31/2012	5.87
53401200	AWWSC Group Ins OPEX	CF	9300001184	8/31/2012	131.40
53401200	AWWSC Group Ins OPEX	CF	9300001184	8/31/2012	728.45
53401200	AWWSC Group Ins OPEX	CF	9300001184	8/31/2012	678.84
53401200	AWWSC Group Ins OPEX	CF	9300001184	8/31/2012	206.48
53401200	AWWSC Group Ins OPEX	CF	9300001185	8/31/2012	536.12
53401200	AWWSC Group Ins OPEX	CF	9300001185	8/31/2012	186.86
53401200	AWWSC Group Ins OPEX	CF	9300001185	8/31/2012	158.10
53401200	AWWSC Group Ins OPEX	CF	9300001185	8/31/2012	215.88
53401200	AWWSC Group Ins OPEX	CF	9300001185	8/31/2012	369.28
53401200	AWWSC Group Ins OPEX	CF	9300001186	8/31/2012	38.65
53401200	AWWSC Group Ins OPEX	CF	9300001186	8/31/2012	9.14
53401200	AWWSC Group Ins OPEX	CF	9300001186	8/31/2012	5.98
53401200	AWWSC Group Ins OPEX	CF	9300001186	8/31/2012	14.46
53401200	AWWSC Group Ins OPEX	CF	9300001186	8/31/2012	2.63
53401200	AWWSC Group Ins OPEX	CF	9300001186	8/31/2012	3.02
53401200	AWWSC Group Ins OPEX	CF	9300001187	8/31/2012	3.44
53401300	AWWSC Other Ben OPEX	CF	9300000520	8/31/2012	0.30
53401300	AWWSC Other Ben OPEX	CF	9300000521	8/31/2012	1.27
53401300	AWWSC Other Ben OPEX	CF	9300000522	8/31/2012	0.27
53401300	AWWSC Other Ben OPEX	CF	9300000523	8/31/2012	0.29
53401300	AWWSC Other Ben OPEX	CF	9300000524	8/31/2012	619.10
53401300	AWWSC Other Ben OPEX	CF	9300000525	8/31/2012	95.74
53401300	AWWSC Other Ben OPEX	CF	9300000526	8/31/2012	105.77
53401300	AWWSC Other Ben OPEX	CF	9300000527	8/31/2012	229.27
53401300	AWWSC Other Ben OPEX	CF	9300000528	8/31/2012	136.73
53401300	AWWSC Other Ben OPEX	CF	9300000529	8/31/2012	214.08
53401300	AWWSC Other Ben OPEX	CF	9300000531	8/31/2012	7.73
53401300	AWWSC Other Ben OPEX	CF	9300000738	8/31/2012	0.85
53401300	AWWSC Other Ben OPEX	CF	9300000739	8/31/2012	8.57

## Kentucky American Water Company

Case No. 2012-00520

Response to PSC DR1, Item 31

Account	Description	Doc Type	Document Number	Posting Date	Amount
53401300	AWWSC Other Ben OPEX	CF	9300000740	8/31/2012	11.87
53401300	AWWSC Other Ben OPEX	CF	9300000741	8/31/2012	0.25
53401300	AWWSC Other Ben OPEX	CF	9300000742	8/31/2012	7.40
53401300	AWWSC Other Ben OPEX	CF	9300000743	8/31/2012	33.64
53401300	AWWSC Other Ben OPEX	CF	9300000744	8/31/2012	35.49
53401300	AWWSC Other Ben OPEX	CF	9300000745	8/31/2012	46.73
53401300	AWWSC Other Ben OPEX	CF	9300000746	8/31/2012	99.93
53401300	AWWSC Other Ben OPEX	CF	9300000747	8/31/2012	76.02
53401300	AWWSC Other Ben OPEX	CF	9300000748	8/31/2012	150.87
53401300	AWWSC Other Ben OPEX	CF	9300000749	8/31/2012	4.29
53401300	AWWSC Other Ben OPEX	CF	9300000750	8/31/2012	75.19
53401300	AWWSC Other Ben OPEX	CF	9300000751	8/31/2012	1,986.57
53401300	AWWSC Other Ben OPEX	CF	9300000752	8/31/2012	26.34
53401300	AWWSC Other Ben OPEX	CF	9300000753	8/31/2012	131.69
53401300	AWWSC Other Ben OPEX	CF	9300000755	8/31/2012	1.73
53401300	AWWSC Other Ben OPEX	CF	9300000758	8/31/2012	22.13
53401300	AWWSC Other Ben OPEX	CF	9300000759	8/31/2012	339.85
53401300	AWWSC Other Ben OPEX	CF	9300000760	8/31/2012	0.14
53401300	AWWSC Other Ben OPEX	CF	9300000761	8/31/2012	7.71
53401300	AWWSC Other Ben OPEX	CF	9300000762	8/31/2012	294.09
53401300	AWWSC Other Ben OPEX	CF	9300000763	8/31/2012	68.32
53401300	AWWSC Other Ben OPEX	CF	9300000764	8/31/2012	16.60
53401300	AWWSC Other Ben OPEX	CF	9300000765	8/31/2012	47.32
53401300	AWWSC Other Ben OPEX	CF	9300000770	8/31/2012	975.12
53401300	AWWSC Other Ben OPEX	CF	9300000771	8/31/2012	89.40
53401300	AWWSC Other Ben OPEX	CF	9300000772	8/31/2012	165.21
53401300	AWWSC Other Ben OPEX	CF	9300000773	8/31/2012	110.65
53401300	AWWSC Other Ben OPEX	CF	9300000774	8/31/2012	68.36
53401300	AWWSC Other Ben OPEX	CF	9300000775	8/31/2012	89.27
53401300	AWWSC Other Ben OPEX	CF	9300000776	8/31/2012	14.00
53401300	AWWSC Other Ben OPEX	CF	9300000778	8/31/2012	32.29
53401300	AWWSC Other Ben OPEX	CF	9300000781	8/31/2012	104.16
53401300	AWWSC Other Ben OPEX	CF	9300000782	8/31/2012	76.58
53401300	AWWSC Other Ben OPEX	CF	9300000783	8/31/2012	27.82
53401300	AWWSC Other Ben OPEX	CF	9300000786	8/31/2012	3.87
53401300	AWWSC Other Ben OPEX	CF	9300000788	8/31/2012	21.30
53401300	AWWSC Other Ben OPEX	CF	9300000789	8/31/2012	29.75
53401300	AWWSC Other Ben OPEX	CF	9300000790	8/31/2012	71.77
53401300	AWWSC Other Ben OPEX	CF	9300000791	8/31/2012	15.22
53401300	AWWSC Other Ben OPEX	CF	9300000792	8/31/2012	159.03
53401300	AWWSC Other Ben OPEX	CF	9300000793	8/31/2012	6.43
53401300	AWWSC Other Ben OPEX	CF	9300000794	8/31/2012	0.72
53401300	AWWSC Other Ben OPEX	CF	9300000795	8/31/2012	0.24
53401300	AWWSC Other Ben OPEX	CF	9300000796	8/31/2012	0.42
53401300	AWWSC Other Ben OPEX	CF	9300000797	8/31/2012	56.93
53401300	AWWSC Other Ben OPEX	CF	9300000798	8/31/2012	2.16
53401300	AWWSC Other Ben OPEX	CF	9300000799	8/31/2012	0.80
53401300	AWWSC Other Ben OPEX	CF	9300000800	8/31/2012	22.23
53401300	AWWSC Other Ben OPEX	CF	9300000802	8/31/2012	28.10
53401300	AWWSC Other Ben OPEX	CF	9300000803	8/31/2012	17.23
53401300	AWWSC Other Ben OPEX	CF	9300000805	8/31/2012	7.23
53401300	AWWSC Other Ben OPEX	CF	9300000806	8/31/2012	7.22
53401300	AWWSC Other Ben OPEX	CF	9300000807	8/31/2012	3.96



## Kentucky American Water Company

Case No. 2012-00520

Response to PSC DR1, Item 31

Account	Description	Doc Type	Document Number	Posting Date	Amount
53401300	AWWSC Other Ben OPEX	CF	930000808	8/31/2012	9.11
53401300	AWWSC Other Ben OPEX	CF	930000809	8/31/2012	0.32
53401300	AWWSC Other Ben OPEX	CF	930000810	8/31/2012	4.20
53401300	AWWSC Other Ben OPEX	CF	930000811	8/31/2012	38.93
53401300	AWWSC Other Ben OPEX	CF	930000812	8/31/2012	1.98
53401300	AWWSC Other Ben OPEX	CF	930000814	8/31/2012	5.53
53401300	AWWSC Other Ben OPEX	CF	930000816	8/31/2012	25.98
53401300	AWWSC Other Ben OPEX	CF	930000817	8/31/2012	57.80
53401300	AWWSC Other Ben OPEX	CF	930000818	8/31/2012	128.06
53401300	AWWSC Other Ben OPEX	CF	930000819	8/31/2012	2.76
53401300	AWWSC Other Ben OPEX	CF	930000824	8/31/2012	3.56
53401300	AWWSC Other Ben OPEX	CF	930000827	8/31/2012	5.66
53401300	AWWSC Other Ben OPEX	CF	930000828	8/31/2012	4.09
53401300	AWWSC Other Ben OPEX	CF	930000830	8/31/2012	57.24
53401300	AWWSC Other Ben OPEX	CF	930000831	8/31/2012	236.68
53401300	AWWSC Other Ben OPEX	CF	930000832	8/31/2012	190.16
53401300	AWWSC Other Ben OPEX	CF	930000833	8/31/2012	78.12
53401300	AWWSC Other Ben OPEX	CF	930000834	8/31/2012	45.98
53401300	AWWSC Other Ben OPEX	CF	930000835	8/31/2012	76.65
53401300	AWWSC Other Ben OPEX	CF	930000836	8/31/2012	128.53
53401300	AWWSC Other Ben OPEX	CF	930000837	8/31/2012	129.02
53401300	AWWSC Other Ben OPEX	CF	930000838	8/31/2012	114.34
53401300	AWWSC Other Ben OPEX	CF	930000839	8/31/2012	3.52
53401300	AWWSC Other Ben OPEX	CF	930000840	8/31/2012	184.59
53401300	AWWSC Other Ben OPEX	CF	930000842	8/31/2012	(619.10)
53401300	AWWSC Other Ben OPEX	CF	930000843	8/31/2012	10.33
53401300	AWWSC Other Ben OPEX	CF	930000844	8/31/2012	69.10
53401300	AWWSC Other Ben OPEX	CF	930000845	8/31/2012	(4,815.22)
53401300	AWWSC Other Ben OPEX	CF	930000846	8/31/2012	173.71
53401300	AWWSC Other Ben OPEX	CF	930000849	8/31/2012	344.14
53401300	AWWSC Other Ben OPEX	CF	930000850	8/31/2012	114.80
53401300	AWWSC Other Ben OPEX	CF	930000851	8/31/2012	39.43
53401300	AWWSC Other Ben OPEX	CF	930000852	8/31/2012	139.74
53401300	AWWSC Other Ben OPEX	CF	930000853	8/31/2012	44.08
53401300	AWWSC Other Ben OPEX	CF	930000854	8/31/2012	132.24
53401300	AWWSC Other Ben OPEX	CF	930000855	8/31/2012	79.69
53401300	AWWSC Other Ben OPEX	CF	930000856	8/31/2012	70.93
53401300	AWWSC Other Ben OPEX	CF	930000857	8/31/2012	333.81
53401300	AWWSC Other Ben OPEX	CF	930000859	8/31/2012	5.18
53401300	AWWSC Other Ben OPEX	CF	930000860	8/31/2012	1,876.90
53401300	AWWSC Other Ben OPEX	CF	930000861	8/31/2012	98.67
53401300	AWWSC Other Ben OPEX	CF	930000863	8/31/2012	12.76
53401300	AWWSC Other Ben OPEX	CF	930000865	8/31/2012	16.58
53401300	AWWSC Other Ben OPEX	CF	930000866	8/31/2012	5.59
53401300	AWWSC Other Ben OPEX	CF	930000867	8/31/2012	110.19
53401300	AWWSC Other Ben OPEX	CF	930000868	8/31/2012	78.06
53401300	AWWSC Other Ben OPEX	CF	930000870	8/31/2012	55.32
53401300	AWWSC Other Ben OPEX	CF	930000871	8/31/2012	4.31
53401300	AWWSC Other Ben OPEX	CF	930000872	8/31/2012	15.18
53401300	AWWSC Other Ben OPEX	CF	930000873	8/31/2012	1.32
53401300	AWWSC Other Ben OPEX	CF	930000875	8/31/2012	20.92
53401300	AWWSC Other Ben OPEX	CF	930000876	8/31/2012	327.49
53401300	AWWSC Other Ben OPEX	CF	930000877	8/31/2012	114.40

## Kentucky American Water Company

Case No. 2012-00520

Response to PSC DR1, Item 31

Account	Description	Doc Type	Document Number	Posting Date	Amount
53401300	AWWSC Other Ben OPEX	CF	9300000878	8/31/2012	21.45
53401300	AWWSC Other Ben OPEX	CF	9300000879	8/31/2012	98.73
53401300	AWWSC Other Ben OPEX	CF	9300000883	8/31/2012	30.50
53401300	AWWSC Other Ben OPEX	CF	9300000885	8/31/2012	78.02
53401300	AWWSC Other Ben OPEX	CF	9300000886	8/31/2012	29.79
53401300	AWWSC Other Ben OPEX	CF	9300000889	8/31/2012	208.98
53401300	AWWSC Other Ben OPEX	CF	9300000891	8/31/2012	30.45
53401300	AWWSC Other Ben OPEX	CF	9300000894	8/31/2012	0.50
53401300	AWWSC Other Ben OPEX	CF	9300000895	8/31/2012	16.26
53401300	AWWSC Other Ben OPEX	CF	9300000896	8/31/2012	12.54
53401300	AWWSC Other Ben OPEX	CF	9300000897	8/31/2012	0.03
53401300	AWWSC Other Ben OPEX	CF	9300000898	8/31/2012	3.03
53401300	AWWSC Other Ben OPEX	CF	9300000899	8/31/2012	21.85
53401300	AWWSC Other Ben OPEX	CF	9300000900	8/31/2012	5.14
53401300	AWWSC Other Ben OPEX	CF	9300000903	8/31/2012	155.09
53401300	AWWSC Other Ben OPEX	CF	9300000905	8/31/2012	134.63
53401300	AWWSC Other Ben OPEX	CF	9300000906	8/31/2012	86.80
53401300	AWWSC Other Ben OPEX	CF	9300000907	8/31/2012	155.04
53401300	AWWSC Other Ben OPEX	CF	9300000908	8/31/2012	16.21
53401300	AWWSC Other Ben OPEX	CF	9300000909	8/31/2012	57.93
53401300	AWWSC Other Ben OPEX	CF	9300000910	8/31/2012	139.25
53401300	AWWSC Other Ben OPEX	CF	9300000914	8/31/2012	4.28
53401300	AWWSC Other Ben OPEX	CF	9300000916	8/31/2012	93.81
53401300	AWWSC Other Ben OPEX	CF	9300000917	8/31/2012	166.00
53401300	AWWSC Other Ben OPEX	CF	9300000918	8/31/2012	259.85
53401300	AWWSC Other Ben OPEX	CF	9300000920	8/31/2012	122.87
53401300	AWWSC Other Ben OPEX	CF	9300000921	8/31/2012	24.56
53401300	AWWSC Other Ben OPEX	CF	9300000922	8/31/2012	42.58
53401300	AWWSC Other Ben OPEX	CF	9300000923	8/31/2012	1.72
53401300	AWWSC Other Ben OPEX	CF	9300000924	8/31/2012	430.93
53401300	AWWSC Other Ben OPEX	CF	9300000925	8/31/2012	357.90
53401300	AWWSC Other Ben OPEX	CF	9300000929	8/31/2012	694.51
53401300	AWWSC Other Ben OPEX	CF	9300000930	8/31/2012	1.21
53401300	AWWSC Other Ben OPEX	CF	9300000931	8/31/2012	1.43
53401300	AWWSC Other Ben OPEX	CF	9300000933	8/31/2012	32.75
53401300	AWWSC Other Ben OPEX	CF	9300000934	8/31/2012	2,019.92
53401300	AWWSC Other Ben OPEX	CF	9300000936	8/31/2012	3.44
53401300	AWWSC Other Ben OPEX	CF	9300000937	8/31/2012	1.32
53401300	AWWSC Other Ben OPEX	CF	9300000938	8/31/2012	11.01
53401300	AWWSC Other Ben OPEX	CF	9300000939	8/31/2012	19.06
53401300	AWWSC Other Ben OPEX	CF	9300000940	8/31/2012	5.14
53401300	AWWSC Other Ben OPEX	CF	9300000941	8/31/2012	7.15
53401300	AWWSC Other Ben OPEX	CF	9300000942	8/31/2012	45.64
53401300	AWWSC Other Ben OPEX	CF	9300000943	8/31/2012	3.16
53401300	AWWSC Other Ben OPEX	CF	9300000944	8/31/2012	3.26
53401300	AWWSC Other Ben OPEX	CF	9300000946	8/31/2012	89.71
53401300	AWWSC Other Ben OPEX	CF	9300000951	8/31/2012	13.94
53401300	AWWSC Other Ben OPEX	CF	9300000952	8/31/2012	97.94
53401300	AWWSC Other Ben OPEX	CF	9300000954	8/31/2012	46.58
53401300	AWWSC Other Ben OPEX	CF	9300000955	8/31/2012	5.00
53401300	AWWSC Other Ben OPEX	CF	9300000956	8/31/2012	25.61
53401300	AWWSC Other Ben OPEX	CF	9300000959	8/31/2012	0.45
53401300	AWWSC Other Ben OPEX	CF	9300000961	8/31/2012	(1,844.88)

## Kentucky American Water Company

Case No. 2012-00520

Response to PSC DR1, Item 31

Account	Description	Doc Type	Document Number	Posting Date	Amount
53401300	AWWSC Other Ben OPEX	CF	9300000962	8/31/2012	44.12
53401300	AWWSC Other Ben OPEX	CF	9300000964	8/31/2012	145.92
53401300	AWWSC Other Ben OPEX	CF	9300000966	8/31/2012	211.07
53401300	AWWSC Other Ben OPEX	CF	9300000967	8/31/2012	135.24
53401300	AWWSC Other Ben OPEX	CF	9300000968	8/31/2012	76.21
53401300	AWWSC Other Ben OPEX	CF	9300000970	8/31/2012	84.21
53401300	AWWSC Other Ben OPEX	CF	9300000971	8/31/2012	29.66
53401300	AWWSC Other Ben OPEX	CF	9300000972	8/31/2012	459.21
53401300	AWWSC Other Ben OPEX	CF	9300000973	8/31/2012	59.16
53401300	AWWSC Other Ben OPEX	CF	9300000974	8/31/2012	223.60
53401300	AWWSC Other Ben OPEX	CF	9300000975	8/31/2012	47.83
53401300	AWWSC Other Ben OPEX	CF	9300000977	8/31/2012	122.27
53401300	AWWSC Other Ben OPEX	CF	9300000978	8/31/2012	66.13
53401300	AWWSC Other Ben OPEX	CF	9300000980	8/31/2012	22.86
53401300	AWWSC Other Ben OPEX	CF	9300000981	8/31/2012	2.23
53401300	AWWSC Other Ben OPEX	CF	9300000982	8/31/2012	249.41
53401300	AWWSC Other Ben OPEX	CF	9300000983	8/31/2012	60.58
53401300	AWWSC Other Ben OPEX	CF	9300000984	8/31/2012	9.40
53401300	AWWSC Other Ben OPEX	CF	9300000985	8/31/2012	604.40
53401300	AWWSC Other Ben OPEX	CF	9300000986	8/31/2012	295.56
53401300	AWWSC Other Ben OPEX	CF	9300000987	8/31/2012	257.46
53401300	AWWSC Other Ben OPEX	CF	9300000988	8/31/2012	411.29
53401300	AWWSC Other Ben OPEX	CF	9300000990	8/31/2012	23.88
53401300	AWWSC Other Ben OPEX	CF	9300000991	8/31/2012	0.69
53401300	AWWSC Other Ben OPEX	CF	9300000992	8/31/2012	251.31
53401300	AWWSC Other Ben OPEX	CF	9300000993	8/31/2012	101.22
53401300	AWWSC Other Ben OPEX	CF	9300000994	8/31/2012	186.52
53401300	AWWSC Other Ben OPEX	CF	9300000995	8/31/2012	46.03
53401300	AWWSC Other Ben OPEX	CF	9300000996	8/31/2012	488.84
53401300	AWWSC Other Ben OPEX	CF	9300000997	8/31/2012	477.33
53401300	AWWSC Other Ben OPEX	CF	9300000998	8/31/2012	0.95
53401300	AWWSC Other Ben OPEX	CF	9300000999	8/31/2012	2.30
53401300	AWWSC Other Ben OPEX	CF	9300001000	8/31/2012	38.81
53401300	AWWSC Other Ben OPEX	CF	9300001001	8/31/2012	20.48
53401300	AWWSC Other Ben OPEX	CF	9300001002	8/31/2012	6.40
53401300	AWWSC Other Ben OPEX	CF	9300001003	8/31/2012	5.56
53401300	AWWSC Other Ben OPEX	CF	9300001165	8/31/2012	17.08
53401300	AWWSC Other Ben OPEX	CF	9300001166	8/31/2012	22.18
53401300	AWWSC Other Ben OPEX	CF	9300001166	8/31/2012	4.98
53401300	AWWSC Other Ben OPEX	CF	9300001166	8/31/2012	7.26
53401300	AWWSC Other Ben OPEX	CF	9300001166	8/31/2012	28.67
53401300	AWWSC Other Ben OPEX	CF	9300001167	8/31/2012	53.67
53401300	AWWSC Other Ben OPEX	CF	9300001167	8/31/2012	10.83
53401300	AWWSC Other Ben OPEX	CF	9300001167	8/31/2012	9.20
53401300	AWWSC Other Ben OPEX	CF	9300001167	8/31/2012	5.72
53401300	AWWSC Other Ben OPEX	CF	9300001168	8/31/2012	21.27
53401300	AWWSC Other Ben OPEX	CF	9300001168	8/31/2012	21.01
53401300	AWWSC Other Ben OPEX	CF	9300001168	8/31/2012	140.17
53401300	AWWSC Other Ben OPEX	CF	9300001168	8/31/2012	9.72
53401300	AWWSC Other Ben OPEX	CF	9300001169	8/31/2012	4.92
53401300	AWWSC Other Ben OPEX	CF	9300001169	8/31/2012	9.50
53401300	AWWSC Other Ben OPEX	CF	9300001169	8/31/2012	20.36
53401300	AWWSC Other Ben OPEX	CF	9300001169	8/31/2012	116.79

## Kentucky American Water Company

Case No. 2012-00520

Response to PSC DR1, Item 31

Account	Description	Doc Type	Document Number	Posting Date	Amount
53401300	AWWSC Other Ben OPEX	CF	9300001170	8/31/2012	6.70
53401300	AWWSC Other Ben OPEX	CF	9300001170	8/31/2012	41.53
53401300	AWWSC Other Ben OPEX	CF	9300001171	8/31/2012	42.72
53401300	AWWSC Other Ben OPEX	CF	9300001171	8/31/2012	74.07
53401300	AWWSC Other Ben OPEX	CF	9300001171	8/31/2012	3.79
53401300	AWWSC Other Ben OPEX	CF	9300001171	8/31/2012	0.76
53401300	AWWSC Other Ben OPEX	CF	9300001171	8/31/2012	5.57
53401300	AWWSC Other Ben OPEX	CF	9300001172	8/31/2012	63.37
53401300	AWWSC Other Ben OPEX	CF	9300001172	8/31/2012	32.89
53401300	AWWSC Other Ben OPEX	CF	9300001172	8/31/2012	11.90
53401300	AWWSC Other Ben OPEX	CF	9300001172	8/31/2012	1.49
53401300	AWWSC Other Ben OPEX	CF	9300001172	8/31/2012	5.34
53401300	AWWSC Other Ben OPEX	CF	9300001173	8/31/2012	0.21
53401300	AWWSC Other Ben OPEX	CF	9300001173	8/31/2012	9.72
53401300	AWWSC Other Ben OPEX	CF	9300001173	8/31/2012	4.67
53401300	AWWSC Other Ben OPEX	CF	9300001174	8/31/2012	44.29
53401300	AWWSC Other Ben OPEX	CF	9300001174	8/31/2012	48.90
53401300	AWWSC Other Ben OPEX	CF	9300001174	8/31/2012	141.86
53401300	AWWSC Other Ben OPEX	CF	9300001174	8/31/2012	150.22
53401300	AWWSC Other Ben OPEX	CF	9300001175	8/31/2012	182.02
53401300	AWWSC Other Ben OPEX	CF	9300001175	8/31/2012	58.41
53401300	AWWSC Other Ben OPEX	CF	9300001176	8/31/2012	33.60
53401300	AWWSC Other Ben OPEX	CF	9300001176	8/31/2012	8.68
53401300	AWWSC Other Ben OPEX	CF	9300001176	8/31/2012	0.70
53401300	AWWSC Other Ben OPEX	CF	9300001176	8/31/2012	29.36
53401300	AWWSC Other Ben OPEX	CF	9300001176	8/31/2012	7.19
53401300	AWWSC Other Ben OPEX	CF	9300001177	8/31/2012	94.16
53401300	AWWSC Other Ben OPEX	CF	9300001177	8/31/2012	21.17
53401300	AWWSC Other Ben OPEX	CF	9300001178	8/31/2012	54.09
53401300	AWWSC Other Ben OPEX	CF	9300001178	8/31/2012	55.98
53401300	AWWSC Other Ben OPEX	CF	9300001178	8/31/2012	1.14
53401300	AWWSC Other Ben OPEX	CF	9300001178	8/31/2012	209.14
53401300	AWWSC Other Ben OPEX	CF	9300001179	8/31/2012	50.57
53401300	AWWSC Other Ben OPEX	CF	9300001179	8/31/2012	3.89
53401300	AWWSC Other Ben OPEX	CF	9300001179	8/31/2012	26.07
53401300	AWWSC Other Ben OPEX	CF	9300001180	8/31/2012	0.42
53401300	AWWSC Other Ben OPEX	CF	9300001180	8/31/2012	87.42
53401300	AWWSC Other Ben OPEX	CF	9300001180	8/31/2012	73.49
53401300	AWWSC Other Ben OPEX	CF	9300001180	8/31/2012	1.00
53401300	AWWSC Other Ben OPEX	CF	9300001181	8/31/2012	24.28
53401300	AWWSC Other Ben OPEX	CF	9300001181	8/31/2012	51.76
53401300	AWWSC Other Ben OPEX	CF	9300001181	8/31/2012	26.59
53401300	AWWSC Other Ben OPEX	CF	9300001181	8/31/2012	9.83
53401300	AWWSC Other Ben OPEX	CF	9300001181	8/31/2012	53.15
53401300	AWWSC Other Ben OPEX	CF	9300001182	8/31/2012	7.91
53401300	AWWSC Other Ben OPEX	CF	9300001182	8/31/2012	5.77
53401300	AWWSC Other Ben OPEX	CF	9300001182	8/31/2012	11.17
53401300	AWWSC Other Ben OPEX	CF	9300001182	8/31/2012	5.22
53401300	AWWSC Other Ben OPEX	CF	9300001183	8/31/2012	78.09
53401300	AWWSC Other Ben OPEX	CF	9300001183	8/31/2012	6.21
53401300	AWWSC Other Ben OPEX	CF	9300001183	8/31/2012	4.66
53401300	AWWSC Other Ben OPEX	CF	9300001183	8/31/2012	6.21
53401300	AWWSC Other Ben OPEX	CF	9300001184	8/31/2012	20.78

## Kentucky American Water Company

Case No. 2012-00520

Response to PSC DR1, Item 31

Account	Description	Doc Type	Document Number	Posting Date	Amount
53401300	AWWSC Other Ben OPEX	CF	9300001184	8/31/2012	20.62
53401300	AWWSC Other Ben OPEX	CF	9300001184	8/31/2012	181.20
53401300	AWWSC Other Ben OPEX	CF	9300001184	8/31/2012	255.20
53401300	AWWSC Other Ben OPEX	CF	9300001184	8/31/2012	3.61
53401300	AWWSC Other Ben OPEX	CF	9300001184	8/31/2012	14.69
53401300	AWWSC Other Ben OPEX	CF	9300001185	8/31/2012	55.35
53401300	AWWSC Other Ben OPEX	CF	9300001185	8/31/2012	8.12
53401300	AWWSC Other Ben OPEX	CF	9300001185	8/31/2012	2.62
53401300	AWWSC Other Ben OPEX	CF	9300001186	8/31/2012	10.69
53401300	AWWSC Other Ben OPEX	CF	9300001186	8/31/2012	6.33
53401300	AWWSC Other Ben OPEX	CF	9300001186	8/31/2012	2.85
53401300	AWWSC Other Ben OPEX	CF	9300001186	8/31/2012	0.49
53401300	AWWSC Other Ben OPEX	CF	9300001186	8/31/2012	1.38
53401300	AWWSC Other Ben OPEX	CF	9300001187	8/31/2012	0.02
53401300	AWWSC Other Ben OPEX	CF	9300001187	8/31/2012	0.01
53401400	AWWSC Cont Svcs OPEX	CF	9300000524	8/31/2012	1,944.86
53401400	AWWSC Cont Svcs OPEX	CF	9300000525	8/31/2012	63,508.45
53401400	AWWSC Cont Svcs OPEX	CF	9300000526	8/31/2012	47,215.00
53401400	AWWSC Cont Svcs OPEX	CF	9300000527	8/31/2012	58,826.91
53401400	AWWSC Cont Svcs OPEX	CF	9300000528	8/31/2012	49,851.36
53401400	AWWSC Cont Svcs OPEX	CF	9300000529	8/31/2012	49,850.82
53401400	AWWSC Cont Svcs OPEX	CF	9300000530	8/31/2012	540.59
53401400	AWWSC Cont Svcs OPEX	CF	9300000532	8/31/2012	383.70
53401400	AWWSC Cont Svcs OPEX	CF	9300000746	8/31/2012	(25.74)
53401400	AWWSC Cont Svcs OPEX	CF	9300000747	8/31/2012	153.70
53401400	AWWSC Cont Svcs OPEX	CF	9300000750	8/31/2012	745.73
53401400	AWWSC Cont Svcs OPEX	CF	9300000753	8/31/2012	12.57
53401400	AWWSC Cont Svcs OPEX	CF	9300000757	8/31/2012	5,383.89
53401400	AWWSC Cont Svcs OPEX	CF	9300000759	8/31/2012	7,546.65
53401400	AWWSC Cont Svcs OPEX	CF	9300000762	8/31/2012	8,399.89
53401400	AWWSC Cont Svcs OPEX	CF	9300000766	8/31/2012	551.18
53401400	AWWSC Cont Svcs OPEX	CF	9300000770	8/31/2012	388.50
53401400	AWWSC Cont Svcs OPEX	CF	9300000771	8/31/2012	7,133.05
53401400	AWWSC Cont Svcs OPEX	CF	9300000773	8/31/2012	1.94
53401400	AWWSC Cont Svcs OPEX	CF	9300000776	8/31/2012	7,849.22
53401400	AWWSC Cont Svcs OPEX	CF	9300000780	8/31/2012	3,330.00
53401400	AWWSC Cont Svcs OPEX	CF	9300000781	8/31/2012	89.08
53401400	AWWSC Cont Svcs OPEX	CF	9300000782	8/31/2012	2,082.80
53401400	AWWSC Cont Svcs OPEX	CF	9300000784	8/31/2012	1,131.38
53401400	AWWSC Cont Svcs OPEX	CF	9300000797	8/31/2012	31,993.01
53401400	AWWSC Cont Svcs OPEX	CF	9300000804	8/31/2012	7,410.02
53401400	AWWSC Cont Svcs OPEX	CF	9300000818	8/31/2012	460.46
53401400	AWWSC Cont Svcs OPEX	CF	9300000830	8/31/2012	683.39
53401400	AWWSC Cont Svcs OPEX	CF	9300000832	8/31/2012	1,451.61
53401400	AWWSC Cont Svcs OPEX	CF	9300000834	8/31/2012	2,439.06
53401400	AWWSC Cont Svcs OPEX	CF	9300000835	8/31/2012	1,600.89
53401400	AWWSC Cont Svcs OPEX	CF	9300000836	8/31/2012	1,438.99
53401400	AWWSC Cont Svcs OPEX	CF	9300000839	8/31/2012	55.83
53401400	AWWSC Cont Svcs OPEX	CF	9300000840	8/31/2012	3,175.07
53401400	AWWSC Cont Svcs OPEX	CF	9300000842	8/31/2012	(1,944.86)
53401400	AWWSC Cont Svcs OPEX	CF	9300000844	8/31/2012	703.02
53401400	AWWSC Cont Svcs OPEX	CF	9300000845	8/31/2012	(269,252.52)
53401400	AWWSC Cont Svcs OPEX	CF	9300000846	8/31/2012	4,914.15

## Kentucky American Water Company

Case No. 2012-00520

Response to PSC DR1, Item 31

Account	Description	Doc Type	Document Number	Posting Date	Amount
53401400	AWWSC Cont Svcs OPEX	CF	9300000849	8/31/2012	3,104.82
53401400	AWWSC Cont Svcs OPEX	CF	9300000850	8/31/2012	1,960.45
53401400	AWWSC Cont Svcs OPEX	CF	9300000852	8/31/2012	138.42
53401400	AWWSC Cont Svcs OPEX	CF	9300000853	8/31/2012	356.59
53401400	AWWSC Cont Svcs OPEX	CF	9300000855	8/31/2012	589.17
53401400	AWWSC Cont Svcs OPEX	CF	9300000856	8/31/2012	8,333.79
53401400	AWWSC Cont Svcs OPEX	CF	9300000857	8/31/2012	69.38
53401400	AWWSC Cont Svcs OPEX	CF	9300000860	8/31/2012	889.64
53401400	AWWSC Cont Svcs OPEX	CF	9300000861	8/31/2012	6,157.89
53401400	AWWSC Cont Svcs OPEX	CF	9300000863	8/31/2012	1,325.17
53401400	AWWSC Cont Svcs OPEX	CF	9300000867	8/31/2012	712.59
53401400	AWWSC Cont Svcs OPEX	CF	9300000872	8/31/2012	15,015.00
53401400	AWWSC Cont Svcs OPEX	CF	9300000874	8/31/2012	15,861.56
53401400	AWWSC Cont Svcs OPEX	CF	9300000875	8/31/2012	1,019.02
53401400	AWWSC Cont Svcs OPEX	CF	9300000876	8/31/2012	1,022.56
53401400	AWWSC Cont Svcs OPEX	CF	9300000877	8/31/2012	3,089.34
53401400	AWWSC Cont Svcs OPEX	CF	9300000879	8/31/2012	1,733.53
53401400	AWWSC Cont Svcs OPEX	CF	9300000880	8/31/2012	1,540.00
53401400	AWWSC Cont Svcs OPEX	CF	9300000883	8/31/2012	185.62
53401400	AWWSC Cont Svcs OPEX	CF	9300000887	8/31/2012	400.41
53401400	AWWSC Cont Svcs OPEX	CF	9300000889	8/31/2012	49,711.69
53401400	AWWSC Cont Svcs OPEX	CF	9300000891	8/31/2012	1,408.36
53401400	AWWSC Cont Svcs OPEX	CF	9300000893	8/31/2012	43.85
53401400	AWWSC Cont Svcs OPEX	CF	9300000901	8/31/2012	69.60
53401400	AWWSC Cont Svcs OPEX	CF	9300000907	8/31/2012	521.77
53401400	AWWSC Cont Svcs OPEX	CF	9300000911	8/31/2012	771.23
53401400	AWWSC Cont Svcs OPEX	CF	9300000920	8/31/2012	480.91
53401400	AWWSC Cont Svcs OPEX	CF	9300000922	8/31/2012	6,772.75
53401400	AWWSC Cont Svcs OPEX	CF	9300000924	8/31/2012	11,933.01
53401400	AWWSC Cont Svcs OPEX	CF	9300000932	8/31/2012	269.04
53401400	AWWSC Cont Svcs OPEX	CF	9300000934	8/31/2012	537.61
53401400	AWWSC Cont Svcs OPEX	CF	9300000940	8/31/2012	208.88
53401400	AWWSC Cont Svcs OPEX	CF	9300000958	8/31/2012	(2.78)
53401400	AWWSC Cont Svcs OPEX	CF	9300000961	8/31/2012	(537.61)
53401400	AWWSC Cont Svcs OPEX	CF	9300000963	8/31/2012	19.61
53401400	AWWSC Cont Svcs OPEX	CF	9300000964	8/31/2012	479.39
53401400	AWWSC Cont Svcs OPEX	CF	9300000970	8/31/2012	758.52
53401400	AWWSC Cont Svcs OPEX	CF	9300000982	8/31/2012	(303.36)
53401400	AWWSC Cont Svcs OPEX	CF	9300000996	8/31/2012	2,875.00
53401400	AWWSC Cont Svcs OPEX	CF	9300000997	8/31/2012	2,824.00
53401400	AWWSC Cont Svcs OPEX	CF	9300001172	8/31/2012	440.66
53401400	AWWSC Cont Svcs OPEX	CF	9300001178	8/31/2012	382.62
53401400	AWWSC Cont Svcs OPEX	CF	9300001183	8/31/2012	609.24
53401500	AWWSC Off Suppl OPEX	CF	9300000524	8/31/2012	435.83
53401500	AWWSC Off Suppl OPEX	CF	9300000525	8/31/2012	313.95
53401500	AWWSC Off Suppl OPEX	CF	9300000526	8/31/2012	324.37
53401500	AWWSC Off Suppl OPEX	CF	9300000527	8/31/2012	1,710.46
53401500	AWWSC Off Suppl OPEX	CF	9300000528	8/31/2012	10.67
53401500	AWWSC Off Suppl OPEX	CF	9300000529	8/31/2012	766.61
53401500	AWWSC Off Suppl OPEX	CF	9300000740	8/31/2012	377.55
53401500	AWWSC Off Suppl OPEX	CF	9300000745	8/31/2012	4.51
53401500	AWWSC Off Suppl OPEX	CF	9300000746	8/31/2012	767.59
53401500	AWWSC Off Suppl OPEX	CF	9300000751	8/31/2012	1,119.24

## Kentucky American Water Company

Case No. 2012-00520

Response to PSC DR1, Item 31

Account	Description	Doc Type	Document Number	Posting Date	Amount
53401500	AWWSC Off Suppl OPEX	CF	9300000753	8/31/2012	19.39
53401500	AWWSC Off Suppl OPEX	CF	9300000789	8/31/2012	6.15
53401500	AWWSC Off Suppl OPEX	CF	9300000792	8/31/2012	2.99
53401500	AWWSC Off Suppl OPEX	CF	9300000808	8/31/2012	131.34
53401500	AWWSC Off Suppl OPEX	CF	9300000836	8/31/2012	466.47
53401500	AWWSC Off Suppl OPEX	CF	9300000841	8/31/2012	1.04
53401500	AWWSC Off Suppl OPEX	CF	9300000842	8/31/2012	(435.83)
53401500	AWWSC Off Suppl OPEX	CF	9300000843	8/31/2012	14.74
53401500	AWWSC Off Suppl OPEX	CF	9300000845	8/31/2012	30,476.70
53401500	AWWSC Off Suppl OPEX	CF	9300000859	8/31/2012	28.20
53401500	AWWSC Off Suppl OPEX	CF	9300000865	8/31/2012	33.19
53401500	AWWSC Off Suppl OPEX	CF	9300000868	8/31/2012	4.75
53401500	AWWSC Off Suppl OPEX	CF	9300000883	8/31/2012	1.81
53401500	AWWSC Off Suppl OPEX	CF	9300000884	8/31/2012	0.34
53401500	AWWSC Off Suppl OPEX	CF	9300000887	8/31/2012	6.16
53401500	AWWSC Off Suppl OPEX	CF	9300000890	8/31/2012	9.64
53401500	AWWSC Off Suppl OPEX	CF	9300000891	8/31/2012	0.08
53401500	AWWSC Off Suppl OPEX	CF	9300000903	8/31/2012	553.32
53401500	AWWSC Off Suppl OPEX	CF	9300000916	8/31/2012	20.56
53401500	AWWSC Off Suppl OPEX	CF	9300000924	8/31/2012	330.05
53401500	AWWSC Off Suppl OPEX	CF	9300000934	8/31/2012	4,781.62
53401500	AWWSC Off Suppl OPEX	CF	9300000952	8/31/2012	293.94
53401500	AWWSC Off Suppl OPEX	CF	9300000961	8/31/2012	(4,781.62)
53401500	AWWSC Off Suppl OPEX	CF	9300000962	8/31/2012	5.13
53401500	AWWSC Off Suppl OPEX	CF	9300000968	8/31/2012	492.79
53401500	AWWSC Off Suppl OPEX	CF	9300000982	8/31/2012	1,849.00
53401500	AWWSC Off Suppl OPEX	CF	9300001165	8/31/2012	1.24
53401500	AWWSC Off Suppl OPEX	CF	9300001165	8/31/2012	132.69
53401500	AWWSC Off Suppl OPEX	CF	9300001166	8/31/2012	0.56
53401500	AWWSC Off Suppl OPEX	CF	9300001167	8/31/2012	5.92
53401500	AWWSC Off Suppl OPEX	CF	9300001167	8/31/2012	2.13
53401500	AWWSC Off Suppl OPEX	CF	9300001167	8/31/2012	4.90
53401500	AWWSC Off Suppl OPEX	CF	9300001168	8/31/2012	0.62
53401500	AWWSC Off Suppl OPEX	CF	9300001168	8/31/2012	29.54
53401500	AWWSC Off Suppl OPEX	CF	9300001169	8/31/2012	1.53
53401500	AWWSC Off Suppl OPEX	CF	9300001169	8/31/2012	3.10
53401500	AWWSC Off Suppl OPEX	CF	9300001169	8/31/2012	1.31
53401500	AWWSC Off Suppl OPEX	CF	9300001170	8/31/2012	1.42
53401500	AWWSC Off Suppl OPEX	CF	9300001170	8/31/2012	5.21
53401500	AWWSC Off Suppl OPEX	CF	9300001171	8/31/2012	1,482.96
53401500	AWWSC Off Suppl OPEX	CF	9300001171	8/31/2012	2.07
53401500	AWWSC Off Suppl OPEX	CF	9300001172	8/31/2012	15.91
53401500	AWWSC Off Suppl OPEX	CF	9300001173	8/31/2012	0.21
53401500	AWWSC Off Suppl OPEX	CF	9300001173	8/31/2012	0.68
53401500	AWWSC Off Suppl OPEX	CF	9300001173	8/31/2012	1.82
53401500	AWWSC Off Suppl OPEX	CF	9300001173	8/31/2012	13.25
53401500	AWWSC Off Suppl OPEX	CF	9300001174	8/31/2012	29.16
53401500	AWWSC Off Suppl OPEX	CF	9300001174	8/31/2012	0.36
53401500	AWWSC Off Suppl OPEX	CF	9300001174	8/31/2012	83.21
53401500	AWWSC Off Suppl OPEX	CF	9300001174	8/31/2012	5.46
53401500	AWWSC Off Suppl OPEX	CF	9300001175	8/31/2012	0.73
53401500	AWWSC Off Suppl OPEX	CF	9300001175	8/31/2012	3.89
53401500	AWWSC Off Suppl OPEX	CF	9300001175	8/31/2012	8.70

## Kentucky American Water Company

Case No. 2012-00520

Response to PSC DR1, Item 31

Account	Description	Doc Type	Document Number	Posting Date	Amount
53401500	AWWSC Off Suppl OPEX	CF	9300001176	8/31/2012	(590.96)
53401500	AWWSC Off Suppl OPEX	CF	9300001177	8/31/2012	327.99
53401500	AWWSC Off Suppl OPEX	CF	9300001178	8/31/2012	5.17
53401500	AWWSC Off Suppl OPEX	CF	9300001179	8/31/2012	0.49
53401500	AWWSC Off Suppl OPEX	CF	9300001180	8/31/2012	1.83
53401500	AWWSC Off Suppl OPEX	CF	9300001180	8/31/2012	13.51
53401500	AWWSC Off Suppl OPEX	CF	9300001181	8/31/2012	0.18
53401500	AWWSC Off Suppl OPEX	CF	9300001181	8/31/2012	1.17
53401500	AWWSC Off Suppl OPEX	CF	9300001182	8/31/2012	303.30
53401500	AWWSC Off Suppl OPEX	CF	9300001182	8/31/2012	17.93
53401500	AWWSC Off Suppl OPEX	CF	9300001182	8/31/2012	0.37
53401500	AWWSC Off Suppl OPEX	CF	9300001182	8/31/2012	1.72
53401500	AWWSC Off Suppl OPEX	CF	9300001183	8/31/2012	0.62
53401500	AWWSC Off Suppl OPEX	CF	9300001183	8/31/2012	2.76
53401500	AWWSC Off Suppl OPEX	CF	9300001184	8/31/2012	11.26
53401500	AWWSC Off Suppl OPEX	CF	9300001184	8/31/2012	4.93
53401500	AWWSC Off Suppl OPEX	CF	9300001185	8/31/2012	3.16
53401500	AWWSC Off Suppl OPEX	CF	9300001185	8/31/2012	0.39
53401500	AWWSC Off Suppl OPEX	CF	9300001186	8/31/2012	0.99
53401500	AWWSC Off Suppl OPEX	CF	9300001186	8/31/2012	0.19
53401500	AWWSC Off Suppl OPEX	CF	9300001186	8/31/2012	0.33
53401500	AWWSC Off Suppl OPEX	CF	9300001187	8/31/2012	0.07
53401700	AWWSC Rents OPEX	CF	9300000740	8/31/2012	65.32
53401700	AWWSC Rents OPEX	CF	9300000746	8/31/2012	64.90
53401700	AWWSC Rents OPEX	CF	9300000865	8/31/2012	132.75
53401700	AWWSC Rents OPEX	CF	9300000925	8/31/2012	54.77
53401700	AWWSC Rents OPEX	CF	9300000929	8/31/2012	0.44
53401700	AWWSC Rents OPEX	CF	9300000934	8/31/2012	412.13
53401700	AWWSC Rents OPEX	CF	9300000960	8/31/2012	1,744.17
53401700	AWWSC Rents OPEX	CF	9300000961	8/31/2012	(412.13)
53401700	AWWSC Rents OPEX	CF	9300000964	8/31/2012	113.98
53401700	AWWSC Rents OPEX	CF	9300000967	8/31/2012	535.04
53401700	AWWSC Rents OPEX	CF	9300000968	8/31/2012	258.12
53401700	AWWSC Rents OPEX	CF	9300000982	8/31/2012	25.16
53401700	AWWSC Rents OPEX	CF	9300001165	8/31/2012	3,130.52
53401700	AWWSC Rents OPEX	CF	9300001171	8/31/2012	5,452.35
53401700	AWWSC Rents OPEX	CF	9300001174	8/31/2012	1,289.66
53401700	AWWSC Rents OPEX	CF	9300001176	8/31/2012	(23.08)
53401700	AWWSC Rents OPEX	CF	9300001177	8/31/2012	1,081.97
53401700	AWWSC Rents OPEX	CF	9300001178	8/31/2012	20.14
53401700	AWWSC Rents OPEX	CF	9300001179	8/31/2012	1,467.90
53401700	AWWSC Rents OPEX	CF	9300001179	8/31/2012	861.40
53401700	AWWSC Rents OPEX	CF	9300001183	8/31/2012	370.59
53401700	AWWSC Rents OPEX	CF	9300001184	8/31/2012	3.23
53401700	AWWSC Rents OPEX	CF	9300001185	8/31/2012	1,035.44
53401700	AWWSC Rents OPEX	CF	9300001186	8/31/2012	246.85
53402100	AWWSC Oth O&M OPEX	CF	9300000524	8/31/2012	225.65
53402100	AWWSC Oth O&M OPEX	CF	9300000525	8/31/2012	8.78
53402100	AWWSC Oth O&M OPEX	CF	9300000526	8/31/2012	10.37
53402100	AWWSC Oth O&M OPEX	CF	9300000527	8/31/2012	15.99
53402100	AWWSC Oth O&M OPEX	CF	9300000528	8/31/2012	(0.03)
53402100	AWWSC Oth O&M OPEX	CF	9300000529	8/31/2012	127.35
53402100	AWWSC Oth O&M OPEX	CF	9300000740	8/31/2012	1,210.06



## Kentucky American Water Company

Case No. 2012-00520

Response to PSC DR1, Item 31

Account	Description	Doc Type	Document Number	Posting Date	Amount
53402100	AWWSC Oth O&M OPEX	CF	9300000745	8/31/2012	5.16
53402100	AWWSC Oth O&M OPEX	CF	9300000746	8/31/2012	1,686.97
53402100	AWWSC Oth O&M OPEX	CF	9300000747	8/31/2012	0.40
53402100	AWWSC Oth O&M OPEX	CF	9300000750	8/31/2012	4.70
53402100	AWWSC Oth O&M OPEX	CF	9300000751	8/31/2012	195.37
53402100	AWWSC Oth O&M OPEX	CF	9300000753	8/31/2012	38.44
53402100	AWWSC Oth O&M OPEX	CF	9300000755	8/31/2012	(1,047.54)
53402100	AWWSC Oth O&M OPEX	CF	9300000759	8/31/2012	33.58
53402100	AWWSC Oth O&M OPEX	CF	9300000762	8/31/2012	27.38
53402100	AWWSC Oth O&M OPEX	CF	9300000767	8/31/2012	0.60
53402100	AWWSC Oth O&M OPEX	CF	9300000768	8/31/2012	1.18
53402100	AWWSC Oth O&M OPEX	CF	9300000769	8/31/2012	12.49
53402100	AWWSC Oth O&M OPEX	CF	9300000771	8/31/2012	184.11
53402100	AWWSC Oth O&M OPEX	CF	9300000772	8/31/2012	7.51
53402100	AWWSC Oth O&M OPEX	CF	9300000773	8/31/2012	209.19
53402100	AWWSC Oth O&M OPEX	CF	9300000774	8/31/2012	77.26
53402100	AWWSC Oth O&M OPEX	CF	9300000775	8/31/2012	9.41
53402100	AWWSC Oth O&M OPEX	CF	9300000776	8/31/2012	17.31
53402100	AWWSC Oth O&M OPEX	CF	9300000777	8/31/2012	2.46
53402100	AWWSC Oth O&M OPEX	CF	9300000778	8/31/2012	14.26
53402100	AWWSC Oth O&M OPEX	CF	9300000780	8/31/2012	4.53
53402100	AWWSC Oth O&M OPEX	CF	9300000781	8/31/2012	165.35
53402100	AWWSC Oth O&M OPEX	CF	9300000782	8/31/2012	106.42
53402100	AWWSC Oth O&M OPEX	CF	9300000783	8/31/2012	4.03
53402100	AWWSC Oth O&M OPEX	CF	9300000784	8/31/2012	(1,942.50)
53402100	AWWSC Oth O&M OPEX	CF	9300000785	8/31/2012	5.15
53402100	AWWSC Oth O&M OPEX	CF	9300000789	8/31/2012	71.00
53402100	AWWSC Oth O&M OPEX	CF	9300000790	8/31/2012	61.72
53402100	AWWSC Oth O&M OPEX	CF	9300000792	8/31/2012	150.90
53402100	AWWSC Oth O&M OPEX	CF	9300000793	8/31/2012	6.44
53402100	AWWSC Oth O&M OPEX	CF	9300000797	8/31/2012	55.45
53402100	AWWSC Oth O&M OPEX	CF	9300000800	8/31/2012	11.84
53402100	AWWSC Oth O&M OPEX	CF	9300000801	8/31/2012	43.99
53402100	AWWSC Oth O&M OPEX	CF	9300000805	8/31/2012	(577.50)
53402100	AWWSC Oth O&M OPEX	CF	9300000806	8/31/2012	(1,136.33)
53402100	AWWSC Oth O&M OPEX	CF	9300000808	8/31/2012	(692.20)
53402100	AWWSC Oth O&M OPEX	CF	9300000809	8/31/2012	(668.26)
53402100	AWWSC Oth O&M OPEX	CF	9300000810	8/31/2012	(473.53)
53402100	AWWSC Oth O&M OPEX	CF	9300000811	8/31/2012	(1,340.12)
53402100	AWWSC Oth O&M OPEX	CF	9300000813	8/31/2012	(371.06)
53402100	AWWSC Oth O&M OPEX	CF	9300000814	8/31/2012	8.08
53402100	AWWSC Oth O&M OPEX	CF	9300000815	8/31/2012	0.75
53402100	AWWSC Oth O&M OPEX	CF	9300000816	8/31/2012	7.46
53402100	AWWSC Oth O&M OPEX	CF	9300000817	8/31/2012	6.73
53402100	AWWSC Oth O&M OPEX	CF	9300000818	8/31/2012	99.54
53402100	AWWSC Oth O&M OPEX	CF	9300000820	8/31/2012	4.31
53402100	AWWSC Oth O&M OPEX	CF	9300000821	8/31/2012	9.17
53402100	AWWSC Oth O&M OPEX	CF	9300000822	8/31/2012	10.54
53402100	AWWSC Oth O&M OPEX	CF	9300000823	8/31/2012	4.62
53402100	AWWSC Oth O&M OPEX	CF	9300000825	8/31/2012	1.33
53402100	AWWSC Oth O&M OPEX	CF	9300000826	8/31/2012	90.51
53402100	AWWSC Oth O&M OPEX	CF	9300000827	8/31/2012	0.25
53402100	AWWSC Oth O&M OPEX	CF	9300000829	8/31/2012	1.38

## Kentucky American Water Company

Case No. 2012-00520

Response to PSC DR1, Item 31

Account	Description	Doc Type	Document Number	Posting Date	Amount
53402100	AWWSC Oth O&M OPEX	CF	9300000830	8/31/2012	35.55
53402100	AWWSC Oth O&M OPEX	CF	9300000831	8/31/2012	30.93
53402100	AWWSC Oth O&M OPEX	CF	9300000832	8/31/2012	(750.57)
53402100	AWWSC Oth O&M OPEX	CF	9300000837	8/31/2012	20.23
53402100	AWWSC Oth O&M OPEX	CF	9300000838	8/31/2012	0.20
53402100	AWWSC Oth O&M OPEX	CF	9300000839	8/31/2012	0.02
53402100	AWWSC Oth O&M OPEX	CF	9300000840	8/31/2012	27.12
53402100	AWWSC Oth O&M OPEX	CF	9300000842	8/31/2012	(225.65)
53402100	AWWSC Oth O&M OPEX	CF	9300000843	8/31/2012	64.78
53402100	AWWSC Oth O&M OPEX	CF	9300000844	8/31/2012	33.97
53402100	AWWSC Oth O&M OPEX	CF	9300000845	8/31/2012	20,007.72
53402100	AWWSC Oth O&M OPEX	CF	9300000846	8/31/2012	137.12
53402100	AWWSC Oth O&M OPEX	CF	9300000847	8/31/2012	1.17
53402100	AWWSC Oth O&M OPEX	CF	9300000848	8/31/2012	0.09
53402100	AWWSC Oth O&M OPEX	CF	9300000849	8/31/2012	40.91
53402100	AWWSC Oth O&M OPEX	CF	9300000850	8/31/2012	284.03
53402100	AWWSC Oth O&M OPEX	CF	9300000851	8/31/2012	13.71
53402100	AWWSC Oth O&M OPEX	CF	9300000852	8/31/2012	51.79
53402100	AWWSC Oth O&M OPEX	CF	9300000853	8/31/2012	21.52
53402100	AWWSC Oth O&M OPEX	CF	9300000854	8/31/2012	82.70
53402100	AWWSC Oth O&M OPEX	CF	9300000855	8/31/2012	1,614.94
53402100	AWWSC Oth O&M OPEX	CF	9300000856	8/31/2012	3,672.00
53402100	AWWSC Oth O&M OPEX	CF	9300000857	8/31/2012	92.16
53402100	AWWSC Oth O&M OPEX	CF	9300000858	8/31/2012	5.21
53402100	AWWSC Oth O&M OPEX	CF	9300000859	8/31/2012	9.10
53402100	AWWSC Oth O&M OPEX	CF	9300000860	8/31/2012	163.42
53402100	AWWSC Oth O&M OPEX	CF	9300000861	8/31/2012	1,605.85
53402100	AWWSC Oth O&M OPEX	CF	9300000862	8/31/2012	14.71
53402100	AWWSC Oth O&M OPEX	CF	9300000863	8/31/2012	514.80
53402100	AWWSC Oth O&M OPEX	CF	9300000864	8/31/2012	1.00
53402100	AWWSC Oth O&M OPEX	CF	9300000865	8/31/2012	(295.22)
53402100	AWWSC Oth O&M OPEX	CF	9300000866	8/31/2012	6.40
53402100	AWWSC Oth O&M OPEX	CF	9300000867	8/31/2012	(0.67)
53402100	AWWSC Oth O&M OPEX	CF	9300000868	8/31/2012	22.89
53402100	AWWSC Oth O&M OPEX	CF	9300000869	8/31/2012	5.78
53402100	AWWSC Oth O&M OPEX	CF	9300000872	8/31/2012	15.40
53402100	AWWSC Oth O&M OPEX	CF	9300000875	8/31/2012	37.73
53402100	AWWSC Oth O&M OPEX	CF	9300000876	8/31/2012	54.48
53402100	AWWSC Oth O&M OPEX	CF	9300000877	8/31/2012	688.84
53402100	AWWSC Oth O&M OPEX	CF	9300000878	8/31/2012	14.86
53402100	AWWSC Oth O&M OPEX	CF	9300000879	8/31/2012	48.14
53402100	AWWSC Oth O&M OPEX	CF	9300000881	8/31/2012	40.03
53402100	AWWSC Oth O&M OPEX	CF	9300000882	8/31/2012	1.20
53402100	AWWSC Oth O&M OPEX	CF	9300000883	8/31/2012	115.98
53402100	AWWSC Oth O&M OPEX	CF	9300000885	8/31/2012	7.06
53402100	AWWSC Oth O&M OPEX	CF	9300000887	8/31/2012	0.34
53402100	AWWSC Oth O&M OPEX	CF	9300000888	8/31/2012	0.50
53402100	AWWSC Oth O&M OPEX	CF	9300000889	8/31/2012	124.11
53402100	AWWSC Oth O&M OPEX	CF	9300000890	8/31/2012	5.33
53402100	AWWSC Oth O&M OPEX	CF	9300000892	8/31/2012	(0.58)
53402100	AWWSC Oth O&M OPEX	CF	9300000902	8/31/2012	3.95
53402100	AWWSC Oth O&M OPEX	CF	9300000903	8/31/2012	29.87
53402100	AWWSC Oth O&M OPEX	CF	9300000904	8/31/2012	3.73

## Kentucky American Water Company

Case No. 2012-00520

Response to PSC DR1, Item 31

Account	Description	Doc Type	Document Number	Posting Date	Amount
53402100	AWWSC Oth O&M OPEX	CF	9300000905	8/31/2012	103.50
53402100	AWWSC Oth O&M OPEX	CF	9300000909	8/31/2012	11.21
53402100	AWWSC Oth O&M OPEX	CF	9300000910	8/31/2012	16.50
53402100	AWWSC Oth O&M OPEX	CF	9300000911	8/31/2012	1,795.21
53402100	AWWSC Oth O&M OPEX	CF	9300000912	8/31/2012	0.45
53402100	AWWSC Oth O&M OPEX	CF	9300000913	8/31/2012	235.82
53402100	AWWSC Oth O&M OPEX	CF	9300000915	8/31/2012	5.52
53402100	AWWSC Oth O&M OPEX	CF	9300000916	8/31/2012	20.67
53402100	AWWSC Oth O&M OPEX	CF	9300000917	8/31/2012	504.05
53402100	AWWSC Oth O&M OPEX	CF	9300000918	8/31/2012	(0.50)
53402100	AWWSC Oth O&M OPEX	CF	9300000919	8/31/2012	981.13
53402100	AWWSC Oth O&M OPEX	CF	9300000920	8/31/2012	20.35
53402100	AWWSC Oth O&M OPEX	CF	9300000922	8/31/2012	20.27
53402100	AWWSC Oth O&M OPEX	CF	9300000924	8/31/2012	688.21
53402100	AWWSC Oth O&M OPEX	CF	9300000925	8/31/2012	197.18
53402100	AWWSC Oth O&M OPEX	CF	9300000934	8/31/2012	2,660.09
53402100	AWWSC Oth O&M OPEX	CF	9300000944	8/31/2012	(707.12)
53402100	AWWSC Oth O&M OPEX	CF	9300000947	8/31/2012	76.15
53402100	AWWSC Oth O&M OPEX	CF	9300000948	8/31/2012	17.19
53402100	AWWSC Oth O&M OPEX	CF	9300000949	8/31/2012	26.33
53402100	AWWSC Oth O&M OPEX	CF	9300000950	8/31/2012	18.74
53402100	AWWSC Oth O&M OPEX	CF	9300000952	8/31/2012	53.94
53402100	AWWSC Oth O&M OPEX	CF	9300000953	8/31/2012	35.08
53402100	AWWSC Oth O&M OPEX	CF	9300000958	8/31/2012	14.31
53402100	AWWSC Oth O&M OPEX	CF	9300000961	8/31/2012	(2,462.83)
53402100	AWWSC Oth O&M OPEX	CF	9300000962	8/31/2012	448.00
53402100	AWWSC Oth O&M OPEX	CF	9300000963	8/31/2012	10.91
53402100	AWWSC Oth O&M OPEX	CF	9300000964	8/31/2012	45.71
53402100	AWWSC Oth O&M OPEX	CF	9300000965	8/31/2012	16.07
53402100	AWWSC Oth O&M OPEX	CF	9300000966	8/31/2012	49.01
53402100	AWWSC Oth O&M OPEX	CF	9300000967	8/31/2012	29.02
53402100	AWWSC Oth O&M OPEX	CF	9300000968	8/31/2012	26.73
53402100	AWWSC Oth O&M OPEX	CF	9300000969	8/31/2012	(1.73)
53402100	AWWSC Oth O&M OPEX	CF	9300000974	8/31/2012	(1.83)
53402100	AWWSC Oth O&M OPEX	CF	9300000976	8/31/2012	15.95
53402100	AWWSC Oth O&M OPEX	CF	9300000977	8/31/2012	12.27
53402100	AWWSC Oth O&M OPEX	CF	9300000978	8/31/2012	(0.25)
53402100	AWWSC Oth O&M OPEX	CF	9300000982	8/31/2012	1,184.62
53402100	AWWSC Oth O&M OPEX	CF	9300000989	8/31/2012	8,656.61
53402100	AWWSC Oth O&M OPEX	CF	9300000990	8/31/2012	(889.12)
53402100	AWWSC Oth O&M OPEX	CF	9300001165	8/31/2012	39.62
53402100	AWWSC Oth O&M OPEX	CF	9300001165	8/31/2012	67.71
53402100	AWWSC Oth O&M OPEX	CF	9300001165	8/31/2012	17.93
53402100	AWWSC Oth O&M OPEX	CF	9300001165	8/31/2012	1,742.57
53402100	AWWSC Oth O&M OPEX	CF	9300001165	8/31/2012	457.06
53402100	AWWSC Oth O&M OPEX	CF	9300001166	8/31/2012	7.42
53402100	AWWSC Oth O&M OPEX	CF	9300001166	8/31/2012	16.03
53402100	AWWSC Oth O&M OPEX	CF	9300001166	8/31/2012	17.53
53402100	AWWSC Oth O&M OPEX	CF	9300001166	8/31/2012	74.81
53402100	AWWSC Oth O&M OPEX	CF	9300001167	8/31/2012	76.52
53402100	AWWSC Oth O&M OPEX	CF	9300001167	8/31/2012	43.07
53402100	AWWSC Oth O&M OPEX	CF	9300001167	8/31/2012	35.54
53402100	AWWSC Oth O&M OPEX	CF	9300001167	8/31/2012	9.90

## Kentucky American Water Company

Case No. 2012-00520

Response to PSC DR1, Item 31

Account	Description	Doc Type	Document Number	Posting Date	Amount
53402100	AWWSC Oth O&M OPEX	CF	9300001167	8/31/2012	47.21
53402100	AWWSC Oth O&M OPEX	CF	9300001168	8/31/2012	79.22
53402100	AWWSC Oth O&M OPEX	CF	9300001168	8/31/2012	16.42
53402100	AWWSC Oth O&M OPEX	CF	9300001168	8/31/2012	94.85
53402100	AWWSC Oth O&M OPEX	CF	9300001168	8/31/2012	66.21
53402100	AWWSC Oth O&M OPEX	CF	9300001168	8/31/2012	13.58
53402100	AWWSC Oth O&M OPEX	CF	9300001169	8/31/2012	29.44
53402100	AWWSC Oth O&M OPEX	CF	9300001169	8/31/2012	42.89
53402100	AWWSC Oth O&M OPEX	CF	9300001169	8/31/2012	17.08
53402100	AWWSC Oth O&M OPEX	CF	9300001169	8/31/2012	44.14
53402100	AWWSC Oth O&M OPEX	CF	9300001169	8/31/2012	167.63
53402100	AWWSC Oth O&M OPEX	CF	9300001170	8/31/2012	17.31
53402100	AWWSC Oth O&M OPEX	CF	9300001170	8/31/2012	90.13
53402100	AWWSC Oth O&M OPEX	CF	9300001170	8/31/2012	1,512.79
53402100	AWWSC Oth O&M OPEX	CF	9300001170	8/31/2012	93.13
53402100	AWWSC Oth O&M OPEX	CF	9300001171	8/31/2012	55.05
53402100	AWWSC Oth O&M OPEX	CF	9300001171	8/31/2012	2.48
53402100	AWWSC Oth O&M OPEX	CF	9300001172	8/31/2012	29.64
53402100	AWWSC Oth O&M OPEX	CF	9300001172	8/31/2012	600.23
53402100	AWWSC Oth O&M OPEX	CF	9300001173	8/31/2012	63.27
53402100	AWWSC Oth O&M OPEX	CF	9300001173	8/31/2012	69.33
53402100	AWWSC Oth O&M OPEX	CF	9300001173	8/31/2012	24.46
53402100	AWWSC Oth O&M OPEX	CF	9300001173	8/31/2012	212.50
53402100	AWWSC Oth O&M OPEX	CF	9300001173	8/31/2012	155.60
53402100	AWWSC Oth O&M OPEX	CF	9300001174	8/31/2012	117.33
53402100	AWWSC Oth O&M OPEX	CF	9300001174	8/31/2012	737.33
53402100	AWWSC Oth O&M OPEX	CF	9300001174	8/31/2012	297.30
53402100	AWWSC Oth O&M OPEX	CF	9300001175	8/31/2012	96.91
53402100	AWWSC Oth O&M OPEX	CF	9300001175	8/31/2012	72.27
53402100	AWWSC Oth O&M OPEX	CF	9300001175	8/31/2012	89.69
53402100	AWWSC Oth O&M OPEX	CF	9300001175	8/31/2012	535.15
53402100	AWWSC Oth O&M OPEX	CF	9300001175	8/31/2012	23.76
53402100	AWWSC Oth O&M OPEX	CF	9300001175	8/31/2012	73.38
53402100	AWWSC Oth O&M OPEX	CF	9300001175	8/31/2012	48.98
53402100	AWWSC Oth O&M OPEX	CF	9300001176	8/31/2012	319.44
53402100	AWWSC Oth O&M OPEX	CF	9300001176	8/31/2012	330.79
53402100	AWWSC Oth O&M OPEX	CF	9300001176	8/31/2012	3,359.42
53402100	AWWSC Oth O&M OPEX	CF	9300001176	8/31/2012	68.80
53402100	AWWSC Oth O&M OPEX	CF	9300001176	8/31/2012	33.55
53402100	AWWSC Oth O&M OPEX	CF	9300001176	8/31/2012	59.95
53402100	AWWSC Oth O&M OPEX	CF	9300001177	8/31/2012	106.56
53402100	AWWSC Oth O&M OPEX	CF	9300001177	8/31/2012	582.72
53402100	AWWSC Oth O&M OPEX	CF	9300001177	8/31/2012	9.03
53402100	AWWSC Oth O&M OPEX	CF	9300001177	8/31/2012	10.32
53402100	AWWSC Oth O&M OPEX	CF	9300001177	8/31/2012	478.73
53402100	AWWSC Oth O&M OPEX	CF	9300001177	8/31/2012	11,378.46
53402100	AWWSC Oth O&M OPEX	CF	9300001177	8/31/2012	22.98
53402100	AWWSC Oth O&M OPEX	CF	9300001178	8/31/2012	18.29
53402100	AWWSC Oth O&M OPEX	CF	9300001178	8/31/2012	89.64
53402100	AWWSC Oth O&M OPEX	CF	9300001178	8/31/2012	15.88
53402100	AWWSC Oth O&M OPEX	CF	9300001178	8/31/2012	11,866.60
53402100	AWWSC Oth O&M OPEX	CF	9300001178	8/31/2012	3,044.71
53402100	AWWSC Oth O&M OPEX	CF	9300001179	8/31/2012	55.52

Kentucky American Water Company  
Case No. 2012-00520  
Response to PSC DR1, Item 31

Account	Description	Doc Type	Document Number	Posting Date	Amount
53402100	AWWSC Oth O&M OPEX	CF	9300001179	8/31/2012	7.44
53402100	AWWSC Oth O&M OPEX	CF	9300001179	8/31/2012	40.48
53402100	AWWSC Oth O&M OPEX	CF	9300001179	8/31/2012	1,582.09
53402100	AWWSC Oth O&M OPEX	CF	9300001179	8/31/2012	1,193.95
53402100	AWWSC Oth O&M OPEX	CF	9300001180	8/31/2012	228.70
53402100	AWWSC Oth O&M OPEX	CF	9300001180	8/31/2012	30.00
53402100	AWWSC Oth O&M OPEX	CF	9300001180	8/31/2012	2,132.40
53402100	AWWSC Oth O&M OPEX	CF	9300001180	8/31/2012	329.70
53402100	AWWSC Oth O&M OPEX	CF	9300001180	8/31/2012	4,209.42
53402100	AWWSC Oth O&M OPEX	CF	9300001180	8/31/2012	73.18
53402100	AWWSC Oth O&M OPEX	CF	9300001180	8/31/2012	16.95
53402100	AWWSC Oth O&M OPEX	CF	9300001181	8/31/2012	11,352.81
53402100	AWWSC Oth O&M OPEX	CF	9300001181	8/31/2012	29.48
53402100	AWWSC Oth O&M OPEX	CF	9300001181	8/31/2012	45.79
53402100	AWWSC Oth O&M OPEX	CF	9300001181	8/31/2012	44.80
53402100	AWWSC Oth O&M OPEX	CF	9300001182	8/31/2012	38.56
53402100	AWWSC Oth O&M OPEX	CF	9300001182	8/31/2012	719.24
53402100	AWWSC Oth O&M OPEX	CF	9300001182	8/31/2012	13.35
53402100	AWWSC Oth O&M OPEX	CF	9300001182	8/31/2012	32.93
53402100	AWWSC Oth O&M OPEX	CF	9300001182	8/31/2012	25.29
53402100	AWWSC Oth O&M OPEX	CF	9300001182	8/31/2012	23.68
53402100	AWWSC Oth O&M OPEX	CF	9300001183	8/31/2012	52.64
53402100	AWWSC Oth O&M OPEX	CF	9300001183	8/31/2012	29.40
53402100	AWWSC Oth O&M OPEX	CF	9300001183	8/31/2012	164.04
53402100	AWWSC Oth O&M OPEX	CF	9300001184	8/31/2012	92.53
53402100	AWWSC Oth O&M OPEX	CF	9300001184	8/31/2012	93.13
53402100	AWWSC Oth O&M OPEX	CF	9300001184	8/31/2012	150.47
53402100	AWWSC Oth O&M OPEX	CF	9300001184	8/31/2012	13.26
53402100	AWWSC Oth O&M OPEX	CF	9300001185	8/31/2012	163.56
53402100	AWWSC Oth O&M OPEX	CF	9300001185	8/31/2012	293.92
53402100	AWWSC Oth O&M OPEX	CF	9300001185	8/31/2012	110.02
53402100	AWWSC Oth O&M OPEX	CF	9300001185	8/31/2012	701.53
53402100	AWWSC Oth O&M OPEX	CF	9300001186	8/31/2012	9.37
53402100	AWWSC Oth O&M OPEX	CF	9300001186	8/31/2012	16.16
53402100	AWWSC Oth O&M OPEX	CF	9300001186	8/31/2012	6.55
53402100	AWWSC Oth O&M OPEX	CF	9300001186	8/31/2012	0.96
53402100	AWWSC Oth O&M OPEX	CF	9300001186	8/31/2012	1.25
53402100	AWWSC Oth O&M OPEX	CF	9300001186	8/31/2012	5.34
53402100	AWWSC Oth O&M OPEX	CF	9300001187	8/31/2012	3.20
53402100	AWWSC Oth O&M OPEX	CF	9300001187	8/31/2012	2.73
53402200	AWWSC Dpr/Amrt OPEX	CF	9300001165	8/31/2012	3,797.45
53402200	AWWSC Dpr/Amrt OPEX	CF	9300001165	8/31/2012	31.25
53402200	AWWSC Dpr/Amrt OPEX	CF	9300001167	8/31/2012	112.09
53402200	AWWSC Dpr/Amrt OPEX	CF	9300001170	8/31/2012	38.53
53402200	AWWSC Dpr/Amrt OPEX	CF	9300001170	8/31/2012	923.02
53402200	AWWSC Dpr/Amrt OPEX	CF	9300001173	8/31/2012	172.66
53402200	AWWSC Dpr/Amrt OPEX	CF	9300001174	8/31/2012	281.81
53402200	AWWSC Dpr/Amrt OPEX	CF	9300001174	8/31/2012	1,008.44
53402200	AWWSC Dpr/Amrt OPEX	CF	9300001175	8/31/2012	43.37
53402200	AWWSC Dpr/Amrt OPEX	CF	9300001175	8/31/2012	6,436.55
53402200	AWWSC Dpr/Amrt OPEX	CF	9300001176	8/31/2012	1,355.68
53402200	AWWSC Dpr/Amrt OPEX	CF	9300001177	8/31/2012	1,679.45
53402200	AWWSC Dpr/Amrt OPEX	CF	9300001177	8/31/2012	2,138.99

## Kentucky American Water Company

Case No. 2012-00520

Response to PSC DR1, Item 31

Account	Description	Doc Type	Document Number	Posting Date	Amount
53402200	AWWSC Dpr/Amrt OPEX	CF	9300001177	8/31/2012	7.99
53402200	AWWSC Dpr/Amrt OPEX	CF	9300001177	8/31/2012	2,050.57
53402200	AWWSC Dpr/Amrt OPEX	CF	9300001178	8/31/2012	3,697.09
53402200	AWWSC Dpr/Amrt OPEX	CF	9300001179	8/31/2012	4,403.63
53402200	AWWSC Dpr/Amrt OPEX	CF	9300001179	8/31/2012	54,791.95
53402200	AWWSC Dpr/Amrt OPEX	CF	9300001183	8/31/2012	89.14
53402200	AWWSC Dpr/Amrt OPEX	CF	9300001185	8/31/2012	1,548.71
53402200	AWWSC Dpr/Amrt OPEX	CF	9300001186	8/31/2012	17.93
53402300	AWWSC Gen Tax OPEX	CF	9300000519	8/31/2012	0.27
53402300	AWWSC Gen Tax OPEX	CF	9300000520	8/31/2012	0.25
53402300	AWWSC Gen Tax OPEX	CF	9300000521	8/31/2012	1.08
53402300	AWWSC Gen Tax OPEX	CF	9300000522	8/31/2012	0.39
53402300	AWWSC Gen Tax OPEX	CF	9300000523	8/31/2012	0.43
53402300	AWWSC Gen Tax OPEX	CF	9300000524	8/31/2012	892.49
53402300	AWWSC Gen Tax OPEX	CF	9300000525	8/31/2012	(18.70)
53402300	AWWSC Gen Tax OPEX	CF	9300000526	8/31/2012	(23.44)
53402300	AWWSC Gen Tax OPEX	CF	9300000527	8/31/2012	(35.80)
53402300	AWWSC Gen Tax OPEX	CF	9300000528	8/31/2012	(25.72)
53402300	AWWSC Gen Tax OPEX	CF	9300000529	8/31/2012	(32.53)
53402300	AWWSC Gen Tax OPEX	CF	9300000531	8/31/2012	24.00
53402300	AWWSC Gen Tax OPEX	CF	9300000738	8/31/2012	28.68
53402300	AWWSC Gen Tax OPEX	CF	9300000739	8/31/2012	25.81
53402300	AWWSC Gen Tax OPEX	CF	9300000740	8/31/2012	39.55
53402300	AWWSC Gen Tax OPEX	CF	9300000741	8/31/2012	3.41
53402300	AWWSC Gen Tax OPEX	CF	9300000742	8/31/2012	9.14
53402300	AWWSC Gen Tax OPEX	CF	9300000743	8/31/2012	221.06
53402300	AWWSC Gen Tax OPEX	CF	9300000744	8/31/2012	113.40
53402300	AWWSC Gen Tax OPEX	CF	9300000745	8/31/2012	201.26
53402300	AWWSC Gen Tax OPEX	CF	9300000746	8/31/2012	202.63
53402300	AWWSC Gen Tax OPEX	CF	9300000747	8/31/2012	333.38
53402300	AWWSC Gen Tax OPEX	CF	9300000748	8/31/2012	1,178.40
53402300	AWWSC Gen Tax OPEX	CF	9300000749	8/31/2012	12.38
53402300	AWWSC Gen Tax OPEX	CF	9300000750	8/31/2012	86.94
53402300	AWWSC Gen Tax OPEX	CF	9300000751	8/31/2012	18.95
53402300	AWWSC Gen Tax OPEX	CF	9300000752	8/31/2012	4.32
53402300	AWWSC Gen Tax OPEX	CF	9300000753	8/31/2012	75.18
53402300	AWWSC Gen Tax OPEX	CF	9300000754	8/31/2012	0.76
53402300	AWWSC Gen Tax OPEX	CF	9300000755	8/31/2012	4.72
53402300	AWWSC Gen Tax OPEX	CF	9300000756	8/31/2012	23.82
53402300	AWWSC Gen Tax OPEX	CF	9300000758	8/31/2012	19.60
53402300	AWWSC Gen Tax OPEX	CF	9300000759	8/31/2012	2,790.41
53402300	AWWSC Gen Tax OPEX	CF	9300000760	8/31/2012	0.47
53402300	AWWSC Gen Tax OPEX	CF	9300000761	8/31/2012	44.07
53402300	AWWSC Gen Tax OPEX	CF	9300000762	8/31/2012	2,323.40
53402300	AWWSC Gen Tax OPEX	CF	9300000763	8/31/2012	98.13
53402300	AWWSC Gen Tax OPEX	CF	9300000764	8/31/2012	45.89
53402300	AWWSC Gen Tax OPEX	CF	9300000765	8/31/2012	69.27
53402300	AWWSC Gen Tax OPEX	CF	9300000771	8/31/2012	15.18
53402300	AWWSC Gen Tax OPEX	CF	9300000772	8/31/2012	312.68
53402300	AWWSC Gen Tax OPEX	CF	9300000773	8/31/2012	145.78
53402300	AWWSC Gen Tax OPEX	CF	9300000774	8/31/2012	11.36
53402300	AWWSC Gen Tax OPEX	CF	9300000775	8/31/2012	47.27
53402300	AWWSC Gen Tax OPEX	CF	9300000776	8/31/2012	13.25

Kentucky American Water Company  
Case No. 2012-00520  
Response to PSC DR1, Item 31

Account	Description	Doc Type	Document Number	Posting Date	Amount
53402300	AWWSC Gen Tax OPEX	CF	9300000778	8/31/2012	140.81
53402300	AWWSC Gen Tax OPEX	CF	9300000780	8/31/2012	30.06
53402300	AWWSC Gen Tax OPEX	CF	9300000781	8/31/2012	82.10
53402300	AWWSC Gen Tax OPEX	CF	9300000782	8/31/2012	79.14
53402300	AWWSC Gen Tax OPEX	CF	9300000783	8/31/2012	21.12
53402300	AWWSC Gen Tax OPEX	CF	9300000786	8/31/2012	12.54
53402300	AWWSC Gen Tax OPEX	CF	9300000787	8/31/2012	0.61
53402300	AWWSC Gen Tax OPEX	CF	9300000788	8/31/2012	19.10
53402300	AWWSC Gen Tax OPEX	CF	9300000789	8/31/2012	30.01
53402300	AWWSC Gen Tax OPEX	CF	9300000790	8/31/2012	87.38
53402300	AWWSC Gen Tax OPEX	CF	9300000791	8/31/2012	13.51
53402300	AWWSC Gen Tax OPEX	CF	9300000792	8/31/2012	185.05
53402300	AWWSC Gen Tax OPEX	CF	9300000793	8/31/2012	5.40
53402300	AWWSC Gen Tax OPEX	CF	9300000794	8/31/2012	0.48
53402300	AWWSC Gen Tax OPEX	CF	9300000795	8/31/2012	0.16
53402300	AWWSC Gen Tax OPEX	CF	9300000796	8/31/2012	1.29
53402300	AWWSC Gen Tax OPEX	CF	9300000797	8/31/2012	105.24
53402300	AWWSC Gen Tax OPEX	CF	9300000798	8/31/2012	6.19
53402300	AWWSC Gen Tax OPEX	CF	9300000799	8/31/2012	0.52
53402300	AWWSC Gen Tax OPEX	CF	9300000800	8/31/2012	74.17
53402300	AWWSC Gen Tax OPEX	CF	9300000802	8/31/2012	23.01
53402300	AWWSC Gen Tax OPEX	CF	9300000803	8/31/2012	5.67
53402300	AWWSC Gen Tax OPEX	CF	9300000805	8/31/2012	22.68
53402300	AWWSC Gen Tax OPEX	CF	9300000806	8/31/2012	15.98
53402300	AWWSC Gen Tax OPEX	CF	9300000807	8/31/2012	12.57
53402300	AWWSC Gen Tax OPEX	CF	9300000808	8/31/2012	28.89
53402300	AWWSC Gen Tax OPEX	CF	9300000809	8/31/2012	0.94
53402300	AWWSC Gen Tax OPEX	CF	9300000810	8/31/2012	2.76
53402300	AWWSC Gen Tax OPEX	CF	9300000811	8/31/2012	35.66
53402300	AWWSC Gen Tax OPEX	CF	9300000812	8/31/2012	6.45
53402300	AWWSC Gen Tax OPEX	CF	9300000814	8/31/2012	1.18
53402300	AWWSC Gen Tax OPEX	CF	9300000816	8/31/2012	14.78
53402300	AWWSC Gen Tax OPEX	CF	9300000817	8/31/2012	72.34
53402300	AWWSC Gen Tax OPEX	CF	9300000818	8/31/2012	228.41
53402300	AWWSC Gen Tax OPEX	CF	9300000819	8/31/2012	9.08
53402300	AWWSC Gen Tax OPEX	CF	9300000824	8/31/2012	11.07
53402300	AWWSC Gen Tax OPEX	CF	9300000830	8/31/2012	78.66
53402300	AWWSC Gen Tax OPEX	CF	9300000831	8/31/2012	85.19
53402300	AWWSC Gen Tax OPEX	CF	9300000832	8/31/2012	334.05
53402300	AWWSC Gen Tax OPEX	CF	9300000833	8/31/2012	113.30
53402300	AWWSC Gen Tax OPEX	CF	9300000834	8/31/2012	109.92
53402300	AWWSC Gen Tax OPEX	CF	9300000835	8/31/2012	123.36
53402300	AWWSC Gen Tax OPEX	CF	9300000836	8/31/2012	185.90
53402300	AWWSC Gen Tax OPEX	CF	9300000837	8/31/2012	182.85
53402300	AWWSC Gen Tax OPEX	CF	9300000838	8/31/2012	135.13
53402300	AWWSC Gen Tax OPEX	CF	9300000839	8/31/2012	4.02
53402300	AWWSC Gen Tax OPEX	CF	9300000840	8/31/2012	231.63
53402300	AWWSC Gen Tax OPEX	CF	9300000842	8/31/2012	(892.49)
53402300	AWWSC Gen Tax OPEX	CF	9300000843	8/31/2012	3.65
53402300	AWWSC Gen Tax OPEX	CF	9300000844	8/31/2012	105.12
53402300	AWWSC Gen Tax OPEX	CF	9300000845	8/31/2012	(4,158.54)
53402300	AWWSC Gen Tax OPEX	CF	9300000846	8/31/2012	102.66
53402300	AWWSC Gen Tax OPEX	CF	9300000849	8/31/2012	322.29

Kentucky American Water Company  
Case No. 2012-00520  
Response to PSC DR1, Item 31

Account	Description	Doc Type	Document Number	Posting Date	Amount
53402300	AWWSC Gen Tax OPEX	CF	9300000850	8/31/2012	97.35
53402300	AWWSC Gen Tax OPEX	CF	9300000851	8/31/2012	40.57
53402300	AWWSC Gen Tax OPEX	CF	9300000852	8/31/2012	133.98
53402300	AWWSC Gen Tax OPEX	CF	9300000853	8/31/2012	78.19
53402300	AWWSC Gen Tax OPEX	CF	9300000854	8/31/2012	106.17
53402300	AWWSC Gen Tax OPEX	CF	9300000855	8/31/2012	105.30
53402300	AWWSC Gen Tax OPEX	CF	9300000856	8/31/2012	150.85
53402300	AWWSC Gen Tax OPEX	CF	9300000857	8/31/2012	437.04
53402300	AWWSC Gen Tax OPEX	CF	9300000859	8/31/2012	29.64
53402300	AWWSC Gen Tax OPEX	CF	9300000860	8/31/2012	61.80
53402300	AWWSC Gen Tax OPEX	CF	9300000861	8/31/2012	22.85
53402300	AWWSC Gen Tax OPEX	CF	9300000863	8/31/2012	24.38
53402300	AWWSC Gen Tax OPEX	CF	9300000865	8/31/2012	37.15
53402300	AWWSC Gen Tax OPEX	CF	9300000866	8/31/2012	5.00
53402300	AWWSC Gen Tax OPEX	CF	9300000867	8/31/2012	84.33
53402300	AWWSC Gen Tax OPEX	CF	9300000868	8/31/2012	67.61
53402300	AWWSC Gen Tax OPEX	CF	9300000870	8/31/2012	9.15
53402300	AWWSC Gen Tax OPEX	CF	9300000871	8/31/2012	8.49
53402300	AWWSC Gen Tax OPEX	CF	9300000872	8/31/2012	11.61
53402300	AWWSC Gen Tax OPEX	CF	9300000873	8/31/2012	1.89
53402300	AWWSC Gen Tax OPEX	CF	9300000875	8/31/2012	32.82
53402300	AWWSC Gen Tax OPEX	CF	9300000876	8/31/2012	268.60
53402300	AWWSC Gen Tax OPEX	CF	9300000877	8/31/2012	228.88
53402300	AWWSC Gen Tax OPEX	CF	9300000878	8/31/2012	9.65
53402300	AWWSC Gen Tax OPEX	CF	9300000879	8/31/2012	109.55
53402300	AWWSC Gen Tax OPEX	CF	9300000881	8/31/2012	33.40
53402300	AWWSC Gen Tax OPEX	CF	9300000883	8/31/2012	43.13
53402300	AWWSC Gen Tax OPEX	CF	9300000885	8/31/2012	132.32
53402300	AWWSC Gen Tax OPEX	CF	9300000886	8/31/2012	35.33
53402300	AWWSC Gen Tax OPEX	CF	9300000889	8/31/2012	406.25
53402300	AWWSC Gen Tax OPEX	CF	9300000891	8/31/2012	33.97
53402300	AWWSC Gen Tax OPEX	CF	9300000894	8/31/2012	1.53
53402300	AWWSC Gen Tax OPEX	CF	9300000895	8/31/2012	16.85
53402300	AWWSC Gen Tax OPEX	CF	9300000896	8/31/2012	10.27
53402300	AWWSC Gen Tax OPEX	CF	9300000897	8/31/2012	0.10
53402300	AWWSC Gen Tax OPEX	CF	9300000898	8/31/2012	1.83
53402300	AWWSC Gen Tax OPEX	CF	9300000899	8/31/2012	18.22
53402300	AWWSC Gen Tax OPEX	CF	9300000900	8/31/2012	4.67
53402300	AWWSC Gen Tax OPEX	CF	9300000903	8/31/2012	42.08
53402300	AWWSC Gen Tax OPEX	CF	9300000905	8/31/2012	107.19
53402300	AWWSC Gen Tax OPEX	CF	9300000906	8/31/2012	108.00
53402300	AWWSC Gen Tax OPEX	CF	9300000907	8/31/2012	230.30
53402300	AWWSC Gen Tax OPEX	CF	9300000908	8/31/2012	15.23
53402300	AWWSC Gen Tax OPEX	CF	9300000909	8/31/2012	93.14
53402300	AWWSC Gen Tax OPEX	CF	9300000910	8/31/2012	49.07
53402300	AWWSC Gen Tax OPEX	CF	9300000914	8/31/2012	32.29
53402300	AWWSC Gen Tax OPEX	CF	9300000916	8/31/2012	49.40
53402300	AWWSC Gen Tax OPEX	CF	9300000917	8/31/2012	123.71
53402300	AWWSC Gen Tax OPEX	CF	9300000918	8/31/2012	220.24
53402300	AWWSC Gen Tax OPEX	CF	9300000920	8/31/2012	47.96
53402300	AWWSC Gen Tax OPEX	CF	9300000921	8/31/2012	22.11
53402300	AWWSC Gen Tax OPEX	CF	9300000922	8/31/2012	27.35
53402300	AWWSC Gen Tax OPEX	CF	9300000923	8/31/2012	5.37



Kentucky American Water Company  
Case No. 2012-00520  
Response to PSC DR1, Item 31

Account	Description	Doc Type	Document Number	Posting Date	Amount
53402300	AWWSC Gen Tax OPEX	CF	9300000924	8/31/2012	171.95
53402300	AWWSC Gen Tax OPEX	CF	9300000925	8/31/2012	309.94
53402300	AWWSC Gen Tax OPEX	CF	9300000929	8/31/2012	1,011.28
53402300	AWWSC Gen Tax OPEX	CF	9300000930	8/31/2012	0.78
53402300	AWWSC Gen Tax OPEX	CF	9300000931	8/31/2012	4.21
53402300	AWWSC Gen Tax OPEX	CF	9300000933	8/31/2012	105.55
53402300	AWWSC Gen Tax OPEX	CF	9300000934	8/31/2012	3,827.13
53402300	AWWSC Gen Tax OPEX	CF	9300000935	8/31/2012	0.25
53402300	AWWSC Gen Tax OPEX	CF	9300000936	8/31/2012	9.95
53402300	AWWSC Gen Tax OPEX	CF	9300000937	8/31/2012	0.23
53402300	AWWSC Gen Tax OPEX	CF	9300000938	8/31/2012	12.52
53402300	AWWSC Gen Tax OPEX	CF	9300000939	8/31/2012	15.65
53402300	AWWSC Gen Tax OPEX	CF	9300000940	8/31/2012	7.44
53402300	AWWSC Gen Tax OPEX	CF	9300000941	8/31/2012	4.33
53402300	AWWSC Gen Tax OPEX	CF	9300000942	8/31/2012	44.76
53402300	AWWSC Gen Tax OPEX	CF	9300000943	8/31/2012	9.15
53402300	AWWSC Gen Tax OPEX	CF	9300000944	8/31/2012	4.76
53402300	AWWSC Gen Tax OPEX	CF	9300000946	8/31/2012	127.99
53402300	AWWSC Gen Tax OPEX	CF	9300000951	8/31/2012	42.22
53402300	AWWSC Gen Tax OPEX	CF	9300000952	8/31/2012	137.37
53402300	AWWSC Gen Tax OPEX	CF	9300000954	8/31/2012	58.86
53402300	AWWSC Gen Tax OPEX	CF	9300000955	8/31/2012	37.20
53402300	AWWSC Gen Tax OPEX	CF	9300000956	8/31/2012	76.28
53402300	AWWSC Gen Tax OPEX	CF	9300000957	8/31/2012	19.65
53402300	AWWSC Gen Tax OPEX	CF	9300000959	8/31/2012	0.61
53402300	AWWSC Gen Tax OPEX	CF	9300000961	8/31/2012	(3,454.50)
53402300	AWWSC Gen Tax OPEX	CF	9300000962	8/31/2012	74.85
53402300	AWWSC Gen Tax OPEX	CF	9300000964	8/31/2012	157.67
53402300	AWWSC Gen Tax OPEX	CF	9300000966	8/31/2012	203.82
53402300	AWWSC Gen Tax OPEX	CF	9300000967	8/31/2012	244.22
53402300	AWWSC Gen Tax OPEX	CF	9300000968	8/31/2012	43.86
53402300	AWWSC Gen Tax OPEX	CF	9300000970	8/31/2012	84.10
53402300	AWWSC Gen Tax OPEX	CF	9300000971	8/31/2012	120.79
53402300	AWWSC Gen Tax OPEX	CF	9300000973	8/31/2012	70.40
53402300	AWWSC Gen Tax OPEX	CF	9300000974	8/31/2012	165.57
53402300	AWWSC Gen Tax OPEX	CF	9300000975	8/31/2012	83.12
53402300	AWWSC Gen Tax OPEX	CF	9300000977	8/31/2012	149.57
53402300	AWWSC Gen Tax OPEX	CF	9300000978	8/31/2012	74.30
53402300	AWWSC Gen Tax OPEX	CF	9300000979	8/31/2012	71.37
53402300	AWWSC Gen Tax OPEX	CF	9300000980	8/31/2012	86.83
53402300	AWWSC Gen Tax OPEX	CF	9300000981	8/31/2012	6.88
53402300	AWWSC Gen Tax OPEX	CF	9300000982	8/31/2012	432.70
53402300	AWWSC Gen Tax OPEX	CF	9300000983	8/31/2012	82.95
53402300	AWWSC Gen Tax OPEX	CF	9300000984	8/31/2012	29.64
53402300	AWWSC Gen Tax OPEX	CF	9300000985	8/31/2012	700.56
53402300	AWWSC Gen Tax OPEX	CF	9300000986	8/31/2012	480.02
53402300	AWWSC Gen Tax OPEX	CF	9300000987	8/31/2012	506.32
53402300	AWWSC Gen Tax OPEX	CF	9300000988	8/31/2012	615.02
53402300	AWWSC Gen Tax OPEX	CF	9300000990	8/31/2012	51.40
53402300	AWWSC Gen Tax OPEX	CF	9300000991	8/31/2012	0.57
53402300	AWWSC Gen Tax OPEX	CF	9300000992	8/31/2012	328.80
53402300	AWWSC Gen Tax OPEX	CF	9300000993	8/31/2012	217.12
53402300	AWWSC Gen Tax OPEX	CF	9300000994	8/31/2012	341.92

Kentucky American Water Company  
Case No. 2012-00520  
Response to PSC DR1, Item 31

Account	Description	Doc Type	Document Number	Posting Date	Amount
53402300	AWWSC Gen Tax OPEX	CF	9300000995	8/31/2012	40.27
53402300	AWWSC Gen Tax OPEX	CF	9300000996	8/31/2012	548.13
53402300	AWWSC Gen Tax OPEX	CF	9300000997	8/31/2012	379.27
53402300	AWWSC Gen Tax OPEX	CF	9300000998	8/31/2012	0.91
53402300	AWWSC Gen Tax OPEX	CF	9300000999	8/31/2012	6.92
53402300	AWWSC Gen Tax OPEX	CF	9300001000	8/31/2012	114.02
53402300	AWWSC Gen Tax OPEX	CF	9300001001	8/31/2012	64.68
53402300	AWWSC Gen Tax OPEX	CF	9300001002	8/31/2012	8.44
53402300	AWWSC Gen Tax OPEX	CF	9300001003	8/31/2012	18.46
53402300	AWWSC Gen Tax OPEX	CF	9300001165	8/31/2012	18.95
53402300	AWWSC Gen Tax OPEX	CF	9300001165	8/31/2012	17.65
53402300	AWWSC Gen Tax OPEX	CF	9300001165	8/31/2012	33.13
53402300	AWWSC Gen Tax OPEX	CF	9300001165	8/31/2012	392.85
53402300	AWWSC Gen Tax OPEX	CF	9300001166	8/31/2012	0.08
53402300	AWWSC Gen Tax OPEX	CF	9300001166	8/31/2012	16.39
53402300	AWWSC Gen Tax OPEX	CF	9300001166	8/31/2012	7.44
53402300	AWWSC Gen Tax OPEX	CF	9300001167	8/31/2012	18.26
53402300	AWWSC Gen Tax OPEX	CF	9300001167	8/31/2012	11.33
53402300	AWWSC Gen Tax OPEX	CF	9300001168	8/31/2012	4.65
53402300	AWWSC Gen Tax OPEX	CF	9300001168	8/31/2012	15.24
53402300	AWWSC Gen Tax OPEX	CF	9300001168	8/31/2012	54.36
53402300	AWWSC Gen Tax OPEX	CF	9300001168	8/31/2012	4.62
53402300	AWWSC Gen Tax OPEX	CF	9300001168	8/31/2012	17.32
53402300	AWWSC Gen Tax OPEX	CF	9300001169	8/31/2012	14.74
53402300	AWWSC Gen Tax OPEX	CF	9300001169	8/31/2012	15.43
53402300	AWWSC Gen Tax OPEX	CF	9300001170	8/31/2012	21.02
53402300	AWWSC Gen Tax OPEX	CF	9300001170	8/31/2012	138.05
53402300	AWWSC Gen Tax OPEX	CF	9300001170	8/31/2012	(0.45)
53402300	AWWSC Gen Tax OPEX	CF	9300001170	8/31/2012	124.54
53402300	AWWSC Gen Tax OPEX	CF	9300001171	8/31/2012	1.54
53402300	AWWSC Gen Tax OPEX	CF	9300001171	8/31/2012	0.58
53402300	AWWSC Gen Tax OPEX	CF	9300001171	8/31/2012	0.64
53402300	AWWSC Gen Tax OPEX	CF	9300001171	8/31/2012	8.22
53402300	AWWSC Gen Tax OPEX	CF	9300001172	8/31/2012	18.82
53402300	AWWSC Gen Tax OPEX	CF	9300001172	8/31/2012	87.63
53402300	AWWSC Gen Tax OPEX	CF	9300001172	8/31/2012	45.59
53402300	AWWSC Gen Tax OPEX	CF	9300001172	8/31/2012	21.05
53402300	AWWSC Gen Tax OPEX	CF	9300001172	8/31/2012	4.19
53402300	AWWSC Gen Tax OPEX	CF	9300001173	8/31/2012	0.08
53402300	AWWSC Gen Tax OPEX	CF	9300001173	8/31/2012	12.70
53402300	AWWSC Gen Tax OPEX	CF	9300001173	8/31/2012	9.10
53402300	AWWSC Gen Tax OPEX	CF	9300001173	8/31/2012	92.90
53402300	AWWSC Gen Tax OPEX	CF	9300001174	8/31/2012	3.74
53402300	AWWSC Gen Tax OPEX	CF	9300001174	8/31/2012	41.71
53402300	AWWSC Gen Tax OPEX	CF	9300001174	8/31/2012	0.22
53402300	AWWSC Gen Tax OPEX	CF	9300001174	8/31/2012	80.02
53402300	AWWSC Gen Tax OPEX	CF	9300001175	8/31/2012	118.50
53402300	AWWSC Gen Tax OPEX	CF	9300001175	8/31/2012	141.60
53402300	AWWSC Gen Tax OPEX	CF	9300001175	8/31/2012	104.64
53402300	AWWSC Gen Tax OPEX	CF	9300001175	8/31/2012	134.67
53402300	AWWSC Gen Tax OPEX	CF	9300001176	8/31/2012	101.64
53402300	AWWSC Gen Tax OPEX	CF	9300001176	8/31/2012	70.38
53402300	AWWSC Gen Tax OPEX	CF	9300001176	8/31/2012	30.32

Kentucky American Water Company  
Case No. 2012-00520  
Response to PSC DR1, Item 31

Account	Description	Doc Type	Document Number	Posting Date	Amount
53402300	AWWSC Gen Tax OPEX	CF	9300001176	8/31/2012	16.28
53402300	AWWSC Gen Tax OPEX	CF	9300001177	8/31/2012	150.58
53402300	AWWSC Gen Tax OPEX	CF	9300001177	8/31/2012	41.37
53402300	AWWSC Gen Tax OPEX	CF	9300001177	8/31/2012	237.13
53402300	AWWSC Gen Tax OPEX	CF	9300001178	8/31/2012	21.53
53402300	AWWSC Gen Tax OPEX	CF	9300001178	8/31/2012	51.36
53402300	AWWSC Gen Tax OPEX	CF	9300001178	8/31/2012	250.43
53402300	AWWSC Gen Tax OPEX	CF	9300001179	8/31/2012	42.78
53402300	AWWSC Gen Tax OPEX	CF	9300001179	8/31/2012	6.06
53402300	AWWSC Gen Tax OPEX	CF	9300001179	8/31/2012	1.31
53402300	AWWSC Gen Tax OPEX	CF	9300001179	8/31/2012	3.87
53402300	AWWSC Gen Tax OPEX	CF	9300001180	8/31/2012	31.76
53402300	AWWSC Gen Tax OPEX	CF	9300001180	8/31/2012	23.62
53402300	AWWSC Gen Tax OPEX	CF	9300001180	8/31/2012	46.66
53402300	AWWSC Gen Tax OPEX	CF	9300001180	8/31/2012	2.55
53402300	AWWSC Gen Tax OPEX	CF	9300001180	8/31/2012	2.96
53402300	AWWSC Gen Tax OPEX	CF	9300001181	8/31/2012	46.01
53402300	AWWSC Gen Tax OPEX	CF	9300001181	8/31/2012	7.49
53402300	AWWSC Gen Tax OPEX	CF	9300001181	8/31/2012	13.25
53402300	AWWSC Gen Tax OPEX	CF	9300001181	8/31/2012	84.69
53402300	AWWSC Gen Tax OPEX	CF	9300001181	8/31/2012	15.08
53402300	AWWSC Gen Tax OPEX	CF	9300001182	8/31/2012	21.78
53402300	AWWSC Gen Tax OPEX	CF	9300001182	8/31/2012	7.62
53402300	AWWSC Gen Tax OPEX	CF	9300001182	8/31/2012	3.79
53402300	AWWSC Gen Tax OPEX	CF	9300001182	8/31/2012	6.07
53402300	AWWSC Gen Tax OPEX	CF	9300001183	8/31/2012	66.02
53402300	AWWSC Gen Tax OPEX	CF	9300001183	8/31/2012	9.43
53402300	AWWSC Gen Tax OPEX	CF	9300001183	8/31/2012	6.13
53402300	AWWSC Gen Tax OPEX	CF	9300001183	8/31/2012	3.85
53402300	AWWSC Gen Tax OPEX	CF	9300001183	8/31/2012	244.18
53402300	AWWSC Gen Tax OPEX	CF	9300001184	8/31/2012	28.68
53402300	AWWSC Gen Tax OPEX	CF	9300001184	8/31/2012	11.43
53402300	AWWSC Gen Tax OPEX	CF	9300001184	8/31/2012	266.56
53402300	AWWSC Gen Tax OPEX	CF	9300001184	8/31/2012	2.13
53402300	AWWSC Gen Tax OPEX	CF	9300001185	8/31/2012	161.78
53402300	AWWSC Gen Tax OPEX	CF	9300001185	8/31/2012	254.39
53402300	AWWSC Gen Tax OPEX	CF	9300001185	8/31/2012	55.59
53402300	AWWSC Gen Tax OPEX	CF	9300001185	8/31/2012	7.68
53402300	AWWSC Gen Tax OPEX	CF	9300001186	8/31/2012	12.73
53402300	AWWSC Gen Tax OPEX	CF	9300001186	8/31/2012	2.92
53402300	AWWSC Gen Tax OPEX	CF	9300001186	8/31/2012	1.64
53402300	AWWSC Gen Tax OPEX	CF	9300001186	8/31/2012	0.02
53402300	AWWSC Gen Tax OPEX	CF	9300001186	8/31/2012	0.03
53402300	AWWSC Gen Tax OPEX	CF	9300001187	8/31/2012	1.96
53402300	AWWSC Gen Tax OPEX	CF	9300001187	8/31/2012	0.05
53402400	AWWSC Interest OPEX	CF	9300000945	8/31/2012	8.73
53402400	AWWSC Interest OPEX	CF	9300000968	8/31/2012	70.48
53402400	AWWSC Interest OPEX	CF	9300001165	8/31/2012	1,017.11
53402400	AWWSC Interest OPEX	CF	9300001165	8/31/2012	852.88
53402400	AWWSC Interest OPEX	CF	9300001170	8/31/2012	0.75
53402400	AWWSC Interest OPEX	CF	9300001170	8/31/2012	540.24
53402400	AWWSC Interest OPEX	CF	9300001173	8/31/2012	12.86
53402400	AWWSC Interest OPEX	CF	9300001174	8/31/2012	3.08

## Kentucky American Water Company

Case No. 2012-00520

Response to PSC DR1, Item 31

Account	Description	Doc Type	Document Number	Posting Date	Amount
53402400	AWWSC Interest OPEX	CF	9300001174	8/31/2012	245.08
53402400	AWWSC Interest OPEX	CF	9300001175	8/31/2012	3.16
53402400	AWWSC Interest OPEX	CF	9300001175	8/31/2012	5.97
53402400	AWWSC Interest OPEX	CF	9300001175	8/31/2012	1,923.52
53402400	AWWSC Interest OPEX	CF	9300001177	8/31/2012	88.86
53402400	AWWSC Interest OPEX	CF	9300001177	8/31/2012	31.62
53402400	AWWSC Interest OPEX	CF	9300001178	8/31/2012	171.13
53402400	AWWSC Interest OPEX	CF	9300001179	8/31/2012	3.99
53402400	AWWSC Interest OPEX	CF	9300001179	8/31/2012	483.77
53402400	AWWSC Interest OPEX	CF	9300001183	8/31/2012	112.96
53402400	AWWSC Interest OPEX	CF	9300001183	8/31/2012	1.88
53402400	AWWSC Interest OPEX	CF	9300001185	8/31/2012	199.30
53402400	AWWSC Interest OPEX	CF	9300001186	8/31/2012	10.65
53402500	AWWSC Oth Inc OPEX	CF	9300000524	8/31/2012	182.52
53402500	AWWSC Oth Inc OPEX	CF	9300000842	8/31/2012	(182.52)
53402500	AWWSC Oth Inc OPEX	CF	9300000845	8/31/2012	1,106.71
53402500	AWWSC Oth Inc OPEX	CF	9300000934	8/31/2012	367.72
53402500	AWWSC Oth Inc OPEX	CF	9300000961	8/31/2012	(367.72)
53402600	AWWSC Inc Tax OPEX	CF	9300001165	8/31/2012	4,565.89
53481000	AWWSC Labor CAPX	CF	9300000533	8/31/2012	524.17
53481000	AWWSC Labor CAPX	CF	9300000534	8/31/2012	10,466.17
53481000	AWWSC Labor CAPX	CF	9300000535	8/31/2012	391.84
53481000	AWWSC Labor CAPX	CF	9300000536	8/31/2012	73.56
53481000	AWWSC Labor CAPX	CF	9300000537	8/31/2012	222.24
53481000	AWWSC Labor CAPX	CF	9300000538	8/31/2012	429.76
53481000	AWWSC Labor CAPX	CF	9300000539	8/31/2012	406.37
53481000	AWWSC Labor CAPX	CF	9300000540	8/31/2012	432.70
53481000	AWWSC Labor CAPX	CF	9300000541	8/31/2012	58.95
53481000	AWWSC Labor CAPX	CF	9300000542	8/31/2012	564.01
53481000	AWWSC Labor CAPX	CF	9300000543	8/31/2012	197.53
53481000	AWWSC Labor CAPX	CF	9300000544	8/31/2012	330.93
53481000	AWWSC Labor CAPX	CF	9300000545	8/31/2012	224.00
53481000	AWWSC Labor CAPX	CF	9300000546	8/31/2012	295.29
53481000	AWWSC Labor CAPX	CF	9300000547	8/31/2012	194.56
53481000	AWWSC Labor CAPX	CF	9300000548	8/31/2012	630.42
53481000	AWWSC Labor CAPX	CF	9300000549	8/31/2012	194.42
53481000	AWWSC Labor CAPX	CF	9300000552	8/31/2012	726.83
53481000	AWWSC Labor CAPX	CF	9300000553	8/31/2012	713.35
53481000	AWWSC Labor CAPX	CF	9300000554	8/31/2012	732.21
53481000	AWWSC Labor CAPX	CF	9300000555	8/31/2012	193.61
53481000	AWWSC Labor CAPX	CF	9300000556	8/31/2012	512.39
53481000	AWWSC Labor CAPX	CF	9300000557	8/31/2012	510.45
53481000	AWWSC Labor CAPX	CF	9300000558	8/31/2012	2,112.56
53481000	AWWSC Labor CAPX	CF	9300000559	8/31/2012	909.88
53481000	AWWSC Labor CAPX	CF	9300000560	8/31/2012	368.12
53481000	AWWSC Labor CAPX	CF	9300000561	8/31/2012	338.28
53481000	AWWSC Labor CAPX	CF	9300000562	8/31/2012	324.47
53481000	AWWSC Labor CAPX	CF	9300000563	8/31/2012	326.35
53481000	AWWSC Labor CAPX	CF	9300000564	8/31/2012	153.34
53481000	AWWSC Labor CAPX	CF	9300000565	8/31/2012	103.78
53481000	AWWSC Labor CAPX	CF	9300000566	8/31/2012	173.20
53481000	AWWSC Labor CAPX	CF	9300000567	8/31/2012	294.00
53481000	AWWSC Labor CAPX	CF	9300000573	8/31/2012	394.83

## Kentucky American Water Company

Case No. 2012-00520

Response to PSC DR1, Item 31

Account	Description	Doc Type	Document Number	Posting Date	Amount
53481000	AWWSC Labor CAPX	CF	9300000581	8/31/2012	181.86
53481000	AWWSC Labor CAPX	CF	9300000582	8/31/2012	158.94
53481000	AWWSC Labor CAPX	CF	9300000583	8/31/2012	58.50
53481000	AWWSC Labor CAPX	CF	9300000584	8/31/2012	2.31
53481000	AWWSC Labor CAPX	CF	9300000585	8/31/2012	58.50
53481000	AWWSC Labor CAPX	CF	9300000594	8/31/2012	1,019.38
53481000	AWWSC Labor CAPX	CF	9300000595	8/31/2012	4,675.53
53481000	AWWSC Labor CAPX	CF	9300000597	8/31/2012	6,923.79
53481000	AWWSC Labor CAPX	CF	9300000597	8/31/2012	267.54
53481000	AWWSC Labor CAPX	CF	9300000598	8/31/2012	862.80
53481000	AWWSC Labor CAPX	CF	9300000599	8/31/2012	5.36
53481000	AWWSC Labor CAPX	CF	9300000600	8/31/2012	3.68
53481000	AWWSC Labor CAPX	CF	9300000601	8/31/2012	26.79
53481000	AWWSC Labor CAPX	CF	9300000602	8/31/2012	6.02
53481000	AWWSC Labor CAPX	CF	9300000602	8/31/2012	9.56
53481000	AWWSC Labor CAPX	CF	9300000603	8/31/2012	851.99
53481000	AWWSC Labor CAPX	CF	9300000604	8/31/2012	3.68
53481000	AWWSC Labor CAPX	CF	9300000605	8/31/2012	26.84
53481000	AWWSC Labor CAPX	CF	9300000606	8/31/2012	6.02
53481000	AWWSC Labor CAPX	CF	9300000606	8/31/2012	9.56
53481000	AWWSC Labor CAPX	CF	9300000607	8/31/2012	552.41
53481000	AWWSC Labor CAPX	CF	9300000608	8/31/2012	1.88
53481000	AWWSC Labor CAPX	CF	9300000609	8/31/2012	550.53
53481000	AWWSC Labor CAPX	CF	9300000610	8/31/2012	1.88
53481000	AWWSC Labor CAPX	CF	9300000611	8/31/2012	473.55
53481000	AWWSC Labor CAPX	CF	9300000612	8/31/2012	28.36
53481000	AWWSC Labor CAPX	CF	9300000613	8/31/2012	445.19
53481000	AWWSC Labor CAPX	CF	9300000614	8/31/2012	1,126.61
53481000	AWWSC Labor CAPX	CF	9300000615	8/31/2012	20.33
53481000	AWWSC Labor CAPX	CF	9300000616	8/31/2012	1,150.48
53481000	AWWSC Labor CAPX	CF	9300000617	8/31/2012	28.44
53481000	AWWSC Labor CAPX	CF	9300000618	8/31/2012	434.23
53481000	AWWSC Labor CAPX	CF	9300000619	8/31/2012	174.78
53481000	AWWSC Labor CAPX	CF	9300000620	8/31/2012	174.78
53481000	AWWSC Labor CAPX	CF	9300000621	8/31/2012	28.80
53481000	AWWSC Labor CAPX	CF	9300000622	8/31/2012	7.56
53481000	AWWSC Labor CAPX	CF	9300000623	8/31/2012	19.94
53481000	AWWSC Labor CAPX	CF	9300000624	8/31/2012	358.18
53481000	AWWSC Labor CAPX	CF	9300000624	8/31/2012	39.00
53481000	AWWSC Labor CAPX	CF	9300000625	8/31/2012	465.39
53481000	AWWSC Labor CAPX	CF	9300000626	8/31/2012	177.82
53481000	AWWSC Labor CAPX	CF	9300000628	8/31/2012	183.66
53481000	AWWSC Labor CAPX	CF	9300000629	8/31/2012	147.55
53481000	AWWSC Labor CAPX	CF	9300000630	8/31/2012	1,298.28
53481000	AWWSC Labor CAPX	CF	9300000631	8/31/2012	96.50
53481000	AWWSC Labor CAPX	CF	9300000632	8/31/2012	1,661.65
53481000	AWWSC Labor CAPX	CF	9300000632	8/31/2012	2.46
53481000	AWWSC Labor CAPX	CF	9300000633	8/31/2012	76.34
53481000	AWWSC Labor CAPX	CF	9300000633	8/31/2012	35.99
53481000	AWWSC Labor CAPX	CF	9300000634	8/31/2012	1,337.32
53481000	AWWSC Labor CAPX	CF	9300000634	8/31/2012	45.92
53481000	AWWSC Labor CAPX	CF	9300000635	8/31/2012	3.68
53481000	AWWSC Labor CAPX	CF	9300000636	8/31/2012	88.04

## Kentucky American Water Company

Case No. 2012-00520

Response to PSC DR1, Item 31

Account	Description	Doc Type	Document Number	Posting Date	Amount
53481000	AWWSC Labor CAPX	CF	9300000637	8/31/2012	32.81
53481000	AWWSC Labor CAPX	CF	9300000637	8/31/2012	9.56
53481000	AWWSC Labor CAPX	CF	9300000638	8/31/2012	32.81
53481000	AWWSC Labor CAPX	CF	9300000638	8/31/2012	9.56
53481000	AWWSC Labor CAPX	CF	9300000639	8/31/2012	26.84
53481000	AWWSC Labor CAPX	CF	9300000640	8/31/2012	221.84
53481000	AWWSC Labor CAPX	CF	9300000641	8/31/2012	6.02
53481000	AWWSC Labor CAPX	CF	9300000641	8/31/2012	9.56
53481000	AWWSC Labor CAPX	CF	9300000642	8/31/2012	221.84
53481000	AWWSC Labor CAPX	CF	9300000643	8/31/2012	26.79
53481000	AWWSC Labor CAPX	CF	9300000644	8/31/2012	6.02
53481000	AWWSC Labor CAPX	CF	9300000644	8/31/2012	9.56
53481000	AWWSC Labor CAPX	CF	9300000645	8/31/2012	238.09
53481000	AWWSC Labor CAPX	CF	9300000646	8/31/2012	32.85
53481000	AWWSC Labor CAPX	CF	9300000646	8/31/2012	9.62
53481000	AWWSC Labor CAPX	CF	9300000647	8/31/2012	212.25
53481000	AWWSC Labor CAPX	CF	9300000648	8/31/2012	216.01
53481000	AWWSC Labor CAPX	CF	9300000649	8/31/2012	212.25
53481000	AWWSC Labor CAPX	CF	9300000650	8/31/2012	58.80
53481000	AWWSC Labor CAPX	CF	9300000651	8/31/2012	58.80
53481000	AWWSC Labor CAPX	CF	9300000652	8/31/2012	58.80
53481000	AWWSC Labor CAPX	CF	9300000653	8/31/2012	276.21
53481000	AWWSC Labor CAPX	CF	9300000654	8/31/2012	248.20
53481000	AWWSC Labor CAPX	CF	9300000655	8/31/2012	214.79
53481000	AWWSC Labor CAPX	CF	9300000657	8/31/2012	114.40
53481000	AWWSC Labor CAPX	CF	9300000658	8/31/2012	1.09
53481000	AWWSC Labor CAPX	CF	9300000659	8/31/2012	120.76
53481000	AWWSC Labor CAPX	CF	9300000660	8/31/2012	362.90
53481000	AWWSC Labor CAPX	CF	9300000660	8/31/2012	112.10
53481000	AWWSC Labor CAPX	CF	9300000661	8/31/2012	174.78
53481000	AWWSC Labor CAPX	CF	9300000662	8/31/2012	174.78
53481000	AWWSC Labor CAPX	CF	9300000663	8/31/2012	47.92
53481000	AWWSC Labor CAPX	CF	9300000663	8/31/2012	23.11
53481000	AWWSC Labor CAPX	CF	9300000664	8/31/2012	174.78
53481000	AWWSC Labor CAPX	CF	9300000665	8/31/2012	439.64
53481000	AWWSC Labor CAPX	CF	9300000667	8/31/2012	11.52
53481000	AWWSC Labor CAPX	CF	9300000667	8/31/2012	20.17
53481000	AWWSC Labor CAPX	CF	9300000668	8/31/2012	372.12
53481000	AWWSC Labor CAPX	CF	9300000669	8/31/2012	12.61
53481000	AWWSC Labor CAPX	CF	9300000670	8/31/2012	229.21
53481000	AWWSC Labor CAPX	CF	9300000670	8/31/2012	180.91
53481000	AWWSC Labor CAPX	CF	9300000671	8/31/2012	51.44
53481000	AWWSC Labor CAPX	CF	9300000672	8/31/2012	172.79
53481000	AWWSC Labor CAPX	CF	9300000673	8/31/2012	148.80
53481000	AWWSC Labor CAPX	CF	9300000674	8/31/2012	176.23
53481000	AWWSC Labor CAPX	CF	9300000676	8/31/2012	176.23
53481000	AWWSC Labor CAPX	CF	9300000677	8/31/2012	2.88
53481000	AWWSC Labor CAPX	CF	9300000678	8/31/2012	23.32
53481000	AWWSC Labor CAPX	CF	9300000679	8/31/2012	23.32
53481000	AWWSC Labor CAPX	CF	9300000680	8/31/2012	1,098.18
53481000	AWWSC Labor CAPX	CF	9300000681	8/31/2012	420.74
53481000	AWWSC Labor CAPX	CF	9300000682	8/31/2012	23.32
53481000	AWWSC Labor CAPX	CF	9300000683	8/31/2012	99.10

Kentucky American Water Company  
Case No. 2012-00520  
Response to PSC DR1, Item 31

Account	Description	Doc Type	Document Number	Posting Date	Amount
53481000	AWWSC Labor CAPX	CF	9300000684	8/31/2012	1,028.04
53481000	AWWSC Labor CAPX	CF	9300000685	8/31/2012	3.74
53481000	AWWSC Labor CAPX	CF	9300000686	8/31/2012	69.18
53481000	AWWSC Labor CAPX	CF	9300000687	8/31/2012	157.82
53481000	AWWSC Labor CAPX	CF	9300000688	8/31/2012	19.16
53481000	AWWSC Labor CAPX	CF	9300000689	8/31/2012	384.06
53481000	AWWSC Labor CAPX	CF	9300000690	8/31/2012	186.08
53481000	AWWSC Labor CAPX	CF	9300000691	8/31/2012	0.53
53481000	AWWSC Labor CAPX	CF	9300000692	8/31/2012	351.01
53481000	AWWSC Labor CAPX	CF	9300000693	8/31/2012	186.86
53481000	AWWSC Labor CAPX	CF	9300000695	8/31/2012	218.23
53481000	AWWSC Labor CAPX	CF	9300000696	8/31/2012	106.39
53481000	AWWSC Labor CAPX	CF	9300000697	8/31/2012	98.40
53481000	AWWSC Labor CAPX	CF	9300000698	8/31/2012	355.67
53481000	AWWSC Labor CAPX	CF	9300000699	8/31/2012	291.89
53481000	AWWSC Labor CAPX	CF	9300000700	8/31/2012	46.41
53481000	AWWSC Labor CAPX	CF	9300000701	8/31/2012	358.53
53481000	AWWSC Labor CAPX	CF	9300000702	8/31/2012	381.50
53481000	AWWSC Labor CAPX	CF	9300000703	8/31/2012	30.15
53481000	AWWSC Labor CAPX	CF	9300000704	8/31/2012	314.38
53481000	AWWSC Labor CAPX	CF	9300000705	8/31/2012	54.43
53481000	AWWSC Labor CAPX	CF	9300000706	8/31/2012	408.30
53481000	AWWSC Labor CAPX	CF	9300000710	8/31/2012	14.46
53481000	AWWSC Labor CAPX	CF	9300000711	8/31/2012	389.34
53481000	AWWSC Labor CAPX	CF	9300000715	8/31/2012	168.19
53481000	AWWSC Labor CAPX	CF	9300000716	8/31/2012	8.50
53481000	AWWSC Labor CAPX	CF	9300000717	8/31/2012	65.10
53481000	AWWSC Labor CAPX	CF	9300000718	8/31/2012	59.34
53481000	AWWSC Labor CAPX	CF	9300000722	8/31/2012	78.67
53481000	AWWSC Labor CAPX	CF	9300000723	8/31/2012	14.46
53481000	AWWSC Labor CAPX	CF	9300000724	8/31/2012	59.31
53481000	AWWSC Labor CAPX	CF	9300000728	8/31/2012	143.77
53481000	AWWSC Labor CAPX	CF	9300000729	8/31/2012	44.22
53481000	AWWSC Labor CAPX	CF	9300000730	8/31/2012	65.10
53481000	AWWSC Labor CAPX	CF	9300000731	8/31/2012	474.28
53481000	AWWSC Labor CAPX	CF	9300000735	8/31/2012	388.68
53481000	AWWSC Labor CAPX	CF	9300000736	8/31/2012	388.68
53481000	AWWSC Labor CAPX	CF	9300000737	8/31/2012	160.48
53481000	AWWSC Labor CAPX	CF	9300000928	8/31/2012	6,330.34
53481000	AWWSC Labor CAPX	CF	9300001014	8/31/2012	1.02
53481000	AWWSC Labor CAPX	CF	9300001015	8/31/2012	12.74
53481000	AWWSC Labor CAPX	CF	9300001015	8/31/2012	0.21
53481000	AWWSC Labor CAPX	CF	9300001016	8/31/2012	11.05
53481000	AWWSC Labor CAPX	CF	9300001016	8/31/2012	0.67
53481000	AWWSC Labor CAPX	CF	9300001021	8/31/2012	14.41
53481000	AWWSC Labor CAPX	CF	9300001021	8/31/2012	0.32
53481000	AWWSC Labor CAPX	CF	9300001025	8/31/2012	22.38
53481000	AWWSC Labor CAPX	CF	9300001026	8/31/2012	5.86
53481000	AWWSC Labor CAPX	CF	9300001027	8/31/2012	23.48
53481000	AWWSC Labor CAPX	CF	9300001028	8/31/2012	12.57
53481000	AWWSC Labor CAPX	CF	9300001029	8/31/2012	0.61
53481000	AWWSC Labor CAPX	CF	9300001032	8/31/2012	6.63
53481000	AWWSC Labor CAPX	CF	9300001032	8/31/2012	2.11

## Kentucky American Water Company

Case No. 2012-00520

Response to PSC DR1, Item 31

Account	Description	Doc Type	Document Number	Posting Date	Amount
53481000	AWWSC Labor CAPX	CF	9300001033	8/31/2012	34.57
53481000	AWWSC Labor CAPX	CF	9300001035	8/31/2012	11.05
53481000	AWWSC Labor CAPX	CF	9300001039	8/31/2012	10.30
53481000	AWWSC Labor CAPX	CF	9300001039	8/31/2012	0.58
53481000	AWWSC Labor CAPX	CF	9300001041	8/31/2012	6.79
53481000	AWWSC Labor CAPX	CF	9300001042	8/31/2012	4.32
53481000	AWWSC Labor CAPX	CF	9300001043	8/31/2012	3.30
53481000	AWWSC Labor CAPX	CF	9300001043	8/31/2012	0.21
53481000	AWWSC Labor CAPX	CF	9300001045	8/31/2012	0.07
53481000	AWWSC Labor CAPX	CF	9300001046	8/31/2012	15.59
53481000	AWWSC Labor CAPX	CF	9300001046	8/31/2012	102.25
53481000	AWWSC Labor CAPX	CF	9300001046	8/31/2012	1.52
53481000	AWWSC Labor CAPX	CF	9300001048	8/31/2012	0.21
53481000	AWWSC Labor CAPX	CF	9300001050	8/31/2012	0.29
53481000	AWWSC Labor CAPX	CF	9300001051	8/31/2012	4.21
53481000	AWWSC Labor CAPX	CF	9300001051	8/31/2012	0.03
53481000	AWWSC Labor CAPX	CF	9300001051	8/31/2012	0.91
53481000	AWWSC Labor CAPX	CF	9300001052	8/31/2012	0.18
53481000	AWWSC Labor CAPX	CF	9300001054	8/31/2012	3.34
53481000	AWWSC Labor CAPX	CF	9300001054	8/31/2012	0.38
53481000	AWWSC Labor CAPX	CF	9300001054	8/31/2012	0.02
53481000	AWWSC Labor CAPX	CF	9300001054	8/31/2012	0.34
53481000	AWWSC Labor CAPX	CF	9300001055	8/31/2012	0.09
53481000	AWWSC Labor CAPX	CF	9300001055	8/31/2012	2.01
53481000	AWWSC Labor CAPX	CF	9300001055	8/31/2012	0.05
53481000	AWWSC Labor CAPX	CF	9300001057	8/31/2012	0.85
53481000	AWWSC Labor CAPX	CF	9300001057	8/31/2012	93.02
53481000	AWWSC Labor CAPX	CF	9300001057	8/31/2012	714.39
53481000	AWWSC Labor CAPX	CF	9300001058	8/31/2012	17.51
53481000	AWWSC Labor CAPX	CF	9300001058	8/31/2012	35.88
53481000	AWWSC Labor CAPX	CF	9300001058	8/31/2012	134.48
53481000	AWWSC Labor CAPX	CF	9300001058	8/31/2012	275.59
53481000	AWWSC Labor CAPX	CF	9300001060	8/31/2012	47.07
53481000	AWWSC Labor CAPX	CF	9300001060	8/31/2012	37.86
53481000	AWWSC Labor CAPX	CF	9300001060	8/31/2012	0.62
53481000	AWWSC Labor CAPX	CF	9300001060	8/31/2012	361.49
53481000	AWWSC Labor CAPX	CF	9300001060	8/31/2012	290.73
53481000	AWWSC Labor CAPX	CF	9300001060	8/31/2012	4.76
53481000	AWWSC Labor CAPX	CF	9300001061	8/31/2012	0.37
53481000	AWWSC Labor CAPX	CF	9300001062	8/31/2012	0.34
53481000	AWWSC Labor CAPX	CF	9300001062	8/31/2012	0.09
53481000	AWWSC Labor CAPX	CF	9300001062	8/31/2012	0.06
53481000	AWWSC Labor CAPX	CF	9300001062	8/31/2012	0.06
53481000	AWWSC Labor CAPX	CF	9300001063	8/31/2012	0.25
53481000	AWWSC Labor CAPX	CF	9300001063	8/31/2012	0.02
53481000	AWWSC Labor CAPX	CF	9300001063	8/31/2012	2.06
53481000	AWWSC Labor CAPX	CF	9300001063	8/31/2012	2.70
53481000	AWWSC Labor CAPX	CF	9300001063	8/31/2012	0.01
53481000	AWWSC Labor CAPX	CF	9300001065	8/31/2012	0.78
53481000	AWWSC Labor CAPX	CF	9300001068	8/31/2012	10.79
53481000	AWWSC Labor CAPX	CF	9300001068	8/31/2012	0.10
53481000	AWWSC Labor CAPX	CF	9300001070	8/31/2012	7.94
53481000	AWWSC Labor CAPX	CF	9300001073	8/31/2012	40.71



## Kentucky American Water Company

Case No. 2012-00520

Response to PSC DR1, Item 31

Account	Description	Doc Type	Document Number	Posting Date	Amount
53481000	AWWSC Labor CAPX	CF	9300001073	8/31/2012	8.80
53481000	AWWSC Labor CAPX	CF	9300001075	8/31/2012	7.12
53481000	AWWSC Labor CAPX	CF	9300001077	8/31/2012	0.99
53481000	AWWSC Labor CAPX	CF	9300001079	8/31/2012	9.25
53481000	AWWSC Labor CAPX	CF	9300001080	8/31/2012	4.57
53481000	AWWSC Labor CAPX	CF	9300001084	8/31/2012	0.79
53481000	AWWSC Labor CAPX	CF	9300001086	8/31/2012	0.67
53481000	AWWSC Labor CAPX	CF	9300001088	8/31/2012	18.36
53481000	AWWSC Labor CAPX	CF	9300001090	8/31/2012	3.19
53481000	AWWSC Labor CAPX	CF	9300001091	8/31/2012	10.18
53481000	AWWSC Labor CAPX	CF	9300001092	8/31/2012	0.10
53481000	AWWSC Labor CAPX	CF	9300001093	8/31/2012	0.10
53481000	AWWSC Labor CAPX	CF	9300001094	8/31/2012	1.66
53481000	AWWSC Labor CAPX	CF	9300001096	8/31/2012	2.03
53481000	AWWSC Labor CAPX	CF	9300001096	8/31/2012	4.94
53481000	AWWSC Labor CAPX	CF	9300001099	8/31/2012	4.76
53481000	AWWSC Labor CAPX	CF	9300001106	8/31/2012	323.70
53481000	AWWSC Labor CAPX	CF	9300001113	8/31/2012	3.67
53481000	AWWSC Labor CAPX	CF	9300001114	8/31/2012	0.93
53481000	AWWSC Labor CAPX	CF	9300001115	8/31/2012	496.86
53481000	AWWSC Labor CAPX	CF	9300001122	8/31/2012	764.63
53481000	AWWSC Labor CAPX	CF	9300001125	8/31/2012	4,936.74
53481000	AWWSC Labor CAPX	CF	9300001126	8/31/2012	533.71
53481000	AWWSC Labor CAPX	CF	9300001127	8/31/2012	53.53
53481000	AWWSC Labor CAPX	CF	9300001139	8/31/2012	524.33
53481000	AWWSC Labor CAPX	CF	9300001140	8/31/2012	16.92
53481000	AWWSC Labor CAPX	CF	9300001148	8/31/2012	231.74
53481000	AWWSC Labor CAPX	CF	9300001161	8/31/2012	35.02
53481000	AWWSC Labor CAPX	CF	9300001162	8/31/2012	571.56
53481000	AWWSC Labor CAPX	CF	9300001162	8/31/2012	3.30
53481000	AWWSC Labor CAPX	CF	9300001162	8/31/2012	557.67
53481000	AWWSC Labor CAPX	CF	9300001162	8/31/2012	24.81
53481000	AWWSC Labor CAPX	CF	9300001162	8/31/2012	24.19
53481000	AWWSC Labor CAPX	CF	9300001163	8/31/2012	232.56
53481000	AWWSC Labor CAPX	CF	9300001163	8/31/2012	(0.60)
53481000	AWWSC Labor CAPX	CF	9300001163	8/31/2012	64.48
53481000	AWWSC Labor CAPX	CF	9300001163	8/31/2012	2.00
53481000	AWWSC Labor CAPX	CF	9300001163	8/31/2012	122.96
53481000	AWWSC Labor CAPX	CF	9300001163	8/31/2012	5.19
53481000	AWWSC Labor CAPX	CF	9300001164	8/31/2012	25.97
53481000	AWWSC Labor CAPX	CF	9300001164	8/31/2012	98.71
53481000	AWWSC Labor CAPX	CF	9300001164	8/31/2012	7.18
53481000	AWWSC Labor CAPX	CF	9300001164	8/31/2012	9.52
53481000	AWWSC Labor CAPX	UT	9300001005	8/31/2012	(11,677.98)
53481000	AWWSC Labor CAPX	UT	9300001188	8/31/2012	(1,952.95)
53481000	AWWSC Labor CAPX	UZ	2000000067	8/31/2012	(6,330.34)
53481000	AWWSC Labor CAPX	UZ	2000000074	8/31/2012	(1,781.44)
53481000	AWWSC Labor CAPX	UZ	2000000067	8/31/2012	(355.67)
53481000	AWWSC Labor CAPX	UZ	2000000074	8/31/2012	(61.89)
53481000	AWWSC Labor CAPX	UZ	2000000067	8/31/2012	(98.40)
53481000	AWWSC Labor CAPX	UZ	2000000074	8/31/2012	(20.62)
53481000	AWWSC Labor CAPX	UZ	2000000067	8/31/2012	(58.50)
53481000	AWWSC Labor CAPX	UZ	2000000068	8/31/2012	(217.44)

Kentucky American Water Company  
Case No. 2012-00520  
Response to PSC DR1, Item 31

Account	Description	Doc Type	Document Number	Posting Date	Amount
53481000	AWWSC Labor CAPX	UZ	2000000068	8/31/2012	(2.31)
53481000	AWWSC Labor CAPX	UZ	2000000067	8/31/2012	(314.38)
53481000	AWWSC Labor CAPX	UZ	2000000073	8/31/2012	(41.26)
53481000	AWWSC Labor CAPX	UZ	2000000067	8/31/2012	(106.39)
53481000	AWWSC Labor CAPX	UZ	2000000074	8/31/2012	(20.62)
53481000	AWWSC Labor CAPX	UZ	2000000068	8/31/2012	(218.23)
53481000	AWWSC Labor CAPX	UZ	2000000074	8/31/2012	(41.26)
53481000	AWWSC Labor CAPX	UZ	2000000067	8/31/2012	(186.86)
53481000	AWWSC Labor CAPX	UZ	2000000074	8/31/2012	(20.62)
53481000	AWWSC Labor CAPX	UZ	2000000067	8/31/2012	(338.30)
53481000	AWWSC Labor CAPX	UZ	2000000073	8/31/2012	(61.89)
53481000	AWWSC Labor CAPX	UZ	2000000068	8/31/2012	(358.53)
53481000	AWWSC Labor CAPX	UZ	2000000074	8/31/2012	(61.89)
53481000	AWWSC Labor CAPX	UZ	2000000068	8/31/2012	(411.65)
53481000	AWWSC Labor CAPX	UZ	2000000076	8/31/2012	(61.89)
53481000	AWWSC Labor CAPX	UZ	2000000067	8/31/2012	(1,100.96)
53481000	AWWSC Labor CAPX	UZ	2000000073	8/31/2012	(185.66)
53481000	AWWSC Labor CAPX	UZ	2000000068	8/31/2012	(1,518.92)
53481000	AWWSC Labor CAPX	UZ	2000000074	8/31/2012	(247.56)
53481000	AWWSC Labor CAPX	UZ	2000000068	8/31/2012	(351.54)
53481000	AWWSC Labor CAPX	UZ	2000000074	8/31/2012	(61.89)
53481000	AWWSC Labor CAPX	UZ	2000000067	8/31/2012	(122.42)
53481000	AWWSC Labor CAPX	UZ	2000000074	8/31/2012	(20.62)
53481000	AWWSC Labor CAPX	UZ	2000000068	8/31/2012	(46.64)
53481000	AWWSC Labor CAPX	UZ	2000000068	8/31/2012	(181.86)
53481000	AWWSC Labor CAPX	UZ	2000000068	8/31/2012	(747.12)
53481000	AWWSC Labor CAPX	UZ	2000000076	8/31/2012	(109.11)
53481000	AWWSC Labor CAPX	UZ	2000000068	8/31/2012	(2.88)
53481000	AWWSC Labor CAPX	UZ	2000000067	8/31/2012	(176.23)
53481000	AWWSC Labor CAPX	UZ	2000000073	8/31/2012	(20.62)
53481000	AWWSC Labor CAPX	UZ	2000000068	8/31/2012	(176.23)
53481000	AWWSC Labor CAPX	UZ	2000000073	8/31/2012	(20.62)
53481000	AWWSC Labor CAPX	UZ	2000000068	8/31/2012	(148.80)
53481000	AWWSC Labor CAPX	UZ	2000000074	8/31/2012	(14.80)
53481000	AWWSC Labor CAPX	UZ	2000000067	8/31/2012	(172.79)
53481000	AWWSC Labor CAPX	UZ	2000000076	8/31/2012	(20.62)
53481000	AWWSC Labor CAPX	UZ	2000000067	8/31/2012	(51.44)
53481000	AWWSC Labor CAPX	UZ	2000000067	8/31/2012	(403.81)
53481000	AWWSC Labor CAPX	UZ	2000000073	8/31/2012	(66.06)
53481000	AWWSC Labor CAPX	UZ	2000000068	8/31/2012	(422.73)
53481000	AWWSC Labor CAPX	UZ	2000000076	8/31/2012	(42.05)
53481000	AWWSC Labor CAPX	UZ	2000000067	8/31/2012	(439.64)
53481000	AWWSC Labor CAPX	UZ	2000000076	8/31/2012	(61.89)
53481000	AWWSC Labor CAPX	UZ	2000000067	8/31/2012	(174.78)
53481000	AWWSC Labor CAPX	UZ	2000000074	8/31/2012	(20.62)
53481000	AWWSC Labor CAPX	UZ	2000000067	8/31/2012	(174.78)
53481000	AWWSC Labor CAPX	UZ	2000000073	8/31/2012	(20.62)
53481000	AWWSC Labor CAPX	UZ	2000000067	8/31/2012	(174.78)
53481000	AWWSC Labor CAPX	UZ	2000000074	8/31/2012	(20.62)
53481000	AWWSC Labor CAPX	UZ	2000000067	8/31/2012	(596.85)
53481000	AWWSC Labor CAPX	UZ	2000000074	8/31/2012	(82.53)
53481000	AWWSC Labor CAPX	UZ	2000000067	8/31/2012	(71.03)
53481000	AWWSC Labor CAPX	UZ	2000000068	8/31/2012	(114.40)

Kentucky American Water Company  
Case No. 2012-00520  
Response to PSC DR1, Item 31

Account	Description	Doc Type	Document Number	Posting Date	Amount
53481000	AWWSC Labor CAPX	UZ	2000000076	8/31/2012	(20.62)
53481000	AWWSC Labor CAPX	UZ	2000000067	8/31/2012	(214.79)
53481000	AWWSC Labor CAPX	UZ	2000000073	8/31/2012	(41.26)
53481000	AWWSC Labor CAPX	UZ	2000000068	8/31/2012	(248.20)
53481000	AWWSC Labor CAPX	UZ	2000000073	8/31/2012	(41.26)
53481000	AWWSC Labor CAPX	UZ	2000000067	8/31/2012	(276.21)
53481000	AWWSC Labor CAPX	UZ	2000000076	8/31/2012	(41.26)
53481000	AWWSC Labor CAPX	UZ	2000000068	8/31/2012	(58.80)
53481000	AWWSC Labor CAPX	UZ	2000000067	8/31/2012	(58.80)
53481000	AWWSC Labor CAPX	UZ	2000000068	8/31/2012	(58.80)
53481000	AWWSC Labor CAPX	UZ	2000000067	8/31/2012	(212.25)
53481000	AWWSC Labor CAPX	UZ	2000000076	8/31/2012	(41.26)
53481000	AWWSC Labor CAPX	UZ	2000000068	8/31/2012	(212.25)
53481000	AWWSC Labor CAPX	UZ	2000000074	8/31/2012	(41.26)
53481000	AWWSC Labor CAPX	UZ	2000000067	8/31/2012	(216.01)
53481000	AWWSC Labor CAPX	UZ	2000000073	8/31/2012	(41.26)
53481000	AWWSC Labor CAPX	UZ	2000000067	8/31/2012	(280.56)
53481000	AWWSC Labor CAPX	UZ	2000000076	8/31/2012	(49.62)
53481000	AWWSC Labor CAPX	UZ	2000000068	8/31/2012	(264.21)
53481000	AWWSC Labor CAPX	UZ	2000000076	8/31/2012	(41.26)
53481000	AWWSC Labor CAPX	UZ	2000000068	8/31/2012	(264.26)
53481000	AWWSC Labor CAPX	UZ	2000000074	8/31/2012	(41.26)
53481000	AWWSC Labor CAPX	UZ	2000000068	8/31/2012	(42.37)
53481000	AWWSC Labor CAPX	UZ	2000000073	8/31/2012	(8.36)
53481000	AWWSC Labor CAPX	UZ	2000000068	8/31/2012	(134.09)
53481000	AWWSC Labor CAPX	UZ	2000000074	8/31/2012	(28.98)
53481000	AWWSC Labor CAPX	UZ	2000000067	8/31/2012	(1,495.57)
53481000	AWWSC Labor CAPX	UZ	2000000074	8/31/2012	(231.69)
53481000	AWWSC Labor CAPX	UZ	2000000067	8/31/2012	(1,760.61)
53481000	AWWSC Labor CAPX	UZ	2000000074	8/31/2012	(273.76)
53481000	AWWSC Labor CAPX	UZ	2000000068	8/31/2012	(1,298.28)
53481000	AWWSC Labor CAPX	UZ	2000000073	8/31/2012	(206.31)
53481000	AWWSC Labor CAPX	UZ	2000000067	8/31/2012	(147.55)
53481000	AWWSC Labor CAPX	UZ	2000000076	8/31/2012	(20.62)
53481000	AWWSC Labor CAPX	UZ	2000000067	8/31/2012	(465.39)
53481000	AWWSC Labor CAPX	UZ	2000000074	8/31/2012	(82.53)
53481000	AWWSC Labor CAPX	UZ	2000000067	8/31/2012	(183.66)
53481000	AWWSC Labor CAPX	UZ	2000000074	8/31/2012	(20.62)
53481000	AWWSC Labor CAPX	UZ	2000000068	8/31/2012	(177.82)
53481000	AWWSC Labor CAPX	UZ	2000000074	8/31/2012	(28.52)
53481000	AWWSC Labor CAPX	UZ	2000000076	8/31/2012	0.01
53481000	AWWSC Labor CAPX	UZ	2000000068	8/31/2012	(424.68)
53481000	AWWSC Labor CAPX	UZ	2000000073	8/31/2012	(63.48)
53481000	AWWSC Labor CAPX	UZ	2000000067	8/31/2012	(28.80)
53481000	AWWSC Labor CAPX	UZ	2000000068	8/31/2012	(174.78)
53481000	AWWSC Labor CAPX	UZ	2000000074	8/31/2012	(20.62)
53481000	AWWSC Labor CAPX	UZ	2000000068	8/31/2012	(174.78)
53481000	AWWSC Labor CAPX	UZ	2000000074	8/31/2012	(20.62)
53481000	AWWSC Labor CAPX	UZ	2000000067	8/31/2012	(434.23)
53481000	AWWSC Labor CAPX	UZ	2000000074	8/31/2012	(61.89)
53481000	AWWSC Labor CAPX	UZ	2000000067	8/31/2012	(28.44)
53481000	AWWSC Labor CAPX	UZ	2000000067	8/31/2012	(1,170.81)
53481000	AWWSC Labor CAPX	UZ	2000000076	8/31/2012	(185.66)

Kentucky American Water Company  
Case No. 2012-00520  
Response to PSC DR1, Item 31

Account	Description	Doc Type	Document Number	Posting Date	Amount
53481000	AWWSC Labor CAPX	UZ	2000000067	8/31/2012	(1,126.61)
53481000	AWWSC Labor CAPX	UZ	2000000073	8/31/2012	(185.66)
53481000	AWWSC Labor CAPX	UZ	2000000067	8/31/2012	(445.19)
53481000	AWWSC Labor CAPX	UZ	2000000074	8/31/2012	(82.53)
53481000	AWWSC Labor CAPX	UZ	2000000067	8/31/2012	(501.91)
53481000	AWWSC Labor CAPX	UZ	2000000074	8/31/2012	(82.53)
53481000	AWWSC Labor CAPX	UZ	2000000067	8/31/2012	(552.41)
53481000	AWWSC Labor CAPX	UZ	2000000073	8/31/2012	(82.53)
53481000	AWWSC Labor CAPX	UZ	2000000068	8/31/2012	(554.29)
53481000	AWWSC Labor CAPX	UZ	2000000073	8/31/2012	(82.53)
53481000	AWWSC Labor CAPX	UZ	2000000068	8/31/2012	(898.09)
53481000	AWWSC Labor CAPX	UZ	2000000074	8/31/2012	(144.40)
53481000	AWWSC Labor CAPX	UZ	2000000067	8/31/2012	(914.21)
53481000	AWWSC Labor CAPX	UZ	2000000074	8/31/2012	(144.40)
53481000	AWWSC Labor CAPX	UZ	2000000067	8/31/2012	(7,191.33)
53481000	AWWSC Labor CAPX	UZ	2000000073	8/31/2012	(1,134.66)
53481000	AWWSC Labor CAPX	UZ	2000000067	8/31/2012	(4,675.53)
53481000	AWWSC Labor CAPX	UZ	2000000074	8/31/2012	(763.31)
53481000	AWWSC Labor CAPX	UZ	2000000068	8/31/2012	(1,019.38)
53481000	AWWSC Labor CAPX	UZ	2000000074	8/31/2012	(165.03)
53481000	AWWSC Labor CAPX	UZ	2000000068	8/31/2012	(394.83)
53481000	AWWSC Labor CAPX	UZ	2000000074	8/31/2012	(79.36)
53481000	AWWSC Labor CAPX	UZ	2000000068	8/31/2012	(406.37)
53481000	AWWSC Labor CAPX	UZ	2000000074	8/31/2012	(61.89)
53481000	AWWSC Labor CAPX	UZ	2000000067	8/31/2012	(726.83)
53481000	AWWSC Labor CAPX	UZ	2000000073	8/31/2012	(123.78)
53481000	AWWSC Labor CAPX	UZ	2000000067	8/31/2012	(432.70)
53481000	AWWSC Labor CAPX	UZ	2000000076	8/31/2012	(61.89)
53481000	AWWSC Labor CAPX	UZ	2000000068	8/31/2012	(153.34)
53481000	AWWSC Labor CAPX	UZ	2000000074	8/31/2012	(20.62)
53481000	AWWSC Labor CAPX	UZ	2000000068	8/31/2012	(326.35)
53481000	AWWSC Labor CAPX	UZ	2000000076	8/31/2012	(61.89)
53481000	AWWSC Labor CAPX	UZ	2000000068	8/31/2012	(324.47)
53481000	AWWSC Labor CAPX	UZ	2000000073	8/31/2012	(61.89)
53481000	AWWSC Labor CAPX	UZ	2000000067	8/31/2012	(338.28)
53481000	AWWSC Labor CAPX	UZ	2000000074	8/31/2012	(61.89)
53481000	AWWSC Labor CAPX	UZ	2000000067	8/31/2012	(368.12)
53481000	AWWSC Labor CAPX	UZ	2000000074	8/31/2012	(61.89)
53481000	AWWSC Labor CAPX	UZ	2000000068	8/31/2012	(909.88)
53481000	AWWSC Labor CAPX	UZ	2000000073	8/31/2012	(144.40)
53481000	AWWSC Labor CAPX	UZ	2000000068	8/31/2012	(2,112.56)
53481000	AWWSC Labor CAPX	UZ	2000000076	8/31/2012	(350.72)
53481000	AWWSC Labor CAPX	UZ	2000000067	8/31/2012	(510.45)
53481000	AWWSC Labor CAPX	UZ	2000000073	8/31/2012	(82.53)
53481000	AWWSC Labor CAPX	UZ	2000000067	8/31/2012	(512.39)
53481000	AWWSC Labor CAPX	UZ	2000000073	8/31/2012	(82.53)
53481000	AWWSC Labor CAPX	UZ	2000000067	8/31/2012	(193.61)
53481000	AWWSC Labor CAPX	UZ	2000000074	8/31/2012	(41.26)
53481000	AWWSC Labor CAPX	UZ	2000000068	8/31/2012	(194.42)
53481000	AWWSC Labor CAPX	UZ	2000000074	8/31/2012	(41.26)
53481000	AWWSC Labor CAPX	UZ	2000000067	8/31/2012	(630.42)
53481000	AWWSC Labor CAPX	UZ	2000000074	8/31/2012	(103.15)
53481000	AWWSC Labor CAPX	UZ	2000000067	8/31/2012	(194.56)

## Kentucky American Water Company

Case No. 2012-00520

Response to PSC DR1, Item 31

Account	Description	Doc Type	Document Number	Posting Date	Amount
53481000	AWWSC Labor CAPX	UZ	2000000073	8/31/2012	(41.26)
53481000	AWWSC Labor CAPX	UZ	2000000067	8/31/2012	(732.21)
53481000	AWWSC Labor CAPX	UZ	2000000074	8/31/2012	(123.78)
53481000	AWWSC Labor CAPX	UZ	2000000068	8/31/2012	(295.29)
53481000	AWWSC Labor CAPX	UZ	2000000074	8/31/2012	(41.26)
53481000	AWWSC Labor CAPX	UZ	2000000068	8/31/2012	(224.00)
53481000	AWWSC Labor CAPX	UZ	2000000074	8/31/2012	(41.26)
53481000	AWWSC Labor CAPX	UZ	2000000067	8/31/2012	(330.93)
53481000	AWWSC Labor CAPX	UZ	2000000073	8/31/2012	(61.89)
53481000	AWWSC Labor CAPX	UZ	2000000067	8/31/2012	(197.53)
53481000	AWWSC Labor CAPX	UZ	2000000073	8/31/2012	(41.26)
53481000	AWWSC Labor CAPX	UZ	2000000068	8/31/2012	(564.01)
53481000	AWWSC Labor CAPX	UZ	2000000074	8/31/2012	(82.53)
53481000	AWWSC Labor CAPX	UZ	2000000067	8/31/2012	(58.95)
53481000	AWWSC Labor CAPX	UZ	2000000067	8/31/2012	(294.00)
53481000	AWWSC Labor CAPX	UZ	2000000074	8/31/2012	(41.26)
53481000	AWWSC Labor CAPX	UZ	2000000067	8/31/2012	(173.20)
53481000	AWWSC Labor CAPX	UZ	2000000074	8/31/2012	(20.62)
53481000	AWWSC Labor CAPX	UZ	2000000067	8/31/2012	(160.48)
53481000	AWWSC Labor CAPX	UZ	2000000074	8/31/2012	(20.62)
53481000	AWWSC Labor CAPX	UZ	2000000067	8/31/2012	(103.78)
53481000	AWWSC Labor CAPX	UZ	2000000074	8/31/2012	(20.62)
53481000	AWWSC Labor CAPX	UZ	2000000068	8/31/2012	(713.35)
53481000	AWWSC Labor CAPX	UZ	2000000076	8/31/2012	(123.78)
53481000	AWWSC Labor CAPX	UZ	2000000067	8/31/2012	(429.76)
53481000	AWWSC Labor CAPX	UZ	2000000076	8/31/2012	(61.89)
53481000	AWWSC Labor CAPX	UZ	2000000068	8/31/2012	(388.68)
53481000	AWWSC Labor CAPX	UZ	2000000074	8/31/2012	(41.44)
53481000	AWWSC Labor CAPX	UZ	2000000068	8/31/2012	(388.68)
53481000	AWWSC Labor CAPX	UZ	2000000076	8/31/2012	(41.44)
53481000	AWWSC Labor CAPX	UZ	2000000068	8/31/2012	(727.37)
53481000	AWWSC Labor CAPX	UZ	2000000073	8/31/2012	(82.32)
53481000	AWWSC Labor CAPX	UZ	2000000067	8/31/2012	(152.44)
53481000	AWWSC Labor CAPX	UZ	2000000074	8/31/2012	(18.97)
53481000	AWWSC Labor CAPX	UZ	2000000068	8/31/2012	(301.13)
53481000	AWWSC Labor CAPX	UZ	2000000076	8/31/2012	(32.54)
53481000	AWWSC Labor CAPX	UZ	2000000068	8/31/2012	(403.80)
53481000	AWWSC Labor CAPX	UZ	2000000074	8/31/2012	(45.61)
53481000	AWWSC Labor CAPX	UZ	2000000067	8/31/2012	(462.73)
53481000	AWWSC Labor CAPX	UZ	2000000076	8/31/2012	(56.92)
53481100	AWWSC Pension CAPX	CF	9300001015	8/31/2012	11.06
53481100	AWWSC Pension CAPX	CF	9300001017	8/31/2012	14.91
53481100	AWWSC Pension CAPX	CF	9300001019	8/31/2012	11.12
53481100	AWWSC Pension CAPX	CF	9300001020	8/31/2012	22.38
53481100	AWWSC Pension CAPX	CF	9300001021	8/31/2012	25.86
53481100	AWWSC Pension CAPX	CF	9300001023	8/31/2012	4.99
53481100	AWWSC Pension CAPX	CF	9300001024	8/31/2012	25.26
53481100	AWWSC Pension CAPX	CF	9300001027	8/31/2012	5.36
53481100	AWWSC Pension CAPX	CF	9300001029	8/31/2012	11.54
53481100	AWWSC Pension CAPX	CF	9300001030	8/31/2012	7.78
53481100	AWWSC Pension CAPX	CF	9300001031	8/31/2012	18.99
53481100	AWWSC Pension CAPX	CF	9300001033	8/31/2012	3.36
53481100	AWWSC Pension CAPX	CF	9300001034	8/31/2012	13.97

## Kentucky American Water Company

Case No. 2012-00520

Response to PSC DR1, Item 31

Account	Description	Doc Type	Document Number	Posting Date	Amount
53481100	AWWSC Pension CAPX	CF	9300001035	8/31/2012	29.66
53481100	AWWSC Pension CAPX	CF	9300001038	8/31/2012	18.00
53481100	AWWSC Pension CAPX	CF	9300001039	8/31/2012	7.27
53481100	AWWSC Pension CAPX	CF	9300001041	8/31/2012	15.46
53481100	AWWSC Pension CAPX	CF	9300001042	8/31/2012	7.75
53481100	AWWSC Pension CAPX	CF	9300001045	8/31/2012	36.59
53481100	AWWSC Pension CAPX	CF	9300001047	8/31/2012	2.93
53481100	AWWSC Pension CAPX	CF	9300001048	8/31/2012	6.32
53481100	AWWSC Pension CAPX	CF	9300001049	8/31/2012	41.34
53481100	AWWSC Pension CAPX	CF	9300001052	8/31/2012	0.23
53481100	AWWSC Pension CAPX	CF	9300001052	8/31/2012	12.21
53481100	AWWSC Pension CAPX	CF	9300001053	8/31/2012	0.82
53481100	AWWSC Pension CAPX	CF	9300001053	8/31/2012	3.49
53481100	AWWSC Pension CAPX	CF	9300001056	8/31/2012	1.78
53481100	AWWSC Pension CAPX	CF	9300001056	8/31/2012	0.30
53481100	AWWSC Pension CAPX	CF	9300001057	8/31/2012	0.33
53481100	AWWSC Pension CAPX	CF	9300001057	8/31/2012	17.44
53481100	AWWSC Pension CAPX	CF	9300001057	8/31/2012	133.94
53481100	AWWSC Pension CAPX	CF	9300001058	8/31/2012	21.32
53481100	AWWSC Pension CAPX	CF	9300001058	8/31/2012	10.55
53481100	AWWSC Pension CAPX	CF	9300001058	8/31/2012	163.71
53481100	AWWSC Pension CAPX	CF	9300001058	8/31/2012	81.05
53481100	AWWSC Pension CAPX	CF	9300001059	8/31/2012	41.47
53481100	AWWSC Pension CAPX	CF	9300001059	8/31/2012	318.46
53481100	AWWSC Pension CAPX	CF	9300001060	8/31/2012	16.82
53481100	AWWSC Pension CAPX	CF	9300001060	8/31/2012	129.15
53481100	AWWSC Pension CAPX	CF	9300001061	8/31/2012	25.69
53481100	AWWSC Pension CAPX	CF	9300001061	8/31/2012	197.31
53481100	AWWSC Pension CAPX	CF	9300001061	8/31/2012	0.20
53481100	AWWSC Pension CAPX	CF	9300001061	8/31/2012	0.09
53481100	AWWSC Pension CAPX	CF	9300001062	8/31/2012	0.07
53481100	AWWSC Pension CAPX	CF	9300001062	8/31/2012	0.73
53481100	AWWSC Pension CAPX	CF	9300001062	8/31/2012	1.07
53481100	AWWSC Pension CAPX	CF	9300001062	8/31/2012	0.28
53481100	AWWSC Pension CAPX	CF	9300001062	8/31/2012	0.16
53481100	AWWSC Pension CAPX	CF	9300001062	8/31/2012	0.22
53481100	AWWSC Pension CAPX	CF	9300001063	8/31/2012	0.11
53481100	AWWSC Pension CAPX	CF	9300001063	8/31/2012	0.19
53481100	AWWSC Pension CAPX	CF	9300001063	8/31/2012	11.16
53481100	AWWSC Pension CAPX	CF	9300001063	8/31/2012	0.77
53481100	AWWSC Pension CAPX	CF	9300001064	8/31/2012	0.60
53481100	AWWSC Pension CAPX	CF	9300001064	8/31/2012	1.12
53481100	AWWSC Pension CAPX	CF	9300001064	8/31/2012	0.89
53481100	AWWSC Pension CAPX	CF	9300001066	8/31/2012	2.44
53481100	AWWSC Pension CAPX	CF	9300001067	8/31/2012	6.25
53481100	AWWSC Pension CAPX	CF	9300001072	8/31/2012	4.73
53481100	AWWSC Pension CAPX	CF	9300001075	8/31/2012	3.67
53481100	AWWSC Pension CAPX	CF	9300001076	8/31/2012	4.67
53481100	AWWSC Pension CAPX	CF	9300001077	8/31/2012	1.85
53481100	AWWSC Pension CAPX	CF	9300001082	8/31/2012	2.10
53481100	AWWSC Pension CAPX	CF	9300001083	8/31/2012	1.29
53481100	AWWSC Pension CAPX	CF	9300001086	8/31/2012	2.27
53481100	AWWSC Pension CAPX	CF	9300001087	8/31/2012	2.00

Kentucky American Water Company  
Case No. 2012-00520  
Response to PSC DR1, Item 31

Account	Description	Doc Type	Document Number	Posting Date	Amount
53481100	AWWSC Pension CAPX	CF	9300001089	8/31/2012	0.85
53481100	AWWSC Pension CAPX	CF	9300001093	8/31/2012	3.07
53481100	AWWSC Pension CAPX	CF	9300001095	8/31/2012	4.29
53481100	AWWSC Pension CAPX	CF	9300001097	8/31/2012	1.03
53481100	AWWSC Pension CAPX	CF	9300001098	8/31/2012	4.90
53481100	AWWSC Pension CAPX	CF	9300001100	8/31/2012	1.37
53481100	AWWSC Pension CAPX	CF	9300001102	8/31/2012	593.68
53481100	AWWSC Pension CAPX	CF	9300001110	8/31/2012	486.10
53481100	AWWSC Pension CAPX	CF	9300001118	8/31/2012	480.05
53481100	AWWSC Pension CAPX	CF	9300001130	8/31/2012	1,167.40
53481100	AWWSC Pension CAPX	CF	9300001143	8/31/2012	373.15
53481100	AWWSC Pension CAPX	CF	9300001151	8/31/2012	569.91
53481100	AWWSC Pension CAPX	CF	9300001162	8/31/2012	185.96
53481100	AWWSC Pension CAPX	CF	9300001162	8/31/2012	171.25
53481100	AWWSC Pension CAPX	CF	9300001163	8/31/2012	311.48
53481100	AWWSC Pension CAPX	CF	9300001163	8/31/2012	120.53
53481100	AWWSC Pension CAPX	CF	9300001163	8/31/2012	90.30
53481100	AWWSC Pension CAPX	CF	9300001164	8/31/2012	150.82
53481100	AWWSC Pension CAPX	CF	9300001164	8/31/2012	117.32
53481100	AWWSC Pension CAPX	CF	9300001164	8/31/2012	330.30
53481100	AWWSC Pension CAPX	UT	9300001188	8/31/2012	(1,587.15)
53481100	AWWSC Pension CAPX	UZ	2000000074	8/31/2012	(1,023.62)
53481100	AWWSC Pension CAPX	UZ	2000000076	8/31/2012	(28.68)
53481100	AWWSC Pension CAPX	UZ	2000000074	8/31/2012	(9.56)
53481100	AWWSC Pension CAPX	UZ	2000000076	8/31/2012	(19.11)
53481100	AWWSC Pension CAPX	UZ	2000000074	8/31/2012	(9.56)
53481100	AWWSC Pension CAPX	UZ	2000000073	8/31/2012	(19.11)
53481100	AWWSC Pension CAPX	UZ	2000000073	8/31/2012	(9.56)
53481100	AWWSC Pension CAPX	UZ	2000000074	8/31/2012	(28.68)
53481100	AWWSC Pension CAPX	UZ	2000000073	8/31/2012	(28.68)
53481100	AWWSC Pension CAPX	UZ	2000000074	8/31/2012	(28.68)
53481100	AWWSC Pension CAPX	UZ	2000000076	8/31/2012	(86.02)
53481100	AWWSC Pension CAPX	UZ	2000000074	8/31/2012	(114.69)
53481100	AWWSC Pension CAPX	UZ	2000000074	8/31/2012	(28.68)
53481100	AWWSC Pension CAPX	UZ	2000000074	8/31/2012	(9.56)
53481100	AWWSC Pension CAPX	UZ	2000000074	8/31/2012	(64.56)
53481100	AWWSC Pension CAPX	UZ	2000000074	8/31/2012	(9.56)
53481100	AWWSC Pension CAPX	UZ	2000000076	8/31/2012	(9.56)
53481100	AWWSC Pension CAPX	UZ	2000000074	8/31/2012	(16.61)
53481100	AWWSC Pension CAPX	UZ	2000000074	8/31/2012	(9.56)
53481100	AWWSC Pension CAPX	UZ	2000000076	8/31/2012	(30.12)
53481100	AWWSC Pension CAPX	UZ	2000000076	8/31/2012	(20.30)
53481100	AWWSC Pension CAPX	UZ	2000000073	8/31/2012	(28.68)
53481100	AWWSC Pension CAPX	UZ	2000000076	8/31/2012	(9.56)
53481100	AWWSC Pension CAPX	UZ	2000000076	8/31/2012	(9.56)
53481100	AWWSC Pension CAPX	UZ	2000000073	8/31/2012	(9.56)
53481100	AWWSC Pension CAPX	UZ	2000000074	8/31/2012	(38.23)
53481100	AWWSC Pension CAPX	UZ	2000000073	8/31/2012	(9.56)
53481100	AWWSC Pension CAPX	UZ	2000000074	8/31/2012	(19.11)
53481100	AWWSC Pension CAPX	UZ	2000000076	8/31/2012	(19.11)
53481100	AWWSC Pension CAPX	UZ	2000000073	8/31/2012	(19.11)
53481100	AWWSC Pension CAPX	UZ	2000000076	8/31/2012	(19.11)
53481100	AWWSC Pension CAPX	UZ	2000000073	8/31/2012	(19.11)

Kentucky American Water Company  
Case No. 2012-00520  
Response to PSC DR1, Item 31

Account	Description	Doc Type	Document Number	Posting Date	Amount
53481100	AWWSC Pension CAPX	UZ	2000000073	8/31/2012	(19.11)
53481100	AWWSC Pension CAPX	UZ	2000000076	8/31/2012	(22.00)
53481100	AWWSC Pension CAPX	UZ	2000000076	8/31/2012	(19.11)
53481100	AWWSC Pension CAPX	UZ	2000000074	8/31/2012	(19.11)
53481100	AWWSC Pension CAPX	UZ	2000000074	8/31/2012	(2.89)
53481100	AWWSC Pension CAPX	UZ	2000000073	8/31/2012	(12.45)
53481100	AWWSC Pension CAPX	UZ	2000000073	8/31/2012	(112.32)
53481100	AWWSC Pension CAPX	UZ	2000000073	8/31/2012	(132.64)
53481100	AWWSC Pension CAPX	UZ	2000000073	8/31/2012	(95.58)
53481100	AWWSC Pension CAPX	UZ	2000000073	8/31/2012	(9.56)
53481100	AWWSC Pension CAPX	UZ	2000000074	8/31/2012	(38.23)
53481100	AWWSC Pension CAPX	UZ	2000000074	8/31/2012	(9.56)
53481100	AWWSC Pension CAPX	UZ	2000000073	8/31/2012	(24.10)
53481100	AWWSC Pension CAPX	UZ	2000000076	8/31/2012	(31.08)
53481100	AWWSC Pension CAPX	UZ	2000000074	8/31/2012	(9.56)
53481100	AWWSC Pension CAPX	UZ	2000000074	8/31/2012	(9.56)
53481100	AWWSC Pension CAPX	UZ	2000000073	8/31/2012	(28.68)
53481100	AWWSC Pension CAPX	UZ	2000000074	8/31/2012	(86.02)
53481100	AWWSC Pension CAPX	UZ	2000000074	8/31/2012	(86.02)
53481100	AWWSC Pension CAPX	UZ	2000000074	8/31/2012	(38.23)
53481100	AWWSC Pension CAPX	UZ	2000000074	8/31/2012	(38.23)
53481100	AWWSC Pension CAPX	UZ	2000000074	8/31/2012	(38.23)
53481100	AWWSC Pension CAPX	UZ	2000000076	8/31/2012	(38.23)
53481100	AWWSC Pension CAPX	UZ	2000000074	8/31/2012	(66.90)
53481100	AWWSC Pension CAPX	UZ	2000000074	8/31/2012	(66.90)
53481100	AWWSC Pension CAPX	UZ	2000000074	8/31/2012	(525.70)
53481100	AWWSC Pension CAPX	UZ	2000000074	8/31/2012	(353.65)
53481100	AWWSC Pension CAPX	UZ	2000000076	8/31/2012	(76.47)
53481100	AWWSC Pension CAPX	UZ	2000000074	8/31/2012	(27.44)
53481100	AWWSC Pension CAPX	UZ	2000000073	8/31/2012	(28.68)
53481100	AWWSC Pension CAPX	UZ	2000000073	8/31/2012	(57.35)
53481100	AWWSC Pension CAPX	UZ	2000000074	8/31/2012	(28.68)
53481100	AWWSC Pension CAPX	UZ	2000000074	8/31/2012	(9.56)
53481100	AWWSC Pension CAPX	UZ	2000000074	8/31/2012	(28.68)
53481100	AWWSC Pension CAPX	UZ	2000000074	8/31/2012	(28.68)
53481100	AWWSC Pension CAPX	UZ	2000000074	8/31/2012	(28.68)
53481100	AWWSC Pension CAPX	UZ	2000000073	8/31/2012	(28.68)
53481100	AWWSC Pension CAPX	UZ	2000000076	8/31/2012	(66.90)
53481100	AWWSC Pension CAPX	UZ	2000000073	8/31/2012	(162.50)
53481100	AWWSC Pension CAPX	UZ	2000000076	8/31/2012	(38.23)
53481100	AWWSC Pension CAPX	UZ	2000000076	8/31/2012	(38.23)
53481100	AWWSC Pension CAPX	UZ	2000000074	8/31/2012	(19.11)
53481100	AWWSC Pension CAPX	UZ	2000000074	8/31/2012	(19.11)
53481100	AWWSC Pension CAPX	UZ	2000000073	8/31/2012	(47.79)
53481100	AWWSC Pension CAPX	UZ	2000000076	8/31/2012	(19.11)
53481100	AWWSC Pension CAPX	UZ	2000000073	8/31/2012	(57.35)
53481100	AWWSC Pension CAPX	UZ	2000000073	8/31/2012	(19.11)
53481100	AWWSC Pension CAPX	UZ	2000000074	8/31/2012	(19.11)
53481100	AWWSC Pension CAPX	UZ	2000000074	8/31/2012	(28.68)
53481100	AWWSC Pension CAPX	UZ	2000000074	8/31/2012	(19.11)
53481100	AWWSC Pension CAPX	UZ	2000000074	8/31/2012	(38.23)
53481100	AWWSC Pension CAPX	UZ	2000000074	8/31/2012	(19.11)
53481100	AWWSC Pension CAPX	UZ	2000000074	8/31/2012	(9.56)



Kentucky American Water Company  
Case No. 2012-00520  
Response to PSC DR1, Item 31

Account	Description	Doc Type	Document Number	Posting Date	Amount
53481100	AWWSC Pension CAPX	UZ	2000000074	8/31/2012	(9.56)
53481100	AWWSC Pension CAPX	UZ	2000000076	8/31/2012	(9.56)
53481100	AWWSC Pension CAPX	UZ	2000000074	8/31/2012	(57.35)
53481100	AWWSC Pension CAPX	UZ	2000000073	8/31/2012	(28.68)
53481100	AWWSC Pension CAPX	UZ	2000000076	8/31/2012	(46.47)
53481100	AWWSC Pension CAPX	UZ	2000000074	8/31/2012	(46.47)
53481100	AWWSC Pension CAPX	UZ	2000000076	8/31/2012	(85.86)
53481100	AWWSC Pension CAPX	UZ	2000000076	8/31/2012	(18.05)
53481100	AWWSC Pension CAPX	UZ	2000000073	8/31/2012	(36.50)
53481100	AWWSC Pension CAPX	UZ	2000000073	8/31/2012	(47.91)
53481100	AWWSC Pension CAPX	UZ	2000000074	8/31/2012	(54.15)
53481200	AWWSC Group Ins CAPX	CF	9300000533	8/31/2012	40.47
53481200	AWWSC Group Ins CAPX	CF	9300000534	8/31/2012	1,019.46
53481200	AWWSC Group Ins CAPX	CF	9300000535	8/31/2012	60.20
53481200	AWWSC Group Ins CAPX	CF	9300000536	8/31/2012	11.43
53481200	AWWSC Group Ins CAPX	CF	9300000537	8/31/2012	30.26
53481200	AWWSC Group Ins CAPX	CF	9300000538	8/31/2012	14.19
53481200	AWWSC Group Ins CAPX	CF	9300000539	8/31/2012	28.16
53481200	AWWSC Group Ins CAPX	CF	9300000540	8/31/2012	57.56
53481200	AWWSC Group Ins CAPX	CF	9300000541	8/31/2012	7.20
53481200	AWWSC Group Ins CAPX	CF	9300000542	8/31/2012	43.01
53481200	AWWSC Group Ins CAPX	CF	9300000543	8/31/2012	2.23
53481200	AWWSC Group Ins CAPX	CF	9300000544	8/31/2012	30.12
53481200	AWWSC Group Ins CAPX	CF	9300000545	8/31/2012	16.84
53481200	AWWSC Group Ins CAPX	CF	9300000546	8/31/2012	20.84
53481200	AWWSC Group Ins CAPX	CF	9300000547	8/31/2012	9.41
53481200	AWWSC Group Ins CAPX	CF	9300000548	8/31/2012	112.50
53481200	AWWSC Group Ins CAPX	CF	9300000549	8/31/2012	26.94
53481200	AWWSC Group Ins CAPX	CF	9300000552	8/31/2012	74.18
53481200	AWWSC Group Ins CAPX	CF	9300000553	8/31/2012	73.85
53481200	AWWSC Group Ins CAPX	CF	9300000554	8/31/2012	74.78
53481200	AWWSC Group Ins CAPX	CF	9300000555	8/31/2012	21.92
53481200	AWWSC Group Ins CAPX	CF	9300000556	8/31/2012	75.62
53481200	AWWSC Group Ins CAPX	CF	9300000557	8/31/2012	68.55
53481200	AWWSC Group Ins CAPX	CF	9300000558	8/31/2012	238.12
53481200	AWWSC Group Ins CAPX	CF	9300000559	8/31/2012	181.54
53481200	AWWSC Group Ins CAPX	CF	9300000560	8/31/2012	86.13
53481200	AWWSC Group Ins CAPX	CF	9300000561	8/31/2012	35.05
53481200	AWWSC Group Ins CAPX	CF	9300000562	8/31/2012	32.70
53481200	AWWSC Group Ins CAPX	CF	9300000563	8/31/2012	32.70
53481200	AWWSC Group Ins CAPX	CF	9300000564	8/31/2012	16.19
53481200	AWWSC Group Ins CAPX	CF	9300000565	8/31/2012	12.71
53481200	AWWSC Group Ins CAPX	CF	9300000566	8/31/2012	23.89
53481200	AWWSC Group Ins CAPX	CF	9300000567	8/31/2012	26.61
53481200	AWWSC Group Ins CAPX	CF	9300000573	8/31/2012	57.75
53481200	AWWSC Group Ins CAPX	CF	9300000583	8/31/2012	4.47
53481200	AWWSC Group Ins CAPX	CF	9300000585	8/31/2012	4.49
53481200	AWWSC Group Ins CAPX	CF	9300000594	8/31/2012	128.71
53481200	AWWSC Group Ins CAPX	CF	9300000595	8/31/2012	517.71
53481200	AWWSC Group Ins CAPX	CF	9300000597	8/31/2012	1,208.70
53481200	AWWSC Group Ins CAPX	CF	9300000598	8/31/2012	85.51
53481200	AWWSC Group Ins CAPX	CF	9300000599	8/31/2012	0.60
53481200	AWWSC Group Ins CAPX	CF	9300000600	8/31/2012	0.94

## Kentucky American Water Company

Case No. 2012-00520

Response to PSC DR1, Item 31

Account	Description	Doc Type	Document Number	Posting Date	Amount
53481200	AWWSC Group Ins CAPX	CF	9300000601	8/31/2012	1.20
53481200	AWWSC Group Ins CAPX	CF	9300000602	8/31/2012	0.68
53481200	AWWSC Group Ins CAPX	CF	9300000603	8/31/2012	85.22
53481200	AWWSC Group Ins CAPX	CF	9300000604	8/31/2012	0.94
53481200	AWWSC Group Ins CAPX	CF	9300000605	8/31/2012	1.19
53481200	AWWSC Group Ins CAPX	CF	9300000606	8/31/2012	0.68
53481200	AWWSC Group Ins CAPX	CF	9300000607	8/31/2012	52.54
53481200	AWWSC Group Ins CAPX	CF	9300000608	8/31/2012	0.02
53481200	AWWSC Group Ins CAPX	CF	9300000609	8/31/2012	52.57
53481200	AWWSC Group Ins CAPX	CF	9300000610	8/31/2012	0.02
53481200	AWWSC Group Ins CAPX	CF	9300000611	8/31/2012	58.92
53481200	AWWSC Group Ins CAPX	CF	9300000612	8/31/2012	1.63
53481200	AWWSC Group Ins CAPX	CF	9300000613	8/31/2012	57.28
53481200	AWWSC Group Ins CAPX	CF	9300000614	8/31/2012	149.42
53481200	AWWSC Group Ins CAPX	CF	9300000615	8/31/2012	1.92
53481200	AWWSC Group Ins CAPX	CF	9300000616	8/31/2012	127.50
53481200	AWWSC Group Ins CAPX	CF	9300000617	8/31/2012	2.42
53481200	AWWSC Group Ins CAPX	CF	9300000618	8/31/2012	95.46
53481200	AWWSC Group Ins CAPX	CF	9300000619	8/31/2012	14.44
53481200	AWWSC Group Ins CAPX	CF	9300000620	8/31/2012	14.44
53481200	AWWSC Group Ins CAPX	CF	9300000621	8/31/2012	4.18
53481200	AWWSC Group Ins CAPX	CF	9300000622	8/31/2012	1.48
53481200	AWWSC Group Ins CAPX	CF	9300000623	8/31/2012	1.53
53481200	AWWSC Group Ins CAPX	CF	9300000624	8/31/2012	77.18
53481200	AWWSC Group Ins CAPX	CF	9300000625	8/31/2012	59.12
53481200	AWWSC Group Ins CAPX	CF	9300000626	8/31/2012	39.21
53481200	AWWSC Group Ins CAPX	CF	9300000628	8/31/2012	21.12
53481200	AWWSC Group Ins CAPX	CF	9300000629	8/31/2012	20.03
53481200	AWWSC Group Ins CAPX	CF	9300000630	8/31/2012	166.60
53481200	AWWSC Group Ins CAPX	CF	9300000631	8/31/2012	1.86
53481200	AWWSC Group Ins CAPX	CF	9300000632	8/31/2012	172.46
53481200	AWWSC Group Ins CAPX	CF	9300000633	8/31/2012	7.86
53481200	AWWSC Group Ins CAPX	CF	9300000634	8/31/2012	89.25
53481200	AWWSC Group Ins CAPX	CF	9300000635	8/31/2012	0.94
53481200	AWWSC Group Ins CAPX	CF	9300000636	8/31/2012	10.74
53481200	AWWSC Group Ins CAPX	CF	9300000637	8/31/2012	1.88
53481200	AWWSC Group Ins CAPX	CF	9300000638	8/31/2012	1.88
53481200	AWWSC Group Ins CAPX	CF	9300000639	8/31/2012	1.20
53481200	AWWSC Group Ins CAPX	CF	9300000640	8/31/2012	20.97
53481200	AWWSC Group Ins CAPX	CF	9300000641	8/31/2012	0.68
53481200	AWWSC Group Ins CAPX	CF	9300000642	8/31/2012	20.97
53481200	AWWSC Group Ins CAPX	CF	9300000643	8/31/2012	1.20
53481200	AWWSC Group Ins CAPX	CF	9300000644	8/31/2012	0.68
53481200	AWWSC Group Ins CAPX	CF	9300000645	8/31/2012	21.56
53481200	AWWSC Group Ins CAPX	CF	9300000646	8/31/2012	1.88
53481200	AWWSC Group Ins CAPX	CF	9300000647	8/31/2012	17.47
53481200	AWWSC Group Ins CAPX	CF	9300000648	8/31/2012	17.52
53481200	AWWSC Group Ins CAPX	CF	9300000649	8/31/2012	17.47
53481200	AWWSC Group Ins CAPX	CF	9300000650	8/31/2012	5.38
53481200	AWWSC Group Ins CAPX	CF	9300000651	8/31/2012	5.38
53481200	AWWSC Group Ins CAPX	CF	9300000652	8/31/2012	5.38
53481200	AWWSC Group Ins CAPX	CF	9300000653	8/31/2012	37.60
53481200	AWWSC Group Ins CAPX	CF	9300000654	8/31/2012	12.62

## Kentucky American Water Company

Case No. 2012-00520

Response to PSC DR1, Item 31

Account	Description	Doc Type	Document Number	Posting Date	Amount
53481200	AWWSC Group Ins CAPX	CF	9300000655	8/31/2012	16.91
53481200	AWWSC Group Ins CAPX	CF	9300000657	8/31/2012	2.49
53481200	AWWSC Group Ins CAPX	CF	9300000658	8/31/2012	0.10
53481200	AWWSC Group Ins CAPX	CF	9300000659	8/31/2012	9.21
53481200	AWWSC Group Ins CAPX	CF	9300000660	8/31/2012	61.98
53481200	AWWSC Group Ins CAPX	CF	9300000661	8/31/2012	14.44
53481200	AWWSC Group Ins CAPX	CF	9300000662	8/31/2012	14.44
53481200	AWWSC Group Ins CAPX	CF	9300000663	8/31/2012	6.68
53481200	AWWSC Group Ins CAPX	CF	9300000664	8/31/2012	14.44
53481200	AWWSC Group Ins CAPX	CF	9300000665	8/31/2012	71.31
53481200	AWWSC Group Ins CAPX	CF	9300000667	8/31/2012	4.29
53481200	AWWSC Group Ins CAPX	CF	9300000668	8/31/2012	64.65
53481200	AWWSC Group Ins CAPX	CF	9300000669	8/31/2012	1.33
53481200	AWWSC Group Ins CAPX	CF	9300000670	8/31/2012	60.48
53481200	AWWSC Group Ins CAPX	CF	9300000671	8/31/2012	5.44
53481200	AWWSC Group Ins CAPX	CF	9300000672	8/31/2012	46.40
53481200	AWWSC Group Ins CAPX	CF	9300000673	8/31/2012	18.92
53481200	AWWSC Group Ins CAPX	CF	9300000674	8/31/2012	13.08
53481200	AWWSC Group Ins CAPX	CF	9300000676	8/31/2012	13.07
53481200	AWWSC Group Ins CAPX	CF	9300000677	8/31/2012	0.45
53481200	AWWSC Group Ins CAPX	CF	9300000678	8/31/2012	3.14
53481200	AWWSC Group Ins CAPX	CF	9300000679	8/31/2012	3.14
53481200	AWWSC Group Ins CAPX	CF	9300000680	8/31/2012	181.57
53481200	AWWSC Group Ins CAPX	CF	9300000681	8/31/2012	31.36
53481200	AWWSC Group Ins CAPX	CF	9300000682	8/31/2012	3.14
53481200	AWWSC Group Ins CAPX	CF	9300000683	8/31/2012	20.84
53481200	AWWSC Group Ins CAPX	CF	9300000684	8/31/2012	116.78
53481200	AWWSC Group Ins CAPX	CF	9300000685	8/31/2012	0.22
53481200	AWWSC Group Ins CAPX	CF	9300000686	8/31/2012	11.87
53481200	AWWSC Group Ins CAPX	CF	9300000687	8/31/2012	63.08
53481200	AWWSC Group Ins CAPX	CF	9300000688	8/31/2012	4.65
53481200	AWWSC Group Ins CAPX	CF	9300000689	8/31/2012	49.04
53481200	AWWSC Group Ins CAPX	CF	9300000690	8/31/2012	35.59
53481200	AWWSC Group Ins CAPX	CF	9300000691	8/31/2012	0.21
53481200	AWWSC Group Ins CAPX	CF	9300000692	8/31/2012	33.82
53481200	AWWSC Group Ins CAPX	CF	9300000693	8/31/2012	20.55
53481200	AWWSC Group Ins CAPX	CF	9300000695	8/31/2012	24.35
53481200	AWWSC Group Ins CAPX	CF	9300000696	8/31/2012	18.13
53481200	AWWSC Group Ins CAPX	CF	9300000697	8/31/2012	11.56
53481200	AWWSC Group Ins CAPX	CF	9300000698	8/31/2012	42.81
53481200	AWWSC Group Ins CAPX	CF	9300000699	8/31/2012	43.67
53481200	AWWSC Group Ins CAPX	CF	9300000700	8/31/2012	6.56
53481200	AWWSC Group Ins CAPX	CF	9300000701	8/31/2012	63.74
53481200	AWWSC Group Ins CAPX	CF	9300000702	8/31/2012	32.10
53481200	AWWSC Group Ins CAPX	CF	9300000703	8/31/2012	4.60
53481200	AWWSC Group Ins CAPX	CF	9300000704	8/31/2012	55.53
53481200	AWWSC Group Ins CAPX	CF	9300000705	8/31/2012	3.62
53481200	AWWSC Group Ins CAPX	CF	9300000706	8/31/2012	29.35
53481200	AWWSC Group Ins CAPX	CF	9300000710	8/31/2012	0.97
53481200	AWWSC Group Ins CAPX	CF	9300000711	8/31/2012	26.34
53481200	AWWSC Group Ins CAPX	CF	9300000715	8/31/2012	18.66
53481200	AWWSC Group Ins CAPX	CF	9300000716	8/31/2012	0.57
53481200	AWWSC Group Ins CAPX	CF	9300000717	8/31/2012	7.22

## Kentucky American Water Company

Case No. 2012-00520

Response to PSC DR1, Item 31

Account	Description	Doc Type	Document Number	Posting Date	Amount
53481200	AWWSC Group Ins CAPX	CF	9300000718	8/31/2012	5.04
53481200	AWWSC Group Ins CAPX	CF	9300000722	8/31/2012	8.74
53481200	AWWSC Group Ins CAPX	CF	9300000723	8/31/2012	0.97
53481200	AWWSC Group Ins CAPX	CF	9300000724	8/31/2012	5.04
53481200	AWWSC Group Ins CAPX	CF	9300000728	8/31/2012	15.95
53481200	AWWSC Group Ins CAPX	CF	9300000729	8/31/2012	2.95
53481200	AWWSC Group Ins CAPX	CF	9300000730	8/31/2012	7.21
53481200	AWWSC Group Ins CAPX	CF	9300000731	8/31/2012	75.40
53481200	AWWSC Group Ins CAPX	CF	9300000735	8/31/2012	2.11
53481200	AWWSC Group Ins CAPX	CF	9300000736	8/31/2012	2.11
53481200	AWWSC Group Ins CAPX	CF	9300000737	8/31/2012	15.99
53481200	AWWSC Group Ins CAPX	CF	9300000928	8/31/2012	869.81
53481200	AWWSC Group Ins CAPX	CF	9300001015	8/31/2012	4.70
53481200	AWWSC Group Ins CAPX	CF	9300001016	8/31/2012	6.72
53481200	AWWSC Group Ins CAPX	CF	9300001017	8/31/2012	2.81
53481200	AWWSC Group Ins CAPX	CF	9300001018	8/31/2012	0.54
53481200	AWWSC Group Ins CAPX	CF	9300001019	8/31/2012	2.07
53481200	AWWSC Group Ins CAPX	CF	9300001020	8/31/2012	6.84
53481200	AWWSC Group Ins CAPX	CF	9300001023	8/31/2012	0.96
53481200	AWWSC Group Ins CAPX	CF	9300001024	8/31/2012	6.29
53481200	AWWSC Group Ins CAPX	CF	9300001027	8/31/2012	4.77
53481200	AWWSC Group Ins CAPX	CF	9300001029	8/31/2012	4.77
53481200	AWWSC Group Ins CAPX	CF	9300001030	8/31/2012	1.47
53481200	AWWSC Group Ins CAPX	CF	9300001031	8/31/2012	4.69
53481200	AWWSC Group Ins CAPX	CF	9300001033	8/31/2012	2.88
53481200	AWWSC Group Ins CAPX	CF	9300001034	8/31/2012	2.63
53481200	AWWSC Group Ins CAPX	CF	9300001035	8/31/2012	8.17
53481200	AWWSC Group Ins CAPX	CF	9300001038	8/31/2012	12.82
53481200	AWWSC Group Ins CAPX	CF	9300001040	8/31/2012	1.36
53481200	AWWSC Group Ins CAPX	CF	9300001041	8/31/2012	3.03
53481200	AWWSC Group Ins CAPX	CF	9300001042	8/31/2012	2.43
53481200	AWWSC Group Ins CAPX	CF	9300001044	8/31/2012	3.32
53481200	AWWSC Group Ins CAPX	CF	9300001045	8/31/2012	20.16
53481200	AWWSC Group Ins CAPX	CF	9300001045	8/31/2012	(14.35)
53481200	AWWSC Group Ins CAPX	CF	9300001047	8/31/2012	0.14
53481200	AWWSC Group Ins CAPX	CF	9300001048	8/31/2012	1.19
53481200	AWWSC Group Ins CAPX	CF	9300001049	8/31/2012	0.38
53481200	AWWSC Group Ins CAPX	CF	9300001050	8/31/2012	7.54
53481200	AWWSC Group Ins CAPX	CF	9300001051	8/31/2012	1.21
53481200	AWWSC Group Ins CAPX	CF	9300001051	8/31/2012	0.21
53481200	AWWSC Group Ins CAPX	CF	9300001051	8/31/2012	0.21
53481200	AWWSC Group Ins CAPX	CF	9300001053	8/31/2012	0.50
53481200	AWWSC Group Ins CAPX	CF	9300001053	8/31/2012	0.66
53481200	AWWSC Group Ins CAPX	CF	9300001053	8/31/2012	0.02
53481200	AWWSC Group Ins CAPX	CF	9300001054	8/31/2012	0.07
53481200	AWWSC Group Ins CAPX	CF	9300001055	8/31/2012	2.70
53481200	AWWSC Group Ins CAPX	CF	9300001056	8/31/2012	0.25
53481200	AWWSC Group Ins CAPX	CF	9300001056	8/31/2012	0.05
53481200	AWWSC Group Ins CAPX	CF	9300001057	8/31/2012	0.25
53481200	AWWSC Group Ins CAPX	CF	9300001057	8/31/2012	11.59
53481200	AWWSC Group Ins CAPX	CF	9300001057	8/31/2012	89.05
53481200	AWWSC Group Ins CAPX	CF	9300001058	8/31/2012	5.96
53481200	AWWSC Group Ins CAPX	CF	9300001058	8/31/2012	7.63

## Kentucky American Water Company

Case No. 2012-00520

Response to PSC DR1, Item 31

Account	Description	Doc Type	Document Number	Posting Date	Amount
53481200	AWWSC Group Ins CAPX	CF	9300001058	8/31/2012	45.76
53481200	AWWSC Group Ins CAPX	CF	9300001058	8/31/2012	58.61
53481200	AWWSC Group Ins CAPX	CF	9300001059	8/31/2012	7.80
53481200	AWWSC Group Ins CAPX	CF	9300001059	8/31/2012	59.89
53481200	AWWSC Group Ins CAPX	CF	9300001060	8/31/2012	6.89
53481200	AWWSC Group Ins CAPX	CF	9300001060	8/31/2012	52.94
53481200	AWWSC Group Ins CAPX	CF	9300001061	8/31/2012	9.94
53481200	AWWSC Group Ins CAPX	CF	9300001061	8/31/2012	76.32
53481200	AWWSC Group Ins CAPX	CF	9300001061	8/31/2012	0.04
53481200	AWWSC Group Ins CAPX	CF	9300001061	8/31/2012	0.02
53481200	AWWSC Group Ins CAPX	CF	9300001062	8/31/2012	0.01
53481200	AWWSC Group Ins CAPX	CF	9300001062	8/31/2012	0.18
53481200	AWWSC Group Ins CAPX	CF	9300001062	8/31/2012	0.28
53481200	AWWSC Group Ins CAPX	CF	9300001062	8/31/2012	0.11
53481200	AWWSC Group Ins CAPX	CF	9300001062	8/31/2012	0.05
53481200	AWWSC Group Ins CAPX	CF	9300001062	8/31/2012	0.05
53481200	AWWSC Group Ins CAPX	CF	9300001063	8/31/2012	0.09
53481200	AWWSC Group Ins CAPX	CF	9300001063	8/31/2012	0.04
53481200	AWWSC Group Ins CAPX	CF	9300001063	8/31/2012	2.48
53481200	AWWSC Group Ins CAPX	CF	9300001064	8/31/2012	0.11
53481200	AWWSC Group Ins CAPX	CF	9300001064	8/31/2012	0.64
53481200	AWWSC Group Ins CAPX	CF	9300001064	8/31/2012	0.21
53481200	AWWSC Group Ins CAPX	CF	9300001065	8/31/2012	0.19
53481200	AWWSC Group Ins CAPX	CF	9300001066	8/31/2012	0.45
53481200	AWWSC Group Ins CAPX	CF	9300001068	8/31/2012	1.88
53481200	AWWSC Group Ins CAPX	CF	9300001070	8/31/2012	0.66
53481200	AWWSC Group Ins CAPX	CF	9300001072	8/31/2012	4.93
53481200	AWWSC Group Ins CAPX	CF	9300001075	8/31/2012	0.86
53481200	AWWSC Group Ins CAPX	CF	9300001076	8/31/2012	0.89
53481200	AWWSC Group Ins CAPX	CF	9300001078	8/31/2012	0.34
53481200	AWWSC Group Ins CAPX	CF	9300001079	8/31/2012	1.34
53481200	AWWSC Group Ins CAPX	CF	9300001082	8/31/2012	0.39
53481200	AWWSC Group Ins CAPX	CF	9300001083	8/31/2012	1.13
53481200	AWWSC Group Ins CAPX	CF	9300001085	8/31/2012	0.13
53481200	AWWSC Group Ins CAPX	CF	9300001086	8/31/2012	0.53
53481200	AWWSC Group Ins CAPX	CF	9300001089	8/31/2012	2.92
53481200	AWWSC Group Ins CAPX	CF	9300001090	8/31/2012	0.54
53481200	AWWSC Group Ins CAPX	CF	9300001092	8/31/2012	1.78
53481200	AWWSC Group Ins CAPX	CF	9300001094	8/31/2012	0.61
53481200	AWWSC Group Ins CAPX	CF	9300001095	8/31/2012	1.61
53481200	AWWSC Group Ins CAPX	CF	9300001097	8/31/2012	0.85
53481200	AWWSC Group Ins CAPX	CF	9300001098	8/31/2012	0.99
53481200	AWWSC Group Ins CAPX	CF	9300001100	8/31/2012	0.47
53481200	AWWSC Group Ins CAPX	CF	9300001101	8/31/2012	148.97
53481200	AWWSC Group Ins CAPX	CF	9300001111	8/31/2012	192.46
53481200	AWWSC Group Ins CAPX	CF	9300001119	8/31/2012	149.45
53481200	AWWSC Group Ins CAPX	CF	9300001129	8/31/2012	719.16
53481200	AWWSC Group Ins CAPX	CF	9300001142	8/31/2012	151.95
53481200	AWWSC Group Ins CAPX	CF	9300001150	8/31/2012	153.91
53481200	AWWSC Group Ins CAPX	CF	9300001157	8/31/2012	23.23
53481200	AWWSC Group Ins CAPX	CF	9300001162	8/31/2012	122.39
53481200	AWWSC Group Ins CAPX	CF	9300001162	8/31/2012	34.69
53481200	AWWSC Group Ins CAPX	CF	9300001163	8/31/2012	90.08

## Kentucky American Water Company

Case No. 2012-00520

Response to PSC DR1, Item 31

Account	Description	Doc Type	Document Number	Posting Date	Amount
53481200	AWWSC Group Ins CAPX	CF	9300001163	8/31/2012	22.08
53481200	AWWSC Group Ins CAPX	CF	9300001163	8/31/2012	26.56
53481200	AWWSC Group Ins CAPX	CF	9300001163	8/31/2012	114.05
53481200	AWWSC Group Ins CAPX	CF	9300001164	8/31/2012	31.39
53481200	AWWSC Group Ins CAPX	CF	9300001164	8/31/2012	36.27
53481200	AWWSC Group Ins CAPX	CF	9300001164	8/31/2012	62.04
53481200	AWWSC Group Ins CAPX	UT	9300001005	8/31/2012	(1,161.82)
53481200	AWWSC Group Ins CAPX	UT	9300001188	8/31/2012	(580.56)
53481200	AWWSC Group Ins CAPX	UZ	2000000068	8/31/2012	(869.81)
53481200	AWWSC Group Ins CAPX	UZ	2000000074	8/31/2012	(382.57)
53481200	AWWSC Group Ins CAPX	UZ	2000000068	8/31/2012	(42.81)
53481200	AWWSC Group Ins CAPX	UZ	2000000074	8/31/2012	(12.02)
53481200	AWWSC Group Ins CAPX	UZ	2000000067	8/31/2012	(11.56)
53481200	AWWSC Group Ins CAPX	UZ	2000000074	8/31/2012	(4.01)
53481200	AWWSC Group Ins CAPX	UZ	2000000068	8/31/2012	(4.49)
53481200	AWWSC Group Ins CAPX	UZ	2000000067	8/31/2012	(4.47)
53481200	AWWSC Group Ins CAPX	UZ	2000000067	8/31/2012	(55.53)
53481200	AWWSC Group Ins CAPX	UZ	2000000073	8/31/2012	(8.02)
53481200	AWWSC Group Ins CAPX	UZ	2000000067	8/31/2012	(18.13)
53481200	AWWSC Group Ins CAPX	UZ	2000000076	8/31/2012	(4.01)
53481200	AWWSC Group Ins CAPX	UZ	2000000067	8/31/2012	(24.35)
53481200	AWWSC Group Ins CAPX	UZ	2000000073	8/31/2012	(8.02)
53481200	AWWSC Group Ins CAPX	UZ	2000000067	8/31/2012	(20.55)
53481200	AWWSC Group Ins CAPX	UZ	2000000076	8/31/2012	(4.01)
53481200	AWWSC Group Ins CAPX	UZ	2000000067	8/31/2012	(50.23)
53481200	AWWSC Group Ins CAPX	UZ	2000000073	8/31/2012	(12.02)
53481200	AWWSC Group Ins CAPX	UZ	2000000067	8/31/2012	(63.74)
53481200	AWWSC Group Ins CAPX	UZ	2000000076	8/31/2012	(12.02)
53481200	AWWSC Group Ins CAPX	UZ	2000000067	8/31/2012	(36.70)
53481200	AWWSC Group Ins CAPX	UZ	2000000074	8/31/2012	(12.02)
53481200	AWWSC Group Ins CAPX	UZ	2000000068	8/31/2012	(128.87)
53481200	AWWSC Group Ins CAPX	UZ	2000000073	8/31/2012	(36.07)
53481200	AWWSC Group Ins CAPX	UZ	2000000067	8/31/2012	(212.93)
53481200	AWWSC Group Ins CAPX	UZ	2000000073	8/31/2012	(48.09)
53481200	AWWSC Group Ins CAPX	UZ	2000000068	8/31/2012	(34.03)
53481200	AWWSC Group Ins CAPX	UZ	2000000074	8/31/2012	(12.02)
53481200	AWWSC Group Ins CAPX	UZ	2000000067	8/31/2012	(23.98)
53481200	AWWSC Group Ins CAPX	UZ	2000000074	8/31/2012	(4.01)
53481200	AWWSC Group Ins CAPX	UZ	2000000068	8/31/2012	(6.28)
53481200	AWWSC Group Ins CAPX	UZ	2000000067	8/31/2012	(152.36)
53481200	AWWSC Group Ins CAPX	UZ	2000000074	8/31/2012	(24.35)
53481200	AWWSC Group Ins CAPX	UZ	2000000067	8/31/2012	(0.45)
53481200	AWWSC Group Ins CAPX	UZ	2000000068	8/31/2012	(13.07)
53481200	AWWSC Group Ins CAPX	UZ	2000000076	8/31/2012	(4.01)
53481200	AWWSC Group Ins CAPX	UZ	2000000068	8/31/2012	(13.08)
53481200	AWWSC Group Ins CAPX	UZ	2000000076	8/31/2012	(4.01)
53481200	AWWSC Group Ins CAPX	UZ	2000000068	8/31/2012	(18.92)
53481200	AWWSC Group Ins CAPX	UZ	2000000074	8/31/2012	0.70
53481200	AWWSC Group Ins CAPX	UZ	2000000074	8/31/2012	(5.50)
53481200	AWWSC Group Ins CAPX	UZ	2000000067	8/31/2012	(46.40)
53481200	AWWSC Group Ins CAPX	UZ	2000000076	8/31/2012	(4.01)
53481200	AWWSC Group Ins CAPX	UZ	2000000067	8/31/2012	(5.44)
53481200	AWWSC Group Ins CAPX	UZ	2000000068	8/31/2012	(68.94)

## Kentucky American Water Company

Case No. 2012-00520

Response to PSC DR1, Item 31

Account	Description	Doc Type	Document Number	Posting Date	Amount
53481200	AWWSC Group Ins CAPX	UZ	2000000074	8/31/2012	(12.74)
53481200	AWWSC Group Ins CAPX	UZ	2000000067	8/31/2012	(61.81)
53481200	AWWSC Group Ins CAPX	UZ	2000000074	8/31/2012	(8.40)
53481200	AWWSC Group Ins CAPX	UZ	2000000068	8/31/2012	(71.31)
53481200	AWWSC Group Ins CAPX	UZ	2000000074	8/31/2012	(12.02)
53481200	AWWSC Group Ins CAPX	UZ	2000000068	8/31/2012	(14.44)
53481200	AWWSC Group Ins CAPX	UZ	2000000074	8/31/2012	(4.01)
53481200	AWWSC Group Ins CAPX	UZ	2000000067	8/31/2012	(14.44)
53481200	AWWSC Group Ins CAPX	UZ	2000000074	8/31/2012	(4.01)
53481200	AWWSC Group Ins CAPX	UZ	2000000067	8/31/2012	(14.44)
53481200	AWWSC Group Ins CAPX	UZ	2000000073	8/31/2012	(4.01)
53481200	AWWSC Group Ins CAPX	UZ	2000000068	8/31/2012	(71.29)
53481200	AWWSC Group Ins CAPX	UZ	2000000073	8/31/2012	(16.03)
53481200	AWWSC Group Ins CAPX	UZ	2000000067	8/31/2012	(6.68)
53481200	AWWSC Group Ins CAPX	UZ	2000000068	8/31/2012	(2.49)
53481200	AWWSC Group Ins CAPX	UZ	2000000074	8/31/2012	(4.01)
53481200	AWWSC Group Ins CAPX	UZ	2000000067	8/31/2012	(16.91)
53481200	AWWSC Group Ins CAPX	UZ	2000000074	8/31/2012	(8.02)
53481200	AWWSC Group Ins CAPX	UZ	2000000067	8/31/2012	(12.62)
53481200	AWWSC Group Ins CAPX	UZ	2000000074	8/31/2012	(8.02)
53481200	AWWSC Group Ins CAPX	UZ	2000000068	8/31/2012	(37.60)
53481200	AWWSC Group Ins CAPX	UZ	2000000074	8/31/2012	(8.02)
53481200	AWWSC Group Ins CAPX	UZ	2000000067	8/31/2012	(5.38)
53481200	AWWSC Group Ins CAPX	UZ	2000000068	8/31/2012	(5.38)
53481200	AWWSC Group Ins CAPX	UZ	2000000067	8/31/2012	(5.38)
53481200	AWWSC Group Ins CAPX	UZ	2000000067	8/31/2012	(17.47)
53481200	AWWSC Group Ins CAPX	UZ	2000000073	8/31/2012	(8.02)
53481200	AWWSC Group Ins CAPX	UZ	2000000067	8/31/2012	(17.47)
53481200	AWWSC Group Ins CAPX	UZ	2000000074	8/31/2012	(8.02)
53481200	AWWSC Group Ins CAPX	UZ	2000000068	8/31/2012	(17.52)
53481200	AWWSC Group Ins CAPX	UZ	2000000074	8/31/2012	(8.02)
53481200	AWWSC Group Ins CAPX	UZ	2000000068	8/31/2012	(23.44)
53481200	AWWSC Group Ins CAPX	UZ	2000000074	8/31/2012	(9.44)
53481200	AWWSC Group Ins CAPX	UZ	2000000068	8/31/2012	(22.85)
53481200	AWWSC Group Ins CAPX	UZ	2000000073	8/31/2012	(8.02)
53481200	AWWSC Group Ins CAPX	UZ	2000000068	8/31/2012	(22.85)
53481200	AWWSC Group Ins CAPX	UZ	2000000073	8/31/2012	(8.02)
53481200	AWWSC Group Ins CAPX	UZ	2000000067	8/31/2012	(1.88)
53481200	AWWSC Group Ins CAPX	UZ	2000000073	8/31/2012	(1.42)
53481200	AWWSC Group Ins CAPX	UZ	2000000068	8/31/2012	(13.56)
53481200	AWWSC Group Ins CAPX	UZ	2000000074	8/31/2012	(5.43)
53481200	AWWSC Group Ins CAPX	UZ	2000000068	8/31/2012	(97.11)
53481200	AWWSC Group Ins CAPX	UZ	2000000074	8/31/2012	(46.40)
53481200	AWWSC Group Ins CAPX	UZ	2000000067	8/31/2012	(174.32)
53481200	AWWSC Group Ins CAPX	UZ	2000000076	8/31/2012	(54.78)
53481200	AWWSC Group Ins CAPX	UZ	2000000067	8/31/2012	(166.60)
53481200	AWWSC Group Ins CAPX	UZ	2000000074	8/31/2012	(40.09)
53481200	AWWSC Group Ins CAPX	UZ	2000000068	8/31/2012	(20.03)
53481200	AWWSC Group Ins CAPX	UZ	2000000074	8/31/2012	(4.01)
53481200	AWWSC Group Ins CAPX	UZ	2000000068	8/31/2012	(59.12)
53481200	AWWSC Group Ins CAPX	UZ	2000000076	8/31/2012	(16.03)
53481200	AWWSC Group Ins CAPX	UZ	2000000067	8/31/2012	(21.12)
53481200	AWWSC Group Ins CAPX	UZ	2000000073	8/31/2012	(4.01)

Kentucky American Water Company  
Case No. 2012-00520  
Response to PSC DR1, Item 31

Account	Description	Doc Type	Document Number	Posting Date	Amount
53481200	AWWSC Group Ins CAPX	UZ	2000000068	8/31/2012	(39.21)
53481200	AWWSC Group Ins CAPX	UZ	2000000073	8/31/2012	(8.80)
53481200	AWWSC Group Ins CAPX	UZ	2000000067	8/31/2012	(80.19)
53481200	AWWSC Group Ins CAPX	UZ	2000000076	8/31/2012	(12.79)
53481200	AWWSC Group Ins CAPX	UZ	2000000067	8/31/2012	(4.18)
53481200	AWWSC Group Ins CAPX	UZ	2000000067	8/31/2012	(14.44)
53481200	AWWSC Group Ins CAPX	UZ	2000000074	8/31/2012	(4.01)
53481200	AWWSC Group Ins CAPX	UZ	2000000068	8/31/2012	(14.44)
53481200	AWWSC Group Ins CAPX	UZ	2000000073	8/31/2012	(4.01)
53481200	AWWSC Group Ins CAPX	UZ	2000000067	8/31/2012	(95.46)
53481200	AWWSC Group Ins CAPX	UZ	2000000073	8/31/2012	(12.02)
53481200	AWWSC Group Ins CAPX	UZ	2000000067	8/31/2012	(2.42)
53481200	AWWSC Group Ins CAPX	UZ	2000000068	8/31/2012	(129.42)
53481200	AWWSC Group Ins CAPX	UZ	2000000076	8/31/2012	(36.07)
53481200	AWWSC Group Ins CAPX	UZ	2000000068	8/31/2012	(149.42)
53481200	AWWSC Group Ins CAPX	UZ	2000000073	8/31/2012	(36.07)
53481200	AWWSC Group Ins CAPX	UZ	2000000067	8/31/2012	(57.28)
53481200	AWWSC Group Ins CAPX	UZ	2000000076	8/31/2012	(16.03)
53481200	AWWSC Group Ins CAPX	UZ	2000000068	8/31/2012	(60.55)
53481200	AWWSC Group Ins CAPX	UZ	2000000076	8/31/2012	(16.03)
53481200	AWWSC Group Ins CAPX	UZ	2000000067	8/31/2012	(52.59)
53481200	AWWSC Group Ins CAPX	UZ	2000000073	8/31/2012	(16.03)
53481200	AWWSC Group Ins CAPX	UZ	2000000068	8/31/2012	(52.56)
53481200	AWWSC Group Ins CAPX	UZ	2000000073	8/31/2012	(16.03)
53481200	AWWSC Group Ins CAPX	UZ	2000000067	8/31/2012	(88.03)
53481200	AWWSC Group Ins CAPX	UZ	2000000076	8/31/2012	(28.06)
53481200	AWWSC Group Ins CAPX	UZ	2000000067	8/31/2012	(88.93)
53481200	AWWSC Group Ins CAPX	UZ	2000000073	8/31/2012	(28.06)
53481200	AWWSC Group Ins CAPX	UZ	2000000068	8/31/2012	(1,208.70)
53481200	AWWSC Group Ins CAPX	UZ	2000000076	8/31/2012	(220.44)
53481200	AWWSC Group Ins CAPX	UZ	2000000067	8/31/2012	(517.71)
53481200	AWWSC Group Ins CAPX	UZ	2000000076	8/31/2012	(148.31)
53481200	AWWSC Group Ins CAPX	UZ	2000000067	8/31/2012	(128.71)
53481200	AWWSC Group Ins CAPX	UZ	2000000073	8/31/2012	(32.06)
53481200	AWWSC Group Ins CAPX	UZ	2000000067	8/31/2012	(57.75)
53481200	AWWSC Group Ins CAPX	UZ	2000000074	8/31/2012	(13.53)
53481200	AWWSC Group Ins CAPX	UZ	2000000068	8/31/2012	(28.16)
53481200	AWWSC Group Ins CAPX	UZ	2000000073	8/31/2012	(12.02)
53481200	AWWSC Group Ins CAPX	UZ	2000000068	8/31/2012	(74.18)
53481200	AWWSC Group Ins CAPX	UZ	2000000073	8/31/2012	(24.05)
53481200	AWWSC Group Ins CAPX	UZ	2000000068	8/31/2012	(57.56)
53481200	AWWSC Group Ins CAPX	UZ	2000000074	8/31/2012	(12.02)
53481200	AWWSC Group Ins CAPX	UZ	2000000067	8/31/2012	(16.19)
53481200	AWWSC Group Ins CAPX	UZ	2000000073	8/31/2012	(4.01)
53481200	AWWSC Group Ins CAPX	UZ	2000000067	8/31/2012	(32.70)
53481200	AWWSC Group Ins CAPX	UZ	2000000074	8/31/2012	(12.02)
53481200	AWWSC Group Ins CAPX	UZ	2000000067	8/31/2012	(32.70)
53481200	AWWSC Group Ins CAPX	UZ	2000000076	8/31/2012	(12.02)
53481200	AWWSC Group Ins CAPX	UZ	2000000068	8/31/2012	(35.05)
53481200	AWWSC Group Ins CAPX	UZ	2000000074	8/31/2012	(12.02)
53481200	AWWSC Group Ins CAPX	UZ	2000000068	8/31/2012	(86.13)
53481200	AWWSC Group Ins CAPX	UZ	2000000074	8/31/2012	(12.02)
53481200	AWWSC Group Ins CAPX	UZ	2000000068	8/31/2012	(181.54)



## Kentucky American Water Company

Case No. 2012-00520

Response to PSC DR1, Item 31

Account	Description	Doc Type	Document Number	Posting Date	Amount
53481200	AWWSC Group Ins CAPX	UZ	2000000074	8/31/2012	(28.06)
53481200	AWWSC Group Ins CAPX	UZ	2000000067	8/31/2012	(238.12)
53481200	AWWSC Group Ins CAPX	UZ	2000000073	8/31/2012	(68.13)
53481200	AWWSC Group Ins CAPX	UZ	2000000067	8/31/2012	(68.55)
53481200	AWWSC Group Ins CAPX	UZ	2000000073	8/31/2012	(16.03)
53481200	AWWSC Group Ins CAPX	UZ	2000000067	8/31/2012	(75.62)
53481200	AWWSC Group Ins CAPX	UZ	2000000073	8/31/2012	(16.03)
53481200	AWWSC Group Ins CAPX	UZ	2000000068	8/31/2012	(21.92)
53481200	AWWSC Group Ins CAPX	UZ	2000000073	8/31/2012	(8.02)
53481200	AWWSC Group Ins CAPX	UZ	2000000068	8/31/2012	(26.94)
53481200	AWWSC Group Ins CAPX	UZ	2000000073	8/31/2012	(8.02)
53481200	AWWSC Group Ins CAPX	UZ	2000000068	8/31/2012	(112.50)
53481200	AWWSC Group Ins CAPX	UZ	2000000073	8/31/2012	(20.04)
53481200	AWWSC Group Ins CAPX	UZ	2000000068	8/31/2012	(9.41)
53481200	AWWSC Group Ins CAPX	UZ	2000000076	8/31/2012	(8.02)
53481200	AWWSC Group Ins CAPX	UZ	2000000068	8/31/2012	(74.78)
53481200	AWWSC Group Ins CAPX	UZ	2000000076	8/31/2012	(24.05)
53481200	AWWSC Group Ins CAPX	UZ	2000000067	8/31/2012	(20.84)
53481200	AWWSC Group Ins CAPX	UZ	2000000073	8/31/2012	(8.02)
53481200	AWWSC Group Ins CAPX	UZ	2000000067	8/31/2012	(16.84)
53481200	AWWSC Group Ins CAPX	UZ	2000000074	8/31/2012	(8.02)
53481200	AWWSC Group Ins CAPX	UZ	2000000067	8/31/2012	(30.12)
53481200	AWWSC Group Ins CAPX	UZ	2000000073	8/31/2012	(12.02)
53481200	AWWSC Group Ins CAPX	UZ	2000000067	8/31/2012	(2.23)
53481200	AWWSC Group Ins CAPX	UZ	2000000073	8/31/2012	(8.02)
53481200	AWWSC Group Ins CAPX	UZ	2000000068	8/31/2012	(43.01)
53481200	AWWSC Group Ins CAPX	UZ	2000000074	8/31/2012	(16.03)
53481200	AWWSC Group Ins CAPX	UZ	2000000068	8/31/2012	(7.20)
53481200	AWWSC Group Ins CAPX	UZ	2000000067	8/31/2012	(26.61)
53481200	AWWSC Group Ins CAPX	UZ	2000000074	8/31/2012	(8.02)
53481200	AWWSC Group Ins CAPX	UZ	2000000067	8/31/2012	(23.89)
53481200	AWWSC Group Ins CAPX	UZ	2000000073	8/31/2012	(4.01)
53481200	AWWSC Group Ins CAPX	UZ	2000000067	8/31/2012	(15.99)
53481200	AWWSC Group Ins CAPX	UZ	2000000074	8/31/2012	(4.01)
53481200	AWWSC Group Ins CAPX	UZ	2000000068	8/31/2012	(12.71)
53481200	AWWSC Group Ins CAPX	UZ	2000000076	8/31/2012	(4.01)
53481200	AWWSC Group Ins CAPX	UZ	2000000068	8/31/2012	(73.85)
53481200	AWWSC Group Ins CAPX	UZ	2000000074	8/31/2012	(24.05)
53481200	AWWSC Group Ins CAPX	UZ	2000000068	8/31/2012	(14.19)
53481200	AWWSC Group Ins CAPX	UZ	2000000076	8/31/2012	(12.02)
53481200	AWWSC Group Ins CAPX	UZ	2000000067	8/31/2012	(2.11)
53481200	AWWSC Group Ins CAPX	UZ	2000000073	8/31/2012	(15.30)
53481200	AWWSC Group Ins CAPX	UZ	2000000074	8/31/2012	1.95
53481200	AWWSC Group Ins CAPX	UZ	2000000068	8/31/2012	(2.11)
53481200	AWWSC Group Ins CAPX	UZ	2000000073	8/31/2012	1.95
53481200	AWWSC Group Ins CAPX	UZ	2000000074	8/31/2012	(15.30)
53481200	AWWSC Group Ins CAPX	UZ	2000000068	8/31/2012	(101.51)
53481200	AWWSC Group Ins CAPX	UZ	2000000073	8/31/2012	3.48
53481200	AWWSC Group Ins CAPX	UZ	2000000073	8/31/2012	(28.77)
53481200	AWWSC Group Ins CAPX	UZ	2000000068	8/31/2012	(14.75)
53481200	AWWSC Group Ins CAPX	UZ	2000000074	8/31/2012	(6.22)
53481200	AWWSC Group Ins CAPX	UZ	2000000074	8/31/2012	0.70
53481200	AWWSC Group Ins CAPX	UZ	2000000067	8/31/2012	(31.49)

## Kentucky American Water Company

Case No. 2012-00520

Response to PSC DR1, Item 31

Account	Description	Doc Type	Document Number	Posting Date	Amount
53481200	AWWSC Group Ins CAPX	UZ	2000000076	8/31/2012	1.53
53481200	AWWSC Group Ins CAPX	UZ	2000000076	8/31/2012	(12.04)
53481200	AWWSC Group Ins CAPX	UZ	2000000067	8/31/2012	(27.31)
53481200	AWWSC Group Ins CAPX	UZ	2000000073	8/31/2012	(16.02)
53481200	AWWSC Group Ins CAPX	UZ	2000000074	8/31/2012	1.95
53481200	AWWSC Group Ins CAPX	UZ	2000000068	8/31/2012	(32.97)
53481200	AWWSC Group Ins CAPX	UZ	2000000074	8/31/2012	2.09
53481200	AWWSC Group Ins CAPX	UZ	2000000074	8/31/2012	(18.51)
53481300	AWWSC Other Ben CAPX	CF	9300000533	8/31/2012	48.30
53481300	AWWSC Other Ben CAPX	CF	9300000534	8/31/2012	582.80
53481300	AWWSC Other Ben CAPX	CF	9300000535	8/31/2012	20.64
53481300	AWWSC Other Ben CAPX	CF	9300000536	8/31/2012	6.80
53481300	AWWSC Other Ben CAPX	CF	9300000537	8/31/2012	5.56
53481300	AWWSC Other Ben CAPX	CF	9300000538	8/31/2012	13.28
53481300	AWWSC Other Ben CAPX	CF	9300000539	8/31/2012	30.73
53481300	AWWSC Other Ben CAPX	CF	9300000540	8/31/2012	13.35
53481300	AWWSC Other Ben CAPX	CF	9300000541	8/31/2012	2.05
53481300	AWWSC Other Ben CAPX	CF	9300000542	8/31/2012	14.68
53481300	AWWSC Other Ben CAPX	CF	9300000543	8/31/2012	18.27
53481300	AWWSC Other Ben CAPX	CF	9300000544	8/31/2012	11.16
53481300	AWWSC Other Ben CAPX	CF	9300000545	8/31/2012	10.99
53481300	AWWSC Other Ben CAPX	CF	9300000546	8/31/2012	17.56
53481300	AWWSC Other Ben CAPX	CF	9300000547	8/31/2012	11.38
53481300	AWWSC Other Ben CAPX	CF	9300000548	8/31/2012	32.06
53481300	AWWSC Other Ben CAPX	CF	9300000549	8/31/2012	4.07
53481300	AWWSC Other Ben CAPX	CF	9300000552	8/31/2012	56.35
53481300	AWWSC Other Ben CAPX	CF	9300000553	8/31/2012	54.88
53481300	AWWSC Other Ben CAPX	CF	9300000554	8/31/2012	56.63
53481300	AWWSC Other Ben CAPX	CF	9300000555	8/31/2012	17.90
53481300	AWWSC Other Ben CAPX	CF	9300000556	8/31/2012	32.91
53481300	AWWSC Other Ben CAPX	CF	9300000557	8/31/2012	47.22
53481300	AWWSC Other Ben CAPX	CF	9300000558	8/31/2012	57.15
53481300	AWWSC Other Ben CAPX	CF	9300000559	8/31/2012	42.53
53481300	AWWSC Other Ben CAPX	CF	9300000560	8/31/2012	9.13
53481300	AWWSC Other Ben CAPX	CF	9300000561	8/31/2012	20.54
53481300	AWWSC Other Ben CAPX	CF	9300000562	8/31/2012	19.27
53481300	AWWSC Other Ben CAPX	CF	9300000563	8/31/2012	19.43
53481300	AWWSC Other Ben CAPX	CF	9300000564	8/31/2012	3.96
53481300	AWWSC Other Ben CAPX	CF	9300000565	8/31/2012	3.16
53481300	AWWSC Other Ben CAPX	CF	9300000566	8/31/2012	4.33
53481300	AWWSC Other Ben CAPX	CF	9300000567	8/31/2012	26.12
53481300	AWWSC Other Ben CAPX	CF	9300000573	8/31/2012	36.52
53481300	AWWSC Other Ben CAPX	CF	9300000594	8/31/2012	47.77
53481300	AWWSC Other Ben CAPX	CF	9300000595	8/31/2012	177.07
53481300	AWWSC Other Ben CAPX	CF	9300000597	8/31/2012	171.78
53481300	AWWSC Other Ben CAPX	CF	9300000598	8/31/2012	65.76
53481300	AWWSC Other Ben CAPX	CF	9300000599	8/31/2012	0.28
53481300	AWWSC Other Ben CAPX	CF	9300000600	8/31/2012	0.34
53481300	AWWSC Other Ben CAPX	CF	9300000601	8/31/2012	2.48
53481300	AWWSC Other Ben CAPX	CF	9300000602	8/31/2012	1.44
53481300	AWWSC Other Ben CAPX	CF	9300000603	8/31/2012	64.52
53481300	AWWSC Other Ben CAPX	CF	9300000604	8/31/2012	0.34
53481300	AWWSC Other Ben CAPX	CF	9300000605	8/31/2012	2.47

## Kentucky American Water Company

Case No. 2012-00520

Response to PSC DR1, Item 31

Account	Description	Doc Type	Document Number	Posting Date	Amount
53481300	AWWSC Other Ben CAPX	CF	9300000606	8/31/2012	1.44
53481300	AWWSC Other Ben CAPX	CF	9300000607	8/31/2012	29.14
53481300	AWWSC Other Ben CAPX	CF	9300000608	8/31/2012	0.18
53481300	AWWSC Other Ben CAPX	CF	9300000609	8/31/2012	28.96
53481300	AWWSC Other Ben CAPX	CF	9300000610	8/31/2012	0.18
53481300	AWWSC Other Ben CAPX	CF	9300000611	8/31/2012	16.30
53481300	AWWSC Other Ben CAPX	CF	9300000612	8/31/2012	2.36
53481300	AWWSC Other Ben CAPX	CF	9300000613	8/31/2012	13.93
53481300	AWWSC Other Ben CAPX	CF	9300000614	8/31/2012	69.82
53481300	AWWSC Other Ben CAPX	CF	9300000615	8/31/2012	0.51
53481300	AWWSC Other Ben CAPX	CF	9300000616	8/31/2012	33.02
53481300	AWWSC Other Ben CAPX	CF	9300000617	8/31/2012	2.63
53481300	AWWSC Other Ben CAPX	CF	9300000618	8/31/2012	22.80
53481300	AWWSC Other Ben CAPX	CF	9300000619	8/31/2012	16.08
53481300	AWWSC Other Ben CAPX	CF	9300000620	8/31/2012	16.07
53481300	AWWSC Other Ben CAPX	CF	9300000621	8/31/2012	2.66
53481300	AWWSC Other Ben CAPX	CF	9300000622	8/31/2012	0.19
53481300	AWWSC Other Ben CAPX	CF	9300000623	8/31/2012	1.85
53481300	AWWSC Other Ben CAPX	CF	9300000624	8/31/2012	31.40
53481300	AWWSC Other Ben CAPX	CF	9300000625	8/31/2012	43.05
53481300	AWWSC Other Ben CAPX	CF	9300000626	8/31/2012	9.34
53481300	AWWSC Other Ben CAPX	CF	9300000628	8/31/2012	16.99
53481300	AWWSC Other Ben CAPX	CF	9300000629	8/31/2012	10.75
53481300	AWWSC Other Ben CAPX	CF	9300000630	8/31/2012	26.28
53481300	AWWSC Other Ben CAPX	CF	9300000631	8/31/2012	5.07
53481300	AWWSC Other Ben CAPX	CF	9300000632	8/31/2012	49.18
53481300	AWWSC Other Ben CAPX	CF	9300000633	8/31/2012	10.39
53481300	AWWSC Other Ben CAPX	CF	9300000634	8/31/2012	65.86
53481300	AWWSC Other Ben CAPX	CF	9300000635	8/31/2012	0.34
53481300	AWWSC Other Ben CAPX	CF	9300000636	8/31/2012	2.55
53481300	AWWSC Other Ben CAPX	CF	9300000637	8/31/2012	3.92
53481300	AWWSC Other Ben CAPX	CF	9300000638	8/31/2012	3.92
53481300	AWWSC Other Ben CAPX	CF	9300000639	8/31/2012	2.48
53481300	AWWSC Other Ben CAPX	CF	9300000640	8/31/2012	13.93
53481300	AWWSC Other Ben CAPX	CF	9300000641	8/31/2012	1.44
53481300	AWWSC Other Ben CAPX	CF	9300000642	8/31/2012	13.93
53481300	AWWSC Other Ben CAPX	CF	9300000643	8/31/2012	2.48
53481300	AWWSC Other Ben CAPX	CF	9300000644	8/31/2012	1.44
53481300	AWWSC Other Ben CAPX	CF	9300000645	8/31/2012	15.43
53481300	AWWSC Other Ben CAPX	CF	9300000646	8/31/2012	3.93
53481300	AWWSC Other Ben CAPX	CF	9300000647	8/31/2012	8.42
53481300	AWWSC Other Ben CAPX	CF	9300000648	8/31/2012	8.77
53481300	AWWSC Other Ben CAPX	CF	9300000649	8/31/2012	8.42
53481300	AWWSC Other Ben CAPX	CF	9300000650	8/31/2012	4.16
53481300	AWWSC Other Ben CAPX	CF	9300000651	8/31/2012	4.16
53481300	AWWSC Other Ben CAPX	CF	9300000652	8/31/2012	4.16
53481300	AWWSC Other Ben CAPX	CF	9300000653	8/31/2012	14.27
53481300	AWWSC Other Ben CAPX	CF	9300000654	8/31/2012	11.78
53481300	AWWSC Other Ben CAPX	CF	9300000655	8/31/2012	18.50
53481300	AWWSC Other Ben CAPX	CF	9300000657	8/31/2012	10.59
53481300	AWWSC Other Ben CAPX	CF	9300000658	8/31/2012	0.03
53481300	AWWSC Other Ben CAPX	CF	9300000659	8/31/2012	3.02
53481300	AWWSC Other Ben CAPX	CF	9300000660	8/31/2012	13.20

## Kentucky American Water Company

Case No. 2012-00520

Response to PSC DR1, Item 31

Account	Description	Doc Type	Document Number	Posting Date	Amount
53481300	AWWSC Other Ben CAPX	CF	9300000661	8/31/2012	16.08
53481300	AWWSC Other Ben CAPX	CF	9300000662	8/31/2012	16.08
53481300	AWWSC Other Ben CAPX	CF	9300000663	8/31/2012	3.13
53481300	AWWSC Other Ben CAPX	CF	9300000664	8/31/2012	16.08
53481300	AWWSC Other Ben CAPX	CF	9300000665	8/31/2012	10.99
53481300	AWWSC Other Ben CAPX	CF	9300000667	8/31/2012	1.66
53481300	AWWSC Other Ben CAPX	CF	9300000668	8/31/2012	19.54
53481300	AWWSC Other Ben CAPX	CF	9300000669	8/31/2012	0.90
53481300	AWWSC Other Ben CAPX	CF	9300000670	8/31/2012	21.09
53481300	AWWSC Other Ben CAPX	CF	9300000671	8/31/2012	1.29
53481300	AWWSC Other Ben CAPX	CF	9300000672	8/31/2012	4.32
53481300	AWWSC Other Ben CAPX	CF	9300000673	8/31/2012	3.72
53481300	AWWSC Other Ben CAPX	CF	9300000674	8/31/2012	4.41
53481300	AWWSC Other Ben CAPX	CF	9300000676	8/31/2012	4.41
53481300	AWWSC Other Ben CAPX	CF	9300000677	8/31/2012	0.26
53481300	AWWSC Other Ben CAPX	CF	9300000678	8/31/2012	0.58
53481300	AWWSC Other Ben CAPX	CF	9300000679	8/31/2012	0.58
53481300	AWWSC Other Ben CAPX	CF	9300000680	8/31/2012	80.49
53481300	AWWSC Other Ben CAPX	CF	9300000681	8/31/2012	37.29
53481300	AWWSC Other Ben CAPX	CF	9300000682	8/31/2012	0.58
53481300	AWWSC Other Ben CAPX	CF	9300000683	8/31/2012	5.86
53481300	AWWSC Other Ben CAPX	CF	9300000684	8/31/2012	57.93
53481300	AWWSC Other Ben CAPX	CF	9300000685	8/31/2012	0.09
53481300	AWWSC Other Ben CAPX	CF	9300000686	8/31/2012	3.63
53481300	AWWSC Other Ben CAPX	CF	9300000687	8/31/2012	14.59
53481300	AWWSC Other Ben CAPX	CF	9300000688	8/31/2012	0.19
53481300	AWWSC Other Ben CAPX	CF	9300000689	8/31/2012	17.58
53481300	AWWSC Other Ben CAPX	CF	9300000690	8/31/2012	7.01
53481300	AWWSC Other Ben CAPX	CF	9300000691	8/31/2012	0.05
53481300	AWWSC Other Ben CAPX	CF	9300000692	8/31/2012	16.35
53481300	AWWSC Other Ben CAPX	CF	9300000693	8/31/2012	9.65
53481300	AWWSC Other Ben CAPX	CF	9300000695	8/31/2012	14.87
53481300	AWWSC Other Ben CAPX	CF	9300000696	8/31/2012	2.49
53481300	AWWSC Other Ben CAPX	CF	9300000697	8/31/2012	4.52
53481300	AWWSC Other Ben CAPX	CF	9300000698	8/31/2012	18.04
53481300	AWWSC Other Ben CAPX	CF	9300000699	8/31/2012	14.36
53481300	AWWSC Other Ben CAPX	CF	9300000700	8/31/2012	3.83
53481300	AWWSC Other Ben CAPX	CF	9300000701	8/31/2012	16.75
53481300	AWWSC Other Ben CAPX	CF	9300000702	8/31/2012	30.48
53481300	AWWSC Other Ben CAPX	CF	9300000703	8/31/2012	0.72
53481300	AWWSC Other Ben CAPX	CF	9300000704	8/31/2012	10.61
53481300	AWWSC Other Ben CAPX	CF	9300000705	8/31/2012	5.04
53481300	AWWSC Other Ben CAPX	CF	9300000706	8/31/2012	21.44
53481300	AWWSC Other Ben CAPX	CF	9300000710	8/31/2012	1.34
53481300	AWWSC Other Ben CAPX	CF	9300000711	8/31/2012	36.01
53481300	AWWSC Other Ben CAPX	CF	9300000715	8/31/2012	15.56
53481300	AWWSC Other Ben CAPX	CF	9300000716	8/31/2012	0.79
53481300	AWWSC Other Ben CAPX	CF	9300000717	8/31/2012	6.02
53481300	AWWSC Other Ben CAPX	CF	9300000718	8/31/2012	5.49
53481300	AWWSC Other Ben CAPX	CF	9300000722	8/31/2012	7.28
53481300	AWWSC Other Ben CAPX	CF	9300000723	8/31/2012	1.34
53481300	AWWSC Other Ben CAPX	CF	9300000724	8/31/2012	5.49
53481300	AWWSC Other Ben CAPX	CF	9300000728	8/31/2012	13.30

## Kentucky American Water Company

Case No. 2012-00520

Response to PSC DR1, Item 31

Account	Description	Doc Type	Document Number	Posting Date	Amount
53481300	AWWSC Other Ben CAPX	CF	9300000729	8/31/2012	4.09
53481300	AWWSC Other Ben CAPX	CF	9300000730	8/31/2012	6.02
53481300	AWWSC Other Ben CAPX	CF	9300000731	8/31/2012	43.87
53481300	AWWSC Other Ben CAPX	CF	9300000735	8/31/2012	9.72
53481300	AWWSC Other Ben CAPX	CF	9300000736	8/31/2012	9.71
53481300	AWWSC Other Ben CAPX	CF	9300000737	8/31/2012	7.89
53481300	AWWSC Other Ben CAPX	CF	9300000928	8/31/2012	148.51
53481300	AWWSC Other Ben CAPX	CF	9300001014	8/31/2012	0.58
53481300	AWWSC Other Ben CAPX	CF	9300001015	8/31/2012	1.02
53481300	AWWSC Other Ben CAPX	CF	9300001016	8/31/2012	0.28
53481300	AWWSC Other Ben CAPX	CF	9300001020	8/31/2012	1.31
53481300	AWWSC Other Ben CAPX	CF	9300001022	8/31/2012	0.24
53481300	AWWSC Other Ben CAPX	CF	9300001023	8/31/2012	0.19
53481300	AWWSC Other Ben CAPX	CF	9300001025	8/31/2012	3.16
53481300	AWWSC Other Ben CAPX	CF	9300001026	8/31/2012	0.64
53481300	AWWSC Other Ben CAPX	CF	9300001029	8/31/2012	0.36
53481300	AWWSC Other Ben CAPX	CF	9300001031	8/31/2012	0.54
53481300	AWWSC Other Ben CAPX	CF	9300001032	8/31/2012	1.69
53481300	AWWSC Other Ben CAPX	CF	9300001035	8/31/2012	1.24
53481300	AWWSC Other Ben CAPX	CF	9300001038	8/31/2012	8.24
53481300	AWWSC Other Ben CAPX	CF	9300001040	8/31/2012	0.58
53481300	AWWSC Other Ben CAPX	CF	9300001041	8/31/2012	0.28
53481300	AWWSC Other Ben CAPX	CF	9300001042	8/31/2012	1.24
53481300	AWWSC Other Ben CAPX	CF	9300001043	8/31/2012	1.19
53481300	AWWSC Other Ben CAPX	CF	9300001045	8/31/2012	6.85
53481300	AWWSC Other Ben CAPX	CF	9300001047	8/31/2012	0.39
53481300	AWWSC Other Ben CAPX	CF	9300001050	8/31/2012	2.44
53481300	AWWSC Other Ben CAPX	CF	9300001050	8/31/2012	0.03
53481300	AWWSC Other Ben CAPX	CF	9300001051	8/31/2012	0.25
53481300	AWWSC Other Ben CAPX	CF	9300001051	8/31/2012	0.02
53481300	AWWSC Other Ben CAPX	CF	9300001052	8/31/2012	0.02
53481300	AWWSC Other Ben CAPX	CF	9300001053	8/31/2012	0.11
53481300	AWWSC Other Ben CAPX	CF	9300001054	8/31/2012	0.02
53481300	AWWSC Other Ben CAPX	CF	9300001055	8/31/2012	0.21
53481300	AWWSC Other Ben CAPX	CF	9300001055	8/31/2012	0.01
53481300	AWWSC Other Ben CAPX	CF	9300001057	8/31/2012	0.14
53481300	AWWSC Other Ben CAPX	CF	9300001057	8/31/2012	5.34
53481300	AWWSC Other Ben CAPX	CF	9300001057	8/31/2012	40.97
53481300	AWWSC Other Ben CAPX	CF	9300001058	8/31/2012	1.57
53481300	AWWSC Other Ben CAPX	CF	9300001058	8/31/2012	5.04
53481300	AWWSC Other Ben CAPX	CF	9300001058	8/31/2012	12.08
53481300	AWWSC Other Ben CAPX	CF	9300001058	8/31/2012	38.69
53481300	AWWSC Other Ben CAPX	CF	9300001059	8/31/2012	0.17
53481300	AWWSC Other Ben CAPX	CF	9300001059	8/31/2012	1.28
53481300	AWWSC Other Ben CAPX	CF	9300001060	8/31/2012	6.46
53481300	AWWSC Other Ben CAPX	CF	9300001060	8/31/2012	1.74
53481300	AWWSC Other Ben CAPX	CF	9300001060	8/31/2012	49.65
53481300	AWWSC Other Ben CAPX	CF	9300001060	8/31/2012	13.34
53481300	AWWSC Other Ben CAPX	CF	9300001061	8/31/2012	0.02
53481300	AWWSC Other Ben CAPX	CF	9300001062	8/31/2012	0.01
53481300	AWWSC Other Ben CAPX	CF	9300001062	8/31/2012	0.01
53481300	AWWSC Other Ben CAPX	CF	9300001063	8/31/2012	0.44
53481300	AWWSC Other Ben CAPX	CF	9300001063	8/31/2012	0.10

## Kentucky American Water Company

Case No. 2012-00520

Response to PSC DR1, Item 31

Account	Description	Doc Type	Document Number	Posting Date	Amount
53481300	AWWSC Other Ben CAPX	CF	9300001068	8/31/2012	0.97
53481300	AWWSC Other Ben CAPX	CF	9300001070	8/31/2012	0.94
53481300	AWWSC Other Ben CAPX	CF	9300001070	8/31/2012	0.01
53481300	AWWSC Other Ben CAPX	CF	9300001072	8/31/2012	3.61
53481300	AWWSC Other Ben CAPX	CF	9300001077	8/31/2012	0.05
53481300	AWWSC Other Ben CAPX	CF	9300001079	8/31/2012	0.87
53481300	AWWSC Other Ben CAPX	CF	9300001079	8/31/2012	0.45
53481300	AWWSC Other Ben CAPX	CF	9300001084	8/31/2012	1.28
53481300	AWWSC Other Ben CAPX	CF	9300001086	8/31/2012	0.01
53481300	AWWSC Other Ben CAPX	CF	9300001088	8/31/2012	1.51
53481300	AWWSC Other Ben CAPX	CF	9300001090	8/31/2012	0.19
53481300	AWWSC Other Ben CAPX	CF	9300001092	8/31/2012	0.88
53481300	AWWSC Other Ben CAPX	CF	9300001092	8/31/2012	0.94
53481300	AWWSC Other Ben CAPX	CF	9300001096	8/31/2012	0.43
53481300	AWWSC Other Ben CAPX	CF	9300001096	8/31/2012	0.45
53481300	AWWSC Other Ben CAPX	CF	9300001099	8/31/2012	0.13
53481300	AWWSC Other Ben CAPX	CF	9300001105	8/31/2012	23.02
53481300	AWWSC Other Ben CAPX	CF	9300001112	8/31/2012	20.70
53481300	AWWSC Other Ben CAPX	CF	9300001120	8/31/2012	7.23
53481300	AWWSC Other Ben CAPX	CF	9300001121	8/31/2012	37.25
53481300	AWWSC Other Ben CAPX	CF	9300001128	8/31/2012	310.30
53481300	AWWSC Other Ben CAPX	CF	9300001141	8/31/2012	24.61
53481300	AWWSC Other Ben CAPX	CF	9300001149	8/31/2012	18.52
53481300	AWWSC Other Ben CAPX	CF	9300001158	8/31/2012	9.18
53481300	AWWSC Other Ben CAPX	CF	9300001159	8/31/2012	15.42
53481300	AWWSC Other Ben CAPX	CF	9300001162	8/31/2012	30.45
53481300	AWWSC Other Ben CAPX	CF	9300001162	8/31/2012	42.88
53481300	AWWSC Other Ben CAPX	CF	9300001162	8/31/2012	0.61
53481300	AWWSC Other Ben CAPX	CF	9300001163	8/31/2012	9.30
53481300	AWWSC Other Ben CAPX	CF	9300001163	8/31/2012	3.49
53481300	AWWSC Other Ben CAPX	CF	9300001163	8/31/2012	1.36
53481300	AWWSC Other Ben CAPX	CF	9300001164	8/31/2012	3.47
53481300	AWWSC Other Ben CAPX	CF	9300001164	8/31/2012	2.47
53481300	AWWSC Other Ben CAPX	CF	9300001164	8/31/2012	0.44
53481300	AWWSC Other Ben CAPX	UT	9300001005	8/31/2012	(664.10)
53481300	AWWSC Other Ben CAPX	UT	9300001188	8/31/2012	(113.24)
53481300	AWWSC Other Ben CAPX	UZ	2000000068	8/31/2012	(148.51)
53481300	AWWSC Other Ben CAPX	UZ	2000000074	8/31/2012	(156.01)
53481300	AWWSC Other Ben CAPX	UZ	2000000067	8/31/2012	(18.04)
53481300	AWWSC Other Ben CAPX	UZ	2000000073	8/31/2012	(3.63)
53481300	AWWSC Other Ben CAPX	UZ	2000000067	8/31/2012	(4.52)
53481300	AWWSC Other Ben CAPX	UZ	2000000074	8/31/2012	(1.21)
53481300	AWWSC Other Ben CAPX	UZ	2000000067	8/31/2012	(10.61)
53481300	AWWSC Other Ben CAPX	UZ	2000000074	8/31/2012	(2.44)
53481300	AWWSC Other Ben CAPX	UZ	2000000067	8/31/2012	(2.49)
53481300	AWWSC Other Ben CAPX	UZ	2000000073	8/31/2012	(1.21)
53481300	AWWSC Other Ben CAPX	UZ	2000000068	8/31/2012	(14.87)
53481300	AWWSC Other Ben CAPX	UZ	2000000073	8/31/2012	(2.44)
53481300	AWWSC Other Ben CAPX	UZ	2000000067	8/31/2012	(9.65)
53481300	AWWSC Other Ben CAPX	UZ	2000000074	8/31/2012	(1.21)
53481300	AWWSC Other Ben CAPX	UZ	2000000067	8/31/2012	(18.19)
53481300	AWWSC Other Ben CAPX	UZ	2000000074	8/31/2012	(3.63)
53481300	AWWSC Other Ben CAPX	UZ	2000000068	8/31/2012	(16.75)

## Kentucky American Water Company

Case No. 2012-00520

Response to PSC DR1, Item 31

Account	Description	Doc Type	Document Number	Posting Date	Amount
53481300	AWWSC Other Ben CAPX	UZ	2000000074	8/31/2012	(3.63)
53481300	AWWSC Other Ben CAPX	UZ	2000000067	8/31/2012	(31.20)
53481300	AWWSC Other Ben CAPX	UZ	2000000073	8/31/2012	(3.63)
53481300	AWWSC Other Ben CAPX	UZ	2000000068	8/31/2012	(61.65)
53481300	AWWSC Other Ben CAPX	UZ	2000000073	8/31/2012	(10.93)
53481300	AWWSC Other Ben CAPX	UZ	2000000067	8/31/2012	(117.78)
53481300	AWWSC Other Ben CAPX	UZ	2000000074	8/31/2012	(14.58)
53481300	AWWSC Other Ben CAPX	UZ	2000000067	8/31/2012	(16.40)
53481300	AWWSC Other Ben CAPX	UZ	2000000076	8/31/2012	(3.63)
53481300	AWWSC Other Ben CAPX	UZ	2000000067	8/31/2012	(6.44)
53481300	AWWSC Other Ben CAPX	UZ	2000000076	8/31/2012	(1.21)
53481300	AWWSC Other Ben CAPX	UZ	2000000068	8/31/2012	(1.16)
53481300	AWWSC Other Ben CAPX	UZ	2000000067	8/31/2012	(39.37)
53481300	AWWSC Other Ben CAPX	UZ	2000000076	8/31/2012	(6.65)
53481300	AWWSC Other Ben CAPX	UZ	2000000068	8/31/2012	(0.26)
53481300	AWWSC Other Ben CAPX	UZ	2000000067	8/31/2012	(4.41)
53481300	AWWSC Other Ben CAPX	UZ	2000000076	8/31/2012	(1.21)
53481300	AWWSC Other Ben CAPX	UZ	2000000068	8/31/2012	(4.41)
53481300	AWWSC Other Ben CAPX	UZ	2000000073	8/31/2012	(1.21)
53481300	AWWSC Other Ben CAPX	UZ	2000000067	8/31/2012	(3.72)
53481300	AWWSC Other Ben CAPX	UZ	2000000073	8/31/2012	(1.57)
53481300	AWWSC Other Ben CAPX	UZ	2000000067	8/31/2012	(4.32)
53481300	AWWSC Other Ben CAPX	UZ	2000000074	8/31/2012	(1.21)
53481300	AWWSC Other Ben CAPX	UZ	2000000067	8/31/2012	(1.29)
53481300	AWWSC Other Ben CAPX	UZ	2000000068	8/31/2012	(21.20)
53481300	AWWSC Other Ben CAPX	UZ	2000000074	8/31/2012	(4.02)
53481300	AWWSC Other Ben CAPX	UZ	2000000067	8/31/2012	(21.99)
53481300	AWWSC Other Ben CAPX	UZ	2000000076	8/31/2012	(2.49)
53481300	AWWSC Other Ben CAPX	UZ	2000000067	8/31/2012	(10.99)
53481300	AWWSC Other Ben CAPX	UZ	2000000074	8/31/2012	(3.63)
53481300	AWWSC Other Ben CAPX	UZ	2000000068	8/31/2012	(16.08)
53481300	AWWSC Other Ben CAPX	UZ	2000000074	8/31/2012	(1.21)
53481300	AWWSC Other Ben CAPX	UZ	2000000067	8/31/2012	(16.08)
53481300	AWWSC Other Ben CAPX	UZ	2000000073	8/31/2012	(1.21)
53481300	AWWSC Other Ben CAPX	UZ	2000000068	8/31/2012	(16.08)
53481300	AWWSC Other Ben CAPX	UZ	2000000074	8/31/2012	(1.21)
53481300	AWWSC Other Ben CAPX	UZ	2000000067	8/31/2012	(16.25)
53481300	AWWSC Other Ben CAPX	UZ	2000000076	8/31/2012	(4.86)
53481300	AWWSC Other Ben CAPX	UZ	2000000067	8/31/2012	(3.13)
53481300	AWWSC Other Ben CAPX	UZ	2000000067	8/31/2012	(10.59)
53481300	AWWSC Other Ben CAPX	UZ	2000000074	8/31/2012	(1.21)
53481300	AWWSC Other Ben CAPX	UZ	2000000068	8/31/2012	(18.50)
53481300	AWWSC Other Ben CAPX	UZ	2000000073	8/31/2012	(2.44)
53481300	AWWSC Other Ben CAPX	UZ	2000000068	8/31/2012	(11.78)
53481300	AWWSC Other Ben CAPX	UZ	2000000074	8/31/2012	(2.44)
53481300	AWWSC Other Ben CAPX	UZ	2000000068	8/31/2012	(14.27)
53481300	AWWSC Other Ben CAPX	UZ	2000000074	8/31/2012	(2.44)
53481300	AWWSC Other Ben CAPX	UZ	2000000068	8/31/2012	(4.16)
53481300	AWWSC Other Ben CAPX	UZ	2000000067	8/31/2012	(4.16)
53481300	AWWSC Other Ben CAPX	UZ	2000000068	8/31/2012	(4.16)
53481300	AWWSC Other Ben CAPX	UZ	2000000068	8/31/2012	(8.42)
53481300	AWWSC Other Ben CAPX	UZ	2000000074	8/31/2012	(2.44)
53481300	AWWSC Other Ben CAPX	UZ	2000000067	8/31/2012	(8.42)

## Kentucky American Water Company

Case No. 2012-00520

Response to PSC DR1, Item 31

Account	Description	Doc Type	Document Number	Posting Date	Amount
53481300	AWWSC Other Ben CAPX	UZ	2000000074	8/31/2012	(2.44)
53481300	AWWSC Other Ben CAPX	UZ	2000000067	8/31/2012	(8.77)
53481300	AWWSC Other Ben CAPX	UZ	2000000073	8/31/2012	(2.44)
53481300	AWWSC Other Ben CAPX	UZ	2000000067	8/31/2012	(19.36)
53481300	AWWSC Other Ben CAPX	UZ	2000000074	8/31/2012	(3.22)
53481300	AWWSC Other Ben CAPX	UZ	2000000067	8/31/2012	(17.85)
53481300	AWWSC Other Ben CAPX	UZ	2000000074	8/31/2012	(2.44)
53481300	AWWSC Other Ben CAPX	UZ	2000000068	8/31/2012	(17.85)
53481300	AWWSC Other Ben CAPX	UZ	2000000074	8/31/2012	(2.44)
53481300	AWWSC Other Ben CAPX	UZ	2000000068	8/31/2012	(3.92)
53481300	AWWSC Other Ben CAPX	UZ	2000000076	8/31/2012	(0.78)
53481300	AWWSC Other Ben CAPX	UZ	2000000067	8/31/2012	(6.81)
53481300	AWWSC Other Ben CAPX	UZ	2000000073	8/31/2012	(1.99)
53481300	AWWSC Other Ben CAPX	UZ	2000000067	8/31/2012	(76.25)
53481300	AWWSC Other Ben CAPX	UZ	2000000074	8/31/2012	(13.66)
53481300	AWWSC Other Ben CAPX	UZ	2000000068	8/31/2012	(54.25)
53481300	AWWSC Other Ben CAPX	UZ	2000000074	8/31/2012	(16.15)
53481300	AWWSC Other Ben CAPX	UZ	2000000067	8/31/2012	(26.28)
53481300	AWWSC Other Ben CAPX	UZ	2000000073	8/31/2012	(12.14)
53481300	AWWSC Other Ben CAPX	UZ	2000000067	8/31/2012	(10.75)
53481300	AWWSC Other Ben CAPX	UZ	2000000074	8/31/2012	(1.21)
53481300	AWWSC Other Ben CAPX	UZ	2000000068	8/31/2012	(43.05)
53481300	AWWSC Other Ben CAPX	UZ	2000000076	8/31/2012	(4.86)
53481300	AWWSC Other Ben CAPX	UZ	2000000067	8/31/2012	(16.99)
53481300	AWWSC Other Ben CAPX	UZ	2000000074	8/31/2012	(1.21)
53481300	AWWSC Other Ben CAPX	UZ	2000000067	8/31/2012	(9.34)
53481300	AWWSC Other Ben CAPX	UZ	2000000074	8/31/2012	(1.55)
53481300	AWWSC Other Ben CAPX	UZ	2000000067	8/31/2012	(33.44)
53481300	AWWSC Other Ben CAPX	UZ	2000000073	8/31/2012	(3.72)
53481300	AWWSC Other Ben CAPX	UZ	2000000068	8/31/2012	(2.66)
53481300	AWWSC Other Ben CAPX	UZ	2000000067	8/31/2012	(16.07)
53481300	AWWSC Other Ben CAPX	UZ	2000000074	8/31/2012	(1.21)
53481300	AWWSC Other Ben CAPX	UZ	2000000068	8/31/2012	(16.08)
53481300	AWWSC Other Ben CAPX	UZ	2000000076	8/31/2012	(1.21)
53481300	AWWSC Other Ben CAPX	UZ	2000000068	8/31/2012	(22.80)
53481300	AWWSC Other Ben CAPX	UZ	2000000076	8/31/2012	(3.63)
53481300	AWWSC Other Ben CAPX	UZ	2000000067	8/31/2012	(2.63)
53481300	AWWSC Other Ben CAPX	UZ	2000000067	8/31/2012	(33.53)
53481300	AWWSC Other Ben CAPX	UZ	2000000074	8/31/2012	(10.93)
53481300	AWWSC Other Ben CAPX	UZ	2000000067	8/31/2012	(69.82)
53481300	AWWSC Other Ben CAPX	UZ	2000000074	8/31/2012	(10.93)
53481300	AWWSC Other Ben CAPX	UZ	2000000067	8/31/2012	(13.93)
53481300	AWWSC Other Ben CAPX	UZ	2000000074	8/31/2012	(4.86)
53481300	AWWSC Other Ben CAPX	UZ	2000000068	8/31/2012	(18.66)
53481300	AWWSC Other Ben CAPX	UZ	2000000074	8/31/2012	(4.86)
53481300	AWWSC Other Ben CAPX	UZ	2000000067	8/31/2012	(29.14)
53481300	AWWSC Other Ben CAPX	UZ	2000000074	8/31/2012	(4.86)
53481300	AWWSC Other Ben CAPX	UZ	2000000067	8/31/2012	(29.32)
53481300	AWWSC Other Ben CAPX	UZ	2000000073	8/31/2012	(4.86)
53481300	AWWSC Other Ben CAPX	UZ	2000000067	8/31/2012	(68.77)
53481300	AWWSC Other Ben CAPX	UZ	2000000074	8/31/2012	(8.51)
53481300	AWWSC Other Ben CAPX	UZ	2000000068	8/31/2012	(70.30)
53481300	AWWSC Other Ben CAPX	UZ	2000000076	8/31/2012	(8.51)



Kentucky American Water Company

Case No. 2012-00520

Response to PSC DR1, Item 31

Account	Description	Doc Type	Document Number	Posting Date	Amount
53481300	AWWSC Other Ben CAPX	UZ	2000000067	8/31/2012	(171.78)
53481300	AWWSC Other Ben CAPX	UZ	2000000073	8/31/2012	(66.77)
53481300	AWWSC Other Ben CAPX	UZ	2000000068	8/31/2012	(177.07)
53481300	AWWSC Other Ben CAPX	UZ	2000000074	8/31/2012	(44.93)
53481300	AWWSC Other Ben CAPX	UZ	2000000068	8/31/2012	(47.77)
53481300	AWWSC Other Ben CAPX	UZ	2000000073	8/31/2012	(9.70)
53481300	AWWSC Other Ben CAPX	UZ	2000000067	8/31/2012	(36.52)
53481300	AWWSC Other Ben CAPX	UZ	2000000074	8/31/2012	(7.28)
53481300	AWWSC Other Ben CAPX	UZ	2000000067	8/31/2012	(30.73)
53481300	AWWSC Other Ben CAPX	UZ	2000000074	8/31/2012	(3.63)
53481300	AWWSC Other Ben CAPX	UZ	2000000067	8/31/2012	(56.35)
53481300	AWWSC Other Ben CAPX	UZ	2000000074	8/31/2012	(7.29)
53481300	AWWSC Other Ben CAPX	UZ	2000000068	8/31/2012	(13.35)
53481300	AWWSC Other Ben CAPX	UZ	2000000076	8/31/2012	(3.63)
53481300	AWWSC Other Ben CAPX	UZ	2000000068	8/31/2012	(3.96)
53481300	AWWSC Other Ben CAPX	UZ	2000000073	8/31/2012	(1.21)
53481300	AWWSC Other Ben CAPX	UZ	2000000068	8/31/2012	(19.43)
53481300	AWWSC Other Ben CAPX	UZ	2000000073	8/31/2012	(3.63)
53481300	AWWSC Other Ben CAPX	UZ	2000000067	8/31/2012	(19.27)
53481300	AWWSC Other Ben CAPX	UZ	2000000074	8/31/2012	(3.63)
53481300	AWWSC Other Ben CAPX	UZ	2000000067	8/31/2012	(20.54)
53481300	AWWSC Other Ben CAPX	UZ	2000000073	8/31/2012	(3.63)
53481300	AWWSC Other Ben CAPX	UZ	2000000067	8/31/2012	(9.13)
53481300	AWWSC Other Ben CAPX	UZ	2000000074	8/31/2012	(3.63)
53481300	AWWSC Other Ben CAPX	UZ	2000000067	8/31/2012	(42.53)
53481300	AWWSC Other Ben CAPX	UZ	2000000074	8/31/2012	(8.51)
53481300	AWWSC Other Ben CAPX	UZ	2000000068	8/31/2012	(57.15)
53481300	AWWSC Other Ben CAPX	UZ	2000000073	8/31/2012	(20.63)
53481300	AWWSC Other Ben CAPX	UZ	2000000067	8/31/2012	(47.22)
53481300	AWWSC Other Ben CAPX	UZ	2000000074	8/31/2012	(4.86)
53481300	AWWSC Other Ben CAPX	UZ	2000000068	8/31/2012	(32.91)
53481300	AWWSC Other Ben CAPX	UZ	2000000076	8/31/2012	(4.86)
53481300	AWWSC Other Ben CAPX	UZ	2000000067	8/31/2012	(17.90)
53481300	AWWSC Other Ben CAPX	UZ	2000000074	8/31/2012	(2.44)
53481300	AWWSC Other Ben CAPX	UZ	2000000068	8/31/2012	(4.07)
53481300	AWWSC Other Ben CAPX	UZ	2000000073	8/31/2012	(2.44)
53481300	AWWSC Other Ben CAPX	UZ	2000000068	8/31/2012	(32.06)
53481300	AWWSC Other Ben CAPX	UZ	2000000074	8/31/2012	(6.07)
53481300	AWWSC Other Ben CAPX	UZ	2000000068	8/31/2012	(11.38)
53481300	AWWSC Other Ben CAPX	UZ	2000000074	8/31/2012	(2.44)
53481300	AWWSC Other Ben CAPX	UZ	2000000067	8/31/2012	(56.63)
53481300	AWWSC Other Ben CAPX	UZ	2000000073	8/31/2012	(7.29)
53481300	AWWSC Other Ben CAPX	UZ	2000000068	8/31/2012	(17.56)
53481300	AWWSC Other Ben CAPX	UZ	2000000074	8/31/2012	(2.44)
53481300	AWWSC Other Ben CAPX	UZ	2000000067	8/31/2012	(10.99)
53481300	AWWSC Other Ben CAPX	UZ	2000000076	8/31/2012	(2.44)
53481300	AWWSC Other Ben CAPX	UZ	2000000067	8/31/2012	(11.16)
53481300	AWWSC Other Ben CAPX	UZ	2000000073	8/31/2012	(3.63)
53481300	AWWSC Other Ben CAPX	UZ	2000000068	8/31/2012	(18.27)
53481300	AWWSC Other Ben CAPX	UZ	2000000076	8/31/2012	(2.44)
53481300	AWWSC Other Ben CAPX	UZ	2000000068	8/31/2012	(14.68)
53481300	AWWSC Other Ben CAPX	UZ	2000000076	8/31/2012	(4.86)
53481300	AWWSC Other Ben CAPX	UZ	2000000067	8/31/2012	(2.05)

## Kentucky American Water Company

Case No. 2012-00520

Response to PSC DR1, Item 31

Account	Description	Doc Type	Document Number	Posting Date	Amount
53481300	AWWSC Other Ben CAPX	UZ	2000000068	8/31/2012	(26.12)
53481300	AWWSC Other Ben CAPX	UZ	2000000076	8/31/2012	(2.44)
53481300	AWWSC Other Ben CAPX	UZ	2000000067	8/31/2012	(4.33)
53481300	AWWSC Other Ben CAPX	UZ	2000000074	8/31/2012	(1.21)
53481300	AWWSC Other Ben CAPX	UZ	2000000067	8/31/2012	(7.89)
53481300	AWWSC Other Ben CAPX	UZ	2000000073	8/31/2012	(1.21)
53481300	AWWSC Other Ben CAPX	UZ	2000000067	8/31/2012	(3.16)
53481300	AWWSC Other Ben CAPX	UZ	2000000074	8/31/2012	(1.21)
53481300	AWWSC Other Ben CAPX	UZ	2000000067	8/31/2012	(54.88)
53481300	AWWSC Other Ben CAPX	UZ	2000000076	8/31/2012	(7.29)
53481300	AWWSC Other Ben CAPX	UZ	2000000067	8/31/2012	(13.28)
53481300	AWWSC Other Ben CAPX	UZ	2000000073	8/31/2012	(3.63)
53481300	AWWSC Other Ben CAPX	UZ	2000000067	8/31/2012	(9.71)
53481300	AWWSC Other Ben CAPX	UZ	2000000073	8/31/2012	(4.42)
53481300	AWWSC Other Ben CAPX	UZ	2000000068	8/31/2012	(9.72)
53481300	AWWSC Other Ben CAPX	UZ	2000000073	8/31/2012	(4.42)
53481300	AWWSC Other Ben CAPX	UZ	2000000068	8/31/2012	(67.28)
53481300	AWWSC Other Ben CAPX	UZ	2000000074	8/31/2012	(8.65)
53481300	AWWSC Other Ben CAPX	UZ	2000000067	8/31/2012	(14.11)
53481300	AWWSC Other Ben CAPX	UZ	2000000073	8/31/2012	(1.96)
53481300	AWWSC Other Ben CAPX	UZ	2000000067	8/31/2012	(27.86)
53481300	AWWSC Other Ben CAPX	UZ	2000000074	8/31/2012	(3.47)
53481300	AWWSC Other Ben CAPX	UZ	2000000067	8/31/2012	(37.35)
53481300	AWWSC Other Ben CAPX	UZ	2000000073	8/31/2012	(4.81)
53481300	AWWSC Other Ben CAPX	UZ	2000000067	8/31/2012	(26.48)
53481300	AWWSC Other Ben CAPX	UZ	2000000074	8/31/2012	(5.87)
53481400	AWWSC Cont Svcs CAPX	CF	9300000538	8/31/2012	664.70
53481400	AWWSC Cont Svcs CAPX	CF	9300000540	8/31/2012	390.02
53481400	AWWSC Cont Svcs CAPX	CF	9300000541	8/31/2012	2,293.10
53481400	AWWSC Cont Svcs CAPX	CF	9300000542	8/31/2012	11,003.18
53481400	AWWSC Cont Svcs CAPX	CF	9300000543	8/31/2012	10,528.23
53481400	AWWSC Cont Svcs CAPX	CF	9300000547	8/31/2012	9,480.54
53481400	AWWSC Cont Svcs CAPX	CF	9300000548	8/31/2012	9,480.54
53481400	AWWSC Cont Svcs CAPX	CF	9300000549	8/31/2012	9,480.54
53481400	AWWSC Cont Svcs CAPX	CF	9300000550	8/31/2012	560.69
53481400	AWWSC Cont Svcs CAPX	CF	9300000551	8/31/2012	696.98
53481400	AWWSC Cont Svcs CAPX	CF	9300000552	8/31/2012	6,336.92
53481400	AWWSC Cont Svcs CAPX	CF	9300000553	8/31/2012	6,336.92
53481400	AWWSC Cont Svcs CAPX	CF	9300000554	8/31/2012	6,336.92
53481400	AWWSC Cont Svcs CAPX	CF	9300000558	8/31/2012	29,835.41
53481400	AWWSC Cont Svcs CAPX	CF	9300000559	8/31/2012	44,807.21
53481400	AWWSC Cont Svcs CAPX	CF	9300000560	8/31/2012	33,992.37
53481400	AWWSC Cont Svcs CAPX	CF	9300000561	8/31/2012	254.48
53481400	AWWSC Cont Svcs CAPX	CF	9300000562	8/31/2012	254.48
53481400	AWWSC Cont Svcs CAPX	CF	9300000563	8/31/2012	254.48
53481400	AWWSC Cont Svcs CAPX	CF	9300000564	8/31/2012	5,561.23
53481400	AWWSC Cont Svcs CAPX	CF	9300000565	8/31/2012	6,537.10
53481400	AWWSC Cont Svcs CAPX	CF	9300000566	8/31/2012	3,357.22
53481400	AWWSC Cont Svcs CAPX	CF	9300000567	8/31/2012	3,357.22
53481400	AWWSC Cont Svcs CAPX	CF	9300000568	8/31/2012	3,357.22
53481400	AWWSC Cont Svcs CAPX	CF	9300000569	8/31/2012	107.66
53481400	AWWSC Cont Svcs CAPX	CF	9300000570	8/31/2012	201.85
53481400	AWWSC Cont Svcs CAPX	CF	9300000571	8/31/2012	201.85

Kentucky American Water Company  
Case No. 2012-00520  
Response to PSC DR1, Item 31

Account	Description	Doc Type	Document Number	Posting Date	Amount
53481400	AWWSC Cont Svcs CAPX	CF	9300000572	8/31/2012	40.16
53481400	AWWSC Cont Svcs CAPX	CF	9300000574	8/31/2012	489.66
53481400	AWWSC Cont Svcs CAPX	CF	9300000575	8/31/2012	134.57
53481400	AWWSC Cont Svcs CAPX	CF	9300000576	8/31/2012	134.57
53481400	AWWSC Cont Svcs CAPX	CF	9300000577	8/31/2012	134.57
53481400	AWWSC Cont Svcs CAPX	CF	9300000578	8/31/2012	40.16
53481400	AWWSC Cont Svcs CAPX	CF	9300000579	8/31/2012	40.16
53481400	AWWSC Cont Svcs CAPX	CF	9300000580	8/31/2012	469.20
53481400	AWWSC Cont Svcs CAPX	CF	9300000586	8/31/2012	382.05
53481400	AWWSC Cont Svcs CAPX	CF	9300000587	8/31/2012	391.98
53481400	AWWSC Cont Svcs CAPX	CF	9300000588	8/31/2012	1,397.28
53481400	AWWSC Cont Svcs CAPX	CF	9300000589	8/31/2012	2,346.00
53481400	AWWSC Cont Svcs CAPX	CF	9300000590	8/31/2012	333.79
53481400	AWWSC Cont Svcs CAPX	CF	9300000591	8/31/2012	403.82
53481400	AWWSC Cont Svcs CAPX	CF	9300000592	8/31/2012	765.23
53481400	AWWSC Cont Svcs CAPX	CF	9300000593	8/31/2012	2,346.00
53481400	AWWSC Cont Svcs CAPX	CF	9300000595	8/31/2012	4,315.71
53481400	AWWSC Cont Svcs CAPX	CF	9300000597	8/31/2012	1,038.76
53481400	AWWSC Cont Svcs CAPX	CF	9300000598	8/31/2012	11,299.88
53481400	AWWSC Cont Svcs CAPX	CF	9300000603	8/31/2012	15,993.99
53481400	AWWSC Cont Svcs CAPX	CF	9300000607	8/31/2012	2,569.48
53481400	AWWSC Cont Svcs CAPX	CF	9300000609	8/31/2012	2,569.48
53481400	AWWSC Cont Svcs CAPX	CF	9300000611	8/31/2012	1,420.07
53481400	AWWSC Cont Svcs CAPX	CF	9300000613	8/31/2012	20,522.36
53481400	AWWSC Cont Svcs CAPX	CF	9300000614	8/31/2012	3,013.55
53481400	AWWSC Cont Svcs CAPX	CF	9300000616	8/31/2012	430.57
53481400	AWWSC Cont Svcs CAPX	CF	9300000617	8/31/2012	14,752.35
53481400	AWWSC Cont Svcs CAPX	CF	9300000618	8/31/2012	14,523.78
53481400	AWWSC Cont Svcs CAPX	CF	9300000619	8/31/2012	10,341.48
53481400	AWWSC Cont Svcs CAPX	CF	9300000620	8/31/2012	8,218.69
53481400	AWWSC Cont Svcs CAPX	CF	9300000624	8/31/2012	1,050.41
53481400	AWWSC Cont Svcs CAPX	CF	9300000630	8/31/2012	5,270.49
53481400	AWWSC Cont Svcs CAPX	CF	9300000632	8/31/2012	5,726.92
53481400	AWWSC Cont Svcs CAPX	CF	9300000634	8/31/2012	9,985.87
53481400	AWWSC Cont Svcs CAPX	CF	9300000640	8/31/2012	6,014.16
53481400	AWWSC Cont Svcs CAPX	CF	9300000642	8/31/2012	5,613.06
53481400	AWWSC Cont Svcs CAPX	CF	9300000645	8/31/2012	5,613.06
53481400	AWWSC Cont Svcs CAPX	CF	9300000647	8/31/2012	324.17
53481400	AWWSC Cont Svcs CAPX	CF	9300000648	8/31/2012	324.17
53481400	AWWSC Cont Svcs CAPX	CF	9300000649	8/31/2012	324.17
53481400	AWWSC Cont Svcs CAPX	CF	9300000650	8/31/2012	1,521.85
53481400	AWWSC Cont Svcs CAPX	CF	9300000651	8/31/2012	1,521.85
53481400	AWWSC Cont Svcs CAPX	CF	9300000652	8/31/2012	1,521.85
53481400	AWWSC Cont Svcs CAPX	CF	9300000653	8/31/2012	658.84
53481400	AWWSC Cont Svcs CAPX	CF	9300000654	8/31/2012	1,555.98
53481400	AWWSC Cont Svcs CAPX	CF	9300000655	8/31/2012	430.57
53481400	AWWSC Cont Svcs CAPX	CF	9300000656	8/31/2012	778.87
53481400	AWWSC Cont Svcs CAPX	CF	9300000657	8/31/2012	12,869.12
53481400	AWWSC Cont Svcs CAPX	CF	9300000660	8/31/2012	9,640.79
53481400	AWWSC Cont Svcs CAPX	CF	9300000661	8/31/2012	380.33
53481400	AWWSC Cont Svcs CAPX	CF	9300000662	8/31/2012	380.33
53481400	AWWSC Cont Svcs CAPX	CF	9300000663	8/31/2012	6,654.68
53481400	AWWSC Cont Svcs CAPX	CF	9300000664	8/31/2012	388.04

## Kentucky American Water Company

Case No. 2012-00520

Response to PSC DR1, Item 31

Account	Description	Doc Type	Document Number	Posting Date	Amount
53481400	AWWSC Cont Svcs CAPX	CF	9300000666	8/31/2012	29.33
53481400	AWWSC Cont Svcs CAPX	CF	9300000668	8/31/2012	5,958.02
53481400	AWWSC Cont Svcs CAPX	CF	9300000675	8/31/2012	1,480.49
53481400	AWWSC Cont Svcs CAPX	CF	9300000679	8/31/2012	103,009.41
53481400	AWWSC Cont Svcs CAPX	CF	9300000680	8/31/2012	1,653.11
53481400	AWWSC Cont Svcs CAPX	CF	9300000682	8/31/2012	99,691.72
53481400	AWWSC Cont Svcs CAPX	CF	9300000684	8/31/2012	1,904.21
53481400	AWWSC Cont Svcs CAPX	CF	9300000689	8/31/2012	702.24
53481400	AWWSC Cont Svcs CAPX	CF	9300000692	8/31/2012	702.24
53481400	AWWSC Cont Svcs CAPX	CF	9300000693	8/31/2012	702.24
53481400	AWWSC Cont Svcs CAPX	CF	9300000695	8/31/2012	702.24
53481400	AWWSC Cont Svcs CAPX	CF	9300000696	8/31/2012	19,164.06
53481400	AWWSC Cont Svcs CAPX	CF	9300000697	8/31/2012	16,283.82
53481400	AWWSC Cont Svcs CAPX	CF	9300000698	8/31/2012	18,714.47
53481400	AWWSC Cont Svcs CAPX	CF	9300000699	8/31/2012	702.24
53481400	AWWSC Cont Svcs CAPX	CF	9300000701	8/31/2012	232.06
53481400	AWWSC Cont Svcs CAPX	CF	9300000702	8/31/2012	232.06
53481400	AWWSC Cont Svcs CAPX	CF	9300000704	8/31/2012	232.06
53481400	AWWSC Cont Svcs CAPX	CF	9300000707	8/31/2012	2,583.88
53481400	AWWSC Cont Svcs CAPX	CF	9300000708	8/31/2012	3,031.34
53481400	AWWSC Cont Svcs CAPX	CF	9300000709	8/31/2012	996.27
53481400	AWWSC Cont Svcs CAPX	CF	9300000712	8/31/2012	2,642.07
53481400	AWWSC Cont Svcs CAPX	CF	9300000713	8/31/2012	3,837.49
53481400	AWWSC Cont Svcs CAPX	CF	9300000714	8/31/2012	996.23
53481400	AWWSC Cont Svcs CAPX	CF	9300000719	8/31/2012	2,583.96
53481400	AWWSC Cont Svcs CAPX	CF	9300000720	8/31/2012	3,711.88
53481400	AWWSC Cont Svcs CAPX	CF	9300000721	8/31/2012	996.31
53481400	AWWSC Cont Svcs CAPX	CF	9300000725	8/31/2012	2,583.96
53481400	AWWSC Cont Svcs CAPX	CF	9300000726	8/31/2012	3,975.84
53481400	AWWSC Cont Svcs CAPX	CF	9300000727	8/31/2012	996.31
53481400	AWWSC Cont Svcs CAPX	CF	9300000732	8/31/2012	4,171.03
53481400	AWWSC Cont Svcs CAPX	CF	9300000733	8/31/2012	2,583.92
53481400	AWWSC Cont Svcs CAPX	CF	9300000734	8/31/2012	996.27
53481400	AWWSC Cont Svcs CAPX	CF	9300000737	8/31/2012	6,537.10
53481400	AWWSC Cont Svcs CAPX	CF	9300001052	8/31/2012	1.46
53481400	AWWSC Cont Svcs CAPX	CF	9300001069	8/31/2012	6.58
53481400	AWWSC Cont Svcs CAPX	CF	9300001133	8/31/2012	491.65
53481400	AWWSC Cont Svcs CAPX	CF	9300001134	8/31/2012	1,928.81
53481400	AWWSC Cont Svcs CAPX	UZ	2000000068	8/31/2012	(18,714.47)
53481400	AWWSC Cont Svcs CAPX	UZ	2000000074	8/31/2012	(18.91)
53481400	AWWSC Cont Svcs CAPX	UZ	2000000067	8/31/2012	(16,283.82)
53481400	AWWSC Cont Svcs CAPX	UZ	2000000074	8/31/2012	(6.30)
53481400	AWWSC Cont Svcs CAPX	UZ	2000000068	8/31/2012	(232.06)
53481400	AWWSC Cont Svcs CAPX	UZ	2000000074	8/31/2012	(12.61)
53481400	AWWSC Cont Svcs CAPX	UZ	2000000068	8/31/2012	(19,164.06)
53481400	AWWSC Cont Svcs CAPX	UZ	2000000076	8/31/2012	(6.30)
53481400	AWWSC Cont Svcs CAPX	UZ	2000000067	8/31/2012	(702.24)
53481400	AWWSC Cont Svcs CAPX	UZ	2000000076	8/31/2012	(12.61)
53481400	AWWSC Cont Svcs CAPX	UZ	2000000067	8/31/2012	(702.24)
53481400	AWWSC Cont Svcs CAPX	UZ	2000000073	8/31/2012	(6.30)
53481400	AWWSC Cont Svcs CAPX	UZ	2000000068	8/31/2012	(702.24)
53481400	AWWSC Cont Svcs CAPX	UZ	2000000076	8/31/2012	(18.91)
53481400	AWWSC Cont Svcs CAPX	UZ	2000000068	8/31/2012	(232.06)

Kentucky American Water Company  
Case No. 2012-00520  
Response to PSC DR1, Item 31

Account	Description	Doc Type	Document Number	Posting Date	Amount
53481400	AWWSC Cont Svcs CAPX	UZ	2000000073	8/31/2012	(18.91)
53481400	AWWSC Cont Svcs CAPX	UZ	2000000067	8/31/2012	(232.06)
53481400	AWWSC Cont Svcs CAPX	UZ	2000000076	8/31/2012	(18.91)
53481400	AWWSC Cont Svcs CAPX	UZ	2000000067	8/31/2012	(1,904.21)
53481400	AWWSC Cont Svcs CAPX	UZ	2000000076	8/31/2012	(56.73)
53481400	AWWSC Cont Svcs CAPX	UZ	2000000067	8/31/2012	(1,653.11)
53481400	AWWSC Cont Svcs CAPX	UZ	2000000074	8/31/2012	(75.64)
53481400	AWWSC Cont Svcs CAPX	UZ	2000000068	8/31/2012	(702.24)
53481400	AWWSC Cont Svcs CAPX	UZ	2000000074	8/31/2012	(18.91)
53481400	AWWSC Cont Svcs CAPX	UZ	2000000067	8/31/2012	(99,691.72)
53481400	AWWSC Cont Svcs CAPX	UZ	2000000076	8/31/2012	(6.30)
53481400	AWWSC Cont Svcs CAPX	UZ	2000000068	8/31/2012	(103,009.41)
53481400	AWWSC Cont Svcs CAPX	UZ	2000000067	8/31/2012	(702.24)
53481400	AWWSC Cont Svcs CAPX	UZ	2000000073	8/31/2012	(31.52)
53481400	AWWSC Cont Svcs CAPX	UZ	2000000073	8/31/2012	(6.30)
53481400	AWWSC Cont Svcs CAPX	UZ	2000000067	8/31/2012	(1,480.49)
53481400	AWWSC Cont Svcs CAPX	UZ	2000000073	8/31/2012	(6.30)
53481400	AWWSC Cont Svcs CAPX	UZ	2000000073	8/31/2012	(6.30)
53481400	AWWSC Cont Svcs CAPX	UZ	2000000068	8/31/2012	(5,958.02)
53481400	AWWSC Cont Svcs CAPX	UZ	2000000073	8/31/2012	(19.11)
53481400	AWWSC Cont Svcs CAPX	UZ	2000000076	8/31/2012	(12.70)
53481400	AWWSC Cont Svcs CAPX	UZ	2000000068	8/31/2012	(469.20)
53481400	AWWSC Cont Svcs CAPX	UZ	2000000068	8/31/2012	(29.33)
53481400	AWWSC Cont Svcs CAPX	UZ	2000000074	8/31/2012	(18.91)
53481400	AWWSC Cont Svcs CAPX	UZ	2000000067	8/31/2012	(388.04)
53481400	AWWSC Cont Svcs CAPX	UZ	2000000074	8/31/2012	(6.30)
53481400	AWWSC Cont Svcs CAPX	UZ	2000000067	8/31/2012	(380.33)
53481400	AWWSC Cont Svcs CAPX	UZ	2000000074	8/31/2012	(6.30)
53481400	AWWSC Cont Svcs CAPX	UZ	2000000068	8/31/2012	(380.33)
53481400	AWWSC Cont Svcs CAPX	UZ	2000000076	8/31/2012	(6.30)
53481400	AWWSC Cont Svcs CAPX	UZ	2000000068	8/31/2012	(9,640.79)
53481400	AWWSC Cont Svcs CAPX	UZ	2000000074	8/31/2012	(25.21)
53481400	AWWSC Cont Svcs CAPX	UZ	2000000068	8/31/2012	(6,654.68)
53481400	AWWSC Cont Svcs CAPX	UZ	2000000068	8/31/2012	(13,647.99)
53481400	AWWSC Cont Svcs CAPX	UZ	2000000076	8/31/2012	(6.30)
53481400	AWWSC Cont Svcs CAPX	UZ	2000000067	8/31/2012	(430.57)
53481400	AWWSC Cont Svcs CAPX	UZ	2000000073	8/31/2012	(12.61)
53481400	AWWSC Cont Svcs CAPX	UZ	2000000067	8/31/2012	(1,555.98)
53481400	AWWSC Cont Svcs CAPX	UZ	2000000074	8/31/2012	(12.61)
53481400	AWWSC Cont Svcs CAPX	UZ	2000000067	8/31/2012	(658.84)
53481400	AWWSC Cont Svcs CAPX	UZ	2000000074	8/31/2012	(12.61)
53481400	AWWSC Cont Svcs CAPX	UZ	2000000068	8/31/2012	(1,521.85)
53481400	AWWSC Cont Svcs CAPX	UZ	2000000067	8/31/2012	(1,521.85)
53481400	AWWSC Cont Svcs CAPX	UZ	2000000068	8/31/2012	(1,521.85)
53481400	AWWSC Cont Svcs CAPX	UZ	2000000067	8/31/2012	(324.17)
53481400	AWWSC Cont Svcs CAPX	UZ	2000000076	8/31/2012	(12.61)
53481400	AWWSC Cont Svcs CAPX	UZ	2000000067	8/31/2012	(324.17)
53481400	AWWSC Cont Svcs CAPX	UZ	2000000073	8/31/2012	(12.61)
53481400	AWWSC Cont Svcs CAPX	UZ	2000000068	8/31/2012	(324.17)
53481400	AWWSC Cont Svcs CAPX	UZ	2000000076	8/31/2012	(12.61)
53481400	AWWSC Cont Svcs CAPX	UZ	2000000068	8/31/2012	(5,613.06)
53481400	AWWSC Cont Svcs CAPX	UZ	2000000074	8/31/2012	(13.01)
53481400	AWWSC Cont Svcs CAPX	UZ	2000000067	8/31/2012	(5,613.06)

Kentucky American Water Company  
Case No. 2012-00520  
Response to PSC DR1, Item 31

Account	Description	Doc Type	Document Number	Posting Date	Amount
53481400	AWWSC Cont Svcs CAPX	UZ	2000000074	8/31/2012	(12.61)
53481400	AWWSC Cont Svcs CAPX	UZ	2000000067	8/31/2012	(6,014.16)
53481400	AWWSC Cont Svcs CAPX	UZ	2000000074	8/31/2012	(12.61)
53481400	AWWSC Cont Svcs CAPX	UZ	2000000074	8/31/2012	(0.40)
53481400	AWWSC Cont Svcs CAPX	UZ	2000000076	8/31/2012	(6.70)
53481400	AWWSC Cont Svcs CAPX	UZ	2000000068	8/31/2012	(9,985.87)
53481400	AWWSC Cont Svcs CAPX	UZ	2000000076	8/31/2012	(69.89)
53481400	AWWSC Cont Svcs CAPX	UZ	2000000067	8/31/2012	(5,726.92)
53481400	AWWSC Cont Svcs CAPX	UZ	2000000076	8/31/2012	(82.58)
53481400	AWWSC Cont Svcs CAPX	UZ	2000000068	8/31/2012	(5,270.49)
53481400	AWWSC Cont Svcs CAPX	UZ	2000000076	8/31/2012	(63.03)
53481400	AWWSC Cont Svcs CAPX	UZ	2000000073	8/31/2012	(6.30)
53481400	AWWSC Cont Svcs CAPX	UZ	2000000074	8/31/2012	(25.21)
53481400	AWWSC Cont Svcs CAPX	UZ	2000000074	8/31/2012	(6.30)
53481400	AWWSC Cont Svcs CAPX	UZ	2000000068	8/31/2012	(1,050.41)
53481400	AWWSC Cont Svcs CAPX	UZ	2000000074	8/31/2012	(19.09)
53481400	AWWSC Cont Svcs CAPX	UZ	2000000068	8/31/2012	(8,218.69)
53481400	AWWSC Cont Svcs CAPX	UZ	2000000073	8/31/2012	(6.30)
53481400	AWWSC Cont Svcs CAPX	UZ	2000000068	8/31/2012	(10,341.48)
53481400	AWWSC Cont Svcs CAPX	UZ	2000000074	8/31/2012	(6.30)
53481400	AWWSC Cont Svcs CAPX	UZ	2000000068	8/31/2012	(14,523.78)
53481400	AWWSC Cont Svcs CAPX	UZ	2000000074	8/31/2012	(18.91)
53481400	AWWSC Cont Svcs CAPX	UZ	2000000068	8/31/2012	(14,752.35)
53481400	AWWSC Cont Svcs CAPX	UZ	2000000068	8/31/2012	(430.57)
53481400	AWWSC Cont Svcs CAPX	UZ	2000000074	8/31/2012	(56.73)
53481400	AWWSC Cont Svcs CAPX	UZ	2000000067	8/31/2012	(3,013.55)
53481400	AWWSC Cont Svcs CAPX	UZ	2000000073	8/31/2012	(56.73)
53481400	AWWSC Cont Svcs CAPX	UZ	2000000067	8/31/2012	(20,522.36)
53481400	AWWSC Cont Svcs CAPX	UZ	2000000073	8/31/2012	(25.21)
53481400	AWWSC Cont Svcs CAPX	UZ	2000000068	8/31/2012	(1,420.07)
53481400	AWWSC Cont Svcs CAPX	UZ	2000000074	8/31/2012	(25.21)
53481400	AWWSC Cont Svcs CAPX	UZ	2000000067	8/31/2012	(2,569.48)
53481400	AWWSC Cont Svcs CAPX	UZ	2000000074	8/31/2012	(25.21)
53481400	AWWSC Cont Svcs CAPX	UZ	2000000068	8/31/2012	(2,569.48)
53481400	AWWSC Cont Svcs CAPX	UZ	2000000076	8/31/2012	(25.21)
53481400	AWWSC Cont Svcs CAPX	UZ	2000000068	8/31/2012	(15,993.99)
53481400	AWWSC Cont Svcs CAPX	UZ	2000000073	8/31/2012	(44.12)
53481400	AWWSC Cont Svcs CAPX	UZ	2000000068	8/31/2012	(11,299.88)
53481400	AWWSC Cont Svcs CAPX	UZ	2000000076	8/31/2012	(44.12)
53481400	AWWSC Cont Svcs CAPX	UZ	2000000067	8/31/2012	(1,038.76)
53481400	AWWSC Cont Svcs CAPX	UZ	2000000073	8/31/2012	(346.69)
53481400	AWWSC Cont Svcs CAPX	UZ	2000000068	8/31/2012	(4,315.71)
53481400	AWWSC Cont Svcs CAPX	UZ	2000000076	8/31/2012	(233.23)
53481400	AWWSC Cont Svcs CAPX	UZ	2000000073	8/31/2012	(50.43)
53481400	AWWSC Cont Svcs CAPX	UZ	2000000067	8/31/2012	(134.57)
53481400	AWWSC Cont Svcs CAPX	UZ	2000000067	8/31/2012	(134.57)
53481400	AWWSC Cont Svcs CAPX	UZ	2000000068	8/31/2012	(134.57)
53481400	AWWSC Cont Svcs CAPX	UZ	2000000067	8/31/2012	(40.16)
53481400	AWWSC Cont Svcs CAPX	UZ	2000000068	8/31/2012	(40.16)
53481400	AWWSC Cont Svcs CAPX	UZ	2000000067	8/31/2012	(40.16)
53481400	AWWSC Cont Svcs CAPX	UZ	2000000067	8/31/2012	(489.66)
53481400	AWWSC Cont Svcs CAPX	UZ	2000000074	8/31/2012	(3.78)
53481400	AWWSC Cont Svcs CAPX	UZ	2000000067	8/31/2012	(201.85)

## Kentucky American Water Company

Case No. 2012-00520

Response to PSC DR1, Item 31

Account	Description	Doc Type	Document Number	Posting Date	Amount
53481400	AWWSC Cont Svcs CAPX	UZ	2000000068	8/31/2012	(201.85)
53481400	AWWSC Cont Svcs CAPX	UZ	2000000068	8/31/2012	(107.66)
53481400	AWWSC Cont Svcs CAPX	UZ	2000000073	8/31/2012	(18.91)
53481400	AWWSC Cont Svcs CAPX	UZ	2000000068	8/31/2012	(6,336.92)
53481400	AWWSC Cont Svcs CAPX	UZ	2000000073	8/31/2012	(37.82)
53481400	AWWSC Cont Svcs CAPX	UZ	2000000067	8/31/2012	(390.02)
53481400	AWWSC Cont Svcs CAPX	UZ	2000000074	8/31/2012	(18.91)
53481400	AWWSC Cont Svcs CAPX	UZ	2000000067	8/31/2012	(5,561.23)
53481400	AWWSC Cont Svcs CAPX	UZ	2000000073	8/31/2012	(6.30)
53481400	AWWSC Cont Svcs CAPX	UZ	2000000067	8/31/2012	(254.48)
53481400	AWWSC Cont Svcs CAPX	UZ	2000000074	8/31/2012	(18.91)
53481400	AWWSC Cont Svcs CAPX	UZ	2000000068	8/31/2012	(254.48)
53481400	AWWSC Cont Svcs CAPX	UZ	2000000074	8/31/2012	(18.91)
53481400	AWWSC Cont Svcs CAPX	UZ	2000000068	8/31/2012	(254.48)
53481400	AWWSC Cont Svcs CAPX	UZ	2000000074	8/31/2012	(18.91)
53481400	AWWSC Cont Svcs CAPX	UZ	2000000067	8/31/2012	(33,992.37)
53481400	AWWSC Cont Svcs CAPX	UZ	2000000074	8/31/2012	(18.91)
53481400	AWWSC Cont Svcs CAPX	UZ	2000000067	8/31/2012	(44,807.21)
53481400	AWWSC Cont Svcs CAPX	UZ	2000000074	8/31/2012	(44.12)
53481400	AWWSC Cont Svcs CAPX	UZ	2000000067	8/31/2012	(29,835.41)
53481400	AWWSC Cont Svcs CAPX	UZ	2000000074	8/31/2012	(107.16)
53481400	AWWSC Cont Svcs CAPX	UZ	2000000074	8/31/2012	(25.21)
53481400	AWWSC Cont Svcs CAPX	UZ	2000000076	8/31/2012	(25.21)
53481400	AWWSC Cont Svcs CAPX	UZ	2000000073	8/31/2012	(12.61)
53481400	AWWSC Cont Svcs CAPX	UZ	2000000068	8/31/2012	(696.98)
53481400	AWWSC Cont Svcs CAPX	UZ	2000000068	8/31/2012	(560.69)
53481400	AWWSC Cont Svcs CAPX	UZ	2000000067	8/31/2012	(9,480.54)
53481400	AWWSC Cont Svcs CAPX	UZ	2000000074	8/31/2012	(12.61)
53481400	AWWSC Cont Svcs CAPX	UZ	2000000068	8/31/2012	(9,480.54)
53481400	AWWSC Cont Svcs CAPX	UZ	2000000074	8/31/2012	(31.52)
53481400	AWWSC Cont Svcs CAPX	UZ	2000000067	8/31/2012	(9,480.54)
53481400	AWWSC Cont Svcs CAPX	UZ	2000000074	8/31/2012	(12.61)
53481400	AWWSC Cont Svcs CAPX	UZ	2000000067	8/31/2012	(6,336.92)
53481400	AWWSC Cont Svcs CAPX	UZ	2000000074	8/31/2012	(37.82)
53481400	AWWSC Cont Svcs CAPX	UZ	2000000076	8/31/2012	(12.61)
53481400	AWWSC Cont Svcs CAPX	UZ	2000000074	8/31/2012	(12.61)
53481400	AWWSC Cont Svcs CAPX	UZ	2000000073	8/31/2012	(18.91)
53481400	AWWSC Cont Svcs CAPX	UZ	2000000068	8/31/2012	(10,528.23)
53481400	AWWSC Cont Svcs CAPX	UZ	2000000076	8/31/2012	(12.61)
53481400	AWWSC Cont Svcs CAPX	UZ	2000000068	8/31/2012	(11,003.18)
53481400	AWWSC Cont Svcs CAPX	UZ	2000000074	8/31/2012	(25.21)
53481400	AWWSC Cont Svcs CAPX	UZ	2000000067	8/31/2012	(2,293.10)
53481400	AWWSC Cont Svcs CAPX	UZ	2000000067	8/31/2012	(3,357.22)
53481400	AWWSC Cont Svcs CAPX	UZ	2000000068	8/31/2012	(3,357.22)
53481400	AWWSC Cont Svcs CAPX	UZ	2000000074	8/31/2012	(12.61)
53481400	AWWSC Cont Svcs CAPX	UZ	2000000068	8/31/2012	(3,357.22)
53481400	AWWSC Cont Svcs CAPX	UZ	2000000074	8/31/2012	(6.30)
53481400	AWWSC Cont Svcs CAPX	UZ	2000000067	8/31/2012	(6,537.10)
53481400	AWWSC Cont Svcs CAPX	UZ	2000000074	8/31/2012	(6.30)
53481400	AWWSC Cont Svcs CAPX	UZ	2000000067	8/31/2012	(6,537.10)
53481400	AWWSC Cont Svcs CAPX	UZ	2000000076	8/31/2012	(6.30)
53481400	AWWSC Cont Svcs CAPX	UZ	2000000067	8/31/2012	(6,336.92)
53481400	AWWSC Cont Svcs CAPX	UZ	2000000073	8/31/2012	(37.82)

Kentucky American Water Company  
Case No. 2012-00520  
Response to PSC DR1, Item 31

Account	Description	Doc Type	Document Number	Posting Date	Amount
53481400	AWWSC Cont Svcs CAPX	UZ	2000000067	8/31/2012	(664.70)
53481400	AWWSC Cont Svcs CAPX	UZ	2000000074	8/31/2012	(18.91)
53481400	AWWSC Cont Svcs CAPX	UZ	2000000067	8/31/2012	(11,266.27)
53481400	AWWSC Cont Svcs CAPX	UZ	2000000076	8/31/2012	(0.40)
53481400	AWWSC Cont Svcs CAPX	UZ	2000000067	8/31/2012	(7,889.90)
53481400	AWWSC Cont Svcs CAPX	UZ	2000000073	8/31/2012	(0.20)
53481400	AWWSC Cont Svcs CAPX	UZ	2000000068	8/31/2012	(11,427.41)
53481400	AWWSC Cont Svcs CAPX	UZ	2000000068	8/31/2012	(7,475.79)
53481400	AWWSC Cont Svcs CAPX	UZ	2000000074	8/31/2012	(0.20)
53481400	AWWSC Cont Svcs CAPX	UZ	2000000068	8/31/2012	(6,993.54)
53481400	AWWSC Cont Svcs CAPX	UZ	2000000073	8/31/2012	(0.60)
53481500	AWWSC Off Suppl CAPX	CF	9300000693	8/31/2012	91.99
53481500	AWWSC Off Suppl CAPX	CF	9300000697	8/31/2012	2.13
53481500	AWWSC Off Suppl CAPX	CF	9300000701	8/31/2012	310.68
53481500	AWWSC Off Suppl CAPX	CF	9300000702	8/31/2012	1,535.22
53481500	AWWSC Off Suppl CAPX	CF	9300000704	8/31/2012	2,077.30
53481500	AWWSC Off Suppl CAPX	CF	9300001018	8/31/2012	1.74
53481500	AWWSC Off Suppl CAPX	CF	9300001020	8/31/2012	0.07
53481500	AWWSC Off Suppl CAPX	CF	9300001022	8/31/2012	0.36
53481500	AWWSC Off Suppl CAPX	CF	9300001024	8/31/2012	0.01
53481500	AWWSC Off Suppl CAPX	CF	9300001027	8/31/2012	7.81
53481500	AWWSC Off Suppl CAPX	CF	9300001030	8/31/2012	0.28
53481500	AWWSC Off Suppl CAPX	CF	9300001033	8/31/2012	0.14
53481500	AWWSC Off Suppl CAPX	CF	9300001038	8/31/2012	0.02
53481500	AWWSC Off Suppl CAPX	CF	9300001041	8/31/2012	0.07
53481500	AWWSC Off Suppl CAPX	CF	9300001042	8/31/2012	0.07
53481500	AWWSC Off Suppl CAPX	CF	9300001044	8/31/2012	0.17
53481500	AWWSC Off Suppl CAPX	CF	9300001049	8/31/2012	0.28
53481500	AWWSC Off Suppl CAPX	CF	9300001052	8/31/2012	4.93
53481500	AWWSC Off Suppl CAPX	CF	9300001053	8/31/2012	0.05
53481500	AWWSC Off Suppl CAPX	CF	9300001057	8/31/2012	0.14
53481500	AWWSC Off Suppl CAPX	CF	9300001057	8/31/2012	1.06
53481500	AWWSC Off Suppl CAPX	CF	9300001058	8/31/2012	0.01
53481500	AWWSC Off Suppl CAPX	CF	9300001058	8/31/2012	2.96
53481500	AWWSC Off Suppl CAPX	CF	9300001058	8/31/2012	0.19
53481500	AWWSC Off Suppl CAPX	CF	9300001058	8/31/2012	0.10
53481500	AWWSC Off Suppl CAPX	CF	9300001058	8/31/2012	22.70
53481500	AWWSC Off Suppl CAPX	CF	9300001058	8/31/2012	1.49
53481500	AWWSC Off Suppl CAPX	CF	9300001059	8/31/2012	1.04
53481500	AWWSC Off Suppl CAPX	CF	9300001059	8/31/2012	7.95
53481500	AWWSC Off Suppl CAPX	CF	9300001060	8/31/2012	0.03
53481500	AWWSC Off Suppl CAPX	CF	9300001060	8/31/2012	0.20
53481500	AWWSC Off Suppl CAPX	CF	9300001061	8/31/2012	0.47
53481500	AWWSC Off Suppl CAPX	CF	9300001061	8/31/2012	3.61
53481500	AWWSC Off Suppl CAPX	CF	9300001062	8/31/2012	(0.17)
53481500	AWWSC Off Suppl CAPX	CF	9300001063	8/31/2012	1.52
53481500	AWWSC Off Suppl CAPX	CF	9300001071	8/31/2012	0.10
53481500	AWWSC Off Suppl CAPX	CF	9300001081	8/31/2012	0.02
53481500	AWWSC Off Suppl CAPX	CF	9300001085	8/31/2012	0.22
53481500	AWWSC Off Suppl CAPX	CF	9300001098	8/31/2012	0.01
53481500	AWWSC Off Suppl CAPX	CF	9300001100	8/31/2012	5.23
53481500	AWWSC Off Suppl CAPX	CF	9300001103	8/31/2012	1.45
53481500	AWWSC Off Suppl CAPX	CF	9300001132	8/31/2012	71.36



## Kentucky American Water Company

Case No. 2012-00520

Response to PSC DR1, Item 31

Account	Description	Doc Type	Document Number	Posting Date	Amount
53481500	AWWSC Off Suppl CAPX	CF	9300001144	8/31/2012	6.89
53481500	AWWSC Off Suppl CAPX	CF	9300001152	8/31/2012	2.55
53481500	AWWSC Off Suppl CAPX	CF	9300001156	8/31/2012	11.08
53481500	AWWSC Off Suppl CAPX	CF	9300001162	8/31/2012	1.89
53481500	AWWSC Off Suppl CAPX	CF	9300001163	8/31/2012	0.83
53481500	AWWSC Off Suppl CAPX	CF	9300001164	8/31/2012	0.53
53481500	AWWSC Off Suppl CAPX	CF	9300001164	8/31/2012	0.06
53481500	AWWSC Off Suppl CAPX	UT	9300001188	8/31/2012	(8.10)
53481500	AWWSC Off Suppl CAPX	UZ	2000000074	8/31/2012	(37.11)
53481500	AWWSC Off Suppl CAPX	UZ	2000000076	8/31/2012	(0.73)
53481500	AWWSC Off Suppl CAPX	UZ	2000000068	8/31/2012	(2.13)
53481500	AWWSC Off Suppl CAPX	UZ	2000000073	8/31/2012	(0.25)
53481500	AWWSC Off Suppl CAPX	UZ	2000000068	8/31/2012	(2,077.30)
53481500	AWWSC Off Suppl CAPX	UZ	2000000075	8/31/2012	(0.49)
53481500	AWWSC Off Suppl CAPX	UZ	2000000073	8/31/2012	(0.25)
53481500	AWWSC Off Suppl CAPX	UZ	2000000076	8/31/2012	(0.49)
53481500	AWWSC Off Suppl CAPX	UZ	2000000067	8/31/2012	(91.99)
53481500	AWWSC Off Suppl CAPX	UZ	2000000074	8/31/2012	(0.25)
53481500	AWWSC Off Suppl CAPX	UZ	2000000073	8/31/2012	(0.73)
53481500	AWWSC Off Suppl CAPX	UZ	2000000068	8/31/2012	(310.68)
53481500	AWWSC Off Suppl CAPX	UZ	2000000074	8/31/2012	(0.73)
53481500	AWWSC Off Suppl CAPX	UZ	2000000067	8/31/2012	(1,535.22)
53481500	AWWSC Off Suppl CAPX	UZ	2000000074	8/31/2012	(0.73)
53481500	AWWSC Off Suppl CAPX	UZ	2000000076	8/31/2012	(2.18)
53481500	AWWSC Off Suppl CAPX	UZ	2000000073	8/31/2012	(2.91)
53481500	AWWSC Off Suppl CAPX	UZ	2000000076	8/31/2012	(0.73)
53481500	AWWSC Off Suppl CAPX	UZ	2000000073	8/31/2012	(0.25)
53481500	AWWSC Off Suppl CAPX	UZ	2000000073	8/31/2012	(2.73)
53481500	AWWSC Off Suppl CAPX	UZ	2000000074	8/31/2012	0.17
53481500	AWWSC Off Suppl CAPX	UZ	2000000074	8/31/2012	(0.25)
53481500	AWWSC Off Suppl CAPX	UZ	2000000074	8/31/2012	(0.25)
53481500	AWWSC Off Suppl CAPX	UZ	2000000076	8/31/2012	(0.52)
53481500	AWWSC Off Suppl CAPX	UZ	2000000073	8/31/2012	(0.25)
53481500	AWWSC Off Suppl CAPX	UZ	2000000074	8/31/2012	(0.90)
53481500	AWWSC Off Suppl CAPX	UZ	2000000073	8/31/2012	(0.80)
53481500	AWWSC Off Suppl CAPX	UZ	2000000073	8/31/2012	(0.73)
53481500	AWWSC Off Suppl CAPX	UZ	2000000076	8/31/2012	(0.25)
53481500	AWWSC Off Suppl CAPX	UZ	2000000076	8/31/2012	(0.25)
53481500	AWWSC Off Suppl CAPX	UZ	2000000076	8/31/2012	(0.25)
53481500	AWWSC Off Suppl CAPX	UZ	2000000076	8/31/2012	(0.97)
53481500	AWWSC Off Suppl CAPX	UZ	2000000074	8/31/2012	(0.25)
53481500	AWWSC Off Suppl CAPX	UZ	2000000074	8/31/2012	(0.49)
53481500	AWWSC Off Suppl CAPX	UZ	2000000076	8/31/2012	(0.49)
53481500	AWWSC Off Suppl CAPX	UZ	2000000074	8/31/2012	(0.49)
53481500	AWWSC Off Suppl CAPX	UZ	2000000076	8/31/2012	(0.49)
53481500	AWWSC Off Suppl CAPX	UZ	2000000074	8/31/2012	(0.49)
53481500	AWWSC Off Suppl CAPX	UZ	2000000076	8/31/2012	(0.49)
53481500	AWWSC Off Suppl CAPX	UZ	2000000073	8/31/2012	(0.83)
53481500	AWWSC Off Suppl CAPX	UZ	2000000076	8/31/2012	(0.49)
53481500	AWWSC Off Suppl CAPX	UZ	2000000074	8/31/2012	(0.49)
53481500	AWWSC Off Suppl CAPX	UZ	2000000073	8/31/2012	(0.34)
53481500	AWWSC Off Suppl CAPX	UZ	2000000076	8/31/2012	(0.59)
53481500	AWWSC Off Suppl CAPX	UZ	2000000076	8/31/2012	(4.53)

Kentucky American Water Company

Case No. 2012-00520

Response to PSC DR1, Item 31

Account	Description	Doc Type	Document Number	Posting Date	Amount
53481500	AWWSC Off Suppl CAPX	UZ	2000000074	8/31/2012	(5.31)
53481500	AWWSC Off Suppl CAPX	UZ	2000000074	8/31/2012	(2.43)
53481500	AWWSC Off Suppl CAPX	UZ	2000000074	8/31/2012	(0.25)
53481500	AWWSC Off Suppl CAPX	UZ	2000000073	8/31/2012	(0.97)
53481500	AWWSC Off Suppl CAPX	UZ	2000000074	8/31/2012	(0.25)
53481500	AWWSC Off Suppl CAPX	UZ	2000000074	8/31/2012	(0.05)
53481500	AWWSC Off Suppl CAPX	UZ	2000000074	8/31/2012	(1.36)
53481500	AWWSC Off Suppl CAPX	UZ	2000000076	8/31/2012	(0.25)
53481500	AWWSC Off Suppl CAPX	UZ	2000000076	8/31/2012	(0.25)
53481500	AWWSC Off Suppl CAPX	UZ	2000000073	8/31/2012	(0.73)
53481500	AWWSC Off Suppl CAPX	UZ	2000000076	8/31/2012	(2.18)
53481500	AWWSC Off Suppl CAPX	UZ	2000000076	8/31/2012	(2.18)
53481500	AWWSC Off Suppl CAPX	UZ	2000000074	8/31/2012	(0.97)
53481500	AWWSC Off Suppl CAPX	UZ	2000000074	8/31/2012	(0.97)
53481500	AWWSC Off Suppl CAPX	UZ	2000000076	8/31/2012	(0.97)
53481500	AWWSC Off Suppl CAPX	UZ	2000000076	8/31/2012	(0.97)
53481500	AWWSC Off Suppl CAPX	UZ	2000000073	8/31/2012	(1.70)
53481500	AWWSC Off Suppl CAPX	UZ	2000000074	8/31/2012	(1.70)
53481500	AWWSC Off Suppl CAPX	UZ	2000000074	8/31/2012	(13.32)
53481500	AWWSC Off Suppl CAPX	UZ	2000000073	8/31/2012	(8.97)
53481500	AWWSC Off Suppl CAPX	UZ	2000000074	8/31/2012	(1.93)
53481500	AWWSC Off Suppl CAPX	UZ	2000000074	8/31/2012	(3.21)
53481500	AWWSC Off Suppl CAPX	UZ	2000000073	8/31/2012	(0.73)
53481500	AWWSC Off Suppl CAPX	UZ	2000000074	8/31/2012	(1.45)
53481500	AWWSC Off Suppl CAPX	UZ	2000000074	8/31/2012	(0.73)
53481500	AWWSC Off Suppl CAPX	UZ	2000000073	8/31/2012	(0.25)
53481500	AWWSC Off Suppl CAPX	UZ	2000000074	8/31/2012	(0.73)
53481500	AWWSC Off Suppl CAPX	UZ	2000000073	8/31/2012	(0.73)
53481500	AWWSC Off Suppl CAPX	UZ	2000000074	8/31/2012	(0.73)
53481500	AWWSC Off Suppl CAPX	UZ	2000000073	8/31/2012	(0.73)
53481500	AWWSC Off Suppl CAPX	UZ	2000000074	8/31/2012	(0.73)
53481500	AWWSC Off Suppl CAPX	UZ	2000000073	8/31/2012	(0.73)
53481500	AWWSC Off Suppl CAPX	UZ	2000000074	8/31/2012	(1.70)
53481500	AWWSC Off Suppl CAPX	UZ	2000000074	8/31/2012	(4.11)
53481500	AWWSC Off Suppl CAPX	UZ	2000000073	8/31/2012	(0.97)
53481500	AWWSC Off Suppl CAPX	UZ	2000000073	8/31/2012	(0.97)
53481500	AWWSC Off Suppl CAPX	UZ	2000000074	8/31/2012	(0.49)
53481500	AWWSC Off Suppl CAPX	UZ	2000000074	8/31/2012	(0.49)
53481500	AWWSC Off Suppl CAPX	UZ	2000000073	8/31/2012	(1.21)
53481500	AWWSC Off Suppl CAPX	UZ	2000000074	8/31/2012	(0.49)
53481500	AWWSC Off Suppl CAPX	UZ	2000000073	8/31/2012	(1.45)
53481500	AWWSC Off Suppl CAPX	UZ	2000000076	8/31/2012	(0.49)
53481500	AWWSC Off Suppl CAPX	UZ	2000000076	8/31/2012	(0.49)
53481500	AWWSC Off Suppl CAPX	UZ	2000000076	8/31/2012	(0.73)
53481500	AWWSC Off Suppl CAPX	UZ	2000000074	8/31/2012	(0.49)
53481500	AWWSC Off Suppl CAPX	UZ	2000000076	8/31/2012	(0.97)
53481500	AWWSC Off Suppl CAPX	UZ	2000000076	8/31/2012	(0.49)
53481500	AWWSC Off Suppl CAPX	UZ	2000000074	8/31/2012	(0.25)
53481500	AWWSC Off Suppl CAPX	UZ	2000000074	8/31/2012	(0.25)
53481500	AWWSC Off Suppl CAPX	UZ	2000000073	8/31/2012	(0.25)
53481500	AWWSC Off Suppl CAPX	UZ	2000000073	8/31/2012	(1.45)
53481500	AWWSC Off Suppl CAPX	UZ	2000000073	8/31/2012	(0.73)
53481500	AWWSC Off Suppl CAPX	UZ	2000000074	8/31/2012	(1.50)
53481500	AWWSC Off Suppl CAPX	UZ	2000000076	8/31/2012	(1.50)
53481500	AWWSC Off Suppl CAPX	UZ	2000000074	8/31/2012	(3.03)

## Kentucky American Water Company

Case No. 2012-00520

Response to PSC DR1, Item 31

Account	Description	Doc Type	Document Number	Posting Date	Amount
53481500	AWWSC Off Suppl CAPX	UZ	2000000076	8/31/2012	(0.69)
53481500	AWWSC Off Suppl CAPX	UZ	2000000074	8/31/2012	(1.18)
53481500	AWWSC Off Suppl CAPX	UZ	2000000074	8/31/2012	(1.67)
53481500	AWWSC Off Suppl CAPX	UZ	2000000074	8/31/2012	(2.11)
53481700	AWWSC Rents CAPX	CF	9300001025	8/31/2012	184.23
53481700	AWWSC Rents CAPX	CF	9300001052	8/31/2012	18.10
53481700	AWWSC Rents CAPX	CF	9300001058	8/31/2012	45.80
53481700	AWWSC Rents CAPX	CF	9300001058	8/31/2012	351.77
53481700	AWWSC Rents CAPX	CF	9300001062	8/31/2012	(0.01)
53481700	AWWSC Rents CAPX	CF	9300001071	8/31/2012	0.34
53481700	AWWSC Rents CAPX	CF	9300001074	8/31/2012	14.80
53481700	AWWSC Rents CAPX	CF	9300001080	8/31/2012	25.19
53481700	AWWSC Rents CAPX	CF	9300001135	8/31/2012	1,472.28
53481700	AWWSC Rents CAPX	CF	9300001162	8/31/2012	0.54
53481700	AWWSC Rents CAPX	CF	9300001163	8/31/2012	173.97
53481700	AWWSC Rents CAPX	UT	9300001188	8/31/2012	(217.46)
53481700	AWWSC Rents CAPX	UZ	2000000074	8/31/2012	(351.77)
53481700	AWWSC Rents CAPX	UZ	2000000076	8/31/2012	(11.50)
53481700	AWWSC Rents CAPX	UZ	2000000073	8/31/2012	(3.83)
53481700	AWWSC Rents CAPX	UZ	2000000076	8/31/2012	(7.67)
53481700	AWWSC Rents CAPX	UZ	2000000074	8/31/2012	(3.83)
53481700	AWWSC Rents CAPX	UZ	2000000076	8/31/2012	(7.67)
53481700	AWWSC Rents CAPX	UZ	2000000073	8/31/2012	(3.83)
53481700	AWWSC Rents CAPX	UZ	2000000076	8/31/2012	(11.50)
53481700	AWWSC Rents CAPX	UZ	2000000074	8/31/2012	(11.50)
53481700	AWWSC Rents CAPX	UZ	2000000076	8/31/2012	(11.50)
53481700	AWWSC Rents CAPX	UZ	2000000073	8/31/2012	(34.51)
53481700	AWWSC Rents CAPX	UZ	2000000074	8/31/2012	(46.01)
53481700	AWWSC Rents CAPX	UZ	2000000073	8/31/2012	(11.50)
53481700	AWWSC Rents CAPX	UZ	2000000076	8/31/2012	(3.83)
53481700	AWWSC Rents CAPX	UZ	2000000074	8/31/2012	0.01
53481700	AWWSC Rents CAPX	UZ	2000000074	8/31/2012	(19.17)
53481700	AWWSC Rents CAPX	UZ	2000000074	8/31/2012	(3.83)
53481700	AWWSC Rents CAPX	UZ	2000000073	8/31/2012	(3.83)
53481700	AWWSC Rents CAPX	UZ	2000000073	8/31/2012	(8.94)
53481700	AWWSC Rents CAPX	UZ	2000000073	8/31/2012	(3.83)
53481700	AWWSC Rents CAPX	UZ	2000000073	8/31/2012	(12.72)
53481700	AWWSC Rents CAPX	UZ	2000000074	8/31/2012	(8.80)
53481700	AWWSC Rents CAPX	UZ	2000000073	8/31/2012	(11.50)
53481700	AWWSC Rents CAPX	UZ	2000000074	8/31/2012	(3.83)
53481700	AWWSC Rents CAPX	UZ	2000000076	8/31/2012	(3.83)
53481700	AWWSC Rents CAPX	UZ	2000000076	8/31/2012	(3.83)
53481700	AWWSC Rents CAPX	UZ	2000000073	8/31/2012	(15.34)
53481700	AWWSC Rents CAPX	UZ	2000000074	8/31/2012	(3.83)
53481700	AWWSC Rents CAPX	UZ	2000000074	8/31/2012	(7.67)
53481700	AWWSC Rents CAPX	UZ	2000000074	8/31/2012	(7.67)
53481700	AWWSC Rents CAPX	UZ	2000000074	8/31/2012	(7.67)
53481700	AWWSC Rents CAPX	UZ	2000000074	8/31/2012	(7.67)
53481700	AWWSC Rents CAPX	UZ	2000000076	8/31/2012	(7.67)
53481700	AWWSC Rents CAPX	UZ	2000000073	8/31/2012	(7.67)
53481700	AWWSC Rents CAPX	UZ	2000000076	8/31/2012	(10.12)
53481700	AWWSC Rents CAPX	UZ	2000000076	8/31/2012	(7.67)
53481700	AWWSC Rents CAPX	UZ	2000000074	8/31/2012	(7.67)

Kentucky American Water Company

Case No. 2012-00520

Response to PSC DR1, Item 31

Account	Description	Doc Type	Document Number	Posting Date	Amount
53481700	AWWSC Rents CAPX	UZ	2000000073	8/31/2012	(2.45)
53481700	AWWSC Rents CAPX	UZ	2000000076	8/31/2012	(6.28)
53481700	AWWSC Rents CAPX	UZ	2000000074	8/31/2012	(48.97)
53481700	AWWSC Rents CAPX	UZ	2000000076	8/31/2012	(57.76)
53481700	AWWSC Rents CAPX	UZ	2000000073	8/31/2012	(38.34)
53481700	AWWSC Rents CAPX	UZ	2000000076	8/31/2012	(3.83)
53481700	AWWSC Rents CAPX	UZ	2000000074	8/31/2012	(15.34)
53481700	AWWSC Rents CAPX	UZ	2000000073	8/31/2012	(3.83)
53481700	AWWSC Rents CAPX	UZ	2000000076	8/31/2012	(2.85)
53481700	AWWSC Rents CAPX	UZ	2000000074	8/31/2012	(13.76)
53481700	AWWSC Rents CAPX	UZ	2000000074	8/31/2012	(3.83)
53481700	AWWSC Rents CAPX	UZ	2000000076	8/31/2012	(3.83)
53481700	AWWSC Rents CAPX	UZ	2000000074	8/31/2012	(11.50)
53481700	AWWSC Rents CAPX	UZ	2000000074	8/31/2012	(34.51)
53481700	AWWSC Rents CAPX	UZ	2000000073	8/31/2012	(34.51)
53481700	AWWSC Rents CAPX	UZ	2000000073	8/31/2012	(15.34)
53481700	AWWSC Rents CAPX	UZ	2000000073	8/31/2012	(15.34)
53481700	AWWSC Rents CAPX	UZ	2000000073	8/31/2012	(15.34)
53481700	AWWSC Rents CAPX	UZ	2000000076	8/31/2012	(15.34)
53481700	AWWSC Rents CAPX	UZ	2000000074	8/31/2012	(26.84)
53481700	AWWSC Rents CAPX	UZ	2000000076	8/31/2012	(26.84)
53481700	AWWSC Rents CAPX	UZ	2000000073	8/31/2012	(210.88)
53481700	AWWSC Rents CAPX	UZ	2000000076	8/31/2012	(141.87)
53481700	AWWSC Rents CAPX	UZ	2000000073	8/31/2012	(30.67)
53481700	AWWSC Rents CAPX	UZ	2000000074	8/31/2012	(23.21)
53481700	AWWSC Rents CAPX	UZ	2000000074	8/31/2012	(11.50)
53481700	AWWSC Rents CAPX	UZ	2000000073	8/31/2012	(23.01)
53481700	AWWSC Rents CAPX	UZ	2000000076	8/31/2012	(11.50)
53481700	AWWSC Rents CAPX	UZ	2000000074	8/31/2012	(3.83)
53481700	AWWSC Rents CAPX	UZ	2000000076	8/31/2012	(11.50)
53481700	AWWSC Rents CAPX	UZ	2000000073	8/31/2012	(11.50)
53481700	AWWSC Rents CAPX	UZ	2000000076	8/31/2012	(11.50)
53481700	AWWSC Rents CAPX	UZ	2000000074	8/31/2012	(26.84)
53481700	AWWSC Rents CAPX	UZ	2000000074	8/31/2012	(65.18)
53481700	AWWSC Rents CAPX	UZ	2000000074	8/31/2012	(15.34)
53481700	AWWSC Rents CAPX	UZ	2000000073	8/31/2012	(15.34)
53481700	AWWSC Rents CAPX	UZ	2000000074	8/31/2012	(7.67)
53481700	AWWSC Rents CAPX	UZ	2000000074	8/31/2012	(7.67)
53481700	AWWSC Rents CAPX	UZ	2000000074	8/31/2012	(19.17)
53481700	AWWSC Rents CAPX	UZ	2000000074	8/31/2012	(7.67)
53481700	AWWSC Rents CAPX	UZ	2000000074	8/31/2012	(23.01)
53481700	AWWSC Rents CAPX	UZ	2000000073	8/31/2012	(7.67)
53481700	AWWSC Rents CAPX	UZ	2000000073	8/31/2012	(7.67)
53481700	AWWSC Rents CAPX	UZ	2000000076	8/31/2012	(11.50)
53481700	AWWSC Rents CAPX	UZ	2000000074	8/31/2012	(7.67)
53481700	AWWSC Rents CAPX	UZ	2000000074	8/31/2012	(15.34)
53481700	AWWSC Rents CAPX	UZ	2000000074	8/31/2012	(7.67)
53481700	AWWSC Rents CAPX	UZ	2000000073	8/31/2012	(3.83)
53481700	AWWSC Rents CAPX	UZ	2000000073	8/31/2012	(3.83)
53481700	AWWSC Rents CAPX	UZ	2000000073	8/31/2012	(3.83)
53481700	AWWSC Rents CAPX	UZ	2000000076	8/31/2012	(23.01)
53481700	AWWSC Rents CAPX	UZ	2000000073	8/31/2012	(11.50)

## Kentucky American Water Company

Case No. 2012-00520

Response to PSC DR1, Item 31

Account	Description	Doc Type	Document Number	Posting Date	Amount
53481700	AWWSC Rents CAPX	UZ	2000000074	8/31/2012	(25.04)
53481700	AWWSC Rents CAPX	UZ	2000000074	8/31/2012	(25.04)
53481700	AWWSC Rents CAPX	UZ	2000000074	8/31/2012	(47.17)
53481700	AWWSC Rents CAPX	UZ	2000000076	8/31/2012	(10.16)
53481700	AWWSC Rents CAPX	UZ	2000000076	8/31/2012	(19.68)
53481700	AWWSC Rents CAPX	UZ	2000000074	8/31/2012	(26.26)
53481700	AWWSC Rents CAPX	UZ	2000000076	8/31/2012	(30.49)
53482100	AWWSC Oth O&M CAPX	CF	9300000595	8/31/2012	5.99
53482100	AWWSC Oth O&M CAPX	CF	9300000596	8/31/2012	0.07
53482100	AWWSC Oth O&M CAPX	CF	9300000597	8/31/2012	17.54
53482100	AWWSC Oth O&M CAPX	CF	9300000603	8/31/2012	7.52
53482100	AWWSC Oth O&M CAPX	CF	9300000611	8/31/2012	1.02
53482100	AWWSC Oth O&M CAPX	CF	9300000613	8/31/2012	7.02
53482100	AWWSC Oth O&M CAPX	CF	9300000618	8/31/2012	0.34
53482100	AWWSC Oth O&M CAPX	CF	9300000625	8/31/2012	4.41
53482100	AWWSC Oth O&M CAPX	CF	9300000627	8/31/2012	1.55
53482100	AWWSC Oth O&M CAPX	CF	9300000630	8/31/2012	0.49
53482100	AWWSC Oth O&M CAPX	CF	9300000632	8/31/2012	59.07
53482100	AWWSC Oth O&M CAPX	CF	9300000642	8/31/2012	1.71
53482100	AWWSC Oth O&M CAPX	CF	9300000645	8/31/2012	21.72
53482100	AWWSC Oth O&M CAPX	CF	9300000660	8/31/2012	4.29
53482100	AWWSC Oth O&M CAPX	CF	9300000675	8/31/2012	420.57
53482100	AWWSC Oth O&M CAPX	CF	9300000678	8/31/2012	75.06
53482100	AWWSC Oth O&M CAPX	CF	9300000679	8/31/2012	112.95
53482100	AWWSC Oth O&M CAPX	CF	9300000680	8/31/2012	42.40
53482100	AWWSC Oth O&M CAPX	CF	9300000682	8/31/2012	102.63
53482100	AWWSC Oth O&M CAPX	CF	9300000684	8/31/2012	49.22
53482100	AWWSC Oth O&M CAPX	CF	9300000689	8/31/2012	6.67
53482100	AWWSC Oth O&M CAPX	CF	9300000692	8/31/2012	0.20
53482100	AWWSC Oth O&M CAPX	CF	9300000693	8/31/2012	0.20
53482100	AWWSC Oth O&M CAPX	CF	9300000694	8/31/2012	336.21
53482100	AWWSC Oth O&M CAPX	CF	9300000695	8/31/2012	0.20
53482100	AWWSC Oth O&M CAPX	CF	9300000696	8/31/2012	165.94
53482100	AWWSC Oth O&M CAPX	CF	9300000697	8/31/2012	118.17
53482100	AWWSC Oth O&M CAPX	CF	9300000698	8/31/2012	550.23
53482100	AWWSC Oth O&M CAPX	CF	9300000699	8/31/2012	0.20
53482100	AWWSC Oth O&M CAPX	CF	9300000701	8/31/2012	28.63
53482100	AWWSC Oth O&M CAPX	CF	9300000702	8/31/2012	28.63
53482100	AWWSC Oth O&M CAPX	CF	9300000704	8/31/2012	97.93
53482100	AWWSC Oth O&M CAPX	CF	9300001014	8/31/2012	1.04
53482100	AWWSC Oth O&M CAPX	CF	9300001017	8/31/2012	0.96
53482100	AWWSC Oth O&M CAPX	CF	9300001017	8/31/2012	1.03
53482100	AWWSC Oth O&M CAPX	CF	9300001018	8/31/2012	3.91
53482100	AWWSC Oth O&M CAPX	CF	9300001019	8/31/2012	3.98
53482100	AWWSC Oth O&M CAPX	CF	9300001020	8/31/2012	2.34
53482100	AWWSC Oth O&M CAPX	CF	9300001021	8/31/2012	0.44
53482100	AWWSC Oth O&M CAPX	CF	9300001022	8/31/2012	2.52
53482100	AWWSC Oth O&M CAPX	CF	9300001023	8/31/2012	2.07
53482100	AWWSC Oth O&M CAPX	CF	9300001023	8/31/2012	0.58
53482100	AWWSC Oth O&M CAPX	CF	9300001024	8/31/2012	4.50
53482100	AWWSC Oth O&M CAPX	CF	9300001025	8/31/2012	102.56
53482100	AWWSC Oth O&M CAPX	CF	9300001028	8/31/2012	2.77
53482100	AWWSC Oth O&M CAPX	CF	9300001030	8/31/2012	0.81

## Kentucky American Water Company

Case No. 2012-00520

Response to PSC DR1, Item 31

Account	Description	Doc Type	Document Number	Posting Date	Amount
53482100	AWWSC Oth O&M CAPX	CF	9300001031	8/31/2012	4.40
53482100	AWWSC Oth O&M CAPX	CF	9300001034	8/31/2012	2.62
53482100	AWWSC Oth O&M CAPX	CF	9300001034	8/31/2012	0.96
53482100	AWWSC Oth O&M CAPX	CF	9300001035	8/31/2012	2.04
53482100	AWWSC Oth O&M CAPX	CF	9300001036	8/31/2012	26.92
53482100	AWWSC Oth O&M CAPX	CF	9300001036	8/31/2012	2.60
53482100	AWWSC Oth O&M CAPX	CF	9300001038	8/31/2012	5.58
53482100	AWWSC Oth O&M CAPX	CF	9300001039	8/31/2012	2.51
53482100	AWWSC Oth O&M CAPX	CF	9300001040	8/31/2012	1.74
53482100	AWWSC Oth O&M CAPX	CF	9300001044	8/31/2012	1.02
53482100	AWWSC Oth O&M CAPX	CF	9300001044	8/31/2012	9.86
53482100	AWWSC Oth O&M CAPX	CF	9300001047	8/31/2012	1.03
53482100	AWWSC Oth O&M CAPX	CF	9300001048	8/31/2012	5.31
53482100	AWWSC Oth O&M CAPX	CF	9300001050	8/31/2012	1.99
53482100	AWWSC Oth O&M CAPX	CF	9300001052	8/31/2012	5.02
53482100	AWWSC Oth O&M CAPX	CF	9300001053	8/31/2012	0.10
53482100	AWWSC Oth O&M CAPX	CF	9300001053	8/31/2012	0.32
53482100	AWWSC Oth O&M CAPX	CF	9300001054	8/31/2012	0.09
53482100	AWWSC Oth O&M CAPX	CF	9300001056	8/31/2012	0.21
53482100	AWWSC Oth O&M CAPX	CF	9300001056	8/31/2012	0.23
53482100	AWWSC Oth O&M CAPX	CF	9300001056	8/31/2012	0.18
53482100	AWWSC Oth O&M CAPX	CF	9300001057	8/31/2012	10.56
53482100	AWWSC Oth O&M CAPX	CF	9300001057	8/31/2012	81.09
53482100	AWWSC Oth O&M CAPX	CF	9300001058	8/31/2012	26.19
53482100	AWWSC Oth O&M CAPX	CF	9300001058	8/31/2012	201.11
53482100	AWWSC Oth O&M CAPX	CF	9300001059	8/31/2012	4.17
53482100	AWWSC Oth O&M CAPX	CF	9300001059	8/31/2012	2.57
53482100	AWWSC Oth O&M CAPX	CF	9300001059	8/31/2012	32.00
53482100	AWWSC Oth O&M CAPX	CF	9300001059	8/31/2012	19.71
53482100	AWWSC Oth O&M CAPX	CF	9300001060	8/31/2012	7.55
53482100	AWWSC Oth O&M CAPX	CF	9300001060	8/31/2012	3.44
53482100	AWWSC Oth O&M CAPX	CF	9300001060	8/31/2012	57.96
53482100	AWWSC Oth O&M CAPX	CF	9300001060	8/31/2012	26.43
53482100	AWWSC Oth O&M CAPX	CF	9300001061	8/31/2012	5.53
53482100	AWWSC Oth O&M CAPX	CF	9300001061	8/31/2012	42.44
53482100	AWWSC Oth O&M CAPX	CF	9300001061	8/31/2012	0.02
53482100	AWWSC Oth O&M CAPX	CF	9300001061	8/31/2012	0.01
53482100	AWWSC Oth O&M CAPX	CF	9300001062	8/31/2012	0.01
53482100	AWWSC Oth O&M CAPX	CF	9300001062	8/31/2012	0.09
53482100	AWWSC Oth O&M CAPX	CF	9300001062	8/31/2012	0.10
53482100	AWWSC Oth O&M CAPX	CF	9300001062	8/31/2012	0.03
53482100	AWWSC Oth O&M CAPX	CF	9300001062	8/31/2012	0.99
53482100	AWWSC Oth O&M CAPX	CF	9300001062	8/31/2012	0.02
53482100	AWWSC Oth O&M CAPX	CF	9300001063	8/31/2012	0.02
53482100	AWWSC Oth O&M CAPX	CF	9300001063	8/31/2012	0.05
53482100	AWWSC Oth O&M CAPX	CF	9300001063	8/31/2012	2.21
53482100	AWWSC Oth O&M CAPX	CF	9300001063	8/31/2012	52.62
53482100	AWWSC Oth O&M CAPX	CF	9300001064	8/31/2012	0.04
53482100	AWWSC Oth O&M CAPX	CF	9300001064	8/31/2012	0.11
53482100	AWWSC Oth O&M CAPX	CF	9300001065	8/31/2012	52.25
53482100	AWWSC Oth O&M CAPX	CF	9300001066	8/31/2012	0.29
53482100	AWWSC Oth O&M CAPX	CF	9300001067	8/31/2012	1.54
53482100	AWWSC Oth O&M CAPX	CF	9300001069	8/31/2012	0.32

## Kentucky American Water Company

Case No. 2012-00520

Response to PSC DR1, Item 31

Account	Description	Doc Type	Document Number	Posting Date	Amount
53482100	AWWSC Oth O&M CAPX	CF	9300001071	8/31/2012	203.62
53482100	AWWSC Oth O&M CAPX	CF	9300001074	8/31/2012	20.48
53482100	AWWSC Oth O&M CAPX	CF	9300001076	8/31/2012	0.68
53482100	AWWSC Oth O&M CAPX	CF	9300001077	8/31/2012	0.12
53482100	AWWSC Oth O&M CAPX	CF	9300001078	8/31/2012	0.97
53482100	AWWSC Oth O&M CAPX	CF	9300001081	8/31/2012	0.53
53482100	AWWSC Oth O&M CAPX	CF	9300001081	8/31/2012	27.16
53482100	AWWSC Oth O&M CAPX	CF	9300001083	8/31/2012	3.94
53482100	AWWSC Oth O&M CAPX	CF	9300001083	8/31/2012	72.25
53482100	AWWSC Oth O&M CAPX	CF	9300001085	8/31/2012	1.27
53482100	AWWSC Oth O&M CAPX	CF	9300001087	8/31/2012	36.61
53482100	AWWSC Oth O&M CAPX	CF	9300001087	8/31/2012	0.31
53482100	AWWSC Oth O&M CAPX	CF	9300001089	8/31/2012	5.64
53482100	AWWSC Oth O&M CAPX	CF	9300001091	8/31/2012	0.77
53482100	AWWSC Oth O&M CAPX	CF	9300001093	8/31/2012	0.52
53482100	AWWSC Oth O&M CAPX	CF	9300001095	8/31/2012	194.81
53482100	AWWSC Oth O&M CAPX	CF	9300001098	8/31/2012	0.78
53482100	AWWSC Oth O&M CAPX	CF	9300001099	8/31/2012	0.66
53482100	AWWSC Oth O&M CAPX	CF	9300001104	8/31/2012	130.72
53482100	AWWSC Oth O&M CAPX	CF	9300001109	8/31/2012	53.06
53482100	AWWSC Oth O&M CAPX	CF	9300001117	8/31/2012	100.31
53482100	AWWSC Oth O&M CAPX	CF	9300001131	8/31/2012	2,857.40
53482100	AWWSC Oth O&M CAPX	CF	9300001145	8/31/2012	93.83
53482100	AWWSC Oth O&M CAPX	CF	9300001153	8/31/2012	209.01
53482100	AWWSC Oth O&M CAPX	CF	9300001155	8/31/2012	116.72
53482100	AWWSC Oth O&M CAPX	CF	9300001162	8/31/2012	15.54
53482100	AWWSC Oth O&M CAPX	CF	9300001162	8/31/2012	27.56
53482100	AWWSC Oth O&M CAPX	CF	9300001162	8/31/2012	25.28
53482100	AWWSC Oth O&M CAPX	CF	9300001162	8/31/2012	2.23
53482100	AWWSC Oth O&M CAPX	CF	9300001163	8/31/2012	27.48
53482100	AWWSC Oth O&M CAPX	CF	9300001163	8/31/2012	15.65
53482100	AWWSC Oth O&M CAPX	CF	9300001164	8/31/2012	49.39
53482100	AWWSC Oth O&M CAPX	CF	9300001164	8/31/2012	18.48
53482100	AWWSC Oth O&M CAPX	CF	9300001164	8/31/2012	117.86
53482100	AWWSC Oth O&M CAPX	UT	9300001188	8/31/2012	(354.59)
53482100	AWWSC Oth O&M CAPX	UZ	2000000074	8/31/2012	(460.74)
53482100	AWWSC Oth O&M CAPX	UZ	2000000068	8/31/2012	(550.23)
53482100	AWWSC Oth O&M CAPX	UZ	2000000074	8/31/2012	(27.80)
53482100	AWWSC Oth O&M CAPX	UZ	2000000067	8/31/2012	(118.17)
53482100	AWWSC Oth O&M CAPX	UZ	2000000074	8/31/2012	(9.26)
53482100	AWWSC Oth O&M CAPX	UZ	2000000068	8/31/2012	(97.93)
53482100	AWWSC Oth O&M CAPX	UZ	2000000076	8/31/2012	(18.55)
53482100	AWWSC Oth O&M CAPX	UZ	2000000067	8/31/2012	(165.94)
53482100	AWWSC Oth O&M CAPX	UZ	2000000073	8/31/2012	(9.26)
53482100	AWWSC Oth O&M CAPX	UZ	2000000068	8/31/2012	(0.20)
53482100	AWWSC Oth O&M CAPX	UZ	2000000074	8/31/2012	(18.55)
53482100	AWWSC Oth O&M CAPX	UZ	2000000068	8/31/2012	(336.41)
53482100	AWWSC Oth O&M CAPX	UZ	2000000073	8/31/2012	(9.26)
53482100	AWWSC Oth O&M CAPX	UZ	2000000067	8/31/2012	(0.20)
53482100	AWWSC Oth O&M CAPX	UZ	2000000074	8/31/2012	(27.80)
53482100	AWWSC Oth O&M CAPX	UZ	2000000067	8/31/2012	(28.63)
53482100	AWWSC Oth O&M CAPX	UZ	2000000073	8/31/2012	(27.80)
53482100	AWWSC Oth O&M CAPX	UZ	2000000068	8/31/2012	(28.63)

## Kentucky American Water Company

Case No. 2012-00520

Response to PSC DR1, Item 31

Account	Description	Doc Type	Document Number	Posting Date	Amount
53482100	AWWSC Oth O&M CAPX	UZ	2000000073	8/31/2012	(27.80)
53482100	AWWSC Oth O&M CAPX	UZ	2000000067	8/31/2012	(49.22)
53482100	AWWSC Oth O&M CAPX	UZ	2000000074	8/31/2012	(83.47)
53482100	AWWSC Oth O&M CAPX	UZ	2000000068	8/31/2012	(42.40)
53482100	AWWSC Oth O&M CAPX	UZ	2000000073	8/31/2012	(111.32)
53482100	AWWSC Oth O&M CAPX	UZ	2000000068	8/31/2012	(0.20)
53482100	AWWSC Oth O&M CAPX	UZ	2000000076	8/31/2012	(27.80)
53482100	AWWSC Oth O&M CAPX	UZ	2000000068	8/31/2012	(102.63)
53482100	AWWSC Oth O&M CAPX	UZ	2000000076	8/31/2012	(9.26)
53482100	AWWSC Oth O&M CAPX	UZ	2000000068	8/31/2012	(188.01)
53482100	AWWSC Oth O&M CAPX	UZ	2000000068	8/31/2012	(6.67)
53482100	AWWSC Oth O&M CAPX	UZ	2000000074	8/31/2012	(102.69)
53482100	AWWSC Oth O&M CAPX	UZ	2000000074	8/31/2012	(9.26)
53482100	AWWSC Oth O&M CAPX	UZ	2000000067	8/31/2012	(420.57)
53482100	AWWSC Oth O&M CAPX	UZ	2000000074	8/31/2012	(9.26)
53482100	AWWSC Oth O&M CAPX	UZ	2000000074	8/31/2012	(9.52)
53482100	AWWSC Oth O&M CAPX	UZ	2000000073	8/31/2012	(9.26)
53482100	AWWSC Oth O&M CAPX	UZ	2000000074	8/31/2012	(46.75)
53482100	AWWSC Oth O&M CAPX	UZ	2000000074	8/31/2012	(19.05)
53482100	AWWSC Oth O&M CAPX	UZ	2000000076	8/31/2012	(27.80)
53482100	AWWSC Oth O&M CAPX	UZ	2000000074	8/31/2012	(9.26)
53482100	AWWSC Oth O&M CAPX	UZ	2000000076	8/31/2012	(9.26)
53482100	AWWSC Oth O&M CAPX	UZ	2000000074	8/31/2012	(9.26)
53482100	AWWSC Oth O&M CAPX	UZ	2000000067	8/31/2012	(4.29)
53482100	AWWSC Oth O&M CAPX	UZ	2000000074	8/31/2012	(37.11)
53482100	AWWSC Oth O&M CAPX	UZ	2000000074	8/31/2012	(9.26)
53482100	AWWSC Oth O&M CAPX	UZ	2000000074	8/31/2012	(18.55)
53482100	AWWSC Oth O&M CAPX	UZ	2000000074	8/31/2012	(18.55)
53482100	AWWSC Oth O&M CAPX	UZ	2000000076	8/31/2012	(18.55)
53482100	AWWSC Oth O&M CAPX	UZ	2000000073	8/31/2012	(18.55)
53482100	AWWSC Oth O&M CAPX	UZ	2000000074	8/31/2012	(18.55)
53482100	AWWSC Oth O&M CAPX	UZ	2000000074	8/31/2012	(18.55)
53482100	AWWSC Oth O&M CAPX	UZ	2000000068	8/31/2012	(21.72)
53482100	AWWSC Oth O&M CAPX	UZ	2000000074	8/31/2012	(56.48)
53482100	AWWSC Oth O&M CAPX	UZ	2000000068	8/31/2012	(1.71)
53482100	AWWSC Oth O&M CAPX	UZ	2000000073	8/31/2012	(18.55)
53482100	AWWSC Oth O&M CAPX	UZ	2000000073	8/31/2012	(18.55)
53482100	AWWSC Oth O&M CAPX	UZ	2000000073	8/31/2012	(37.93)
53482100	AWWSC Oth O&M CAPX	UZ	2000000074	8/31/2012	(47.19)
53482100	AWWSC Oth O&M CAPX	UZ	2000000076	8/31/2012	(105.10)
53482100	AWWSC Oth O&M CAPX	UZ	2000000068	8/31/2012	(59.07)
53482100	AWWSC Oth O&M CAPX	UZ	2000000074	8/31/2012	(124.14)
53482100	AWWSC Oth O&M CAPX	UZ	2000000067	8/31/2012	(0.49)
53482100	AWWSC Oth O&M CAPX	UZ	2000000074	8/31/2012	(92.76)
53482100	AWWSC Oth O&M CAPX	UZ	2000000074	8/31/2012	(9.26)
53482100	AWWSC Oth O&M CAPX	UZ	2000000068	8/31/2012	(4.41)
53482100	AWWSC Oth O&M CAPX	UZ	2000000074	8/31/2012	(37.11)
53482100	AWWSC Oth O&M CAPX	UZ	2000000076	8/31/2012	(9.26)
53482100	AWWSC Oth O&M CAPX	UZ	2000000067	8/31/2012	(1.55)
53482100	AWWSC Oth O&M CAPX	UZ	2000000076	8/31/2012	(4.89)
53482100	AWWSC Oth O&M CAPX	UZ	2000000074	8/31/2012	(28.82)
53482100	AWWSC Oth O&M CAPX	UZ	2000000076	8/31/2012	(9.26)
53482100	AWWSC Oth O&M CAPX	UZ	2000000076	8/31/2012	(9.26)



## Kentucky American Water Company

Case No. 2012-00520

Response to PSC DR1, Item 31

Account	Description	Doc Type	Document Number	Posting Date	Amount
53482100	AWWSC Oth O&M CAPX	UZ	2000000067	8/31/2012	(0.34)
53482100	AWWSC Oth O&M CAPX	UZ	2000000074	8/31/2012	(27.80)
53482100	AWWSC Oth O&M CAPX	UZ	2000000074	8/31/2012	(83.47)
53482100	AWWSC Oth O&M CAPX	UZ	2000000076	8/31/2012	(83.47)
53482100	AWWSC Oth O&M CAPX	UZ	2000000067	8/31/2012	(7.02)
53482100	AWWSC Oth O&M CAPX	UZ	2000000074	8/31/2012	(37.11)
53482100	AWWSC Oth O&M CAPX	UZ	2000000068	8/31/2012	(1.02)
53482100	AWWSC Oth O&M CAPX	UZ	2000000074	8/31/2012	(37.11)
53482100	AWWSC Oth O&M CAPX	UZ	2000000073	8/31/2012	(37.11)
53482100	AWWSC Oth O&M CAPX	UZ	2000000073	8/31/2012	(37.11)
53482100	AWWSC Oth O&M CAPX	UZ	2000000068	8/31/2012	(7.52)
53482100	AWWSC Oth O&M CAPX	UZ	2000000074	8/31/2012	(64.92)
53482100	AWWSC Oth O&M CAPX	UZ	2000000076	8/31/2012	(64.92)
53482100	AWWSC Oth O&M CAPX	UZ	2000000068	8/31/2012	(17.61)
53482100	AWWSC Oth O&M CAPX	UZ	2000000073	8/31/2012	(510.17)
53482100	AWWSC Oth O&M CAPX	UZ	2000000067	8/31/2012	(5.99)
53482100	AWWSC Oth O&M CAPX	UZ	2000000076	8/31/2012	(343.19)
53482100	AWWSC Oth O&M CAPX	UZ	2000000073	8/31/2012	(74.20)
53482100	AWWSC Oth O&M CAPX	UZ	2000000073	8/31/2012	(360.09)
53482100	AWWSC Oth O&M CAPX	UZ	2000000074	8/31/2012	(27.80)
53482100	AWWSC Oth O&M CAPX	UZ	2000000076	8/31/2012	(55.65)
53482100	AWWSC Oth O&M CAPX	UZ	2000000074	8/31/2012	(27.80)
53482100	AWWSC Oth O&M CAPX	UZ	2000000074	8/31/2012	(9.26)
53482100	AWWSC Oth O&M CAPX	UZ	2000000074	8/31/2012	(27.80)
53482100	AWWSC Oth O&M CAPX	UZ	2000000073	8/31/2012	(27.80)
53482100	AWWSC Oth O&M CAPX	UZ	2000000074	8/31/2012	(27.80)
53482100	AWWSC Oth O&M CAPX	UZ	2000000076	8/31/2012	(27.80)
53482100	AWWSC Oth O&M CAPX	UZ	2000000074	8/31/2012	(64.92)
53482100	AWWSC Oth O&M CAPX	UZ	2000000074	8/31/2012	(157.69)
53482100	AWWSC Oth O&M CAPX	UZ	2000000074	8/31/2012	(37.11)
53482100	AWWSC Oth O&M CAPX	UZ	2000000074	8/31/2012	(37.11)
53482100	AWWSC Oth O&M CAPX	UZ	2000000073	8/31/2012	(18.55)
53482100	AWWSC Oth O&M CAPX	UZ	2000000076	8/31/2012	(18.55)
53482100	AWWSC Oth O&M CAPX	UZ	2000000074	8/31/2012	(46.37)
53482100	AWWSC Oth O&M CAPX	UZ	2000000076	8/31/2012	(18.55)
53482100	AWWSC Oth O&M CAPX	UZ	2000000074	8/31/2012	(55.65)
53482100	AWWSC Oth O&M CAPX	UZ	2000000076	8/31/2012	(18.55)
53482100	AWWSC Oth O&M CAPX	UZ	2000000074	8/31/2012	(18.55)
53482100	AWWSC Oth O&M CAPX	UZ	2000000076	8/31/2012	(27.80)
53482100	AWWSC Oth O&M CAPX	UZ	2000000073	8/31/2012	(18.55)
53482100	AWWSC Oth O&M CAPX	UZ	2000000074	8/31/2012	(37.11)
53482100	AWWSC Oth O&M CAPX	UZ	2000000076	8/31/2012	(18.55)
53482100	AWWSC Oth O&M CAPX	UZ	2000000074	8/31/2012	(9.26)
53482100	AWWSC Oth O&M CAPX	UZ	2000000076	8/31/2012	(9.26)
53482100	AWWSC Oth O&M CAPX	UZ	2000000073	8/31/2012	(9.26)
53482100	AWWSC Oth O&M CAPX	UZ	2000000074	8/31/2012	(55.65)
53482100	AWWSC Oth O&M CAPX	UZ	2000000076	8/31/2012	(27.80)
53482100	AWWSC Oth O&M CAPX	UZ	2000000074	8/31/2012	(26.65)
53482100	AWWSC Oth O&M CAPX	UZ	2000000076	8/31/2012	(26.65)
53482100	AWWSC Oth O&M CAPX	UZ	2000000074	8/31/2012	(85.52)
53482100	AWWSC Oth O&M CAPX	UZ	2000000074	8/31/2012	(28.47)
53482100	AWWSC Oth O&M CAPX	UZ	2000000074	8/31/2012	(20.96)
53482100	AWWSC Oth O&M CAPX	UZ	2000000073	8/31/2012	(45.60)

## Kentucky American Water Company

Case No. 2012-00520

Response to PSC DR1, Item 31

Account	Description	Doc Type	Document Number	Posting Date	Amount
53482100	AWWSC Oth O&M CAPX	UZ	2000000076	8/31/2012	(85.42)
53482200	AWWSC Dpr/Amrt CAPX	CF	9300001022	8/31/2012	6.60
53482200	AWWSC Dpr/Amrt CAPX	CF	9300001025	8/31/2012	223.51
53482200	AWWSC Dpr/Amrt CAPX	CF	9300001036	8/31/2012	1.85
53482200	AWWSC Dpr/Amrt CAPX	CF	9300001049	8/31/2012	2.27
53482200	AWWSC Dpr/Amrt CAPX	CF	9300001056	8/31/2012	3.06
53482200	AWWSC Dpr/Amrt CAPX	CF	9300001059	8/31/2012	10.01
53482200	AWWSC Dpr/Amrt CAPX	CF	9300001059	8/31/2012	1.54
53482200	AWWSC Dpr/Amrt CAPX	CF	9300001059	8/31/2012	76.87
53482200	AWWSC Dpr/Amrt CAPX	CF	9300001059	8/31/2012	11.83
53482200	AWWSC Dpr/Amrt CAPX	CF	9300001060	8/31/2012	35.82
53482200	AWWSC Dpr/Amrt CAPX	CF	9300001060	8/31/2012	275.06
53482200	AWWSC Dpr/Amrt CAPX	CF	9300001061	8/31/2012	6.13
53482200	AWWSC Dpr/Amrt CAPX	CF	9300001061	8/31/2012	47.09
53482200	AWWSC Dpr/Amrt CAPX	CF	9300001061	8/31/2012	0.40
53482200	AWWSC Dpr/Amrt CAPX	CF	9300001063	8/31/2012	1.90
53482200	AWWSC Dpr/Amrt CAPX	CF	9300001063	8/31/2012	9.89
53482200	AWWSC Dpr/Amrt CAPX	CF	9300001063	8/31/2012	0.04
53482200	AWWSC Dpr/Amrt CAPX	CF	9300001063	8/31/2012	9.48
53482200	AWWSC Dpr/Amrt CAPX	CF	9300001065	8/31/2012	63.42
53482200	AWWSC Dpr/Amrt CAPX	CF	9300001074	8/31/2012	940.18
53482200	AWWSC Dpr/Amrt CAPX	CF	9300001080	8/31/2012	75.57
53482200	AWWSC Dpr/Amrt CAPX	CF	9300001136	8/31/2012	354.09
53482200	AWWSC Dpr/Amrt CAPX	CF	9300001164	8/31/2012	260.20
53482200	AWWSC Dpr/Amrt CAPX	UT	9300001188	8/31/2012	(309.46)
53482200	AWWSC Dpr/Amrt CAPX	UZ	2000000074	8/31/2012	(410.85)
53482200	AWWSC Dpr/Amrt CAPX	UZ	2000000073	8/31/2012	(2.77)
53482200	AWWSC Dpr/Amrt CAPX	UZ	2000000076	8/31/2012	(0.92)
53482200	AWWSC Dpr/Amrt CAPX	UZ	2000000073	8/31/2012	(1.84)
53482200	AWWSC Dpr/Amrt CAPX	UZ	2000000076	8/31/2012	(0.92)
53482200	AWWSC Dpr/Amrt CAPX	UZ	2000000076	8/31/2012	(1.84)
53482200	AWWSC Dpr/Amrt CAPX	UZ	2000000073	8/31/2012	(0.92)
53482200	AWWSC Dpr/Amrt CAPX	UZ	2000000074	8/31/2012	(2.77)
53482200	AWWSC Dpr/Amrt CAPX	UZ	2000000076	8/31/2012	(2.77)
53482200	AWWSC Dpr/Amrt CAPX	UZ	2000000073	8/31/2012	(2.77)
53482200	AWWSC Dpr/Amrt CAPX	UZ	2000000074	8/31/2012	(8.30)
53482200	AWWSC Dpr/Amrt CAPX	UZ	2000000074	8/31/2012	(11.07)
53482200	AWWSC Dpr/Amrt CAPX	UZ	2000000073	8/31/2012	(2.77)
53482200	AWWSC Dpr/Amrt CAPX	UZ	2000000074	8/31/2012	(0.92)
53482200	AWWSC Dpr/Amrt CAPX	UZ	2000000073	8/31/2012	(26.32)
53482200	AWWSC Dpr/Amrt CAPX	UZ	2000000074	8/31/2012	(0.92)
53482200	AWWSC Dpr/Amrt CAPX	UZ	2000000073	8/31/2012	(0.92)
53482200	AWWSC Dpr/Amrt CAPX	UZ	2000000073	8/31/2012	(11.37)
53482200	AWWSC Dpr/Amrt CAPX	UZ	2000000074	8/31/2012	(0.92)
53482200	AWWSC Dpr/Amrt CAPX	UZ	2000000076	8/31/2012	(35.47)
53482200	AWWSC Dpr/Amrt CAPX	UZ	2000000074	8/31/2012	(2.03)
53482200	AWWSC Dpr/Amrt CAPX	UZ	2000000073	8/31/2012	(2.77)
53482200	AWWSC Dpr/Amrt CAPX	UZ	2000000076	8/31/2012	(0.92)
53482200	AWWSC Dpr/Amrt CAPX	UZ	2000000073	8/31/2012	(0.92)
53482200	AWWSC Dpr/Amrt CAPX	UZ	2000000074	8/31/2012	(0.92)
53482200	AWWSC Dpr/Amrt CAPX	UZ	2000000076	8/31/2012	(3.69)
53482200	AWWSC Dpr/Amrt CAPX	UZ	2000000074	8/31/2012	(0.92)
53482200	AWWSC Dpr/Amrt CAPX	UZ	2000000073	8/31/2012	(1.84)

Kentucky American Water Company

Case No. 2012-00520

Response to PSC DR1, Item 31

Account	Description	Doc Type	Document Number	Posting Date	Amount
53482200	AWWSC Dpr/Amrt CAPX	UZ	2000000074	8/31/2012	(1.84)
53482200	AWWSC Dpr/Amrt CAPX	UZ	2000000073	8/31/2012	(1.84)
53482200	AWWSC Dpr/Amrt CAPX	UZ	2000000074	8/31/2012	(1.84)
53482200	AWWSC Dpr/Amrt CAPX	UZ	2000000074	8/31/2012	(1.84)
53482200	AWWSC Dpr/Amrt CAPX	UZ	2000000074	8/31/2012	(1.84)
53482200	AWWSC Dpr/Amrt CAPX	UZ	2000000073	8/31/2012	(67.24)
53482200	AWWSC Dpr/Amrt CAPX	UZ	2000000073	8/31/2012	(1.84)
53482200	AWWSC Dpr/Amrt CAPX	UZ	2000000076	8/31/2012	(1.84)
53482200	AWWSC Dpr/Amrt CAPX	UZ	2000000074	8/31/2012	(65.40)
53482200	AWWSC Dpr/Amrt CAPX	UZ	2000000073	8/31/2012	(66.32)
53482200	AWWSC Dpr/Amrt CAPX	UZ	2000000074	8/31/2012	(11.30)
53482200	AWWSC Dpr/Amrt CAPX	UZ	2000000074	8/31/2012	(13.33)
53482200	AWWSC Dpr/Amrt CAPX	UZ	2000000074	8/31/2012	(9.22)
53482200	AWWSC Dpr/Amrt CAPX	UZ	2000000076	8/31/2012	(0.92)
53482200	AWWSC Dpr/Amrt CAPX	UZ	2000000076	8/31/2012	(3.69)
53482200	AWWSC Dpr/Amrt CAPX	UZ	2000000074	8/31/2012	(0.92)
53482200	AWWSC Dpr/Amrt CAPX	UZ	2000000074	8/31/2012	(4.24)
53482200	AWWSC Dpr/Amrt CAPX	UZ	2000000076	8/31/2012	(3.15)
53482200	AWWSC Dpr/Amrt CAPX	UZ	2000000074	8/31/2012	(0.92)
53482200	AWWSC Dpr/Amrt CAPX	UZ	2000000073	8/31/2012	(0.92)
53482200	AWWSC Dpr/Amrt CAPX	UZ	2000000073	8/31/2012	(2.77)
53482200	AWWSC Dpr/Amrt CAPX	UZ	2000000073	8/31/2012	(8.30)
53482200	AWWSC Dpr/Amrt CAPX	UZ	2000000073	8/31/2012	(8.30)
53482200	AWWSC Dpr/Amrt CAPX	UZ	2000000074	8/31/2012	(3.69)
53482200	AWWSC Dpr/Amrt CAPX	UZ	2000000074	8/31/2012	(3.69)
53482200	AWWSC Dpr/Amrt CAPX	UZ	2000000073	8/31/2012	(3.69)
53482200	AWWSC Dpr/Amrt CAPX	UZ	2000000074	8/31/2012	(3.69)
53482200	AWWSC Dpr/Amrt CAPX	UZ	2000000073	8/31/2012	(6.46)
53482200	AWWSC Dpr/Amrt CAPX	UZ	2000000076	8/31/2012	(6.46)
53482200	AWWSC Dpr/Amrt CAPX	UZ	2000000074	8/31/2012	(50.73)
53482200	AWWSC Dpr/Amrt CAPX	UZ	2000000076	8/31/2012	(34.12)
53482200	AWWSC Dpr/Amrt CAPX	UZ	2000000076	8/31/2012	(7.38)
53482200	AWWSC Dpr/Amrt CAPX	UZ	2000000073	8/31/2012	(621.36)
53482200	AWWSC Dpr/Amrt CAPX	UZ	2000000073	8/31/2012	(2.77)
53482200	AWWSC Dpr/Amrt CAPX	UZ	2000000073	8/31/2012	(5.53)
53482200	AWWSC Dpr/Amrt CAPX	UZ	2000000074	8/31/2012	(2.77)
53482200	AWWSC Dpr/Amrt CAPX	UZ	2000000074	8/31/2012	(0.92)
53482200	AWWSC Dpr/Amrt CAPX	UZ	2000000074	8/31/2012	(2.77)
53482200	AWWSC Dpr/Amrt CAPX	UZ	2000000074	8/31/2012	(2.77)
53482200	AWWSC Dpr/Amrt CAPX	UZ	2000000073	8/31/2012	(2.77)
53482200	AWWSC Dpr/Amrt CAPX	UZ	2000000073	8/31/2012	(2.77)
53482200	AWWSC Dpr/Amrt CAPX	UZ	2000000074	8/31/2012	(6.46)
53482200	AWWSC Dpr/Amrt CAPX	UZ	2000000076	8/31/2012	(15.68)
53482200	AWWSC Dpr/Amrt CAPX	UZ	2000000076	8/31/2012	(3.69)
53482200	AWWSC Dpr/Amrt CAPX	UZ	2000000076	8/31/2012	(3.69)
53482200	AWWSC Dpr/Amrt CAPX	UZ	2000000073	8/31/2012	(1.84)
53482200	AWWSC Dpr/Amrt CAPX	UZ	2000000074	8/31/2012	(1.84)
53482200	AWWSC Dpr/Amrt CAPX	UZ	2000000074	8/31/2012	(4.61)
53482200	AWWSC Dpr/Amrt CAPX	UZ	2000000076	8/31/2012	(1.84)
53482200	AWWSC Dpr/Amrt CAPX	UZ	2000000076	8/31/2012	(5.53)
53482200	AWWSC Dpr/Amrt CAPX	UZ	2000000073	8/31/2012	(1.84)
53482200	AWWSC Dpr/Amrt CAPX	UZ	2000000073	8/31/2012	(1.84)
53482200	AWWSC Dpr/Amrt CAPX	UZ	2000000075	8/31/2012	(2.77)

## Kentucky American Water Company

Case No. 2012-00520

Response to PSC DR1, Item 31

Account	Description	Doc Type	Document Number	Posting Date	Amount
53482200	AWWSC Dpr/Amrt CAPX	UZ	2000000073	8/31/2012	(1.84)
53482200	AWWSC Dpr/Amrt CAPX	UZ	2000000074	8/31/2012	(3.69)
53482200	AWWSC Dpr/Amrt CAPX	UZ	2000000073	8/31/2012	(1.84)
53482200	AWWSC Dpr/Amrt CAPX	UZ	2000000073	8/31/2012	(0.92)
53482200	AWWSC Dpr/Amrt CAPX	UZ	2000000074	8/31/2012	(0.92)
53482200	AWWSC Dpr/Amrt CAPX	UZ	2000000074	8/31/2012	(0.92)
53482200	AWWSC Dpr/Amrt CAPX	UZ	2000000076	8/31/2012	(5.53)
53482200	AWWSC Dpr/Amrt CAPX	UZ	2000000074	8/31/2012	(2.77)
53482200	AWWSC Dpr/Amrt CAPX	UZ	2000000076	8/31/2012	(31.84)
53482200	AWWSC Dpr/Amrt CAPX	UZ	2000000074	8/31/2012	(31.84)
53482200	AWWSC Dpr/Amrt CAPX	UZ	2000000074	8/31/2012	(122.25)
53482200	AWWSC Dpr/Amrt CAPX	UZ	2000000073	8/31/2012	(44.07)
53482200	AWWSC Dpr/Amrt CAPX	UZ	2000000076	8/31/2012	(25.01)
53482200	AWWSC Dpr/Amrt CAPX	UZ	2000000074	8/31/2012	(64.54)
53482200	AWWSC Dpr/Amrt CAPX	UZ	2000000074	8/31/2012	(132.22)
53482300	AWWSC Gen Tax CAPX	CF	9300000533	8/31/2012	37.62
53482300	AWWSC Gen Tax CAPX	CF	9300000534	8/31/2012	148.05
53482300	AWWSC Gen Tax CAPX	CF	9300000535	8/31/2012	30.76
53482300	AWWSC Gen Tax CAPX	CF	9300000536	8/31/2012	5.47
53482300	AWWSC Gen Tax CAPX	CF	9300000537	8/31/2012	18.46
53482300	AWWSC Gen Tax CAPX	CF	9300000538	8/31/2012	28.87
53482300	AWWSC Gen Tax CAPX	CF	9300000539	8/31/2012	25.04
53482300	AWWSC Gen Tax CAPX	CF	9300000540	8/31/2012	28.47
53482300	AWWSC Gen Tax CAPX	CF	9300000541	8/31/2012	3.95
53482300	AWWSC Gen Tax CAPX	CF	9300000542	8/31/2012	9.09
53482300	AWWSC Gen Tax CAPX	CF	9300000543	8/31/2012	16.67
53482300	AWWSC Gen Tax CAPX	CF	9300000544	8/31/2012	16.66
53482300	AWWSC Gen Tax CAPX	CF	9300000545	8/31/2012	8.59
53482300	AWWSC Gen Tax CAPX	CF	9300000546	8/31/2012	14.10
53482300	AWWSC Gen Tax CAPX	CF	9300000547	8/31/2012	15.31
53482300	AWWSC Gen Tax CAPX	CF	9300000548	8/31/2012	48.89
53482300	AWWSC Gen Tax CAPX	CF	9300000549	8/31/2012	14.41
53482300	AWWSC Gen Tax CAPX	CF	9300000552	8/31/2012	36.09
53482300	AWWSC Gen Tax CAPX	CF	9300000553	8/31/2012	34.57
53482300	AWWSC Gen Tax CAPX	CF	9300000554	8/31/2012	36.16
53482300	AWWSC Gen Tax CAPX	CF	9300000555	8/31/2012	5.66
53482300	AWWSC Gen Tax CAPX	CF	9300000556	8/31/2012	29.68
53482300	AWWSC Gen Tax CAPX	CF	9300000557	8/31/2012	29.52
53482300	AWWSC Gen Tax CAPX	CF	9300000558	8/31/2012	119.95
53482300	AWWSC Gen Tax CAPX	CF	9300000559	8/31/2012	70.48
53482300	AWWSC Gen Tax CAPX	CF	9300000560	8/31/2012	29.33
53482300	AWWSC Gen Tax CAPX	CF	9300000561	8/31/2012	24.44
53482300	AWWSC Gen Tax CAPX	CF	9300000562	8/31/2012	23.45
53482300	AWWSC Gen Tax CAPX	CF	9300000563	8/31/2012	23.57
53482300	AWWSC Gen Tax CAPX	CF	9300000564	8/31/2012	5.65
53482300	AWWSC Gen Tax CAPX	CF	9300000565	8/31/2012	2.08
53482300	AWWSC Gen Tax CAPX	CF	9300000566	8/31/2012	13.02
53482300	AWWSC Gen Tax CAPX	CF	9300000567	8/31/2012	24.31
53482300	AWWSC Gen Tax CAPX	CF	9300000573	8/31/2012	30.63
53482300	AWWSC Gen Tax CAPX	CF	9300000583	8/31/2012	4.43
53482300	AWWSC Gen Tax CAPX	CF	9300000585	8/31/2012	4.43
53482300	AWWSC Gen Tax CAPX	CF	9300000594	8/31/2012	71.85
53482300	AWWSC Gen Tax CAPX	CF	9300000595	8/31/2012	278.99

Kentucky American Water Company  
Case No. 2012-00520  
Response to PSC DR1, Item 31

Account	Description	Doc Type	Document Number	Posting Date	Amount
53482300	AWWSC Gen Tax CAPX	CF	9300000597	8/31/2012	543.83
53482300	AWWSC Gen Tax CAPX	CF	9300000598	8/31/2012	48.01
53482300	AWWSC Gen Tax CAPX	CF	9300000599	8/31/2012	0.09
53482300	AWWSC Gen Tax CAPX	CF	9300000600	8/31/2012	0.31
53482300	AWWSC Gen Tax CAPX	CF	9300000601	8/31/2012	2.94
53482300	AWWSC Gen Tax CAPX	CF	9300000602	8/31/2012	1.73
53482300	AWWSC Gen Tax CAPX	CF	9300000603	8/31/2012	46.85
53482300	AWWSC Gen Tax CAPX	CF	9300000604	8/31/2012	0.31
53482300	AWWSC Gen Tax CAPX	CF	9300000605	8/31/2012	2.91
53482300	AWWSC Gen Tax CAPX	CF	9300000606	8/31/2012	1.73
53482300	AWWSC Gen Tax CAPX	CF	9300000607	8/31/2012	34.48
53482300	AWWSC Gen Tax CAPX	CF	9300000608	8/31/2012	0.14
53482300	AWWSC Gen Tax CAPX	CF	9300000609	8/31/2012	34.34
53482300	AWWSC Gen Tax CAPX	CF	9300000610	8/31/2012	0.14
53482300	AWWSC Gen Tax CAPX	CF	9300000611	8/31/2012	27.76
53482300	AWWSC Gen Tax CAPX	CF	9300000612	8/31/2012	1.97
53482300	AWWSC Gen Tax CAPX	CF	9300000613	8/31/2012	25.80
53482300	AWWSC Gen Tax CAPX	CF	9300000614	8/31/2012	67.41
53482300	AWWSC Gen Tax CAPX	CF	9300000615	8/31/2012	0.31
53482300	AWWSC Gen Tax CAPX	CF	9300000616	8/31/2012	72.69
53482300	AWWSC Gen Tax CAPX	CF	9300000617	8/31/2012	0.44
53482300	AWWSC Gen Tax CAPX	CF	9300000618	8/31/2012	33.68
53482300	AWWSC Gen Tax CAPX	CF	9300000619	8/31/2012	2.69
53482300	AWWSC Gen Tax CAPX	CF	9300000620	8/31/2012	2.69
53482300	AWWSC Gen Tax CAPX	CF	9300000621	8/31/2012	2.31
53482300	AWWSC Gen Tax CAPX	CF	9300000622	8/31/2012	0.57
53482300	AWWSC Gen Tax CAPX	CF	9300000623	8/31/2012	1.53
53482300	AWWSC Gen Tax CAPX	CF	9300000624	8/31/2012	29.23
53482300	AWWSC Gen Tax CAPX	CF	9300000625	8/31/2012	32.40
53482300	AWWSC Gen Tax CAPX	CF	9300000626	8/31/2012	13.94
53482300	AWWSC Gen Tax CAPX	CF	9300000628	8/31/2012	9.40
53482300	AWWSC Gen Tax CAPX	CF	9300000629	8/31/2012	6.58
53482300	AWWSC Gen Tax CAPX	CF	9300000630	8/31/2012	100.51
53482300	AWWSC Gen Tax CAPX	CF	9300000631	8/31/2012	7.46
53482300	AWWSC Gen Tax CAPX	CF	9300000632	8/31/2012	48.78
53482300	AWWSC Gen Tax CAPX	CF	9300000633	8/31/2012	8.61
53482300	AWWSC Gen Tax CAPX	CF	9300000634	8/31/2012	76.99
53482300	AWWSC Gen Tax CAPX	CF	9300000635	8/31/2012	0.31
53482300	AWWSC Gen Tax CAPX	CF	9300000636	8/31/2012	7.26
53482300	AWWSC Gen Tax CAPX	CF	9300000637	8/31/2012	4.68
53482300	AWWSC Gen Tax CAPX	CF	9300000638	8/31/2012	4.68
53482300	AWWSC Gen Tax CAPX	CF	9300000639	8/31/2012	2.95
53482300	AWWSC Gen Tax CAPX	CF	9300000640	8/31/2012	13.25
53482300	AWWSC Gen Tax CAPX	CF	9300000641	8/31/2012	1.73
53482300	AWWSC Gen Tax CAPX	CF	9300000642	8/31/2012	13.25
53482300	AWWSC Gen Tax CAPX	CF	9300000643	8/31/2012	2.94
53482300	AWWSC Gen Tax CAPX	CF	9300000644	8/31/2012	1.73
53482300	AWWSC Gen Tax CAPX	CF	9300000645	8/31/2012	14.80
53482300	AWWSC Gen Tax CAPX	CF	9300000646	8/31/2012	4.69
53482300	AWWSC Gen Tax CAPX	CF	9300000647	8/31/2012	9.89
53482300	AWWSC Gen Tax CAPX	CF	9300000648	8/31/2012	10.18
53482300	AWWSC Gen Tax CAPX	CF	9300000649	8/31/2012	9.89
53482300	AWWSC Gen Tax CAPX	CF	9300000650	8/31/2012	2.54

Kentucky American Water Company  
Case No. 2012-00520  
Response to PSC DR1, Item 31

Account	Description	Doc Type	Document Number	Posting Date	Amount
53482300	AWWSC Gen Tax CAPX	CF	9300000651	8/31/2012	2.54
53482300	AWWSC Gen Tax CAPX	CF	9300000652	8/31/2012	2.54
53482300	AWWSC Gen Tax CAPX	CF	9300000653	8/31/2012	16.14
53482300	AWWSC Gen Tax CAPX	CF	9300000654	8/31/2012	15.81
53482300	AWWSC Gen Tax CAPX	CF	9300000655	8/31/2012	13.45
53482300	AWWSC Gen Tax CAPX	CF	9300000657	8/31/2012	7.65
53482300	AWWSC Gen Tax CAPX	CF	9300000658	8/31/2012	0.08
53482300	AWWSC Gen Tax CAPX	CF	9300000659	8/31/2012	1.86
53482300	AWWSC Gen Tax CAPX	CF	9300000660	8/31/2012	32.43
53482300	AWWSC Gen Tax CAPX	CF	9300000661	8/31/2012	2.69
53482300	AWWSC Gen Tax CAPX	CF	9300000662	8/31/2012	2.69
53482300	AWWSC Gen Tax CAPX	CF	9300000663	8/31/2012	4.20
53482300	AWWSC Gen Tax CAPX	CF	9300000664	8/31/2012	2.69
53482300	AWWSC Gen Tax CAPX	CF	9300000665	8/31/2012	34.95
53482300	AWWSC Gen Tax CAPX	CF	9300000667	8/31/2012	2.66
53482300	AWWSC Gen Tax CAPX	CF	9300000668	8/31/2012	28.70
53482300	AWWSC Gen Tax CAPX	CF	9300000669	8/31/2012	0.95
53482300	AWWSC Gen Tax CAPX	CF	9300000670	8/31/2012	31.64
53482300	AWWSC Gen Tax CAPX	CF	9300000671	8/31/2012	3.85
53482300	AWWSC Gen Tax CAPX	CF	9300000672	8/31/2012	13.41
53482300	AWWSC Gen Tax CAPX	CF	9300000673	8/31/2012	10.96
53482300	AWWSC Gen Tax CAPX	CF	9300000674	8/31/2012	14.18
53482300	AWWSC Gen Tax CAPX	CF	9300000676	8/31/2012	14.17
53482300	AWWSC Gen Tax CAPX	CF	9300000677	8/31/2012	0.21
53482300	AWWSC Gen Tax CAPX	CF	9300000678	8/31/2012	1.75
53482300	AWWSC Gen Tax CAPX	CF	9300000679	8/31/2012	1.75
53482300	AWWSC Gen Tax CAPX	CF	9300000680	8/31/2012	80.24
53482300	AWWSC Gen Tax CAPX	CF	9300000681	8/31/2012	31.14
53482300	AWWSC Gen Tax CAPX	CF	9300000682	8/31/2012	1.75
53482300	AWWSC Gen Tax CAPX	CF	9300000683	8/31/2012	6.59
53482300	AWWSC Gen Tax CAPX	CF	9300000684	8/31/2012	81.32
53482300	AWWSC Gen Tax CAPX	CF	9300000685	8/31/2012	0.28
53482300	AWWSC Gen Tax CAPX	CF	9300000686	8/31/2012	5.43
53482300	AWWSC Gen Tax CAPX	CF	9300000687	8/31/2012	11.76
53482300	AWWSC Gen Tax CAPX	CF	9300000688	8/31/2012	1.55
53482300	AWWSC Gen Tax CAPX	CF	9300000689	8/31/2012	24.50
53482300	AWWSC Gen Tax CAPX	CF	9300000690	8/31/2012	14.66
53482300	AWWSC Gen Tax CAPX	CF	9300000691	8/31/2012	0.03
53482300	AWWSC Gen Tax CAPX	CF	9300000692	8/31/2012	21.41
53482300	AWWSC Gen Tax CAPX	CF	9300000693	8/31/2012	11.86
53482300	AWWSC Gen Tax CAPX	CF	9300000695	8/31/2012	14.53
53482300	AWWSC Gen Tax CAPX	CF	9300000696	8/31/2012	10.70
53482300	AWWSC Gen Tax CAPX	CF	9300000697	8/31/2012	2.91
53482300	AWWSC Gen Tax CAPX	CF	9300000698	8/31/2012	6.78
53482300	AWWSC Gen Tax CAPX	CF	9300000699	8/31/2012	20.57
53482300	AWWSC Gen Tax CAPX	CF	9300000700	8/31/2012	3.70
53482300	AWWSC Gen Tax CAPX	CF	9300000701	8/31/2012	26.01
53482300	AWWSC Gen Tax CAPX	CF	9300000702	8/31/2012	28.78
53482300	AWWSC Gen Tax CAPX	CF	9300000703	8/31/2012	2.08
53482300	AWWSC Gen Tax CAPX	CF	9300000704	8/31/2012	23.93
53482300	AWWSC Gen Tax CAPX	CF	9300000705	8/31/2012	4.46
53482300	AWWSC Gen Tax CAPX	CF	9300000706	8/31/2012	31.32
53482300	AWWSC Gen Tax CAPX	CF	9300000710	8/31/2012	1.11

Kentucky American Water Company  
Case No. 2012-00520  
Response to PSC DR1, Item 31

Account	Description	Doc Type	Document Number	Posting Date	Amount
53482300	AWWSC Gen Tax CAPX	CF	9300000711	8/31/2012	31.08
53482300	AWWSC Gen Tax CAPX	CF	9300000715	8/31/2012	2.49
53482300	AWWSC Gen Tax CAPX	CF	9300000716	8/31/2012	0.65
53482300	AWWSC Gen Tax CAPX	CF	9300000717	8/31/2012	0.97
53482300	AWWSC Gen Tax CAPX	CF	9300000718	8/31/2012	4.82
53482300	AWWSC Gen Tax CAPX	CF	9300000722	8/31/2012	1.16
53482300	AWWSC Gen Tax CAPX	CF	9300000723	8/31/2012	1.11
53482300	AWWSC Gen Tax CAPX	CF	9300000724	8/31/2012	4.81
53482300	AWWSC Gen Tax CAPX	CF	9300000728	8/31/2012	2.12
53482300	AWWSC Gen Tax CAPX	CF	9300000729	8/31/2012	3.70
53482300	AWWSC Gen Tax CAPX	CF	9300000730	8/31/2012	0.97
53482300	AWWSC Gen Tax CAPX	CF	9300000731	8/31/2012	35.53
53482300	AWWSC Gen Tax CAPX	CF	9300000735	8/31/2012	6.10
53482300	AWWSC Gen Tax CAPX	CF	9300000736	8/31/2012	6.10
53482300	AWWSC Gen Tax CAPX	CF	9300000737	8/31/2012	6.02
53482300	AWWSC Gen Tax CAPX	CF	9300000928	8/31/2012	474.17
53482300	AWWSC Gen Tax CAPX	CF	9300001014	8/31/2012	1.03
53482300	AWWSC Gen Tax CAPX	CF	9300001018	8/31/2012	0.28
53482300	AWWSC Gen Tax CAPX	CF	9300001019	8/31/2012	1.10
53482300	AWWSC Gen Tax CAPX	CF	9300001022	8/31/2012	0.96
53482300	AWWSC Gen Tax CAPX	CF	9300001026	8/31/2012	1.95
53482300	AWWSC Gen Tax CAPX	CF	9300001028	8/31/2012	1.08
53482300	AWWSC Gen Tax CAPX	CF	9300001028	8/31/2012	0.66
53482300	AWWSC Gen Tax CAPX	CF	9300001030	8/31/2012	1.03
53482300	AWWSC Gen Tax CAPX	CF	9300001032	8/31/2012	0.44
53482300	AWWSC Gen Tax CAPX	CF	9300001034	8/31/2012	0.89
53482300	AWWSC Gen Tax CAPX	CF	9300001036	8/31/2012	0.28
53482300	AWWSC Gen Tax CAPX	CF	9300001037	8/31/2012	3.20
53482300	AWWSC Gen Tax CAPX	CF	9300001037	8/31/2012	23.11
53482300	AWWSC Gen Tax CAPX	CF	9300001040	8/31/2012	0.87
53482300	AWWSC Gen Tax CAPX	CF	9300001043	8/31/2012	0.89
53482300	AWWSC Gen Tax CAPX	CF	9300001046	8/31/2012	1.24
53482300	AWWSC Gen Tax CAPX	CF	9300001048	8/31/2012	(0.01)
53482300	AWWSC Gen Tax CAPX	CF	9300001049	8/31/2012	8.10
53482300	AWWSC Gen Tax CAPX	CF	9300001050	8/31/2012	0.16
53482300	AWWSC Gen Tax CAPX	CF	9300001051	8/31/2012	0.05
53482300	AWWSC Gen Tax CAPX	CF	9300001051	8/31/2012	0.07
53482300	AWWSC Gen Tax CAPX	CF	9300001052	8/31/2012	0.02
53482300	AWWSC Gen Tax CAPX	CF	9300001053	8/31/2012	0.02
53482300	AWWSC Gen Tax CAPX	CF	9300001055	8/31/2012	0.42
53482300	AWWSC Gen Tax CAPX	CF	9300001055	8/31/2012	0.30
53482300	AWWSC Gen Tax CAPX	CF	9300001055	8/31/2012	0.02
53482300	AWWSC Gen Tax CAPX	CF	9300001056	8/31/2012	0.06
53482300	AWWSC Gen Tax CAPX	CF	9300001057	8/31/2012	2.84
53482300	AWWSC Gen Tax CAPX	CF	9300001057	8/31/2012	21.83
53482300	AWWSC Gen Tax CAPX	CF	9300001059	8/31/2012	0.13
53482300	AWWSC Gen Tax CAPX	CF	9300001059	8/31/2012	1.48
53482300	AWWSC Gen Tax CAPX	CF	9300001059	8/31/2012	5.03
53482300	AWWSC Gen Tax CAPX	CF	9300001059	8/31/2012	1.02
53482300	AWWSC Gen Tax CAPX	CF	9300001059	8/31/2012	11.38
53482300	AWWSC Gen Tax CAPX	CF	9300001059	8/31/2012	38.62
53482300	AWWSC Gen Tax CAPX	CF	9300001060	8/31/2012	4.21
53482300	AWWSC Gen Tax CAPX	CF	9300001060	8/31/2012	32.32

Kentucky American Water Company  
Case No. 2012-00520  
Response to PSC DR1, Item 31

Account	Description	Doc Type	Document Number	Posting Date	Amount
53482300	AWWSC Gen Tax CAPX	CF	9300001061	8/31/2012	0.01
53482300	AWWSC Gen Tax CAPX	CF	9300001061	8/31/2012	3.30
53482300	AWWSC Gen Tax CAPX	CF	9300001061	8/31/2012	0.06
53482300	AWWSC Gen Tax CAPX	CF	9300001061	8/31/2012	25.34
53482300	AWWSC Gen Tax CAPX	CF	9300001061	8/31/2012	0.04
53482300	AWWSC Gen Tax CAPX	CF	9300001062	8/31/2012	0.03
53482300	AWWSC Gen Tax CAPX	CF	9300001062	8/31/2012	0.02
53482300	AWWSC Gen Tax CAPX	CF	9300001062	8/31/2012	0.01
53482300	AWWSC Gen Tax CAPX	CF	9300001063	8/31/2012	0.03
53482300	AWWSC Gen Tax CAPX	CF	9300001063	8/31/2012	0.19
53482300	AWWSC Gen Tax CAPX	CF	9300001064	8/31/2012	1.10
53482300	AWWSC Gen Tax CAPX	CF	9300001067	8/31/2012	0.88
53482300	AWWSC Gen Tax CAPX	CF	9300001069	8/31/2012	0.35
53482300	AWWSC Gen Tax CAPX	CF	9300001071	8/31/2012	4.29
53482300	AWWSC Gen Tax CAPX	CF	9300001073	8/31/2012	0.05
53482300	AWWSC Gen Tax CAPX	CF	9300001075	8/31/2012	0.11
53482300	AWWSC Gen Tax CAPX	CF	9300001078	8/31/2012	0.71
53482300	AWWSC Gen Tax CAPX	CF	9300001081	8/31/2012	0.01
53482300	AWWSC Gen Tax CAPX	CF	9300001082	8/31/2012	0.54
53482300	AWWSC Gen Tax CAPX	CF	9300001084	8/31/2012	0.79
53482300	AWWSC Gen Tax CAPX	CF	9300001085	8/31/2012	0.03
53482300	AWWSC Gen Tax CAPX	CF	9300001087	8/31/2012	0.03
53482300	AWWSC Gen Tax CAPX	CF	9300001088	8/31/2012	0.38
53482300	AWWSC Gen Tax CAPX	CF	9300001089	8/31/2012	1.45
53482300	AWWSC Gen Tax CAPX	CF	9300001091	8/31/2012	0.28
53482300	AWWSC Gen Tax CAPX	CF	9300001093	8/31/2012	0.12
53482300	AWWSC Gen Tax CAPX	CF	9300001094	8/31/2012	0.78
53482300	AWWSC Gen Tax CAPX	CF	9300001097	8/31/2012	0.22
53482300	AWWSC Gen Tax CAPX	CF	9300001099	8/31/2012	0.36
53482300	AWWSC Gen Tax CAPX	CF	9300001107	8/31/2012	3.89
53482300	AWWSC Gen Tax CAPX	CF	9300001108	8/31/2012	26.53
53482300	AWWSC Gen Tax CAPX	CF	9300001116	8/31/2012	24.17
53482300	AWWSC Gen Tax CAPX	CF	9300001123	8/31/2012	15.17
53482300	AWWSC Gen Tax CAPX	CF	9300001137	8/31/2012	262.31
53482300	AWWSC Gen Tax CAPX	CF	9300001146	8/31/2012	11.88
53482300	AWWSC Gen Tax CAPX	CF	9300001147	8/31/2012	25.70
53482300	AWWSC Gen Tax CAPX	CF	9300001154	8/31/2012	15.34
53482300	AWWSC Gen Tax CAPX	CF	9300001160	8/31/2012	24.30
53482300	AWWSC Gen Tax CAPX	CF	9300001162	8/31/2012	1.92
53482300	AWWSC Gen Tax CAPX	CF	9300001162	8/31/2012	41.03
53482300	AWWSC Gen Tax CAPX	CF	9300001162	8/31/2012	0.36
53482300	AWWSC Gen Tax CAPX	CF	9300001163	8/31/2012	27.18
53482300	AWWSC Gen Tax CAPX	CF	9300001163	8/31/2012	4.82
53482300	AWWSC Gen Tax CAPX	CF	9300001163	8/31/2012	44.78
53482300	AWWSC Gen Tax CAPX	CF	9300001164	8/31/2012	42.74
53482300	AWWSC Gen Tax CAPX	CF	9300001164	8/31/2012	9.34
53482300	AWWSC Gen Tax CAPX	CF	9300001164	8/31/2012	1.29
53482300	AWWSC Gen Tax CAPX	UT	9300001005	8/31/2012	(240.36)
53482300	AWWSC Gen Tax CAPX	UT	9300001188	8/31/2012	(187.63)
53482300	AWWSC Gen Tax CAPX	UZ	2000000068	8/31/2012	(474.17)
53482300	AWWSC Gen Tax CAPX	UZ	2000000073	8/31/2012	(130.57)
53482300	AWWSC Gen Tax CAPX	UZ	2000000068	8/31/2012	(6.78)
53482300	AWWSC Gen Tax CAPX	UZ	2000000073	8/31/2012	(3.20)



Kentucky American Water Company  
Case No. 2012-00520  
Response to PSC DR1, Item 31

Account	Description	Doc Type	Document Number	Posting Date	Amount
53482300	AWWSC Gen Tax CAPX	UZ	2000000067	8/31/2012	(2.91)
53482300	AWWSC Gen Tax CAPX	UZ	2000000074	8/31/2012	(1.06)
53482300	AWWSC Gen Tax CAPX	UZ	2000000068	8/31/2012	(4.43)
53482300	AWWSC Gen Tax CAPX	UZ	2000000067	8/31/2012	(4.43)
53482300	AWWSC Gen Tax CAPX	UZ	2000000067	8/31/2012	(23.93)
53482300	AWWSC Gen Tax CAPX	UZ	2000000074	8/31/2012	(2.15)
53482300	AWWSC Gen Tax CAPX	UZ	2000000068	8/31/2012	(10.70)
53482300	AWWSC Gen Tax CAPX	UZ	2000000076	8/31/2012	(1.06)
53482300	AWWSC Gen Tax CAPX	UZ	2000000068	8/31/2012	(14.53)
53482300	AWWSC Gen Tax CAPX	UZ	2000000073	8/31/2012	(2.15)
53482300	AWWSC Gen Tax CAPX	UZ	2000000068	8/31/2012	(11.86)
53482300	AWWSC Gen Tax CAPX	UZ	2000000074	8/31/2012	(1.06)
53482300	AWWSC Gen Tax CAPX	UZ	2000000068	8/31/2012	(24.27)
53482300	AWWSC Gen Tax CAPX	UZ	2000000074	8/31/2012	(3.20)
53482300	AWWSC Gen Tax CAPX	UZ	2000000067	8/31/2012	(26.01)
53482300	AWWSC Gen Tax CAPX	UZ	2000000074	8/31/2012	(3.20)
53482300	AWWSC Gen Tax CAPX	UZ	2000000067	8/31/2012	(30.86)
53482300	AWWSC Gen Tax CAPX	UZ	2000000076	8/31/2012	(3.20)
53482300	AWWSC Gen Tax CAPX	UZ	2000000068	8/31/2012	(87.03)
53482300	AWWSC Gen Tax CAPX	UZ	2000000074	8/31/2012	(9.59)
53482300	AWWSC Gen Tax CAPX	UZ	2000000067	8/31/2012	(111.38)
53482300	AWWSC Gen Tax CAPX	UZ	2000000076	8/31/2012	(12.78)
53482300	AWWSC Gen Tax CAPX	UZ	2000000068	8/31/2012	(21.44)
53482300	AWWSC Gen Tax CAPX	UZ	2000000073	8/31/2012	(3.20)
53482300	AWWSC Gen Tax CAPX	UZ	2000000068	8/31/2012	(8.34)
53482300	AWWSC Gen Tax CAPX	UZ	2000000073	8/31/2012	(1.06)
53482300	AWWSC Gen Tax CAPX	UZ	2000000067	8/31/2012	(3.50)
53482300	AWWSC Gen Tax CAPX	UZ	2000000068	8/31/2012	(52.47)
53482300	AWWSC Gen Tax CAPX	UZ	2000000076	8/31/2012	(6.75)
53482300	AWWSC Gen Tax CAPX	UZ	2000000068	8/31/2012	(0.21)
53482300	AWWSC Gen Tax CAPX	UZ	2000000068	8/31/2012	(14.17)
53482300	AWWSC Gen Tax CAPX	UZ	2000000073	8/31/2012	(1.06)
53482300	AWWSC Gen Tax CAPX	UZ	2000000068	8/31/2012	(14.18)
53482300	AWWSC Gen Tax CAPX	UZ	2000000074	8/31/2012	(1.06)
53482300	AWWSC Gen Tax CAPX	UZ	2000000067	8/31/2012	(10.96)
53482300	AWWSC Gen Tax CAPX	UZ	2000000076	8/31/2012	(2.26)
53482300	AWWSC Gen Tax CAPX	UZ	2000000068	8/31/2012	(13.41)
53482300	AWWSC Gen Tax CAPX	UZ	2000000074	8/31/2012	(1.06)
53482300	AWWSC Gen Tax CAPX	UZ	2000000068	8/31/2012	(3.85)
53482300	AWWSC Gen Tax CAPX	UZ	2000000067	8/31/2012	(31.36)
53482300	AWWSC Gen Tax CAPX	UZ	2000000073	8/31/2012	(3.53)
53482300	AWWSC Gen Tax CAPX	UZ	2000000067	8/31/2012	(32.59)
53482300	AWWSC Gen Tax CAPX	UZ	2000000074	8/31/2012	(2.21)
53482300	AWWSC Gen Tax CAPX	UZ	2000000067	8/31/2012	(34.95)
53482300	AWWSC Gen Tax CAPX	UZ	2000000073	8/31/2012	(3.20)
53482300	AWWSC Gen Tax CAPX	UZ	2000000067	8/31/2012	(2.69)
53482300	AWWSC Gen Tax CAPX	UZ	2000000073	8/31/2012	(1.06)
53482300	AWWSC Gen Tax CAPX	UZ	2000000068	8/31/2012	(2.69)
53482300	AWWSC Gen Tax CAPX	UZ	2000000074	8/31/2012	(1.06)
53482300	AWWSC Gen Tax CAPX	UZ	2000000068	8/31/2012	(2.69)
53482300	AWWSC Gen Tax CAPX	UZ	2000000073	8/31/2012	(1.06)
53482300	AWWSC Gen Tax CAPX	UZ	2000000068	8/31/2012	(34.37)
53482300	AWWSC Gen Tax CAPX	UZ	2000000074	8/31/2012	(4.26)

Kentucky American Water Company  
Case No. 2012-00520  
Response to PSC DR1, Item 31

Account	Description	Doc Type	Document Number	Posting Date	Amount
53482300	AWWSC Gen Tax CAPX	UZ	2000000068	8/31/2012	(4.20)
53482300	AWWSC Gen Tax CAPX	UZ	2000000068	8/31/2012	(7.65)
53482300	AWWSC Gen Tax CAPX	UZ	2000000074	8/31/2012	(1.06)
53482300	AWWSC Gen Tax CAPX	UZ	2000000068	8/31/2012	(13.45)
53482300	AWWSC Gen Tax CAPX	UZ	2000000074	8/31/2012	(2.15)
53482300	AWWSC Gen Tax CAPX	UZ	2000000068	8/31/2012	(15.81)
53482300	AWWSC Gen Tax CAPX	UZ	2000000076	8/31/2012	(2.15)
53482300	AWWSC Gen Tax CAPX	UZ	2000000067	8/31/2012	(16.14)
53482300	AWWSC Gen Tax CAPX	UZ	2000000074	8/31/2012	(2.15)
53482300	AWWSC Gen Tax CAPX	UZ	2000000067	8/31/2012	(2.54)
53482300	AWWSC Gen Tax CAPX	UZ	2000000067	8/31/2012	(2.54)
53482300	AWWSC Gen Tax CAPX	UZ	2000000068	8/31/2012	(2.54)
53482300	AWWSC Gen Tax CAPX	UZ	2000000068	8/31/2012	(9.89)
53482300	AWWSC Gen Tax CAPX	UZ	2000000073	8/31/2012	(2.15)
53482300	AWWSC Gen Tax CAPX	UZ	2000000068	8/31/2012	(9.89)
53482300	AWWSC Gen Tax CAPX	UZ	2000000073	8/31/2012	(2.15)
53482300	AWWSC Gen Tax CAPX	UZ	2000000067	8/31/2012	(10.18)
53482300	AWWSC Gen Tax CAPX	UZ	2000000073	8/31/2012	(2.15)
53482300	AWWSC Gen Tax CAPX	UZ	2000000067	8/31/2012	(19.49)
53482300	AWWSC Gen Tax CAPX	UZ	2000000074	8/31/2012	(2.83)
53482300	AWWSC Gen Tax CAPX	UZ	2000000067	8/31/2012	(17.92)
53482300	AWWSC Gen Tax CAPX	UZ	2000000076	8/31/2012	(2.15)
53482300	AWWSC Gen Tax CAPX	UZ	2000000068	8/31/2012	(17.93)
53482300	AWWSC Gen Tax CAPX	UZ	2000000074	8/31/2012	(2.15)
53482300	AWWSC Gen Tax CAPX	UZ	2000000067	8/31/2012	(4.68)
53482300	AWWSC Gen Tax CAPX	UZ	2000000073	8/31/2012	(0.68)
53482300	AWWSC Gen Tax CAPX	UZ	2000000067	8/31/2012	(12.25)
53482300	AWWSC Gen Tax CAPX	UZ	2000000073	8/31/2012	(1.74)
53482300	AWWSC Gen Tax CAPX	UZ	2000000067	8/31/2012	(85.60)
53482300	AWWSC Gen Tax CAPX	UZ	2000000073	8/31/2012	(12.14)
53482300	AWWSC Gen Tax CAPX	UZ	2000000067	8/31/2012	(56.24)
53482300	AWWSC Gen Tax CAPX	UZ	2000000074	8/31/2012	(14.33)
53482300	AWWSC Gen Tax CAPX	UZ	2000000067	8/31/2012	(100.51)
53482300	AWWSC Gen Tax CAPX	UZ	2000000074	8/31/2012	(10.65)
53482300	AWWSC Gen Tax CAPX	UZ	2000000068	8/31/2012	(6.58)
53482300	AWWSC Gen Tax CAPX	UZ	2000000076	8/31/2012	(1.06)
53482300	AWWSC Gen Tax CAPX	UZ	2000000067	8/31/2012	(32.40)
53482300	AWWSC Gen Tax CAPX	UZ	2000000073	8/31/2012	(4.26)
53482300	AWWSC Gen Tax CAPX	UZ	2000000068	8/31/2012	(9.40)
53482300	AWWSC Gen Tax CAPX	UZ	2000000076	8/31/2012	(1.06)
53482300	AWWSC Gen Tax CAPX	UZ	2000000067	8/31/2012	(13.94)
53482300	AWWSC Gen Tax CAPX	UZ	2000000076	8/31/2012	(2.83)
53482300	AWWSC Gen Tax CAPX	UZ	2000000067	8/31/2012	(31.33)
53482300	AWWSC Gen Tax CAPX	UZ	2000000076	8/31/2012	(3.34)
53482300	AWWSC Gen Tax CAPX	UZ	2000000067	8/31/2012	(2.31)
53482300	AWWSC Gen Tax CAPX	UZ	2000000068	8/31/2012	(2.69)
53482300	AWWSC Gen Tax CAPX	UZ	2000000076	8/31/2012	(1.06)
53482300	AWWSC Gen Tax CAPX	UZ	2000000067	8/31/2012	(2.69)
53482300	AWWSC Gen Tax CAPX	UZ	2000000074	8/31/2012	(1.06)
53482300	AWWSC Gen Tax CAPX	UZ	2000000067	8/31/2012	(33.68)
53482300	AWWSC Gen Tax CAPX	UZ	2000000074	8/31/2012	(3.20)
53482300	AWWSC Gen Tax CAPX	UZ	2000000068	8/31/2012	(0.44)
53482300	AWWSC Gen Tax CAPX	UZ	2000000068	8/31/2012	(73.00)

Kentucky American Water Company  
Case No. 2012-00520  
Response to PSC DR1, Item 31

Account	Description	Doc Type	Document Number	Posting Date	Amount
53482300	AWWSC Gen Tax CAPX	UZ	2000000073	8/31/2012	(9.59)
53482300	AWWSC Gen Tax CAPX	UZ	2000000067	8/31/2012	(67.41)
53482300	AWWSC Gen Tax CAPX	UZ	2000000074	8/31/2012	(9.59)
53482300	AWWSC Gen Tax CAPX	UZ	2000000067	8/31/2012	(25.80)
53482300	AWWSC Gen Tax CAPX	UZ	2000000074	8/31/2012	(4.26)
53482300	AWWSC Gen Tax CAPX	UZ	2000000067	8/31/2012	(29.73)
53482300	AWWSC Gen Tax CAPX	UZ	2000000073	8/31/2012	(4.26)
53482300	AWWSC Gen Tax CAPX	UZ	2000000067	8/31/2012	(34.48)
53482300	AWWSC Gen Tax CAPX	UZ	2000000073	8/31/2012	(4.26)
53482300	AWWSC Gen Tax CAPX	UZ	2000000068	8/31/2012	(34.62)
53482300	AWWSC Gen Tax CAPX	UZ	2000000073	8/31/2012	(4.26)
53482300	AWWSC Gen Tax CAPX	UZ	2000000067	8/31/2012	(51.80)
53482300	AWWSC Gen Tax CAPX	UZ	2000000074	8/31/2012	(7.44)
53482300	AWWSC Gen Tax CAPX	UZ	2000000067	8/31/2012	(53.08)
53482300	AWWSC Gen Tax CAPX	UZ	2000000073	8/31/2012	(7.44)
53482300	AWWSC Gen Tax CAPX	UZ	2000000067	8/31/2012	(543.83)
53482300	AWWSC Gen Tax CAPX	UZ	2000000074	8/31/2012	(58.56)
53482300	AWWSC Gen Tax CAPX	UZ	2000000068	8/31/2012	(278.99)
53482300	AWWSC Gen Tax CAPX	UZ	2000000076	8/31/2012	(39.39)
53482300	AWWSC Gen Tax CAPX	UZ	2000000067	8/31/2012	(71.85)
53482300	AWWSC Gen Tax CAPX	UZ	2000000074	8/31/2012	(8.51)
53482300	AWWSC Gen Tax CAPX	UZ	2000000068	8/31/2012	(30.63)
53482300	AWWSC Gen Tax CAPX	UZ	2000000076	8/31/2012	(6.64)
53482300	AWWSC Gen Tax CAPX	UZ	2000000067	8/31/2012	(25.04)
53482300	AWWSC Gen Tax CAPX	UZ	2000000074	8/31/2012	(3.20)
53482300	AWWSC Gen Tax CAPX	UZ	2000000068	8/31/2012	(36.09)
53482300	AWWSC Gen Tax CAPX	UZ	2000000073	8/31/2012	(6.40)
53482300	AWWSC Gen Tax CAPX	UZ	2000000068	8/31/2012	(28.47)
53482300	AWWSC Gen Tax CAPX	UZ	2000000076	8/31/2012	(3.20)
53482300	AWWSC Gen Tax CAPX	UZ	2000000067	8/31/2012	(5.65)
53482300	AWWSC Gen Tax CAPX	UZ	2000000074	8/31/2012	(1.06)
53482300	AWWSC Gen Tax CAPX	UZ	2000000068	8/31/2012	(23.57)
53482300	AWWSC Gen Tax CAPX	UZ	2000000073	8/31/2012	(3.20)
53482300	AWWSC Gen Tax CAPX	UZ	2000000068	8/31/2012	(23.45)
53482300	AWWSC Gen Tax CAPX	UZ	2000000076	8/31/2012	(3.20)
53482300	AWWSC Gen Tax CAPX	UZ	2000000067	8/31/2012	(24.44)
53482300	AWWSC Gen Tax CAPX	UZ	2000000076	8/31/2012	(3.20)
53482300	AWWSC Gen Tax CAPX	UZ	2000000068	8/31/2012	(29.33)
53482300	AWWSC Gen Tax CAPX	UZ	2000000076	8/31/2012	(3.20)
53482300	AWWSC Gen Tax CAPX	UZ	2000000067	8/31/2012	(70.48)
53482300	AWWSC Gen Tax CAPX	UZ	2000000074	8/31/2012	(7.44)
53482300	AWWSC Gen Tax CAPX	UZ	2000000068	8/31/2012	(119.95)
53482300	AWWSC Gen Tax CAPX	UZ	2000000073	8/31/2012	(18.11)
53482300	AWWSC Gen Tax CAPX	UZ	2000000067	8/31/2012	(29.52)
53482300	AWWSC Gen Tax CAPX	UZ	2000000074	8/31/2012	(4.26)
53482300	AWWSC Gen Tax CAPX	UZ	2000000068	8/31/2012	(29.68)
53482300	AWWSC Gen Tax CAPX	UZ	2000000073	8/31/2012	(4.26)
53482300	AWWSC Gen Tax CAPX	UZ	2000000067	8/31/2012	(5.66)
53482300	AWWSC Gen Tax CAPX	UZ	2000000073	8/31/2012	(2.15)
53482300	AWWSC Gen Tax CAPX	UZ	2000000068	8/31/2012	(14.41)
53482300	AWWSC Gen Tax CAPX	UZ	2000000074	8/31/2012	(2.15)
53482300	AWWSC Gen Tax CAPX	UZ	2000000067	8/31/2012	(48.89)
53482300	AWWSC Gen Tax CAPX	UZ	2000000076	8/31/2012	(5.33)

Kentucky American Water Company  
Case No. 2012-00520  
Response to PSC DR1, Item 31

Account	Description	Doc Type	Document Number	Posting Date	Amount
53482300	AWWSC Gen Tax CAPX	UZ	2000000067	8/31/2012	(15.31)
53482300	AWWSC Gen Tax CAPX	UZ	2000000073	8/31/2012	(2.15)
53482300	AWWSC Gen Tax CAPX	UZ	2000000068	8/31/2012	(36.16)
53482300	AWWSC Gen Tax CAPX	UZ	2000000073	8/31/2012	(6.40)
53482300	AWWSC Gen Tax CAPX	UZ	2000000068	8/31/2012	(14.10)
53482300	AWWSC Gen Tax CAPX	UZ	2000000076	8/31/2012	(2.15)
53482300	AWWSC Gen Tax CAPX	UZ	2000000067	8/31/2012	(8.59)
53482300	AWWSC Gen Tax CAPX	UZ	2000000076	8/31/2012	(2.15)
53482300	AWWSC Gen Tax CAPX	UZ	2000000068	8/31/2012	(16.66)
53482300	AWWSC Gen Tax CAPX	UZ	2000000074	8/31/2012	(3.20)
53482300	AWWSC Gen Tax CAPX	UZ	2000000068	8/31/2012	(16.67)
53482300	AWWSC Gen Tax CAPX	UZ	2000000076	8/31/2012	(2.15)
53482300	AWWSC Gen Tax CAPX	UZ	2000000068	8/31/2012	(9.09)
53482300	AWWSC Gen Tax CAPX	UZ	2000000074	8/31/2012	(4.26)
53482300	AWWSC Gen Tax CAPX	UZ	2000000067	8/31/2012	(3.95)
53482300	AWWSC Gen Tax CAPX	UZ	2000000067	8/31/2012	(24.31)
53482300	AWWSC Gen Tax CAPX	UZ	2000000074	8/31/2012	(2.15)
53482300	AWWSC Gen Tax CAPX	UZ	2000000068	8/31/2012	(13.02)
53482300	AWWSC Gen Tax CAPX	UZ	2000000074	8/31/2012	(1.06)
53482300	AWWSC Gen Tax CAPX	UZ	2000000067	8/31/2012	(6.02)
53482300	AWWSC Gen Tax CAPX	UZ	2000000074	8/31/2012	(1.06)
53482300	AWWSC Gen Tax CAPX	UZ	2000000067	8/31/2012	(2.08)
53482300	AWWSC Gen Tax CAPX	UZ	2000000073	8/31/2012	(1.06)
53482300	AWWSC Gen Tax CAPX	UZ	2000000068	8/31/2012	(34.57)
53482300	AWWSC Gen Tax CAPX	UZ	2000000076	8/31/2012	(6.40)
53482300	AWWSC Gen Tax CAPX	UZ	2000000068	8/31/2012	(28.87)
53482300	AWWSC Gen Tax CAPX	UZ	2000000074	8/31/2012	(3.20)
53482300	AWWSC Gen Tax CAPX	UZ	2000000068	8/31/2012	(6.10)
53482300	AWWSC Gen Tax CAPX	UZ	2000000073	8/31/2012	(6.41)
53482300	AWWSC Gen Tax CAPX	UZ	2000000067	8/31/2012	(6.10)
53482300	AWWSC Gen Tax CAPX	UZ	2000000073	8/31/2012	(6.41)
53482300	AWWSC Gen Tax CAPX	UZ	2000000068	8/31/2012	(42.32)
53482300	AWWSC Gen Tax CAPX	UZ	2000000073	8/31/2012	0.01
53482300	AWWSC Gen Tax CAPX	UZ	2000000076	8/31/2012	(12.13)
53482300	AWWSC Gen Tax CAPX	UZ	2000000068	8/31/2012	(7.08)
53482300	AWWSC Gen Tax CAPX	UZ	2000000074	8/31/2012	(2.59)
53482300	AWWSC Gen Tax CAPX	UZ	2000000068	8/31/2012	(8.93)
53482300	AWWSC Gen Tax CAPX	UZ	2000000074	8/31/2012	(5.04)
53482300	AWWSC Gen Tax CAPX	UZ	2000000067	8/31/2012	(32.19)
53482300	AWWSC Gen Tax CAPX	UZ	2000000076	8/31/2012	(6.74)
53482300	AWWSC Gen Tax CAPX	UZ	2000000068	8/31/2012	(35.78)
53482300	AWWSC Gen Tax CAPX	UZ	2000000073	8/31/2012	(7.90)
53482400	AWWSC Interest CAPX	CF	9300001026	8/31/2012	59.88
53482400	AWWSC Interest CAPX	CF	9300001037	8/31/2012	50.19
53482400	AWWSC Interest CAPX	CF	9300001050	8/31/2012	0.05
53482400	AWWSC Interest CAPX	CF	9300001055	8/31/2012	1.78
53482400	AWWSC Interest CAPX	CF	9300001059	8/31/2012	0.11
53482400	AWWSC Interest CAPX	CF	9300001059	8/31/2012	0.11
53482400	AWWSC Interest CAPX	CF	9300001059	8/31/2012	0.84
53482400	AWWSC Interest CAPX	CF	9300001059	8/31/2012	0.86
53482400	AWWSC Interest CAPX	CF	9300001060	8/31/2012	8.70
53482400	AWWSC Interest CAPX	CF	9300001060	8/31/2012	66.85
53482400	AWWSC Interest CAPX	CF	9300001061	8/31/2012	0.46

Kentucky American Water Company  
Case No. 2012-00520  
Response to PSC DR1, Item 31

Account	Description	Doc Type	Document Number	Posting Date	Amount
53482400	AWWSC Interest CAPX	CF	9300001061	8/31/2012	3.51
53482400	AWWSC Interest CAPX	CF	9300001061	8/31/2012	0.57
53482400	AWWSC Interest CAPX	CF	9300001064	8/31/2012	0.15
53482400	AWWSC Interest CAPX	CF	9300001064	8/31/2012	2.95
53482400	AWWSC Interest CAPX	CF	9300001073	8/31/2012	8.28
53482400	AWWSC Interest CAPX	CF	9300001080	8/31/2012	0.05
53482400	AWWSC Interest CAPX	CF	9300001124	8/31/2012	448.87
53482400	AWWSC Interest CAPX	CF	9300001138	8/31/2012	7.58
53482400	AWWSC Interest CAPX	CF	9300001164	8/31/2012	33.49
53482400	AWWSC Interest CAPX	UT	9300001188	8/31/2012	(42.32)
53482400	AWWSC Interest CAPX	UZ	2000000076	8/31/2012	(72.06)
53482400	AWWSC Interest CAPX	UZ	2000000076	8/31/2012	(3.57)
53482400	AWWSC Interest CAPX	UZ	2000000073	8/31/2012	(1.19)
53482400	AWWSC Interest CAPX	UZ	2000000076	8/31/2012	(2.38)
53482400	AWWSC Interest CAPX	UZ	2000000074	8/31/2012	(1.19)
53482400	AWWSC Interest CAPX	UZ	2000000074	8/31/2012	(2.38)
53482400	AWWSC Interest CAPX	UZ	2000000074	8/31/2012	(1.19)
53482400	AWWSC Interest CAPX	UZ	2000000073	8/31/2012	(3.57)
53482400	AWWSC Interest CAPX	UZ	2000000074	8/31/2012	(3.57)
53482400	AWWSC Interest CAPX	UZ	2000000074	8/31/2012	(3.57)
53482400	AWWSC Interest CAPX	UZ	2000000074	8/31/2012	(10.70)
53482400	AWWSC Interest CAPX	UZ	2000000076	8/31/2012	(14.25)
53482400	AWWSC Interest CAPX	UZ	2000000073	8/31/2012	(3.57)
53482400	AWWSC Interest CAPX	UZ	2000000076	8/31/2012	(1.19)
53482400	AWWSC Interest CAPX	UZ	2000000076	8/31/2012	(6.66)
53482400	AWWSC Interest CAPX	UZ	2000000076	8/31/2012	(1.19)
53482400	AWWSC Interest CAPX	UZ	2000000074	8/31/2012	(1.19)
53482400	AWWSC Interest CAPX	UZ	2000000074	8/31/2012	(5.35)
53482400	AWWSC Interest CAPX	UZ	2000000074	8/31/2012	(1.19)
53482400	AWWSC Interest CAPX	UZ	2000000073	8/31/2012	(3.91)
53482400	AWWSC Interest CAPX	UZ	2000000074	8/31/2012	(2.49)
53482400	AWWSC Interest CAPX	UZ	2000000074	8/31/2012	(3.57)
53482400	AWWSC Interest CAPX	UZ	2000000074	8/31/2012	(1.19)
53482400	AWWSC Interest CAPX	UZ	2000000076	8/31/2012	(1.19)
53482400	AWWSC Interest CAPX	UZ	2000000073	8/31/2012	(1.19)
53482400	AWWSC Interest CAPX	UZ	2000000076	8/31/2012	(4.75)
53482400	AWWSC Interest CAPX	UZ	2000000074	8/31/2012	(1.19)
53482400	AWWSC Interest CAPX	UZ	2000000074	8/31/2012	(2.38)
53482400	AWWSC Interest CAPX	UZ	2000000076	8/31/2012	(2.38)
53482400	AWWSC Interest CAPX	UZ	2000000076	8/31/2012	(2.38)
53482400	AWWSC Interest CAPX	UZ	2000000076	8/31/2012	(2.38)
53482400	AWWSC Interest CAPX	UZ	2000000074	8/31/2012	(2.38)
53482400	AWWSC Interest CAPX	UZ	2000000073	8/31/2012	(3.06)
53482400	AWWSC Interest CAPX	UZ	2000000073	8/31/2012	(2.38)
53482400	AWWSC Interest CAPX	UZ	2000000076	8/31/2012	(2.38)
53482400	AWWSC Interest CAPX	UZ	2000000076	8/31/2012	(0.68)
53482400	AWWSC Interest CAPX	UZ	2000000074	8/31/2012	(1.87)
53482400	AWWSC Interest CAPX	UZ	2000000073	8/31/2012	(13.74)
53482400	AWWSC Interest CAPX	UZ	2000000074	8/31/2012	(16.22)
53482400	AWWSC Interest CAPX	UZ	2000000073	8/31/2012	(11.88)
53482400	AWWSC Interest CAPX	UZ	2000000074	8/31/2012	(1.19)
53482400	AWWSC Interest CAPX	UZ	2000000073	8/31/2012	(4.75)

Kentucky American Water Company  
Case No. 2012-00520  
Response to PSC DR1, Item 31

Account	Description	Doc Type	Document Number	Posting Date	Amount
53482400	AWWSC Interest CAPX	UZ	2000000074	8/31/2012	(1.19)
53482400	AWWSC Interest CAPX	UZ	2000000073	8/31/2012	(0.55)
53482400	AWWSC Interest CAPX	UZ	2000000076	8/31/2012	(3.79)
53482400	AWWSC Interest CAPX	UZ	2000000073	8/31/2012	(1.19)
53482400	AWWSC Interest CAPX	UZ	2000000076	8/31/2012	(1.19)
53482400	AWWSC Interest CAPX	UZ	2000000076	8/31/2012	(3.57)
53482400	AWWSC Interest CAPX	UZ	2000000073	8/31/2012	(10.70)
53482400	AWWSC Interest CAPX	UZ	2000000074	8/31/2012	(10.70)
53482400	AWWSC Interest CAPX	UZ	2000000076	8/31/2012	(4.75)
53482400	AWWSC Interest CAPX	UZ	2000000073	8/31/2012	(4.75)
53482400	AWWSC Interest CAPX	UZ	2000000073	8/31/2012	(4.75)
53482400	AWWSC Interest CAPX	UZ	2000000074	8/31/2012	(4.75)
53482400	AWWSC Interest CAPX	UZ	2000000073	8/31/2012	(8.32)
53482400	AWWSC Interest CAPX	UZ	2000000074	8/31/2012	(8.32)
53482400	AWWSC Interest CAPX	UZ	2000000074	8/31/2012	(65.35)
53482400	AWWSC Interest CAPX	UZ	2000000074	8/31/2012	(43.96)
53482400	AWWSC Interest CAPX	UZ	2000000074	8/31/2012	(9.51)
53482400	AWWSC Interest CAPX	UZ	2000000074	8/31/2012	(6.51)
53482400	AWWSC Interest CAPX	UZ	2000000074	8/31/2012	(3.57)
53482400	AWWSC Interest CAPX	UZ	2000000076	8/31/2012	(7.13)
53482400	AWWSC Interest CAPX	UZ	2000000073	8/31/2012	(3.57)
53482400	AWWSC Interest CAPX	UZ	2000000073	8/31/2012	(1.19)
53482400	AWWSC Interest CAPX	UZ	2000000076	8/31/2012	(3.57)
53482400	AWWSC Interest CAPX	UZ	2000000073	8/31/2012	(3.57)
53482400	AWWSC Interest CAPX	UZ	2000000074	8/31/2012	(3.57)
53482400	AWWSC Interest CAPX	UZ	2000000073	8/31/2012	(3.57)
53482400	AWWSC Interest CAPX	UZ	2000000074	8/31/2012	(8.32)
53482400	AWWSC Interest CAPX	UZ	2000000076	8/31/2012	(20.20)
53482400	AWWSC Interest CAPX	UZ	2000000076	8/31/2012	(4.75)
53482400	AWWSC Interest CAPX	UZ	2000000074	8/31/2012	(4.75)
53482400	AWWSC Interest CAPX	UZ	2000000074	8/31/2012	(2.38)
53482400	AWWSC Interest CAPX	UZ	2000000073	8/31/2012	(2.38)
53482400	AWWSC Interest CAPX	UZ	2000000073	8/31/2012	(5.94)
53482400	AWWSC Interest CAPX	UZ	2000000074	8/31/2012	(2.38)
53482400	AWWSC Interest CAPX	UZ	2000000074	8/31/2012	(7.13)
53482400	AWWSC Interest CAPX	UZ	2000000076	8/31/2012	(2.38)
53482400	AWWSC Interest CAPX	UZ	2000000076	8/31/2012	(2.38)
53482400	AWWSC Interest CAPX	UZ	2000000074	8/31/2012	(3.57)
53482400	AWWSC Interest CAPX	UZ	2000000076	8/31/2012	(2.38)
53482400	AWWSC Interest CAPX	UZ	2000000073	8/31/2012	(4.75)
53482400	AWWSC Interest CAPX	UZ	2000000076	8/31/2012	(2.38)
53482400	AWWSC Interest CAPX	UZ	2000000073	8/31/2012	(1.19)
53482400	AWWSC Interest CAPX	UZ	2000000076	8/31/2012	(1.19)
53482400	AWWSC Interest CAPX	UZ	2000000076	8/31/2012	(1.19)
53482400	AWWSC Interest CAPX	UZ	2000000076	8/31/2012	(7.13)
53482400	AWWSC Interest CAPX	UZ	2000000076	8/31/2012	(3.57)
53482400	AWWSC Interest CAPX	UZ	2000000074	8/31/2012	(14.97)
53482400	AWWSC Interest CAPX	UZ	2000000074	8/31/2012	(14.97)
53482400	AWWSC Interest CAPX	UZ	2000000073	8/31/2012	(27.40)
53482400	AWWSC Interest CAPX	UZ	2000000073	8/31/2012	(5.69)
53482400	AWWSC Interest CAPX	UZ	2000000076	8/31/2012	(11.75)
53482400	AWWSC Interest CAPX	UZ	2000000074	8/31/2012	(15.31)
53482400	AWWSC Interest CAPX	UZ	2000000074	8/31/2012	(17.07)

Kentucky American Water Company  
Case No. 2012-00520  
Response to PSC DR1, Item 31

Account	Description	Doc Type	Document Number	Posting Date	Amount
53482600	AWWSC Inc Tax CAPX	CF	9300001037	8/31/2012	268.76
53482600	AWWSC Inc Tax CAPX	UZ	2000000074	8/31/2012	(13.05)
53482600	AWWSC Inc Tax CAPX	UZ	2000000074	8/31/2012	(36.53)
53482600	AWWSC Inc Tax CAPX	UZ	2000000073	8/31/2012	(36.53)
53482600	AWWSC Inc Tax CAPX	UZ	2000000074	8/31/2012	(65.23)
53482600	AWWSC Inc Tax CAPX	UZ	2000000076	8/31/2012	(13.05)
53482600	AWWSC Inc Tax CAPX	UZ	2000000074	8/31/2012	(28.70)
53482600	AWWSC Inc Tax CAPX	UZ	2000000074	8/31/2012	(36.53)
53482600	AWWSC Inc Tax CAPX	UZ	2000000073	8/31/2012	(39.14)
54110000	Rents-Real Prop	CS	9300000472	8/31/2012	(100.00)
54110014	Rents-Real Prop TD	CS	9300000472	8/31/2012	100.00
54140000	Rents-Equip	CS	9300000417	8/31/2012	(422.86)
54140000	Rents-Equip	CS	9300000428	8/31/2012	(732.53)
54140000	Rents-Equip	CS	9300000438	8/31/2012	(199.13)
54140000	Rents-Equip	CS	9300000295	8/31/2012	(138.97)
54140000	Rents-Equip	CS	9300000442	8/31/2012	(1,550.42)
54140000	Rents-Equip	CS	9300000422	8/31/2012	(383.65)
54140016	Rents-Equip AG	CS	9300000417	8/31/2012	422.86
54140016	Rents-Equip AG	CS	9300000428	8/31/2012	732.53
54140016	Rents-Equip AG	CS	9300000438	8/31/2012	199.13
54140016	Rents-Equip AG	CS	9300000295	8/31/2012	138.97
54140016	Rents-Equip AG	CS	9300000442	8/31/2012	1,550.42
54140016	Rents-Equip AG	CS	9300000422	8/31/2012	383.65
55000000	Transportation (O&M)	SV	100001027	8/31/2012	1,932.96
55000000	Transportation (O&M)	CF	9300000482	8/31/2012	68.61
55000000	Transportation (O&M)	CF	9300000482	8/31/2012	(68.61)
55000000	Transportation (O&M)	CF	9300000491	8/31/2012	(68.61)
55000000	Transportation (O&M)	CF	9300000491	8/31/2012	68.61
55000000	Transportation (O&M)	CF	9300001206	8/31/2012	4,858.37
55000000	Transportation (O&M)	CF	9300001206	8/31/2012	26,405.69
55000000	Transportation (O&M)	CF	9300001206	8/31/2012	2,639.80
55000000	Transportation (O&M)	CF	9300001206	8/31/2012	330.03
55000000	Transportation (O&M)	CF	9300001206	8/31/2012	84.24
55000000	Transportation (O&M)	CF	9300001206	8/31/2012	(4,858.37)
55000000	Transportation (O&M)	CF	9300001206	8/31/2012	(26,405.69)
55000000	Transportation (O&M)	CF	9300001206	8/31/2012	(2,639.80)
55000000	Transportation (O&M)	CF	9300001206	8/31/2012	(330.03)
55000000	Transportation (O&M)	CF	9300001206	8/31/2012	(84.24)
55000000	Transportation (O&M)	CF	9300001329	8/31/2012	(4,858.37)
55000000	Transportation (O&M)	CF	9300001329	8/31/2012	(26,405.69)
55000000	Transportation (O&M)	CF	9300001329	8/31/2012	(2,639.80)
55000000	Transportation (O&M)	CF	9300001329	8/31/2012	(330.03)
55000000	Transportation (O&M)	CF	9300001329	8/31/2012	(84.24)
55000000	Transportation (O&M)	CF	9300001329	8/31/2012	4,858.37
55000000	Transportation (O&M)	CF	9300001329	8/31/2012	26,405.69
55000000	Transportation (O&M)	CF	9300001329	8/31/2012	2,639.80
55000000	Transportation (O&M)	CF	9300001329	8/31/2012	330.03
55000000	Transportation (O&M)	CF	9300001329	8/31/2012	84.24
55000000	Transportation (O&M)	CF	9300001330	8/31/2012	4,858.37
55000000	Transportation (O&M)	CF	9300001330	8/31/2012	26,405.69
55000000	Transportation (O&M)	CF	9300001330	8/31/2012	2,639.80
55000000	Transportation (O&M)	CF	9300001330	8/31/2012	330.03
55000000	Transportation (O&M)	CF	9300001330	8/31/2012	84.24

Kentucky American Water Company  
Case No. 2012-00520  
Response to PSC DR1, Item 31

Account	Description	Doc Type	Document Number	Posting Date	Amount
55000000	Transportation (O&M)	CF	9300001330	8/31/2012	(4,858.37)
55000000	Transportation (O&M)	CF	9300001330	8/31/2012	(26,405.69)
55000000	Transportation (O&M)	CF	9300001330	8/31/2012	(2,639.80)
55000000	Transportation (O&M)	CF	9300001330	8/31/2012	(330.03)
55000000	Transportation (O&M)	CF	9300001330	8/31/2012	(84.24)
55000000	Transportation (O&M)	CF	9300001333	8/31/2012	(664.26)
55000000	Transportation (O&M)	CF	9300001333	8/31/2012	664.26
55000000	Transportation (O&M)	CF	9300001335	8/31/2012	(33.33)
55000000	Transportation (O&M)	CF	9300001335	8/31/2012	33.33
55000000	Transportation (O&M)	CF	9300001337	8/31/2012	(276.42)
55000000	Transportation (O&M)	CF	9300001337	8/31/2012	276.42
55000000	Transportation (O&M)	CF	9300001339	8/31/2012	(1,946.32)
55000000	Transportation (O&M)	CF	9300001339	8/31/2012	1,946.32
55000000	Transportation (O&M)	CF	9300001341	8/31/2012	(430.83)
55000000	Transportation (O&M)	CF	9300001341	8/31/2012	430.83
55000000	Transportation (O&M)	CF	9300001343	8/31/2012	(862.34)
55000000	Transportation (O&M)	CF	9300001343	8/31/2012	862.34
55000000	Transportation (O&M)	CF	9300001345	8/31/2012	(10.24)
55000000	Transportation (O&M)	CF	9300001345	8/31/2012	10.24
55000000	Transportation (O&M)	CF	9300001347	8/31/2012	(1,174.33)
55000000	Transportation (O&M)	CF	9300001347	8/31/2012	1,174.33
55000000	Transportation (O&M)	CF	9300001349	8/31/2012	(335.24)
55000000	Transportation (O&M)	CF	9300001349	8/31/2012	335.24
55000000	Transportation (O&M)	CF	9300001351	8/31/2012	(130.42)
55000000	Transportation (O&M)	CF	9300001351	8/31/2012	130.42
55000000	Transportation (O&M)	CF	9300001353	8/31/2012	(84.19)
55000000	Transportation (O&M)	CF	9300001353	8/31/2012	84.19
55000000	Transportation (O&M)	CF	9300001355	8/31/2012	(17.92)
55000000	Transportation (O&M)	CF	9300001355	8/31/2012	17.92
55000000	Transportation (O&M)	CF	9300001357	8/31/2012	(775.48)
55000000	Transportation (O&M)	CF	9300001357	8/31/2012	775.48
55000000	Transportation (O&M)	CF	9300001359	8/31/2012	(2,497.53)
55000000	Transportation (O&M)	CF	9300001359	8/31/2012	2,497.53
55000000	Transportation (O&M)	CF	9300001361	8/31/2012	(44.06)
55000000	Transportation (O&M)	CF	9300001361	8/31/2012	44.06
55000000	Transportation (O&M)	CF	9300001363	8/31/2012	(72.65)
55000000	Transportation (O&M)	CF	9300001363	8/31/2012	72.65
55000000	Transportation (O&M)	CF	9300001365	8/31/2012	(21.78)
55000000	Transportation (O&M)	CF	9300001365	8/31/2012	21.78
55000000	Transportation (O&M)	CF	9300001367	8/31/2012	(1,564.14)
55000000	Transportation (O&M)	CF	9300001367	8/31/2012	1,564.14
55000000	Transportation (O&M)	CF	9300001369	8/31/2012	(484.44)
55000000	Transportation (O&M)	CF	9300001369	8/31/2012	484.44
55000000	Transportation (O&M)	CF	9300001371	8/31/2012	(1,322.55)
55000000	Transportation (O&M)	CF	9300001371	8/31/2012	1,322.55
55000000	Transportation (O&M)	CF	9300001373	8/31/2012	(214.56)
55000000	Transportation (O&M)	CF	9300001373	8/31/2012	214.56
55000000	Transportation (O&M)	CF	9300001375	8/31/2012	(552.42)
55000000	Transportation (O&M)	CF	9300001375	8/31/2012	552.42
55000000	Transportation (O&M)	CF	9300001377	8/31/2012	(993.55)
55000000	Transportation (O&M)	CF	9300001377	8/31/2012	993.55
55000000	Transportation (O&M)	CF	9300001379	8/31/2012	(6,065.10)
55000000	Transportation (O&M)	CF	9300001379	8/31/2012	6,065.10



Kentucky American Water Company  
Case No. 2012-00520  
Response to PSC DR1, Item 31

Account	Description	Doc Type	Document Number	Posting Date	Amount
55000000	Transportation (O&M)	CF	9300001381	8/31/2012	(616.78)
55000000	Transportation (O&M)	CF	9300001381	8/31/2012	616.78
55000000	Transportation (O&M)	CF	9300001383	8/31/2012	59.77
55000000	Transportation (O&M)	CF	9300001383	8/31/2012	(59.77)
55000000	Transportation (O&M)	CF	9300001385	8/31/2012	(10.30)
55000000	Transportation (O&M)	CF	9300001385	8/31/2012	10.30
55000000	Transportation (O&M)	CF	9300001387	8/31/2012	(135.55)
55000000	Transportation (O&M)	CF	9300001387	8/31/2012	135.55
55000000	Transportation (O&M)	CF	9300001389	8/31/2012	(132.59)
55000000	Transportation (O&M)	CF	9300001389	8/31/2012	132.59
55000000	Transportation (O&M)	CF	9300001391	8/31/2012	(122.59)
55000000	Transportation (O&M)	CF	9300001391	8/31/2012	122.59
55000000	Transportation (O&M)	CF	9300001393	8/31/2012	(6.85)
55000000	Transportation (O&M)	CF	9300001393	8/31/2012	6.85
55000000	Transportation (O&M)	CF	9300001395	8/31/2012	(88.63)
55000000	Transportation (O&M)	CF	9300001395	8/31/2012	88.63
55000000	Transportation (O&M)	CF	9300001397	8/31/2012	(95.34)
55000000	Transportation (O&M)	CF	9300001397	8/31/2012	95.34
55000000	Transportation (O&M)	CF	9300001399	8/31/2012	(92.99)
55000000	Transportation (O&M)	CF	9300001399	8/31/2012	92.99
55000000	Transportation (O&M)	CF	9300001401	8/31/2012	(6,039.15)
55000000	Transportation (O&M)	CF	9300001401	8/31/2012	6,039.15
55000000	Transportation (O&M)	CF	9300001403	8/31/2012	(207.44)
55000000	Transportation (O&M)	CF	9300001403	8/31/2012	207.44
55000000	Transportation (O&M)	CF	9300001405	8/31/2012	(77.70)
55000000	Transportation (O&M)	CF	9300001405	8/31/2012	77.70
55000000	Transportation (O&M)	CF	9300001407	8/31/2012	(130.66)
55000000	Transportation (O&M)	CF	9300001407	8/31/2012	130.66
55000000	Transportation (O&M)	CF	9300001409	8/31/2012	(582.25)
55000000	Transportation (O&M)	CF	9300001409	8/31/2012	582.25
55000000	Transportation (O&M)	CF	9300000056	8/31/2012	27.38
55000000	Transportation (O&M)	CF	9300000056	8/31/2012	(27.38)
55000000	Transportation (O&M)	CF	9300000057	8/31/2012	10.65
55000000	Transportation (O&M)	CF	9300000057	8/31/2012	(10.65)
55000000	Transportation (O&M)	CF	9300000058	8/31/2012	866.37
55000000	Transportation (O&M)	CF	9300000058	8/31/2012	(866.37)
55000000	Transportation (O&M)	CF	9300000059	8/31/2012	8.28
55000000	Transportation (O&M)	CF	9300000059	8/31/2012	(8.28)
55000000	Transportation (O&M)	CF	9300000060	8/31/2012	136.33
55000000	Transportation (O&M)	CF	9300000060	8/31/2012	(136.33)
55000000	Transportation (O&M)	CF	9300000061	8/31/2012	187.15
55000000	Transportation (O&M)	CF	9300000061	8/31/2012	(187.15)
55000000	Transportation (O&M)	CF	9300000062	8/31/2012	246.10
55000000	Transportation (O&M)	CF	9300000062	8/31/2012	(246.10)
55000000	Transportation (O&M)	CF	9300000063	8/31/2012	39.50
55000000	Transportation (O&M)	CF	9300000063	8/31/2012	(39.50)
55000000	Transportation (O&M)	CF	9300000064	8/31/2012	1,110.40
55000000	Transportation (O&M)	CF	9300000064	8/31/2012	(1,110.40)
55000000	Transportation (O&M)	CF	9300000065	8/31/2012	26.09
55000000	Transportation (O&M)	CF	9300000065	8/31/2012	(26.09)
55000000	Transportation (O&M)	CF	9300000066	8/31/2012	42.48
55000000	Transportation (O&M)	CF	9300000066	8/31/2012	(42.48)
55000000	Transportation (O&M)	CF	9300000067	8/31/2012	2.48

Kentucky American Water Company  
Case No. 2012-00520  
Response to PSC DR1, Item 31

Account	Description	Doc Type	Document Number	Posting Date	Amount
55000000	Transportation (O&M)	CF	9300000067	8/31/2012	(2.48)
55000000	Transportation (O&M)	CF	9300000068	8/31/2012	32.16
55000000	Transportation (O&M)	CF	9300000068	8/31/2012	(32.16)
55000000	Transportation (O&M)	CF	9300000069	8/31/2012	33.25
55000000	Transportation (O&M)	CF	9300000069	8/31/2012	(33.25)
55000000	Transportation (O&M)	CF	9300000070	8/31/2012	371.85
55000000	Transportation (O&M)	CF	9300000070	8/31/2012	(371.85)
55000000	Transportation (O&M)	CF	9300000071	8/31/2012	29.37
55000000	Transportation (O&M)	CF	9300000071	8/31/2012	(29.37)
55000000	Transportation (O&M)	CF	9300000072	8/31/2012	230.68
55000000	Transportation (O&M)	CF	9300000072	8/31/2012	(230.68)
55000000	Transportation (O&M)	CF	9300000073	8/31/2012	68.10
55000000	Transportation (O&M)	CF	9300000073	8/31/2012	(68.10)
55000000	Transportation (O&M)	CF	9300000074	8/31/2012	49.39
55000000	Transportation (O&M)	CF	9300000074	8/31/2012	(49.39)
55000000	Transportation (O&M)	CF	9300000075	8/31/2012	12.40
55000000	Transportation (O&M)	CF	9300000075	8/31/2012	(12.40)
55000000	Transportation (O&M)	CF	9300000076	8/31/2012	145.04
55000000	Transportation (O&M)	CF	9300000076	8/31/2012	(145.04)
55000000	Transportation (O&M)	CF	9300000077	8/31/2012	86.89
55000000	Transportation (O&M)	CF	9300000077	8/31/2012	(86.89)
55000000	Transportation (O&M)	CF	9300000078	8/31/2012	38.32
55000000	Transportation (O&M)	CF	9300000078	8/31/2012	(38.32)
55000000	Transportation (O&M)	CF	9300000079	8/31/2012	2.54
55000000	Transportation (O&M)	CF	9300000079	8/31/2012	(2.54)
55000000	Transportation (O&M)	CF	9300000080	8/31/2012	322.26
55000000	Transportation (O&M)	CF	9300000080	8/31/2012	(322.26)
55000000	Transportation (O&M)	CF	9300000081	8/31/2012	129.73
55000000	Transportation (O&M)	CF	9300000081	8/31/2012	(129.73)
55000000	Transportation (O&M)	CF	9300000082	8/31/2012	43.71
55000000	Transportation (O&M)	CF	9300000082	8/31/2012	(43.71)
55000000	Transportation (O&M)	CF	9300000083	8/31/2012	21.55
55000000	Transportation (O&M)	CF	9300000083	8/31/2012	(21.55)
55000000	Transportation (O&M)	CF	9300000084	8/31/2012	5.08
55000000	Transportation (O&M)	CF	9300000084	8/31/2012	(5.08)
55000000	Transportation (O&M)	CF	9300000085	8/31/2012	16.79
55000000	Transportation (O&M)	CF	9300000085	8/31/2012	(16.79)
55000000	Transportation (O&M)	CF	9300000086	8/31/2012	79.89
55000000	Transportation (O&M)	CF	9300000086	8/31/2012	(79.89)
55000000	Transportation (O&M)	CF	9300000087	8/31/2012	23.18
55000000	Transportation (O&M)	CF	9300000087	8/31/2012	(23.18)
55000000	Transportation (O&M)	CF	9300000088	8/31/2012	178.79
55000000	Transportation (O&M)	CF	9300000088	8/31/2012	(178.79)
55000000	Transportation (O&M)	CF	9300000089	8/31/2012	41.52
55000000	Transportation (O&M)	CF	9300000089	8/31/2012	(41.52)
55000000	Transportation (O&M)	CF	9300000090	8/31/2012	100.37
55000000	Transportation (O&M)	CF	9300000090	8/31/2012	(100.37)
55000000	Transportation (O&M)	CF	9300000091	8/31/2012	202.43
55000000	Transportation (O&M)	CF	9300000091	8/31/2012	(202.43)
55000000	Transportation (O&M)	CF	9300000092	8/31/2012	17.62
55000000	Transportation (O&M)	CF	9300000092	8/31/2012	(17.62)
55000000	Transportation (O&M)	CF	9300000093	8/31/2012	20.74
55000000	Transportation (O&M)	CF	9300000093	8/31/2012	(20.74)

Kentucky American Water Company  
Case No. 2012-00520  
Response to PSC DR1, Item 31

Account	Description	Doc Type	Document Number	Posting Date	Amount
55000000	Transportation (O&M)	CF	9300000094	8/31/2012	4.91
55000000	Transportation (O&M)	CF	9300000094	8/31/2012	(4.91)
55000000	Transportation (O&M)	CF	9300000095	8/31/2012	4.91
55000000	Transportation (O&M)	CF	9300000095	8/31/2012	(4.91)
55000000	Transportation (O&M)	CF	9300000096	8/31/2012	10.33
55000000	Transportation (O&M)	CF	9300000096	8/31/2012	(10.33)
55000000	Transportation (O&M)	CF	9300000097	8/31/2012	48.83
55000000	Transportation (O&M)	CF	9300000097	8/31/2012	(48.83)
55000000	Transportation (O&M)	CF	9300000098	8/31/2012	6.89
55000000	Transportation (O&M)	CF	9300000098	8/31/2012	(6.89)
55000000	Transportation (O&M)	CF	9300000099	8/31/2012	24.62
55000000	Transportation (O&M)	CF	9300000099	8/31/2012	(24.62)
55000000	Transportation (O&M)	CF	9300000100	8/31/2012	16.25
55000000	Transportation (O&M)	CF	9300000100	8/31/2012	(16.25)
55000000	Transportation (O&M)	CF	9300000101	8/31/2012	25.67
55000000	Transportation (O&M)	CF	9300000101	8/31/2012	(25.67)
55000000	Transportation (O&M)	CF	9300000102	8/31/2012	135.82
55000000	Transportation (O&M)	CF	9300000102	8/31/2012	(135.82)
55000000	Transportation (O&M)	CF	9300000103	8/31/2012	3.00
55000000	Transportation (O&M)	CF	9300000103	8/31/2012	(3.00)
55000000	Transportation (O&M)	CF	9300000104	8/31/2012	3.31
55000000	Transportation (O&M)	CF	9300000104	8/31/2012	(3.31)
55000000	Transportation (O&M)	CF	9300000105	8/31/2012	14.74
55000000	Transportation (O&M)	CF	9300000105	8/31/2012	(14.74)
55000000	Transportation (O&M)	CF	9300000106	8/31/2012	10.04
55000000	Transportation (O&M)	CF	9300000106	8/31/2012	(10.04)
55000000	Transportation (O&M)	CF	9300000107	8/31/2012	66.24
55000000	Transportation (O&M)	CF	9300000107	8/31/2012	(66.24)
55000000	Transportation (O&M)	CF	9300000108	8/31/2012	11.06
55000000	Transportation (O&M)	CF	9300000108	8/31/2012	(11.06)
55000000	Transportation (O&M)	CF	9300000109	8/31/2012	47.50
55000000	Transportation (O&M)	CF	9300000109	8/31/2012	(47.50)
55000000	Transportation (O&M)	CF	9300000110	8/31/2012	10.91
55000000	Transportation (O&M)	CF	9300000110	8/31/2012	(10.91)
55000000	Transportation (O&M)	CF	9300000111	8/31/2012	0.24
55000000	Transportation (O&M)	CF	9300000111	8/31/2012	(0.24)
55000000	Transportation (O&M)	CF	9300000112	8/31/2012	64.67
55000000	Transportation (O&M)	CF	9300000112	8/31/2012	(64.67)
55000000	Transportation (O&M)	CF	9300000113	8/31/2012	28.49
55000000	Transportation (O&M)	CF	9300000113	8/31/2012	(28.49)
55000000	Transportation (O&M)	CF	9300000114	8/31/2012	7.74
55000000	Transportation (O&M)	CF	9300000114	8/31/2012	(7.74)
55000000	Transportation (O&M)	CF	9300000115	8/31/2012	9.90
55000000	Transportation (O&M)	CF	9300000115	8/31/2012	(9.90)
55000000	Transportation (O&M)	CF	9300000116	8/31/2012	4.37
55000000	Transportation (O&M)	CF	9300000116	8/31/2012	(4.37)
55000000	Transportation (O&M)	CF	9300000117	8/31/2012	3.33
55000000	Transportation (O&M)	CF	9300000117	8/31/2012	(3.33)
55000000	Transportation (O&M)	CF	9300000118	8/31/2012	13.42
55000000	Transportation (O&M)	CF	9300000118	8/31/2012	(13.42)
55000000	Transportation (O&M)	CF	9300000119	8/31/2012	0.83
55000000	Transportation (O&M)	CF	9300000119	8/31/2012	(0.83)
55000000	Transportation (O&M)	CF	9300000120	8/31/2012	30.95

Kentucky American Water Company  
Case No. 2012-00520  
Response to PSC DR1, Item 31

Account	Description	Doc Type	Document Number	Posting Date	Amount
55000000	Transportation (O&M)	CF	9300000120	8/31/2012	(30.95)
55000000	Transportation (O&M)	CF	9300000123	8/31/2012	(27.38)
55000000	Transportation (O&M)	CF	9300000123	8/31/2012	27.38
55000000	Transportation (O&M)	CF	9300000125	8/31/2012	(8.28)
55000000	Transportation (O&M)	CF	9300000125	8/31/2012	8.28
55000000	Transportation (O&M)	CF	9300000127	8/31/2012	(136.33)
55000000	Transportation (O&M)	CF	9300000127	8/31/2012	136.33
55000000	Transportation (O&M)	CF	9300000131	8/31/2012	(322.26)
55000000	Transportation (O&M)	CF	9300000131	8/31/2012	322.26
55000000	Transportation (O&M)	CF	9300000134	8/31/2012	(49.39)
55000000	Transportation (O&M)	CF	9300000134	8/31/2012	49.39
55000000	Transportation (O&M)	CF	9300000136	8/31/2012	(145.04)
55000000	Transportation (O&M)	CF	9300000136	8/31/2012	145.04
55000000	Transportation (O&M)	CF	9300000140	8/31/2012	(2.48)
55000000	Transportation (O&M)	CF	9300000140	8/31/2012	2.48
55000000	Transportation (O&M)	CF	9300000142	8/31/2012	(187.15)
55000000	Transportation (O&M)	CF	9300000142	8/31/2012	187.15
55000000	Transportation (O&M)	CF	9300000145	8/31/2012	(39.50)
55000000	Transportation (O&M)	CF	9300000145	8/31/2012	39.50
55000000	Transportation (O&M)	CF	9300000149	8/31/2012	(32.16)
55000000	Transportation (O&M)	CF	9300000149	8/31/2012	32.16
55000000	Transportation (O&M)	CF	9300000151	8/31/2012	(41.52)
55000000	Transportation (O&M)	CF	9300000151	8/31/2012	41.52
55000000	Transportation (O&M)	CF	9300000154	8/31/2012	(2.54)
55000000	Transportation (O&M)	CF	9300000154	8/31/2012	2.54
55000000	Transportation (O&M)	CF	9300000156	8/31/2012	(129.73)
55000000	Transportation (O&M)	CF	9300000156	8/31/2012	129.73
55000000	Transportation (O&M)	CF	9300000159	8/31/2012	(371.85)
55000000	Transportation (O&M)	CF	9300000159	8/31/2012	371.85
55000000	Transportation (O&M)	CF	9300000162	8/31/2012	(16.79)
55000000	Transportation (O&M)	CF	9300000162	8/31/2012	16.79
55000000	Transportation (O&M)	CF	9300000165	8/31/2012	(230.68)
55000000	Transportation (O&M)	CF	9300000165	8/31/2012	230.68
55000000	Transportation (O&M)	CF	9300000169	8/31/2012	(86.89)
55000000	Transportation (O&M)	CF	9300000169	8/31/2012	86.89
55000000	Transportation (O&M)	CF	9300000171	8/31/2012	(246.10)
55000000	Transportation (O&M)	CF	9300000171	8/31/2012	246.10
55000000	Transportation (O&M)	CF	9300000173	8/31/2012	(33.25)
55000000	Transportation (O&M)	CF	9300000173	8/31/2012	33.25
55000000	Transportation (O&M)	CF	9300000175	8/31/2012	(79.89)
55000000	Transportation (O&M)	CF	9300000175	8/31/2012	79.89
55000000	Transportation (O&M)	CF	9300000177	8/31/2012	(178.79)
55000000	Transportation (O&M)	CF	9300000177	8/31/2012	178.79
55000000	Transportation (O&M)	CF	9300000181	8/31/2012	(866.37)
55000000	Transportation (O&M)	CF	9300000181	8/31/2012	866.37
55000000	Transportation (O&M)	CF	9300000183	8/31/2012	(68.10)
55000000	Transportation (O&M)	CF	9300000183	8/31/2012	68.10
55000000	Transportation (O&M)	CF	9300000187	8/31/2012	(5.08)
55000000	Transportation (O&M)	CF	9300000187	8/31/2012	5.08
55000000	Transportation (O&M)	CF	9300000189	8/31/2012	(23.18)
55000000	Transportation (O&M)	CF	9300000189	8/31/2012	23.18
55000000	Transportation (O&M)	CF	9300000191	8/31/2012	(29.37)
55000000	Transportation (O&M)	CF	9300000191	8/31/2012	29.37

Kentucky American Water Company  
Case No. 2012-00520  
Response to PSC DR1, Item 31

Account	Description	Doc Type	Document Number	Posting Date	Amount
55000000	Transportation (O&M)	CF	9300000194	8/31/2012	(26.09)
55000000	Transportation (O&M)	CF	9300000194	8/31/2012	26.09
55000000	Transportation (O&M)	CF	9300000196	8/31/2012	(43.71)
55000000	Transportation (O&M)	CF	9300000196	8/31/2012	43.71
55000000	Transportation (O&M)	CF	9300000198	8/31/2012	(12.40)
55000000	Transportation (O&M)	CF	9300000198	8/31/2012	12.40
55000000	Transportation (O&M)	CF	9300000200	8/31/2012	(10.65)
55000000	Transportation (O&M)	CF	9300000200	8/31/2012	10.65
55000000	Transportation (O&M)	CF	9300000202	8/31/2012	(1,110.40)
55000000	Transportation (O&M)	CF	9300000202	8/31/2012	1,110.40
55000000	Transportation (O&M)	CF	9300000204	8/31/2012	(42.48)
55000000	Transportation (O&M)	CF	9300000204	8/31/2012	42.48
55000000	Transportation (O&M)	CF	9300000206	8/31/2012	(38.32)
55000000	Transportation (O&M)	CF	9300000206	8/31/2012	38.32
55000000	Transportation (O&M)	CF	9300000208	8/31/2012	(21.55)
55000000	Transportation (O&M)	CF	9300000208	8/31/2012	21.55
55000000	Transportation (O&M)	CF	9300000210	8/31/2012	(100.37)
55000000	Transportation (O&M)	CF	9300000210	8/31/2012	100.37
55000000	Transportation (O&M)	CF	9300000219	8/31/2012	300.23
55000000	Transportation (O&M)	CF	9300000219	8/31/2012	(300.23)
55000000	Transportation (O&M)	CF	9300000220	8/31/2012	35.21
55000000	Transportation (O&M)	CF	9300000220	8/31/2012	(35.21)
55000000	Transportation (O&M)	CF	9300000221	8/31/2012	2,124.89
55000000	Transportation (O&M)	CF	9300000221	8/31/2012	(2,124.89)
55000000	Transportation (O&M)	CF	9300000222	8/31/2012	8.16
55000000	Transportation (O&M)	CF	9300000222	8/31/2012	(8.16)
55000000	Transportation (O&M)	CF	9300000223	8/31/2012	392.02
55000000	Transportation (O&M)	CF	9300000223	8/31/2012	(392.02)
55000000	Transportation (O&M)	CF	9300000224	8/31/2012	406.17
55000000	Transportation (O&M)	CF	9300000224	8/31/2012	(406.17)
55000000	Transportation (O&M)	CF	9300000225	8/31/2012	125.84
55000000	Transportation (O&M)	CF	9300000225	8/31/2012	(125.84)
55000000	Transportation (O&M)	CF	9300000226	8/31/2012	1,868.06
55000000	Transportation (O&M)	CF	9300000226	8/31/2012	(1,868.06)
55000000	Transportation (O&M)	CF	9300000227	8/31/2012	34.37
55000000	Transportation (O&M)	CF	9300000227	8/31/2012	(34.37)
55000000	Transportation (O&M)	CF	9300000228	8/31/2012	59.83
55000000	Transportation (O&M)	CF	9300000228	8/31/2012	(59.83)
55000000	Transportation (O&M)	CF	9300000229	8/31/2012	2.57
55000000	Transportation (O&M)	CF	9300000229	8/31/2012	(2.57)
55000000	Transportation (O&M)	CF	9300000230	8/31/2012	32.16
55000000	Transportation (O&M)	CF	9300000230	8/31/2012	(32.16)
55000000	Transportation (O&M)	CF	9300000231	8/31/2012	72.57
55000000	Transportation (O&M)	CF	9300000231	8/31/2012	(72.57)
55000000	Transportation (O&M)	CF	9300000232	8/31/2012	859.91
55000000	Transportation (O&M)	CF	9300000232	8/31/2012	(859.91)
55000000	Transportation (O&M)	CF	9300000233	8/31/2012	10.74
55000000	Transportation (O&M)	CF	9300000233	8/31/2012	(10.74)
55000000	Transportation (O&M)	CF	9300000234	8/31/2012	36.02
55000000	Transportation (O&M)	CF	9300000234	8/31/2012	(36.02)
55000000	Transportation (O&M)	CF	9300000235	8/31/2012	540.74
55000000	Transportation (O&M)	CF	9300000235	8/31/2012	(540.74)
55000000	Transportation (O&M)	CF	9300000236	8/31/2012	236.09

Kentucky American Water Company  
Case No. 2012-00520  
Response to PSC DR1, Item 31

Account	Description	Doc Type	Document Number	Posting Date	Amount
55000000	Transportation (O&M)	CF	9300000236	8/31/2012	(236.09)
55000000	Transportation (O&M)	CF	9300000237	8/31/2012	163.09
55000000	Transportation (O&M)	CF	9300000237	8/31/2012	(163.09)
55000000	Transportation (O&M)	CF	9300000238	8/31/2012	34.62
55000000	Transportation (O&M)	CF	9300000238	8/31/2012	(34.62)
55000000	Transportation (O&M)	CF	9300000239	8/31/2012	211.65
55000000	Transportation (O&M)	CF	9300000239	8/31/2012	(211.65)
55000000	Transportation (O&M)	CF	9300000240	8/31/2012	152.03
55000000	Transportation (O&M)	CF	9300000240	8/31/2012	(152.03)
55000000	Transportation (O&M)	CF	9300000241	8/31/2012	6.30
55000000	Transportation (O&M)	CF	9300000241	8/31/2012	(6.30)
55000000	Transportation (O&M)	CF	9300000242	8/31/2012	637.65
55000000	Transportation (O&M)	CF	9300000242	8/31/2012	(637.65)
55000000	Transportation (O&M)	CF	9300000243	8/31/2012	3.38
55000000	Transportation (O&M)	CF	9300000243	8/31/2012	(3.38)
55000000	Transportation (O&M)	CF	9300000244	8/31/2012	252.73
55000000	Transportation (O&M)	CF	9300000244	8/31/2012	(252.73)
55000000	Transportation (O&M)	CF	9300000245	8/31/2012	42.89
55000000	Transportation (O&M)	CF	9300000245	8/31/2012	(42.89)
55000000	Transportation (O&M)	CF	9300000246	8/31/2012	29.48
55000000	Transportation (O&M)	CF	9300000246	8/31/2012	(29.48)
55000000	Transportation (O&M)	CF	9300000247	8/31/2012	21.73
55000000	Transportation (O&M)	CF	9300000247	8/31/2012	(21.73)
55000000	Transportation (O&M)	CF	9300000248	8/31/2012	19.04
55000000	Transportation (O&M)	CF	9300000248	8/31/2012	(19.04)
55000000	Transportation (O&M)	CF	9300000249	8/31/2012	192.56
55000000	Transportation (O&M)	CF	9300000249	8/31/2012	(192.56)
55000000	Transportation (O&M)	CF	9300000250	8/31/2012	43.67
55000000	Transportation (O&M)	CF	9300000250	8/31/2012	(43.67)
55000000	Transportation (O&M)	CF	9300000251	8/31/2012	311.22
55000000	Transportation (O&M)	CF	9300000251	8/31/2012	(311.22)
55000000	Transportation (O&M)	CF	9300000252	8/31/2012	186.79
55000000	Transportation (O&M)	CF	9300000252	8/31/2012	(186.79)
55000000	Transportation (O&M)	CF	9300000253	8/31/2012	522.39
55000000	Transportation (O&M)	CF	9300000253	8/31/2012	(522.39)
55000000	Transportation (O&M)	CF	9300000254	8/31/2012	11.62
55000000	Transportation (O&M)	CF	9300000254	8/31/2012	(11.62)
55000000	Transportation (O&M)	CF	9300000255	8/31/2012	14.65
55000000	Transportation (O&M)	CF	9300000255	8/31/2012	(14.65)
55000000	Transportation (O&M)	CF	9300000256	8/31/2012	2.77
55000000	Transportation (O&M)	CF	9300000256	8/31/2012	(2.77)
55000000	Transportation (O&M)	CF	9300000257	8/31/2012	21.54
55000000	Transportation (O&M)	CF	9300000257	8/31/2012	(21.54)
55000000	Transportation (O&M)	CF	9300000258	8/31/2012	21.54
55000000	Transportation (O&M)	CF	9300000258	8/31/2012	(21.54)
55000000	Transportation (O&M)	CF	9300000259	8/31/2012	79.06
55000000	Transportation (O&M)	CF	9300000259	8/31/2012	(79.06)
55000000	Transportation (O&M)	CF	9300000260	8/31/2012	8.78
55000000	Transportation (O&M)	CF	9300000260	8/31/2012	(8.78)
55000000	Transportation (O&M)	CF	9300000261	8/31/2012	20.73
55000000	Transportation (O&M)	CF	9300000261	8/31/2012	(20.73)
55000000	Transportation (O&M)	CF	9300000262	8/31/2012	7.50
55000000	Transportation (O&M)	CF	9300000262	8/31/2012	(7.50)

Kentucky American Water Company  
Case No. 2012-00520  
Response to PSC DR1, Item 31

Account	Description	Doc Type	Document Number	Posting Date	Amount
55000000	Transportation (O&M)	CF	9300000263	8/31/2012	19.25
55000000	Transportation (O&M)	CF	9300000263	8/31/2012	(19.25)
55000000	Transportation (O&M)	CF	9300000264	8/31/2012	19.25
55000000	Transportation (O&M)	CF	9300000264	8/31/2012	(19.25)
55000000	Transportation (O&M)	CF	9300000265	8/31/2012	38.51
55000000	Transportation (O&M)	CF	9300000265	8/31/2012	(38.51)
55000000	Transportation (O&M)	CF	9300000266	8/31/2012	301.28
55000000	Transportation (O&M)	CF	9300000266	8/31/2012	(301.28)
55000000	Transportation (O&M)	CF	9300000267	8/31/2012	16.22
55000000	Transportation (O&M)	CF	9300000267	8/31/2012	(16.22)
55000000	Transportation (O&M)	CF	9300000268	8/31/2012	85.75
55000000	Transportation (O&M)	CF	9300000268	8/31/2012	(85.75)
55000000	Transportation (O&M)	CF	9300000269	8/31/2012	2.70
55000000	Transportation (O&M)	CF	9300000269	8/31/2012	(2.70)
55000000	Transportation (O&M)	CF	9300000270	8/31/2012	1.45
55000000	Transportation (O&M)	CF	9300000270	8/31/2012	(1.45)
55000000	Transportation (O&M)	CF	9300000271	8/31/2012	30.17
55000000	Transportation (O&M)	CF	9300000271	8/31/2012	(30.17)
55000000	Transportation (O&M)	CF	9300000272	8/31/2012	83.99
55000000	Transportation (O&M)	CF	9300000272	8/31/2012	(83.99)
55000000	Transportation (O&M)	CF	9300000273	8/31/2012	41.66
55000000	Transportation (O&M)	CF	9300000273	8/31/2012	(41.66)
55000000	Transportation (O&M)	CF	9300000274	8/31/2012	87.84
55000000	Transportation (O&M)	CF	9300000274	8/31/2012	(87.84)
55000000	Transportation (O&M)	CF	9300000275	8/31/2012	27.81
55000000	Transportation (O&M)	CF	9300000275	8/31/2012	(27.81)
55000000	Transportation (O&M)	CF	9300000276	8/31/2012	9.94
55000000	Transportation (O&M)	CF	9300000276	8/31/2012	(9.94)
55000000	Transportation (O&M)	CF	9300000277	8/31/2012	26.35
55000000	Transportation (O&M)	CF	9300000277	8/31/2012	(26.35)
55000000	Transportation (O&M)	CF	9300000278	8/31/2012	106.97
55000000	Transportation (O&M)	CF	9300000278	8/31/2012	(106.97)
55000000	Transportation (O&M)	CF	9300000279	8/31/2012	40.57
55000000	Transportation (O&M)	CF	9300000279	8/31/2012	(40.57)
55000000	Transportation (O&M)	CF	9300000280	8/31/2012	15.50
55000000	Transportation (O&M)	CF	9300000280	8/31/2012	(15.50)
55000000	Transportation (O&M)	CF	9300000281	8/31/2012	37.23
55000000	Transportation (O&M)	CF	9300000281	8/31/2012	(37.23)
55000000	Transportation (O&M)	CF	9300000282	8/31/2012	7.50
55000000	Transportation (O&M)	CF	9300000282	8/31/2012	(7.50)
55000000	Transportation (O&M)	CF	9300000283	8/31/2012	6.25
55000000	Transportation (O&M)	CF	9300000283	8/31/2012	(6.25)
55000000	Transportation (O&M)	CF	9300000284	8/31/2012	17.80
55000000	Transportation (O&M)	CF	9300000284	8/31/2012	(17.80)
55000000	Transportation (O&M)	CF	9300000285	8/31/2012	11.65
55000000	Transportation (O&M)	CF	9300000285	8/31/2012	(11.65)
55000000	Transportation (O&M)	CF	9300000286	8/31/2012	1.67
55000000	Transportation (O&M)	CF	9300000286	8/31/2012	(1.67)
55000000	Transportation (O&M)	CF	9300000287	8/31/2012	38.69
55000000	Transportation (O&M)	CF	9300000287	8/31/2012	(38.69)
55000000	Transportation (O&M)	CF	9300000292	8/31/2012	(300.23)
55000000	Transportation (O&M)	CF	9300000292	8/31/2012	300.23
55000000	Transportation (O&M)	CF	9300000294	8/31/2012	(8.16)

Kentucky American Water Company  
Case No. 2012-00520  
Response to PSC DR1, Item 31

Account	Description	Doc Type	Document Number	Posting Date	Amount
55000000	Transportation (O&M)	CF	9300000294	8/31/2012	8.16
55000000	Transportation (O&M)	CF	9300000297	8/31/2012	(637.65)
55000000	Transportation (O&M)	CF	9300000297	8/31/2012	637.65
55000000	Transportation (O&M)	CF	9300000301	8/31/2012	(163.09)
55000000	Transportation (O&M)	CF	9300000301	8/31/2012	163.09
55000000	Transportation (O&M)	CF	9300000303	8/31/2012	(211.65)
55000000	Transportation (O&M)	CF	9300000303	8/31/2012	211.65
55000000	Transportation (O&M)	CF	9300000307	8/31/2012	(2.57)
55000000	Transportation (O&M)	CF	9300000307	8/31/2012	2.57
55000000	Transportation (O&M)	CF	9300000309	8/31/2012	(392.02)
55000000	Transportation (O&M)	CF	9300000309	8/31/2012	392.02
55000000	Transportation (O&M)	CF	9300000313	8/31/2012	(125.84)
55000000	Transportation (O&M)	CF	9300000313	8/31/2012	125.84
55000000	Transportation (O&M)	CF	9300000318	8/31/2012	(32.16)
55000000	Transportation (O&M)	CF	9300000318	8/31/2012	32.16
55000000	Transportation (O&M)	CF	9300000320	8/31/2012	(6.30)
55000000	Transportation (O&M)	CF	9300000320	8/31/2012	6.30
55000000	Transportation (O&M)	CF	9300000323	8/31/2012	(252.73)
55000000	Transportation (O&M)	CF	9300000323	8/31/2012	252.73
55000000	Transportation (O&M)	CF	9300000328	8/31/2012	(859.91)
55000000	Transportation (O&M)	CF	9300000328	8/31/2012	859.91
55000000	Transportation (O&M)	CF	9300000331	8/31/2012	(21.73)
55000000	Transportation (O&M)	CF	9300000331	8/31/2012	21.73
55000000	Transportation (O&M)	CF	9300000333	8/31/2012	(19.04)
55000000	Transportation (O&M)	CF	9300000333	8/31/2012	19.04
55000000	Transportation (O&M)	CF	9300000335	8/31/2012	(10.74)
55000000	Transportation (O&M)	CF	9300000335	8/31/2012	10.74
55000000	Transportation (O&M)	CF	9300000340	8/31/2012	(540.74)
55000000	Transportation (O&M)	CF	9300000340	8/31/2012	540.74
55000000	Transportation (O&M)	CF	9300000344	8/31/2012	(152.03)
55000000	Transportation (O&M)	CF	9300000344	8/31/2012	152.03
55000000	Transportation (O&M)	CF	9300000348	8/31/2012	(406.17)
55000000	Transportation (O&M)	CF	9300000348	8/31/2012	406.17
55000000	Transportation (O&M)	CF	9300000351	8/31/2012	(72.57)
55000000	Transportation (O&M)	CF	9300000351	8/31/2012	72.57
55000000	Transportation (O&M)	CF	9300000353	8/31/2012	(192.56)
55000000	Transportation (O&M)	CF	9300000353	8/31/2012	192.56
55000000	Transportation (O&M)	CF	9300000355	8/31/2012	(311.22)
55000000	Transportation (O&M)	CF	9300000355	8/31/2012	311.22
55000000	Transportation (O&M)	CF	9300000359	8/31/2012	(2,124.89)
55000000	Transportation (O&M)	CF	9300000359	8/31/2012	2,124.89
55000000	Transportation (O&M)	CF	9300000361	8/31/2012	(236.09)
55000000	Transportation (O&M)	CF	9300000361	8/31/2012	236.09
55000000	Transportation (O&M)	CF	9300000365	8/31/2012	(29.48)
55000000	Transportation (O&M)	CF	9300000365	8/31/2012	29.48
55000000	Transportation (O&M)	CF	9300000367	8/31/2012	(43.67)
55000000	Transportation (O&M)	CF	9300000367	8/31/2012	43.67
55000000	Transportation (O&M)	CF	9300000369	8/31/2012	(36.02)
55000000	Transportation (O&M)	CF	9300000369	8/31/2012	36.02
55000000	Transportation (O&M)	CF	9300000373	8/31/2012	(34.37)
55000000	Transportation (O&M)	CF	9300000373	8/31/2012	34.37
55000000	Transportation (O&M)	CF	9300000375	8/31/2012	(3.38)
55000000	Transportation (O&M)	CF	9300000375	8/31/2012	3.38



Kentucky American Water Company  
Case No. 2012-00520  
Response to PSC DR1, Item 31

Account	Description	Doc Type	Document Number	Posting Date	Amount
55000000	Transportation (O&M)	CF	9300000377	8/31/2012	(34.62)
55000000	Transportation (O&M)	CF	9300000377	8/31/2012	34.62
55000000	Transportation (O&M)	CF	9300000379	8/31/2012	(35.21)
55000000	Transportation (O&M)	CF	9300000379	8/31/2012	35.21
55000000	Transportation (O&M)	CF	9300000381	8/31/2012	(1,868.06)
55000000	Transportation (O&M)	CF	9300000381	8/31/2012	1,868.06
55000000	Transportation (O&M)	CF	9300000383	8/31/2012	(59.83)
55000000	Transportation (O&M)	CF	9300000383	8/31/2012	59.83
55000000	Transportation (O&M)	CF	9300000385	8/31/2012	(42.89)
55000000	Transportation (O&M)	CF	9300000385	8/31/2012	42.89
55000000	Transportation (O&M)	CF	9300000387	8/31/2012	(186.79)
55000000	Transportation (O&M)	CF	9300000387	8/31/2012	186.79
55000000	Transportation (O&M)	CS	9300001256	8/31/2012	(6,065.10)
55000000	Transportation (O&M)	CS	9300001378	8/31/2012	6,065.10
55000000	Transportation (O&M)	CS	9300001276	8/31/2012	(92.99)
55000000	Transportation (O&M)	CS	9300001398	8/31/2012	92.99
55000000	Transportation (O&M)	CS	9300001210	8/31/2012	(664.26)
55000000	Transportation (O&M)	CS	9300001332	8/31/2012	664.26
55000000	Transportation (O&M)	CS	9300001248	8/31/2012	(1,322.55)
55000000	Transportation (O&M)	CS	9300001370	8/31/2012	1,322.55
55000000	Transportation (O&M)	CS	9300001224	8/31/2012	(1,174.33)
55000000	Transportation (O&M)	CS	9300001346	8/31/2012	1,174.33
55000000	Transportation (O&M)	CS	9300001214	8/31/2012	(276.42)
55000000	Transportation (O&M)	CS	9300001336	8/31/2012	276.42
55000000	Transportation (O&M)	CS	9300001212	8/31/2012	(33.33)
55000000	Transportation (O&M)	CS	9300001334	8/31/2012	33.33
55000000	Transportation (O&M)	CS	9300001278	8/31/2012	(6,039.15)
55000000	Transportation (O&M)	CS	9300001400	8/31/2012	6,039.15
55000000	Transportation (O&M)	CS	9300001226	8/31/2012	(335.24)
55000000	Transportation (O&M)	CS	9300001348	8/31/2012	335.24
55000000	Transportation (O&M)	CS	9300001228	8/31/2012	(130.42)
55000000	Transportation (O&M)	CS	9300001350	8/31/2012	130.42
55000000	Transportation (O&M)	CS	9300001222	8/31/2012	(10.24)
55000000	Transportation (O&M)	CS	9300001344	8/31/2012	10.24
55000000	Transportation (O&M)	CS	9300001280	8/31/2012	(207.44)
55000000	Transportation (O&M)	CS	9300001402	8/31/2012	207.44
55000000	Transportation (O&M)	CS	9300001268	8/31/2012	(122.59)
55000000	Transportation (O&M)	CS	9300001390	8/31/2012	122.59
55000000	Transportation (O&M)	CS	9300001250	8/31/2012	(214.56)
55000000	Transportation (O&M)	CS	9300001372	8/31/2012	214.56
55000000	Transportation (O&M)	CS	9300001236	8/31/2012	(2,497.53)
55000000	Transportation (O&M)	CS	9300001358	8/31/2012	2,497.53
55000000	Transportation (O&M)	CS	9300001266	8/31/2012	(132.59)
55000000	Transportation (O&M)	CS	9300001388	8/31/2012	132.59
55000000	Transportation (O&M)	CS	9300001242	8/31/2012	(21.78)
55000000	Transportation (O&M)	CS	9300001364	8/31/2012	21.78
55000000	Transportation (O&M)	CS	9300001244	8/31/2012	(1,564.14)
55000000	Transportation (O&M)	CS	9300001366	8/31/2012	1,564.14
55000000	Transportation (O&M)	CS	9300001258	8/31/2012	(616.78)
55000000	Transportation (O&M)	CS	9300001380	8/31/2012	616.78
55000000	Transportation (O&M)	CS	9300001216	8/31/2012	(1,946.32)
55000000	Transportation (O&M)	CS	9300001338	8/31/2012	1,946.32
55000000	Transportation (O&M)	CS	9300001232	8/31/2012	(17.92)

Kentucky American Water Company  
Case No. 2012-00520  
Response to PSC DR1, Item 31

Account	Description	Doc Type	Document Number	Posting Date	Amount
55000000	Transportation (O&M)	CS	9300001354	8/31/2012	17.92
55000000	Transportation (O&M)	CS	9300001282	8/31/2012	(77.70)
55000000	Transportation (O&M)	CS	9300001404	8/31/2012	77.70
55000000	Transportation (O&M)	CS	9300000343	8/31/2012	(1,236.29)
55000000	Transportation (O&M)	CS	9300001200	8/31/2012	(1,932.96)
55000000	Transportation (O&M)	CS	9300001246	8/31/2012	(484.44)
55000000	Transportation (O&M)	CS	9300001368	8/31/2012	484.44
55000000	Transportation (O&M)	CS	9300001220	8/31/2012	(862.34)
55000000	Transportation (O&M)	CS	9300001342	8/31/2012	862.34
55000000	Transportation (O&M)	CS	9300001274	8/31/2012	(95.34)
55000000	Transportation (O&M)	CS	9300001396	8/31/2012	95.34
55000000	Transportation (O&M)	CS	9300001218	8/31/2012	(430.83)
55000000	Transportation (O&M)	CS	9300001340	8/31/2012	430.83
55000000	Transportation (O&M)	CS	9300001270	8/31/2012	(6.85)
55000000	Transportation (O&M)	CS	9300001392	8/31/2012	6.85
55000000	Transportation (O&M)	CS	9300001234	8/31/2012	(775.48)
55000000	Transportation (O&M)	CS	9300001356	8/31/2012	775.48
55000000	Transportation (O&M)	CS	9300001272	8/31/2012	(88.63)
55000000	Transportation (O&M)	CS	9300001394	8/31/2012	88.63
55000000	Transportation (O&M)	CS	9300001260	8/31/2012	(59.77)
55000000	Transportation (O&M)	CS	9300001382	8/31/2012	59.77
55000000	Transportation (O&M)	CS	9300001284	8/31/2012	(130.66)
55000000	Transportation (O&M)	CS	9300001406	8/31/2012	130.66
55000000	Transportation (O&M)	CS	9300001262	8/31/2012	(10.30)
55000000	Transportation (O&M)	CS	9300001384	8/31/2012	10.30
55000000	Transportation (O&M)	CS	9300001238	8/31/2012	(44.06)
55000000	Transportation (O&M)	CS	9300001360	8/31/2012	44.06
55000000	Transportation (O&M)	CS	9300001252	8/31/2012	(552.42)
55000000	Transportation (O&M)	CS	9300001374	8/31/2012	552.42
55000000	Transportation (O&M)	CS	9300001240	8/31/2012	(72.65)
55000000	Transportation (O&M)	CS	9300001362	8/31/2012	72.65
55000000	Transportation (O&M)	CS	9300001254	8/31/2012	(993.55)
55000000	Transportation (O&M)	CS	9300001376	8/31/2012	993.55
55000000	Transportation (O&M)	CS	9300001264	8/31/2012	(135.55)
55000000	Transportation (O&M)	CS	9300001386	8/31/2012	135.55
55000000	Transportation (O&M)	CS	9300001230	8/31/2012	(84.19)
55000000	Transportation (O&M)	CS	9300001352	8/31/2012	84.19
55000000	Transportation (O&M)	CS	9300001286	8/31/2012	(582.25)
55000000	Transportation (O&M)	CS	9300001408	8/31/2012	582.25
55000013	Trans Oper WT	CS	9300001256	8/31/2012	6,065.10
55000013	Trans Oper WT	CS	9300001378	8/31/2012	(6,065.10)
55000013	Trans Oper WT	CS	9300001276	8/31/2012	92.99
55000013	Trans Oper WT	CS	9300001398	8/31/2012	(92.99)
55000013	Trans Oper WT	CS	9300001210	8/31/2012	664.26
55000013	Trans Oper WT	CS	9300001332	8/31/2012	(664.26)
55000013	Trans Oper WT	CS	9300001248	8/31/2012	1,322.55
55000013	Trans Oper WT	CS	9300001370	8/31/2012	(1,322.55)
55000013	Trans Oper WT	CS	9300001224	8/31/2012	1,174.33
55000013	Trans Oper WT	CS	9300001346	8/31/2012	(1,174.33)
55000013	Trans Oper WT	CS	9300001214	8/31/2012	276.42
55000013	Trans Oper WT	CS	9300001336	8/31/2012	(276.42)
55000013	Trans Oper WT	CS	9300001212	8/31/2012	33.33
55000013	Trans Oper WT	CS	9300001334	8/31/2012	(33.33)

## Kentucky American Water Company

Case No. 2012-00520

Response to PSC DR1, Item 31

Account	Description	Doc Type	Document Number	Posting Date	Amount
55000014	Trans Oper TD	CS	9300001278	8/31/2012	6,039.15
55000014	Trans Oper TD	CS	9300001400	8/31/2012	(6,039.15)
55000014	Trans Oper TD	CS	9300001226	8/31/2012	335.24
55000014	Trans Oper TD	CS	9300001348	8/31/2012	(335.24)
55000014	Trans Oper TD	CS	9300001228	8/31/2012	130.42
55000014	Trans Oper TD	CS	9300001350	8/31/2012	(130.42)
55000014	Trans Oper TD	CS	9300001222	8/31/2012	10.24
55000014	Trans Oper TD	CS	9300001344	8/31/2012	(10.24)
55000014	Trans Oper TD	CS	9300001280	8/31/2012	207.44
55000014	Trans Oper TD	CS	9300001402	8/31/2012	(207.44)
55000014	Trans Oper TD	CS	9300001268	8/31/2012	122.59
55000014	Trans Oper TD	CS	9300001390	8/31/2012	(122.59)
55000014	Trans Oper TD	CS	9300001250	8/31/2012	214.56
55000014	Trans Oper TD	CS	9300001372	8/31/2012	(214.56)
55000014	Trans Oper TD	CS	9300001236	8/31/2012	2,497.53
55000014	Trans Oper TD	CS	9300001358	8/31/2012	(2,497.53)
55000015	Trans Oper CA	CS	9300001266	8/31/2012	132.59
55000015	Trans Oper CA	CS	9300001388	8/31/2012	(132.59)
55000015	Trans Oper CA	CS	9300001242	8/31/2012	21.78
55000015	Trans Oper CA	CS	9300001364	8/31/2012	(21.78)
55000015	Trans Oper CA	CS	9300001244	8/31/2012	1,564.14
55000015	Trans Oper CA	CS	9300001366	8/31/2012	(1,564.14)
55000015	Trans Oper CA	CS	9300001258	8/31/2012	616.78
55000015	Trans Oper CA	CS	9300001380	8/31/2012	(616.78)
55000016	Trans Oper AG	CS	9300001216	8/31/2012	1,946.32
55000016	Trans Oper AG	CS	9300001338	8/31/2012	(1,946.32)
55000016	Trans Oper AG	CS	9300001232	8/31/2012	17.92
55000016	Trans Oper AG	CS	9300001354	8/31/2012	(17.92)
55000016	Trans Oper AG	CS	9300001282	8/31/2012	77.70
55000016	Trans Oper AG	CS	9300001404	8/31/2012	(77.70)
55000016	Trans Oper AG	CS	9300000343	8/31/2012	1,236.29
55000016	Trans Oper AG	CS	9300001200	8/31/2012	1,932.96
55000016	Trans Oper AG	CS	9300001246	8/31/2012	484.44
55000016	Trans Oper AG	CS	9300001368	8/31/2012	(484.44)
55000016	Trans Oper AG	CS	9300001220	8/31/2012	862.34
55000016	Trans Oper AG	CS	9300001342	8/31/2012	(862.34)
55000016	Trans Oper AG	CS	9300001274	8/31/2012	95.34
55000016	Trans Oper AG	CS	9300001396	8/31/2012	(95.34)
55000016	Trans Oper AG	CS	9300001218	8/31/2012	430.83
55000016	Trans Oper AG	CS	9300001340	8/31/2012	(430.83)
55000021	Trans Maint SS	CS	9300001270	8/31/2012	6.85
55000021	Trans Maint SS	CS	9300001392	8/31/2012	(6.85)
55000023	Trans Maint WT	CS	9300001234	8/31/2012	775.48
55000023	Trans Maint WT	CS	9300001356	8/31/2012	(775.48)
55000023	Trans Maint WT	CS	9300001272	8/31/2012	88.63
55000023	Trans Maint WT	CS	9300001394	8/31/2012	(88.63)
55000024	Trans Maint TD	CS	9300001260	8/31/2012	59.77
55000024	Trans Maint TD	CS	9300001382	8/31/2012	(59.77)
55000024	Trans Maint TD	CS	9300001284	8/31/2012	130.66
55000024	Trans Maint TD	CS	9300001406	8/31/2012	(130.66)
55000024	Trans Maint TD	CS	9300001262	8/31/2012	10.30
55000024	Trans Maint TD	CS	9300001384	8/31/2012	(10.30)
55000024	Trans Maint TD	CS	9300001238	8/31/2012	44.06

## Kentucky American Water Company

Case No. 2012-00520

Response to PSC DR1, Item 31

Account	Description	Doc Type	Document Number	Posting Date	Amount
55000024	Trans Maint TD	CS	9300001360	8/31/2012	(44.06)
55000024	Trans Maint TD	CS	9300001252	8/31/2012	552.42
55000024	Trans Maint TD	CS	9300001374	8/31/2012	(552.42)
55000024	Trans Maint TD	CS	9300001240	8/31/2012	72.65
55000024	Trans Maint TD	CS	9300001362	8/31/2012	(72.65)
55000024	Trans Maint TD	CS	9300001254	8/31/2012	993.55
55000024	Trans Maint TD	CS	9300001376	8/31/2012	(993.55)
55000024	Trans Maint TD	CS	9300001264	8/31/2012	135.55
55000024	Trans Maint TD	CS	9300001386	8/31/2012	(135.55)
55000024	Trans Maint TD	CS	9300001230	8/31/2012	84.19
55000024	Trans Maint TD	CS	9300001352	8/31/2012	(84.19)
55000024	Trans Maint TD	CS	9300001286	8/31/2012	582.25
55000024	Trans Maint TD	CS	9300001408	8/31/2012	(582.25)
55000100	Trans Cap Credits	UT	9300000121	8/31/2012	(202.43)
55000100	Trans Cap Credits	UT	9300000290	8/31/2012	(522.39)
55000100	Trans Cap Credits	UT	9300001208	8/31/2012	(1,469.65)
55000100	Trans Cap Credits	UT	9300001331	8/31/2012	1,469.65
55000100	Trans Cap Credits	UT	9300001331	8/31/2012	(1,469.65)
55000100	Trans Cap Credits	UZ	2000000102	8/31/2012	(13.97)
55000100	Trans Cap Credits	UZ	2000000119	8/31/2012	(13.97)
55000100	Trans Cap Credits	UZ	2000000119	8/31/2012	13.97
55000100	Trans Cap Credits	UZ	2000000102	8/31/2012	(116.81)
55000100	Trans Cap Credits	UZ	2000000119	8/31/2012	116.81
55000100	Trans Cap Credits	UZ	2000000119	8/31/2012	(116.81)
55000100	Trans Cap Credits	UZ	2000000102	8/31/2012	(181.25)
55000100	Trans Cap Credits	UZ	2000000119	8/31/2012	(181.25)
55000100	Trans Cap Credits	UZ	2000000119	8/31/2012	181.25
55000100	Trans Cap Credits	UZ	2000000102	8/31/2012	(9.96)
55000100	Trans Cap Credits	UZ	2000000119	8/31/2012	(9.96)
55000100	Trans Cap Credits	UZ	2000000119	8/31/2012	9.96
55000100	Trans Cap Credits	UZ	2000000102	8/31/2012	(9.96)
55000100	Trans Cap Credits	UZ	2000000119	8/31/2012	(9.96)
55000100	Trans Cap Credits	UZ	2000000119	8/31/2012	9.96
55000100	Trans Cap Credits	UZ	2000000102	8/31/2012	(43.67)
55000100	Trans Cap Credits	UZ	2000000119	8/31/2012	(43.67)
55000100	Trans Cap Credits	UZ	2000000119	8/31/2012	43.67
55000100	Trans Cap Credits	UZ	2000000102	8/31/2012	(42.05)
55000100	Trans Cap Credits	UZ	2000000119	8/31/2012	(42.05)
55000100	Trans Cap Credits	UZ	2000000119	8/31/2012	42.05
55000100	Trans Cap Credits	UZ	2000000102	8/31/2012	(43.67)
55000100	Trans Cap Credits	UZ	2000000119	8/31/2012	(43.67)
55000100	Trans Cap Credits	UZ	2000000119	8/31/2012	43.67
55000100	Trans Cap Credits	UZ	2000000102	8/31/2012	(41.34)
55000100	Trans Cap Credits	UZ	2000000119	8/31/2012	(41.34)
55000100	Trans Cap Credits	UZ	2000000119	8/31/2012	41.34
55000100	Trans Cap Credits	UZ	2000000102	8/31/2012	(29.70)
55000100	Trans Cap Credits	UZ	2000000119	8/31/2012	(29.70)
55000100	Trans Cap Credits	UZ	2000000119	8/31/2012	29.70
55000100	Trans Cap Credits	UZ	2000000102	8/31/2012	(23.56)
55000100	Trans Cap Credits	UZ	2000000119	8/31/2012	(23.56)
55000100	Trans Cap Credits	UZ	2000000119	8/31/2012	23.56
55000100	Trans Cap Credits	UZ	2000000102	8/31/2012	(91.95)
55000100	Trans Cap Credits	UZ	2000000119	8/31/2012	91.95

## Kentucky American Water Company

Case No. 2012-00520

Response to PSC DR1, Item 31

Account	Description	Doc Type	Document Number	Posting Date	Amount
55000100	Trans Cap Credits	UZ	2000000119	8/31/2012	(91.95)
55000100	Trans Cap Credits	UZ	2000000102	8/31/2012	(48.16)
55000100	Trans Cap Credits	UZ	2000000119	8/31/2012	48.16
55000100	Trans Cap Credits	UZ	2000000119	8/31/2012	(48.16)
55000100	Trans Cap Credits	UZ	2000000102	8/31/2012	(52.05)
55000100	Trans Cap Credits	UZ	2000000119	8/31/2012	52.05
55000100	Trans Cap Credits	UZ	2000000119	8/31/2012	(52.05)
55000100	Trans Cap Credits	UZ	2000000102	8/31/2012	(886.27)
55000100	Trans Cap Credits	UZ	2000000119	8/31/2012	886.27
55000100	Trans Cap Credits	UZ	2000000119	8/31/2012	(886.27)
55000100	Trans Cap Credits	UZ	2000000102	8/31/2012	(78.08)
55000100	Trans Cap Credits	UZ	2000000119	8/31/2012	(78.08)
55000100	Trans Cap Credits	UZ	2000000119	8/31/2012	78.08
55000100	Trans Cap Credits	UZ	2000000102	8/31/2012	(39.03)
55000100	Trans Cap Credits	UZ	2000000119	8/31/2012	(39.03)
55000100	Trans Cap Credits	UZ	2000000119	8/31/2012	39.03
55000100	Trans Cap Credits	UZ	2000000102	8/31/2012	(39.03)
55000100	Trans Cap Credits	UZ	2000000119	8/31/2012	(39.03)
55000100	Trans Cap Credits	UZ	2000000119	8/31/2012	39.03
55000100	Trans Cap Credits	UZ	2000000102	8/31/2012	(180.58)
55000100	Trans Cap Credits	UZ	2000000119	8/31/2012	(180.58)
55000100	Trans Cap Credits	UZ	2000000119	8/31/2012	180.58
55000100	Trans Cap Credits	UZ	2000000102	8/31/2012	(38.97)
55000100	Trans Cap Credits	UZ	2000000119	8/31/2012	(38.97)
55000100	Trans Cap Credits	UZ	2000000119	8/31/2012	38.97
55000100	Trans Cap Credits	UZ	2000000102	8/31/2012	(81.53)
55000100	Trans Cap Credits	UZ	2000000119	8/31/2012	(81.53)
55000100	Trans Cap Credits	UZ	2000000119	8/31/2012	81.53
55000100	Trans Cap Credits	UZ	2000000102	8/31/2012	(2.94)
55000100	Trans Cap Credits	UZ	2000000119	8/31/2012	(2.94)
55000100	Trans Cap Credits	UZ	2000000119	8/31/2012	2.94
55000100	Trans Cap Credits	UZ	2000000102	8/31/2012	(35.36)
55000100	Trans Cap Credits	UZ	2000000119	8/31/2012	35.36
55000100	Trans Cap Credits	UZ	2000000119	8/31/2012	(35.36)
55000100	Trans Cap Credits	UZ	2000000102	8/31/2012	(304.61)
55000100	Trans Cap Credits	UZ	2000000119	8/31/2012	(304.61)
55000100	Trans Cap Credits	UZ	2000000119	8/31/2012	304.61
55000100	Trans Cap Credits	UZ	2000000102	8/31/2012	(84.47)
55000100	Trans Cap Credits	UZ	2000000119	8/31/2012	84.47
55000100	Trans Cap Credits	UZ	2000000119	8/31/2012	(84.47)
55000100	Trans Cap Credits	UZ	2000000102	8/31/2012	(274.42)
55000100	Trans Cap Credits	UZ	2000000119	8/31/2012	(274.42)
55000100	Trans Cap Credits	UZ	2000000119	8/31/2012	274.42
55000100	Trans Cap Credits	UZ	2000000102	8/31/2012	(22.43)
55000100	Trans Cap Credits	UZ	2000000119	8/31/2012	(22.43)
55000100	Trans Cap Credits	UZ	2000000119	8/31/2012	22.43
55000100	Trans Cap Credits	UZ	2000000102	8/31/2012	(78.51)
55000100	Trans Cap Credits	UZ	2000000119	8/31/2012	(78.51)
55000100	Trans Cap Credits	UZ	2000000119	8/31/2012	78.51
55000100	Trans Cap Credits	UZ	2000000102	8/31/2012	(89.19)
55000100	Trans Cap Credits	UZ	2000000119	8/31/2012	(89.19)
55000100	Trans Cap Credits	UZ	2000000119	8/31/2012	89.19
55000100	Trans Cap Credits	UZ	2000000102	8/31/2012	(82.26)

## Kentucky American Water Company

Case No. 2012-00520

Response to PSC DR1, Item 31

Account	Description	Doc Type	Document Number	Posting Date	Amount
55000100	Trans Cap Credits	UZ	2000000119	8/31/2012	82.26
55000100	Trans Cap Credits	UZ	2000000119	8/31/2012	(82.26)
55000100	Trans Cap Credits	UZ	2000000102	8/31/2012	(348.02)
55000100	Trans Cap Credits	UZ	2000000119	8/31/2012	(348.02)
55000100	Trans Cap Credits	UZ	2000000119	8/31/2012	348.02
55000100	Trans Cap Credits	UZ	2000000102	8/31/2012	(53.91)
55000100	Trans Cap Credits	UZ	2000000119	8/31/2012	53.91
55000100	Trans Cap Credits	UZ	2000000119	8/31/2012	(53.91)
55000100	Trans Cap Credits	UZ	2000000102	8/31/2012	(20.15)
55000100	Trans Cap Credits	UZ	2000000119	8/31/2012	(20.15)
55000100	Trans Cap Credits	UZ	2000000119	8/31/2012	20.15
55000100	Trans Cap Credits	UZ	2000000102	8/31/2012	(91.18)
55000100	Trans Cap Credits	UZ	2000000119	8/31/2012	91.18
55000100	Trans Cap Credits	UZ	2000000119	8/31/2012	(91.18)
55000100	Trans Cap Credits	UZ	2000000102	8/31/2012	(35.28)
55000100	Trans Cap Credits	UZ	2000000119	8/31/2012	(35.28)
55000100	Trans Cap Credits	UZ	2000000119	8/31/2012	35.28
55000100	Trans Cap Credits	UZ	2000000102	8/31/2012	(44.95)
55000100	Trans Cap Credits	UZ	2000000119	8/31/2012	(44.95)
55000100	Trans Cap Credits	UZ	2000000119	8/31/2012	44.95
55000100	Trans Cap Credits	UZ	2000000102	8/31/2012	(12.67)
55000100	Trans Cap Credits	UZ	2000000119	8/31/2012	(12.67)
55000100	Trans Cap Credits	UZ	2000000119	8/31/2012	12.67
55000100	Trans Cap Credits	UZ	2000000102	8/31/2012	(6.75)
55000100	Trans Cap Credits	UZ	2000000119	8/31/2012	6.75
55000100	Trans Cap Credits	UZ	2000000119	8/31/2012	(6.75)
55000100	Trans Cap Credits	UZ	2000000102	8/31/2012	(50.83)
55000100	Trans Cap Credits	UZ	2000000119	8/31/2012	(50.83)
55000100	Trans Cap Credits	UZ	2000000119	8/31/2012	50.83
55000100	Trans Cap Credits	UZ	2000000102	8/31/2012	(5.07)
55000100	Trans Cap Credits	UZ	2000000119	8/31/2012	(5.07)
55000100	Trans Cap Credits	UZ	2000000119	8/31/2012	5.07
55000100	Trans Cap Credits	UZ	2000000102	8/31/2012	(141.20)
55000100	Trans Cap Credits	UZ	2000000119	8/31/2012	141.20
55000100	Trans Cap Credits	UZ	2000000119	8/31/2012	(141.20)
55010100	Trans Lease Costs	SV	100000914	8/31/2012	5.67
55010200	Trans Lease Fuel	SV	100000950	8/31/2012	7,993.26
55010200	Trans Lease Fuel	SV	100000950	8/31/2012	1,373.61
55010200	Trans Lease Fuel	SV	100000950	8/31/2012	110.00
55010200	Trans Lease Fuel	SV	100000952	8/31/2012	42,274.24
55010200	Trans Lease Fuel	SV	100000952	8/31/2012	7,830.30
55010200	Trans Lease Fuel	SV	100000952	8/31/2012	210.44
55010200	Trans Lease Fuel	SV	100001011	8/31/2012	(21,137.12)
55010200	Trans Lease Fuel	SV	100001011	8/31/2012	(3,915.15)
55010200	Trans Lease Fuel	SV	100001011	8/31/2012	(105.22)
55010200	Trans Lease Fuel	CF	9300000297	8/31/2012	8,669.36
55010200	Trans Lease Fuel	CF	9300000297	8/31/2012	(8,669.36)
55010200	Trans Lease Fuel	CF	9300000377	8/31/2012	25,157.49
55010200	Trans Lease Fuel	CF	9300000377	8/31/2012	(25,157.49)
55010300	Trans Lease Maint	SA	100000889	8/31/2012	59.30
55010300	Trans Lease Maint	SV	100000949	8/31/2012	1,791.19
55010300	Trans Lease Maint	SV	100000952	8/31/2012	22,122.84
55010300	Trans Lease Maint	SV	100000952	8/31/2012	4,924.08

Kentucky American Water Company  
Case No. 2012-00520  
Response to PSC DR1, Item 31

Account	Description	Doc Type	Document Number	Posting Date	Amount
55010300	Trans Lease Maint	SV	100000952	8/31/2012	746.32
55010300	Trans Lease Maint	SV	100000953	8/31/2012	915.71
55010300	Trans Lease Maint	SV	100001011	8/31/2012	(11,061.42)
55010300	Trans Lease Maint	SV	100001011	8/31/2012	(2,462.04)
55010300	Trans Lease Maint	SV	100001011	8/31/2012	(373.16)
55010300	Trans Lease Maint	CF	9300000297	8/31/2012	4,384.97
55010300	Trans Lease Maint	CF	9300000297	8/31/2012	(4,384.97)
55010300	Trans Lease Maint	CF	9300000377	8/31/2012	435.60
55010300	Trans Lease Maint	CF	9300000377	8/31/2012	(435.60)
55010500	Trans Reimb EE Prsnl	CF	9300000054	8/31/2012	(34.96)
55010500	Trans Reimb EE Prsnl	CF	9300000054	8/31/2012	34.96
55010500	Trans Reimb EE Prsnl	CF	9300000142	8/31/2012	(464.54)
55010500	Trans Reimb EE Prsnl	CF	9300000142	8/31/2012	464.54
55010500	Trans Reimb EE Prsnl	CF	9300000297	8/31/2012	(86.16)
55010500	Trans Reimb EE Prsnl	CF	9300000297	8/31/2012	86.16
55010500	Trans Reimb EE Prsnl	UT	9300000121	8/31/2012	(34.96)
55010500	Trans Reimb EE Prsnl	UT	9300000290	8/31/2012	(4.53)
55110000	Ins Vehicle	SA	100000855	8/31/2012	2,949.17
55110000	Ins Vehicle	CF	9300000418	8/31/2012	(2,949.17)
55110000	Ins Vehicle	CF	9300000418	8/31/2012	2,949.17
55710000	Ins General Liabilty	SA	100000832	8/31/2012	209.59
55710000	Ins General Liabilty	SA	100000838	8/31/2012	231.37
55710000	Ins General Liabilty	SA	100000840	8/31/2012	532.99
55710000	Ins General Liabilty	SA	100000842	8/31/2012	17,685.20
55710000	Ins General Liabilty	SA	100000843	8/31/2012	4,510.47
55710000	Ins General Liabilty	SA	100000844	8/31/2012	824.99
55710000	Ins General Liabilty	SA	100000852	8/31/2012	782.78
55710000	Ins General Liabilty	SA	100000853	8/31/2012	412.95
55710000	Ins General Liabilty	SA	100000854	8/31/2012	66.42
55710000	Ins General Liabilty	SA	100000863	8/31/2012	146.85
55710000	Ins General Liabilty	CF	9300000344	8/31/2012	(209.59)
55710000	Ins General Liabilty	CF	9300000344	8/31/2012	209.59
55710000	Ins General Liabilty	CF	9300000418	8/31/2012	(24,815.80)
55710000	Ins General Liabilty	CF	9300000418	8/31/2012	24,815.80
55710000	Ins General Liabilty	CF	9300000432	8/31/2012	(378.22)
55710000	Ins General Liabilty	CF	9300000432	8/31/2012	378.22
55720000	Ins Work Comp	SA	100001036	8/31/2012	13,570.32
55720000	Ins Work Comp	CF	9300000482	8/31/2012	61.41
55720000	Ins Work Comp	CF	9300000482	8/31/2012	(61.41)
55720000	Ins Work Comp	CF	9300000491	8/31/2012	(61.41)
55720000	Ins Work Comp	CF	9300000491	8/31/2012	61.41
55720000	Ins Work Comp	CF	9300001206	8/31/2012	(223.37)
55720000	Ins Work Comp	CF	9300001206	8/31/2012	(1,214.10)
55720000	Ins Work Comp	CF	9300001206	8/31/2012	(121.37)
55720000	Ins Work Comp	CF	9300001206	8/31/2012	(15.18)
55720000	Ins Work Comp	CF	9300001206	8/31/2012	(3.88)
55720000	Ins Work Comp	CF	9300001206	8/31/2012	223.37
55720000	Ins Work Comp	CF	9300001206	8/31/2012	1,214.10
55720000	Ins Work Comp	CF	9300001206	8/31/2012	121.37
55720000	Ins Work Comp	CF	9300001206	8/31/2012	15.18
55720000	Ins Work Comp	CF	9300001206	8/31/2012	3.88
55720000	Ins Work Comp	CF	9300001211	8/31/2012	30.54
55720000	Ins Work Comp	CF	9300001211	8/31/2012	(30.54)

## Kentucky American Water Company

Case No. 2012-00520

Response to PSC DR1, Item 31

Account	Description	Doc Type	Document Number	Posting Date	Amount
55720000	Ins Work Comp	CF	9300001213	8/31/2012	1.53
55720000	Ins Work Comp	CF	9300001213	8/31/2012	(1.53)
55720000	Ins Work Comp	CF	9300001215	8/31/2012	12.71
55720000	Ins Work Comp	CF	9300001215	8/31/2012	(12.71)
55720000	Ins Work Comp	CF	9300001217	8/31/2012	89.49
55720000	Ins Work Comp	CF	9300001217	8/31/2012	(89.49)
55720000	Ins Work Comp	CF	9300001219	8/31/2012	19.81
55720000	Ins Work Comp	CF	9300001219	8/31/2012	(19.81)
55720000	Ins Work Comp	CF	9300001221	8/31/2012	39.65
55720000	Ins Work Comp	CF	9300001221	8/31/2012	(39.65)
55720000	Ins Work Comp	CF	9300001223	8/31/2012	0.47
55720000	Ins Work Comp	CF	9300001223	8/31/2012	(0.47)
55720000	Ins Work Comp	CF	9300001225	8/31/2012	54.00
55720000	Ins Work Comp	CF	9300001225	8/31/2012	(54.00)
55720000	Ins Work Comp	CF	9300001227	8/31/2012	15.41
55720000	Ins Work Comp	CF	9300001227	8/31/2012	(15.41)
55720000	Ins Work Comp	CF	9300001229	8/31/2012	6.00
55720000	Ins Work Comp	CF	9300001229	8/31/2012	(6.00)
55720000	Ins Work Comp	CF	9300001231	8/31/2012	3.87
55720000	Ins Work Comp	CF	9300001231	8/31/2012	(3.87)
55720000	Ins Work Comp	CF	9300001233	8/31/2012	0.82
55720000	Ins Work Comp	CF	9300001233	8/31/2012	(0.82)
55720000	Ins Work Comp	CF	9300001235	8/31/2012	35.66
55720000	Ins Work Comp	CF	9300001235	8/31/2012	(35.66)
55720000	Ins Work Comp	CF	9300001237	8/31/2012	114.83
55720000	Ins Work Comp	CF	9300001237	8/31/2012	(114.83)
55720000	Ins Work Comp	CF	9300001239	8/31/2012	2.03
55720000	Ins Work Comp	CF	9300001239	8/31/2012	(2.03)
55720000	Ins Work Comp	CF	9300001241	8/31/2012	3.34
55720000	Ins Work Comp	CF	9300001241	8/31/2012	(3.34)
55720000	Ins Work Comp	CF	9300001243	8/31/2012	1.00
55720000	Ins Work Comp	CF	9300001243	8/31/2012	(1.00)
55720000	Ins Work Comp	CF	9300001245	8/31/2012	71.92
55720000	Ins Work Comp	CF	9300001245	8/31/2012	(71.92)
55720000	Ins Work Comp	CF	9300001247	8/31/2012	22.27
55720000	Ins Work Comp	CF	9300001247	8/31/2012	(22.27)
55720000	Ins Work Comp	CF	9300001249	8/31/2012	60.81
55720000	Ins Work Comp	CF	9300001249	8/31/2012	(60.81)
55720000	Ins Work Comp	CF	9300001251	8/31/2012	9.87
55720000	Ins Work Comp	CF	9300001251	8/31/2012	(9.87)
55720000	Ins Work Comp	CF	9300001253	8/31/2012	25.40
55720000	Ins Work Comp	CF	9300001253	8/31/2012	(25.40)
55720000	Ins Work Comp	CF	9300001255	8/31/2012	45.68
55720000	Ins Work Comp	CF	9300001255	8/31/2012	(45.68)
55720000	Ins Work Comp	CF	9300001257	8/31/2012	278.87
55720000	Ins Work Comp	CF	9300001257	8/31/2012	(278.87)
55720000	Ins Work Comp	CF	9300001259	8/31/2012	28.36
55720000	Ins Work Comp	CF	9300001259	8/31/2012	(28.36)
55720000	Ins Work Comp	CF	9300001261	8/31/2012	2.75
55720000	Ins Work Comp	CF	9300001261	8/31/2012	(2.75)
55720000	Ins Work Comp	CF	9300001263	8/31/2012	0.47
55720000	Ins Work Comp	CF	9300001263	8/31/2012	(0.47)
55720000	Ins Work Comp	CF	9300001265	8/31/2012	6.23



## Kentucky American Water Company

Case No. 2012-00520

Response to PSC DR1, Item 31

Account	Description	Doc Type	Document Number	Posting Date	Amount
55720000	Ins Work Comp	CF	9300001265	8/31/2012	(6.23)
55720000	Ins Work Comp	CF	9300001267	8/31/2012	6.10
55720000	Ins Work Comp	CF	9300001267	8/31/2012	(6.10)
55720000	Ins Work Comp	CF	9300001269	8/31/2012	5.64
55720000	Ins Work Comp	CF	9300001269	8/31/2012	(5.64)
55720000	Ins Work Comp	CF	9300001271	8/31/2012	0.32
55720000	Ins Work Comp	CF	9300001271	8/31/2012	(0.32)
55720000	Ins Work Comp	CF	9300001273	8/31/2012	4.07
55720000	Ins Work Comp	CF	9300001273	8/31/2012	(4.07)
55720000	Ins Work Comp	CF	9300001275	8/31/2012	4.38
55720000	Ins Work Comp	CF	9300001275	8/31/2012	(4.38)
55720000	Ins Work Comp	CF	9300001277	8/31/2012	4.27
55720000	Ins Work Comp	CF	9300001277	8/31/2012	(4.27)
55720000	Ins Work Comp	CF	9300001279	8/31/2012	277.68
55720000	Ins Work Comp	CF	9300001279	8/31/2012	(277.68)
55720000	Ins Work Comp	CF	9300001281	8/31/2012	9.54
55720000	Ins Work Comp	CF	9300001281	8/31/2012	(9.54)
55720000	Ins Work Comp	CF	9300001283	8/31/2012	3.57
55720000	Ins Work Comp	CF	9300001283	8/31/2012	(3.57)
55720000	Ins Work Comp	CF	9300001285	8/31/2012	6.01
55720000	Ins Work Comp	CF	9300001285	8/31/2012	(6.01)
55720000	Ins Work Comp	CF	9300001287	8/31/2012	26.77
55720000	Ins Work Comp	CF	9300001287	8/31/2012	(26.77)
55720000	Ins Work Comp	CF	9300000056	8/31/2012	24.50
55720000	Ins Work Comp	CF	9300000056	8/31/2012	(24.50)
55720000	Ins Work Comp	CF	9300000057	8/31/2012	9.53
55720000	Ins Work Comp	CF	9300000057	8/31/2012	(9.53)
55720000	Ins Work Comp	CF	9300000058	8/31/2012	775.40
55720000	Ins Work Comp	CF	9300000058	8/31/2012	(775.40)
55720000	Ins Work Comp	CF	9300000059	8/31/2012	7.41
55720000	Ins Work Comp	CF	9300000059	8/31/2012	(7.41)
55720000	Ins Work Comp	CF	9300000060	8/31/2012	122.02
55720000	Ins Work Comp	CF	9300000060	8/31/2012	(122.02)
55720000	Ins Work Comp	CF	9300000061	8/31/2012	167.50
55720000	Ins Work Comp	CF	9300000061	8/31/2012	(167.50)
55720000	Ins Work Comp	CF	9300000062	8/31/2012	220.26
55720000	Ins Work Comp	CF	9300000062	8/31/2012	(220.26)
55720000	Ins Work Comp	CF	9300000063	8/31/2012	35.35
55720000	Ins Work Comp	CF	9300000063	8/31/2012	(35.35)
55720000	Ins Work Comp	CF	9300000064	8/31/2012	993.81
55720000	Ins Work Comp	CF	9300000064	8/31/2012	(993.81)
55720000	Ins Work Comp	CF	9300000065	8/31/2012	23.35
55720000	Ins Work Comp	CF	9300000065	8/31/2012	(23.35)
55720000	Ins Work Comp	CF	9300000066	8/31/2012	38.02
55720000	Ins Work Comp	CF	9300000066	8/31/2012	(38.02)
55720000	Ins Work Comp	CF	9300000067	8/31/2012	2.22
55720000	Ins Work Comp	CF	9300000067	8/31/2012	(2.22)
55720000	Ins Work Comp	CF	9300000068	8/31/2012	28.78
55720000	Ins Work Comp	CF	9300000068	8/31/2012	(28.78)
55720000	Ins Work Comp	CF	9300000069	8/31/2012	29.76
55720000	Ins Work Comp	CF	9300000069	8/31/2012	(29.76)
55720000	Ins Work Comp	CF	9300000070	8/31/2012	332.81
55720000	Ins Work Comp	CF	9300000070	8/31/2012	(332.81)

## Kentucky American Water Company

Case No. 2012-00520

Response to PSC DR1, Item 31

Account	Description	Doc Type	Document Number	Posting Date	Amount
55720000	Ins Work Comp	CF	9300000071	8/31/2012	26.28
55720000	Ins Work Comp	CF	9300000071	8/31/2012	(26.28)
55720000	Ins Work Comp	CF	9300000072	8/31/2012	206.46
55720000	Ins Work Comp	CF	9300000072	8/31/2012	(206.46)
55720000	Ins Work Comp	CF	9300000073	8/31/2012	60.95
55720000	Ins Work Comp	CF	9300000073	8/31/2012	(60.95)
55720000	Ins Work Comp	CF	9300000074	8/31/2012	44.20
55720000	Ins Work Comp	CF	9300000074	8/31/2012	(44.20)
55720000	Ins Work Comp	CF	9300000075	8/31/2012	11.10
55720000	Ins Work Comp	CF	9300000075	8/31/2012	(11.10)
55720000	Ins Work Comp	CF	9300000076	8/31/2012	129.81
55720000	Ins Work Comp	CF	9300000076	8/31/2012	(129.81)
55720000	Ins Work Comp	CF	9300000077	8/31/2012	77.76
55720000	Ins Work Comp	CF	9300000077	8/31/2012	(77.76)
55720000	Ins Work Comp	CF	9300000078	8/31/2012	34.29
55720000	Ins Work Comp	CF	9300000078	8/31/2012	(34.29)
55720000	Ins Work Comp	CF	9300000079	8/31/2012	2.27
55720000	Ins Work Comp	CF	9300000079	8/31/2012	(2.27)
55720000	Ins Work Comp	CF	9300000080	8/31/2012	288.42
55720000	Ins Work Comp	CF	9300000080	8/31/2012	(288.42)
55720000	Ins Work Comp	CF	9300000081	8/31/2012	116.11
55720000	Ins Work Comp	CF	9300000081	8/31/2012	(116.11)
55720000	Ins Work Comp	CF	9300000082	8/31/2012	39.12
55720000	Ins Work Comp	CF	9300000082	8/31/2012	(39.12)
55720000	Ins Work Comp	CF	9300000083	8/31/2012	19.29
55720000	Ins Work Comp	CF	9300000083	8/31/2012	(19.29)
55720000	Ins Work Comp	CF	9300000084	8/31/2012	4.54
55720000	Ins Work Comp	CF	9300000084	8/31/2012	(4.54)
55720000	Ins Work Comp	CF	9300000085	8/31/2012	15.03
55720000	Ins Work Comp	CF	9300000085	8/31/2012	(15.03)
55720000	Ins Work Comp	CF	9300000086	8/31/2012	71.50
55720000	Ins Work Comp	CF	9300000086	8/31/2012	(71.50)
55720000	Ins Work Comp	CF	9300000087	8/31/2012	20.74
55720000	Ins Work Comp	CF	9300000087	8/31/2012	(20.74)
55720000	Ins Work Comp	CF	9300000088	8/31/2012	160.02
55720000	Ins Work Comp	CF	9300000088	8/31/2012	(160.02)
55720000	Ins Work Comp	CF	9300000089	8/31/2012	37.16
55720000	Ins Work Comp	CF	9300000089	8/31/2012	(37.16)
55720000	Ins Work Comp	CF	9300000090	8/31/2012	89.83
55720000	Ins Work Comp	CF	9300000090	8/31/2012	(89.83)
55720000	Ins Work Comp	CF	9300000091	8/31/2012	181.17
55720000	Ins Work Comp	CF	9300000091	8/31/2012	(181.17)
55720000	Ins Work Comp	CF	9300000092	8/31/2012	15.77
55720000	Ins Work Comp	CF	9300000092	8/31/2012	(15.77)
55720000	Ins Work Comp	CF	9300000093	8/31/2012	18.56
55720000	Ins Work Comp	CF	9300000093	8/31/2012	(18.56)
55720000	Ins Work Comp	CF	9300000094	8/31/2012	4.39
55720000	Ins Work Comp	CF	9300000094	8/31/2012	(4.39)
55720000	Ins Work Comp	CF	9300000095	8/31/2012	4.39
55720000	Ins Work Comp	CF	9300000095	8/31/2012	(4.39)
55720000	Ins Work Comp	CF	9300000096	8/31/2012	9.25
55720000	Ins Work Comp	CF	9300000096	8/31/2012	(9.25)
55720000	Ins Work Comp	CF	9300000097	8/31/2012	43.70

## Kentucky American Water Company

Case No. 2012-00520

Response to PSC DR1, Item 31

Account	Description	Doc Type	Document Number	Posting Date	Amount
55720000	Ins Work Comp	CF	9300000097	8/31/2012	(43.70)
55720000	Ins Work Comp	CF	9300000098	8/31/2012	6.17
55720000	Ins Work Comp	CF	9300000098	8/31/2012	(6.17)
55720000	Ins Work Comp	CF	9300000099	8/31/2012	22.03
55720000	Ins Work Comp	CF	9300000099	8/31/2012	(22.03)
55720000	Ins Work Comp	CF	9300000100	8/31/2012	14.54
55720000	Ins Work Comp	CF	9300000100	8/31/2012	(14.54)
55720000	Ins Work Comp	CF	9300000101	8/31/2012	22.98
55720000	Ins Work Comp	CF	9300000101	8/31/2012	(22.98)
55720000	Ins Work Comp	CF	9300000102	8/31/2012	121.56
55720000	Ins Work Comp	CF	9300000102	8/31/2012	(121.56)
55720000	Ins Work Comp	CF	9300000103	8/31/2012	2.68
55720000	Ins Work Comp	CF	9300000103	8/31/2012	(2.68)
55720000	Ins Work Comp	CF	9300000104	8/31/2012	2.97
55720000	Ins Work Comp	CF	9300000104	8/31/2012	(2.97)
55720000	Ins Work Comp	CF	9300000105	8/31/2012	13.19
55720000	Ins Work Comp	CF	9300000105	8/31/2012	(13.19)
55720000	Ins Work Comp	CF	9300000106	8/31/2012	8.99
55720000	Ins Work Comp	CF	9300000106	8/31/2012	(8.99)
55720000	Ins Work Comp	CF	9300000107	8/31/2012	59.28
55720000	Ins Work Comp	CF	9300000107	8/31/2012	(59.28)
55720000	Ins Work Comp	CF	9300000108	8/31/2012	9.90
55720000	Ins Work Comp	CF	9300000108	8/31/2012	(9.90)
55720000	Ins Work Comp	CF	9300000109	8/31/2012	42.51
55720000	Ins Work Comp	CF	9300000109	8/31/2012	(42.51)
55720000	Ins Work Comp	CF	9300000110	8/31/2012	9.76
55720000	Ins Work Comp	CF	9300000110	8/31/2012	(9.76)
55720000	Ins Work Comp	CF	9300000111	8/31/2012	0.22
55720000	Ins Work Comp	CF	9300000111	8/31/2012	(0.22)
55720000	Ins Work Comp	CF	9300000112	8/31/2012	57.88
55720000	Ins Work Comp	CF	9300000112	8/31/2012	(57.88)
55720000	Ins Work Comp	CF	9300000113	8/31/2012	25.50
55720000	Ins Work Comp	CF	9300000113	8/31/2012	(25.50)
55720000	Ins Work Comp	CF	9300000114	8/31/2012	6.93
55720000	Ins Work Comp	CF	9300000114	8/31/2012	(6.93)
55720000	Ins Work Comp	CF	9300000115	8/31/2012	8.86
55720000	Ins Work Comp	CF	9300000115	8/31/2012	(8.86)
55720000	Ins Work Comp	CF	9300000116	8/31/2012	3.91
55720000	Ins Work Comp	CF	9300000116	8/31/2012	(3.91)
55720000	Ins Work Comp	CF	9300000117	8/31/2012	2.98
55720000	Ins Work Comp	CF	9300000117	8/31/2012	(2.98)
55720000	Ins Work Comp	CF	9300000118	8/31/2012	12.01
55720000	Ins Work Comp	CF	9300000118	8/31/2012	(12.01)
55720000	Ins Work Comp	CF	9300000119	8/31/2012	0.74
55720000	Ins Work Comp	CF	9300000119	8/31/2012	(0.74)
55720000	Ins Work Comp	CF	9300000120	8/31/2012	27.70
55720000	Ins Work Comp	CF	9300000120	8/31/2012	(27.70)
55720000	Ins Work Comp	CF	9300000123	8/31/2012	(24.50)
55720000	Ins Work Comp	CF	9300000123	8/31/2012	24.50
55720000	Ins Work Comp	CF	9300000125	8/31/2012	(7.41)
55720000	Ins Work Comp	CF	9300000125	8/31/2012	7.41
55720000	Ins Work Comp	CF	9300000127	8/31/2012	(122.02)
55720000	Ins Work Comp	CF	9300000127	8/31/2012	122.02

## Kentucky American Water Company

Case No. 2012-00520

Response to PSC DR1, Item 31

Account	Description	Doc Type	Document Number	Posting Date	Amount
55720000	Ins Work Comp	CF	9300000131	8/31/2012	(288.42)
55720000	Ins Work Comp	CF	9300000131	8/31/2012	288.42
55720000	Ins Work Comp	CF	9300000134	8/31/2012	(44.20)
55720000	Ins Work Comp	CF	9300000134	8/31/2012	44.20
55720000	Ins Work Comp	CF	9300000136	8/31/2012	(129.81)
55720000	Ins Work Comp	CF	9300000136	8/31/2012	129.81
55720000	Ins Work Comp	CF	9300000140	8/31/2012	(2.22)
55720000	Ins Work Comp	CF	9300000140	8/31/2012	2.22
55720000	Ins Work Comp	CF	9300000142	8/31/2012	(167.50)
55720000	Ins Work Comp	CF	9300000142	8/31/2012	167.50
55720000	Ins Work Comp	CF	9300000145	8/31/2012	(35.35)
55720000	Ins Work Comp	CF	9300000145	8/31/2012	35.35
55720000	Ins Work Comp	CF	9300000149	8/31/2012	(28.78)
55720000	Ins Work Comp	CF	9300000149	8/31/2012	28.78
55720000	Ins Work Comp	CF	9300000151	8/31/2012	(37.16)
55720000	Ins Work Comp	CF	9300000151	8/31/2012	37.16
55720000	Ins Work Comp	CF	9300000154	8/31/2012	(2.27)
55720000	Ins Work Comp	CF	9300000154	8/31/2012	2.27
55720000	Ins Work Comp	CF	9300000156	8/31/2012	(116.11)
55720000	Ins Work Comp	CF	9300000156	8/31/2012	116.11
55720000	Ins Work Comp	CF	9300000159	8/31/2012	(332.81)
55720000	Ins Work Comp	CF	9300000159	8/31/2012	332.81
55720000	Ins Work Comp	CF	9300000162	8/31/2012	(15.03)
55720000	Ins Work Comp	CF	9300000162	8/31/2012	15.03
55720000	Ins Work Comp	CF	9300000165	8/31/2012	(206.46)
55720000	Ins Work Comp	CF	9300000165	8/31/2012	206.46
55720000	Ins Work Comp	CF	9300000169	8/31/2012	(77.76)
55720000	Ins Work Comp	CF	9300000169	8/31/2012	77.76
55720000	Ins Work Comp	CF	9300000171	8/31/2012	(220.26)
55720000	Ins Work Comp	CF	9300000171	8/31/2012	220.26
55720000	Ins Work Comp	CF	9300000173	8/31/2012	(29.76)
55720000	Ins Work Comp	CF	9300000173	8/31/2012	29.76
55720000	Ins Work Comp	CF	9300000175	8/31/2012	(71.50)
55720000	Ins Work Comp	CF	9300000175	8/31/2012	71.50
55720000	Ins Work Comp	CF	9300000177	8/31/2012	(160.02)
55720000	Ins Work Comp	CF	9300000177	8/31/2012	160.02
55720000	Ins Work Comp	CF	9300000181	8/31/2012	(775.40)
55720000	Ins Work Comp	CF	9300000181	8/31/2012	775.40
55720000	Ins Work Comp	CF	9300000183	8/31/2012	(60.95)
55720000	Ins Work Comp	CF	9300000183	8/31/2012	60.95
55720000	Ins Work Comp	CF	9300000187	8/31/2012	(4.54)
55720000	Ins Work Comp	CF	9300000187	8/31/2012	4.54
55720000	Ins Work Comp	CF	9300000189	8/31/2012	(20.74)
55720000	Ins Work Comp	CF	9300000189	8/31/2012	20.74
55720000	Ins Work Comp	CF	9300000191	8/31/2012	(26.28)
55720000	Ins Work Comp	CF	9300000191	8/31/2012	26.28
55720000	Ins Work Comp	CF	9300000194	8/31/2012	(23.35)
55720000	Ins Work Comp	CF	9300000194	8/31/2012	23.35
55720000	Ins Work Comp	CF	9300000196	8/31/2012	(39.12)
55720000	Ins Work Comp	CF	9300000196	8/31/2012	39.12
55720000	Ins Work Comp	CF	9300000198	8/31/2012	(11.10)
55720000	Ins Work Comp	CF	9300000198	8/31/2012	11.10
55720000	Ins Work Comp	CF	9300000200	8/31/2012	(9.53)

## Kentucky American Water Company

Case No. 2012-00520

Response to PSC DR1, Item 31

Account	Description	Doc Type	Document Number	Posting Date	Amount
55720000	Ins Work Comp	CF	9300000200	8/31/2012	9.53
55720000	Ins Work Comp	CF	9300000202	8/31/2012	(993.81)
55720000	Ins Work Comp	CF	9300000202	8/31/2012	993.81
55720000	Ins Work Comp	CF	9300000204	8/31/2012	(38.02)
55720000	Ins Work Comp	CF	9300000204	8/31/2012	38.02
55720000	Ins Work Comp	CF	9300000206	8/31/2012	(34.29)
55720000	Ins Work Comp	CF	9300000206	8/31/2012	34.29
55720000	Ins Work Comp	CF	9300000208	8/31/2012	(19.29)
55720000	Ins Work Comp	CF	9300000208	8/31/2012	19.29
55720000	Ins Work Comp	CF	9300000210	8/31/2012	(89.83)
55720000	Ins Work Comp	CF	9300000210	8/31/2012	89.83
55720000	Ins Work Comp	CF	9300000219	8/31/2012	268.71
55720000	Ins Work Comp	CF	9300000219	8/31/2012	(268.71)
55720000	Ins Work Comp	CF	9300000220	8/31/2012	31.51
55720000	Ins Work Comp	CF	9300000220	8/31/2012	(31.51)
55720000	Ins Work Comp	CF	9300000221	8/31/2012	1,901.78
55720000	Ins Work Comp	CF	9300000221	8/31/2012	(1,901.78)
55720000	Ins Work Comp	CF	9300000222	8/31/2012	7.31
55720000	Ins Work Comp	CF	9300000222	8/31/2012	(7.31)
55720000	Ins Work Comp	CF	9300000223	8/31/2012	350.86
55720000	Ins Work Comp	CF	9300000223	8/31/2012	(350.86)
55720000	Ins Work Comp	CF	9300000224	8/31/2012	363.52
55720000	Ins Work Comp	CF	9300000224	8/31/2012	(363.52)
55720000	Ins Work Comp	CF	9300000225	8/31/2012	112.63
55720000	Ins Work Comp	CF	9300000225	8/31/2012	(112.63)
55720000	Ins Work Comp	CF	9300000226	8/31/2012	1,671.91
55720000	Ins Work Comp	CF	9300000226	8/31/2012	(1,671.91)
55720000	Ins Work Comp	CF	9300000227	8/31/2012	30.76
55720000	Ins Work Comp	CF	9300000227	8/31/2012	(30.76)
55720000	Ins Work Comp	CF	9300000228	8/31/2012	53.55
55720000	Ins Work Comp	CF	9300000228	8/31/2012	(53.55)
55720000	Ins Work Comp	CF	9300000229	8/31/2012	2.30
55720000	Ins Work Comp	CF	9300000229	8/31/2012	(2.30)
55720000	Ins Work Comp	CF	9300000230	8/31/2012	28.79
55720000	Ins Work Comp	CF	9300000230	8/31/2012	(28.79)
55720000	Ins Work Comp	CF	9300000231	8/31/2012	64.95
55720000	Ins Work Comp	CF	9300000231	8/31/2012	(64.95)
55720000	Ins Work Comp	CF	9300000232	8/31/2012	769.61
55720000	Ins Work Comp	CF	9300000232	8/31/2012	(769.61)
55720000	Ins Work Comp	CF	9300000233	8/31/2012	9.61
55720000	Ins Work Comp	CF	9300000233	8/31/2012	(9.61)
55720000	Ins Work Comp	CF	9300000234	8/31/2012	32.24
55720000	Ins Work Comp	CF	9300000234	8/31/2012	(32.24)
55720000	Ins Work Comp	CF	9300000235	8/31/2012	483.96
55720000	Ins Work Comp	CF	9300000235	8/31/2012	(483.96)
55720000	Ins Work Comp	CF	9300000236	8/31/2012	211.30
55720000	Ins Work Comp	CF	9300000236	8/31/2012	(211.30)
55720000	Ins Work Comp	CF	9300000237	8/31/2012	145.97
55720000	Ins Work Comp	CF	9300000237	8/31/2012	(145.97)
55720000	Ins Work Comp	CF	9300000238	8/31/2012	30.98
55720000	Ins Work Comp	CF	9300000238	8/31/2012	(30.98)
55720000	Ins Work Comp	CF	9300000239	8/31/2012	189.43
55720000	Ins Work Comp	CF	9300000239	8/31/2012	(189.43)

## Kentucky American Water Company

Case No. 2012-00520

Response to PSC DR1, Item 31

Account	Description	Doc Type	Document Number	Posting Date	Amount
55720000	Ins Work Comp	CF	9300000240	8/31/2012	136.07
55720000	Ins Work Comp	CF	9300000240	8/31/2012	(136.07)
55720000	Ins Work Comp	CF	9300000241	8/31/2012	5.64
55720000	Ins Work Comp	CF	9300000241	8/31/2012	(5.64)
55720000	Ins Work Comp	CF	9300000242	8/31/2012	570.70
55720000	Ins Work Comp	CF	9300000242	8/31/2012	(570.70)
55720000	Ins Work Comp	CF	9300000243	8/31/2012	3.03
55720000	Ins Work Comp	CF	9300000243	8/31/2012	(3.03)
55720000	Ins Work Comp	CF	9300000244	8/31/2012	226.20
55720000	Ins Work Comp	CF	9300000244	8/31/2012	(226.20)
55720000	Ins Work Comp	CF	9300000245	8/31/2012	38.38
55720000	Ins Work Comp	CF	9300000245	8/31/2012	(38.38)
55720000	Ins Work Comp	CF	9300000246	8/31/2012	26.39
55720000	Ins Work Comp	CF	9300000246	8/31/2012	(26.39)
55720000	Ins Work Comp	CF	9300000247	8/31/2012	19.45
55720000	Ins Work Comp	CF	9300000247	8/31/2012	(19.45)
55720000	Ins Work Comp	CF	9300000248	8/31/2012	17.04
55720000	Ins Work Comp	CF	9300000248	8/31/2012	(17.04)
55720000	Ins Work Comp	CF	9300000249	8/31/2012	172.34
55720000	Ins Work Comp	CF	9300000249	8/31/2012	(172.34)
55720000	Ins Work Comp	CF	9300000250	8/31/2012	39.09
55720000	Ins Work Comp	CF	9300000250	8/31/2012	(39.09)
55720000	Ins Work Comp	CF	9300000251	8/31/2012	278.54
55720000	Ins Work Comp	CF	9300000251	8/31/2012	(278.54)
55720000	Ins Work Comp	CF	9300000252	8/31/2012	167.18
55720000	Ins Work Comp	CF	9300000252	8/31/2012	(167.18)
55720000	Ins Work Comp	CF	9300000253	8/31/2012	467.54
55720000	Ins Work Comp	CF	9300000253	8/31/2012	(467.54)
55720000	Ins Work Comp	CF	9300000254	8/31/2012	10.40
55720000	Ins Work Comp	CF	9300000254	8/31/2012	(10.40)
55720000	Ins Work Comp	CF	9300000255	8/31/2012	13.11
55720000	Ins Work Comp	CF	9300000255	8/31/2012	(13.11)
55720000	Ins Work Comp	CF	9300000256	8/31/2012	2.48
55720000	Ins Work Comp	CF	9300000256	8/31/2012	(2.48)
55720000	Ins Work Comp	CF	9300000257	8/31/2012	19.28
55720000	Ins Work Comp	CF	9300000257	8/31/2012	(19.28)
55720000	Ins Work Comp	CF	9300000258	8/31/2012	19.28
55720000	Ins Work Comp	CF	9300000258	8/31/2012	(19.28)
55720000	Ins Work Comp	CF	9300000259	8/31/2012	70.75
55720000	Ins Work Comp	CF	9300000259	8/31/2012	(70.75)
55720000	Ins Work Comp	CF	9300000260	8/31/2012	7.86
55720000	Ins Work Comp	CF	9300000260	8/31/2012	(7.86)
55720000	Ins Work Comp	CF	9300000261	8/31/2012	18.56
55720000	Ins Work Comp	CF	9300000261	8/31/2012	(18.56)
55720000	Ins Work Comp	CF	9300000262	8/31/2012	6.72
55720000	Ins Work Comp	CF	9300000262	8/31/2012	(6.72)
55720000	Ins Work Comp	CF	9300000263	8/31/2012	17.23
55720000	Ins Work Comp	CF	9300000263	8/31/2012	(17.23)
55720000	Ins Work Comp	CF	9300000264	8/31/2012	17.23
55720000	Ins Work Comp	CF	9300000264	8/31/2012	(17.23)
55720000	Ins Work Comp	CF	9300000265	8/31/2012	34.46
55720000	Ins Work Comp	CF	9300000265	8/31/2012	(34.46)
55720000	Ins Work Comp	CF	9300000266	8/31/2012	269.64

## Kentucky American Water Company

Case No. 2012-00520

Response to PSC DR1, Item 31

Account	Description	Doc Type	Document Number	Posting Date	Amount
55720000	Ins Work Comp	CF	9300000266	8/31/2012	(269.64)
55720000	Ins Work Comp	CF	9300000267	8/31/2012	14.52
55720000	Ins Work Comp	CF	9300000267	8/31/2012	(14.52)
55720000	Ins Work Comp	CF	9300000268	8/31/2012	76.74
55720000	Ins Work Comp	CF	9300000268	8/31/2012	(76.74)
55720000	Ins Work Comp	CF	9300000269	8/31/2012	2.42
55720000	Ins Work Comp	CF	9300000269	8/31/2012	(2.42)
55720000	Ins Work Comp	CF	9300000270	8/31/2012	1.30
55720000	Ins Work Comp	CF	9300000270	8/31/2012	(1.30)
55720000	Ins Work Comp	CF	9300000271	8/31/2012	27.00
55720000	Ins Work Comp	CF	9300000271	8/31/2012	(27.00)
55720000	Ins Work Comp	CF	9300000272	8/31/2012	75.17
55720000	Ins Work Comp	CF	9300000272	8/31/2012	(75.17)
55720000	Ins Work Comp	CF	9300000273	8/31/2012	37.29
55720000	Ins Work Comp	CF	9300000273	8/31/2012	(37.29)
55720000	Ins Work Comp	CF	9300000274	8/31/2012	78.62
55720000	Ins Work Comp	CF	9300000274	8/31/2012	(78.62)
55720000	Ins Work Comp	CF	9300000275	8/31/2012	24.90
55720000	Ins Work Comp	CF	9300000275	8/31/2012	(24.90)
55720000	Ins Work Comp	CF	9300000276	8/31/2012	8.89
55720000	Ins Work Comp	CF	9300000276	8/31/2012	(8.89)
55720000	Ins Work Comp	CF	9300000277	8/31/2012	23.58
55720000	Ins Work Comp	CF	9300000277	8/31/2012	(23.58)
55720000	Ins Work Comp	CF	9300000278	8/31/2012	95.74
55720000	Ins Work Comp	CF	9300000278	8/31/2012	(95.74)
55720000	Ins Work Comp	CF	9300000279	8/31/2012	36.31
55720000	Ins Work Comp	CF	9300000279	8/31/2012	(36.31)
55720000	Ins Work Comp	CF	9300000280	8/31/2012	13.87
55720000	Ins Work Comp	CF	9300000280	8/31/2012	(13.87)
55720000	Ins Work Comp	CF	9300000281	8/31/2012	33.32
55720000	Ins Work Comp	CF	9300000281	8/31/2012	(33.32)
55720000	Ins Work Comp	CF	9300000282	8/31/2012	6.71
55720000	Ins Work Comp	CF	9300000282	8/31/2012	(6.71)
55720000	Ins Work Comp	CF	9300000283	8/31/2012	5.59
55720000	Ins Work Comp	CF	9300000283	8/31/2012	(5.59)
55720000	Ins Work Comp	CF	9300000284	8/31/2012	15.93
55720000	Ins Work Comp	CF	9300000284	8/31/2012	(15.93)
55720000	Ins Work Comp	CF	9300000285	8/31/2012	10.43
55720000	Ins Work Comp	CF	9300000285	8/31/2012	(10.43)
55720000	Ins Work Comp	CF	9300000286	8/31/2012	1.49
55720000	Ins Work Comp	CF	9300000286	8/31/2012	(1.49)
55720000	Ins Work Comp	CF	9300000287	8/31/2012	34.63
55720000	Ins Work Comp	CF	9300000287	8/31/2012	(34.63)
55720000	Ins Work Comp	CF	9300000292	8/31/2012	(268.71)
55720000	Ins Work Comp	CF	9300000292	8/31/2012	268.71
55720000	Ins Work Comp	CF	9300000294	8/31/2012	(7.31)
55720000	Ins Work Comp	CF	9300000294	8/31/2012	7.31
55720000	Ins Work Comp	CF	9300000297	8/31/2012	(570.70)
55720000	Ins Work Comp	CF	9300000297	8/31/2012	570.70
55720000	Ins Work Comp	CF	9300000301	8/31/2012	(145.97)
55720000	Ins Work Comp	CF	9300000301	8/31/2012	145.97
55720000	Ins Work Comp	CF	9300000303	8/31/2012	(189.43)
55720000	Ins Work Comp	CF	9300000303	8/31/2012	189.43

## Kentucky American Water Company

Case No. 2012-00520

Response to PSC DR1, Item 31

Account	Description	Doc Type	Document Number	Posting Date	Amount
55720000	Ins Work Comp	CF	9300000307	8/31/2012	(2.30)
55720000	Ins Work Comp	CF	9300000307	8/31/2012	2.30
55720000	Ins Work Comp	CF	9300000309	8/31/2012	(350.86)
55720000	Ins Work Comp	CF	9300000309	8/31/2012	350.86
55720000	Ins Work Comp	CF	9300000313	8/31/2012	(112.63)
55720000	Ins Work Comp	CF	9300000313	8/31/2012	112.63
55720000	Ins Work Comp	CF	9300000318	8/31/2012	(28.79)
55720000	Ins Work Comp	CF	9300000318	8/31/2012	28.79
55720000	Ins Work Comp	CF	9300000320	8/31/2012	(5.64)
55720000	Ins Work Comp	CF	9300000320	8/31/2012	5.64
55720000	Ins Work Comp	CF	9300000323	8/31/2012	(226.20)
55720000	Ins Work Comp	CF	9300000323	8/31/2012	226.20
55720000	Ins Work Comp	CF	9300000328	8/31/2012	(769.61)
55720000	Ins Work Comp	CF	9300000328	8/31/2012	769.61
55720000	Ins Work Comp	CF	9300000331	8/31/2012	(19.45)
55720000	Ins Work Comp	CF	9300000331	8/31/2012	19.45
55720000	Ins Work Comp	CF	9300000333	8/31/2012	(17.04)
55720000	Ins Work Comp	CF	9300000333	8/31/2012	17.04
55720000	Ins Work Comp	CF	9300000335	8/31/2012	(9.61)
55720000	Ins Work Comp	CF	9300000335	8/31/2012	9.61
55720000	Ins Work Comp	CF	9300000340	8/31/2012	(483.96)
55720000	Ins Work Comp	CF	9300000340	8/31/2012	483.96
55720000	Ins Work Comp	CF	9300000344	8/31/2012	(136.07)
55720000	Ins Work Comp	CF	9300000344	8/31/2012	136.07
55720000	Ins Work Comp	CF	9300000348	8/31/2012	(363.52)
55720000	Ins Work Comp	CF	9300000348	8/31/2012	363.52
55720000	Ins Work Comp	CF	9300000351	8/31/2012	(64.95)
55720000	Ins Work Comp	CF	9300000351	8/31/2012	64.95
55720000	Ins Work Comp	CF	9300000353	8/31/2012	(172.34)
55720000	Ins Work Comp	CF	9300000353	8/31/2012	172.34
55720000	Ins Work Comp	CF	9300000355	8/31/2012	(278.54)
55720000	Ins Work Comp	CF	9300000355	8/31/2012	278.54
55720000	Ins Work Comp	CF	9300000359	8/31/2012	(1,901.78)
55720000	Ins Work Comp	CF	9300000359	8/31/2012	1,901.78
55720000	Ins Work Comp	CF	9300000361	8/31/2012	(211.30)
55720000	Ins Work Comp	CF	9300000361	8/31/2012	211.30
55720000	Ins Work Comp	CF	9300000365	8/31/2012	(26.39)
55720000	Ins Work Comp	CF	9300000365	8/31/2012	26.39
55720000	Ins Work Comp	CF	9300000367	8/31/2012	(39.09)
55720000	Ins Work Comp	CF	9300000367	8/31/2012	39.09
55720000	Ins Work Comp	CF	9300000369	8/31/2012	(32.24)
55720000	Ins Work Comp	CF	9300000369	8/31/2012	32.24
55720000	Ins Work Comp	CF	9300000373	8/31/2012	(30.76)
55720000	Ins Work Comp	CF	9300000373	8/31/2012	30.76
55720000	Ins Work Comp	CF	9300000375	8/31/2012	(3.03)
55720000	Ins Work Comp	CF	9300000375	8/31/2012	3.03
55720000	Ins Work Comp	CF	9300000377	8/31/2012	(30.98)
55720000	Ins Work Comp	CF	9300000377	8/31/2012	30.98
55720000	Ins Work Comp	CF	9300000379	8/31/2012	(31.51)
55720000	Ins Work Comp	CF	9300000379	8/31/2012	31.51
55720000	Ins Work Comp	CF	9300000381	8/31/2012	(1,671.91)
55720000	Ins Work Comp	CF	9300000381	8/31/2012	1,671.91
55720000	Ins Work Comp	CF	9300000383	8/31/2012	(53.55)



## Kentucky American Water Company

Case No. 2012-00520

Response to PSC DR1, Item 31

Account	Description	Doc Type	Document Number	Posting Date	Amount
55720000	Ins Work Comp	CF	9300000383	8/31/2012	53.55
55720000	Ins Work Comp	CF	9300000385	8/31/2012	(38.38)
55720000	Ins Work Comp	CF	9300000385	8/31/2012	38.38
55720000	Ins Work Comp	CF	9300000387	8/31/2012	(167.18)
55720000	Ins Work Comp	CF	9300000387	8/31/2012	167.18
55720100	Ins W/C Cap Credits	SA	100001036	8/31/2012	(13,570.32)
55720100	Ins W/C Cap Credits	SA	100000847	8/31/2012	13,570.32
55720100	Ins W/C Cap Credits	UT	9300000121	8/31/2012	(181.17)
55720100	Ins W/C Cap Credits	UT	9300000290	8/31/2012	(467.54)
55720100	Ins W/C Cap Credits	UT	9300001208	8/31/2012	67.57
55720100	Ins W/C Cap Credits	UZ	2000000102	8/31/2012	0.64
55720100	Ins W/C Cap Credits	UZ	2000000102	8/31/2012	5.37
55720100	Ins W/C Cap Credits	UZ	2000000102	8/31/2012	8.33
55720100	Ins W/C Cap Credits	UZ	2000000102	8/31/2012	0.46
55720100	Ins W/C Cap Credits	UZ	2000000102	8/31/2012	0.46
55720100	Ins W/C Cap Credits	UZ	2000000102	8/31/2012	2.01
55720100	Ins W/C Cap Credits	UZ	2000000102	8/31/2012	1.93
55720100	Ins W/C Cap Credits	UZ	2000000102	8/31/2012	2.01
55720100	Ins W/C Cap Credits	UZ	2000000102	8/31/2012	1.90
55720100	Ins W/C Cap Credits	UZ	2000000102	8/31/2012	1.37
55720100	Ins W/C Cap Credits	UZ	2000000102	8/31/2012	1.08
55720100	Ins W/C Cap Credits	UZ	2000000102	8/31/2012	4.23
55720100	Ins W/C Cap Credits	UZ	2000000102	8/31/2012	2.21
55720100	Ins W/C Cap Credits	UZ	2000000102	8/31/2012	2.39
55720100	Ins W/C Cap Credits	UZ	2000000102	8/31/2012	40.75
55720100	Ins W/C Cap Credits	UZ	2000000102	8/31/2012	3.59
55720100	Ins W/C Cap Credits	UZ	2000000102	8/31/2012	1.79
55720100	Ins W/C Cap Credits	UZ	2000000102	8/31/2012	1.79
55720100	Ins W/C Cap Credits	UZ	2000000102	8/31/2012	8.30
55720100	Ins W/C Cap Credits	UZ	2000000102	8/31/2012	1.79
55720100	Ins W/C Cap Credits	UZ	2000000102	8/31/2012	3.75
55720100	Ins W/C Cap Credits	UZ	2000000102	8/31/2012	0.14
55720100	Ins W/C Cap Credits	UZ	2000000102	8/31/2012	1.63
55720100	Ins W/C Cap Credits	UZ	2000000102	8/31/2012	14.01
55720100	Ins W/C Cap Credits	UZ	2000000102	8/31/2012	3.88
55720100	Ins W/C Cap Credits	UZ	2000000102	8/31/2012	12.62
55720100	Ins W/C Cap Credits	UZ	2000000102	8/31/2012	1.03
55720100	Ins W/C Cap Credits	UZ	2000000102	8/31/2012	3.61
55720100	Ins W/C Cap Credits	UZ	2000000102	8/31/2012	4.10
55720100	Ins W/C Cap Credits	UZ	2000000102	8/31/2012	3.78
55720100	Ins W/C Cap Credits	UZ	2000000102	8/31/2012	16.00
55720100	Ins W/C Cap Credits	UZ	2000000102	8/31/2012	2.48
55720100	Ins W/C Cap Credits	UZ	2000000102	8/31/2012	0.93
55720100	Ins W/C Cap Credits	UZ	2000000102	8/31/2012	4.19
55720100	Ins W/C Cap Credits	UZ	2000000102	8/31/2012	1.62
55720100	Ins W/C Cap Credits	UZ	2000000102	8/31/2012	2.07
55720100	Ins W/C Cap Credits	UZ	2000000102	8/31/2012	0.58
55720100	Ins W/C Cap Credits	UZ	2000000102	8/31/2012	0.31
55720100	Ins W/C Cap Credits	UZ	2000000102	8/31/2012	2.34
55720100	Ins W/C Cap Credits	UZ	2000000102	8/31/2012	0.23
55720100	Ins W/C Cap Credits	UZ	2000000102	8/31/2012	6.49
55730000	Ins Other	SA	100000826	8/31/2012	8.82
55730000	Ins Other	SA	100000836	8/31/2012	8.82

## Kentucky American Water Company

Case No. 2012-00520

Response to PSC DR1, Item 31

Account	Description	Doc Type	Document Number	Posting Date	Amount
55730000	Ins Other	SA	100000836	8/31/2012	(8.82)
55730000	Ins Other	SA	100000839	8/31/2012	55.35
55730000	Ins Other	SA	100000841	8/31/2012	538.90
55730000	Ins Other	SA	100000864	8/31/2012	9,561.52
55730000	Ins Other	SA	100000870	8/31/2012	39.60
55730000	Ins Other	CF	9300000212	8/31/2012	(8.82)
55730000	Ins Other	CF	9300000212	8/31/2012	8.82
55730000	Ins Other	CF	9300000418	8/31/2012	(10,155.77)
55730000	Ins Other	CF	9300000418	8/31/2012	10,155.77
55730000	Ins Other	CF	9300000432	8/31/2012	(48.42)
55730000	Ins Other	CF	9300000432	8/31/2012	48.42
55730000	Ins Other	CF	9300000447	8/31/2012	8.82
55730000	Ins Other	CF	9300000447	8/31/2012	(8.82)
56610000	Reg Exp-Amort	CF	9300000418	8/31/2012	(16,565.87)
56610000	Reg Exp-Amort	CF	9300000418	8/31/2012	16,565.87
56610000	Reg Exp-Amort	SR	9600000034	8/31/2012	16,565.87
56610000	Reg Exp-Amort	SR	9600000034	8/31/2012	(16,565.87)
56610000	Reg Exp-Amort	UT	9300000288	8/31/2012	2,451.54
56610000	Reg Exp-Amort	UT	9300000396	8/31/2012	16,565.87
56620000	Reg Exp-Depr Stdy	CF	9300000418	8/31/2012	(1,178.67)
56620000	Reg Exp-Depr Stdy	CF	9300000418	8/31/2012	1,178.67
56620000	Reg Exp-Depr Stdy	SR	9600000012	8/31/2012	561.46
56620000	Reg Exp-Depr Stdy	SR	9600000013	8/31/2012	617.21
57010000	Uncoll Accts Exp	SA	100000913	8/31/2012	42,513.63
57010000	Uncoll Accts Exp	SA	100000948	8/31/2012	8,405.84
57010000	Uncoll Accts Exp	ZA	9400000345	8/31/2012	(302.95)
57010000	Uncoll Accts Exp	CS	9300000163	8/31/2012	2,694.29
57010000	Uncoll Accts Exp	CS	9300000336	8/31/2012	1,960.57
57010000	Uncoll Accts Exp	CS	9300000431	8/31/2012	765.71
57010000	Uncoll Accts Exp	CS	9300000459	8/31/2012	(23.01)
57010000	Uncoll Accts Exp	CS	9300000480	8/31/2012	(38,349.55)
57010000	Uncoll Accts Exp	CS	9300001010	8/31/2012	(42,513.63)
57010000	Uncoll Accts Exp	CS	9300001189	8/31/2012	(8,405.84)
57010015	Uncoll Accts Exp CA	CS	9300000163	8/31/2012	(2,694.29)
57010015	Uncoll Accts Exp CA	CS	9300000336	8/31/2012	(1,960.57)
57010015	Uncoll Accts Exp CA	CS	9300000431	8/31/2012	(765.71)
57010015	Uncoll Accts Exp CA	CS	9300000459	8/31/2012	23.01
57010015	Uncoll Accts Exp CA	CS	9300000480	8/31/2012	38,349.55
57010015	Uncoll Accts Exp CA	CS	9300001010	8/31/2012	42,513.63
57010016	Uncoll Accts Exp AG	CS	9300001189	8/31/2012	8,405.84
62002100	M&S Maint SS	CS	9300000325	8/31/2012	222.60
62002100	M&S Maint SS	CS	9300001193	8/31/2012	4,667.00
62002300	M&S Maint WT	CS	9300000322	8/31/2012	3,302.11
62002300	M&S Maint WT	CS	9300000456	8/31/2012	172.40
62002300	M&S Maint WT	CS	9300001192	8/31/2012	6,239.00
62002300	M&S Maint WT	CS	9300000392	8/31/2012	222.60
62002300	M&S Maint WT	CS	9300000321	8/31/2012	222.60
62002400	M&S Maint TD	CS	9300000384	8/31/2012	16,613.08
62002400	M&S Maint TD	CS	9300000474	8/31/2012	8,722.91
62002400	M&S Maint TD	CS	9300000160	8/31/2012	247.71
62002400	M&S Maint TD	CS	9300000329	8/31/2012	34.43
62002400	M&S Maint TD	CS	9300000458	8/31/2012	27.30
62002600	M&S Maint AG	CS	9300000345	8/31/2012	(7,300.00)

Kentucky American Water Company  
Case No. 2012-00520  
Response to PSC DR1, Item 31

Account	Description	Doc Type	Document Number	Posting Date	Amount
62002600	M&S Maint AG	CS	9300000434	8/31/2012	3,757.12
62002600	M&S Maint AG	CS	9300001201	8/31/2012	(1,878.56)
62002600	M&S Maint AG	CS	9300000324	8/31/2012	725.73
62502300	Misc Maint WT	CS	9300000429	8/31/2012	15,063.77
62502400	Misc Maint TD	CS	9300000441	8/31/2012	6,095.11
62502400	Misc Maint TD	CS	9300000384	8/31/2012	(1,075.08)
62502400	Misc Maint TD	CS	9300000445	8/31/2012	18,076.13
62502400	Misc Maint TD	CS	9300000474	8/31/2012	3,627.88
62502400	Misc Maint TD	CS	9300000430	8/31/2012	809.76
62502440	Misc Maint TD Hydrnt	CS	9300000446	8/31/2012	281.96
62502600	Misc Maint AG	CS	9300000434	8/31/2012	1,980.98
62502600	Misc Maint AG	CS	9300000324	8/31/2012	726.85
62502600	Misc Maint AG	CS	9300000457	8/31/2012	574.64
62502600	Misc Maint AG	CS	9300000433	8/31/2012	1,127.84
62520700	Misc Main Pvg/Bckfill	SV	100001015	8/31/2012	3,076.07
62520700	Misc Main Pvg/Bckfill	SV	100001015	8/31/2012	3,755.40
62520700	Misc Main Pvg/Bckfill	CF	9300001205	8/31/2012	(6,831.47)
62520700	Misc Main Pvg/Bckfill	CF	9300001205	8/31/2012	6,831.47
62520700	Misc Main Pvg/Bckfill	CF	9300000385	8/31/2012	7,529.07
62520700	Misc Main Pvg/Bckfill	CF	9300000385	8/31/2012	(7,529.07)
63150024	Contr Svc-Maint TD	CS	9300000474	8/31/2012	1,351.45
63150026	Contr Svc-Maint AG	CS	9300000457	8/31/2012	101.76
68011000	Depr -UPIS General	SA	100000835	8/31/2012	(26,781.46)
68254000	Amort-RegAsset AFUDC	SA	100000835	8/31/2012	11,190.13
68255000	Amort-UPAA	SA	100000835	8/31/2012	697.33
68255000	Amort-UPAA	SA	100000835	8/31/2012	16.06
68257000	Amort-Prop Losses	CF	9300000416	8/31/2012	(4,756.67)
68257000	Amort-Prop Losses	CF	9300000416	8/31/2012	4,756.67
68257000	Amort-Prop Losses	SR	9600000029	8/31/2012	4,756.67
68258000	Amort-Reg Asset	SA	100000835	8/31/2012	575.00
68520000	Property Taxes	CF	9300000416	8/31/2012	(341,933.42)
68520000	Property Taxes	CF	9300000416	8/31/2012	341,933.42
68520100	Tax Discounts	CF	9300000389	8/31/2012	1,500.04
68520100	Tax Discounts	CF	9300000389	8/31/2012	(1,500.04)
68533000	FICA	CF	9300000491	8/31/2012	(287.32)
68533000	FICA	CF	9300000491	8/31/2012	287.32
68533000	FICA	CF	9300000054	8/31/2012	(10.37)
68533000	FICA	CF	9300000054	8/31/2012	10.37
68533000	FICA	CF	9300000055	8/31/2012	(30.86)
68533000	FICA	CF	9300000055	8/31/2012	30.86
68533000	FICA	CF	9300000123	8/31/2012	(100.33)
68533000	FICA	CF	9300000123	8/31/2012	100.33
68533000	FICA	CF	9300000125	8/31/2012	(28.90)
68533000	FICA	CF	9300000125	8/31/2012	28.90
68533000	FICA	CF	9300000127	8/31/2012	(508.20)
68533000	FICA	CF	9300000127	8/31/2012	508.20
68533000	FICA	CF	9300000131	8/31/2012	(483.81)
68533000	FICA	CF	9300000131	8/31/2012	483.81
68533000	FICA	CF	9300000134	8/31/2012	(185.38)
68533000	FICA	CF	9300000134	8/31/2012	185.38
68533000	FICA	CF	9300000136	8/31/2012	(531.11)
68533000	FICA	CF	9300000136	8/31/2012	531.11
68533000	FICA	CF	9300000140	8/31/2012	(8.98)

## Kentucky American Water Company

Case No. 2012-00520

Response to PSC DR1, Item 31

Account	Description	Doc Type	Document Number	Posting Date	Amount
68533000	FICA	CF	9300000140	8/31/2012	8.98
68533000	FICA	CF	9300000142	8/31/2012	(704.17)
68533000	FICA	CF	9300000142	8/31/2012	704.17
68533000	FICA	CF	9300000145	8/31/2012	(143.33)
68533000	FICA	CF	9300000145	8/31/2012	143.33
68533000	FICA	CF	9300000149	8/31/2012	(118.32)
68533000	FICA	CF	9300000149	8/31/2012	118.32
68533000	FICA	CF	9300000151	8/31/2012	(150.35)
68533000	FICA	CF	9300000151	8/31/2012	150.35
68533000	FICA	CF	9300000154	8/31/2012	(9.11)
68533000	FICA	CF	9300000154	8/31/2012	9.11
68533000	FICA	CF	9300000156	8/31/2012	(629.00)
68533000	FICA	CF	9300000156	8/31/2012	629.00
68533000	FICA	CF	9300000159	8/31/2012	(1,494.68)
68533000	FICA	CF	9300000159	8/31/2012	1,494.68
68533000	FICA	CF	9300000162	8/31/2012	(64.40)
68533000	FICA	CF	9300000162	8/31/2012	64.40
68533000	FICA	CF	9300000165	8/31/2012	(894.46)
68533000	FICA	CF	9300000165	8/31/2012	894.46
68533000	FICA	CF	9300000169	8/31/2012	(316.53)
68533000	FICA	CF	9300000169	8/31/2012	316.53
68533000	FICA	CF	9300000171	8/31/2012	(936.86)
68533000	FICA	CF	9300000171	8/31/2012	936.86
68533000	FICA	CF	9300000173	8/31/2012	(139.64)
68533000	FICA	CF	9300000173	8/31/2012	139.64
68533000	FICA	CF	9300000175	8/31/2012	(312.67)
68533000	FICA	CF	9300000175	8/31/2012	312.67
68533000	FICA	CF	9300000177	8/31/2012	(796.24)
68533000	FICA	CF	9300000177	8/31/2012	796.24
68533000	FICA	CF	9300000181	8/31/2012	(3,627.21)
68533000	FICA	CF	9300000181	8/31/2012	3,627.21
68533000	FICA	CF	9300000183	8/31/2012	(251.91)
68533000	FICA	CF	9300000183	8/31/2012	251.91
68533000	FICA	CF	9300000185	8/31/2012	(10.96)
68533000	FICA	CF	9300000185	8/31/2012	10.96
68533000	FICA	CF	9300000187	8/31/2012	(19.00)
68533000	FICA	CF	9300000187	8/31/2012	19.00
68533000	FICA	CF	9300000189	8/31/2012	(98.57)
68533000	FICA	CF	9300000189	8/31/2012	98.57
68533000	FICA	CF	9300000191	8/31/2012	(107.90)
68533000	FICA	CF	9300000191	8/31/2012	107.90
68533000	FICA	CF	9300000194	8/31/2012	(99.20)
68533000	FICA	CF	9300000194	8/31/2012	99.20
68533000	FICA	CF	9300000196	8/31/2012	(156.76)
68533000	FICA	CF	9300000196	8/31/2012	156.76
68533000	FICA	CF	9300000198	8/31/2012	(44.91)
68533000	FICA	CF	9300000198	8/31/2012	44.91
68533000	FICA	CF	9300000200	8/31/2012	(38.98)
68533000	FICA	CF	9300000200	8/31/2012	38.98
68533000	FICA	CF	9300000202	8/31/2012	(3,929.92)
68533000	FICA	CF	9300000202	8/31/2012	3,929.92
68533000	FICA	CF	9300000204	8/31/2012	(149.93)
68533000	FICA	CF	9300000204	8/31/2012	149.93

## Kentucky American Water Company

Case No. 2012-00520

Response to PSC DR1, Item 31

Account	Description	Doc Type	Document Number	Posting Date	Amount
68533000	FICA	CF	9300000206	8/31/2012	(138.76)
68533000	FICA	CF	9300000206	8/31/2012	138.76
68533000	FICA	CF	9300000208	8/31/2012	(85.68)
68533000	FICA	CF	9300000208	8/31/2012	85.68
68533000	FICA	CF	9300000210	8/31/2012	(504.61)
68533000	FICA	CF	9300000210	8/31/2012	504.61
68533000	FICA	CF	9300000216	8/31/2012	(6.75)
68533000	FICA	CF	9300000216	8/31/2012	6.75
68533000	FICA	CF	9300000217	8/31/2012	(54.06)
68533000	FICA	CF	9300000217	8/31/2012	54.06
68533000	FICA	CF	9300000292	8/31/2012	(1,151.00)
68533000	FICA	CF	9300000292	8/31/2012	1,151.00
68533000	FICA	CF	9300000294	8/31/2012	(34.74)
68533000	FICA	CF	9300000294	8/31/2012	34.74
68533000	FICA	CF	9300000297	8/31/2012	(968.28)
68533000	FICA	CF	9300000297	8/31/2012	968.28
68533000	FICA	CF	9300000301	8/31/2012	(700.42)
68533000	FICA	CF	9300000301	8/31/2012	700.42
68533000	FICA	CF	9300000303	8/31/2012	(842.00)
68533000	FICA	CF	9300000303	8/31/2012	842.00
68533000	FICA	CF	9300000307	8/31/2012	(10.68)
68533000	FICA	CF	9300000307	8/31/2012	10.68
68533000	FICA	CF	9300000309	8/31/2012	(1,653.81)
68533000	FICA	CF	9300000309	8/31/2012	1,653.81
68533000	FICA	CF	9300000313	8/31/2012	(459.84)
68533000	FICA	CF	9300000313	8/31/2012	459.84
68533000	FICA	CF	9300000318	8/31/2012	(132.34)
68533000	FICA	CF	9300000318	8/31/2012	132.34
68533000	FICA	CF	9300000320	8/31/2012	(23.51)
68533000	FICA	CF	9300000320	8/31/2012	23.51
68533000	FICA	CF	9300000323	8/31/2012	(955.34)
68533000	FICA	CF	9300000323	8/31/2012	955.34
68533000	FICA	CF	9300000328	8/31/2012	(3,479.16)
68533000	FICA	CF	9300000328	8/31/2012	3,479.16
68533000	FICA	CF	9300000331	8/31/2012	(93.08)
68533000	FICA	CF	9300000331	8/31/2012	93.08
68533000	FICA	CF	9300000333	8/31/2012	(95.46)
68533000	FICA	CF	9300000333	8/31/2012	95.46
68533000	FICA	CF	9300000335	8/31/2012	(39.22)
68533000	FICA	CF	9300000335	8/31/2012	39.22
68533000	FICA	CF	9300000340	8/31/2012	(2,110.86)
68533000	FICA	CF	9300000340	8/31/2012	2,110.86
68533000	FICA	CF	9300000344	8/31/2012	(559.40)
68533000	FICA	CF	9300000344	8/31/2012	559.40
68533000	FICA	CF	9300000348	8/31/2012	(1,600.88)
68533000	FICA	CF	9300000348	8/31/2012	1,600.88
68533000	FICA	CF	9300000351	8/31/2012	(266.92)
68533000	FICA	CF	9300000351	8/31/2012	266.92
68533000	FICA	CF	9300000353	8/31/2012	(860.88)
68533000	FICA	CF	9300000353	8/31/2012	860.88
68533000	FICA	CF	9300000355	8/31/2012	(1,235.80)
68533000	FICA	CF	9300000355	8/31/2012	1,235.80
68533000	FICA	CF	9300000359	8/31/2012	(8,871.46)

## Kentucky American Water Company

Case No. 2012-00520

Response to PSC DR1, Item 31

Account	Description	Doc Type	Document Number	Posting Date	Amount
68533000	FICA	CF	9300000359	8/31/2012	8,871.46
68533000	FICA	CF	9300000361	8/31/2012	(959.50)
68533000	FICA	CF	9300000361	8/31/2012	959.50
68533000	FICA	CF	9300000365	8/31/2012	(122.30)
68533000	FICA	CF	9300000365	8/31/2012	122.30
68533000	FICA	CF	9300000367	8/31/2012	(157.18)
68533000	FICA	CF	9300000367	8/31/2012	157.18
68533000	FICA	CF	9300000369	8/31/2012	(137.68)
68533000	FICA	CF	9300000369	8/31/2012	137.68
68533000	FICA	CF	9300000373	8/31/2012	(131.98)
68533000	FICA	CF	9300000373	8/31/2012	131.98
68533000	FICA	CF	9300000375	8/31/2012	(12.42)
68533000	FICA	CF	9300000375	8/31/2012	12.42
68533000	FICA	CF	9300000377	8/31/2012	(143.14)
68533000	FICA	CF	9300000377	8/31/2012	143.14
68533000	FICA	CF	9300000379	8/31/2012	(151.08)
68533000	FICA	CF	9300000379	8/31/2012	151.08
68533000	FICA	CF	9300000381	8/31/2012	(6,768.42)
68533000	FICA	CF	9300000381	8/31/2012	6,768.42
68533000	FICA	CF	9300000383	8/31/2012	(222.00)
68533000	FICA	CF	9300000383	8/31/2012	222.00
68533000	FICA	CF	9300000385	8/31/2012	(157.74)
68533000	FICA	CF	9300000385	8/31/2012	157.74
68533000	FICA	CF	9300000387	8/31/2012	(780.48)
68533000	FICA	CF	9300000387	8/31/2012	780.48
68533100	FICA Cap Credits	UT	9300000121	8/31/2012	(743.78)
68533100	FICA Cap Credits	UT	9300000290	8/31/2012	(1,960.42)
68535000	SUTA	CF	9300000123	8/31/2012	(0.36)
68535000	SUTA	CF	9300000123	8/31/2012	0.36
68535000	SUTA	CF	9300000127	8/31/2012	(34.04)
68535000	SUTA	CF	9300000127	8/31/2012	34.04
68535000	SUTA	CF	9300000151	8/31/2012	(0.01)
68535000	SUTA	CF	9300000151	8/31/2012	0.01
68535000	SUTA	CF	9300000165	8/31/2012	(0.01)
68535000	SUTA	CF	9300000165	8/31/2012	0.01
68535000	SUTA	CF	9300000181	8/31/2012	(42.34)
68535000	SUTA	CF	9300000181	8/31/2012	42.34
68535000	SUTA	CF	9300000202	8/31/2012	(0.04)
68535000	SUTA	CF	9300000202	8/31/2012	0.04
68535000	SUTA	CF	9300000292	8/31/2012	(71.32)
68535000	SUTA	CF	9300000292	8/31/2012	71.32
68535000	SUTA	CF	9300000359	8/31/2012	(93.40)
68535000	SUTA	CF	9300000359	8/31/2012	93.40
68535100	SUTA Cap Credits	UT	9300000121	8/31/2012	(52.32)
68535100	SUTA Cap Credits	UT	9300000290	8/31/2012	(104.66)
68545000	Utility Reg Assessme	SA	100000897	8/31/2012	143,135.83
68545000	Utility Reg Assessme	SA	100000897	8/31/2012	(146,135.83)
68545000	Utility Reg Assessme	SA	100000897	8/31/2012	2,739.88
68545000	Utility Reg Assessme	SA	100000897	8/31/2012	2,739.88
68545000	Utility Reg Assessme	CF	9300000416	8/31/2012	(9,438.11)
68545000	Utility Reg Assessme	CF	9300000416	8/31/2012	9,438.11
69011000	FIT-Current	SI	9600000036	8/31/2012	848,627.72
69021000	SIT-Current	SI	9600000036	8/31/2012	154,764.93

## Kentucky American Water Company

Case No. 2012-00520

Response to PSC DR1, Item 31

Account	Description	Doc Type	Document Number	Posting Date	Amount
69031000	FIT-Oth Inc&Ded CY	SI	9600000036	8/31/2012	(1,136.04)
69041000	SIT-Oth Inc&Ded CY	SI	9600000036	8/31/2012	(207.18)
69065000	Def FIT-Other	SI	9600000036	8/31/2012	239,918.34
69065000	Def FIT-Other	SI	9600000036	8/31/2012	(113,053.31)
69073500	Def SIT-Other	SI	9600000036	8/31/2012	43,754.10
69073500	Def SIT-Other	SI	9600000036	8/31/2012	(20,617.60)
70510000	AFUDC-Equity	UI	2000000094	8/31/2012	(33,957.83)
70510000	AFUDC-Equity	UI	2000000094	8/31/2012	(159.59)
70510000	AFUDC-Equity	UI	2000000094	8/31/2012	(2,628.98)
70510000	AFUDC-Equity	UI	2000000094	8/31/2012	86.63
70510000	AFUDC-Equity	UI	2000000094	8/31/2012	(24,581.40)
70510000	AFUDC-Equity	UZ	2000000095	8/31/2012	(3,728.61)
70510000	AFUDC-Equity	UI	2000000094	8/31/2012	3,728.61
70510000	AFUDC-Equity	UZ	2000000095	8/31/2012	(4,755.87)
70510000	AFUDC-Equity	UI	2000000087	8/31/2012	4,755.87
70510000	AFUDC-Equity	UZ	2000000095	8/31/2012	(2,059.85)
70510000	AFUDC-Equity	UI	2000000094	8/31/2012	2,059.85
70510000	AFUDC-Equity	UZ	2000000095	8/31/2012	(132.13)
70510000	AFUDC-Equity	UI	2000000087	8/31/2012	132.13
70510000	AFUDC-Equity	UZ	2000000095	8/31/2012	(1,614.20)
70510000	AFUDC-Equity	UI	2000000094	8/31/2012	1,614.20
70510000	AFUDC-Equity	UZ	2000000095	8/31/2012	(1,595.91)
70510000	AFUDC-Equity	UI	2000000094	8/31/2012	1,595.91
70510000	AFUDC-Equity	UZ	2000000088	8/31/2012	(36.67)
70510000	AFUDC-Equity	UI	2000000094	8/31/2012	36.67
70510000	AFUDC-Equity	UI	2000000094	8/31/2012	220.06
70510000	AFUDC-Equity	UZ	2000000095	8/31/2012	(220.06)
70510000	AFUDC-Equity	UZ	2000000088	8/31/2012	(18.08)
70510000	AFUDC-Equity	UI	2000000094	8/31/2012	18.08
70510000	AFUDC-Equity	UI	2000000087	8/31/2012	5.85
70510000	AFUDC-Equity	UZ	2000000095	8/31/2012	(5.85)
70510000	AFUDC-Equity	UI	2000000087	8/31/2012	2.93
70510000	AFUDC-Equity	UZ	2000000095	8/31/2012	(2.93)
70510000	AFUDC-Equity	UI	2000000087	8/31/2012	2.93
70510000	AFUDC-Equity	UZ	2000000095	8/31/2012	(2.93)
70510000	AFUDC-Equity	UI	2000000087	8/31/2012	19.60
70510000	AFUDC-Equity	UZ	2000000095	8/31/2012	(19.60)
70510000	AFUDC-Equity	UI	2000000094	8/31/2012	(51.61)
70510000	AFUDC-Equity	UZ	2000000095	8/31/2012	51.61
70510000	AFUDC-Equity	UI	2000000094	8/31/2012	15.13
70510000	AFUDC-Equity	UZ	2000000095	8/31/2012	(15.13)
70510000	AFUDC-Equity	UI	2000000094	8/31/2012	1.67
70510000	AFUDC-Equity	UZ	2000000095	8/31/2012	(1.67)
70510000	AFUDC-Equity	UI	2000000094	8/31/2012	(1.32)
70510000	AFUDC-Equity	UZ	2000000095	8/31/2012	1.32
70510000	AFUDC-Equity	UI	2000000094	8/31/2012	0.38
70510000	AFUDC-Equity	UZ	2000000095	8/31/2012	(0.38)
70510000	AFUDC-Equity	UI	2000000087	8/31/2012	722.15
70510000	AFUDC-Equity	UZ	2000000095	8/31/2012	(722.15)
70510000	AFUDC-Equity	UI	2000000087	8/31/2012	43.31
70510000	AFUDC-Equity	UZ	2000000095	8/31/2012	(43.31)
70510000	AFUDC-Equity	UI	2000000094	8/31/2012	264.84
70510000	AFUDC-Equity	UZ	2000000095	8/31/2012	(264.84)

## Kentucky American Water Company

Case No. 2012-00520

Response to PSC DR1, Item 31

Account	Description	Doc Type	Document Number	Posting Date	Amount
70510000	AFUDC-Equity	UZ	2000000088	8/31/2012	(1.41)
70510000	AFUDC-Equity	UI	2000000094	8/31/2012	1.41
70510000	AFUDC-Equity	UI	2000000094	8/31/2012	77.75
70510000	AFUDC-Equity	UZ	2000000095	8/31/2012	(77.75)
70510000	AFUDC-Equity	UI	2000000094	8/31/2012	42.04
70510000	AFUDC-Equity	UZ	2000000095	8/31/2012	(42.04)
70510000	AFUDC-Equity	UZ	2000000088	8/31/2012	(5.16)
70510000	AFUDC-Equity	UI	2000000094	8/31/2012	5.16
70510000	AFUDC-Equity	UI	2000000087	8/31/2012	1,037.29
70510000	AFUDC-Equity	UZ	2000000095	8/31/2012	(1,037.29)
70510000	AFUDC-Equity	UI	2000000094	8/31/2012	11.55
70510000	AFUDC-Equity	UZ	2000000095	8/31/2012	(11.55)
70510000	AFUDC-Equity	UI	2000000094	8/31/2012	199.42
70510000	AFUDC-Equity	UZ	2000000095	8/31/2012	(199.42)
70510000	AFUDC-Equity	UI	2000000094	8/31/2012	9.49
70510000	AFUDC-Equity	UZ	2000000095	8/31/2012	(9.49)
70510000	AFUDC-Equity	UI	2000000087	8/31/2012	0.87
70510000	AFUDC-Equity	UZ	2000000095	8/31/2012	(0.87)
70510000	AFUDC-Equity	UI	2000000094	8/31/2012	97.51
70510000	AFUDC-Equity	UZ	2000000095	8/31/2012	(97.51)
70510000	AFUDC-Equity	UI	2000000087	8/31/2012	986.47
70510000	AFUDC-Equity	UZ	2000000095	8/31/2012	(986.47)
70510000	AFUDC-Equity	UI	2000000094	8/31/2012	965.98
70510000	AFUDC-Equity	UZ	2000000095	8/31/2012	(965.98)
70510000	AFUDC-Equity	UI	2000000087	8/31/2012	2.33
70510000	AFUDC-Equity	UZ	2000000095	8/31/2012	(2.33)
70510000	AFUDC-Equity	UI	2000000087	8/31/2012	6.81
70510000	AFUDC-Equity	UZ	2000000095	8/31/2012	(6.81)
70510000	AFUDC-Equity	UI	2000000094	8/31/2012	10.02
70510000	AFUDC-Equity	UZ	2000000095	8/31/2012	(10.02)
70510000	AFUDC-Equity	UI	2000000087	8/31/2012	39.07
70510000	AFUDC-Equity	UZ	2000000095	8/31/2012	(39.07)
70510000	AFUDC-Equity	UI	2000000094	8/31/2012	39.07
70510000	AFUDC-Equity	UZ	2000000095	8/31/2012	(39.07)
70510000	AFUDC-Equity	UI	2000000087	8/31/2012	39.07
70510000	AFUDC-Equity	UZ	2000000095	8/31/2012	(39.07)
70510000	AFUDC-Equity	UI	2000000094	8/31/2012	11.12
70510000	AFUDC-Equity	UZ	2000000095	8/31/2012	(11.12)
70510000	AFUDC-Equity	UI	2000000094	8/31/2012	11.12
70510000	AFUDC-Equity	UZ	2000000095	8/31/2012	(11.12)
70510000	AFUDC-Equity	UI	2000000094	8/31/2012	11.12
70510000	AFUDC-Equity	UZ	2000000095	8/31/2012	(11.12)
70510000	AFUDC-Equity	UI	2000000094	8/31/2012	82.03
70510000	AFUDC-Equity	UZ	2000000095	8/31/2012	(82.03)
70510000	AFUDC-Equity	UI	2000000094	8/31/2012	931.56
70510000	AFUDC-Equity	UZ	2000000095	8/31/2012	(931.56)
70510000	AFUDC-Equity	UZ	2000000088	8/31/2012	(33.50)
70510000	AFUDC-Equity	UI	2000000094	8/31/2012	33.50
70510000	AFUDC-Equity	UI	2000000094	8/31/2012	34.21
70510000	AFUDC-Equity	UZ	2000000095	8/31/2012	(34.21)
70510000	AFUDC-Equity	UI	2000000094	8/31/2012	29.55
70510000	AFUDC-Equity	UZ	2000000095	8/31/2012	(29.55)
70510000	AFUDC-Equity	UI	2000000094	8/31/2012	92.60



## Kentucky American Water Company

Case No. 2012-00520

Response to PSC DR1, Item 31

Account	Description	Doc Type	Document Number	Posting Date	Amount
70510000	AFUDC-Equity	UZ	2000000095	8/31/2012	(92.60)
70510000	AFUDC-Equity	UI	2000000094	8/31/2012	90.67
70510000	AFUDC-Equity	UZ	2000000095	8/31/2012	(90.67)
70510000	AFUDC-Equity	UI	2000000094	8/31/2012	146.97
70510000	AFUDC-Equity	UZ	2000000095	8/31/2012	(146.97)
70510000	AFUDC-Equity	UI	2000000094	8/31/2012	206.22
70510000	AFUDC-Equity	UZ	2000000095	8/31/2012	(206.22)
70510000	AFUDC-Equity	UI	2000000094	8/31/2012	103.04
70510000	AFUDC-Equity	UZ	2000000095	8/31/2012	(103.04)
70510000	AFUDC-Equity	UI	2000000094	8/31/2012	131.45
70510000	AFUDC-Equity	UZ	2000000095	8/31/2012	(131.45)
70510000	AFUDC-Equity	UI	2000000094	8/31/2012	22.18
70510000	AFUDC-Equity	UZ	2000000095	8/31/2012	(22.18)
70510000	AFUDC-Equity	UI	2000000087	8/31/2012	68.94
70510000	AFUDC-Equity	UZ	2000000095	8/31/2012	(68.94)
70510000	AFUDC-Equity	UI	2000000094	8/31/2012	5.06
70510000	AFUDC-Equity	UZ	2000000095	8/31/2012	(5.06)
70510000	AFUDC-Equity	UZ	2000000088	8/31/2012	(44.47)
70510000	AFUDC-Equity	UI	2000000094	8/31/2012	44.47
70510000	AFUDC-Equity	UI	2000000094	8/31/2012	2,434.12
70510000	AFUDC-Equity	UZ	2000000095	8/31/2012	(2,434.12)
70510000	AFUDC-Equity	UI	2000000094	8/31/2012	3,026.00
70510000	AFUDC-Equity	UZ	2000000095	8/31/2012	(3,026.00)
70510000	AFUDC-Equity	UI	2000000094	8/31/2012	22.06
70510000	AFUDC-Equity	UZ	2000000095	8/31/2012	(22.06)
70510000	AFUDC-Equity	UI	2000000094	8/31/2012	77.18
70510000	AFUDC-Equity	UZ	2000000095	8/31/2012	(77.18)
70510000	AFUDC-Equity	UZ	2000000088	8/31/2012	(6.77)
70510000	AFUDC-Equity	UI	2000000094	8/31/2012	6.77
70510000	AFUDC-Equity	UI	2000000094	8/31/2012	5.21
70510000	AFUDC-Equity	UZ	2000000095	8/31/2012	(5.21)
70510000	AFUDC-Equity	UZ	2000000088	8/31/2012	(9.64)
70510000	AFUDC-Equity	UI	2000000094	8/31/2012	9.64
70510000	AFUDC-Equity	UI	2000000087	8/31/2012	155.66
70510000	AFUDC-Equity	UZ	2000000088	8/31/2012	(155.66)
70510000	AFUDC-Equity	UZ	2000000088	8/31/2012	(187.89)
70510000	AFUDC-Equity	UI	2000000094	8/31/2012	187.89
70510000	AFUDC-Equity	UI	2000000094	8/31/2012	237.53
70510000	AFUDC-Equity	UZ	2000000095	8/31/2012	(237.53)
70510000	AFUDC-Equity	UI	2000000094	8/31/2012	631.02
70510000	AFUDC-Equity	UZ	2000000095	8/31/2012	(631.02)
70510000	AFUDC-Equity	UI	2000000094	8/31/2012	12.59
70510000	AFUDC-Equity	UZ	2000000095	8/31/2012	(12.59)
70510000	AFUDC-Equity	UI	2000000094	8/31/2012	9.40
70510000	AFUDC-Equity	UZ	2000000095	8/31/2012	(9.40)
70510000	AFUDC-Equity	UI	2000000087	8/31/2012	19.79
70510000	AFUDC-Equity	UZ	2000000095	8/31/2012	(19.79)
70510000	AFUDC-Equity	UI	2000000094	8/31/2012	1,591.94
70510000	AFUDC-Equity	UZ	2000000095	8/31/2012	(1,591.94)
70510000	AFUDC-Equity	UI	2000000094	8/31/2012	260.42
70510000	AFUDC-Equity	UZ	2000000095	8/31/2012	(260.42)
70510000	AFUDC-Equity	UI	2000000094	8/31/2012	3.29
70510000	AFUDC-Equity	UZ	2000000095	8/31/2012	(3.29)

## Kentucky American Water Company

Case No. 2012-00520

Response to PSC DR1, Item 31

Account	Description	Doc Type	Document Number	Posting Date	Amount
70510000	AFUDC-Equity	UI	2000000094	8/31/2012	87.40
70510000	AFUDC-Equity	UZ	2000000095	8/31/2012	(87.40)
70510000	AFUDC-Equity	UI	2000000094	8/31/2012	20.06
70510000	AFUDC-Equity	UZ	2000000095	8/31/2012	(20.06)
70510000	AFUDC-Equity	UZ	2000000088	8/31/2012	(3.05)
70510000	AFUDC-Equity	UI	2000000094	8/31/2012	3.05
70510000	AFUDC-Equity	UI	2000000094	8/31/2012	3.61
70510000	AFUDC-Equity	UZ	2000000095	8/31/2012	(3.61)
70510000	AFUDC-Equity	UI	2000000087	8/31/2012	11.08
70510000	AFUDC-Equity	UZ	2000000095	8/31/2012	(11.08)
70510000	AFUDC-Equity	UI	2000000094	8/31/2012	9.24
70510000	AFUDC-Equity	UZ	2000000095	8/31/2012	(9.24)
70510000	AFUDC-Equity	UI	2000000094	8/31/2012	9.75
70510000	AFUDC-Equity	UZ	2000000095	8/31/2012	(9.75)
70510000	AFUDC-Equity	UI	2000000094	8/31/2012	12.44
70510000	AFUDC-Equity	UZ	2000000095	8/31/2012	(12.44)
70510000	AFUDC-Equity	UI	2000000087	8/31/2012	17.50
70510000	AFUDC-Equity	UZ	2000000095	8/31/2012	(17.50)
70510000	AFUDC-Equity	UI	2000000094	8/31/2012	0.34
70510000	AFUDC-Equity	UZ	2000000095	8/31/2012	(0.34)
70510000	AFUDC-Equity	UI	2000000094	8/31/2012	30.10
70510000	AFUDC-Equity	UZ	2000000095	8/31/2012	(30.10)
70510000	AFUDC-Equity	UI	2000000094	8/31/2012	483.50
70510000	AFUDC-Equity	UZ	2000000095	8/31/2012	(483.50)
70510000	AFUDC-Equity	UI	2000000087	8/31/2012	3.46
70510000	AFUDC-Equity	UZ	2000000095	8/31/2012	(3.46)
70510000	AFUDC-Equity	UI	2000000094	8/31/2012	1.72
70510000	AFUDC-Equity	UZ	2000000095	8/31/2012	(1.72)
70510000	AFUDC-Equity	UI	2000000094	8/31/2012	0.01
70510000	AFUDC-Equity	UZ	2000000095	8/31/2012	(0.01)
70510000	AFUDC-Equity	UI	2000000087	8/31/2012	12.33
70510000	AFUDC-Equity	UZ	2000000095	8/31/2012	(12.33)
70510000	AFUDC-Equity	UI	2000000094	8/31/2012	15.05
70510000	AFUDC-Equity	UZ	2000000095	8/31/2012	(15.05)
70510000	AFUDC-Equity	UI	2000000094	8/31/2012	18.30
70510000	AFUDC-Equity	UZ	2000000095	8/31/2012	(18.30)
70510000	AFUDC-Equity	UI	2000000087	8/31/2012	2.62
70510000	AFUDC-Equity	UZ	2000000088	8/31/2012	(2.62)
70510000	AFUDC-Equity	UZ	2000000088	8/31/2012	(10.08)
70510000	AFUDC-Equity	UI	2000000094	8/31/2012	10.08
70510000	AFUDC-Equity	UI	2000000094	8/31/2012	7.23
70510000	AFUDC-Equity	UZ	2000000095	8/31/2012	(7.23)
70510000	AFUDC-Equity	UI	2000000087	8/31/2012	0.06
70510000	AFUDC-Equity	UZ	2000000095	8/31/2012	(0.06)
70510000	AFUDC-Equity	UI	2000000094	8/31/2012	1.74
70510000	AFUDC-Equity	UZ	2000000095	8/31/2012	(1.74)
70510000	AFUDC-Equity	UI	2000000087	8/31/2012	15.41
70510000	AFUDC-Equity	UZ	2000000095	8/31/2012	(15.41)
70510000	AFUDC-Equity	UI	2000000094	8/31/2012	3.36
70510000	AFUDC-Equity	UZ	2000000095	8/31/2012	(3.36)
70510000	AFUDC-Equity	UI	2000000094	8/31/2012	23.85
70510000	AFUDC-Equity	UZ	2000000095	8/31/2012	(23.85)
70510000	AFUDC-Equity	UI	2000000094	8/31/2012	25.64

## Kentucky American Water Company

Case No. 2012-00520

Response to PSC DR1, Item 31

Account	Description	Doc Type	Document Number	Posting Date	Amount
70510000	AFUDC-Equity	UZ	2000000095	8/31/2012	(25.64)
70510000	AFUDC-Equity	UI	2000000094	8/31/2012	15.78
70510000	AFUDC-Equity	UZ	2000000095	8/31/2012	(15.78)
70510000	AFUDC-Equity	UZ	2000000088	8/31/2012	(8.29)
70510000	AFUDC-Equity	UI	2000000094	8/31/2012	8.29
70510000	AFUDC-Equity	UI	2000000094	8/31/2012	18.90
70510000	AFUDC-Equity	UZ	2000000095	8/31/2012	(18.90)
70510000	AFUDC-Equity	UI	2000000094	8/31/2012	19.57
70510000	AFUDC-Equity	UZ	2000000095	8/31/2012	(19.57)
70510000	AFUDC-Equity	UI	2000000087	8/31/2012	19.51
70510000	AFUDC-Equity	UZ	2000000095	8/31/2012	(19.51)
70510000	AFUDC-Equity	UI	2000000087	8/31/2012	129.50
70510000	AFUDC-Equity	UZ	2000000095	8/31/2012	(129.50)
70510000	AFUDC-Equity	UI	2000000094	8/31/2012	62.92
70510000	AFUDC-Equity	UZ	2000000095	8/31/2012	(62.92)
70510000	AFUDC-Equity	UI	2000000094	8/31/2012	104.43
70510000	AFUDC-Equity	UZ	2000000095	8/31/2012	(104.43)
70510000	AFUDC-Equity	UI	2000000094	8/31/2012	24.75
70510000	AFUDC-Equity	UZ	2000000095	8/31/2012	(24.75)
70510000	AFUDC-Equity	UI	2000000094	8/31/2012	37.57
70510000	AFUDC-Equity	UZ	2000000095	8/31/2012	(37.57)
70510000	AFUDC-Equity	UI	2000000094	8/31/2012	35.75
70510000	AFUDC-Equity	UZ	2000000095	8/31/2012	(35.75)
70510000	AFUDC-Equity	UI	2000000094	8/31/2012	29.64
70510000	AFUDC-Equity	UZ	2000000095	8/31/2012	(29.64)
70510000	AFUDC-Equity	UI	2000000094	8/31/2012	33.39
70510000	AFUDC-Equity	UZ	2000000095	8/31/2012	(33.39)
70510000	AFUDC-Equity	UI	2000000087	8/31/2012	31.78
70510000	AFUDC-Equity	UZ	2000000095	8/31/2012	(31.78)
70510000	AFUDC-Equity	UI	2000000087	8/31/2012	22.00
70510000	AFUDC-Equity	UZ	2000000095	8/31/2012	(22.00)
70510000	AFUDC-Equity	UZ	2000000088	8/31/2012	(20.13)
70510000	AFUDC-Equity	UI	2000000094	8/31/2012	20.13
70510000	AFUDC-Equity	UI	2000000094	8/31/2012	21.60
70510000	AFUDC-Equity	UZ	2000000095	8/31/2012	(21.60)
70510000	AFUDC-Equity	UI	2000000094	8/31/2012	119.33
70510000	AFUDC-Equity	UZ	2000000095	8/31/2012	(119.33)
70510000	AFUDC-Equity	UI	2000000094	8/31/2012	116.93
70510000	AFUDC-Equity	UZ	2000000095	8/31/2012	(116.93)
70510000	AFUDC-Equity	UI	2000000087	8/31/2012	117.41
70510000	AFUDC-Equity	UZ	2000000088	8/31/2012	(117.41)
70510000	AFUDC-Equity	UI	2000000087	8/31/2012	0.01
70510000	AFUDC-Equity	UZ	2000000088	8/31/2012	(0.01)
70510000	AFUDC-Equity	UI	2000000094	8/31/2012	3.24
70510000	AFUDC-Equity	UZ	2000000095	8/31/2012	(3.24)
70510000	AFUDC-Equity	UZ	2000000088	8/31/2012	(8.48)
70510000	AFUDC-Equity	UI	2000000094	8/31/2012	8.48
70510000	AFUDC-Equity	UI	2000000087	8/31/2012	292.87
70510000	AFUDC-Equity	UZ	2000000095	8/31/2012	(292.87)
70510000	AFUDC-Equity	UZ	2000000088	8/31/2012	(319.43)
70510000	AFUDC-Equity	UI	2000000094	8/31/2012	319.43
70510000	AFUDC-Equity	UI	2000000094	8/31/2012	119.94
70510000	AFUDC-Equity	UZ	2000000095	8/31/2012	(119.94)

## Kentucky American Water Company

Case No. 2012-00520

Response to PSC DR1, Item 31

Account	Description	Doc Type	Document Number	Posting Date	Amount
70510000	AFUDC-Equity	UI	2000000094	8/31/2012	22.13
70510000	AFUDC-Equity	UZ	2000000095	8/31/2012	(22.13)
70510000	AFUDC-Equity	UZ	2000000088	8/31/2012	(22.48)
70510000	AFUDC-Equity	UI	2000000094	8/31/2012	22.48
70510000	AFUDC-Equity	UI	2000000087	8/31/2012	147.24
70510000	AFUDC-Equity	UZ	2000000095	8/31/2012	(147.24)
70510000	AFUDC-Equity	UI	2000000087	8/31/2012	24.51
70510000	AFUDC-Equity	UZ	2000000095	8/31/2012	(24.51)
70510000	AFUDC-Equity	UZ	2000000088	8/31/2012	(224.08)
70510000	AFUDC-Equity	UI	2000000094	8/31/2012	224.08
70510000	AFUDC-Equity	UI	2000000094	8/31/2012	3.16
70510000	AFUDC-Equity	UZ	2000000095	8/31/2012	(3.16)
70510000	AFUDC-Equity	UI	2000000094	8/31/2012	38.37
70510000	AFUDC-Equity	UZ	2000000095	8/31/2012	(38.37)
70510000	AFUDC-Equity	UZ	2000000088	8/31/2012	(64.50)
70510000	AFUDC-Equity	UI	2000000094	8/31/2012	64.50
70510000	AFUDC-Equity	UI	2000000094	8/31/2012	67.88
70510000	AFUDC-Equity	UZ	2000000095	8/31/2012	(67.88)
70510000	AFUDC-Equity	UI	2000000087	8/31/2012	230.46
70510000	AFUDC-Equity	UZ	2000000095	8/31/2012	(230.46)
70510000	AFUDC-Equity	UI	2000000094	8/31/2012	174.63
70510000	AFUDC-Equity	UZ	2000000095	8/31/2012	(174.63)
70510000	AFUDC-Equity	UI	2000000087	8/31/2012	91.02
70510000	AFUDC-Equity	UZ	2000000095	8/31/2012	(91.02)
70510000	AFUDC-Equity	UI	2000000094	8/31/2012	0.21
70510000	AFUDC-Equity	UZ	2000000095	8/31/2012	(0.21)
70510000	AFUDC-Equity	UI	2000000087	8/31/2012	102.94
70510000	AFUDC-Equity	UZ	2000000095	8/31/2012	(102.94)
70510000	AFUDC-Equity	UI	2000000094	8/31/2012	0.21
70510000	AFUDC-Equity	UZ	2000000095	8/31/2012	(0.21)
70510000	AFUDC-Equity	UI	2000000087	8/31/2012	126.78
70510000	AFUDC-Equity	UZ	2000000095	8/31/2012	(126.78)
70510000	AFUDC-Equity	UI	2000000094	8/31/2012	0.03
70510000	AFUDC-Equity	UZ	2000000095	8/31/2012	(0.03)
70510000	AFUDC-Equity	UI	2000000087	8/31/2012	65.58
70510000	AFUDC-Equity	UZ	2000000095	8/31/2012	(65.58)
70510000	AFUDC-Equity	UI	2000000094	8/31/2012	0.10
70510000	AFUDC-Equity	UZ	2000000095	8/31/2012	(0.10)
70510000	AFUDC-Equity	UI	2000000094	8/31/2012	69.88
70510000	AFUDC-Equity	UZ	2000000095	8/31/2012	(69.88)
70510000	AFUDC-Equity	UI	2000000094	8/31/2012	0.51
70510000	AFUDC-Equity	UZ	2000000095	8/31/2012	(0.51)
70510000	AFUDC-Equity	UI	2000000094	8/31/2012	63.84
70510000	AFUDC-Equity	UZ	2000000095	8/31/2012	(63.84)
70510000	AFUDC-Equity	UI	2000000094	8/31/2012	0.59
70510000	AFUDC-Equity	UZ	2000000095	8/31/2012	(0.59)
70510000	AFUDC-Equity	UI	2000000094	8/31/2012	457.94
70510000	AFUDC-Equity	UZ	2000000095	8/31/2012	(457.94)
70510000	AFUDC-Equity	UI	2000000087	8/31/2012	283.14
70510000	AFUDC-Equity	UZ	2000000095	8/31/2012	(283.14)
70510000	AFUDC-Equity	UI	2000000094	8/31/2012	45.62
70510000	AFUDC-Equity	UZ	2000000095	8/31/2012	(45.62)
70510000	AFUDC-Equity	UI	2000000087	8/31/2012	45.62

## Kentucky American Water Company

Case No. 2012-00520

Response to PSC DR1, Item 31

Account	Description	Doc Type	Document Number	Posting Date	Amount
70510000	AFUDC-Equity	UZ	2000000095	8/31/2012	(45.62)
70510000	AFUDC-Equity	UI	2000000094	8/31/2012	0.01
70510000	AFUDC-Equity	UZ	2000000095	8/31/2012	(0.01)
70510000	AFUDC-Equity	UI	2000000087	8/31/2012	380.80
70510000	AFUDC-Equity	UZ	2000000095	8/31/2012	(380.80)
70510000	AFUDC-Equity	UI	2000000087	8/31/2012	0.15
70510000	AFUDC-Equity	UZ	2000000095	8/31/2012	(0.15)
70510000	AFUDC-Equity	UI	2000000087	8/31/2012	325.34
70510000	AFUDC-Equity	UZ	2000000095	8/31/2012	(325.34)
70510000	AFUDC-Equity	UI	2000000094	8/31/2012	65.05
70510000	AFUDC-Equity	UZ	2000000095	8/31/2012	(65.05)
70510000	AFUDC-Equity	UI	2000000094	8/31/2012	1.24
70510000	AFUDC-Equity	UZ	2000000095	8/31/2012	(1.24)
70510000	AFUDC-Equity	UI	2000000094	8/31/2012	1.28
70510000	AFUDC-Equity	UZ	2000000095	8/31/2012	(1.28)
70510000	AFUDC-Equity	UI	2000000094	8/31/2012	1.31
70510000	AFUDC-Equity	UZ	2000000095	8/31/2012	(1.31)
70510000	AFUDC-Equity	UI	2000000094	8/31/2012	6.75
70510000	AFUDC-Equity	UZ	2000000095	8/31/2012	(6.75)
70510000	AFUDC-Equity	UI	2000000087	8/31/2012	6.75
70510000	AFUDC-Equity	UZ	2000000095	8/31/2012	(6.75)
70510000	AFUDC-Equity	UI	2000000094	8/31/2012	6.75
70510000	AFUDC-Equity	UZ	2000000095	8/31/2012	(6.75)
70510000	AFUDC-Equity	UI	2000000087	8/31/2012	1.21
70510000	AFUDC-Equity	UZ	2000000095	8/31/2012	(1.21)
70510000	AFUDC-Equity	UZ	2000000088	8/31/2012	(11.23)
70510000	AFUDC-Equity	UI	2000000094	8/31/2012	11.23
70510000	AFUDC-Equity	UI	2000000094	8/31/2012	0.05
70510000	AFUDC-Equity	UZ	2000000095	8/31/2012	(0.05)
70510000	AFUDC-Equity	UI	2000000087	8/31/2012	1.78
70510000	AFUDC-Equity	UZ	2000000095	8/31/2012	(1.78)
70510000	AFUDC-Equity	UI	2000000094	8/31/2012	0.43
70510000	AFUDC-Equity	UZ	2000000095	8/31/2012	(0.43)
70510000	AFUDC-Equity	UI	2000000087	8/31/2012	21.31
70510000	AFUDC-Equity	UZ	2000000095	8/31/2012	(21.31)
70510000	AFUDC-Equity	UI	2000000094	8/31/2012	3.83
70510000	AFUDC-Equity	UZ	2000000095	8/31/2012	(3.83)
70510000	AFUDC-Equity	UI	2000000087	8/31/2012	3.83
70510000	AFUDC-Equity	UZ	2000000095	8/31/2012	(3.83)
70510000	AFUDC-Equity	UI	2000000094	8/31/2012	21.31
70510000	AFUDC-Equity	UZ	2000000095	8/31/2012	(21.31)
70510000	AFUDC-Equity	UI	2000000094	8/31/2012	11.94
70510000	AFUDC-Equity	UZ	2000000095	8/31/2012	(11.94)
70510000	AFUDC-Equity	UI	2000000094	8/31/2012	11.94
70510000	AFUDC-Equity	UZ	2000000095	8/31/2012	(11.94)
70510000	AFUDC-Equity	UI	2000000094	8/31/2012	11.94
70510000	AFUDC-Equity	UZ	2000000095	8/31/2012	(11.94)
70510000	AFUDC-Equity	UZ	2000000088	8/31/2012	(35.81)
70510000	AFUDC-Equity	UI	2000000094	8/31/2012	35.81
70510000	AFUDC-Equity	UI	2000000094	8/31/2012	35.81
70510000	AFUDC-Equity	UZ	2000000095	8/31/2012	(35.81)
70510000	AFUDC-Equity	UI	2000000087	8/31/2012	5.71
70510000	AFUDC-Equity	UZ	2000000095	8/31/2012	(5.71)

## Kentucky American Water Company

Case No. 2012-00520

Response to PSC DR1, Item 31

Account	Description	Doc Type	Document Number	Posting Date	Amount
70510000	AFUDC-Equity	UI	2000000087	8/31/2012	5.71
70510000	AFUDC-Equity	UZ	2000000095	8/31/2012	(5.71)
70510000	AFUDC-Equity	UI	2000000087	8/31/2012	5.71
70510000	AFUDC-Equity	UZ	2000000095	8/31/2012	(5.71)
70510000	AFUDC-Equity	UZ	2000000088	8/31/2012	(17.09)
70510000	AFUDC-Equity	UI	2000000094	8/31/2012	17.09
70510000	AFUDC-Equity	UI	2000000094	8/31/2012	17.09
70510000	AFUDC-Equity	UZ	2000000095	8/31/2012	(17.09)
70510000	AFUDC-Equity	UI	2000000094	8/31/2012	3.27
70510000	AFUDC-Equity	UZ	2000000095	8/31/2012	(3.27)
70510000	AFUDC-Equity	UI	2000000094	8/31/2012	0.01
70510000	AFUDC-Equity	UZ	2000000095	8/31/2012	(0.01)
70510000	AFUDC-Equity	UI	2000000094	8/31/2012	11.24
70510000	AFUDC-Equity	UZ	2000000095	8/31/2012	(11.24)
70510000	AFUDC-Equity	UI	2000000094	8/31/2012	9.84
70510000	AFUDC-Equity	UZ	2000000095	8/31/2012	(9.84)
70510000	AFUDC-Equity	UI	2000000087	8/31/2012	8.93
70510000	AFUDC-Equity	UZ	2000000095	8/31/2012	(8.93)
70510000	AFUDC-Equity	UZ	2000000088	8/31/2012	(8.93)
70510000	AFUDC-Equity	UI	2000000094	8/31/2012	8.93
70510000	AFUDC-Equity	UI	2000000094	8/31/2012	26.80
70510000	AFUDC-Equity	UZ	2000000095	8/31/2012	(26.80)
70510000	AFUDC-Equity	UI	2000000094	8/31/2012	26.80
70510000	AFUDC-Equity	UZ	2000000095	8/31/2012	(26.80)
70510000	AFUDC-Equity	UI	2000000094	8/31/2012	8.93
70510000	AFUDC-Equity	UZ	2000000095	8/31/2012	(8.93)
70510000	AFUDC-Equity	UI	2000000094	8/31/2012	0.61
70510000	AFUDC-Equity	UZ	2000000095	8/31/2012	(0.61)
70510000	AFUDC-Equity	UI	2000000094	8/31/2012	6.92
70510000	AFUDC-Equity	UZ	2000000095	8/31/2012	(6.92)
70510000	AFUDC-Equity	UI	2000000094	8/31/2012	1.00
70510000	AFUDC-Equity	UZ	2000000095	8/31/2012	(1.00)
70510000	AFUDC-Equity	UI	2000000094	8/31/2012	5.29
70510000	AFUDC-Equity	UZ	2000000095	8/31/2012	(5.29)
70510000	AFUDC-Equity	UI	2000000094	8/31/2012	0.76
70510000	AFUDC-Equity	UZ	2000000095	8/31/2012	(0.76)
70510000	AFUDC-Equity	UI	2000000094	8/31/2012	0.76
70510000	AFUDC-Equity	UZ	2000000095	8/31/2012	(0.76)
70510000	AFUDC-Equity	UI	2000000087	8/31/2012	0.77
70510000	AFUDC-Equity	UZ	2000000095	8/31/2012	(0.77)
70510000	AFUDC-Equity	UI	2000000094	8/31/2012	31.63
70510000	AFUDC-Equity	UZ	2000000095	8/31/2012	(31.63)
70510000	AFUDC-Equity	UI	2000000087	8/31/2012	42.36
70510000	AFUDC-Equity	UZ	2000000095	8/31/2012	(42.36)
70510000	AFUDC-Equity	UI	2000000087	8/31/2012	30.43
70510000	AFUDC-Equity	UZ	2000000095	8/31/2012	(30.43)
70510000	AFUDC-Equity	UI	2000000087	8/31/2012	0.81
70510000	AFUDC-Equity	UZ	2000000095	8/31/2012	(0.81)
70510000	AFUDC-Equity	UI	2000000087	8/31/2012	0.81
70510000	AFUDC-Equity	UZ	2000000088	8/31/2012	(0.81)
70510000	AFUDC-Equity	UI	2000000094	8/31/2012	0.32
70510000	AFUDC-Equity	UZ	2000000095	8/31/2012	(0.32)
70510000	AFUDC-Equity	UZ	2000000088	8/31/2012	(0.64)

## Kentucky American Water Company

Case No. 2012-00520

Response to PSC DR1, Item 31

Account	Description	Doc Type	Document Number	Posting Date	Amount
70510000	AFUDC-Equity	UI	2000000094	8/31/2012	0.64
70510000	AFUDC-Equity	UI	2000000094	8/31/2012	0.51
70510000	AFUDC-Equity	UZ	2000000095	8/31/2012	(0.51)
70510000	AFUDC-Equity	UI	2000000094	8/31/2012	8.98
70510000	AFUDC-Equity	UZ	2000000095	8/31/2012	(8.98)
70510000	AFUDC-Equity	UI	2000000087	8/31/2012	9.67
70510000	AFUDC-Equity	UZ	2000000095	8/31/2012	(9.67)
70510000	AFUDC-Equity	UI	2000000094	8/31/2012	8.97
70510000	AFUDC-Equity	UZ	2000000095	8/31/2012	(8.97)
70510000	AFUDC-Equity	UI	2000000094	8/31/2012	6.92
70510000	AFUDC-Equity	UZ	2000000095	8/31/2012	(6.92)
70510000	AFUDC-Equity	UI	2000000087	8/31/2012	0.42
70510000	AFUDC-Equity	UZ	2000000095	8/31/2012	(0.42)
70510000	AFUDC-Equity	UI	2000000087	8/31/2012	0.34
70510000	AFUDC-Equity	UZ	2000000095	8/31/2012	(0.34)
70510000	AFUDC-Equity	UI	2000000094	8/31/2012	0.51
70510000	AFUDC-Equity	UZ	2000000095	8/31/2012	(0.51)
70510000	AFUDC-Equity	UI	2000000087	8/31/2012	9.93
70510000	AFUDC-Equity	UZ	2000000095	8/31/2012	(9.93)
70510000	AFUDC-Equity	UI	2000000094	8/31/2012	10.83
70510000	AFUDC-Equity	UZ	2000000095	8/31/2012	(10.83)
70510000	AFUDC-Equity	UI	2000000094	8/31/2012	2.16
70510000	AFUDC-Equity	UZ	2000000095	8/31/2012	(2.16)
70510000	AFUDC-Equity	UI	2000000094	8/31/2012	3.06
70510000	AFUDC-Equity	UZ	2000000095	8/31/2012	(3.06)
70510000	AFUDC-Equity	UZ	2000000088	8/31/2012	(3.51)
70510000	AFUDC-Equity	UI	2000000094	8/31/2012	3.51
70510000	AFUDC-Equity	UI	2000000094	8/31/2012	3.31
70510000	AFUDC-Equity	UZ	2000000095	8/31/2012	(3.31)
70510000	AFUDC-Equity	UZ	2000000088	8/31/2012	(6.19)
70510000	AFUDC-Equity	UI	2000000094	8/31/2012	6.19
70510000	AFUDC-Equity	UI	2000000094	8/31/2012	6.13
70510000	AFUDC-Equity	UZ	2000000095	8/31/2012	(6.13)
70510000	AFUDC-Equity	UI	2000000094	8/31/2012	6.90
70510000	AFUDC-Equity	UZ	2000000095	8/31/2012	(6.90)
70510000	AFUDC-Equity	UI	2000000094	8/31/2012	1.21
70510000	AFUDC-Equity	UZ	2000000095	8/31/2012	(1.21)
70510000	AFUDC-Equity	UI	2000000094	8/31/2012	0.28
70510000	AFUDC-Equity	UZ	2000000095	8/31/2012	(0.28)
70510000	AFUDC-Equity	UI	2000000094	8/31/2012	3.93
70510000	AFUDC-Equity	UZ	2000000095	8/31/2012	(3.93)
70510000	AFUDC-Equity	UI	2000000094	8/31/2012	3.55
70510000	AFUDC-Equity	UZ	2000000095	8/31/2012	(3.55)
70510000	AFUDC-Equity	UI	2000000094	8/31/2012	4.03
70510000	AFUDC-Equity	UZ	2000000095	8/31/2012	(4.03)
70510000	AFUDC-Equity	UI	2000000094	8/31/2012	155.50
70510000	AFUDC-Equity	UZ	2000000095	8/31/2012	(155.50)
70510000	AFUDC-Equity	UI	2000000087	8/31/2012	114.25
70510000	AFUDC-Equity	UZ	2000000095	8/31/2012	(114.25)
70510000	AFUDC-Equity	UI	2000000087	8/31/2012	146.64
70510000	AFUDC-Equity	UZ	2000000095	8/31/2012	(146.64)
70510000	AFUDC-Equity	UI	2000000094	8/31/2012	188.48
70510000	AFUDC-Equity	UZ	2000000095	8/31/2012	(188.48)

## Kentucky American Water Company

Case No. 2012-00520

Response to PSC DR1, Item 31

Account	Description	Doc Type	Document Number	Posting Date	Amount
70510000	AFUDC-Equity	UI	2000000094	8/31/2012	200.82
70510000	AFUDC-Equity	UZ	2000000095	8/31/2012	(200.82)
70510000	AFUDC-Equity	UI	2000000094	8/31/2012	7.56
70510000	AFUDC-Equity	UZ	2000000095	8/31/2012	(7.56)
70510000	AFUDC-Equity	UI	2000000087	8/31/2012	7.63
70510000	AFUDC-Equity	UZ	2000000095	8/31/2012	(7.63)
70510000	AFUDC-Equity	UI	2000000087	8/31/2012	89.76
70510000	AFUDC-Equity	UZ	2000000095	8/31/2012	(89.76)
70510000	AFUDC-Equity	UI	2000000087	8/31/2012	89.76
70510000	AFUDC-Equity	UZ	2000000095	8/31/2012	(89.76)
70510000	AFUDC-Equity	UI	2000000087	8/31/2012	89.76
70510000	AFUDC-Equity	UZ	2000000095	8/31/2012	(89.76)
70510000	AFUDC-Equity	UI	2000000094	8/31/2012	269.27
70510000	AFUDC-Equity	UZ	2000000095	8/31/2012	(269.27)
70510000	AFUDC-Equity	UI	2000000094	8/31/2012	269.27
70510000	AFUDC-Equity	UZ	2000000095	8/31/2012	(269.27)
71511000	M&J Revenues	DR	4000000733	8/31/2012	(2,734.29)
71511000	M&J Revenues	CF	9300000481	8/31/2012	2,734.29
71511000	M&J Revenues	CF	9300000481	8/31/2012	(2,734.29)
71511000	M&J Revenues	CF	9300000483	8/31/2012	2,734.29
71511000	M&J Revenues	CF	9300000483	8/31/2012	(2,734.29)
71521000	M&J Expenses	SV	100001015	8/31/2012	238.25
71521000	M&J Expenses	SA	100001029	8/31/2012	528.56
71521000	M&J Expenses	CF	9300000448	8/31/2012	(89.93)
71521000	M&J Expenses	CF	9300000448	8/31/2012	89.93
71521000	M&J Expenses	CF	9300000218	8/31/2012	(802.63)
71521000	M&J Expenses	CF	9300000218	8/31/2012	802.63
71521000	M&J Expenses	CF	9300000297	8/31/2012	43.24
71521000	M&J Expenses	CF	9300000297	8/31/2012	(43.24)
71521000	M&J Expenses	CF	9300000393	8/31/2012	(422.44)
71521000	M&J Expenses	CF	9300000393	8/31/2012	422.44
71521000	M&J Expenses	CS	9300000289	8/31/2012	802.63
71521000	M&J Expenses	CS	9300000289	8/31/2012	(802.63)
71521000	M&J Expenses	CS	9300000414	8/31/2012	422.44
71521000	M&J Expenses	CS	9300000414	8/31/2012	(422.44)
71521000	M&J Expenses	CS	9300000449	8/31/2012	89.93
71521000	M&J Expenses	CS	9300000449	8/31/2012	(89.93)
71521000	M&J Expenses	CS	9300001207	8/31/2012	528.56
71521000	M&J Expenses	CS	9300001207	8/31/2012	(528.56)
71521500	M&J Expenses I/C	SA	100001029	8/31/2012	406.32
71521500	M&J Expenses I/C	SA	100001029	8/31/2012	(746.99)
71521500	M&J Expenses I/C	SA	100001029	8/31/2012	(187.89)
72801100	Adv Rcpt Non-Srv Clr	UZ	2000000051	8/31/2012	29,182.00
72801100	Adv Rcpt Non-Srv Clr	UZ	2000000051	8/31/2012	20,447.00
72801100	Adv Rcpt Non-Srv Clr	UZ	2000000096	8/31/2012	20,447.00
72801100	Adv Rcpt Non-Srv Clr	UZ	2000000120	8/31/2012	(20,447.00)
72802100	CIAC Rcpt Non-SrvClr	UZ	2000000051	8/31/2012	29,182.00
72802100	CIAC Rcpt Non-SrvClr	UZ	2000000051	8/31/2012	26,528.00
72802100	CIAC Rcpt Non-SrvClr	UZ	2000000051	8/31/2012	54,705.00
72802100	CIAC Rcpt Non-SrvClr	UZ	2000000051	8/31/2012	16,896.00
72803000	Salvg/Scrap Rcpt Clr	SA	100000889	8/31/2012	(5,400.00)
72803000	Salvg/Scrap Rcpt Clr	UZ	2000000059	8/31/2012	5,400.00
75510000	Amort UPAA	SA	100000835	8/31/2012	(35.38)



Kentucky American Water Company  
Case No. 2012-00520  
Response to PSC DR1, Item 31

Account	Description	Doc Type	Document Number	Posting Date	Amount
75840000	Lobbying Expenses	CF	9300000475	8/31/2012	(5,558.40)
75840000	Lobbying Expenses	CF	9300000475	8/31/2012	5,558.40
75840000	Lobbying Expenses	SR	9600000026	8/31/2012	469.72
81010000	Interest LTD	CF	9300000297	8/31/2012	449,584.59
81010000	Interest LTD	CF	9300000297	8/31/2012	(449,584.59)
81010000	Interest LTD	UT	9300000394	8/31/2012	10,875.79
81010000	Interest LTD	UT	9300001209	8/31/2012	(21,751.58)
81010000	Interest LTD	SR	9600000027	8/31/2012	10,875.79
81010000	Interest LTD	SR	9600000027	8/31/2012	(10,875.79)
81010000	Interest LTD	SA	9700000000	8/31/2012	319,172.09
81010000	Interest LTD	SA	100001034	8/31/2012	10,875.79
81010000	Interest LTD	SA	100001034	8/31/2012	(10,875.79)
81010000	Interest LTD	SA	100001034	8/31/2012	10,875.79
81010000	Interest LTD	SA	100001034	8/31/2012	(10,875.79)
81015000	Interest LTD Interco	SA	9700000000	8/31/2012	3,314,785.35
81020000	Div Decl P/S w/ MRR	CF	9300000297	8/31/2012	63,525.00
81020000	Div Decl P/S w/ MRR	CF	9300000297	8/31/2012	(63,525.00)
81815000	Interest Income I/C	TI	3000001175	8/31/2012	3,241.92
82010000	Amort Debt Disc&Exp	SA	9700000000	8/31/2012	665.24
82015000	Amort Dbt Dsc&Ex I/C	SA	9700000000	8/31/2012	5,071.70
82015000	Amort Dbt Dsc&Ex I/C	SA	100001018	8/31/2012	77.75
82020000	Amort P/S Exp w/ MRR	SR	9600000035	8/31/2012	64.24
85000000	AFUDC Debt	UI	2000000087	8/31/2012	(11,521.34)
85000000	AFUDC Debt	UI	2000000087	8/31/2012	(1,232.20)
85000000	AFUDC Debt	UI	2000000094	8/31/2012	40.61
85000000	AFUDC Debt	UI	2000000094	8/31/2012	(15,915.98)
85000000	AFUDC Debt	UI	2000000094	8/31/2012	(74.80)
85000000	AFUDC Debt	UZ	2000000095	8/31/2012	(2,860.30)
85000000	AFUDC Debt	UI	2000000094	8/31/2012	2,860.30
85000000	AFUDC Debt	UZ	2000000095	8/31/2012	(3,648.34)
85000000	AFUDC Debt	UI	2000000094	8/31/2012	3,648.34
85000000	AFUDC Debt	UZ	2000000095	8/31/2012	(1,580.16)
85000000	AFUDC Debt	UI	2000000094	8/31/2012	1,580.16
85000000	AFUDC Debt	UZ	2000000095	8/31/2012	(101.36)
85000000	AFUDC Debt	UI	2000000094	8/31/2012	101.36
85000000	AFUDC Debt	UZ	2000000095	8/31/2012	(1,238.29)
85000000	AFUDC Debt	UI	2000000094	8/31/2012	1,238.29
85000000	AFUDC Debt	UZ	2000000095	8/31/2012	(1,224.26)
85000000	AFUDC Debt	UI	2000000094	8/31/2012	1,224.26
85000000	AFUDC Debt	UI	2000000094	8/31/2012	28.13
85000000	AFUDC Debt	UZ	2000000095	8/31/2012	(28.13)
85000000	AFUDC Debt	UI	2000000094	8/31/2012	168.82
85000000	AFUDC Debt	UZ	2000000095	8/31/2012	(168.82)
85000000	AFUDC Debt	UI	2000000094	8/31/2012	13.87
85000000	AFUDC Debt	UZ	2000000095	8/31/2012	(13.87)
85000000	AFUDC Debt	UI	2000000087	8/31/2012	4.49
85000000	AFUDC Debt	UZ	2000000095	8/31/2012	(4.49)
85000000	AFUDC Debt	UI	2000000087	8/31/2012	2.25
85000000	AFUDC Debt	UZ	2000000095	8/31/2012	(2.25)
85000000	AFUDC Debt	UI	2000000087	8/31/2012	2.25
85000000	AFUDC Debt	UZ	2000000095	8/31/2012	(2.25)
85000000	AFUDC Debt	UI	2000000087	8/31/2012	15.03
85000000	AFUDC Debt	UZ	2000000095	8/31/2012	(15.03)

## Kentucky American Water Company

Case No. 2012-00520

Response to PSC DR1, Item 31

Account	Description	Doc Type	Document Number	Posting Date	Amount
85000000	AFUDC Debt	UI	2000000094	8/31/2012	(39.60)
85000000	AFUDC Debt	UZ	2000000095	8/31/2012	39.60
85000000	AFUDC Debt	UI	2000000094	8/31/2012	11.61
85000000	AFUDC Debt	UZ	2000000095	8/31/2012	(11.61)
85000000	AFUDC Debt	UI	2000000087	8/31/2012	1.28
85000000	AFUDC Debt	UZ	2000000095	8/31/2012	(1.28)
85000000	AFUDC Debt	UI	2000000094	8/31/2012	(1.01)
85000000	AFUDC Debt	UZ	2000000095	8/31/2012	1.01
85000000	AFUDC Debt	UI	2000000094	8/31/2012	0.30
85000000	AFUDC Debt	UZ	2000000095	8/31/2012	(0.30)
85000000	AFUDC Debt	UI	2000000087	8/31/2012	553.98
85000000	AFUDC Debt	UZ	2000000095	8/31/2012	(553.98)
85000000	AFUDC Debt	UI	2000000094	8/31/2012	33.22
85000000	AFUDC Debt	UZ	2000000095	8/31/2012	(33.22)
85000000	AFUDC Debt	UI	2000000094	8/31/2012	203.16
85000000	AFUDC Debt	UZ	2000000095	8/31/2012	(203.16)
85000000	AFUDC Debt	UI	2000000094	8/31/2012	1.08
85000000	AFUDC Debt	UZ	2000000095	8/31/2012	(1.08)
85000000	AFUDC Debt	UI	2000000094	8/31/2012	59.64
85000000	AFUDC Debt	UZ	2000000095	8/31/2012	(59.64)
85000000	AFUDC Debt	UI	2000000087	8/31/2012	32.25
85000000	AFUDC Debt	UZ	2000000095	8/31/2012	(32.25)
85000000	AFUDC Debt	UI	2000000087	8/31/2012	3.96
85000000	AFUDC Debt	UZ	2000000095	8/31/2012	(3.96)
85000000	AFUDC Debt	UZ	2000000088	8/31/2012	(795.73)
85000000	AFUDC Debt	UI	2000000094	8/31/2012	795.73
85000000	AFUDC Debt	UI	2000000094	8/31/2012	8.86
85000000	AFUDC Debt	UZ	2000000095	8/31/2012	(8.86)
85000000	AFUDC Debt	UI	2000000087	8/31/2012	152.98
85000000	AFUDC Debt	UZ	2000000095	8/31/2012	(152.98)
85000000	AFUDC Debt	UI	2000000094	8/31/2012	7.28
85000000	AFUDC Debt	UZ	2000000095	8/31/2012	(7.28)
85000000	AFUDC Debt	UI	2000000094	8/31/2012	0.66
85000000	AFUDC Debt	UZ	2000000095	8/31/2012	(0.66)
85000000	AFUDC Debt	UI	2000000094	8/31/2012	74.80
85000000	AFUDC Debt	UZ	2000000095	8/31/2012	(74.80)
85000000	AFUDC Debt	UI	2000000094	8/31/2012	756.75
85000000	AFUDC Debt	UZ	2000000095	8/31/2012	(756.75)
85000000	AFUDC Debt	UI	2000000094	8/31/2012	741.03
85000000	AFUDC Debt	UZ	2000000095	8/31/2012	(741.03)
85000000	AFUDC Debt	UI	2000000087	8/31/2012	1.79
85000000	AFUDC Debt	UZ	2000000095	8/31/2012	(1.79)
85000000	AFUDC Debt	UI	2000000087	8/31/2012	5.22
85000000	AFUDC Debt	UZ	2000000095	8/31/2012	(5.22)
85000000	AFUDC Debt	UI	2000000087	8/31/2012	7.69
85000000	AFUDC Debt	UZ	2000000095	8/31/2012	(7.69)
85000000	AFUDC Debt	UI	2000000087	8/31/2012	29.97
85000000	AFUDC Debt	UZ	2000000095	8/31/2012	(29.97)
85000000	AFUDC Debt	UI	2000000087	8/31/2012	29.98
85000000	AFUDC Debt	UZ	2000000088	8/31/2012	(29.98)
85000000	AFUDC Debt	UZ	2000000088	8/31/2012	(29.97)
85000000	AFUDC Debt	UI	2000000094	8/31/2012	29.97
85000000	AFUDC Debt	UI	2000000087	8/31/2012	8.53

## Kentucky American Water Company

Case No. 2012-00520

Response to PSC DR1, Item 31

Account	Description	Doc Type	Document Number	Posting Date	Amount
85000000	AFUDC Debt	UZ	2000000095	8/31/2012	(8.53)
85000000	AFUDC Debt	UI	2000000094	8/31/2012	8.53
85000000	AFUDC Debt	UZ	2000000095	8/31/2012	(8.53)
85000000	AFUDC Debt	UI	2000000094	8/31/2012	8.53
85000000	AFUDC Debt	UZ	2000000095	8/31/2012	(8.53)
85000000	AFUDC Debt	UI	2000000094	8/31/2012	62.93
85000000	AFUDC Debt	UZ	2000000095	8/31/2012	(62.93)
85000000	AFUDC Debt	UI	2000000087	8/31/2012	714.62
85000000	AFUDC Debt	UZ	2000000095	8/31/2012	(714.62)
85000000	AFUDC Debt	UI	2000000094	8/31/2012	25.70
85000000	AFUDC Debt	UZ	2000000095	8/31/2012	(25.70)
85000000	AFUDC Debt	UI	2000000094	8/31/2012	26.25
85000000	AFUDC Debt	UZ	2000000095	8/31/2012	(26.25)
85000000	AFUDC Debt	UI	2000000094	8/31/2012	22.67
85000000	AFUDC Debt	UZ	2000000095	8/31/2012	(22.67)
85000000	AFUDC Debt	UI	2000000094	8/31/2012	71.03
85000000	AFUDC Debt	UZ	2000000095	8/31/2012	(71.03)
85000000	AFUDC Debt	UI	2000000094	8/31/2012	69.55
85000000	AFUDC Debt	UZ	2000000095	8/31/2012	(69.55)
85000000	AFUDC Debt	UI	2000000094	8/31/2012	112.74
85000000	AFUDC Debt	UZ	2000000095	8/31/2012	(112.74)
85000000	AFUDC Debt	UI	2000000094	8/31/2012	158.19
85000000	AFUDC Debt	UZ	2000000095	8/31/2012	(158.19)
85000000	AFUDC Debt	UI	2000000094	8/31/2012	79.05
85000000	AFUDC Debt	UZ	2000000095	8/31/2012	(79.05)
85000000	AFUDC Debt	UI	2000000094	8/31/2012	100.84
85000000	AFUDC Debt	UZ	2000000095	8/31/2012	(100.84)
85000000	AFUDC Debt	UI	2000000094	8/31/2012	17.02
85000000	AFUDC Debt	UZ	2000000095	8/31/2012	(17.02)
85000000	AFUDC Debt	UI	2000000094	8/31/2012	52.88
85000000	AFUDC Debt	UZ	2000000095	8/31/2012	(52.88)
85000000	AFUDC Debt	UI	2000000094	8/31/2012	3.88
85000000	AFUDC Debt	UZ	2000000095	8/31/2012	(3.88)
85000000	AFUDC Debt	UI	2000000094	8/31/2012	34.11
85000000	AFUDC Debt	UZ	2000000095	8/31/2012	(34.11)
85000000	AFUDC Debt	UI	2000000094	8/31/2012	1,867.27
85000000	AFUDC Debt	UZ	2000000095	8/31/2012	(1,867.27)
85000000	AFUDC Debt	UI	2000000094	8/31/2012	2,321.32
85000000	AFUDC Debt	UZ	2000000095	8/31/2012	(2,321.32)
85000000	AFUDC Debt	UZ	2000000088	8/31/2012	(16.92)
85000000	AFUDC Debt	UI	2000000094	8/31/2012	16.92
85000000	AFUDC Debt	UI	2000000094	8/31/2012	59.20
85000000	AFUDC Debt	UZ	2000000095	8/31/2012	(59.20)
85000000	AFUDC Debt	UI	2000000087	8/31/2012	5.19
85000000	AFUDC Debt	UZ	2000000095	8/31/2012	(5.19)
85000000	AFUDC Debt	UI	2000000094	8/31/2012	3.99
85000000	AFUDC Debt	UZ	2000000095	8/31/2012	(3.99)
85000000	AFUDC Debt	UI	2000000094	8/31/2012	7.39
85000000	AFUDC Debt	UZ	2000000095	8/31/2012	(7.39)
85000000	AFUDC Debt	UI	2000000087	8/31/2012	119.41
85000000	AFUDC Debt	UZ	2000000095	8/31/2012	(119.41)
85000000	AFUDC Debt	UI	2000000094	8/31/2012	144.14
85000000	AFUDC Debt	UZ	2000000095	8/31/2012	(144.14)

## Kentucky American Water Company

Case No. 2012-00520

Response to PSC DR1, Item 31

Account	Description	Doc Type	Document Number	Posting Date	Amount
85000000	AFUDC Debt	UI	2000000087	8/31/2012	182.22
85000000	AFUDC Debt	UZ	2000000095	8/31/2012	(182.22)
85000000	AFUDC Debt	UI	2000000087	8/31/2012	484.07
85000000	AFUDC Debt	UZ	2000000088	8/31/2012	(484.07)
85000000	AFUDC Debt	UI	2000000087	8/31/2012	9.66
85000000	AFUDC Debt	UZ	2000000095	8/31/2012	(9.66)
85000000	AFUDC Debt	UI	2000000094	8/31/2012	7.21
85000000	AFUDC Debt	UZ	2000000095	8/31/2012	(7.21)
85000000	AFUDC Debt	UI	2000000094	8/31/2012	15.18
85000000	AFUDC Debt	UZ	2000000095	8/31/2012	(15.18)
85000000	AFUDC Debt	UI	2000000094	8/31/2012	1,221.21
85000000	AFUDC Debt	UZ	2000000095	8/31/2012	(1,221.21)
85000000	AFUDC Debt	UI	2000000094	8/31/2012	199.77
85000000	AFUDC Debt	UZ	2000000095	8/31/2012	(199.77)
85000000	AFUDC Debt	UI	2000000094	8/31/2012	2.52
85000000	AFUDC Debt	UZ	2000000095	8/31/2012	(2.52)
85000000	AFUDC Debt	UZ	2000000088	8/31/2012	(67.05)
85000000	AFUDC Debt	UI	2000000094	8/31/2012	67.05
85000000	AFUDC Debt	UI	2000000094	8/31/2012	15.38
85000000	AFUDC Debt	UZ	2000000095	8/31/2012	(15.38)
85000000	AFUDC Debt	UZ	2000000088	8/31/2012	(2.34)
85000000	AFUDC Debt	UI	2000000094	8/31/2012	2.34
85000000	AFUDC Debt	UI	2000000087	8/31/2012	2.77
85000000	AFUDC Debt	UZ	2000000095	8/31/2012	(2.77)
85000000	AFUDC Debt	UI	2000000094	8/31/2012	8.50
85000000	AFUDC Debt	UZ	2000000095	8/31/2012	(8.50)
85000000	AFUDC Debt	UI	2000000094	8/31/2012	7.09
85000000	AFUDC Debt	UZ	2000000095	8/31/2012	(7.09)
85000000	AFUDC Debt	UZ	2000000088	8/31/2012	(7.48)
85000000	AFUDC Debt	UI	2000000094	8/31/2012	7.48
85000000	AFUDC Debt	UI	2000000094	8/31/2012	9.55
85000000	AFUDC Debt	UZ	2000000095	8/31/2012	(9.55)
85000000	AFUDC Debt	UI	2000000087	8/31/2012	13.42
85000000	AFUDC Debt	UZ	2000000095	8/31/2012	(13.42)
85000000	AFUDC Debt	UI	2000000087	8/31/2012	0.26
85000000	AFUDC Debt	UZ	2000000088	8/31/2012	(0.26)
85000000	AFUDC Debt	UI	2000000087	8/31/2012	23.09
85000000	AFUDC Debt	UZ	2000000095	8/31/2012	(23.09)
85000000	AFUDC Debt	UI	2000000094	8/31/2012	370.90
85000000	AFUDC Debt	UZ	2000000095	8/31/2012	(370.90)
85000000	AFUDC Debt	UI	2000000087	8/31/2012	2.66
85000000	AFUDC Debt	UZ	2000000095	8/31/2012	(2.66)
85000000	AFUDC Debt	UI	2000000094	8/31/2012	1.32
85000000	AFUDC Debt	UZ	2000000095	8/31/2012	(1.32)
85000000	AFUDC Debt	UI	2000000087	8/31/2012	0.01
85000000	AFUDC Debt	UZ	2000000095	8/31/2012	(0.01)
85000000	AFUDC Debt	UZ	2000000088	8/31/2012	(9.46)
85000000	AFUDC Debt	UI	2000000094	8/31/2012	9.46
85000000	AFUDC Debt	UZ	2000000088	8/31/2012	(11.55)
85000000	AFUDC Debt	UI	2000000094	8/31/2012	11.55
85000000	AFUDC Debt	UI	2000000094	8/31/2012	14.04
85000000	AFUDC Debt	UZ	2000000095	8/31/2012	(14.04)
85000000	AFUDC Debt	UI	2000000094	8/31/2012	2.01

## Kentucky American Water Company

Case No. 2012-00520

Response to PSC DR1, Item 31

Account	Description	Doc Type	Document Number	Posting Date	Amount
85000000	AFUDC Debt	UZ	2000000095	8/31/2012	(2.01)
85000000	AFUDC Debt	UI	2000000094	8/31/2012	7.73
85000000	AFUDC Debt	UZ	2000000095	8/31/2012	(7.73)
85000000	AFUDC Debt	UI	2000000094	8/31/2012	5.55
85000000	AFUDC Debt	UZ	2000000095	8/31/2012	(5.55)
85000000	AFUDC Debt	UZ	2000000088	8/31/2012	(0.04)
85000000	AFUDC Debt	UI	2000000094	8/31/2012	0.04
85000000	AFUDC Debt	UI	2000000094	8/31/2012	1.33
85000000	AFUDC Debt	UZ	2000000095	8/31/2012	(1.33)
85000000	AFUDC Debt	UI	2000000094	8/31/2012	11.82
85000000	AFUDC Debt	UZ	2000000095	8/31/2012	(11.82)
85000000	AFUDC Debt	UI	2000000094	8/31/2012	2.58
85000000	AFUDC Debt	UZ	2000000095	8/31/2012	(2.58)
85000000	AFUDC Debt	UI	2000000094	8/31/2012	18.30
85000000	AFUDC Debt	UZ	2000000095	8/31/2012	(18.30)
85000000	AFUDC Debt	UI	2000000094	8/31/2012	19.67
85000000	AFUDC Debt	UZ	2000000095	8/31/2012	(19.67)
85000000	AFUDC Debt	UI	2000000094	8/31/2012	12.11
85000000	AFUDC Debt	UZ	2000000095	8/31/2012	(12.11)
85000000	AFUDC Debt	UI	2000000094	8/31/2012	6.36
85000000	AFUDC Debt	UZ	2000000095	8/31/2012	(6.36)
85000000	AFUDC Debt	UI	2000000094	8/31/2012	14.49
85000000	AFUDC Debt	UZ	2000000095	8/31/2012	(14.49)
85000000	AFUDC Debt	UI	2000000094	8/31/2012	15.01
85000000	AFUDC Debt	UZ	2000000095	8/31/2012	(15.01)
85000000	AFUDC Debt	UI	2000000094	8/31/2012	14.97
85000000	AFUDC Debt	UZ	2000000095	8/31/2012	(14.97)
85000000	AFUDC Debt	UZ	2000000088	8/31/2012	(99.35)
85000000	AFUDC Debt	UI	2000000094	8/31/2012	99.35
85000000	AFUDC Debt	UI	2000000094	8/31/2012	48.26
85000000	AFUDC Debt	UZ	2000000095	8/31/2012	(48.26)
85000000	AFUDC Debt	UI	2000000094	8/31/2012	80.11
85000000	AFUDC Debt	UZ	2000000095	8/31/2012	(80.11)
85000000	AFUDC Debt	UZ	2000000088	8/31/2012	(18.98)
85000000	AFUDC Debt	UI	2000000094	8/31/2012	18.98
85000000	AFUDC Debt	UZ	2000000088	8/31/2012	(28.82)
85000000	AFUDC Debt	UI	2000000094	8/31/2012	28.82
85000000	AFUDC Debt	UI	2000000094	8/31/2012	27.42
85000000	AFUDC Debt	UZ	2000000095	8/31/2012	(27.42)
85000000	AFUDC Debt	UI	2000000094	8/31/2012	22.74
85000000	AFUDC Debt	UZ	2000000095	8/31/2012	(22.74)
85000000	AFUDC Debt	UI	2000000087	8/31/2012	25.61
85000000	AFUDC Debt	UZ	2000000095	8/31/2012	(25.61)
85000000	AFUDC Debt	UI	2000000094	8/31/2012	24.38
85000000	AFUDC Debt	UZ	2000000095	8/31/2012	(24.38)
85000000	AFUDC Debt	UI	2000000094	8/31/2012	16.88
85000000	AFUDC Debt	UZ	2000000095	8/31/2012	(16.88)
85000000	AFUDC Debt	UI	2000000087	8/31/2012	15.44
85000000	AFUDC Debt	UZ	2000000095	8/31/2012	(15.44)
85000000	AFUDC Debt	UZ	2000000088	8/31/2012	(16.57)
85000000	AFUDC Debt	UI	2000000094	8/31/2012	16.57
85000000	AFUDC Debt	UI	2000000094	8/31/2012	91.54
85000000	AFUDC Debt	UZ	2000000095	8/31/2012	(91.54)

## Kentucky American Water Company

Case No. 2012-00520

Response to PSC DR1, Item 31

Account	Description	Doc Type	Document Number	Posting Date	Amount
85000000	AFUDC Debt	UI	2000000094	8/31/2012	89.70
85000000	AFUDC Debt	UZ	2000000095	8/31/2012	(89.70)
85000000	AFUDC Debt	UI	2000000094	8/31/2012	90.07
85000000	AFUDC Debt	UZ	2000000095	8/31/2012	(90.07)
85000000	AFUDC Debt	UI	2000000094	8/31/2012	0.01
85000000	AFUDC Debt	UZ	2000000095	8/31/2012	(0.01)
85000000	AFUDC Debt	UI	2000000094	8/31/2012	2.48
85000000	AFUDC Debt	UZ	2000000095	8/31/2012	(2.48)
85000000	AFUDC Debt	UI	2000000094	8/31/2012	6.50
85000000	AFUDC Debt	UZ	2000000095	8/31/2012	(6.50)
85000000	AFUDC Debt	UI	2000000094	8/31/2012	224.67
85000000	AFUDC Debt	UZ	2000000095	8/31/2012	(224.67)
85000000	AFUDC Debt	UI	2000000094	8/31/2012	245.04
85000000	AFUDC Debt	UZ	2000000095	8/31/2012	(245.04)
85000000	AFUDC Debt	UZ	2000000088	8/31/2012	(92.01)
85000000	AFUDC Debt	UI	2000000094	8/31/2012	92.01
85000000	AFUDC Debt	UI	2000000094	8/31/2012	16.98
85000000	AFUDC Debt	UZ	2000000095	8/31/2012	(16.98)
85000000	AFUDC Debt	UI	2000000087	8/31/2012	17.24
85000000	AFUDC Debt	UZ	2000000095	8/31/2012	(17.24)
85000000	AFUDC Debt	UI	2000000094	8/31/2012	112.95
85000000	AFUDC Debt	UZ	2000000095	8/31/2012	(112.95)
85000000	AFUDC Debt	UI	2000000094	8/31/2012	18.81
85000000	AFUDC Debt	UZ	2000000095	8/31/2012	(18.81)
85000000	AFUDC Debt	UI	2000000094	8/31/2012	171.90
85000000	AFUDC Debt	UZ	2000000095	8/31/2012	(171.90)
85000000	AFUDC Debt	UI	2000000094	8/31/2012	2.42
85000000	AFUDC Debt	UZ	2000000095	8/31/2012	(2.42)
85000000	AFUDC Debt	UI	2000000094	8/31/2012	29.43
85000000	AFUDC Debt	UZ	2000000095	8/31/2012	(29.43)
85000000	AFUDC Debt	UI	2000000094	8/31/2012	49.48
85000000	AFUDC Debt	UZ	2000000095	8/31/2012	(49.48)
85000000	AFUDC Debt	UI	2000000094	8/31/2012	52.07
85000000	AFUDC Debt	UZ	2000000095	8/31/2012	(52.07)
85000000	AFUDC Debt	UI	2000000087	8/31/2012	176.79
85000000	AFUDC Debt	UZ	2000000095	8/31/2012	(176.79)
85000000	AFUDC Debt	UZ	2000000088	8/31/2012	(133.97)
85000000	AFUDC Debt	UI	2000000094	8/31/2012	133.97
85000000	AFUDC Debt	UI	2000000094	8/31/2012	69.82
85000000	AFUDC Debt	UZ	2000000095	8/31/2012	(69.82)
85000000	AFUDC Debt	UI	2000000094	8/31/2012	0.16
85000000	AFUDC Debt	UZ	2000000095	8/31/2012	(0.16)
85000000	AFUDC Debt	UI	2000000094	8/31/2012	78.96
85000000	AFUDC Debt	UZ	2000000095	8/31/2012	(78.96)
85000000	AFUDC Debt	UI	2000000094	8/31/2012	0.16
85000000	AFUDC Debt	UZ	2000000095	8/31/2012	(0.16)
85000000	AFUDC Debt	UI	2000000094	8/31/2012	97.26
85000000	AFUDC Debt	UZ	2000000095	8/31/2012	(97.26)
85000000	AFUDC Debt	UI	2000000087	8/31/2012	0.02
85000000	AFUDC Debt	UZ	2000000095	8/31/2012	(0.02)
85000000	AFUDC Debt	UI	2000000094	8/31/2012	50.31
85000000	AFUDC Debt	UZ	2000000095	8/31/2012	(50.31)
85000000	AFUDC Debt	UZ	2000000088	8/31/2012	(0.08)

## Kentucky American Water Company

Case No. 2012-00520

Response to PSC DR1, Item 31

Account	Description	Doc Type	Document Number	Posting Date	Amount
85000000	AFUDC Debt	UI	2000000094	8/31/2012	0.08
85000000	AFUDC Debt	UI	2000000094	8/31/2012	53.60
85000000	AFUDC Debt	UZ	2000000095	8/31/2012	(53.60)
85000000	AFUDC Debt	UI	2000000087	8/31/2012	0.39
85000000	AFUDC Debt	UZ	2000000095	8/31/2012	(0.39)
85000000	AFUDC Debt	UI	2000000094	8/31/2012	48.98
85000000	AFUDC Debt	UZ	2000000095	8/31/2012	(48.98)
85000000	AFUDC Debt	UI	2000000094	8/31/2012	0.45
85000000	AFUDC Debt	UZ	2000000095	8/31/2012	(0.45)
85000000	AFUDC Debt	UI	2000000094	8/31/2012	351.30
85000000	AFUDC Debt	UZ	2000000095	8/31/2012	(351.30)
85000000	AFUDC Debt	UI	2000000087	8/31/2012	217.21
85000000	AFUDC Debt	UZ	2000000095	8/31/2012	(217.21)
85000000	AFUDC Debt	UZ	2000000088	8/31/2012	(34.99)
85000000	AFUDC Debt	UI	2000000094	8/31/2012	34.99
85000000	AFUDC Debt	UI	2000000094	8/31/2012	34.99
85000000	AFUDC Debt	UZ	2000000095	8/31/2012	(34.99)
85000000	AFUDC Debt	UI	2000000094	8/31/2012	292.12
85000000	AFUDC Debt	UZ	2000000095	8/31/2012	(292.12)
85000000	AFUDC Debt	UI	2000000094	8/31/2012	0.11
85000000	AFUDC Debt	UZ	2000000095	8/31/2012	(0.11)
85000000	AFUDC Debt	UI	2000000087	8/31/2012	249.57
85000000	AFUDC Debt	UZ	2000000095	8/31/2012	(249.57)
85000000	AFUDC Debt	UI	2000000094	8/31/2012	49.90
85000000	AFUDC Debt	UZ	2000000095	8/31/2012	(49.90)
85000000	AFUDC Debt	UZ	2000000088	8/31/2012	(0.95)
85000000	AFUDC Debt	UI	2000000094	8/31/2012	0.95
85000000	AFUDC Debt	UI	2000000094	8/31/2012	0.98
85000000	AFUDC Debt	UZ	2000000095	8/31/2012	(0.98)
85000000	AFUDC Debt	UI	2000000087	8/31/2012	1.00
85000000	AFUDC Debt	UZ	2000000088	8/31/2012	(1.00)
85000000	AFUDC Debt	UI	2000000087	8/31/2012	5.18
85000000	AFUDC Debt	UZ	2000000095	8/31/2012	(5.18)
85000000	AFUDC Debt	UI	2000000094	8/31/2012	5.18
85000000	AFUDC Debt	UZ	2000000095	8/31/2012	(5.18)
85000000	AFUDC Debt	UI	2000000087	8/31/2012	5.18
85000000	AFUDC Debt	UZ	2000000095	8/31/2012	(5.18)
85000000	AFUDC Debt	UI	2000000094	8/31/2012	0.93
85000000	AFUDC Debt	UZ	2000000095	8/31/2012	(0.93)
85000000	AFUDC Debt	UZ	2000000088	8/31/2012	(8.61)
85000000	AFUDC Debt	UI	2000000094	8/31/2012	8.61
85000000	AFUDC Debt	UI	2000000094	8/31/2012	0.04
85000000	AFUDC Debt	UZ	2000000095	8/31/2012	(0.04)
85000000	AFUDC Debt	UI	2000000094	8/31/2012	1.37
85000000	AFUDC Debt	UZ	2000000095	8/31/2012	(1.37)
85000000	AFUDC Debt	UI	2000000094	8/31/2012	0.33
85000000	AFUDC Debt	UZ	2000000095	8/31/2012	(0.33)
85000000	AFUDC Debt	UZ	2000000088	8/31/2012	(16.35)
85000000	AFUDC Debt	UI	2000000094	8/31/2012	16.35
85000000	AFUDC Debt	UI	2000000087	8/31/2012	2.94
85000000	AFUDC Debt	UZ	2000000088	8/31/2012	(2.94)
85000000	AFUDC Debt	UI	2000000094	8/31/2012	2.94
85000000	AFUDC Debt	UZ	2000000095	8/31/2012	(2.94)

## Kentucky American Water Company

Case No. 2012-00520

Response to PSC DR1, Item 31

Account	Description	Doc Type	Document Number	Posting Date	Amount
85000000	AFUDC Debt	UI	2000000094	8/31/2012	16.34
85000000	AFUDC Debt	UZ	2000000095	8/31/2012	(16.34)
85000000	AFUDC Debt	UI	2000000094	8/31/2012	9.16
85000000	AFUDC Debt	UZ	2000000095	8/31/2012	(9.16)
85000000	AFUDC Debt	UZ	2000000088	8/31/2012	(9.16)
85000000	AFUDC Debt	UI	2000000094	8/31/2012	9.16
85000000	AFUDC Debt	UI	2000000087	8/31/2012	9.16
85000000	AFUDC Debt	UZ	2000000095	8/31/2012	(9.16)
85000000	AFUDC Debt	UI	2000000094	8/31/2012	27.47
85000000	AFUDC Debt	UZ	2000000095	8/31/2012	(27.47)
85000000	AFUDC Debt	UI	2000000094	8/31/2012	27.47
85000000	AFUDC Debt	UZ	2000000095	8/31/2012	(27.47)
85000000	AFUDC Debt	UI	2000000094	8/31/2012	4.38
85000000	AFUDC Debt	UZ	2000000095	8/31/2012	(4.38)
85000000	AFUDC Debt	UI	2000000094	8/31/2012	4.38
85000000	AFUDC Debt	UZ	2000000095	8/31/2012	(4.38)
85000000	AFUDC Debt	UI	2000000094	8/31/2012	4.38
85000000	AFUDC Debt	UZ	2000000095	8/31/2012	(4.38)
85000000	AFUDC Debt	UI	2000000094	8/31/2012	13.11
85000000	AFUDC Debt	UZ	2000000095	8/31/2012	(13.11)
85000000	AFUDC Debt	UZ	2000000088	8/31/2012	(13.11)
85000000	AFUDC Debt	UI	2000000094	8/31/2012	13.11
85000000	AFUDC Debt	UI	2000000087	8/31/2012	2.51
85000000	AFUDC Debt	UZ	2000000088	8/31/2012	(2.51)
85000000	AFUDC Debt	UI	2000000094	8/31/2012	8.62
85000000	AFUDC Debt	UZ	2000000095	8/31/2012	(8.62)
85000000	AFUDC Debt	UZ	2000000088	8/31/2012	(7.55)
85000000	AFUDC Debt	UI	2000000094	8/31/2012	7.55
85000000	AFUDC Debt	UI	2000000087	8/31/2012	6.85
85000000	AFUDC Debt	UZ	2000000095	8/31/2012	(6.85)
85000000	AFUDC Debt	UI	2000000094	8/31/2012	6.85
85000000	AFUDC Debt	UZ	2000000095	8/31/2012	(6.85)
85000000	AFUDC Debt	UI	2000000094	8/31/2012	20.56
85000000	AFUDC Debt	UZ	2000000095	8/31/2012	(20.56)
85000000	AFUDC Debt	UI	2000000094	8/31/2012	20.56
85000000	AFUDC Debt	UZ	2000000095	8/31/2012	(20.56)
85000000	AFUDC Debt	UI	2000000094	8/31/2012	6.85
85000000	AFUDC Debt	UZ	2000000095	8/31/2012	(6.85)
85000000	AFUDC Debt	UI	2000000094	8/31/2012	0.47
85000000	AFUDC Debt	UZ	2000000095	8/31/2012	(0.47)
85000000	AFUDC Debt	UZ	2000000088	8/31/2012	(5.31)
85000000	AFUDC Debt	UI	2000000094	8/31/2012	5.31
85000000	AFUDC Debt	UI	2000000094	8/31/2012	0.77
85000000	AFUDC Debt	UZ	2000000095	8/31/2012	(0.77)
85000000	AFUDC Debt	UI	2000000087	8/31/2012	4.06
85000000	AFUDC Debt	UZ	2000000088	8/31/2012	(4.06)
85000000	AFUDC Debt	UI	2000000094	8/31/2012	0.58
85000000	AFUDC Debt	UZ	2000000095	8/31/2012	(0.58)
85000000	AFUDC Debt	UZ	2000000088	8/31/2012	(0.58)
85000000	AFUDC Debt	UI	2000000094	8/31/2012	0.58
85000000	AFUDC Debt	UI	2000000094	8/31/2012	0.59
85000000	AFUDC Debt	UZ	2000000095	8/31/2012	(0.59)
85000000	AFUDC Debt	UI	2000000094	8/31/2012	24.26



## Kentucky American Water Company

Case No. 2012-00520

Response to PSC DR1, Item 31

Account	Description	Doc Type	Document Number	Posting Date	Amount
85000000	AFUDC Debt	UZ	2000000095	8/31/2012	(24.26)
85000000	AFUDC Debt	UI	2000000087	8/31/2012	32.49
85000000	AFUDC Debt	UZ	2000000095	8/31/2012	(32.49)
85000000	AFUDC Debt	UI	2000000094	8/31/2012	23.35
85000000	AFUDC Debt	UZ	2000000095	8/31/2012	(23.35)
85000000	AFUDC Debt	UI	2000000094	8/31/2012	0.62
85000000	AFUDC Debt	UZ	2000000095	8/31/2012	(0.62)
85000000	AFUDC Debt	UI	2000000094	8/31/2012	0.62
85000000	AFUDC Debt	UZ	2000000095	8/31/2012	(0.62)
85000000	AFUDC Debt	UZ	2000000088	8/31/2012	(0.25)
85000000	AFUDC Debt	UI	2000000094	8/31/2012	0.25
85000000	AFUDC Debt	UI	2000000094	8/31/2012	0.49
85000000	AFUDC Debt	UZ	2000000095	8/31/2012	(0.49)
85000000	AFUDC Debt	UI	2000000094	8/31/2012	0.39
85000000	AFUDC Debt	UZ	2000000095	8/31/2012	(0.39)
85000000	AFUDC Debt	UI	2000000094	8/31/2012	6.89
85000000	AFUDC Debt	UZ	2000000095	8/31/2012	(6.89)
85000000	AFUDC Debt	UI	2000000087	8/31/2012	7.42
85000000	AFUDC Debt	UZ	2000000095	8/31/2012	(7.42)
85000000	AFUDC Debt	UI	2000000094	8/31/2012	6.88
85000000	AFUDC Debt	UZ	2000000095	8/31/2012	(6.88)
85000000	AFUDC Debt	UI	2000000087	8/31/2012	5.31
85000000	AFUDC Debt	UZ	2000000095	8/31/2012	(5.31)
85000000	AFUDC Debt	UI	2000000094	8/31/2012	0.33
85000000	AFUDC Debt	UZ	2000000095	8/31/2012	(0.33)
85000000	AFUDC Debt	UI	2000000094	8/31/2012	0.26
85000000	AFUDC Debt	UZ	2000000095	8/31/2012	(0.26)
85000000	AFUDC Debt	UI	2000000094	8/31/2012	0.39
85000000	AFUDC Debt	UZ	2000000095	8/31/2012	(0.39)
85000000	AFUDC Debt	UI	2000000087	8/31/2012	7.62
85000000	AFUDC Debt	UZ	2000000095	8/31/2012	(7.62)
85000000	AFUDC Debt	UI	2000000094	8/31/2012	8.31
85000000	AFUDC Debt	UZ	2000000095	8/31/2012	(8.31)
85000000	AFUDC Debt	UI	2000000094	8/31/2012	1.66
85000000	AFUDC Debt	UZ	2000000095	8/31/2012	(1.66)
85000000	AFUDC Debt	UI	2000000094	8/31/2012	2.35
85000000	AFUDC Debt	UZ	2000000095	8/31/2012	(2.35)
85000000	AFUDC Debt	UZ	2000000088	8/31/2012	(2.69)
85000000	AFUDC Debt	UI	2000000094	8/31/2012	2.69
85000000	AFUDC Debt	UI	2000000087	8/31/2012	2.54
85000000	AFUDC Debt	UZ	2000000095	8/31/2012	(2.54)
85000000	AFUDC Debt	UI	2000000087	8/31/2012	4.75
85000000	AFUDC Debt	UZ	2000000095	8/31/2012	(4.75)
85000000	AFUDC Debt	UI	2000000094	8/31/2012	4.70
85000000	AFUDC Debt	UZ	2000000095	8/31/2012	(4.70)
85000000	AFUDC Debt	UI	2000000094	8/31/2012	5.29
85000000	AFUDC Debt	UZ	2000000095	8/31/2012	(5.29)
85000000	AFUDC Debt	UI	2000000094	8/31/2012	0.93
85000000	AFUDC Debt	UZ	2000000095	8/31/2012	(0.93)
85000000	AFUDC Debt	UI	2000000094	8/31/2012	0.21
85000000	AFUDC Debt	UZ	2000000095	8/31/2012	(0.21)
85000000	AFUDC Debt	UI	2000000094	8/31/2012	3.01
85000000	AFUDC Debt	UZ	2000000095	8/31/2012	(3.01)

## Kentucky American Water Company

Case No. 2012-00520

Response to PSC DR1, Item 31

Account	Description	Doc Type	Document Number	Posting Date	Amount
85000000	AFUDC Debt	UI	2000000094	8/31/2012	2.72
85000000	AFUDC Debt	UZ	2000000095	8/31/2012	(2.72)
85000000	AFUDC Debt	UI	2000000094	8/31/2012	3.09
85000000	AFUDC Debt	UZ	2000000095	8/31/2012	(3.09)
85000000	AFUDC Debt	UI	2000000094	8/31/2012	119.29
85000000	AFUDC Debt	UZ	2000000095	8/31/2012	(119.29)
85000000	AFUDC Debt	UZ	2000000088	8/31/2012	(87.65)
85000000	AFUDC Debt	UI	2000000094	8/31/2012	87.65
85000000	AFUDC Debt	UI	2000000094	8/31/2012	112.49
85000000	AFUDC Debt	UZ	2000000095	8/31/2012	(112.49)
85000000	AFUDC Debt	UI	2000000087	8/31/2012	144.59
85000000	AFUDC Debt	UZ	2000000095	8/31/2012	(144.59)
85000000	AFUDC Debt	UI	2000000087	8/31/2012	154.05
85000000	AFUDC Debt	UZ	2000000095	8/31/2012	(154.05)
85000000	AFUDC Debt	UI	2000000094	8/31/2012	5.80
85000000	AFUDC Debt	UZ	2000000095	8/31/2012	(5.80)
85000000	AFUDC Debt	UI	2000000094	8/31/2012	5.85
85000000	AFUDC Debt	UZ	2000000095	8/31/2012	(5.85)
85000000	AFUDC Debt	UI	2000000094	8/31/2012	68.85
85000000	AFUDC Debt	UZ	2000000095	8/31/2012	(68.85)
85000000	AFUDC Debt	UI	2000000094	8/31/2012	68.85
85000000	AFUDC Debt	UZ	2000000095	8/31/2012	(68.85)
85000000	AFUDC Debt	UI	2000000094	8/31/2012	68.85
85000000	AFUDC Debt	UZ	2000000095	8/31/2012	(68.85)
85000000	AFUDC Debt	UI	2000000094	8/31/2012	206.56
85000000	AFUDC Debt	UZ	2000000095	8/31/2012	(206.56)
85000000	AFUDC Debt	UI	2000000094	8/31/2012	206.56
85000000	AFUDC Debt	UZ	2000000095	8/31/2012	(206.56)
86031000	Div Dec Pref Stk	SA	9700000000	8/31/2012	94,228.75
88101000	CAP Move-UP	UP	2000000085	8/31/2012	1,395.86
88101000	CAP Move-UP	UP	2000000085	8/31/2012	3,124.30
88101000	CAP Move-UP	UP	2000000085	8/31/2012	2,850.03
88101000	CAP Move-UP	UP	2000000114	8/31/2012	(2.33)
88101000	CAP Move-UP	UP	2000000099	8/31/2012	13,823.35
88101000	CAP Move-UP	UP	2000000114	8/31/2012	29,231.05
88101000	CAP Move-UP	UP	2000000114	8/31/2012	27,936.38
88101000	CAP Move-UP	UP	2000000099	8/31/2012	11,326.07
88101000	CAP Move-UP	UP	2000000099	8/31/2012	7,446.50
88101000	CAP Move-UP	UP	2000000114	8/31/2012	7,892.45
88101000	CAP Move-UP	UP	2000000114	8/31/2012	33,913.22
88101000	CAP Move-UP	UP	2000000114	8/31/2012	54,522.26
88106000	CAP Move-CCNC	UN	2000000056	8/31/2012	1,910.05
88106000	CAP Move-CCNC	UN	2000000056	8/31/2012	2,546.71
88106000	CAP Move-CCNC	UN	2000000056	8/31/2012	8,276.86
88106000	CAP Move-CCNC	UN	2000000071	8/31/2012	166.05
88106000	CAP Move-CCNC	UN	2000000071	8/31/2012	539.65
88106000	CAP Move-CCNC	UN	2000000071	8/31/2012	124.53
88106000	CAP Move-CCNC	UN	2000000056	8/31/2012	16,365.98
88106000	CAP Move-CCNC	UN	2000000056	8/31/2012	12,729.10
88106000	CAP Move-CCNC	UN	2000000056	8/31/2012	7,273.77
88106000	CAP Move-CCNC	UN	2000000071	8/31/2012	580.07
88106000	CAP Move-CCNC	UN	2000000071	8/31/2012	1,305.17
88106000	CAP Move-CCNC	UN	2000000071	8/31/2012	1,015.13

## Kentucky American Water Company

Case No. 2012-00520

Response to PSC DR1, Item 31

Account	Description	Doc Type	Document Number	Posting Date	Amount
88106000	CAP Move-CCNC	UN	2000000113	8/31/2012	(85.08)
88106000	CAP Move-CCNC	UN	2000000113	8/31/2012	(48.62)
88106000	CAP Move-CCNC	UN	2000000113	8/31/2012	(109.39)
88106000	CAP Move-CCNC	UN	2000000122	8/31/2012	(55.89)
88106000	CAP Move-CCNC	UN	2000000122	8/31/2012	(24.83)
88106000	CAP Move-CCNC	UN	2000000122	8/31/2012	(43.47)
88106000	CAP Move-CCNC	UN	2000000056	8/31/2012	6,111.73
88106000	CAP Move-CCNC	UN	2000000056	8/31/2012	6,111.73
88106000	CAP Move-CCNC	UN	2000000056	8/31/2012	12,223.45
88106000	CAP Move-CCNC	UN	2000000071	8/31/2012	390.06
88106000	CAP Move-CCNC	UN	2000000071	8/31/2012	390.06
88106000	CAP Move-CCNC	UN	2000000071	8/31/2012	780.11
88106000	CAP Move-CCNC	UN	2000000071	8/31/2012	5.73
88106000	CAP Move-CCNC	UN	2000000071	8/31/2012	14.34
88106000	CAP Move-CCNC	UN	2000000071	8/31/2012	8.60
88106000	CAP Move-CCNC	UN	2000000113	8/31/2012	(4.00)
88106000	CAP Move-CCNC	UN	2000000113	8/31/2012	(2.67)
88106000	CAP Move-CCNC	UN	2000000113	8/31/2012	(6.67)
88106000	CAP Move-CCNC	UN	2000000122	8/31/2012	(15.26)
88106000	CAP Move-CCNC	UN	2000000122	8/31/2012	(10.17)
88106000	CAP Move-CCNC	UN	2000000122	8/31/2012	(25.43)
88106000	CAP Move-CCNC	UN	2000000056	8/31/2012	7,425.00
88106000	CAP Move-CCNC	UN	2000000071	8/31/2012	594.55
88106000	CAP Move-CCNC	UN	2000000113	8/31/2012	(55.81)
88106000	CAP Move-CCNC	UN	2000000122	8/31/2012	(156.37)
88106000	CAP Move-CCNC	UN	2000000056	8/31/2012	11,328.40
88106000	CAP Move-CCNC	UN	2000000071	8/31/2012	801.61
88106000	CAP Move-CCNC	UN	2000000113	8/31/2012	(55.45)
88106000	CAP Move-CCNC	UN	2000000122	8/31/2012	(156.58)
88106000	CAP Move-CCNC	UN	2000000071	8/31/2012	2.56
88106000	CAP Move-CCNC	UN	2000000071	8/31/2012	3,272.58
88106000	CAP Move-CCNC	UN	2000000056	8/31/2012	(29.93)
88106000	CAP Move-CCNC	UN	2000000056	8/31/2012	(1,092.53)
88106000	CAP Move-CCNC	UN	2000000071	8/31/2012	(1.97)
88106000	CAP Move-CCNC	UN	2000000071	8/31/2012	(71.95)
88106000	CAP Move-CCNC	UN	2000000081	8/31/2012	2.06
88106000	CAP Move-CCNC	UN	2000000081	8/31/2012	2.07
88106000	CAP Move-CCNC	UN	2000000081	8/31/2012	2.07
88106000	CAP Move-CCNC	UN	2000000081	8/31/2012	947.82
88106000	CAP Move-CCNC	UN	2000000081	8/31/2012	947.82
88106000	CAP Move-CCNC	UN	2000000081	8/31/2012	3,791.29
88106000	CAP Move-CCNC	UN	2000000081	8/31/2012	218.00
88106000	CAP Move-CCNC	UN	2000000056	8/31/2012	2,450.00
88106000	CAP Move-CCNC	UN	2000000071	8/31/2012	159.74
88106000	CAP Move-CCNC	UN	2000000081	8/31/2012	920.87
88106000	CAP Move-CCNC	UN	2000000081	8/31/2012	426.62
88106000	CAP Move-CCNC	UN	2000000081	8/31/2012	13.81
88106000	CAP Move-CCNC	UN	2000000081	8/31/2012	187.62
88106000	CAP Move-CCNC	UN	2000000081	8/31/2012	187.61
88106000	CAP Move-CCNC	UN	2000000081	8/31/2012	2,477.77
88106000	CAP Move-CCNC	UN	2000000081	8/31/2012	28.98
88106000	CAP Move-CCNC	UN	2000000081	8/31/2012	1,947.17
88106000	CAP Move-CCNC	UN	2000000081	8/31/2012	2,974.99

## Kentucky American Water Company

Case No. 2012-00520

Response to PSC DR1, Item 31

Account	Description	Doc Type	Document Number	Posting Date	Amount
88106000	CAP Move-CCNC	UN	2000000081	8/31/2012	15,795.80
88106000	CAP Move-CCNC	UN	2000000081	8/31/2012	116,890.92
88106000	CAP Move-CCNC	UN	2000000081	8/31/2012	50.30
88106000	CAP Move-CCNC	UN	2000000081	8/31/2012	50.30
88106000	CAP Move-CCNC	UN	2000000081	8/31/2012	50.32
88106000	CAP Move-CCNC	UN	2000000081	8/31/2012	100.60
88106000	CAP Move-CCNC	UP	2000000085	8/31/2012	(1,395.86)
88106000	CAP Move-CCNC	UN	2000000081	8/31/2012	32,493.38
88106000	CAP Move-CCNC	UN	2000000081	8/31/2012	3,204.38
88106000	CAP Move-CCNC	UN	2000000113	8/31/2012	(53.72)
88106000	CAP Move-CCNC	UN	2000000113	8/31/2012	(37.49)
88106000	CAP Move-CCNC	UN	2000000081	8/31/2012	37.56
88106000	CAP Move-CCNC	UN	2000000081	8/31/2012	717.31
88106000	CAP Move-CCNC	UN	2000000081	8/31/2012	257.55
88106000	CAP Move-CCNC	UN	2000000081	8/31/2012	86.56
88106000	CAP Move-CCNC	UN	2000000081	8/31/2012	21,475.50
88106000	CAP Move-CCNC	UN	2000000081	8/31/2012	5,169.74
88106000	CAP Move-CCNC	UN	2000000081	8/31/2012	773.07
88106000	CAP Move-CCNC	UN	2000000081	8/31/2012	146.64
88106000	CAP Move-CCNC	UN	2000000081	8/31/2012	146.64
88106000	CAP Move-CCNC	UN	2000000081	8/31/2012	146.66
88106000	CAP Move-CCNC	UN	2000000081	8/31/2012	2,453.08
88106000	CAP Move-CCNC	UN	2000000081	8/31/2012	3,444.55
88106000	CAP Move-CCNC	UN	2000000081	8/31/2012	680.83
88106000	CAP Move-CCNC	UN	2000000081	8/31/2012	248.68
88106000	CAP Move-CCNC	UP	2000000085	8/31/2012	(3,124.30)
88106000	CAP Move-CCNC	UN	2000000081	8/31/2012	40,459.33
88106000	CAP Move-CCNC	UN	2000000081	8/31/2012	40,459.32
88106000	CAP Move-CCNC	UN	2000000081	8/31/2012	419.61
88106000	CAP Move-CCNC	UN	2000000081	8/31/2012	206.45
88106000	CAP Move-CCNC	UP	2000000085	8/31/2012	(2,929.95)
88106000	CAP Move-CCNC	UP	2000000085	8/31/2012	79.92
88106000	CAP Move-CCNC	UN	2000000081	8/31/2012	56.57
88106000	CAP Move-CCNC	UP	2000000099	8/31/2012	(13,823.35)
88106000	CAP Move-CCNC	UN	2000000122	8/31/2012	90,181.44
88106000	CAP Move-CCNC	UN	2000000056	8/31/2012	12,250.00
88106000	CAP Move-CCNC	UN	2000000071	8/31/2012	798.70
88106000	CAP Move-CCNC	UN	2000000123	8/31/2012	1,544.20
88106000	CAP Move-CCNC	UN	2000000123	8/31/2012	1,691.07
88106000	CAP Move-CCNC	UN	2000000071	8/31/2012	(5,938.49)
88106000	CAP Move-CCNC	UP	2000000114	8/31/2012	(29,231.05)
88106000	CAP Move-CCNC	UP	2000000114	8/31/2012	(27,936.38)
88106000	CAP Move-CCNC	UN	2000000113	8/31/2012	30,000.00
88106000	CAP Move-CCNC	UP	2000000099	8/31/2012	(11,326.07)
88106000	CAP Move-CCNC	UP	2000000099	8/31/2012	(7,446.50)
88106000	CAP Move-CCNC	UP	2000000114	8/31/2012	(7,892.45)
88106000	CAP Move-CCNC	UN	2000000113	8/31/2012	8,976.44
88106000	CAP Move-CCNC	UN	2000000113	8/31/2012	20,000.00
88106000	CAP Move-CCNC	UN	2000000071	8/31/2012	254.54
88106000	CAP Move-CCNC	UN	2000000071	8/31/2012	658.80
88106000	CAP Move-CCNC	UN	2000000081	8/31/2012	352.57
88106000	CAP Move-CCNC	UN	2000000081	8/31/2012	304.04
88106000	CAP Move-CCNC	UN	2000000071	8/31/2012	388.23

## Kentucky American Water Company

Case No. 2012-00520

Response to PSC DR1, Item 31

Account	Description	Doc Type	Document Number	Posting Date	Amount
88106000	CAP Move-CCNC	UN	2000000113	8/31/2012	(189.38)
88106000	CAP Move-CCNC	UN	2000000122	8/31/2012	(300.66)
88106000	CAP Move-CCNC	UP	2000000114	8/31/2012	(33,913.22)
88106000	CAP Move-CCNC	UP	2000000114	8/31/2012	(54,522.26)
88106000	CAP Move-CCNC	UN	2000000058	8/31/2012	530,601.03
88106000	CAP Move-CCNC	UN	2000000113	8/31/2012	21,605.92
88106000	CAP Move-CCNC	UN	2000000058	8/31/2012	521,014.90
88106000	CAP Move-CCNC	UN	2000000113	8/31/2012	18,286.73
88106000	CAP Move-CCNC	UN	2000000113	8/31/2012	71.54
88106000	CAP Move-CCNC	UN	2000000113	8/31/2012	238.37
88106000	CAP Move-CCNC	UN	2000000113	8/31/2012	20.02
88106000	CAP Move-CCNC	UN	2000000113	8/31/2012	69.04
88106000	CAP Move-CCNC	UN	2000000113	8/31/2012	69.05
88106000	CAP Move-CCNC	UN	2000000113	8/31/2012	69.04
88106000	CAP Move-CCNC	UN	2000000113	8/31/2012	19.65
88106000	CAP Move-CCNC	UN	2000000113	8/31/2012	19.65
88106000	CAP Move-CCNC	UN	2000000113	8/31/2012	19.65
88106000	CAP Move-CCNC	UN	2000000113	8/31/2012	3,073.22
88106000	CAP Move-CCNC	UN	2000000058	8/31/2012	500,681.02
88106000	CAP Move-CCNC	UN	2000000113	8/31/2012	21,172.10
88106000	CAP Move-CCNC	UN	2000000113	8/31/2012	1,150.14
88106000	CAP Move-CCNC	UN	2000000113	8/31/2012	1,478.23
88106000	CAP Move-CCNC	UN	2000000113	8/31/2012	1,360.35
88106000	CAP Move-CCNC	UN	2000000113	8/31/2012	1,374.73
88106000	CAP Move-CCNC	UN	2000000113	8/31/2012	2,641.24
88106000	CAP Move-CCNC	UN	2000000071	8/31/2012	(3,707.43)
88106000	CAP Move-CCNC	UN	2000000113	8/31/2012	3,719.39
88106000	CAP Move-CCNC	UN	2000000071	8/31/2012	(2,853.11)
88106000	CAP Move-CCNC	UN	2000000113	8/31/2012	2,862.31
88106000	CAP Move-CCNC	UN	2000000071	8/31/2012	(5,280.22)
88106000	CAP Move-CCNC	UN	2000000113	8/31/2012	5,297.25
88106000	CAP Move-CCNC	UN	2000000071	8/31/2012	(85,295.75)
88106000	CAP Move-CCNC	UN	2000000113	8/31/2012	85,570.82
88106000	CAP Move-CCNC	UN	2000000058	8/31/2012	102,954.00
88106000	CAP Move-CCNC	UN	2000000071	8/31/2012	(102,954.00)
88106000	CAP Move-CCNC	UN	2000000113	8/31/2012	103,286.03
88106000	CAP Move-CCNC	UN	2000000058	8/31/2012	130,155.70
88106000	CAP Move-CCNC	UN	2000000071	8/31/2012	(130,155.70)
88106000	CAP Move-CCNC	UN	2000000113	8/31/2012	130,575.45
88106000	CAP Move-CCNC	UN	2000000071	8/31/2012	(1,668.26)
88106000	CAP Move-CCNC	UN	2000000113	8/31/2012	1,940.16
88106000	CAP Move-CCNC	UN	2000000071	8/31/2012	(46,940.74)
88106000	CAP Move-CCNC	UN	2000000113	8/31/2012	48,996.25
88106000	CAP Move-CCNC	UN	2000000071	8/31/2012	(10,856.14)
88106000	CAP Move-CCNC	UN	2000000113	8/31/2012	11,157.69
88106000	CAP Move-CCNC	UN	2000000113	8/31/2012	5.39
88106000	CAP Move-CCNC	UN	2000000113	8/31/2012	6.38
88106000	CAP Move-CCNC	UN	2000000113	8/31/2012	290.77
88106000	CAP Move-CCNC	UN	2000000113	8/31/2012	30.92
88106000	CAP Move-CCNC	UN	2000000113	8/31/2012	21.79
88106000	CAP Move-CCNC	UN	2000000113	8/31/2012	26.60
88106000	CAP Move-CCNC	UN	2000000113	8/31/2012	32.34
88106000	CAP Move-CCNC	UN	2000000113	8/31/2012	673.22

## Kentucky American Water Company

Case No. 2012-00520

Response to PSC DR1, Item 31

Account	Description	Doc Type	Document Number	Posting Date	Amount
88106000	CAP Move-CCNC	UN	2000000113	8/31/2012	0.10
88106000	CAP Move-CCNC	UN	2000000113	8/31/2012	27.23
88106000	CAP Move-CCNC	UN	2000000113	8/31/2012	5.94
88106000	CAP Move-CCNC	UN	2000000113	8/31/2012	511.35
88106000	CAP Move-CCNC	UN	2000000113	8/31/2012	45.31
88106000	CAP Move-CCNC	UN	2000000113	8/31/2012	746.24
88106000	CAP Move-CCNC	UN	2000000071	8/31/2012	(10,026.36)
88106000	CAP Move-CCNC	UN	2000000113	8/31/2012	10,713.99
88106000	CAP Move-CCNC	UN	2000000071	8/31/2012	(10,398.39)
88106000	CAP Move-CCNC	UN	2000000113	8/31/2012	11,079.50
88106000	CAP Move-CCNC	UN	2000000071	8/31/2012	(10,366.04)
88106000	CAP Move-CCNC	UN	2000000113	8/31/2012	11,047.05
88106000	CAP Move-CCNC	UN	2000000071	8/31/2012	(65,662.33)
88106000	CAP Move-CCNC	UN	2000000113	8/31/2012	76,488.00
88106000	CAP Move-CCNC	UN	2000000071	8/31/2012	(31,104.75)
88106000	CAP Move-CCNC	UN	2000000113	8/31/2012	37,955.65
88106000	CAP Move-CCNC	UN	2000000071	8/31/2012	(50,299.56)
88106000	CAP Move-CCNC	UN	2000000113	8/31/2012	64,325.43
88106000	CAP Move-CCNC	UN	2000000071	8/31/2012	(13,154.48)
88106000	CAP Move-CCNC	UN	2000000113	8/31/2012	14,008.95
88106000	CAP Move-CCNC	UN	2000000071	8/31/2012	(19,604.91)
88106000	CAP Move-CCNC	UN	2000000113	8/31/2012	21,632.21
88106000	CAP Move-CCNC	UN	2000000071	8/31/2012	(19,029.46)
88106000	CAP Move-CCNC	UN	2000000113	8/31/2012	20,212.21
88106000	CAP Move-CCNC	UN	2000000071	8/31/2012	(15,443.66)
88106000	CAP Move-CCNC	UN	2000000113	8/31/2012	17,088.77
88106000	CAP Move-CCNC	UN	2000000071	8/31/2012	(17,497.93)
88106000	CAP Move-CCNC	UN	2000000113	8/31/2012	19,149.66
88106000	CAP Move-CCNC	UN	2000000071	8/31/2012	(16,615.38)
88106000	CAP Move-CCNC	UN	2000000113	8/31/2012	18,264.27
88106000	CAP Move-CCNC	UN	2000000071	8/31/2012	(11,711.91)
88106000	CAP Move-CCNC	UN	2000000113	8/31/2012	12,439.51
88106000	CAP Move-CCNC	UN	2000000071	8/31/2012	(10,686.21)
88106000	CAP Move-CCNC	UN	2000000113	8/31/2012	11,410.50
88106000	CAP Move-CCNC	UN	2000000071	8/31/2012	(11,489.29)
88106000	CAP Move-CCNC	UN	2000000113	8/31/2012	12,220.63
88106000	CAP Move-CCNC	UN	2000000071	8/31/2012	(62,280.78)
88106000	CAP Move-CCNC	UN	2000000113	8/31/2012	68,707.13
88106000	CAP Move-CCNC	UN	2000000071	8/31/2012	(61,044.64)
88106000	CAP Move-CCNC	UN	2000000113	8/31/2012	67,305.39
88106000	CAP Move-CCNC	UN	2000000071	8/31/2012	(61,108.50)
88106000	CAP Move-CCNC	UN	2000000113	8/31/2012	67,769.55
88106000	CAP Move-CCNC	UN	2000000071	8/31/2012	(4.53)
88106000	CAP Move-CCNC	UN	2000000113	8/31/2012	4.55
88106000	CAP Move-CCNC	UN	2000000071	8/31/2012	(1,686.42)
88106000	CAP Move-CCNC	UN	2000000113	8/31/2012	1,866.32
88106000	CAP Move-CCNC	UN	2000000058	8/31/2012	154,273.09
88106000	CAP Move-CCNC	UN	2000000071	8/31/2012	(154,273.09)
88106000	CAP Move-CCNC	UN	2000000113	8/31/2012	167,200.77
88106000	CAP Move-CCNC	UN	2000000058	8/31/2012	170,719.73
88106000	CAP Move-CCNC	UN	2000000071	8/31/2012	(170,719.73)
88106000	CAP Move-CCNC	UN	2000000113	8/31/2012	179,906.61
88106000	CAP Move-CCNC	UN	2000000071	8/31/2012	(61,995.80)

## Kentucky American Water Company

Case No. 2012-00520

Response to PSC DR1, Item 31

Account	Description	Doc Type	Document Number	Posting Date	Amount
88106000	CAP Move-CCNC	UN	2000000113	8/31/2012	69,652.83
88106000	CAP Move-CCNC	UN	2000000071	8/31/2012	(12,005.34)
88106000	CAP Move-CCNC	UN	2000000113	8/31/2012	12,287.57
88106000	CAP Move-CCNC	UN	2000000071	8/31/2012	(11,896.68)
88106000	CAP Move-CCNC	UN	2000000113	8/31/2012	12,773.75
88106000	CAP Move-CCNC	UN	2000000071	8/31/2012	(80,532.74)
88106000	CAP Move-CCNC	UN	2000000113	8/31/2012	81,082.31
88106000	CAP Move-CCNC	UN	2000000071	8/31/2012	(13,272.54)
88106000	CAP Move-CCNC	UN	2000000113	8/31/2012	13,636.09
88106000	CAP Move-CCNC	UN	2000000113	8/31/2012	5.58
88106000	CAP Move-CCNC	UN	2000000113	8/31/2012	136.76
88106000	CAP Move-CCNC	UN	2000000113	8/31/2012	136.83
88106000	CAP Move-CCNC	UN	2000000113	8/31/2012	136.88
88106000	CAP Move-CCNC	UN	2000000113	8/31/2012	52.09
88106000	CAP Move-CCNC	UN	2000000113	8/31/2012	52.09
88106000	CAP Move-CCNC	UN	2000000113	8/31/2012	52.09
88106000	CAP Move-CCNC	UN	2000000071	8/31/2012	(663.33)
88106000	CAP Move-CCNC	UN	2000000113	8/31/2012	665.47
88106000	CAP Move-CCNC	UN	2000000113	8/31/2012	509.50
88106000	CAP Move-CCNC	UN	2000000071	8/31/2012	(27.19)
88106000	CAP Move-CCNC	UN	2000000113	8/31/2012	27.28
88106000	CAP Move-CCNC	UN	2000000071	8/31/2012	(141.45)
88106000	CAP Move-CCNC	UN	2000000113	8/31/2012	1,816.74
88106000	CAP Move-CCNC	UN	2000000071	8/31/2012	(233.37)
88106000	CAP Move-CCNC	UN	2000000113	8/31/2012	234.13
88106000	CAP Move-CCNC	UN	2000000113	8/31/2012	21.10
88106000	CAP Move-CCNC	UN	2000000113	8/31/2012	21.10
88106000	CAP Move-CCNC	UN	2000000113	8/31/2012	21.10
88106000	CAP Move-CCNC	UN	2000000113	8/31/2012	10.09
88106000	CAP Move-CCNC	UN	2000000113	8/31/2012	10.09
88106000	CAP Move-CCNC	UN	2000000113	8/31/2012	10.09
88106000	CAP Move-CCNC	UN	2000000113	8/31/2012	19.86
88106000	CAP Move-CCNC	UN	2000000071	8/31/2012	(5,391.86)
88106000	CAP Move-CCNC	UN	2000000113	8/31/2012	5,409.25
88106000	CAP Move-CCNC	UN	2000000113	8/31/2012	15.78
88106000	CAP Move-CCNC	UN	2000000113	8/31/2012	15.78
88106000	CAP Move-CCNC	UN	2000000113	8/31/2012	15.78
88106000	CAP Move-CCNC	UN	2000000113	8/31/2012	666.08
88106000	CAP Move-CCNC	UN	2000000113	8/31/2012	7,592.06
88106000	CAP Move-CCNC	UN	2000000113	8/31/2012	1,098.57
88106000	CAP Move-CCNC	UN	2000000113	8/31/2012	5,807.93
88106000	CAP Move-CCNC	UN	2000000113	8/31/2012	832.57
88106000	CAP Move-CCNC	UN	2000000113	8/31/2012	830.41
88106000	CAP Move-CCNC	UN	2000000113	8/31/2012	848.85
88106000	CAP Move-CCNC	UN	2000000113	8/31/2012	34,715.67
88106000	CAP Move-CCNC	UN	2000000113	8/31/2012	46,494.16
88106000	CAP Move-CCNC	UN	2000000113	8/31/2012	33,407.08
88106000	CAP Move-CCNC	UN	2000000113	8/31/2012	890.15
88106000	CAP Move-CCNC	UN	2000000113	8/31/2012	885.01
88106000	CAP Move-CCNC	UN	2000000113	8/31/2012	356.18
88106000	CAP Move-CCNC	UN	2000000113	8/31/2012	698.11
88106000	CAP Move-CCNC	UN	2000000113	8/31/2012	561.59
88106000	CAP Move-CCNC	UN	2000000113	8/31/2012	9,852.77

## Kentucky American Water Company

Case No. 2012-00520

Response to PSC DR1, Item 31

Account	Description	Doc Type	Document Number	Posting Date	Amount
88106000	CAP Move-CCNC	UN	2000000113	8/31/2012	10,612.70
88106000	CAP Move-CCNC	UN	2000000113	8/31/2012	9,843.57
88106000	CAP Move-CCNC	UN	2000000113	8/31/2012	7,598.39
88106000	CAP Move-CCNC	UN	2000000113	8/31/2012	465.06
88106000	CAP Move-CCNC	UN	2000000113	8/31/2012	377.54
88106000	CAP Move-CCNC	UN	2000000113	8/31/2012	564.47
88106000	CAP Move-CCNC	UN	2000000113	8/31/2012	10,897.00
88106000	CAP Move-CCNC	UN	2000000113	8/31/2012	11,886.09
88106000	CAP Move-CCNC	UN	2000000113	8/31/2012	2,369.07
88106000	CAP Move-CCNC	UN	2000000113	8/31/2012	3,362.63
88106000	CAP Move-CCNC	UN	2000000113	8/31/2012	3,850.98
88106000	CAP Move-CCNC	UN	2000000113	8/31/2012	3,635.72
88106000	CAP Move-CCNC	UN	2000000113	8/31/2012	6,796.63
88106000	CAP Move-CCNC	UN	2000000113	8/31/2012	6,727.87
88106000	CAP Move-CCNC	UN	2000000113	8/31/2012	7,575.22
88106000	CAP Move-CCNC	UN	2000000113	8/31/2012	1,327.64
88106000	CAP Move-CCNC	UN	2000000058	8/31/2012	153.15
88106000	CAP Move-CCNC	UN	2000000113	8/31/2012	0.49
88106000	CAP Move-CCNC	UN	2000000058	8/31/2012	1,823.45
88106000	CAP Move-CCNC	UN	2000000113	8/31/2012	662.16
88106000	CAP Move-CCNC	UN	2000000058	8/31/2012	1,944.10
88106000	CAP Move-CCNC	UN	2000000113	8/31/2012	6.27
88106000	CAP Move-CCNC	UN	2000000058	8/31/2012	1,881.96
88106000	CAP Move-CCNC	UN	2000000113	8/31/2012	662.35
88106000	CAP Move-CCNC	UN	2000000058	8/31/2012	78,822.22
88106000	CAP Move-CCNC	UN	2000000113	8/31/2012	13,044.78
88106000	CAP Move-CCNC	UN	2000000058	8/31/2012	58,490.89
88106000	CAP Move-CCNC	UN	2000000113	8/31/2012	8,429.60
88106000	CAP Move-CCNC	UN	2000000058	8/31/2012	74,353.24
88106000	CAP Move-CCNC	UN	2000000113	8/31/2012	12,251.29
88106000	CAP Move-CCNC	UN	2000000058	8/31/2012	49,181.51
88106000	CAP Move-CCNC	UN	2000000113	8/31/2012	158.61
88106000	CAP Move-CCNC	UN	2000000058	8/31/2012	49,181.51
88106000	CAP Move-CCNC	UN	2000000113	8/31/2012	158.61
88106000	CAP Move-CCNC	UN	2000000058	8/31/2012	49,181.51
88106000	CAP Move-CCNC	UN	2000000113	8/31/2012	158.61
88107000	CAP Move-CWIP	UZ	2000000050	8/31/2012	28,747.00
88107000	CAP Move-CWIP	UZ	2000000062	8/31/2012	1,874.30
88107000	CAP Move-CWIP	UZ	2000000062	8/31/2012	1,171.50
88107000	CAP Move-CWIP	UZ	2000000062	8/31/2012	912.57
88107000	CAP Move-CWIP	UZ	2000000103	8/31/2012	(18.22)
88107000	CAP Move-CWIP	UZ	2000000103	8/31/2012	(13.85)
88107000	CAP Move-CWIP	UZ	2000000103	8/31/2012	(0.64)
88107000	CAP Move-CWIP	UZ	2000000103	8/31/2012	13.97
88107000	CAP Move-CWIP	UZ	2000000117	8/31/2012	(82.78)
88107000	CAP Move-CWIP	UZ	2000000118	8/31/2012	13.97
88107000	CAP Move-CWIP	UZ	2000000118	8/31/2012	(13.97)
88107000	CAP Move-CWIP	UZ	2000000050	8/31/2012	40,093.88
88107000	CAP Move-CWIP	UZ	2000000062	8/31/2012	429.68
88107000	CAP Move-CWIP	UZ	2000000062	8/31/2012	2,614.12
88107000	CAP Move-CWIP	UZ	2000000103	8/31/2012	116.81
88107000	CAP Move-CWIP	UZ	2000000103	8/31/2012	(152.35)
88107000	CAP Move-CWIP	UZ	2000000103	8/31/2012	(115.77)



## Kentucky American Water Company

Case No. 2012-00520

Response to PSC DR1, Item 31

Account	Description	Doc Type	Document Number	Posting Date	Amount
88107000	CAP Move-CWIP	UZ	2000000103	8/31/2012	(5.37)
88107000	CAP Move-CWIP	UZ	2000000117	8/31/2012	(361.76)
88107000	CAP Move-CWIP	UZ	2000000118	8/31/2012	(116.81)
88107000	CAP Move-CWIP	UZ	2000000118	8/31/2012	116.81
88107000	CAP Move-CWIP	UZ	2000000050	8/31/2012	5,250.00
88107000	CAP Move-CWIP	UN	2000000056	8/31/2012	(12,733.62)
88107000	CAP Move-CWIP	UZ	2000000062	8/31/2012	487.93
88107000	CAP Move-CWIP	UZ	2000000062	8/31/2012	342.30
88107000	CAP Move-CWIP	UN	2000000071	8/31/2012	(830.23)
88107000	CAP Move-CWIP	UZ	2000000050	8/31/2012	36,368.85
88107000	CAP Move-CWIP	UN	2000000056	8/31/2012	(36,368.85)
88107000	CAP Move-CWIP	UZ	2000000062	8/31/2012	529.12
88107000	CAP Move-CWIP	UZ	2000000062	8/31/2012	2,371.25
88107000	CAP Move-CWIP	UN	2000000071	8/31/2012	(2,900.37)
88107000	CAP Move-CWIP	UZ	2000000103	8/31/2012	(179.63)
88107000	CAP Move-CWIP	UZ	2000000103	8/31/2012	(8.33)
88107000	CAP Move-CWIP	UZ	2000000103	8/31/2012	(236.38)
88107000	CAP Move-CWIP	UZ	2000000103	8/31/2012	181.25
88107000	CAP Move-CWIP	UN	2000000113	8/31/2012	243.09
88107000	CAP Move-CWIP	UZ	2000000117	8/31/2012	(124.19)
88107000	CAP Move-CWIP	UZ	2000000118	8/31/2012	181.25
88107000	CAP Move-CWIP	UZ	2000000118	8/31/2012	(181.25)
88107000	CAP Move-CWIP	UN	2000000122	8/31/2012	124.19
88107000	CAP Move-CWIP	UZ	2000000050	8/31/2012	24,446.91
88107000	CAP Move-CWIP	UN	2000000056	8/31/2012	(24,446.91)
88107000	CAP Move-CWIP	UZ	2000000062	8/31/2012	(33.71)
88107000	CAP Move-CWIP	UZ	2000000062	8/31/2012	1,593.94
88107000	CAP Move-CWIP	UN	2000000071	8/31/2012	(1,560.23)
88107000	CAP Move-CWIP	UZ	2000000062	8/31/2012	28.67
88107000	CAP Move-CWIP	UN	2000000071	8/31/2012	(28.67)
88107000	CAP Move-CWIP	UZ	2000000103	8/31/2012	(9.86)
88107000	CAP Move-CWIP	UZ	2000000103	8/31/2012	(0.46)
88107000	CAP Move-CWIP	UZ	2000000103	8/31/2012	9.96
88107000	CAP Move-CWIP	UZ	2000000103	8/31/2012	(12.98)
88107000	CAP Move-CWIP	UN	2000000113	8/31/2012	13.34
88107000	CAP Move-CWIP	UZ	2000000117	8/31/2012	(50.86)
88107000	CAP Move-CWIP	UZ	2000000118	8/31/2012	(9.96)
88107000	CAP Move-CWIP	UZ	2000000118	8/31/2012	9.96
88107000	CAP Move-CWIP	UN	2000000122	8/31/2012	50.86
88107000	CAP Move-CWIP	UZ	2000000052	8/31/2012	54,200.00
88107000	CAP Move-CWIP	UZ	2000000062	8/31/2012	(41.38)
88107000	CAP Move-CWIP	UZ	2000000062	8/31/2012	3,533.84
88107000	CAP Move-CWIP	UZ	2000000103	8/31/2012	(0.46)
88107000	CAP Move-CWIP	UZ	2000000103	8/31/2012	(12.98)
88107000	CAP Move-CWIP	UZ	2000000103	8/31/2012	(9.86)
88107000	CAP Move-CWIP	UZ	2000000103	8/31/2012	9.96
88107000	CAP Move-CWIP	UZ	2000000117	8/31/2012	(50.89)
88107000	CAP Move-CWIP	UZ	2000000118	8/31/2012	(9.96)
88107000	CAP Move-CWIP	UZ	2000000118	8/31/2012	9.96
88107000	CAP Move-CWIP	UZ	2000000050	8/31/2012	(4,350.00)
88107000	CAP Move-CWIP	UZ	2000000050	8/31/2012	8,700.00
88107000	CAP Move-CWIP	UZ	2000000062	8/31/2012	283.62
88107000	CAP Move-CWIP	UZ	2000000062	8/31/2012	117.25

## Kentucky American Water Company

Case No. 2012-00520

Response to PSC DR1, Item 31

Account	Description	Doc Type	Document Number	Posting Date	Amount
88107000	CAP Move-CWIP	UZ	2000000103	8/31/2012	(43.29)
88107000	CAP Move-CWIP	UZ	2000000103	8/31/2012	(2.01)
88107000	CAP Move-CWIP	UZ	2000000103	8/31/2012	43.67
88107000	CAP Move-CWIP	UZ	2000000103	8/31/2012	(56.97)
88107000	CAP Move-CWIP	UZ	2000000118	8/31/2012	(43.67)
88107000	CAP Move-CWIP	UZ	2000000118	8/31/2012	43.67
88107000	CAP Move-CWIP	UZ	2000000050	8/31/2012	7,425.00
88107000	CAP Move-CWIP	UZ	2000000050	8/31/2012	(7,425.00)
88107000	CAP Move-CWIP	UZ	2000000050	8/31/2012	7,425.00
88107000	CAP Move-CWIP	UN	2000000056	8/31/2012	(7,425.00)
88107000	CAP Move-CWIP	UZ	2000000062	8/31/2012	110.44
88107000	CAP Move-CWIP	UZ	2000000062	8/31/2012	484.11
88107000	CAP Move-CWIP	UN	2000000071	8/31/2012	(594.55)
88107000	CAP Move-CWIP	UZ	2000000103	8/31/2012	41.63
88107000	CAP Move-CWIP	UZ	2000000103	8/31/2012	(1.91)
88107000	CAP Move-CWIP	UZ	2000000103	8/31/2012	(54.28)
88107000	CAP Move-CWIP	UZ	2000000103	8/31/2012	(41.25)
88107000	CAP Move-CWIP	UN	2000000113	8/31/2012	55.81
88107000	CAP Move-CWIP	UZ	2000000117	8/31/2012	(156.37)
88107000	CAP Move-CWIP	UZ	2000000118	8/31/2012	41.63
88107000	CAP Move-CWIP	UZ	2000000118	8/31/2012	(41.63)
88107000	CAP Move-CWIP	UN	2000000122	8/31/2012	156.37
88107000	CAP Move-CWIP	UZ	2000000062	8/31/2012	122.43
88107000	CAP Move-CWIP	UZ	2000000103	8/31/2012	(2.01)
88107000	CAP Move-CWIP	UZ	2000000103	8/31/2012	(56.97)
88107000	CAP Move-CWIP	UZ	2000000103	8/31/2012	43.67
88107000	CAP Move-CWIP	UZ	2000000103	8/31/2012	(43.29)
88107000	CAP Move-CWIP	UZ	2000000118	8/31/2012	43.67
88107000	CAP Move-CWIP	UZ	2000000118	8/31/2012	(43.67)
88107000	CAP Move-CWIP	UZ	2000000052	8/31/2012	26,820.00
88107000	CAP Move-CWIP	UZ	2000000052	8/31/2012	2,980.00
88107000	CAP Move-CWIP	UZ	2000000062	8/31/2012	1,942.96
88107000	CAP Move-CWIP	UZ	2000000062	8/31/2012	491.80
88107000	CAP Move-CWIP	UZ	2000000050	8/31/2012	11,328.40
88107000	CAP Move-CWIP	UN	2000000056	8/31/2012	(11,328.40)
88107000	CAP Move-CWIP	UZ	2000000062	8/31/2012	738.61
88107000	CAP Move-CWIP	UZ	2000000062	8/31/2012	63.00
88107000	CAP Move-CWIP	UN	2000000071	8/31/2012	(801.61)
88107000	CAP Move-CWIP	UZ	2000000103	8/31/2012	41.34
88107000	CAP Move-CWIP	UZ	2000000103	8/31/2012	(40.97)
88107000	CAP Move-CWIP	UZ	2000000103	8/31/2012	(53.92)
88107000	CAP Move-CWIP	UZ	2000000103	8/31/2012	(1.90)
88107000	CAP Move-CWIP	UN	2000000113	8/31/2012	55.45
88107000	CAP Move-CWIP	UZ	2000000117	8/31/2012	(156.58)
88107000	CAP Move-CWIP	UZ	2000000118	8/31/2012	(41.34)
88107000	CAP Move-CWIP	UZ	2000000118	8/31/2012	41.34
88107000	CAP Move-CWIP	UN	2000000122	8/31/2012	156.58
88107000	CAP Move-CWIP	UZ	2000000050	8/31/2012	19,000.00
88107000	CAP Move-CWIP	UZ	2000000050	8/31/2012	(9,500.00)
88107000	CAP Move-CWIP	UZ	2000000062	8/31/2012	292.15
88107000	CAP Move-CWIP	UZ	2000000062	8/31/2012	619.40
88107000	CAP Move-CWIP	UZ	2000000103	8/31/2012	(1.37)
88107000	CAP Move-CWIP	UZ	2000000103	8/31/2012	(38.75)

## Kentucky American Water Company

Case No. 2012-00520

Response to PSC DR1, Item 31

Account	Description	Doc Type	Document Number	Posting Date	Amount
88107000	CAP Move-CWIP	UZ	2000000103	8/31/2012	(29.45)
88107000	CAP Move-CWIP	UZ	2000000103	8/31/2012	29.70
88107000	CAP Move-CWIP	UZ	2000000118	8/31/2012	29.70
88107000	CAP Move-CWIP	UZ	2000000118	8/31/2012	(29.70)
88107000	CAP Move-CWIP	UZ	2000000050	8/31/2012	(18,810.99)
88107000	CAP Move-CWIP	UZ	2000000050	8/31/2012	9,405.00
88107000	CAP Move-CWIP	UZ	2000000050	8/31/2012	746.43
88107000	CAP Move-CWIP	UZ	2000000050	8/31/2012	(9,405.00)
88107000	CAP Move-CWIP	UZ	2000000050	8/31/2012	18,761.49
88107000	CAP Move-CWIP	UZ	2000000062	8/31/2012	651.71
88107000	CAP Move-CWIP	UZ	2000000062	8/31/2012	609.98
88107000	CAP Move-CWIP	UZ	2000000062	8/31/2012	72.12
88107000	CAP Move-CWIP	UZ	2000000103	8/31/2012	(23.35)
88107000	CAP Move-CWIP	UZ	2000000103	8/31/2012	(30.72)
88107000	CAP Move-CWIP	UZ	2000000103	8/31/2012	(1.08)
88107000	CAP Move-CWIP	UZ	2000000103	8/31/2012	23.56
88107000	CAP Move-CWIP	UZ	2000000118	8/31/2012	23.56
88107000	CAP Move-CWIP	UZ	2000000118	8/31/2012	(23.56)
88107000	CAP Move-CWIP	UZ	2000000050	8/31/2012	9,500.00
88107000	CAP Move-CWIP	UZ	2000000050	8/31/2012	9,500.00
88107000	CAP Move-CWIP	UZ	2000000050	8/31/2012	(9,500.00)
88107000	CAP Move-CWIP	UZ	2000000062	8/31/2012	619.40
88107000	CAP Move-CWIP	UZ	2000000062	8/31/2012	242.87
88107000	CAP Move-CWIP	UZ	2000000103	8/31/2012	91.95
88107000	CAP Move-CWIP	UZ	2000000103	8/31/2012	(91.14)
88107000	CAP Move-CWIP	UZ	2000000103	8/31/2012	(4.23)
88107000	CAP Move-CWIP	UZ	2000000103	8/31/2012	(119.93)
88107000	CAP Move-CWIP	UZ	2000000117	8/31/2012	(173.21)
88107000	CAP Move-CWIP	UZ	2000000118	8/31/2012	91.95
88107000	CAP Move-CWIP	UZ	2000000118	8/31/2012	(91.95)
88107000	CAP Move-CWIP	UZ	2000000060	8/31/2012	(177,091.88)
88107000	CAP Move-CWIP	UN	2000000071	8/31/2012	(3,275.14)
88107000	CAP Move-CWIP	UZ	2000000053	8/31/2012	130,994.84
88107000	CAP Move-CWIP	UZ	2000000062	8/31/2012	9,740.44
88107000	CAP Move-CWIP	UZ	2000000062	8/31/2012	8,540.86
88107000	CAP Move-CWIP	UZ	2000000064	8/31/2012	(270,395.84)
88107000	CAP Move-CWIP	UZ	2000000064	8/31/2012	277,431.92
88107000	CAP Move-CWIP	UZ	2000000065	8/31/2012	138,080.92
88107000	CAP Move-CWIP	UZ	2000000065	8/31/2012	(138,030.92)
88107000	CAP Move-CWIP	UZ	2000000092	8/31/2012	3,728.61
88107000	CAP Move-CWIP	UZ	2000000093	8/31/2012	2,860.30
88107000	CAP Move-CWIP	UZ	2000000101	8/31/2012	(8,425.67)
88107000	CAP Move-CWIP	UZ	2000000050	8/31/2012	89.26
88107000	CAP Move-CWIP	UZ	2000000052	8/31/2012	1,189.15
88107000	CAP Move-CWIP	UZ	2000000053	8/31/2012	167,300.39
88107000	CAP Move-CWIP	UZ	2000000060	8/31/2012	3,594.82
88107000	CAP Move-CWIP	UZ	2000000062	8/31/2012	2,136.75
88107000	CAP Move-CWIP	UZ	2000000062	8/31/2012	10,907.99
88107000	CAP Move-CWIP	UZ	2000000064	8/31/2012	(167,300.39)
88107000	CAP Move-CWIP	UZ	2000000064	8/31/2012	178,230.78
88107000	CAP Move-CWIP	UZ	2000000092	8/31/2012	4,755.87
88107000	CAP Move-CWIP	UZ	2000000093	8/31/2012	3,648.34
88107000	CAP Move-CWIP	UZ	2000000093	8/31/2012	1,580.16

## Kentucky American Water Company

Case No. 2012-00520

Response to PSC DR1, Item 31

Account	Description	Doc Type	Document Number	Posting Date	Amount
88107000	CAP Move-CWIP	UZ	2000000093	8/31/2012	2,059.85
88107000	CAP Move-CWIP	UZ	2000000107	8/31/2012	338,619.83
88107000	CAP Move-CWIP	UZ	2000000069	8/31/2012	474.17
88107000	CAP Move-CWIP	UZ	2000000069	8/31/2012	148.51
88107000	CAP Move-CWIP	UZ	2000000069	8/31/2012	6,330.34
88107000	CAP Move-CWIP	UZ	2000000070	8/31/2012	869.81
88107000	CAP Move-CWIP	UZ	2000000077	8/31/2012	72.06
88107000	CAP Move-CWIP	UZ	2000000077	8/31/2012	460.74
88107000	CAP Move-CWIP	UZ	2000000077	8/31/2012	351.77
88107000	CAP Move-CWIP	UZ	2000000077	8/31/2012	156.01
88107000	CAP Move-CWIP	UZ	2000000078	8/31/2012	37.11
88107000	CAP Move-CWIP	UZ	2000000078	8/31/2012	382.57
88107000	CAP Move-CWIP	UZ	2000000078	8/31/2012	410.85
88107000	CAP Move-CWIP	UZ	2000000078	8/31/2012	1,781.44
88107000	CAP Move-CWIP	UZ	2000000078	8/31/2012	130.57
88107000	CAP Move-CWIP	UZ	2000000080	8/31/2012	1,023.62
88107000	CAP Move-CWIP	UZ	2000000092	8/31/2012	101.36
88107000	CAP Move-CWIP	UZ	2000000092	8/31/2012	132.13
88107000	CAP Move-CWIP	UZ	2000000107	8/31/2012	45,000.00
88107000	CAP Move-CWIP	UZ	2000000062	8/31/2012	134.54
88107000	CAP Move-CWIP	UZ	2000000093	8/31/2012	1,238.29
88107000	CAP Move-CWIP	UZ	2000000093	8/31/2012	1,614.20
88107000	CAP Move-CWIP	UZ	2000000103	8/31/2012	(2.21)
88107000	CAP Move-CWIP	UZ	2000000103	8/31/2012	(62.81)
88107000	CAP Move-CWIP	UZ	2000000103	8/31/2012	(47.73)
88107000	CAP Move-CWIP	UZ	2000000103	8/31/2012	48.16
88107000	CAP Move-CWIP	UZ	2000000107	8/31/2012	8,274.55
88107000	CAP Move-CWIP	UZ	2000000117	8/31/2012	(135.46)
88107000	CAP Move-CWIP	UZ	2000000118	8/31/2012	48.16
88107000	CAP Move-CWIP	UZ	2000000118	8/31/2012	(48.16)
88107000	CAP Move-CWIP	UZ	2000000050	8/31/2012	12,596.47
88107000	CAP Move-CWIP	UZ	2000000062	8/31/2012	821.29
88107000	CAP Move-CWIP	UZ	2000000050	8/31/2012	13,866.58
88107000	CAP Move-CWIP	UZ	2000000062	8/31/2012	1,035.66
88107000	CAP Move-CWIP	UZ	2000000093	8/31/2012	1,224.26
88107000	CAP Move-CWIP	UZ	2000000093	8/31/2012	1,595.91
88107000	CAP Move-CWIP	UZ	2000000103	8/31/2012	(2.39)
88107000	CAP Move-CWIP	UZ	2000000103	8/31/2012	(67.88)
88107000	CAP Move-CWIP	UZ	2000000103	8/31/2012	52.05
88107000	CAP Move-CWIP	UZ	2000000103	8/31/2012	(51.58)
88107000	CAP Move-CWIP	UZ	2000000117	8/31/2012	(62.89)
88107000	CAP Move-CWIP	UZ	2000000118	8/31/2012	(52.05)
88107000	CAP Move-CWIP	UZ	2000000118	8/31/2012	52.05
88107000	CAP Move-CWIP	UZ	2000000093	8/31/2012	28.13
88107000	CAP Move-CWIP	UZ	2000000093	8/31/2012	36.67
88107000	CAP Move-CWIP	UN	2000000056	8/31/2012	1,122.46
88107000	CAP Move-CWIP	UZ	2000000062	8/31/2012	(73.18)
88107000	CAP Move-CWIP	UZ	2000000062	8/31/2012	(0.74)
88107000	CAP Move-CWIP	UN	2000000071	8/31/2012	73.92
88107000	CAP Move-CWIP	UZ	2000000050	8/31/2012	205.43
88107000	CAP Move-CWIP	UZ	2000000062	8/31/2012	24.85
88107000	CAP Move-CWIP	UZ	2000000062	8/31/2012	2,459.76
88107000	CAP Move-CWIP	UZ	2000000093	8/31/2012	168.82

## Kentucky American Water Company

Case No. 2012-00520

Response to PSC DR1, Item 31

Account	Description	Doc Type	Document Number	Posting Date	Amount
88107000	CAP Move-CWIP	UZ	2000000093	8/31/2012	220.06
88107000	CAP Move-CWIP	UZ	2000000103	8/31/2012	(1,144.31)
88107000	CAP Move-CWIP	UZ	2000000103	8/31/2012	(40.34)
88107000	CAP Move-CWIP	UZ	2000000103	8/31/2012	(869.58)
88107000	CAP Move-CWIP	UZ	2000000103	8/31/2012	877.41
88107000	CAP Move-CWIP	UZ	2000000117	8/31/2012	(935.91)
88107000	CAP Move-CWIP	UZ	2000000118	8/31/2012	(877.41)
88107000	CAP Move-CWIP	UZ	2000000118	8/31/2012	877.41
88107000	CAP Move-CWIP	UZ	2000000093	8/31/2012	18.08
88107000	CAP Move-CWIP	UZ	2000000093	8/31/2012	13.87
88107000	CAP Move-CWIP	UZ	2000000107	8/31/2012	10,072.11
88107000	CAP Move-CWIP	UZ	2000000107	8/31/2012	510.29
88107000	CAP Move-CWIP	UZ	2000000062	8/31/2012	1.98
88107000	CAP Move-CWIP	UZ	2000000062	8/31/2012	196.24
88107000	CAP Move-CWIP	UZ	2000000093	8/31/2012	4.49
88107000	CAP Move-CWIP	UZ	2000000093	8/31/2012	5.85
88107000	CAP Move-CWIP	UZ	2000000103	8/31/2012	(100.80)
88107000	CAP Move-CWIP	UZ	2000000103	8/31/2012	(3.55)
88107000	CAP Move-CWIP	UZ	2000000103	8/31/2012	(76.61)
88107000	CAP Move-CWIP	UZ	2000000103	8/31/2012	77.30
88107000	CAP Move-CWIP	UZ	2000000107	8/31/2012	6,917.53
88107000	CAP Move-CWIP	UZ	2000000118	8/31/2012	77.30
88107000	CAP Move-CWIP	UZ	2000000118	8/31/2012	(77.30)
88107000	CAP Move-CWIP	UZ	2000000062	8/31/2012	98.13
88107000	CAP Move-CWIP	UZ	2000000062	8/31/2012	0.99
88107000	CAP Move-CWIP	UZ	2000000092	8/31/2012	2.93
88107000	CAP Move-CWIP	UZ	2000000093	8/31/2012	2.25
88107000	CAP Move-CWIP	UZ	2000000103	8/31/2012	(50.40)
88107000	CAP Move-CWIP	UZ	2000000103	8/31/2012	(38.30)
88107000	CAP Move-CWIP	UZ	2000000103	8/31/2012	(1.77)
88107000	CAP Move-CWIP	UZ	2000000103	8/31/2012	38.64
88107000	CAP Move-CWIP	UZ	2000000107	8/31/2012	8,510.50
88107000	CAP Move-CWIP	UZ	2000000118	8/31/2012	38.64
88107000	CAP Move-CWIP	UZ	2000000118	8/31/2012	(38.64)
88107000	CAP Move-CWIP	UZ	2000000107	8/31/2012	10,103.74
88107000	CAP Move-CWIP	UZ	2000000062	8/31/2012	0.99
88107000	CAP Move-CWIP	UZ	2000000062	8/31/2012	98.13
88107000	CAP Move-CWIP	UZ	2000000092	8/31/2012	2.25
88107000	CAP Move-CWIP	UZ	2000000093	8/31/2012	2.93
88107000	CAP Move-CWIP	UZ	2000000103	8/31/2012	(50.40)
88107000	CAP Move-CWIP	UZ	2000000103	8/31/2012	(1.77)
88107000	CAP Move-CWIP	UZ	2000000103	8/31/2012	(38.30)
88107000	CAP Move-CWIP	UZ	2000000103	8/31/2012	38.64
88107000	CAP Move-CWIP	UZ	2000000107	8/31/2012	8,510.50
88107000	CAP Move-CWIP	UZ	2000000118	8/31/2012	38.64
88107000	CAP Move-CWIP	UZ	2000000118	8/31/2012	(38.64)
88107000	CAP Move-CWIP	UZ	2000000062	8/31/2012	6.20
88107000	CAP Move-CWIP	UN	2000000081	8/31/2012	(6.20)
88107000	CAP Move-CWIP	UZ	2000000117	8/31/2012	(11.98)
88107000	CAP Move-CWIP	UZ	2000000050	8/31/2012	4,154.35
88107000	CAP Move-CWIP	UZ	2000000052	8/31/2012	507.84
88107000	CAP Move-CWIP	UZ	2000000062	8/31/2012	1,024.74
88107000	CAP Move-CWIP	UN	2000000081	8/31/2012	(5,686.93)

## Kentucky American Water Company

Case No. 2012-00520

Response to PSC DR1, Item 31

Account	Description	Doc Type	Document Number	Posting Date	Amount
88107000	CAP Move-CWIP	UZ	2000000103	8/31/2012	(8.30)
88107000	CAP Move-CWIP	UZ	2000000103	8/31/2012	(178.96)
88107000	CAP Move-CWIP	UZ	2000000103	8/31/2012	(235.51)
88107000	CAP Move-CWIP	UZ	2000000103	8/31/2012	180.58
88107000	CAP Move-CWIP	UZ	2000000105	8/31/2012	2,813.76
88107000	CAP Move-CWIP	UZ	2000000117	8/31/2012	(34.10)
88107000	CAP Move-CWIP	UZ	2000000118	8/31/2012	180.58
88107000	CAP Move-CWIP	UZ	2000000118	8/31/2012	(180.58)
88107000	CAP Move-CWIP	UZ	2000000052	8/31/2012	23.61
88107000	CAP Move-CWIP	UZ	2000000062	8/31/2012	194.39
88107000	CAP Move-CWIP	UN	2000000081	8/31/2012	(218.00)
88107000	CAP Move-CWIP	UZ	2000000103	8/31/2012	(1.79)
88107000	CAP Move-CWIP	UZ	2000000103	8/31/2012	(50.84)
88107000	CAP Move-CWIP	UZ	2000000103	8/31/2012	(38.63)
88107000	CAP Move-CWIP	UZ	2000000103	8/31/2012	38.97
88107000	CAP Move-CWIP	UZ	2000000117	8/31/2012	(41.41)
88107000	CAP Move-CWIP	UZ	2000000118	8/31/2012	(38.97)
88107000	CAP Move-CWIP	UZ	2000000118	8/31/2012	38.97
88107000	CAP Move-CWIP	UZ	2000000050	8/31/2012	1,000.00
88107000	CAP Move-CWIP	UZ	2000000062	8/31/2012	65.20
88107000	CAP Move-CWIP	UZ	2000000062	8/31/2012	592.03
88107000	CAP Move-CWIP	UZ	2000000093	8/31/2012	15.03
88107000	CAP Move-CWIP	UZ	2000000093	8/31/2012	19.60
88107000	CAP Move-CWIP	UZ	2000000050	8/31/2012	2,450.00
88107000	CAP Move-CWIP	UN	2000000056	8/31/2012	(2,450.00)
88107000	CAP Move-CWIP	UZ	2000000062	8/31/2012	159.74
88107000	CAP Move-CWIP	UN	2000000071	8/31/2012	(159.74)
88107000	CAP Move-CWIP	UZ	2000000052	8/31/2012	1,644.50
88107000	CAP Move-CWIP	UZ	2000000062	8/31/2012	107.22
88107000	CAP Move-CWIP	UZ	2000000050	8/31/2012	1,028.20
88107000	CAP Move-CWIP	UZ	2000000062	8/31/2012	220.31
88107000	CAP Move-CWIP	UZ	2000000062	8/31/2012	98.98
88107000	CAP Move-CWIP	UN	2000000081	8/31/2012	(1,347.49)
88107000	CAP Move-CWIP	UZ	2000000103	8/31/2012	(55.75)
88107000	CAP Move-CWIP	UZ	2000000103	8/31/2012	(2.59)
88107000	CAP Move-CWIP	UZ	2000000103	8/31/2012	(73.37)
88107000	CAP Move-CWIP	UZ	2000000103	8/31/2012	56.26
88107000	CAP Move-CWIP	UZ	2000000105	8/31/2012	437.29
88107000	CAP Move-CWIP	UZ	2000000117	8/31/2012	(62.18)
88107000	CAP Move-CWIP	UZ	2000000118	8/31/2012	56.26
88107000	CAP Move-CWIP	UZ	2000000118	8/31/2012	(56.26)
88107000	CAP Move-CWIP	UZ	2000000062	8/31/2012	9.53
88107000	CAP Move-CWIP	UZ	2000000062	8/31/2012	4.28
88107000	CAP Move-CWIP	UN	2000000081	8/31/2012	(13.81)
88107000	CAP Move-CWIP	UZ	2000000103	8/31/2012	2.03
88107000	CAP Move-CWIP	UZ	2000000103	8/31/2012	(2.01)
88107000	CAP Move-CWIP	UZ	2000000103	8/31/2012	(2.65)
88107000	CAP Move-CWIP	UZ	2000000103	8/31/2012	(0.10)
88107000	CAP Move-CWIP	UZ	2000000118	8/31/2012	(2.03)
88107000	CAP Move-CWIP	UZ	2000000118	8/31/2012	2.03
88107000	CAP Move-CWIP	UZ	2000000052	8/31/2012	244.09
88107000	CAP Move-CWIP	UZ	2000000062	8/31/2012	131.14
88107000	CAP Move-CWIP	UN	2000000081	8/31/2012	(375.23)

## Kentucky American Water Company

Case No. 2012-00520

Response to PSC DR1, Item 31

Account	Description	Doc Type	Document Number	Posting Date	Amount
88107000	CAP Move-CWIP	UZ	2000000103	8/31/2012	(1.63)
88107000	CAP Move-CWIP	UZ	2000000103	8/31/2012	(35.05)
88107000	CAP Move-CWIP	UZ	2000000103	8/31/2012	(46.12)
88107000	CAP Move-CWIP	UZ	2000000103	8/31/2012	35.36
88107000	CAP Move-CWIP	UZ	2000000117	8/31/2012	(134.09)
88107000	CAP Move-CWIP	UZ	2000000118	8/31/2012	(35.36)
88107000	CAP Move-CWIP	UZ	2000000118	8/31/2012	35.36
88107000	CAP Move-CWIP	UZ	2000000050	8/31/2012	2,252.50
88107000	CAP Move-CWIP	UZ	2000000062	8/31/2012	225.27
88107000	CAP Move-CWIP	UN	2000000081	8/31/2012	(2,477.77)
88107000	CAP Move-CWIP	UZ	2000000107	8/31/2012	52,000.00
88107000	CAP Move-CWIP	UZ	2000000062	8/31/2012	28.98
88107000	CAP Move-CWIP	UN	2000000081	8/31/2012	(28.98)
88107000	CAP Move-CWIP	UZ	2000000107	8/31/2012	15,500.00
88107000	CAP Move-CWIP	UZ	2000000050	8/31/2012	1,802.00
88107000	CAP Move-CWIP	UZ	2000000062	8/31/2012	145.17
88107000	CAP Move-CWIP	UN	2000000081	8/31/2012	(1,947.17)
88107000	CAP Move-CWIP	UZ	2000000050	8/31/2012	2,703.00
88107000	CAP Move-CWIP	UZ	2000000062	8/31/2012	271.99
88107000	CAP Move-CWIP	UN	2000000081	8/31/2012	(2,974.99)
88107000	CAP Move-CWIP	UZ	2000000107	8/31/2012	40,000.00
88107000	CAP Move-CWIP	UZ	2000000050	8/31/2012	122,657.90
88107000	CAP Move-CWIP	UZ	2000000050	8/31/2012	1,484.08
88107000	CAP Move-CWIP	UZ	2000000062	8/31/2012	8,544.74
88107000	CAP Move-CWIP	UN	2000000081	8/31/2012	(132,686.72)
88107000	CAP Move-CWIP	UZ	2000000103	8/31/2012	(397.26)
88107000	CAP Move-CWIP	UZ	2000000103	8/31/2012	(6,942.90)
88107000	CAP Move-CWIP	UZ	2000000103	8/31/2012	(14.01)
88107000	CAP Move-CWIP	UZ	2000000103	8/31/2012	304.61
88107000	CAP Move-CWIP	UZ	2000000103	8/31/2012	(301.89)
88107000	CAP Move-CWIP	UZ	2000000117	8/31/2012	(579.79)
88107000	CAP Move-CWIP	UZ	2000000118	8/31/2012	304.61
88107000	CAP Move-CWIP	UZ	2000000118	8/31/2012	(304.61)
88107000	CAP Move-CWIP	UZ	2000000062	8/31/2012	173.55
88107000	CAP Move-CWIP	UZ	2000000062	8/31/2012	77.97
88107000	CAP Move-CWIP	UN	2000000081	8/31/2012	(251.52)
88107000	CAP Move-CWIP	UZ	2000000103	8/31/2012	(76.02)
88107000	CAP Move-CWIP	UZ	2000000103	8/31/2012	(57.77)
88107000	CAP Move-CWIP	UZ	2000000103	8/31/2012	(2.68)
88107000	CAP Move-CWIP	UZ	2000000103	8/31/2012	58.28
88107000	CAP Move-CWIP	UZ	2000000118	8/31/2012	58.28
88107000	CAP Move-CWIP	UZ	2000000118	8/31/2012	(58.28)
88107000	CAP Move-CWIP	UP	2000000085	8/31/2012	(1,395.86)
88107000	CAP Move-CWIP	UP	2000000085	8/31/2012	1,395.86
88107000	CAP Move-CWIP	UZ	2000000050	8/31/2012	1,930.75
88107000	CAP Move-CWIP	UZ	2000000050	8/31/2012	24,619.88
88107000	CAP Move-CWIP	UZ	2000000050	8/31/2012	1,970.35
88107000	CAP Move-CWIP	UZ	2000000062	8/31/2012	1,231.44
88107000	CAP Move-CWIP	UZ	2000000062	8/31/2012	2,740.96
88107000	CAP Move-CWIP	UN	2000000081	8/31/2012	(32,493.38)
88107000	CAP Move-CWIP	UZ	2000000103	8/31/2012	(8.71)
88107000	CAP Move-CWIP	UZ	2000000103	8/31/2012	(246.94)
88107000	CAP Move-CWIP	UZ	2000000103	8/31/2012	(1,425.14)

## Kentucky American Water Company

Case No. 2012-00520

Response to PSC DR1, Item 31

Account	Description	Doc Type	Document Number	Posting Date	Amount
88107000	CAP Move-CWIP	UZ	2000000103	8/31/2012	(187.65)
88107000	CAP Move-CWIP	UZ	2000000103	8/31/2012	189.35
88107000	CAP Move-CWIP	UZ	2000000105	8/31/2012	783.26
88107000	CAP Move-CWIP	UZ	2000000117	8/31/2012	(203.85)
88107000	CAP Move-CWIP	UZ	2000000118	8/31/2012	189.35
88107000	CAP Move-CWIP	UZ	2000000118	8/31/2012	(189.35)
88107000	CAP Move-CWIP	UZ	2000000050	8/31/2012	2,827.23
88107000	CAP Move-CWIP	UZ	2000000062	8/31/2012	260.23
88107000	CAP Move-CWIP	UZ	2000000062	8/31/2012	116.92
88107000	CAP Move-CWIP	UN	2000000081	8/31/2012	(3,204.38)
88107000	CAP Move-CWIP	UZ	2000000103	8/31/2012	(20.18)
88107000	CAP Move-CWIP	UZ	2000000103	8/31/2012	(15.33)
88107000	CAP Move-CWIP	UZ	2000000103	8/31/2012	(0.71)
88107000	CAP Move-CWIP	UZ	2000000103	8/31/2012	15.48
88107000	CAP Move-CWIP	UZ	2000000117	8/31/2012	(81.80)
88107000	CAP Move-CWIP	UZ	2000000118	8/31/2012	15.48
88107000	CAP Move-CWIP	UZ	2000000118	8/31/2012	(15.48)
88107000	CAP Move-CWIP	UZ	2000000092	8/31/2012	(39.60)
88107000	CAP Move-CWIP	UZ	2000000093	8/31/2012	(51.61)
88107000	CAP Move-CWIP	UN	2000000113	8/31/2012	91.21
88107000	CAP Move-CWIP	UZ	2000000092	8/31/2012	15.13
88107000	CAP Move-CWIP	UZ	2000000092	8/31/2012	11.61
88107000	CAP Move-CWIP	UZ	2000000050	8/31/2012	833.80
88107000	CAP Move-CWIP	UZ	2000000062	8/31/2012	54.36
88107000	CAP Move-CWIP	UZ	2000000062	8/31/2012	24.42
88107000	CAP Move-CWIP	UZ	2000000093	8/31/2012	1.28
88107000	CAP Move-CWIP	UZ	2000000093	8/31/2012	1.67
88107000	CAP Move-CWIP	UZ	2000000062	8/31/2012	37.56
88107000	CAP Move-CWIP	UN	2000000081	8/31/2012	(37.56)
88107000	CAP Move-CWIP	UZ	2000000050	8/31/2012	556.50
88107000	CAP Move-CWIP	UZ	2000000062	8/31/2012	160.81
88107000	CAP Move-CWIP	UN	2000000081	8/31/2012	(717.31)
88107000	CAP Move-CWIP	UZ	2000000050	8/31/2012	222.60
88107000	CAP Move-CWIP	UZ	2000000062	8/31/2012	34.95
88107000	CAP Move-CWIP	UN	2000000081	8/31/2012	(257.55)
88107000	CAP Move-CWIP	UZ	2000000062	8/31/2012	86.56
88107000	CAP Move-CWIP	UN	2000000081	8/31/2012	(86.56)
88107000	CAP Move-CWIP	UZ	2000000105	8/31/2012	18,404.00
88107000	CAP Move-CWIP	UZ	2000000105	8/31/2012	10,600.00
88107000	CAP Move-CWIP	UZ	2000000050	8/31/2012	24,183.90
88107000	CAP Move-CWIP	UZ	2000000062	8/31/2012	2,461.34
88107000	CAP Move-CWIP	UN	2000000081	8/31/2012	(26,645.24)
88107000	CAP Move-CWIP	UZ	2000000103	8/31/2012	(77.82)
88107000	CAP Move-CWIP	UZ	2000000103	8/31/2012	(3.61)
88107000	CAP Move-CWIP	UZ	2000000103	8/31/2012	(1,368.90)
88107000	CAP Move-CWIP	UZ	2000000103	8/31/2012	78.51
88107000	CAP Move-CWIP	UZ	2000000103	8/31/2012	(102.40)
88107000	CAP Move-CWIP	UZ	2000000117	8/31/2012	(38.37)
88107000	CAP Move-CWIP	UZ	2000000118	8/31/2012	78.51
88107000	CAP Move-CWIP	UZ	2000000118	8/31/2012	(78.51)
88107000	CAP Move-CWIP	UZ	2000000050	8/31/2012	604.20
88107000	CAP Move-CWIP	UZ	2000000062	8/31/2012	168.87
88107000	CAP Move-CWIP	UN	2000000081	8/31/2012	(773.07)



## Kentucky American Water Company

Case No. 2012-00520

Response to PSC DR1, Item 31

Account	Description	Doc Type	Document Number	Posting Date	Amount
88107000	CAP Move-CWIP	UZ	2000000050	8/31/2012	409.27
88107000	CAP Move-CWIP	UZ	2000000062	8/31/2012	26.68
88107000	CAP Move-CWIP	UZ	2000000062	8/31/2012	3.99
88107000	CAP Move-CWIP	UN	2000000081	8/31/2012	(439.94)
88107000	CAP Move-CWIP	UZ	2000000050	8/31/2012	1,691.31
88107000	CAP Move-CWIP	UZ	2000000050	8/31/2012	3,389.08
88107000	CAP Move-CWIP	UZ	2000000062	8/31/2012	711.00
88107000	CAP Move-CWIP	UZ	2000000062	8/31/2012	106.24
88107000	CAP Move-CWIP	UN	2000000081	8/31/2012	(5,897.63)
88107000	CAP Move-CWIP	UZ	2000000103	8/31/2012	(76.91)
88107000	CAP Move-CWIP	UZ	2000000103	8/31/2012	(3.57)
88107000	CAP Move-CWIP	UZ	2000000103	8/31/2012	(152.04)
88107000	CAP Move-CWIP	UZ	2000000103	8/31/2012	(101.21)
88107000	CAP Move-CWIP	UZ	2000000103	8/31/2012	77.60
88107000	CAP Move-CWIP	UZ	2000000105	8/31/2012	551.37
88107000	CAP Move-CWIP	UZ	2000000107	8/31/2012	73,950.00
88107000	CAP Move-CWIP	UZ	2000000117	8/31/2012	(136.98)
88107000	CAP Move-CWIP	UZ	2000000118	8/31/2012	77.60
88107000	CAP Move-CWIP	UZ	2000000118	8/31/2012	(77.60)
88107000	CAP Move-CWIP	UZ	2000000050	8/31/2012	622.48
88107000	CAP Move-CWIP	UZ	2000000062	8/31/2012	50.76
88107000	CAP Move-CWIP	UZ	2000000062	8/31/2012	7.59
88107000	CAP Move-CWIP	UN	2000000081	8/31/2012	(680.83)
88107000	CAP Move-CWIP	UZ	2000000107	8/31/2012	4,350.00
88107000	CAP Move-CWIP	UZ	2000000062	8/31/2012	216.35
88107000	CAP Move-CWIP	UZ	2000000062	8/31/2012	32.33
88107000	CAP Move-CWIP	UN	2000000081	8/31/2012	(248.68)
88107000	CAP Move-CWIP	UP	2000000085	8/31/2012	3,124.30
88107000	CAP Move-CWIP	UP	2000000085	8/31/2012	(3,124.30)
88107000	CAP Move-CWIP	UZ	2000000103	8/31/2012	(93.34)
88107000	CAP Move-CWIP	UZ	2000000103	8/31/2012	(70.93)
88107000	CAP Move-CWIP	UZ	2000000103	8/31/2012	71.57
88107000	CAP Move-CWIP	UZ	2000000103	8/31/2012	(3.29)
88107000	CAP Move-CWIP	UZ	2000000118	8/31/2012	71.57
88107000	CAP Move-CWIP	UZ	2000000118	8/31/2012	(71.57)
88107000	CAP Move-CWIP	UZ	2000000107	8/31/2012	43,500.00
88107000	CAP Move-CWIP	UZ	2000000107	8/31/2012	53,940.00
88107000	CAP Move-CWIP	UZ	2000000050	8/31/2012	74,398.50
88107000	CAP Move-CWIP	UZ	2000000062	8/31/2012	5,672.53
88107000	CAP Move-CWIP	UZ	2000000062	8/31/2012	847.62
88107000	CAP Move-CWIP	UN	2000000081	8/31/2012	(80,918.65)
88107000	CAP Move-CWIP	UZ	2000000103	8/31/2012	(2,118.90)
88107000	CAP Move-CWIP	UZ	2000000103	8/31/2012	(300.08)
88107000	CAP Move-CWIP	UZ	2000000103	8/31/2012	(394.88)
88107000	CAP Move-CWIP	UZ	2000000103	8/31/2012	302.78
88107000	CAP Move-CWIP	UZ	2000000103	8/31/2012	(13.92)
88107000	CAP Move-CWIP	UZ	2000000105	8/31/2012	71,046.29
88107000	CAP Move-CWIP	UZ	2000000117	8/31/2012	(440.02)
88107000	CAP Move-CWIP	UZ	2000000118	8/31/2012	(302.78)
88107000	CAP Move-CWIP	UZ	2000000118	8/31/2012	302.78
88107000	CAP Move-CWIP	UZ	2000000062	8/31/2012	54.55
88107000	CAP Move-CWIP	UZ	2000000062	8/31/2012	365.06
88107000	CAP Move-CWIP	UN	2000000081	8/31/2012	(419.61)

## Kentucky American Water Company

Case No. 2012-00520

Response to PSC DR1, Item 31

Account	Description	Doc Type	Document Number	Posting Date	Amount
88107000	CAP Move-CWIP	UZ	2000000062	8/31/2012	26.84
88107000	CAP Move-CWIP	UZ	2000000062	8/31/2012	179.61
88107000	CAP Move-CWIP	UN	2000000081	8/31/2012	(206.45)
88107000	CAP Move-CWIP	UP	2000000085	8/31/2012	(2,929.95)
88107000	CAP Move-CWIP	UP	2000000085	8/31/2012	2,929.95
88107000	CAP Move-CWIP	UZ	2000000103	8/31/2012	(61.17)
88107000	CAP Move-CWIP	UZ	2000000103	8/31/2012	46.90
88107000	CAP Move-CWIP	UZ	2000000103	8/31/2012	(46.48)
88107000	CAP Move-CWIP	UZ	2000000103	8/31/2012	(2.16)
88107000	CAP Move-CWIP	UZ	2000000117	8/31/2012	(31.09)
88107000	CAP Move-CWIP	UZ	2000000118	8/31/2012	(46.90)
88107000	CAP Move-CWIP	UZ	2000000118	8/31/2012	46.90
88107000	CAP Move-CWIP	UZ	2000000062	8/31/2012	49.21
88107000	CAP Move-CWIP	UZ	2000000062	8/31/2012	7.36
88107000	CAP Move-CWIP	UN	2000000081	8/31/2012	(56.57)
88107000	CAP Move-CWIP	UZ	2000000103	8/31/2012	(22.86)
88107000	CAP Move-CWIP	UZ	2000000103	8/31/2012	17.53
88107000	CAP Move-CWIP	UZ	2000000103	8/31/2012	(17.37)
88107000	CAP Move-CWIP	UZ	2000000103	8/31/2012	(0.81)
88107000	CAP Move-CWIP	UZ	2000000118	8/31/2012	(17.53)
88107000	CAP Move-CWIP	UZ	2000000118	8/31/2012	17.53
88107000	CAP Move-CWIP	UZ	2000000093	8/31/2012	(1.32)
88107000	CAP Move-CWIP	UZ	2000000093	8/31/2012	(1.01)
88107000	CAP Move-CWIP	UP	2000000114	8/31/2012	2.33
88107000	CAP Move-CWIP	UZ	2000000092	8/31/2012	0.38
88107000	CAP Move-CWIP	UZ	2000000093	8/31/2012	0.30
88107000	CAP Move-CWIP	UP	2000000099	8/31/2012	13,823.35
88107000	CAP Move-CWIP	UP	2000000099	8/31/2012	(13,823.35)
88107000	CAP Move-CWIP	UZ	2000000052	8/31/2012	81,000.00
88107000	CAP Move-CWIP	UZ	2000000062	8/31/2012	250.82
88107000	CAP Move-CWIP	UZ	2000000062	8/31/2012	5,281.20
88107000	CAP Move-CWIP	UZ	2000000103	8/31/2012	(118.93)
88107000	CAP Move-CWIP	UZ	2000000103	8/31/2012	(90.38)
88107000	CAP Move-CWIP	UZ	2000000103	8/31/2012	(4.19)
88107000	CAP Move-CWIP	UZ	2000000103	8/31/2012	91.18
88107000	CAP Move-CWIP	UZ	2000000117	8/31/2012	(75.24)
88107000	CAP Move-CWIP	UZ	2000000118	8/31/2012	91.18
88107000	CAP Move-CWIP	UZ	2000000118	8/31/2012	(91.18)
88107000	CAP Move-CWIP	UN	2000000122	8/31/2012	(90,181.44)
88107000	CAP Move-CWIP	UZ	2000000050	8/31/2012	12,250.00
88107000	CAP Move-CWIP	UN	2000000056	8/31/2012	(12,250.00)
88107000	CAP Move-CWIP	UZ	2000000062	8/31/2012	798.70
88107000	CAP Move-CWIP	UN	2000000071	8/31/2012	(798.70)
88107000	CAP Move-CWIP	UZ	2000000062	8/31/2012	150.07
88107000	CAP Move-CWIP	UZ	2000000062	8/31/2012	98.05
88107000	CAP Move-CWIP	UZ	2000000092	8/31/2012	553.98
88107000	CAP Move-CWIP	UZ	2000000093	8/31/2012	722.15
88107000	CAP Move-CWIP	UZ	2000000103	8/31/2012	(34.96)
88107000	CAP Move-CWIP	UZ	2000000103	8/31/2012	(1.62)
88107000	CAP Move-CWIP	UZ	2000000103	8/31/2012	(46.01)
88107000	CAP Move-CWIP	UZ	2000000103	8/31/2012	35.28
88107000	CAP Move-CWIP	UZ	2000000117	8/31/2012	(81.26)
88107000	CAP Move-CWIP	UZ	2000000118	8/31/2012	(35.28)

## Kentucky American Water Company

Case No. 2012-00520

Response to PSC DR1, Item 31

Account	Description	Doc Type	Document Number	Posting Date	Amount
88107000	CAP Move-CWIP	UZ	2000000118	8/31/2012	35.28
88107000	CAP Move-CWIP	UZ	2000000092	8/31/2012	33.22
88107000	CAP Move-CWIP	UZ	2000000093	8/31/2012	43.31
88107000	CAP Move-CWIP	UZ	2000000052	8/31/2012	60,000.00
88107000	CAP Move-CWIP	UZ	2000000062	8/31/2012	3,912.00
88107000	CAP Move-CWIP	UZ	2000000062	8/31/2012	120.20
88107000	CAP Move-CWIP	UZ	2000000093	8/31/2012	264.84
88107000	CAP Move-CWIP	UZ	2000000093	8/31/2012	203.16
88107000	CAP Move-CWIP	UZ	2000000103	8/31/2012	(58.63)
88107000	CAP Move-CWIP	UZ	2000000103	8/31/2012	(44.55)
88107000	CAP Move-CWIP	UZ	2000000103	8/31/2012	(2.07)
88107000	CAP Move-CWIP	UZ	2000000103	8/31/2012	44.95
88107000	CAP Move-CWIP	UZ	2000000117	8/31/2012	(21.30)
88107000	CAP Move-CWIP	UZ	2000000118	8/31/2012	44.95
88107000	CAP Move-CWIP	UZ	2000000118	8/31/2012	(44.95)
88107000	CAP Move-CWIP	UZ	2000000062	8/31/2012	35.40
88107000	CAP Move-CWIP	UZ	2000000093	8/31/2012	1.08
88107000	CAP Move-CWIP	UZ	2000000093	8/31/2012	1.41
88107000	CAP Move-CWIP	UZ	2000000103	8/31/2012	(12.56)
88107000	CAP Move-CWIP	UZ	2000000103	8/31/2012	(0.58)
88107000	CAP Move-CWIP	UZ	2000000103	8/31/2012	(16.53)
88107000	CAP Move-CWIP	UZ	2000000103	8/31/2012	12.67
88107000	CAP Move-CWIP	UZ	2000000118	8/31/2012	(12.67)
88107000	CAP Move-CWIP	UZ	2000000118	8/31/2012	12.67
88107000	CAP Move-CWIP	UZ	2000000062	8/31/2012	94.49
88107000	CAP Move-CWIP	UZ	2000000105	8/31/2012	20,000.00
88107000	CAP Move-CWIP	UN	2000000123	8/31/2012	(1,544.20)
88107000	CAP Move-CWIP	UZ	2000000062	8/31/2012	103.50
88107000	CAP Move-CWIP	UZ	2000000105	8/31/2012	20,000.00
88107000	CAP Move-CWIP	UN	2000000123	8/31/2012	(1,691.07)
88107000	CAP Move-CWIP	UZ	2000000060	8/31/2012	(11,150.00)
88107000	CAP Move-CWIP	UZ	2000000060	8/31/2012	5,575.00
88107000	CAP Move-CWIP	UZ	2000000062	8/31/2012	(363.49)
88107000	CAP Move-CWIP	UN	2000000071	8/31/2012	5,938.49
88107000	CAP Move-CWIP	UZ	2000000062	8/31/2012	(352.08)
88107000	CAP Move-CWIP	UP	2000000114	8/31/2012	(29,231.05)
88107000	CAP Move-CWIP	UP	2000000114	8/31/2012	29,231.05
88107000	CAP Move-CWIP	UP	2000000114	8/31/2012	27,936.38
88107000	CAP Move-CWIP	UP	2000000114	8/31/2012	(27,936.38)
88107000	CAP Move-CWIP	UZ	2000000105	8/31/2012	30,000.00
88107000	CAP Move-CWIP	UN	2000000113	8/31/2012	(30,000.00)
88107000	CAP Move-CWIP	UP	2000000099	8/31/2012	(11,326.07)
88107000	CAP Move-CWIP	UP	2000000099	8/31/2012	11,326.07
88107000	CAP Move-CWIP	UP	2000000099	8/31/2012	(7,446.50)
88107000	CAP Move-CWIP	UP	2000000099	8/31/2012	7,446.50
88107000	CAP Move-CWIP	UP	2000000114	8/31/2012	(7,892.45)
88107000	CAP Move-CWIP	UP	2000000114	8/31/2012	7,892.45
88107000	CAP Move-CWIP	UN	2000000113	8/31/2012	(8,976.44)
88107000	CAP Move-CWIP	UZ	2000000050	8/31/2012	39,637.00
88107000	CAP Move-CWIP	UZ	2000000062	8/31/2012	2,584.33
88107000	CAP Move-CWIP	UZ	2000000092	8/31/2012	59.64
88107000	CAP Move-CWIP	UZ	2000000093	8/31/2012	77.75
88107000	CAP Move-CWIP	UZ	2000000050	8/31/2012	21,624.00

## Kentucky American Water Company

Case No. 2012-00520

Response to PSC DR1, Item 31

Account	Description	Doc Type	Document Number	Posting Date	Amount
88107000	CAP Move-CWIP	UZ	2000000062	8/31/2012	1,409.88
88107000	CAP Move-CWIP	UZ	2000000092	8/31/2012	32.25
88107000	CAP Move-CWIP	UZ	2000000093	8/31/2012	42.04
88107000	CAP Move-CWIP	UZ	2000000107	8/31/2012	20,000.00
88107000	CAP Move-CWIP	UN	2000000113	8/31/2012	(20,000.00)
88107000	CAP Move-CWIP	UZ	2000000093	8/31/2012	3.96
88107000	CAP Move-CWIP	UZ	2000000093	8/31/2012	5.16
88107000	CAP Move-CWIP	UZ	2000000062	8/31/2012	254.54
88107000	CAP Move-CWIP	UN	2000000071	8/31/2012	(254.54)
88107000	CAP Move-CWIP	UZ	2000000062	8/31/2012	658.80
88107000	CAP Move-CWIP	UN	2000000071	8/31/2012	(658.80)
88107000	CAP Move-CWIP	UZ	2000000092	8/31/2012	1,037.29
88107000	CAP Move-CWIP	UZ	2000000093	8/31/2012	795.73
88107000	CAP Move-CWIP	UZ	2000000107	8/31/2012	100,000.00
88107000	CAP Move-CWIP	UZ	2000000092	8/31/2012	11.55
88107000	CAP Move-CWIP	UZ	2000000092	8/31/2012	8.86
88107000	CAP Move-CWIP	UZ	2000000092	8/31/2012	152.98
88107000	CAP Move-CWIP	UZ	2000000092	8/31/2012	199.42
88107000	CAP Move-CWIP	UZ	2000000107	8/31/2012	9,405.07
88107000	CAP Move-CWIP	UZ	2000000092	8/31/2012	7.28
88107000	CAP Move-CWIP	UZ	2000000093	8/31/2012	9.49
88107000	CAP Move-CWIP	UZ	2000000107	8/31/2012	9,388.47
88107000	CAP Move-CWIP	UZ	2000000107	8/31/2012	9,500.07
88107000	CAP Move-CWIP	UZ	2000000062	8/31/2012	14.73
88107000	CAP Move-CWIP	UZ	2000000062	8/31/2012	4.16
88107000	CAP Move-CWIP	UZ	2000000103	8/31/2012	(0.24)
88107000	CAP Move-CWIP	UZ	2000000103	8/31/2012	5.26
88107000	CAP Move-CWIP	UZ	2000000103	8/31/2012	(5.22)
88107000	CAP Move-CWIP	UZ	2000000103	8/31/2012	(6.87)
88107000	CAP Move-CWIP	UZ	2000000117	8/31/2012	(26.91)
88107000	CAP Move-CWIP	UZ	2000000118	8/31/2012	5.26
88107000	CAP Move-CWIP	UZ	2000000118	8/31/2012	(5.26)
88107000	CAP Move-CWIP	UZ	2000000050	8/31/2012	101.39
88107000	CAP Move-CWIP	UZ	2000000050	8/31/2012	23.70
88107000	CAP Move-CWIP	UZ	2000000062	8/31/2012	227.48
88107000	CAP Move-CWIP	UN	2000000081	8/31/2012	(352.57)
88107000	CAP Move-CWIP	UZ	2000000103	8/31/2012	(50.38)
88107000	CAP Move-CWIP	UZ	2000000103	8/31/2012	50.83
88107000	CAP Move-CWIP	UZ	2000000103	8/31/2012	(66.29)
88107000	CAP Move-CWIP	UZ	2000000103	8/31/2012	(2.34)
88107000	CAP Move-CWIP	UZ	2000000117	8/31/2012	(133.41)
88107000	CAP Move-CWIP	UZ	2000000118	8/31/2012	50.83
88107000	CAP Move-CWIP	UZ	2000000118	8/31/2012	(50.83)
88107000	CAP Move-CWIP	UZ	2000000050	8/31/2012	13.91
88107000	CAP Move-CWIP	UZ	2000000050	8/31/2012	135.09
88107000	CAP Move-CWIP	UZ	2000000062	8/31/2012	155.04
88107000	CAP Move-CWIP	UN	2000000081	8/31/2012	(304.04)
88107000	CAP Move-CWIP	UZ	2000000103	8/31/2012	(5.02)
88107000	CAP Move-CWIP	UZ	2000000103	8/31/2012	(0.23)
88107000	CAP Move-CWIP	UZ	2000000103	8/31/2012	5.07
88107000	CAP Move-CWIP	UZ	2000000103	8/31/2012	(6.60)
88107000	CAP Move-CWIP	UZ	2000000117	8/31/2012	(8.62)
88107000	CAP Move-CWIP	UZ	2000000118	8/31/2012	5.07

## Kentucky American Water Company

Case No. 2012-00520

Response to PSC DR1, Item 31

Account	Description	Doc Type	Document Number	Posting Date	Amount
88107000	CAP Move-CWIP	UZ	2000000118	8/31/2012	(5.07)
88107000	CAP Move-CWIP	UZ	2000000062	8/31/2012	388.23
88107000	CAP Move-CWIP	UN	2000000071	8/31/2012	(388.23)
88107000	CAP Move-CWIP	UZ	2000000103	8/31/2012	(184.15)
88107000	CAP Move-CWIP	UZ	2000000103	8/31/2012	(6.49)
88107000	CAP Move-CWIP	UZ	2000000103	8/31/2012	(139.94)
88107000	CAP Move-CWIP	UZ	2000000103	8/31/2012	141.20
88107000	CAP Move-CWIP	UN	2000000113	8/31/2012	189.38
88107000	CAP Move-CWIP	UZ	2000000117	8/31/2012	(300.66)
88107000	CAP Move-CWIP	UZ	2000000118	8/31/2012	(141.20)
88107000	CAP Move-CWIP	UZ	2000000118	8/31/2012	141.20
88107000	CAP Move-CWIP	UN	2000000122	8/31/2012	300.66
88107000	CAP Move-CWIP	UZ	2000000062	8/31/2012	29.05
88107000	CAP Move-CWIP	UZ	2000000092	8/31/2012	0.87
88107000	CAP Move-CWIP	UZ	2000000092	8/31/2012	0.66
88107000	CAP Move-CWIP	UP	2000000114	8/31/2012	(33,913.22)
88107000	CAP Move-CWIP	UP	2000000114	8/31/2012	33,913.22
88107000	CAP Move-CWIP	UP	2000000114	8/31/2012	54,522.26
88107000	CAP Move-CWIP	UP	2000000114	8/31/2012	(54,522.26)
88107000	CAP Move-CWIP	UZ	2000000092	8/31/2012	74.80
88107000	CAP Move-CWIP	UZ	2000000093	8/31/2012	97.51
88107000	CAP Move-CWIP	UN	2000000058	8/31/2012	(530,601.03)
88107000	CAP Move-CWIP	UZ	2000000069	8/31/2012	550.23
88107000	CAP Move-CWIP	UZ	2000000069	8/31/2012	42.81
88107000	CAP Move-CWIP	UZ	2000000070	8/31/2012	18.04
88107000	CAP Move-CWIP	UZ	2000000070	8/31/2012	6.78
88107000	CAP Move-CWIP	UZ	2000000070	8/31/2012	355.67
88107000	CAP Move-CWIP	UZ	2000000070	8/31/2012	18,714.47
88107000	CAP Move-CWIP	UZ	2000000077	8/31/2012	61.89
88107000	CAP Move-CWIP	UZ	2000000077	8/31/2012	12.02
88107000	CAP Move-CWIP	UZ	2000000077	8/31/2012	27.80
88107000	CAP Move-CWIP	UZ	2000000078	8/31/2012	3.20
88107000	CAP Move-CWIP	UZ	2000000078	8/31/2012	18.91
88107000	CAP Move-CWIP	UZ	2000000078	8/31/2012	3.57
88107000	CAP Move-CWIP	UZ	2000000080	8/31/2012	28.68
88107000	CAP Move-CWIP	UZ	2000000080	8/31/2012	0.73
88107000	CAP Move-CWIP	UZ	2000000080	8/31/2012	3.63
88107000	CAP Move-CWIP	UZ	2000000080	8/31/2012	11.50
88107000	CAP Move-CWIP	UZ	2000000080	8/31/2012	2.77
88107000	CAP Move-CWIP	UZ	2000000092	8/31/2012	756.75
88107000	CAP Move-CWIP	UZ	2000000093	8/31/2012	986.47
88107000	CAP Move-CWIP	UN	2000000113	8/31/2012	(21,605.92)
88107000	CAP Move-CWIP	UN	2000000058	8/31/2012	(521,014.90)
88107000	CAP Move-CWIP	UZ	2000000069	8/31/2012	11.56
88107000	CAP Move-CWIP	UZ	2000000069	8/31/2012	2.91
88107000	CAP Move-CWIP	UZ	2000000069	8/31/2012	4.52
88107000	CAP Move-CWIP	UZ	2000000069	8/31/2012	2.13
88107000	CAP Move-CWIP	UZ	2000000069	8/31/2012	98.40
88107000	CAP Move-CWIP	UZ	2000000070	8/31/2012	118.17
88107000	CAP Move-CWIP	UZ	2000000070	8/31/2012	16,283.82
88107000	CAP Move-CWIP	UZ	2000000077	8/31/2012	1.19
88107000	CAP Move-CWIP	UZ	2000000077	8/31/2012	1.21
88107000	CAP Move-CWIP	UZ	2000000077	8/31/2012	0.92

## Kentucky American Water Company

Case No. 2012-00520

Response to PSC DR1, Item 31

Account	Description	Doc Type	Document Number	Posting Date	Amount
88107000	CAP Move-CWIP	UZ	2000000077	8/31/2012	1.06
88107000	CAP Move-CWIP	UZ	2000000078	8/31/2012	9.26
88107000	CAP Move-CWIP	UZ	2000000078	8/31/2012	9.56
88107000	CAP Move-CWIP	UZ	2000000078	8/31/2012	6.30
88107000	CAP Move-CWIP	UZ	2000000078	8/31/2012	20.62
88107000	CAP Move-CWIP	UZ	2000000078	8/31/2012	4.01
88107000	CAP Move-CWIP	UZ	2000000078	8/31/2012	0.25
88107000	CAP Move-CWIP	UZ	2000000080	8/31/2012	3.83
88107000	CAP Move-CWIP	UZ	2000000093	8/31/2012	965.98
88107000	CAP Move-CWIP	UZ	2000000093	8/31/2012	741.03
88107000	CAP Move-CWIP	UN	2000000113	8/31/2012	(18,286.73)
88107000	CAP Move-CWIP	UZ	2000000069	8/31/2012	4.49
88107000	CAP Move-CWIP	UZ	2000000069	8/31/2012	4.43
88107000	CAP Move-CWIP	UZ	2000000069	8/31/2012	58.50
88107000	CAP Move-CWIP	UZ	2000000092	8/31/2012	1.79
88107000	CAP Move-CWIP	UZ	2000000092	8/31/2012	2.33
88107000	CAP Move-CWIP	UN	2000000113	8/31/2012	(71.54)
88107000	CAP Move-CWIP	UZ	2000000069	8/31/2012	4.43
88107000	CAP Move-CWIP	UZ	2000000070	8/31/2012	217.44
88107000	CAP Move-CWIP	UZ	2000000070	8/31/2012	4.47
88107000	CAP Move-CWIP	UZ	2000000093	8/31/2012	5.22
88107000	CAP Move-CWIP	UZ	2000000093	8/31/2012	6.81
88107000	CAP Move-CWIP	UN	2000000113	8/31/2012	(238.37)
88107000	CAP Move-CWIP	UZ	2000000069	8/31/2012	2.31
88107000	CAP Move-CWIP	UZ	2000000093	8/31/2012	7.69
88107000	CAP Move-CWIP	UZ	2000000093	8/31/2012	10.02
88107000	CAP Move-CWIP	UN	2000000113	8/31/2012	(20.02)
88107000	CAP Move-CWIP	UZ	2000000093	8/31/2012	39.07
88107000	CAP Move-CWIP	UZ	2000000093	8/31/2012	29.97
88107000	CAP Move-CWIP	UN	2000000113	8/31/2012	(69.04)
88107000	CAP Move-CWIP	UZ	2000000092	8/31/2012	39.07
88107000	CAP Move-CWIP	UZ	2000000093	8/31/2012	29.98
88107000	CAP Move-CWIP	UN	2000000113	8/31/2012	(69.05)
88107000	CAP Move-CWIP	UZ	2000000093	8/31/2012	29.97
88107000	CAP Move-CWIP	UZ	2000000093	8/31/2012	39.07
88107000	CAP Move-CWIP	UN	2000000113	8/31/2012	(69.04)
88107000	CAP Move-CWIP	UZ	2000000092	8/31/2012	11.12
88107000	CAP Move-CWIP	UZ	2000000093	8/31/2012	8.53
88107000	CAP Move-CWIP	UN	2000000113	8/31/2012	(19.65)
88107000	CAP Move-CWIP	UZ	2000000093	8/31/2012	11.12
88107000	CAP Move-CWIP	UZ	2000000093	8/31/2012	8.53
88107000	CAP Move-CWIP	UN	2000000113	8/31/2012	(19.65)
88107000	CAP Move-CWIP	UZ	2000000092	8/31/2012	11.12
88107000	CAP Move-CWIP	UZ	2000000093	8/31/2012	8.53
88107000	CAP Move-CWIP	UN	2000000113	8/31/2012	(19.65)
88107000	CAP Move-CWIP	UZ	2000000069	8/31/2012	55.53
88107000	CAP Move-CWIP	UZ	2000000069	8/31/2012	2,077.30
88107000	CAP Move-CWIP	UZ	2000000070	8/31/2012	232.06
88107000	CAP Move-CWIP	UZ	2000000070	8/31/2012	10.61
88107000	CAP Move-CWIP	UZ	2000000070	8/31/2012	23.93
88107000	CAP Move-CWIP	UZ	2000000070	8/31/2012	97.93
88107000	CAP Move-CWIP	UZ	2000000070	8/31/2012	314.38
88107000	CAP Move-CWIP	UZ	2000000077	8/31/2012	2.38

## Kentucky American Water Company

Case No. 2012-00520

Response to PSC DR1, Item 31

Account	Description	Doc Type	Document Number	Posting Date	Amount
88107000	CAP Move-CWIP	UZ	2000000077	8/31/2012	2.15
88107000	CAP Move-CWIP	UZ	2000000077	8/31/2012	2.44
88107000	CAP Move-CWIP	UZ	2000000078	8/31/2012	8.02
88107000	CAP Move-CWIP	UZ	2000000078	8/31/2012	1.84
88107000	CAP Move-CWIP	UZ	2000000078	8/31/2012	18.55
88107000	CAP Move-CWIP	UZ	2000000078	8/31/2012	0.49
88107000	CAP Move-CWIP	UZ	2000000080	8/31/2012	19.11
88107000	CAP Move-CWIP	UZ	2000000080	8/31/2012	41.26
88107000	CAP Move-CWIP	UZ	2000000080	8/31/2012	12.61
88107000	CAP Move-CWIP	UZ	2000000080	8/31/2012	7.67
88107000	CAP Move-CWIP	UZ	2000000092	8/31/2012	82.03
88107000	CAP Move-CWIP	UZ	2000000092	8/31/2012	62.93
88107000	CAP Move-CWIP	UN	2000000113	8/31/2012	(3,073.22)
88107000	CAP Move-CWIP	UN	2000000058	8/31/2012	(500,681.02)
88107000	CAP Move-CWIP	UZ	2000000069	8/31/2012	2.49
88107000	CAP Move-CWIP	UZ	2000000069	8/31/2012	18.13
88107000	CAP Move-CWIP	UZ	2000000069	8/31/2012	19,164.06
88107000	CAP Move-CWIP	UZ	2000000070	8/31/2012	106.39
88107000	CAP Move-CWIP	UZ	2000000070	8/31/2012	10.70
88107000	CAP Move-CWIP	UZ	2000000070	8/31/2012	165.94
88107000	CAP Move-CWIP	UZ	2000000077	8/31/2012	3.83
88107000	CAP Move-CWIP	UZ	2000000077	8/31/2012	9.56
88107000	CAP Move-CWIP	UZ	2000000077	8/31/2012	1.21
88107000	CAP Move-CWIP	UZ	2000000077	8/31/2012	1.06
88107000	CAP Move-CWIP	UZ	2000000078	8/31/2012	6.30
88107000	CAP Move-CWIP	UZ	2000000078	8/31/2012	9.26
88107000	CAP Move-CWIP	UZ	2000000078	8/31/2012	20.62
88107000	CAP Move-CWIP	UZ	2000000078	8/31/2012	1.19
88107000	CAP Move-CWIP	UZ	2000000078	8/31/2012	0.92
88107000	CAP Move-CWIP	UZ	2000000080	8/31/2012	0.25
88107000	CAP Move-CWIP	UZ	2000000080	8/31/2012	4.01
88107000	CAP Move-CWIP	UZ	2000000092	8/31/2012	714.62
88107000	CAP Move-CWIP	UZ	2000000093	8/31/2012	931.56
88107000	CAP Move-CWIP	UN	2000000113	8/31/2012	(21,172.10)
88107000	CAP Move-CWIP	UZ	2000000069	8/31/2012	702.24
88107000	CAP Move-CWIP	UZ	2000000069	8/31/2012	0.20
88107000	CAP Move-CWIP	UZ	2000000069	8/31/2012	24.35
88107000	CAP Move-CWIP	UZ	2000000070	8/31/2012	14.53
88107000	CAP Move-CWIP	UZ	2000000070	8/31/2012	218.23
88107000	CAP Move-CWIP	UZ	2000000070	8/31/2012	14.87
88107000	CAP Move-CWIP	UZ	2000000077	8/31/2012	1.84
88107000	CAP Move-CWIP	UZ	2000000078	8/31/2012	2.38
88107000	CAP Move-CWIP	UZ	2000000078	8/31/2012	2.44
88107000	CAP Move-CWIP	UZ	2000000078	8/31/2012	2.15
88107000	CAP Move-CWIP	UZ	2000000078	8/31/2012	0.49
88107000	CAP Move-CWIP	UZ	2000000080	8/31/2012	41.26
88107000	CAP Move-CWIP	UZ	2000000080	8/31/2012	18.55
88107000	CAP Move-CWIP	UZ	2000000080	8/31/2012	7.67
88107000	CAP Move-CWIP	UZ	2000000080	8/31/2012	19.11
88107000	CAP Move-CWIP	UZ	2000000080	8/31/2012	8.02
88107000	CAP Move-CWIP	UZ	2000000080	8/31/2012	12.61
88107000	CAP Move-CWIP	UZ	2000000092	8/31/2012	33.50
88107000	CAP Move-CWIP	UZ	2000000093	8/31/2012	25.70

## Kentucky American Water Company

Case No. 2012-00520

Response to PSC DR1, Item 31

Account	Description	Doc Type	Document Number	Posting Date	Amount
88107000	CAP Move-CWIP	UN	2000000113	8/31/2012	(1,150.14)
88107000	CAP Move-CWIP	UZ	2000000069	8/31/2012	186.86
88107000	CAP Move-CWIP	UZ	2000000069	8/31/2012	9.65
88107000	CAP Move-CWIP	UZ	2000000069	8/31/2012	336.41
88107000	CAP Move-CWIP	UZ	2000000069	8/31/2012	11.86
88107000	CAP Move-CWIP	UZ	2000000069	8/31/2012	91.99
88107000	CAP Move-CWIP	UZ	2000000070	8/31/2012	20.55
88107000	CAP Move-CWIP	UZ	2000000070	8/31/2012	702.24
88107000	CAP Move-CWIP	UZ	2000000077	8/31/2012	1.19
88107000	CAP Move-CWIP	UZ	2000000077	8/31/2012	0.92
88107000	CAP Move-CWIP	UZ	2000000077	8/31/2012	20.62
88107000	CAP Move-CWIP	UZ	2000000078	8/31/2012	1.21
88107000	CAP Move-CWIP	UZ	2000000078	8/31/2012	9.56
88107000	CAP Move-CWIP	UZ	2000000078	8/31/2012	4.01
88107000	CAP Move-CWIP	UZ	2000000078	8/31/2012	0.25
88107000	CAP Move-CWIP	UZ	2000000078	8/31/2012	6.30
88107000	CAP Move-CWIP	UZ	2000000078	8/31/2012	3.83
88107000	CAP Move-CWIP	UZ	2000000080	8/31/2012	1.06
88107000	CAP Move-CWIP	UZ	2000000080	8/31/2012	9.26
88107000	CAP Move-CWIP	UZ	2000000092	8/31/2012	26.25
88107000	CAP Move-CWIP	UZ	2000000093	8/31/2012	34.21
88107000	CAP Move-CWIP	UN	2000000113	8/31/2012	(1,478.23)
88107000	CAP Move-CWIP	UZ	2000000069	8/31/2012	0.20
88107000	CAP Move-CWIP	UZ	2000000069	8/31/2012	50.23
88107000	CAP Move-CWIP	UZ	2000000069	8/31/2012	18.19
88107000	CAP Move-CWIP	UZ	2000000069	8/31/2012	338.30
88107000	CAP Move-CWIP	UZ	2000000070	8/31/2012	24.27
88107000	CAP Move-CWIP	UZ	2000000070	8/31/2012	702.24
88107000	CAP Move-CWIP	UZ	2000000077	8/31/2012	28.68
88107000	CAP Move-CWIP	UZ	2000000077	8/31/2012	12.02
88107000	CAP Move-CWIP	UZ	2000000078	8/31/2012	0.73
88107000	CAP Move-CWIP	UZ	2000000078	8/31/2012	3.20
88107000	CAP Move-CWIP	UZ	2000000078	8/31/2012	2.77
88107000	CAP Move-CWIP	UZ	2000000078	8/31/2012	27.80
88107000	CAP Move-CWIP	UZ	2000000078	8/31/2012	61.89
88107000	CAP Move-CWIP	UZ	2000000078	8/31/2012	3.63
88107000	CAP Move-CWIP	UZ	2000000080	8/31/2012	3.57
88107000	CAP Move-CWIP	UZ	2000000080	8/31/2012	18.91
88107000	CAP Move-CWIP	UZ	2000000080	8/31/2012	11.50
88107000	CAP Move-CWIP	UZ	2000000093	8/31/2012	22.67
88107000	CAP Move-CWIP	UZ	2000000093	8/31/2012	29.55
88107000	CAP Move-CWIP	UN	2000000113	8/31/2012	(1,360.35)
88107000	CAP Move-CWIP	UZ	2000000069	8/31/2012	16.75
88107000	CAP Move-CWIP	UZ	2000000070	8/31/2012	26.01
88107000	CAP Move-CWIP	UZ	2000000070	8/31/2012	232.06
88107000	CAP Move-CWIP	UZ	2000000070	8/31/2012	28.63
88107000	CAP Move-CWIP	UZ	2000000070	8/31/2012	358.53
88107000	CAP Move-CWIP	UZ	2000000070	8/31/2012	63.74
88107000	CAP Move-CWIP	UZ	2000000070	8/31/2012	310.68
88107000	CAP Move-CWIP	UZ	2000000077	8/31/2012	27.80
88107000	CAP Move-CWIP	UZ	2000000077	8/31/2012	3.63
88107000	CAP Move-CWIP	UZ	2000000077	8/31/2012	3.20
88107000	CAP Move-CWIP	UZ	2000000078	8/31/2012	0.73



## Kentucky American Water Company

Case No. 2012-00520

Response to PSC DR1, Item 31

Account	Description	Doc Type	Document Number	Posting Date	Amount
88107000	CAP Move-CWIP	UZ	2000000078	8/31/2012	61.89
88107000	CAP Move-CWIP	UZ	2000000078	8/31/2012	28.68
88107000	CAP Move-CWIP	UZ	2000000078	8/31/2012	2.77
88107000	CAP Move-CWIP	UZ	2000000078	8/31/2012	18.91
88107000	CAP Move-CWIP	UZ	2000000078	8/31/2012	11.50
88107000	CAP Move-CWIP	UZ	2000000078	8/31/2012	3.57
88107000	CAP Move-CWIP	UZ	2000000080	8/31/2012	12.02
88107000	CAP Move-CWIP	UZ	2000000092	8/31/2012	92.60
88107000	CAP Move-CWIP	UZ	2000000092	8/31/2012	71.03
88107000	CAP Move-CWIP	UN	2000000113	8/31/2012	(1,374.73)
88107000	CAP Move-CWIP	UZ	2000000069	8/31/2012	232.06
88107000	CAP Move-CWIP	UZ	2000000069	8/31/2012	28.63
88107000	CAP Move-CWIP	UZ	2000000070	8/31/2012	1,535.22
88107000	CAP Move-CWIP	UZ	2000000070	8/31/2012	411.65
88107000	CAP Move-CWIP	UZ	2000000070	8/31/2012	31.20
88107000	CAP Move-CWIP	UZ	2000000070	8/31/2012	30.86
88107000	CAP Move-CWIP	UZ	2000000070	8/31/2012	36.70
88107000	CAP Move-CWIP	UZ	2000000077	8/31/2012	0.73
88107000	CAP Move-CWIP	UZ	2000000078	8/31/2012	28.68
88107000	CAP Move-CWIP	UZ	2000000078	8/31/2012	2.77
88107000	CAP Move-CWIP	UZ	2000000078	8/31/2012	11.50
88107000	CAP Move-CWIP	UZ	2000000078	8/31/2012	61.89
88107000	CAP Move-CWIP	UZ	2000000078	8/31/2012	3.57
88107000	CAP Move-CWIP	UZ	2000000078	8/31/2012	12.02
88107000	CAP Move-CWIP	UZ	2000000080	8/31/2012	3.20
88107000	CAP Move-CWIP	UZ	2000000080	8/31/2012	3.63
88107000	CAP Move-CWIP	UZ	2000000080	8/31/2012	18.91
88107000	CAP Move-CWIP	UZ	2000000080	8/31/2012	27.80
88107000	CAP Move-CWIP	UZ	2000000093	8/31/2012	90.67
88107000	CAP Move-CWIP	UZ	2000000093	8/31/2012	69.55
88107000	CAP Move-CWIP	UN	2000000113	8/31/2012	(2,641.24)
88107000	CAP Move-CWIP	UZ	2000000069	8/31/2012	1,904.21
88107000	CAP Move-CWIP	UZ	2000000069	8/31/2012	87.03
88107000	CAP Move-CWIP	UZ	2000000069	8/31/2012	49.22
88107000	CAP Move-CWIP	UZ	2000000069	8/31/2012	61.65
88107000	CAP Move-CWIP	UZ	2000000070	8/31/2012	128.87
88107000	CAP Move-CWIP	UZ	2000000070	8/31/2012	1,100.96
88107000	CAP Move-CWIP	UZ	2000000077	8/31/2012	10.70
88107000	CAP Move-CWIP	UZ	2000000077	8/31/2012	8.30
88107000	CAP Move-CWIP	UZ	2000000078	8/31/2012	56.73
88107000	CAP Move-CWIP	UZ	2000000078	8/31/2012	185.66
88107000	CAP Move-CWIP	UZ	2000000078	8/31/2012	2.18
88107000	CAP Move-CWIP	UZ	2000000078	8/31/2012	10.93
88107000	CAP Move-CWIP	UZ	2000000078	8/31/2012	34.51
88107000	CAP Move-CWIP	UZ	2000000078	8/31/2012	9.59
88107000	CAP Move-CWIP	UZ	2000000078	8/31/2012	86.02
88107000	CAP Move-CWIP	UZ	2000000078	8/31/2012	83.47
88107000	CAP Move-CWIP	UZ	2000000080	8/31/2012	36.07
88107000	CAP Move-CWIP	UZ	2000000093	8/31/2012	112.74
88107000	CAP Move-CWIP	UZ	2000000093	8/31/2012	146.97
88107000	CAP Move-CWIP	UZ	2000000069	8/31/2012	117.78
88107000	CAP Move-CWIP	UZ	2000000069	8/31/2012	1,653.11
88107000	CAP Move-CWIP	UZ	2000000069	8/31/2012	212.93

## Kentucky American Water Company

Case No. 2012-00520

Response to PSC DR1, Item 31

Account	Description	Doc Type	Document Number	Posting Date	Amount
88107000	CAP Move-CWIP	UZ	2000000070	8/31/2012	42.40
88107000	CAP Move-CWIP	UZ	2000000070	8/31/2012	1,518.92
88107000	CAP Move-CWIP	UZ	2000000070	8/31/2012	111.38
88107000	CAP Move-CWIP	UZ	2000000077	8/31/2012	247.56
88107000	CAP Move-CWIP	UZ	2000000077	8/31/2012	75.64
88107000	CAP Move-CWIP	UZ	2000000078	8/31/2012	46.01
88107000	CAP Move-CWIP	UZ	2000000078	8/31/2012	111.32
88107000	CAP Move-CWIP	UZ	2000000078	8/31/2012	14.25
88107000	CAP Move-CWIP	UZ	2000000078	8/31/2012	114.69
88107000	CAP Move-CWIP	UZ	2000000078	8/31/2012	12.78
88107000	CAP Move-CWIP	UZ	2000000078	8/31/2012	11.07
88107000	CAP Move-CWIP	UZ	2000000078	8/31/2012	14.58
88107000	CAP Move-CWIP	UZ	2000000080	8/31/2012	2.91
88107000	CAP Move-CWIP	UZ	2000000080	8/31/2012	48.09
88107000	CAP Move-CWIP	UZ	2000000092	8/31/2012	158.19
88107000	CAP Move-CWIP	UZ	2000000092	8/31/2012	206.22
88107000	CAP Move-CWIP	UZ	2000000092	8/31/2012	103.04
88107000	CAP Move-CWIP	UZ	2000000093	8/31/2012	79.05
88107000	CAP Move-CWIP	UZ	2000000092	8/31/2012	131.45
88107000	CAP Move-CWIP	UZ	2000000093	8/31/2012	100.84
88107000	CAP Move-CWIP	UZ	2000000093	8/31/2012	17.02
88107000	CAP Move-CWIP	UZ	2000000093	8/31/2012	22.18
88107000	CAP Move-CWIP	UZ	2000000069	8/31/2012	34.03
88107000	CAP Move-CWIP	UZ	2000000069	8/31/2012	0.20
88107000	CAP Move-CWIP	UZ	2000000069	8/31/2012	16.40
88107000	CAP Move-CWIP	UZ	2000000070	8/31/2012	351.54
88107000	CAP Move-CWIP	UZ	2000000070	8/31/2012	702.24
88107000	CAP Move-CWIP	UZ	2000000070	8/31/2012	21.44
88107000	CAP Move-CWIP	UZ	2000000077	8/31/2012	12.02
88107000	CAP Move-CWIP	UZ	2000000077	8/31/2012	18.91
88107000	CAP Move-CWIP	UZ	2000000077	8/31/2012	27.80
88107000	CAP Move-CWIP	UZ	2000000077	8/31/2012	11.50
88107000	CAP Move-CWIP	UZ	2000000077	8/31/2012	3.63
88107000	CAP Move-CWIP	UZ	2000000078	8/31/2012	0.73
88107000	CAP Move-CWIP	UZ	2000000078	8/31/2012	3.57
88107000	CAP Move-CWIP	UZ	2000000078	8/31/2012	2.77
88107000	CAP Move-CWIP	UZ	2000000078	8/31/2012	28.68
88107000	CAP Move-CWIP	UZ	2000000078	8/31/2012	61.89
88107000	CAP Move-CWIP	UZ	2000000078	8/31/2012	3.20
88107000	CAP Move-CWIP	UZ	2000000093	8/31/2012	52.88
88107000	CAP Move-CWIP	UZ	2000000093	8/31/2012	68.94
88107000	CAP Move-CWIP	UZ	2000000092	8/31/2012	3.88
88107000	CAP Move-CWIP	UZ	2000000092	8/31/2012	5.06
88107000	CAP Move-CWIP	UZ	2000000093	8/31/2012	44.47
88107000	CAP Move-CWIP	UZ	2000000093	8/31/2012	34.11
88107000	CAP Move-CWIP	UZ	2000000069	8/31/2012	102.63
88107000	CAP Move-CWIP	UZ	2000000069	8/31/2012	6.44
88107000	CAP Move-CWIP	UZ	2000000069	8/31/2012	23.98
88107000	CAP Move-CWIP	UZ	2000000070	8/31/2012	8.34
88107000	CAP Move-CWIP	UZ	2000000070	8/31/2012	122.42
88107000	CAP Move-CWIP	UZ	2000000070	8/31/2012	99,691.72
88107000	CAP Move-CWIP	UZ	2000000077	8/31/2012	9.56
88107000	CAP Move-CWIP	UZ	2000000077	8/31/2012	1.19

## Kentucky American Water Company

Case No. 2012-00520

Response to PSC DR1, Item 31

Account	Description	Doc Type	Document Number	Posting Date	Amount
88107000	CAP Move-CWIP	UZ	2000000077	8/31/2012	6.30
88107000	CAP Move-CWIP	UZ	2000000077	8/31/2012	4.01
88107000	CAP Move-CWIP	UZ	2000000077	8/31/2012	20.62
88107000	CAP Move-CWIP	UZ	2000000078	8/31/2012	9.26
88107000	CAP Move-CWIP	UZ	2000000078	8/31/2012	1.21
88107000	CAP Move-CWIP	UZ	2000000080	8/31/2012	0.25
88107000	CAP Move-CWIP	UZ	2000000080	8/31/2012	1.06
88107000	CAP Move-CWIP	UZ	2000000080	8/31/2012	3.83
88107000	CAP Move-CWIP	UZ	2000000080	8/31/2012	0.92
88107000	CAP Move-CWIP	UZ	2000000092	8/31/2012	2,434.12
88107000	CAP Move-CWIP	UZ	2000000093	8/31/2012	1,867.27
88107000	CAP Move-CWIP	UZ	2000000069	8/31/2012	188.01
88107000	CAP Move-CWIP	UZ	2000000069	8/31/2012	3.50
88107000	CAP Move-CWIP	UZ	2000000069	8/31/2012	46.64
88107000	CAP Move-CWIP	UZ	2000000070	8/31/2012	1.16
88107000	CAP Move-CWIP	UZ	2000000070	8/31/2012	6.28
88107000	CAP Move-CWIP	UZ	2000000070	8/31/2012	103,009.41
88107000	CAP Move-CWIP	UZ	2000000093	8/31/2012	2,321.32
88107000	CAP Move-CWIP	UZ	2000000093	8/31/2012	3,026.00
88107000	CAP Move-CWIP	UZ	2000000069	8/31/2012	181.86
88107000	CAP Move-CWIP	UZ	2000000093	8/31/2012	16.92
88107000	CAP Move-CWIP	UZ	2000000093	8/31/2012	22.06
88107000	CAP Move-CWIP	UZ	2000000069	8/31/2012	39.37
88107000	CAP Move-CWIP	UZ	2000000069	8/31/2012	747.12
88107000	CAP Move-CWIP	UZ	2000000070	8/31/2012	6.67
88107000	CAP Move-CWIP	UZ	2000000070	8/31/2012	702.24
88107000	CAP Move-CWIP	UZ	2000000070	8/31/2012	52.47
88107000	CAP Move-CWIP	UZ	2000000070	8/31/2012	152.36
88107000	CAP Move-CWIP	UZ	2000000077	8/31/2012	64.56
88107000	CAP Move-CWIP	UZ	2000000077	8/31/2012	24.35
88107000	CAP Move-CWIP	UZ	2000000077	8/31/2012	19.17
88107000	CAP Move-CWIP	UZ	2000000077	8/31/2012	102.69
88107000	CAP Move-CWIP	UZ	2000000077	8/31/2012	31.52
88107000	CAP Move-CWIP	UZ	2000000077	8/31/2012	6.75
88107000	CAP Move-CWIP	UZ	2000000078	8/31/2012	26.32
88107000	CAP Move-CWIP	UZ	2000000078	8/31/2012	109.11
88107000	CAP Move-CWIP	UZ	2000000078	8/31/2012	(0.01)
88107000	CAP Move-CWIP	UZ	2000000078	8/31/2012	6.65
88107000	CAP Move-CWIP	UZ	2000000078	8/31/2012	2.73
88107000	CAP Move-CWIP	UZ	2000000080	8/31/2012	(0.17)
88107000	CAP Move-CWIP	UZ	2000000080	8/31/2012	6.66
88107000	CAP Move-CWIP	UZ	2000000092	8/31/2012	59.20
88107000	CAP Move-CWIP	UZ	2000000092	8/31/2012	77.18
88107000	CAP Move-CWIP	UN	2000000071	8/31/2012	3,707.43
88107000	CAP Move-CWIP	UZ	2000000093	8/31/2012	6.77
88107000	CAP Move-CWIP	UZ	2000000093	8/31/2012	5.19
88107000	CAP Move-CWIP	UN	2000000113	8/31/2012	(3,719.39)
88107000	CAP Move-CWIP	UN	2000000071	8/31/2012	2,853.11
88107000	CAP Move-CWIP	UZ	2000000093	8/31/2012	5.21
88107000	CAP Move-CWIP	UZ	2000000093	8/31/2012	3.99
88107000	CAP Move-CWIP	UN	2000000113	8/31/2012	(2,862.31)
88107000	CAP Move-CWIP	UN	2000000071	8/31/2012	5,280.22
88107000	CAP Move-CWIP	UZ	2000000093	8/31/2012	9.64

## Kentucky American Water Company

Case No. 2012-00520

Response to PSC DR1, Item 31

Account	Description	Doc Type	Document Number	Posting Date	Amount
88107000	CAP Move-CWIP	UZ	2000000093	8/31/2012	7.39
88107000	CAP Move-CWIP	UN	2000000113	8/31/2012	(5,297.25)
88107000	CAP Move-CWIP	UN	2000000071	8/31/2012	85,295.75
88107000	CAP Move-CWIP	UZ	2000000092	8/31/2012	119.41
88107000	CAP Move-CWIP	UZ	2000000093	8/31/2012	155.66
88107000	CAP Move-CWIP	UN	2000000113	8/31/2012	(85,570.82)
88107000	CAP Move-CWIP	UN	2000000058	8/31/2012	(102,954.00)
88107000	CAP Move-CWIP	UN	2000000071	8/31/2012	102,954.00
88107000	CAP Move-CWIP	UZ	2000000092	8/31/2012	187.89
88107000	CAP Move-CWIP	UZ	2000000092	8/31/2012	144.14
88107000	CAP Move-CWIP	UN	2000000113	8/31/2012	(103,286.03)
88107000	CAP Move-CWIP	UN	2000000058	8/31/2012	(130,155.70)
88107000	CAP Move-CWIP	UN	2000000071	8/31/2012	130,155.70
88107000	CAP Move-CWIP	UZ	2000000093	8/31/2012	237.53
88107000	CAP Move-CWIP	UZ	2000000093	8/31/2012	182.22
88107000	CAP Move-CWIP	UN	2000000113	8/31/2012	(130,575.45)
88107000	CAP Move-CWIP	UZ	2000000092	8/31/2012	484.07
88107000	CAP Move-CWIP	UZ	2000000093	8/31/2012	631.02
88107000	CAP Move-CWIP	UZ	2000000093	8/31/2012	12.59
88107000	CAP Move-CWIP	UZ	2000000093	8/31/2012	9.66
88107000	CAP Move-CWIP	UZ	2000000092	8/31/2012	9.40
88107000	CAP Move-CWIP	UZ	2000000093	8/31/2012	7.21
88107000	CAP Move-CWIP	UZ	2000000092	8/31/2012	15.18
88107000	CAP Move-CWIP	UZ	2000000093	8/31/2012	19.79
88107000	CAP Move-CWIP	UZ	2000000093	8/31/2012	1,221.21
88107000	CAP Move-CWIP	UZ	2000000093	8/31/2012	1,591.94
88107000	CAP Move-CWIP	UZ	2000000069	8/31/2012	2.88
88107000	CAP Move-CWIP	UZ	2000000069	8/31/2012	0.45
88107000	CAP Move-CWIP	UZ	2000000069	8/31/2012	0.21
88107000	CAP Move-CWIP	UZ	2000000070	8/31/2012	0.26
88107000	CAP Move-CWIP	UZ	2000000093	8/31/2012	260.42
88107000	CAP Move-CWIP	UZ	2000000093	8/31/2012	199.77
88107000	CAP Move-CWIP	UZ	2000000069	8/31/2012	4.41
88107000	CAP Move-CWIP	UZ	2000000069	8/31/2012	176.23
88107000	CAP Move-CWIP	UZ	2000000070	8/31/2012	14.17
88107000	CAP Move-CWIP	UZ	2000000070	8/31/2012	13.07
88107000	CAP Move-CWIP	UN	2000000071	8/31/2012	1,668.26
88107000	CAP Move-CWIP	UZ	2000000077	8/31/2012	1.06
88107000	CAP Move-CWIP	UZ	2000000077	8/31/2012	1.21
88107000	CAP Move-CWIP	UZ	2000000077	8/31/2012	9.56
88107000	CAP Move-CWIP	UZ	2000000078	8/31/2012	0.92
88107000	CAP Move-CWIP	UZ	2000000078	8/31/2012	1.19
88107000	CAP Move-CWIP	UZ	2000000078	8/31/2012	6.30
88107000	CAP Move-CWIP	UZ	2000000078	8/31/2012	4.01
88107000	CAP Move-CWIP	UZ	2000000078	8/31/2012	3.83
88107000	CAP Move-CWIP	UZ	2000000078	8/31/2012	0.25
88107000	CAP Move-CWIP	UZ	2000000078	8/31/2012	20.62
88107000	CAP Move-CWIP	UZ	2000000080	8/31/2012	9.26
88107000	CAP Move-CWIP	UZ	2000000093	8/31/2012	3.29
88107000	CAP Move-CWIP	UZ	2000000093	8/31/2012	2.52
88107000	CAP Move-CWIP	UN	2000000113	8/31/2012	(1,940.16)
88107000	CAP Move-CWIP	UZ	2000000069	8/31/2012	1,480.49
88107000	CAP Move-CWIP	UZ	2000000070	8/31/2012	420.57

## Kentucky American Water Company

Case No. 2012-00520

Response to PSC DR1, Item 31

Account	Description	Doc Type	Document Number	Posting Date	Amount
88107000	CAP Move-CWIP	UN	2000000071	8/31/2012	46,940.74
88107000	CAP Move-CWIP	UZ	2000000093	8/31/2012	67.05
88107000	CAP Move-CWIP	UZ	2000000093	8/31/2012	87.40
88107000	CAP Move-CWIP	UN	2000000113	8/31/2012	(48,996.25)
88107000	CAP Move-CWIP	UZ	2000000069	8/31/2012	13.08
88107000	CAP Move-CWIP	UZ	2000000069	8/31/2012	176.23
88107000	CAP Move-CWIP	UZ	2000000070	8/31/2012	4.41
88107000	CAP Move-CWIP	UZ	2000000070	8/31/2012	14.18
88107000	CAP Move-CWIP	UN	2000000071	8/31/2012	10,856.14
88107000	CAP Move-CWIP	UZ	2000000077	8/31/2012	1.19
88107000	CAP Move-CWIP	UZ	2000000077	8/31/2012	3.83
88107000	CAP Move-CWIP	UZ	2000000077	8/31/2012	1.06
88107000	CAP Move-CWIP	UZ	2000000077	8/31/2012	9.56
88107000	CAP Move-CWIP	UZ	2000000078	8/31/2012	20.62
88107000	CAP Move-CWIP	UZ	2000000078	8/31/2012	9.26
88107000	CAP Move-CWIP	UZ	2000000078	8/31/2012	4.01
88107000	CAP Move-CWIP	UZ	2000000078	8/31/2012	1.21
88107000	CAP Move-CWIP	UZ	2000000078	8/31/2012	6.30
88107000	CAP Move-CWIP	UZ	2000000080	8/31/2012	0.92
88107000	CAP Move-CWIP	UZ	2000000080	8/31/2012	0.25
88107000	CAP Move-CWIP	UZ	2000000093	8/31/2012	15.38
88107000	CAP Move-CWIP	UZ	2000000093	8/31/2012	20.06
88107000	CAP Move-CWIP	UN	2000000113	8/31/2012	(11,157.69)
88107000	CAP Move-CWIP	UZ	2000000092	8/31/2012	3.05
88107000	CAP Move-CWIP	UZ	2000000093	8/31/2012	2.34
88107000	CAP Move-CWIP	UN	2000000113	8/31/2012	(5.39)
88107000	CAP Move-CWIP	UZ	2000000092	8/31/2012	2.77
88107000	CAP Move-CWIP	UZ	2000000093	8/31/2012	3.61
88107000	CAP Move-CWIP	UN	2000000113	8/31/2012	(6.38)
88107000	CAP Move-CWIP	UZ	2000000069	8/31/2012	148.80
88107000	CAP Move-CWIP	UZ	2000000070	8/31/2012	10.96
88107000	CAP Move-CWIP	UZ	2000000070	8/31/2012	18.92
88107000	CAP Move-CWIP	UZ	2000000070	8/31/2012	3.72
88107000	CAP Move-CWIP	UZ	2000000078	8/31/2012	2.26
88107000	CAP Move-CWIP	UZ	2000000078	8/31/2012	5.50
88107000	CAP Move-CWIP	UZ	2000000078	8/31/2012	5.35
88107000	CAP Move-CWIP	UZ	2000000078	8/31/2012	8.94
88107000	CAP Move-CWIP	UZ	2000000078	8/31/2012	14.80
88107000	CAP Move-CWIP	UZ	2000000078	8/31/2012	13.05
88107000	CAP Move-CWIP	UZ	2000000078	8/31/2012	11.37
88107000	CAP Move-CWIP	UZ	2000000078	8/31/2012	9.52
88107000	CAP Move-CWIP	UZ	2000000080	8/31/2012	16.61
88107000	CAP Move-CWIP	UZ	2000000080	8/31/2012	(0.70)
88107000	CAP Move-CWIP	UZ	2000000080	8/31/2012	1.57
88107000	CAP Move-CWIP	UZ	2000000080	8/31/2012	0.52
88107000	CAP Move-CWIP	UZ	2000000092	8/31/2012	8.50
88107000	CAP Move-CWIP	UZ	2000000092	8/31/2012	11.08
88107000	CAP Move-CWIP	UN	2000000113	8/31/2012	(290.77)
88107000	CAP Move-CWIP	UZ	2000000069	8/31/2012	4.32
88107000	CAP Move-CWIP	UZ	2000000069	8/31/2012	46.40
88107000	CAP Move-CWIP	UZ	2000000070	8/31/2012	172.79
88107000	CAP Move-CWIP	UZ	2000000070	8/31/2012	13.41
88107000	CAP Move-CWIP	UZ	2000000077	8/31/2012	3.83

## Kentucky American Water Company

Case No. 2012-00520

Response to PSC DR1, Item 31

Account	Description	Doc Type	Document Number	Posting Date	Amount
88107000	CAP Move-CWIP	UZ	2000000077	8/31/2012	9.26
88107000	CAP Move-CWIP	UZ	2000000077	8/31/2012	20.62
88107000	CAP Move-CWIP	UZ	2000000078	8/31/2012	0.25
88107000	CAP Move-CWIP	UZ	2000000078	8/31/2012	9.56
88107000	CAP Move-CWIP	UZ	2000000078	8/31/2012	4.01
88107000	CAP Move-CWIP	UZ	2000000078	8/31/2012	1.21
88107000	CAP Move-CWIP	UZ	2000000078	8/31/2012	1.06
88107000	CAP Move-CWIP	UZ	2000000078	8/31/2012	0.92
88107000	CAP Move-CWIP	UZ	2000000080	8/31/2012	6.30
88107000	CAP Move-CWIP	UZ	2000000080	8/31/2012	1.19
88107000	CAP Move-CWIP	UZ	2000000093	8/31/2012	9.24
88107000	CAP Move-CWIP	UZ	2000000093	8/31/2012	7.09
88107000	CAP Move-CWIP	UZ	2000000069	8/31/2012	5.44
88107000	CAP Move-CWIP	UZ	2000000069	8/31/2012	3.85
88107000	CAP Move-CWIP	UZ	2000000070	8/31/2012	1.29
88107000	CAP Move-CWIP	UZ	2000000070	8/31/2012	51.44
88107000	CAP Move-CWIP	UZ	2000000092	8/31/2012	9.75
88107000	CAP Move-CWIP	UZ	2000000093	8/31/2012	7.48
88107000	CAP Move-CWIP	UZ	2000000093	8/31/2012	12.44
88107000	CAP Move-CWIP	UZ	2000000093	8/31/2012	9.55
88107000	CAP Move-CWIP	UZ	2000000093	8/31/2012	13.42
88107000	CAP Move-CWIP	UZ	2000000093	8/31/2012	17.50
88107000	CAP Move-CWIP	UN	2000000113	8/31/2012	(30.92)
88107000	CAP Move-CWIP	UZ	2000000093	8/31/2012	0.26
88107000	CAP Move-CWIP	UZ	2000000093	8/31/2012	0.34
88107000	CAP Move-CWIP	UZ	2000000092	8/31/2012	23.09
88107000	CAP Move-CWIP	UZ	2000000093	8/31/2012	30.10
88107000	CAP Move-CWIP	UZ	2000000069	8/31/2012	31.36
88107000	CAP Move-CWIP	UZ	2000000069	8/31/2012	403.81
88107000	CAP Move-CWIP	UZ	2000000069	8/31/2012	68.94
88107000	CAP Move-CWIP	UZ	2000000070	8/31/2012	21.20
88107000	CAP Move-CWIP	UZ	2000000070	8/31/2012	5,958.02
88107000	CAP Move-CWIP	UZ	2000000077	8/31/2012	12.74
88107000	CAP Move-CWIP	UZ	2000000077	8/31/2012	66.06
88107000	CAP Move-CWIP	UZ	2000000077	8/31/2012	3.53
88107000	CAP Move-CWIP	UZ	2000000077	8/31/2012	0.90
88107000	CAP Move-CWIP	UZ	2000000078	8/31/2012	46.75
88107000	CAP Move-CWIP	UZ	2000000078	8/31/2012	30.12
88107000	CAP Move-CWIP	UZ	2000000078	8/31/2012	4.02
88107000	CAP Move-CWIP	UZ	2000000078	8/31/2012	19.11
88107000	CAP Move-CWIP	UZ	2000000078	8/31/2012	12.72
88107000	CAP Move-CWIP	UZ	2000000078	8/31/2012	3.91
88107000	CAP Move-CWIP	UZ	2000000080	8/31/2012	35.47
88107000	CAP Move-CWIP	UZ	2000000092	8/31/2012	483.50
88107000	CAP Move-CWIP	UZ	2000000093	8/31/2012	370.90
88107000	CAP Move-CWIP	UZ	2000000092	8/31/2012	2.66
88107000	CAP Move-CWIP	UZ	2000000093	8/31/2012	3.46
88107000	CAP Move-CWIP	UZ	2000000093	8/31/2012	1.72
88107000	CAP Move-CWIP	UZ	2000000093	8/31/2012	1.32
88107000	CAP Move-CWIP	UZ	2000000093	8/31/2012	0.01
88107000	CAP Move-CWIP	UZ	2000000093	8/31/2012	0.01
88107000	CAP Move-CWIP	UZ	2000000092	8/31/2012	12.33
88107000	CAP Move-CWIP	UZ	2000000093	8/31/2012	9.46

## Kentucky American Water Company

Case No. 2012-00520

Response to PSC DR1, Item 31

Account	Description	Doc Type	Document Number	Posting Date	Amount
88107000	CAP Move-CWIP	UN	2000000113	8/31/2012	(21.79)
88107000	CAP Move-CWIP	UZ	2000000093	8/31/2012	15.05
88107000	CAP Move-CWIP	UZ	2000000093	8/31/2012	11.55
88107000	CAP Move-CWIP	UN	2000000113	8/31/2012	(26.60)
88107000	CAP Move-CWIP	UZ	2000000092	8/31/2012	14.04
88107000	CAP Move-CWIP	UZ	2000000093	8/31/2012	18.30
88107000	CAP Move-CWIP	UN	2000000113	8/31/2012	(32.34)
88107000	CAP Move-CWIP	UZ	2000000092	8/31/2012	2.62
88107000	CAP Move-CWIP	UZ	2000000093	8/31/2012	2.01
88107000	CAP Move-CWIP	UZ	2000000092	8/31/2012	10.08
88107000	CAP Move-CWIP	UZ	2000000093	8/31/2012	7.73
88107000	CAP Move-CWIP	UZ	2000000069	8/31/2012	21.99
88107000	CAP Move-CWIP	UZ	2000000069	8/31/2012	61.81
88107000	CAP Move-CWIP	UZ	2000000070	8/31/2012	32.59
88107000	CAP Move-CWIP	UZ	2000000070	8/31/2012	422.73
88107000	CAP Move-CWIP	UZ	2000000077	8/31/2012	2.49
88107000	CAP Move-CWIP	UZ	2000000077	8/31/2012	0.80
88107000	CAP Move-CWIP	UZ	2000000077	8/31/2012	8.40
88107000	CAP Move-CWIP	UZ	2000000078	8/31/2012	19.05
88107000	CAP Move-CWIP	UZ	2000000078	8/31/2012	12.70
88107000	CAP Move-CWIP	UZ	2000000078	8/31/2012	2.03
88107000	CAP Move-CWIP	UZ	2000000078	8/31/2012	20.30
88107000	CAP Move-CWIP	UZ	2000000078	8/31/2012	2.21
88107000	CAP Move-CWIP	UZ	2000000078	8/31/2012	2.49
88107000	CAP Move-CWIP	UZ	2000000078	8/31/2012	8.80
88107000	CAP Move-CWIP	UZ	2000000080	8/31/2012	42.05
88107000	CAP Move-CWIP	UZ	2000000092	8/31/2012	5.55
88107000	CAP Move-CWIP	UZ	2000000093	8/31/2012	7.23
88107000	CAP Move-CWIP	UN	2000000113	8/31/2012	(673.22)
88107000	CAP Move-CWIP	UZ	2000000093	8/31/2012	0.04
88107000	CAP Move-CWIP	UZ	2000000093	8/31/2012	0.06
88107000	CAP Move-CWIP	UN	2000000113	8/31/2012	(0.10)
88107000	CAP Move-CWIP	UZ	2000000092	8/31/2012	1.33
88107000	CAP Move-CWIP	UZ	2000000093	8/31/2012	1.74
88107000	CAP Move-CWIP	UZ	2000000093	8/31/2012	11.82
88107000	CAP Move-CWIP	UZ	2000000093	8/31/2012	15.41
88107000	CAP Move-CWIP	UN	2000000113	8/31/2012	(27.23)
88107000	CAP Move-CWIP	UZ	2000000093	8/31/2012	2.58
88107000	CAP Move-CWIP	UZ	2000000093	8/31/2012	3.36
88107000	CAP Move-CWIP	UN	2000000113	8/31/2012	(5.94)
88107000	CAP Move-CWIP	UZ	2000000070	8/31/2012	469.20
88107000	CAP Move-CWIP	UZ	2000000092	8/31/2012	23.85
88107000	CAP Move-CWIP	UZ	2000000093	8/31/2012	18.30
88107000	CAP Move-CWIP	UN	2000000113	8/31/2012	(511.35)
88107000	CAP Move-CWIP	UZ	2000000093	8/31/2012	25.64
88107000	CAP Move-CWIP	UZ	2000000093	8/31/2012	19.67
88107000	CAP Move-CWIP	UN	2000000113	8/31/2012	(45.31)
88107000	CAP Move-CWIP	UZ	2000000070	8/31/2012	29.33
88107000	CAP Move-CWIP	UZ	2000000092	8/31/2012	12.11
88107000	CAP Move-CWIP	UZ	2000000093	8/31/2012	15.78
88107000	CAP Move-CWIP	UZ	2000000070	8/31/2012	71.31
88107000	CAP Move-CWIP	UZ	2000000070	8/31/2012	10.99
88107000	CAP Move-CWIP	UZ	2000000070	8/31/2012	439.64

## Kentucky American Water Company

Case No. 2012-00520

Response to PSC DR1, Item 31

Account	Description	Doc Type	Document Number	Posting Date	Amount
88107000	CAP Move-CWIP	UZ	2000000070	8/31/2012	34.95
88107000	CAP Move-CWIP	UZ	2000000077	8/31/2012	27.80
88107000	CAP Move-CWIP	UZ	2000000077	8/31/2012	61.89
88107000	CAP Move-CWIP	UZ	2000000078	8/31/2012	18.91
88107000	CAP Move-CWIP	UZ	2000000078	8/31/2012	2.77
88107000	CAP Move-CWIP	UZ	2000000078	8/31/2012	12.02
88107000	CAP Move-CWIP	UZ	2000000078	8/31/2012	11.50
88107000	CAP Move-CWIP	UZ	2000000078	8/31/2012	3.57
88107000	CAP Move-CWIP	UZ	2000000078	8/31/2012	0.73
88107000	CAP Move-CWIP	UZ	2000000078	8/31/2012	3.63
88107000	CAP Move-CWIP	UZ	2000000080	8/31/2012	3.20
88107000	CAP Move-CWIP	UZ	2000000080	8/31/2012	28.68
88107000	CAP Move-CWIP	UZ	2000000093	8/31/2012	8.29
88107000	CAP Move-CWIP	UZ	2000000093	8/31/2012	6.36
88107000	CAP Move-CWIP	UN	2000000113	8/31/2012	(746.24)
88107000	CAP Move-CWIP	UZ	2000000069	8/31/2012	2.69
88107000	CAP Move-CWIP	UZ	2000000069	8/31/2012	174.78
88107000	CAP Move-CWIP	UZ	2000000069	8/31/2012	14.44
88107000	CAP Move-CWIP	UZ	2000000069	8/31/2012	388.04
88107000	CAP Move-CWIP	UZ	2000000070	8/31/2012	16.08
88107000	CAP Move-CWIP	UN	2000000071	8/31/2012	10,026.36
88107000	CAP Move-CWIP	UZ	2000000077	8/31/2012	4.01
88107000	CAP Move-CWIP	UZ	2000000077	8/31/2012	0.25
88107000	CAP Move-CWIP	UZ	2000000077	8/31/2012	1.06
88107000	CAP Move-CWIP	UZ	2000000078	8/31/2012	0.92
88107000	CAP Move-CWIP	UZ	2000000078	8/31/2012	1.21
88107000	CAP Move-CWIP	UZ	2000000078	8/31/2012	9.26
88107000	CAP Move-CWIP	UZ	2000000078	8/31/2012	1.19
88107000	CAP Move-CWIP	UZ	2000000078	8/31/2012	6.30
88107000	CAP Move-CWIP	UZ	2000000078	8/31/2012	20.62
88107000	CAP Move-CWIP	UZ	2000000080	8/31/2012	3.83
88107000	CAP Move-CWIP	UZ	2000000080	8/31/2012	9.56
88107000	CAP Move-CWIP	UZ	2000000093	8/31/2012	18.90
88107000	CAP Move-CWIP	UZ	2000000093	8/31/2012	14.49
88107000	CAP Move-CWIP	UN	2000000113	8/31/2012	(10,713.99)
88107000	CAP Move-CWIP	UZ	2000000069	8/31/2012	380.33
88107000	CAP Move-CWIP	UZ	2000000069	8/31/2012	174.78
88107000	CAP Move-CWIP	UZ	2000000070	8/31/2012	16.08
88107000	CAP Move-CWIP	UZ	2000000070	8/31/2012	14.44
88107000	CAP Move-CWIP	UZ	2000000070	8/31/2012	2.69
88107000	CAP Move-CWIP	UN	2000000071	8/31/2012	10,398.39
88107000	CAP Move-CWIP	UZ	2000000077	8/31/2012	0.25
88107000	CAP Move-CWIP	UZ	2000000077	8/31/2012	4.01
88107000	CAP Move-CWIP	UZ	2000000077	8/31/2012	20.62
88107000	CAP Move-CWIP	UZ	2000000077	8/31/2012	3.83
88107000	CAP Move-CWIP	UZ	2000000077	8/31/2012	9.26
88107000	CAP Move-CWIP	UZ	2000000078	8/31/2012	1.21
88107000	CAP Move-CWIP	UZ	2000000078	8/31/2012	9.56
88107000	CAP Move-CWIP	UZ	2000000078	8/31/2012	0.92
88107000	CAP Move-CWIP	UZ	2000000078	8/31/2012	1.06
88107000	CAP Move-CWIP	UZ	2000000078	8/31/2012	6.30
88107000	CAP Move-CWIP	UZ	2000000080	8/31/2012	1.19
88107000	CAP Move-CWIP	UZ	2000000092	8/31/2012	19.57



Kentucky American Water Company

Case No. 2012-00520

Response to PSC DR1, Item 31

Account	Description	Doc Type	Document Number	Posting Date	Amount
88107000	CAP Move-CWIP	UZ	2000000093	8/31/2012	15.01
88107000	CAP Move-CWIP	UN	2000000113	8/31/2012	(11,079.50)
88107000	CAP Move-CWIP	UZ	2000000069	8/31/2012	174.78
88107000	CAP Move-CWIP	UZ	2000000069	8/31/2012	16.08
88107000	CAP Move-CWIP	UZ	2000000070	8/31/2012	14.44
88107000	CAP Move-CWIP	UZ	2000000070	8/31/2012	2.69
88107000	CAP Move-CWIP	UZ	2000000070	8/31/2012	380.33
88107000	CAP Move-CWIP	UN	2000000071	8/31/2012	10,366.04
88107000	CAP Move-CWIP	UZ	2000000077	8/31/2012	9.26
88107000	CAP Move-CWIP	UZ	2000000077	8/31/2012	3.83
88107000	CAP Move-CWIP	UZ	2000000077	8/31/2012	4.01
88107000	CAP Move-CWIP	UZ	2000000077	8/31/2012	0.92
88107000	CAP Move-CWIP	UZ	2000000078	8/31/2012	1.19
88107000	CAP Move-CWIP	UZ	2000000078	8/31/2012	1.21
88107000	CAP Move-CWIP	UZ	2000000078	8/31/2012	6.30
88107000	CAP Move-CWIP	UZ	2000000078	8/31/2012	9.56
88107000	CAP Move-CWIP	UZ	2000000078	8/31/2012	20.62
88107000	CAP Move-CWIP	UZ	2000000080	8/31/2012	1.06
88107000	CAP Move-CWIP	UZ	2000000080	8/31/2012	0.25
88107000	CAP Move-CWIP	UZ	2000000092	8/31/2012	19.51
88107000	CAP Move-CWIP	UZ	2000000093	8/31/2012	14.97
88107000	CAP Move-CWIP	UN	2000000113	8/31/2012	(11,047.05)
88107000	CAP Move-CWIP	UZ	2000000069	8/31/2012	71.29
88107000	CAP Move-CWIP	UZ	2000000069	8/31/2012	16.25
88107000	CAP Move-CWIP	UZ	2000000069	8/31/2012	4.29
88107000	CAP Move-CWIP	UZ	2000000069	8/31/2012	34.37
88107000	CAP Move-CWIP	UZ	2000000070	8/31/2012	9,640.79
88107000	CAP Move-CWIP	UZ	2000000070	8/31/2012	596.85
88107000	CAP Move-CWIP	UN	2000000071	8/31/2012	65,662.33
88107000	CAP Move-CWIP	UZ	2000000077	8/31/2012	0.97
88107000	CAP Move-CWIP	UZ	2000000077	8/31/2012	3.69
88107000	CAP Move-CWIP	UZ	2000000077	8/31/2012	16.03
88107000	CAP Move-CWIP	UZ	2000000078	8/31/2012	37.11
88107000	CAP Move-CWIP	UZ	2000000078	8/31/2012	25.21
88107000	CAP Move-CWIP	UZ	2000000078	8/31/2012	82.53
88107000	CAP Move-CWIP	UZ	2000000078	8/31/2012	4.86
88107000	CAP Move-CWIP	UZ	2000000078	8/31/2012	4.26
88107000	CAP Move-CWIP	UZ	2000000080	8/31/2012	15.34
88107000	CAP Move-CWIP	UZ	2000000080	8/31/2012	38.23
88107000	CAP Move-CWIP	UZ	2000000080	8/31/2012	4.75
88107000	CAP Move-CWIP	UZ	2000000092	8/31/2012	99.35
88107000	CAP Move-CWIP	UZ	2000000093	8/31/2012	129.50
88107000	CAP Move-CWIP	UN	2000000113	8/31/2012	(76,488.00)
88107000	CAP Move-CWIP	UZ	2000000069	8/31/2012	71.03
88107000	CAP Move-CWIP	UZ	2000000069	8/31/2012	3.13
88107000	CAP Move-CWIP	UZ	2000000070	8/31/2012	6.68
88107000	CAP Move-CWIP	UZ	2000000070	8/31/2012	4.20
88107000	CAP Move-CWIP	UZ	2000000070	8/31/2012	6,654.68
88107000	CAP Move-CWIP	UN	2000000071	8/31/2012	31,104.75
88107000	CAP Move-CWIP	UZ	2000000093	8/31/2012	62.92
88107000	CAP Move-CWIP	UZ	2000000093	8/31/2012	48.26
88107000	CAP Move-CWIP	UN	2000000113	8/31/2012	(37,955.65)
88107000	CAP Move-CWIP	UZ	2000000069	8/31/2012	2.49

## Kentucky American Water Company

Case No. 2012-00520

Response to PSC DR1, Item 31

Account	Description	Doc Type	Document Number	Posting Date	Amount
88107000	CAP Move-CWIP	UZ	2000000069	8/31/2012	7.65
88107000	CAP Move-CWIP	UZ	2000000069	8/31/2012	13,647.99
88107000	CAP Move-CWIP	UZ	2000000070	8/31/2012	114.40
88107000	CAP Move-CWIP	UZ	2000000070	8/31/2012	10.59
88107000	CAP Move-CWIP	UN	2000000071	8/31/2012	50,299.56
88107000	CAP Move-CWIP	UZ	2000000077	8/31/2012	1.19
88107000	CAP Move-CWIP	UZ	2000000077	8/31/2012	0.92
88107000	CAP Move-CWIP	UZ	2000000077	8/31/2012	3.83
88107000	CAP Move-CWIP	UZ	2000000077	8/31/2012	0.25
88107000	CAP Move-CWIP	UZ	2000000078	8/31/2012	9.56
88107000	CAP Move-CWIP	UZ	2000000078	8/31/2012	1.21
88107000	CAP Move-CWIP	UZ	2000000078	8/31/2012	20.62
88107000	CAP Move-CWIP	UZ	2000000080	8/31/2012	4.01
88107000	CAP Move-CWIP	UZ	2000000080	8/31/2012	6.30
88107000	CAP Move-CWIP	UZ	2000000080	8/31/2012	1.06
88107000	CAP Move-CWIP	UZ	2000000080	8/31/2012	9.26
88107000	CAP Move-CWIP	UZ	2000000092	8/31/2012	80.11
88107000	CAP Move-CWIP	UZ	2000000092	8/31/2012	104.43
88107000	CAP Move-CWIP	UN	2000000113	8/31/2012	(64,325.43)
88107000	CAP Move-CWIP	UZ	2000000069	8/31/2012	16.91
88107000	CAP Move-CWIP	UZ	2000000070	8/31/2012	214.79
88107000	CAP Move-CWIP	UZ	2000000070	8/31/2012	13.45
88107000	CAP Move-CWIP	UZ	2000000070	8/31/2012	430.57
88107000	CAP Move-CWIP	UZ	2000000070	8/31/2012	18.50
88107000	CAP Move-CWIP	UN	2000000071	8/31/2012	13,154.48
88107000	CAP Move-CWIP	UZ	2000000077	8/31/2012	2.38
88107000	CAP Move-CWIP	UZ	2000000077	8/31/2012	12.61
88107000	CAP Move-CWIP	UZ	2000000077	8/31/2012	2.44
88107000	CAP Move-CWIP	UZ	2000000077	8/31/2012	8.02
88107000	CAP Move-CWIP	UZ	2000000078	8/31/2012	2.15
88107000	CAP Move-CWIP	UZ	2000000078	8/31/2012	19.11
88107000	CAP Move-CWIP	UZ	2000000078	8/31/2012	7.67
88107000	CAP Move-CWIP	UZ	2000000080	8/31/2012	41.26
88107000	CAP Move-CWIP	UZ	2000000080	8/31/2012	1.84
88107000	CAP Move-CWIP	UZ	2000000080	8/31/2012	18.55
88107000	CAP Move-CWIP	UZ	2000000080	8/31/2012	0.49
88107000	CAP Move-CWIP	UZ	2000000093	8/31/2012	18.98
88107000	CAP Move-CWIP	UZ	2000000093	8/31/2012	24.75
88107000	CAP Move-CWIP	UN	2000000113	8/31/2012	(14,008.95)
88107000	CAP Move-CWIP	UZ	2000000069	8/31/2012	15.81
88107000	CAP Move-CWIP	UZ	2000000069	8/31/2012	248.20
88107000	CAP Move-CWIP	UZ	2000000069	8/31/2012	12.62
88107000	CAP Move-CWIP	UZ	2000000069	8/31/2012	1,555.98
88107000	CAP Move-CWIP	UZ	2000000069	8/31/2012	11.78
88107000	CAP Move-CWIP	UN	2000000071	8/31/2012	19,604.91
88107000	CAP Move-CWIP	UZ	2000000077	8/31/2012	1.84
88107000	CAP Move-CWIP	UZ	2000000077	8/31/2012	2.44
88107000	CAP Move-CWIP	UZ	2000000077	8/31/2012	0.49
88107000	CAP Move-CWIP	UZ	2000000077	8/31/2012	18.55
88107000	CAP Move-CWIP	UZ	2000000078	8/31/2012	2.38
88107000	CAP Move-CWIP	UZ	2000000078	8/31/2012	7.67
88107000	CAP Move-CWIP	UZ	2000000078	8/31/2012	2.15
88107000	CAP Move-CWIP	UZ	2000000078	8/31/2012	41.26

## Kentucky American Water Company

Case No. 2012-00520

Response to PSC DR1, Item 31

Account	Description	Doc Type	Document Number	Posting Date	Amount
88107000	CAP Move-CWIP	UZ	2000000078	8/31/2012	12.61
88107000	CAP Move-CWIP	UZ	2000000078	8/31/2012	8.02
88107000	CAP Move-CWIP	UZ	2000000078	8/31/2012	19.11
88107000	CAP Move-CWIP	UZ	2000000093	8/31/2012	37.57
88107000	CAP Move-CWIP	UZ	2000000093	8/31/2012	28.82
88107000	CAP Move-CWIP	UN	2000000113	8/31/2012	(21,632.21)
88107000	CAP Move-CWIP	UZ	2000000069	8/31/2012	37.60
88107000	CAP Move-CWIP	UZ	2000000069	8/31/2012	276.21
88107000	CAP Move-CWIP	UZ	2000000069	8/31/2012	14.27
88107000	CAP Move-CWIP	UZ	2000000069	8/31/2012	658.84
88107000	CAP Move-CWIP	UZ	2000000070	8/31/2012	16.14
88107000	CAP Move-CWIP	UN	2000000071	8/31/2012	19,029.46
88107000	CAP Move-CWIP	UZ	2000000077	8/31/2012	0.49
88107000	CAP Move-CWIP	UZ	2000000077	8/31/2012	7.67
88107000	CAP Move-CWIP	UZ	2000000077	8/31/2012	41.26
88107000	CAP Move-CWIP	UZ	2000000078	8/31/2012	19.11
88107000	CAP Move-CWIP	UZ	2000000078	8/31/2012	8.02
88107000	CAP Move-CWIP	UZ	2000000078	8/31/2012	2.44
88107000	CAP Move-CWIP	UZ	2000000078	8/31/2012	2.15
88107000	CAP Move-CWIP	UZ	2000000078	8/31/2012	18.55
88107000	CAP Move-CWIP	UZ	2000000080	8/31/2012	2.38
88107000	CAP Move-CWIP	UZ	2000000080	8/31/2012	1.84
88107000	CAP Move-CWIP	UZ	2000000080	8/31/2012	12.61
88107000	CAP Move-CWIP	UZ	2000000093	8/31/2012	35.75
88107000	CAP Move-CWIP	UZ	2000000093	8/31/2012	27.42
88107000	CAP Move-CWIP	UN	2000000113	8/31/2012	(20,212.21)
88107000	CAP Move-CWIP	UZ	2000000069	8/31/2012	5.38
88107000	CAP Move-CWIP	UZ	2000000070	8/31/2012	1,521.85
88107000	CAP Move-CWIP	UZ	2000000070	8/31/2012	4.16
88107000	CAP Move-CWIP	UZ	2000000070	8/31/2012	2.54
88107000	CAP Move-CWIP	UZ	2000000070	8/31/2012	58.80
88107000	CAP Move-CWIP	UN	2000000071	8/31/2012	15,443.66
88107000	CAP Move-CWIP	UZ	2000000093	8/31/2012	22.74
88107000	CAP Move-CWIP	UZ	2000000093	8/31/2012	29.64
88107000	CAP Move-CWIP	UN	2000000113	8/31/2012	(17,088.77)
88107000	CAP Move-CWIP	UZ	2000000069	8/31/2012	5.38
88107000	CAP Move-CWIP	UZ	2000000069	8/31/2012	4.16
88107000	CAP Move-CWIP	UZ	2000000069	8/31/2012	2.54
88107000	CAP Move-CWIP	UZ	2000000070	8/31/2012	58.80
88107000	CAP Move-CWIP	UZ	2000000070	8/31/2012	1,521.85
88107000	CAP Move-CWIP	UN	2000000071	8/31/2012	17,497.93
88107000	CAP Move-CWIP	UZ	2000000092	8/31/2012	33.39
88107000	CAP Move-CWIP	UZ	2000000093	8/31/2012	25.61
88107000	CAP Move-CWIP	UN	2000000113	8/31/2012	(19,149.66)
88107000	CAP Move-CWIP	UZ	2000000069	8/31/2012	2.54
88107000	CAP Move-CWIP	UZ	2000000069	8/31/2012	4.16
88107000	CAP Move-CWIP	UZ	2000000070	8/31/2012	1,521.85
88107000	CAP Move-CWIP	UZ	2000000070	8/31/2012	5.38
88107000	CAP Move-CWIP	UZ	2000000070	8/31/2012	58.80
88107000	CAP Move-CWIP	UN	2000000071	8/31/2012	16,615.38
88107000	CAP Move-CWIP	UZ	2000000092	8/31/2012	31.78
88107000	CAP Move-CWIP	UZ	2000000093	8/31/2012	24.38
88107000	CAP Move-CWIP	UN	2000000113	8/31/2012	(18,264.27)

## Kentucky American Water Company

Case No. 2012-00520

Response to PSC DR1, Item 31

Account	Description	Doc Type	Document Number	Posting Date	Amount
88107000	CAP Move-CWIP	UZ	2000000069	8/31/2012	17.47
88107000	CAP Move-CWIP	UZ	2000000070	8/31/2012	212.25
88107000	CAP Move-CWIP	UZ	2000000070	8/31/2012	9.89
88107000	CAP Move-CWIP	UZ	2000000070	8/31/2012	8.42
88107000	CAP Move-CWIP	UZ	2000000070	8/31/2012	324.17
88107000	CAP Move-CWIP	UN	2000000071	8/31/2012	11,711.91
88107000	CAP Move-CWIP	UZ	2000000077	8/31/2012	2.15
88107000	CAP Move-CWIP	UZ	2000000077	8/31/2012	8.02
88107000	CAP Move-CWIP	UZ	2000000077	8/31/2012	2.38
88107000	CAP Move-CWIP	UZ	2000000078	8/31/2012	41.26
88107000	CAP Move-CWIP	UZ	2000000078	8/31/2012	0.49
88107000	CAP Move-CWIP	UZ	2000000078	8/31/2012	2.44
88107000	CAP Move-CWIP	UZ	2000000078	8/31/2012	19.11
88107000	CAP Move-CWIP	UZ	2000000080	8/31/2012	18.55
88107000	CAP Move-CWIP	UZ	2000000080	8/31/2012	1.84
88107000	CAP Move-CWIP	UZ	2000000080	8/31/2012	12.61
88107000	CAP Move-CWIP	UZ	2000000080	8/31/2012	7.67
88107000	CAP Move-CWIP	UZ	2000000093	8/31/2012	22.00
88107000	CAP Move-CWIP	UZ	2000000093	8/31/2012	16.88
88107000	CAP Move-CWIP	UN	2000000113	8/31/2012	(12,439.51)
88107000	CAP Move-CWIP	UZ	2000000069	8/31/2012	9.89
88107000	CAP Move-CWIP	UZ	2000000069	8/31/2012	8.42
88107000	CAP Move-CWIP	UZ	2000000069	8/31/2012	17.47
88107000	CAP Move-CWIP	UZ	2000000070	8/31/2012	324.17
88107000	CAP Move-CWIP	UZ	2000000070	8/31/2012	212.25
88107000	CAP Move-CWIP	UN	2000000071	8/31/2012	10,686.21
88107000	CAP Move-CWIP	UZ	2000000077	8/31/2012	2.38
88107000	CAP Move-CWIP	UZ	2000000077	8/31/2012	18.55
88107000	CAP Move-CWIP	UZ	2000000077	8/31/2012	2.15
88107000	CAP Move-CWIP	UZ	2000000077	8/31/2012	1.84
88107000	CAP Move-CWIP	UZ	2000000078	8/31/2012	8.02
88107000	CAP Move-CWIP	UZ	2000000078	8/31/2012	19.11
88107000	CAP Move-CWIP	UZ	2000000078	8/31/2012	12.61
88107000	CAP Move-CWIP	UZ	2000000078	8/31/2012	41.26
88107000	CAP Move-CWIP	UZ	2000000078	8/31/2012	7.67
88107000	CAP Move-CWIP	UZ	2000000078	8/31/2012	0.49
88107000	CAP Move-CWIP	UZ	2000000080	8/31/2012	2.44
88107000	CAP Move-CWIP	UZ	2000000092	8/31/2012	15.44
88107000	CAP Move-CWIP	UZ	2000000093	8/31/2012	20.13
88107000	CAP Move-CWIP	UN	2000000113	8/31/2012	(11,410.50)
88107000	CAP Move-CWIP	UZ	2000000069	8/31/2012	324.17
88107000	CAP Move-CWIP	UZ	2000000070	8/31/2012	8.77
88107000	CAP Move-CWIP	UZ	2000000070	8/31/2012	216.01
88107000	CAP Move-CWIP	UZ	2000000070	8/31/2012	17.52
88107000	CAP Move-CWIP	UZ	2000000070	8/31/2012	10.18
88107000	CAP Move-CWIP	UN	2000000071	8/31/2012	11,489.29
88107000	CAP Move-CWIP	UZ	2000000077	8/31/2012	7.67
88107000	CAP Move-CWIP	UZ	2000000077	8/31/2012	12.61
88107000	CAP Move-CWIP	UZ	2000000078	8/31/2012	2.38
88107000	CAP Move-CWIP	UZ	2000000078	8/31/2012	0.49
88107000	CAP Move-CWIP	UZ	2000000078	8/31/2012	19.11
88107000	CAP Move-CWIP	UZ	2000000078	8/31/2012	2.44
88107000	CAP Move-CWIP	UZ	2000000078	8/31/2012	41.26

## Kentucky American Water Company

Case No. 2012-00520

Response to PSC DR1, Item 31

Account	Description	Doc Type	Document Number	Posting Date	Amount
88107000	CAP Move-CWIP	UZ	2000000078	8/31/2012	1.84
88107000	CAP Move-CWIP	UZ	2000000080	8/31/2012	18.55
88107000	CAP Move-CWIP	UZ	2000000080	8/31/2012	8.02
88107000	CAP Move-CWIP	UZ	2000000080	8/31/2012	2.15
88107000	CAP Move-CWIP	UZ	2000000093	8/31/2012	16.57
88107000	CAP Move-CWIP	UZ	2000000093	8/31/2012	21.60
88107000	CAP Move-CWIP	UN	2000000113	8/31/2012	(12,220.63)
88107000	CAP Move-CWIP	UZ	2000000069	8/31/2012	280.56
88107000	CAP Move-CWIP	UZ	2000000069	8/31/2012	19.49
88107000	CAP Move-CWIP	UZ	2000000069	8/31/2012	19.36
88107000	CAP Move-CWIP	UZ	2000000069	8/31/2012	21.72
88107000	CAP Move-CWIP	UZ	2000000070	8/31/2012	5,613.06
88107000	CAP Move-CWIP	UZ	2000000070	8/31/2012	23.44
88107000	CAP Move-CWIP	UN	2000000071	8/31/2012	62,280.78
88107000	CAP Move-CWIP	UZ	2000000077	8/31/2012	3.22
88107000	CAP Move-CWIP	UZ	2000000077	8/31/2012	13.01
88107000	CAP Move-CWIP	UZ	2000000077	8/31/2012	0.83
88107000	CAP Move-CWIP	UZ	2000000078	8/31/2012	3.06
88107000	CAP Move-CWIP	UZ	2000000078	8/31/2012	49.62
88107000	CAP Move-CWIP	UZ	2000000078	8/31/2012	22.00
88107000	CAP Move-CWIP	UZ	2000000078	8/31/2012	67.24
88107000	CAP Move-CWIP	UZ	2000000080	8/31/2012	10.12
88107000	CAP Move-CWIP	UZ	2000000080	8/31/2012	56.48
88107000	CAP Move-CWIP	UZ	2000000080	8/31/2012	2.83
88107000	CAP Move-CWIP	UZ	2000000080	8/31/2012	9.44
88107000	CAP Move-CWIP	UZ	2000000092	8/31/2012	119.33
88107000	CAP Move-CWIP	UZ	2000000093	8/31/2012	91.54
88107000	CAP Move-CWIP	UN	2000000113	8/31/2012	(68,707.13)
88107000	CAP Move-CWIP	UZ	2000000069	8/31/2012	17.85
88107000	CAP Move-CWIP	UZ	2000000069	8/31/2012	17.92
88107000	CAP Move-CWIP	UZ	2000000069	8/31/2012	1.71
88107000	CAP Move-CWIP	UZ	2000000069	8/31/2012	264.21
88107000	CAP Move-CWIP	UZ	2000000070	8/31/2012	5,613.06
88107000	CAP Move-CWIP	UZ	2000000070	8/31/2012	22.85
88107000	CAP Move-CWIP	UN	2000000071	8/31/2012	61,044.64
88107000	CAP Move-CWIP	UZ	2000000077	8/31/2012	1.84
88107000	CAP Move-CWIP	UZ	2000000077	8/31/2012	12.61
88107000	CAP Move-CWIP	UZ	2000000078	8/31/2012	2.44
88107000	CAP Move-CWIP	UZ	2000000078	8/31/2012	2.15
88107000	CAP Move-CWIP	UZ	2000000078	8/31/2012	7.67
88107000	CAP Move-CWIP	UZ	2000000078	8/31/2012	19.11
88107000	CAP Move-CWIP	UZ	2000000078	8/31/2012	41.26
88107000	CAP Move-CWIP	UZ	2000000080	8/31/2012	2.38
88107000	CAP Move-CWIP	UZ	2000000080	8/31/2012	0.49
88107000	CAP Move-CWIP	UZ	2000000080	8/31/2012	8.02
88107000	CAP Move-CWIP	UZ	2000000080	8/31/2012	18.55
88107000	CAP Move-CWIP	UZ	2000000092	8/31/2012	89.70
88107000	CAP Move-CWIP	UZ	2000000093	8/31/2012	116.93
88107000	CAP Move-CWIP	UN	2000000113	8/31/2012	(67,305.39)
88107000	CAP Move-CWIP	UZ	2000000069	8/31/2012	17.85
88107000	CAP Move-CWIP	UZ	2000000069	8/31/2012	264.26
88107000	CAP Move-CWIP	UZ	2000000070	8/31/2012	6,014.16
88107000	CAP Move-CWIP	UZ	2000000070	8/31/2012	22.85

## Kentucky American Water Company

Case No. 2012-00520

Response to PSC DR1, Item 31

Account	Description	Doc Type	Document Number	Posting Date	Amount
88107000	CAP Move-CWIP	UZ	200000070	8/31/2012	17.93
88107000	CAP Move-CWIP	UN	200000071	8/31/2012	61,108.50
88107000	CAP Move-CWIP	UZ	200000077	8/31/2012	12.61
88107000	CAP Move-CWIP	UZ	200000077	8/31/2012	1.84
88107000	CAP Move-CWIP	UZ	200000077	8/31/2012	2.38
88107000	CAP Move-CWIP	UZ	200000077	8/31/2012	18.55
88107000	CAP Move-CWIP	UZ	200000077	8/31/2012	2.44
88107000	CAP Move-CWIP	UZ	200000077	8/31/2012	41.26
88107000	CAP Move-CWIP	UZ	200000078	8/31/2012	19.11
88107000	CAP Move-CWIP	UZ	200000078	8/31/2012	8.02
88107000	CAP Move-CWIP	UZ	200000080	8/31/2012	2.15
88107000	CAP Move-CWIP	UZ	200000080	8/31/2012	7.67
88107000	CAP Move-CWIP	UZ	200000080	8/31/2012	0.49
88107000	CAP Move-CWIP	UZ	200000093	8/31/2012	90.07
88107000	CAP Move-CWIP	UZ	200000093	8/31/2012	117.41
88107000	CAP Move-CWIP	UN	2000000113	8/31/2012	(67,769.55)
88107000	CAP Move-CWIP	UN	200000071	8/31/2012	4.53
88107000	CAP Move-CWIP	UZ	200000092	8/31/2012	0.01
88107000	CAP Move-CWIP	UZ	200000093	8/31/2012	0.01
88107000	CAP Move-CWIP	UN	2000000113	8/31/2012	(4.55)
88107000	CAP Move-CWIP	UZ	200000069	8/31/2012	1.88
88107000	CAP Move-CWIP	UZ	200000070	8/31/2012	42.37
88107000	CAP Move-CWIP	UZ	200000070	8/31/2012	3.92
88107000	CAP Move-CWIP	UZ	200000070	8/31/2012	4.68
88107000	CAP Move-CWIP	UN	200000071	8/31/2012	1,686.42
88107000	CAP Move-CWIP	UZ	200000077	8/31/2012	0.68
88107000	CAP Move-CWIP	UZ	200000077	8/31/2012	0.68
88107000	CAP Move-CWIP	UZ	200000078	8/31/2012	1.42
88107000	CAP Move-CWIP	UZ	200000078	8/31/2012	2.45
88107000	CAP Move-CWIP	UZ	200000078	8/31/2012	65.40
88107000	CAP Move-CWIP	UZ	200000078	8/31/2012	2.89
88107000	CAP Move-CWIP	UZ	200000078	8/31/2012	37.93
88107000	CAP Move-CWIP	UZ	200000078	8/31/2012	8.36
88107000	CAP Move-CWIP	UZ	200000080	8/31/2012	0.40
88107000	CAP Move-CWIP	UZ	200000080	8/31/2012	0.34
88107000	CAP Move-CWIP	UZ	200000080	8/31/2012	0.78
88107000	CAP Move-CWIP	UZ	200000092	8/31/2012	3.24
88107000	CAP Move-CWIP	UZ	200000093	8/31/2012	2.48
88107000	CAP Move-CWIP	UN	2000000113	8/31/2012	(1,866.32)
88107000	CAP Move-CWIP	UZ	200000069	8/31/2012	13.56
88107000	CAP Move-CWIP	UZ	200000069	8/31/2012	134.09
88107000	CAP Move-CWIP	UZ	200000070	8/31/2012	12.25
88107000	CAP Move-CWIP	UZ	200000070	8/31/2012	6.81
88107000	CAP Move-CWIP	UZ	200000077	8/31/2012	6.28
88107000	CAP Move-CWIP	UZ	200000077	8/31/2012	5.43
88107000	CAP Move-CWIP	UZ	200000078	8/31/2012	28.98
88107000	CAP Move-CWIP	UZ	200000078	8/31/2012	0.59
88107000	CAP Move-CWIP	UZ	200000078	8/31/2012	12.45
88107000	CAP Move-CWIP	UZ	200000078	8/31/2012	66.32
88107000	CAP Move-CWIP	UZ	200000078	8/31/2012	6.70
88107000	CAP Move-CWIP	UZ	200000080	8/31/2012	1.74
88107000	CAP Move-CWIP	UZ	200000080	8/31/2012	47.19
88107000	CAP Move-CWIP	UZ	200000080	8/31/2012	1.99

## Kentucky American Water Company

Case No. 2012-00520

Response to PSC DR1, Item 31

Account	Description	Doc Type	Document Number	Posting Date	Amount
88107000	CAP Move-CWIP	UZ	2000000080	8/31/2012	1.87
88107000	CAP Move-CWIP	UZ	2000000092	8/31/2012	8.48
88107000	CAP Move-CWIP	UZ	2000000092	8/31/2012	6.50
88107000	CAP Move-CWIP	UN	2000000058	8/31/2012	(154,273.09)
88107000	CAP Move-CWIP	UZ	2000000069	8/31/2012	76.25
88107000	CAP Move-CWIP	UZ	2000000069	8/31/2012	9,985.87
88107000	CAP Move-CWIP	UZ	2000000069	8/31/2012	97.11
88107000	CAP Move-CWIP	UZ	2000000070	8/31/2012	85.60
88107000	CAP Move-CWIP	UZ	2000000070	8/31/2012	1,495.57
88107000	CAP Move-CWIP	UN	2000000071	8/31/2012	154,273.09
88107000	CAP Move-CWIP	UZ	2000000077	8/31/2012	13.74
88107000	CAP Move-CWIP	UZ	2000000077	8/31/2012	112.32
88107000	CAP Move-CWIP	UZ	2000000077	8/31/2012	48.97
88107000	CAP Move-CWIP	UZ	2000000077	8/31/2012	105.10
88107000	CAP Move-CWIP	UZ	2000000077	8/31/2012	231.69
88107000	CAP Move-CWIP	UZ	2000000077	8/31/2012	12.14
88107000	CAP Move-CWIP	UZ	2000000078	8/31/2012	13.66
88107000	CAP Move-CWIP	UZ	2000000078	8/31/2012	69.89
88107000	CAP Move-CWIP	UZ	2000000080	8/31/2012	46.40
88107000	CAP Move-CWIP	UZ	2000000080	8/31/2012	4.53
88107000	CAP Move-CWIP	UZ	2000000080	8/31/2012	11.30
88107000	CAP Move-CWIP	UZ	2000000093	8/31/2012	292.87
88107000	CAP Move-CWIP	UZ	2000000093	8/31/2012	224.67
88107000	CAP Move-CWIP	UN	2000000113	8/31/2012	(167,200.77)
88107000	CAP Move-CWIP	UN	2000000058	8/31/2012	(170,719.73)
88107000	CAP Move-CWIP	UZ	2000000069	8/31/2012	56.24
88107000	CAP Move-CWIP	UZ	2000000069	8/31/2012	54.25
88107000	CAP Move-CWIP	UZ	2000000069	8/31/2012	59.07
88107000	CAP Move-CWIP	UZ	2000000069	8/31/2012	5,726.92
88107000	CAP Move-CWIP	UZ	2000000070	8/31/2012	174.32
88107000	CAP Move-CWIP	UZ	2000000070	8/31/2012	1,760.61
88107000	CAP Move-CWIP	UN	2000000071	8/31/2012	170,719.73
88107000	CAP Move-CWIP	UZ	2000000077	8/31/2012	273.76
88107000	CAP Move-CWIP	UZ	2000000077	8/31/2012	14.33
88107000	CAP Move-CWIP	UZ	2000000077	8/31/2012	5.31
88107000	CAP Move-CWIP	UZ	2000000078	8/31/2012	132.64
88107000	CAP Move-CWIP	UZ	2000000078	8/31/2012	57.76
88107000	CAP Move-CWIP	UZ	2000000078	8/31/2012	16.15
88107000	CAP Move-CWIP	UZ	2000000078	8/31/2012	54.78
88107000	CAP Move-CWIP	UZ	2000000078	8/31/2012	124.14
88107000	CAP Move-CWIP	UZ	2000000079	8/31/2012	13.33
88107000	CAP Move-CWIP	UZ	2000000080	8/31/2012	82.58
88107000	CAP Move-CWIP	UZ	2000000080	8/31/2012	16.22
88107000	CAP Move-CWIP	UZ	2000000093	8/31/2012	319.43
88107000	CAP Move-CWIP	UZ	2000000093	8/31/2012	245.04
88107000	CAP Move-CWIP	UN	2000000113	8/31/2012	(179,906.61)
88107000	CAP Move-CWIP	UZ	2000000069	8/31/2012	26.28
88107000	CAP Move-CWIP	UZ	2000000069	8/31/2012	166.60
88107000	CAP Move-CWIP	UZ	2000000070	8/31/2012	5,270.49
88107000	CAP Move-CWIP	UZ	2000000070	8/31/2012	1,298.28
88107000	CAP Move-CWIP	UZ	2000000070	8/31/2012	100.51
88107000	CAP Move-CWIP	UZ	2000000070	8/31/2012	0.49
88107000	CAP Move-CWIP	UN	2000000071	8/31/2012	61,995.80

## Kentucky American Water Company

Case No. 2012-00520

Response to PSC DR1, Item 31

Account	Description	Doc Type	Document Number	Posting Date	Amount
88107000	CAP Move-CWIP	UZ	2000000077	8/31/2012	11.88
88107000	CAP Move-CWIP	UZ	2000000077	8/31/2012	40.09
88107000	CAP Move-CWIP	UZ	2000000077	8/31/2012	9.22
88107000	CAP Move-CWIP	UZ	2000000078	8/31/2012	95.58
88107000	CAP Move-CWIP	UZ	2000000078	8/31/2012	10.65
88107000	CAP Move-CWIP	UZ	2000000078	8/31/2012	2.43
88107000	CAP Move-CWIP	UZ	2000000078	8/31/2012	38.34
88107000	CAP Move-CWIP	UZ	2000000078	8/31/2012	206.31
88107000	CAP Move-CWIP	UZ	2000000078	8/31/2012	92.76
88107000	CAP Move-CWIP	UZ	2000000078	8/31/2012	12.14
88107000	CAP Move-CWIP	UZ	2000000080	8/31/2012	63.03
88107000	CAP Move-CWIP	UZ	2000000093	8/31/2012	119.94
88107000	CAP Move-CWIP	UZ	2000000093	8/31/2012	92.01
88107000	CAP Move-CWIP	UN	2000000113	8/31/2012	(69,652.83)
88107000	CAP Move-CWIP	UZ	2000000070	8/31/2012	20.03
88107000	CAP Move-CWIP	UZ	2000000070	8/31/2012	10.75
88107000	CAP Move-CWIP	UZ	2000000070	8/31/2012	6.58
88107000	CAP Move-CWIP	UZ	2000000070	8/31/2012	147.55
88107000	CAP Move-CWIP	UN	2000000071	8/31/2012	12,005.34
88107000	CAP Move-CWIP	UZ	2000000077	8/31/2012	9.26
88107000	CAP Move-CWIP	UZ	2000000077	8/31/2012	0.92
88107000	CAP Move-CWIP	UZ	2000000078	8/31/2012	1.21
88107000	CAP Move-CWIP	UZ	2000000078	8/31/2012	20.62
88107000	CAP Move-CWIP	UZ	2000000078	8/31/2012	1.19
88107000	CAP Move-CWIP	UZ	2000000078	8/31/2012	4.01
88107000	CAP Move-CWIP	UZ	2000000078	8/31/2012	6.30
88107000	CAP Move-CWIP	UZ	2000000078	8/31/2012	1.06
88107000	CAP Move-CWIP	UZ	2000000080	8/31/2012	0.25
88107000	CAP Move-CWIP	UZ	2000000080	8/31/2012	3.83
88107000	CAP Move-CWIP	UZ	2000000080	8/31/2012	9.56
88107000	CAP Move-CWIP	UZ	2000000093	8/31/2012	22.13
88107000	CAP Move-CWIP	UZ	2000000093	8/31/2012	16.98
88107000	CAP Move-CWIP	UN	2000000113	8/31/2012	(12,287.57)
88107000	CAP Move-CWIP	UZ	2000000069	8/31/2012	465.39
88107000	CAP Move-CWIP	UZ	2000000069	8/31/2012	32.40
88107000	CAP Move-CWIP	UZ	2000000070	8/31/2012	4.41
88107000	CAP Move-CWIP	UZ	2000000070	8/31/2012	59.12
88107000	CAP Move-CWIP	UZ	2000000070	8/31/2012	43.05
88107000	CAP Move-CWIP	UN	2000000071	8/31/2012	11,896.68
88107000	CAP Move-CWIP	UZ	2000000077	8/31/2012	25.21
88107000	CAP Move-CWIP	UZ	2000000077	8/31/2012	4.26
88107000	CAP Move-CWIP	UZ	2000000077	8/31/2012	15.34
88107000	CAP Move-CWIP	UZ	2000000077	8/31/2012	0.97
88107000	CAP Move-CWIP	UZ	2000000077	8/31/2012	16.03
88107000	CAP Move-CWIP	UZ	2000000078	8/31/2012	38.23
88107000	CAP Move-CWIP	UZ	2000000078	8/31/2012	4.86
88107000	CAP Move-CWIP	UZ	2000000078	8/31/2012	4.75
88107000	CAP Move-CWIP	UZ	2000000078	8/31/2012	82.53
88107000	CAP Move-CWIP	UZ	2000000078	8/31/2012	3.69
88107000	CAP Move-CWIP	UZ	2000000080	8/31/2012	37.11
88107000	CAP Move-CWIP	UZ	2000000092	8/31/2012	22.48
88107000	CAP Move-CWIP	UZ	2000000093	8/31/2012	17.24
88107000	CAP Move-CWIP	UN	2000000113	8/31/2012	(12,773.75)



## Kentucky American Water Company

Case No. 2012-00520

Response to PSC DR1, Item 31

Account	Description	Doc Type	Document Number	Posting Date	Amount
88107000	CAP Move-CWIP	UZ	2000000069	8/31/2012	183.66
88107000	CAP Move-CWIP	UZ	2000000069	8/31/2012	21.12
88107000	CAP Move-CWIP	UZ	2000000070	8/31/2012	9.40
88107000	CAP Move-CWIP	UZ	2000000070	8/31/2012	16.99
88107000	CAP Move-CWIP	UN	2000000071	8/31/2012	80,532.74
88107000	CAP Move-CWIP	UZ	2000000077	8/31/2012	1.21
88107000	CAP Move-CWIP	UZ	2000000077	8/31/2012	4.01
88107000	CAP Move-CWIP	UZ	2000000077	8/31/2012	3.83
88107000	CAP Move-CWIP	UZ	2000000078	8/31/2012	9.56
88107000	CAP Move-CWIP	UZ	2000000078	8/31/2012	9.26
88107000	CAP Move-CWIP	UZ	2000000078	8/31/2012	0.92
88107000	CAP Move-CWIP	UZ	2000000078	8/31/2012	1.06
88107000	CAP Move-CWIP	UZ	2000000078	8/31/2012	20.62
88107000	CAP Move-CWIP	UZ	2000000078	8/31/2012	1.19
88107000	CAP Move-CWIP	UZ	2000000080	8/31/2012	0.25
88107000	CAP Move-CWIP	UZ	2000000080	8/31/2012	6.30
88107000	CAP Move-CWIP	UZ	2000000092	8/31/2012	147.24
88107000	CAP Move-CWIP	UZ	2000000093	8/31/2012	112.95
88107000	CAP Move-CWIP	UN	2000000113	8/31/2012	(81,082.31)
88107000	CAP Move-CWIP	UZ	2000000069	8/31/2012	9.34
88107000	CAP Move-CWIP	UZ	2000000069	8/31/2012	1.55
88107000	CAP Move-CWIP	UZ	2000000070	8/31/2012	13.94
88107000	CAP Move-CWIP	UZ	2000000070	8/31/2012	177.82
88107000	CAP Move-CWIP	UZ	2000000070	8/31/2012	39.21
88107000	CAP Move-CWIP	UN	2000000071	8/31/2012	13,272.54
88107000	CAP Move-CWIP	UZ	2000000077	8/31/2012	24.10
88107000	CAP Move-CWIP	UZ	2000000077	8/31/2012	2.83
88107000	CAP Move-CWIP	UZ	2000000078	8/31/2012	0.05
88107000	CAP Move-CWIP	UZ	2000000078	8/31/2012	1.55
88107000	CAP Move-CWIP	UZ	2000000078	8/31/2012	(0.01)
88107000	CAP Move-CWIP	UZ	2000000078	8/31/2012	2.85
88107000	CAP Move-CWIP	UZ	2000000078	8/31/2012	4.24
88107000	CAP Move-CWIP	UZ	2000000080	8/31/2012	0.55
88107000	CAP Move-CWIP	UZ	2000000080	8/31/2012	4.89
88107000	CAP Move-CWIP	UZ	2000000080	8/31/2012	8.80
88107000	CAP Move-CWIP	UZ	2000000080	8/31/2012	28.52
88107000	CAP Move-CWIP	UZ	2000000092	8/31/2012	18.81
88107000	CAP Move-CWIP	UZ	2000000093	8/31/2012	24.51
88107000	CAP Move-CWIP	UN	2000000113	8/31/2012	(13,636.09)
88107000	CAP Move-CWIP	UZ	2000000069	8/31/2012	424.68
88107000	CAP Move-CWIP	UZ	2000000069	8/31/2012	33.44
88107000	CAP Move-CWIP	UZ	2000000069	8/31/2012	31.33
88107000	CAP Move-CWIP	UZ	2000000069	8/31/2012	1,050.41
88107000	CAP Move-CWIP	UZ	2000000070	8/31/2012	80.19
88107000	CAP Move-CWIP	UZ	2000000077	8/31/2012	19.09
88107000	CAP Move-CWIP	UZ	2000000077	8/31/2012	12.79
88107000	CAP Move-CWIP	UZ	2000000078	8/31/2012	3.34
88107000	CAP Move-CWIP	UZ	2000000078	8/31/2012	63.48
88107000	CAP Move-CWIP	UZ	2000000078	8/31/2012	3.79
88107000	CAP Move-CWIP	UZ	2000000078	8/31/2012	3.72
88107000	CAP Move-CWIP	UZ	2000000078	8/31/2012	28.82
88107000	CAP Move-CWIP	UZ	2000000078	8/31/2012	31.08
88107000	CAP Move-CWIP	UZ	2000000080	8/31/2012	13.76

## Kentucky American Water Company

Case No. 2012-00520

Response to PSC DR1, Item 31

Account	Description	Doc Type	Document Number	Posting Date	Amount
88107000	CAP Move-CWIP	UZ	2000000080	8/31/2012	1.36
88107000	CAP Move-CWIP	UZ	2000000080	8/31/2012	3.15
88107000	CAP Move-CWIP	UZ	2000000092	8/31/2012	171.90
88107000	CAP Move-CWIP	UZ	2000000093	8/31/2012	224.08
88107000	CAP Move-CWIP	UZ	2000000093	8/31/2012	2.42
88107000	CAP Move-CWIP	UZ	2000000093	8/31/2012	3.16
88107000	CAP Move-CWIP	UN	2000000113	8/31/2012	(5.58)
88107000	CAP Move-CWIP	UZ	2000000069	8/31/2012	2.66
88107000	CAP Move-CWIP	UZ	2000000069	8/31/2012	28.80
88107000	CAP Move-CWIP	UZ	2000000069	8/31/2012	2.31
88107000	CAP Move-CWIP	UZ	2000000070	8/31/2012	4.18
88107000	CAP Move-CWIP	UZ	2000000092	8/31/2012	29.43
88107000	CAP Move-CWIP	UZ	2000000093	8/31/2012	38.37
88107000	CAP Move-CWIP	UZ	2000000069	8/31/2012	14.44
88107000	CAP Move-CWIP	UZ	2000000069	8/31/2012	2.69
88107000	CAP Move-CWIP	UZ	2000000069	8/31/2012	8,218.69
88107000	CAP Move-CWIP	UZ	2000000070	8/31/2012	16.07
88107000	CAP Move-CWIP	UZ	2000000070	8/31/2012	174.78
88107000	CAP Move-CWIP	UZ	2000000077	8/31/2012	3.83
88107000	CAP Move-CWIP	UZ	2000000077	8/31/2012	1.21
88107000	CAP Move-CWIP	UZ	2000000077	8/31/2012	6.30
88107000	CAP Move-CWIP	UZ	2000000077	8/31/2012	4.01
88107000	CAP Move-CWIP	UZ	2000000078	8/31/2012	9.56
88107000	CAP Move-CWIP	UZ	2000000080	8/31/2012	1.19
88107000	CAP Move-CWIP	UZ	2000000080	8/31/2012	9.26
88107000	CAP Move-CWIP	UZ	2000000080	8/31/2012	0.92
88107000	CAP Move-CWIP	UZ	2000000080	8/31/2012	20.62
88107000	CAP Move-CWIP	UZ	2000000080	8/31/2012	0.25
88107000	CAP Move-CWIP	UZ	2000000080	8/31/2012	1.06
88107000	CAP Move-CWIP	UZ	2000000093	8/31/2012	49.48
88107000	CAP Move-CWIP	UZ	2000000093	8/31/2012	64.50
88107000	CAP Move-CWIP	UZ	2000000069	8/31/2012	16.08
88107000	CAP Move-CWIP	UZ	2000000069	8/31/2012	14.44
88107000	CAP Move-CWIP	UZ	2000000070	8/31/2012	174.78
88107000	CAP Move-CWIP	UZ	2000000070	8/31/2012	2.69
88107000	CAP Move-CWIP	UZ	2000000070	8/31/2012	10,341.48
88107000	CAP Move-CWIP	UZ	2000000077	8/31/2012	9.56
88107000	CAP Move-CWIP	UZ	2000000077	8/31/2012	3.83
88107000	CAP Move-CWIP	UZ	2000000077	8/31/2012	6.30
88107000	CAP Move-CWIP	UZ	2000000077	8/31/2012	9.26
88107000	CAP Move-CWIP	UZ	2000000077	8/31/2012	4.01
88107000	CAP Move-CWIP	UZ	2000000078	8/31/2012	1.19
88107000	CAP Move-CWIP	UZ	2000000078	8/31/2012	1.06
88107000	CAP Move-CWIP	UZ	2000000078	8/31/2012	1.21
88107000	CAP Move-CWIP	UZ	2000000078	8/31/2012	20.62
88107000	CAP Move-CWIP	UZ	2000000080	8/31/2012	0.92
88107000	CAP Move-CWIP	UZ	2000000080	8/31/2012	0.25
88107000	CAP Move-CWIP	UZ	2000000092	8/31/2012	67.88
88107000	CAP Move-CWIP	UZ	2000000093	8/31/2012	52.07
88107000	CAP Move-CWIP	UZ	2000000069	8/31/2012	0.34
88107000	CAP Move-CWIP	UZ	2000000069	8/31/2012	33.68
88107000	CAP Move-CWIP	UZ	2000000069	8/31/2012	95.46
88107000	CAP Move-CWIP	UZ	2000000070	8/31/2012	14,523.78

Kentucky American Water Company

Case No. 2012-00520

Response to PSC DR1, Item 31

Account	Description	Doc Type	Document Number	Posting Date	Amount
88107000	CAP Move-CWIP	UZ	2000000070	8/31/2012	434.23
88107000	CAP Move-CWIP	UZ	2000000070	8/31/2012	22.80
88107000	CAP Move-CWIP	UZ	2000000077	8/31/2012	28.68
88107000	CAP Move-CWIP	UZ	2000000077	8/31/2012	12.02
88107000	CAP Move-CWIP	UZ	2000000077	8/31/2012	18.91
88107000	CAP Move-CWIP	UZ	2000000077	8/31/2012	3.20
88107000	CAP Move-CWIP	UZ	2000000078	8/31/2012	3.63
88107000	CAP Move-CWIP	UZ	2000000078	8/31/2012	2.77
88107000	CAP Move-CWIP	UZ	2000000078	8/31/2012	61.89
88107000	CAP Move-CWIP	UZ	2000000078	8/31/2012	3.57
88107000	CAP Move-CWIP	UZ	2000000078	8/31/2012	0.73
88107000	CAP Move-CWIP	UZ	2000000078	8/31/2012	11.50
88107000	CAP Move-CWIP	UZ	2000000080	8/31/2012	27.80
88107000	CAP Move-CWIP	UZ	2000000092	8/31/2012	176.79
88107000	CAP Move-CWIP	UZ	2000000093	8/31/2012	230.46
88107000	CAP Move-CWIP	UZ	2000000069	8/31/2012	28.44
88107000	CAP Move-CWIP	UZ	2000000069	8/31/2012	14,752.35
88107000	CAP Move-CWIP	UZ	2000000070	8/31/2012	2.63
88107000	CAP Move-CWIP	UZ	2000000070	8/31/2012	0.44
88107000	CAP Move-CWIP	UZ	2000000070	8/31/2012	2.42
88107000	CAP Move-CWIP	UZ	2000000092	8/31/2012	133.97
88107000	CAP Move-CWIP	UZ	2000000092	8/31/2012	174.63
88107000	CAP Move-CWIP	UZ	2000000069	8/31/2012	129.42
88107000	CAP Move-CWIP	UZ	2000000069	8/31/2012	73.00
88107000	CAP Move-CWIP	UZ	2000000069	8/31/2012	430.57
88107000	CAP Move-CWIP	UZ	2000000070	8/31/2012	1,170.81
88107000	CAP Move-CWIP	UZ	2000000070	8/31/2012	33.53
88107000	CAP Move-CWIP	UZ	2000000077	8/31/2012	9.59
88107000	CAP Move-CWIP	UZ	2000000077	8/31/2012	8.30
88107000	CAP Move-CWIP	UZ	2000000077	8/31/2012	36.07
88107000	CAP Move-CWIP	UZ	2000000077	8/31/2012	83.47
88107000	CAP Move-CWIP	UZ	2000000077	8/31/2012	185.66
88107000	CAP Move-CWIP	UZ	2000000077	8/31/2012	56.73
88107000	CAP Move-CWIP	UZ	2000000078	8/31/2012	2.18
88107000	CAP Move-CWIP	UZ	2000000080	8/31/2012	10.70
88107000	CAP Move-CWIP	UZ	2000000080	8/31/2012	86.02
88107000	CAP Move-CWIP	UZ	2000000080	8/31/2012	10.93
88107000	CAP Move-CWIP	UZ	2000000080	8/31/2012	34.51
88107000	CAP Move-CWIP	UZ	2000000092	8/31/2012	69.82
88107000	CAP Move-CWIP	UZ	2000000092	8/31/2012	91.02
88107000	CAP Move-CWIP	UZ	2000000093	8/31/2012	0.16
88107000	CAP Move-CWIP	UZ	2000000093	8/31/2012	0.21
88107000	CAP Move-CWIP	UZ	2000000069	8/31/2012	149.42
88107000	CAP Move-CWIP	UZ	2000000070	8/31/2012	67.41
88107000	CAP Move-CWIP	UZ	2000000070	8/31/2012	69.82
88107000	CAP Move-CWIP	UZ	2000000070	8/31/2012	3,013.55
88107000	CAP Move-CWIP	UZ	2000000070	8/31/2012	1,126.61
88107000	CAP Move-CWIP	UZ	2000000077	8/31/2012	10.93
88107000	CAP Move-CWIP	UZ	2000000077	8/31/2012	83.47
88107000	CAP Move-CWIP	UZ	2000000077	8/31/2012	8.30
88107000	CAP Move-CWIP	UZ	2000000077	8/31/2012	185.66
88107000	CAP Move-CWIP	UZ	2000000078	8/31/2012	36.07
88107000	CAP Move-CWIP	UZ	2000000078	8/31/2012	9.59

## Kentucky American Water Company

Case No. 2012-00520

Response to PSC DR1, Item 31

Account	Description	Doc Type	Document Number	Posting Date	Amount
88107000	CAP Move-CWIP	UZ	2000000078	8/31/2012	10.70
88107000	CAP Move-CWIP	UZ	2000000078	8/31/2012	56.73
88107000	CAP Move-CWIP	UZ	2000000078	8/31/2012	34.51
88107000	CAP Move-CWIP	UZ	2000000078	8/31/2012	86.02
88107000	CAP Move-CWIP	UZ	2000000080	8/31/2012	2.18
88107000	CAP Move-CWIP	UZ	2000000093	8/31/2012	78.96
88107000	CAP Move-CWIP	UZ	2000000093	8/31/2012	102.94
88107000	CAP Move-CWIP	UZ	2000000092	8/31/2012	0.21
88107000	CAP Move-CWIP	UZ	2000000093	8/31/2012	0.16
88107000	CAP Move-CWIP	UZ	2000000069	8/31/2012	57.28
88107000	CAP Move-CWIP	UZ	2000000069	8/31/2012	445.19
88107000	CAP Move-CWIP	UZ	2000000069	8/31/2012	20,522.36
88107000	CAP Move-CWIP	UZ	2000000069	8/31/2012	13.93
88107000	CAP Move-CWIP	UZ	2000000069	8/31/2012	7.02
88107000	CAP Move-CWIP	UZ	2000000070	8/31/2012	25.80
88107000	CAP Move-CWIP	UZ	2000000077	8/31/2012	3.69
88107000	CAP Move-CWIP	UZ	2000000077	8/31/2012	16.03
88107000	CAP Move-CWIP	UZ	2000000077	8/31/2012	4.75
88107000	CAP Move-CWIP	UZ	2000000077	8/31/2012	4.86
88107000	CAP Move-CWIP	UZ	2000000078	8/31/2012	0.97
88107000	CAP Move-CWIP	UZ	2000000078	8/31/2012	82.53
88107000	CAP Move-CWIP	UZ	2000000078	8/31/2012	15.34
88107000	CAP Move-CWIP	UZ	2000000078	8/31/2012	4.26
88107000	CAP Move-CWIP	UZ	2000000078	8/31/2012	25.21
88107000	CAP Move-CWIP	UZ	2000000080	8/31/2012	38.23
88107000	CAP Move-CWIP	UZ	2000000080	8/31/2012	37.11
88107000	CAP Move-CWIP	UZ	2000000092	8/31/2012	126.78
88107000	CAP Move-CWIP	UZ	2000000093	8/31/2012	97.26
88107000	CAP Move-CWIP	UZ	2000000092	8/31/2012	0.02
88107000	CAP Move-CWIP	UZ	2000000093	8/31/2012	0.03
88107000	CAP Move-CWIP	UZ	2000000069	8/31/2012	501.91
88107000	CAP Move-CWIP	UZ	2000000069	8/31/2012	1,420.07
88107000	CAP Move-CWIP	UZ	2000000070	8/31/2012	1.02
88107000	CAP Move-CWIP	UZ	2000000070	8/31/2012	29.73
88107000	CAP Move-CWIP	UZ	2000000070	8/31/2012	18.66
88107000	CAP Move-CWIP	UZ	2000000070	8/31/2012	60.55
88107000	CAP Move-CWIP	UZ	2000000077	8/31/2012	4.75
88107000	CAP Move-CWIP	UZ	2000000077	8/31/2012	82.53
88107000	CAP Move-CWIP	UZ	2000000078	8/31/2012	3.69
88107000	CAP Move-CWIP	UZ	2000000078	8/31/2012	4.86
88107000	CAP Move-CWIP	UZ	2000000078	8/31/2012	38.23
88107000	CAP Move-CWIP	UZ	2000000078	8/31/2012	0.97
88107000	CAP Move-CWIP	UZ	2000000078	8/31/2012	37.11
88107000	CAP Move-CWIP	UZ	2000000078	8/31/2012	15.34
88107000	CAP Move-CWIP	UZ	2000000078	8/31/2012	25.21
88107000	CAP Move-CWIP	UZ	2000000078	8/31/2012	16.03
88107000	CAP Move-CWIP	UZ	2000000080	8/31/2012	4.26
88107000	CAP Move-CWIP	UZ	2000000093	8/31/2012	65.58
88107000	CAP Move-CWIP	UZ	2000000093	8/31/2012	50.31
88107000	CAP Move-CWIP	UZ	2000000093	8/31/2012	0.10
88107000	CAP Move-CWIP	UZ	2000000093	8/31/2012	0.08
88107000	CAP Move-CWIP	UZ	2000000069	8/31/2012	2,569.48
88107000	CAP Move-CWIP	UZ	2000000069	8/31/2012	29.14

Kentucky American Water Company

Case No. 2012-00520

Response to PSC DR1, Item 31

Account	Description	Doc Type	Document Number	Posting Date	Amount
88107000	CAP Move-CWIP	UZ	2000000070	8/31/2012	34.48
88107000	CAP Move-CWIP	UZ	2000000070	8/31/2012	52.59
88107000	CAP Move-CWIP	UZ	2000000070	8/31/2012	552.41
88107000	CAP Move-CWIP	UZ	2000000077	8/31/2012	3.69
88107000	CAP Move-CWIP	UZ	2000000078	8/31/2012	16.03
88107000	CAP Move-CWIP	UZ	2000000078	8/31/2012	4.26
88107000	CAP Move-CWIP	UZ	2000000078	8/31/2012	15.34
88107000	CAP Move-CWIP	UZ	2000000078	8/31/2012	25.21
88107000	CAP Move-CWIP	UZ	2000000078	8/31/2012	0.97
88107000	CAP Move-CWIP	UZ	2000000078	8/31/2012	82.53
88107000	CAP Move-CWIP	UZ	2000000078	8/31/2012	37.11
88107000	CAP Move-CWIP	UZ	2000000080	8/31/2012	38.23
88107000	CAP Move-CWIP	UZ	2000000080	8/31/2012	4.86
88107000	CAP Move-CWIP	UZ	2000000080	8/31/2012	4.75
88107000	CAP Move-CWIP	UZ	2000000092	8/31/2012	69.88
88107000	CAP Move-CWIP	UZ	2000000093	8/31/2012	53.60
88107000	CAP Move-CWIP	UZ	2000000092	8/31/2012	0.51
88107000	CAP Move-CWIP	UZ	2000000092	8/31/2012	0.39
88107000	CAP Move-CWIP	UZ	2000000069	8/31/2012	554.29
88107000	CAP Move-CWIP	UZ	2000000069	8/31/2012	34.62
88107000	CAP Move-CWIP	UZ	2000000069	8/31/2012	52.56
88107000	CAP Move-CWIP	UZ	2000000070	8/31/2012	2,569.48
88107000	CAP Move-CWIP	UZ	2000000070	8/31/2012	29.32
88107000	CAP Move-CWIP	UZ	2000000077	8/31/2012	82.53
88107000	CAP Move-CWIP	UZ	2000000077	8/31/2012	25.21
88107000	CAP Move-CWIP	UZ	2000000078	8/31/2012	4.86
88107000	CAP Move-CWIP	UZ	2000000078	8/31/2012	38.23
88107000	CAP Move-CWIP	UZ	2000000078	8/31/2012	4.26
88107000	CAP Move-CWIP	UZ	2000000078	8/31/2012	0.97
88107000	CAP Move-CWIP	UZ	2000000078	8/31/2012	3.69
88107000	CAP Move-CWIP	UZ	2000000078	8/31/2012	15.34
88107000	CAP Move-CWIP	UZ	2000000079	8/31/2012	16.03
88107000	CAP Move-CWIP	UZ	2000000080	8/31/2012	37.11
88107000	CAP Move-CWIP	UZ	2000000080	8/31/2012	4.75
88107000	CAP Move-CWIP	UZ	2000000092	8/31/2012	63.84
88107000	CAP Move-CWIP	UZ	2000000093	8/31/2012	48.98
88107000	CAP Move-CWIP	UZ	2000000092	8/31/2012	0.45
88107000	CAP Move-CWIP	UZ	2000000092	8/31/2012	0.59
88107000	CAP Move-CWIP	UZ	2000000069	8/31/2012	15,993.99
88107000	CAP Move-CWIP	UZ	2000000069	8/31/2012	898.09
88107000	CAP Move-CWIP	UZ	2000000070	8/31/2012	68.77
88107000	CAP Move-CWIP	UZ	2000000070	8/31/2012	7.52
88107000	CAP Move-CWIP	UZ	2000000070	8/31/2012	88.03
88107000	CAP Move-CWIP	UZ	2000000070	8/31/2012	51.80
88107000	CAP Move-CWIP	UZ	2000000077	8/31/2012	144.40
88107000	CAP Move-CWIP	UZ	2000000077	8/31/2012	64.92
88107000	CAP Move-CWIP	UZ	2000000077	8/31/2012	7.44
88107000	CAP Move-CWIP	UZ	2000000077	8/31/2012	8.51
88107000	CAP Move-CWIP	UZ	2000000077	8/31/2012	6.46
88107000	CAP Move-CWIP	UZ	2000000078	8/31/2012	1.70
88107000	CAP Move-CWIP	UZ	2000000078	8/31/2012	28.06
88107000	CAP Move-CWIP	UZ	2000000078	8/31/2012	26.84
88107000	CAP Move-CWIP	UZ	2000000078	8/31/2012	44.12

## Kentucky American Water Company

Case No. 2012-00520

Response to PSC DR1, Item 31

Account	Description	Doc Type	Document Number	Posting Date	Amount
88107000	CAP Move-CWIP	UZ	2000000078	8/31/2012	8.32
88107000	CAP Move-CWIP	UZ	2000000078	8/31/2012	66.90
88107000	CAP Move-CWIP	UZ	2000000092	8/31/2012	457.94
88107000	CAP Move-CWIP	UZ	2000000093	8/31/2012	351.30
88107000	CAP Move-CWIP	UZ	2000000069	8/31/2012	53.08
88107000	CAP Move-CWIP	UZ	2000000069	8/31/2012	88.93
88107000	CAP Move-CWIP	UZ	2000000070	8/31/2012	11,299.88
88107000	CAP Move-CWIP	UZ	2000000070	8/31/2012	914.21
88107000	CAP Move-CWIP	UZ	2000000070	8/31/2012	70.30
88107000	CAP Move-CWIP	UZ	2000000078	8/31/2012	6.46
88107000	CAP Move-CWIP	UZ	2000000078	8/31/2012	26.84
88107000	CAP Move-CWIP	UZ	2000000078	8/31/2012	64.92
88107000	CAP Move-CWIP	UZ	2000000078	8/31/2012	144.40
88107000	CAP Move-CWIP	UZ	2000000078	8/31/2012	44.12
88107000	CAP Move-CWIP	UZ	2000000078	8/31/2012	66.90
88107000	CAP Move-CWIP	UZ	2000000078	8/31/2012	7.44
88107000	CAP Move-CWIP	UZ	2000000078	8/31/2012	8.51
88107000	CAP Move-CWIP	UZ	2000000078	8/31/2012	28.06
88107000	CAP Move-CWIP	UZ	2000000078	8/31/2012	8.32
88107000	CAP Move-CWIP	UZ	2000000080	8/31/2012	1.70
88107000	CAP Move-CWIP	UZ	2000000092	8/31/2012	283.14
88107000	CAP Move-CWIP	UZ	2000000093	8/31/2012	217.21
88107000	CAP Move-CWIP	UZ	2000000093	8/31/2012	45.62
88107000	CAP Move-CWIP	UZ	2000000093	8/31/2012	34.99
88107000	CAP Move-CWIP	UZ	2000000092	8/31/2012	34.99
88107000	CAP Move-CWIP	UZ	2000000092	8/31/2012	45.62
88107000	CAP Move-CWIP	UZ	2000000093	8/31/2012	0.01
88107000	CAP Move-CWIP	UZ	2000000069	8/31/2012	17.61
88107000	CAP Move-CWIP	UZ	2000000069	8/31/2012	171.78
88107000	CAP Move-CWIP	UZ	2000000069	8/31/2012	1,038.76
88107000	CAP Move-CWIP	UZ	2000000069	8/31/2012	7,191.33
88107000	CAP Move-CWIP	UZ	2000000070	8/31/2012	1,208.70
88107000	CAP Move-CWIP	UZ	2000000070	8/31/2012	543.83
88107000	CAP Move-CWIP	UZ	2000000077	8/31/2012	50.73
88107000	CAP Move-CWIP	UZ	2000000077	8/31/2012	13.32
88107000	CAP Move-CWIP	UZ	2000000078	8/31/2012	210.88
88107000	CAP Move-CWIP	UZ	2000000078	8/31/2012	1,134.66
88107000	CAP Move-CWIP	UZ	2000000078	8/31/2012	525.70
88107000	CAP Move-CWIP	UZ	2000000078	8/31/2012	65.35
88107000	CAP Move-CWIP	UZ	2000000078	8/31/2012	220.44
88107000	CAP Move-CWIP	UZ	2000000078	8/31/2012	58.56
88107000	CAP Move-CWIP	UZ	2000000080	8/31/2012	66.77
88107000	CAP Move-CWIP	UZ	2000000080	8/31/2012	510.17
88107000	CAP Move-CWIP	UZ	2000000080	8/31/2012	346.69
88107000	CAP Move-CWIP	UZ	2000000092	8/31/2012	292.12
88107000	CAP Move-CWIP	UZ	2000000093	8/31/2012	380.80
88107000	CAP Move-CWIP	UZ	2000000093	8/31/2012	0.11
88107000	CAP Move-CWIP	UZ	2000000093	8/31/2012	0.15
88107000	CAP Move-CWIP	UZ	2000000069	8/31/2012	5.99
88107000	CAP Move-CWIP	UZ	2000000069	8/31/2012	517.71
88107000	CAP Move-CWIP	UZ	2000000069	8/31/2012	4,675.53
88107000	CAP Move-CWIP	UZ	2000000070	8/31/2012	278.99
88107000	CAP Move-CWIP	UZ	2000000070	8/31/2012	4,315.71

Kentucky American Water Company

Case No. 2012-00520

Response to PSC DR1, Item 31

Account	Description	Doc Type	Document Number	Posting Date	Amount
88107000	CAP Move-CWIP	UZ	2000000070	8/31/2012	177.07
88107000	CAP Move-CWIP	UZ	2000000077	8/31/2012	148.31
88107000	CAP Move-CWIP	UZ	2000000077	8/31/2012	43.96
88107000	CAP Move-CWIP	UZ	2000000077	8/31/2012	343.19
88107000	CAP Move-CWIP	UZ	2000000077	8/31/2012	763.31
88107000	CAP Move-CWIP	UZ	2000000077	8/31/2012	44.93
88107000	CAP Move-CWIP	UZ	2000000077	8/31/2012	233.23
88107000	CAP Move-CWIP	UZ	2000000078	8/31/2012	34.12
88107000	CAP Move-CWIP	UZ	2000000078	8/31/2012	141.87
88107000	CAP Move-CWIP	UZ	2000000080	8/31/2012	353.65
88107000	CAP Move-CWIP	UZ	2000000080	8/31/2012	8.97
88107000	CAP Move-CWIP	UZ	2000000080	8/31/2012	39.39
88107000	CAP Move-CWIP	UZ	2000000092	8/31/2012	325.34
88107000	CAP Move-CWIP	UZ	2000000093	8/31/2012	249.57
88107000	CAP Move-CWIP	UZ	2000000069	8/31/2012	71.85
88107000	CAP Move-CWIP	UZ	2000000069	8/31/2012	128.71
88107000	CAP Move-CWIP	UZ	2000000069	8/31/2012	47.77
88107000	CAP Move-CWIP	UZ	2000000070	8/31/2012	1,019.38
88107000	CAP Move-CWIP	UZ	2000000077	8/31/2012	9.51
88107000	CAP Move-CWIP	UZ	2000000077	8/31/2012	8.51
88107000	CAP Move-CWIP	UZ	2000000077	8/31/2012	30.67
88107000	CAP Move-CWIP	UZ	2000000077	8/31/2012	7.38
88107000	CAP Move-CWIP	UZ	2000000077	8/31/2012	76.47
88107000	CAP Move-CWIP	UZ	2000000077	8/31/2012	9.70
88107000	CAP Move-CWIP	UZ	2000000078	8/31/2012	165.03
88107000	CAP Move-CWIP	UZ	2000000080	8/31/2012	1.93
88107000	CAP Move-CWIP	UZ	2000000080	8/31/2012	74.20
88107000	CAP Move-CWIP	UZ	2000000080	8/31/2012	32.06
88107000	CAP Move-CWIP	UZ	2000000080	8/31/2012	50.43
88107000	CAP Move-CWIP	UZ	2000000092	8/31/2012	49.90
88107000	CAP Move-CWIP	UZ	2000000092	8/31/2012	65.05
88107000	CAP Move-CWIP	UZ	2000000070	8/31/2012	134.57
88107000	CAP Move-CWIP	UZ	2000000093	8/31/2012	1.24
88107000	CAP Move-CWIP	UZ	2000000093	8/31/2012	0.95
88107000	CAP Move-CWIP	UN	2000000113	8/31/2012	(136.76)
88107000	CAP Move-CWIP	UZ	2000000069	8/31/2012	134.57
88107000	CAP Move-CWIP	UZ	2000000093	8/31/2012	1.28
88107000	CAP Move-CWIP	UZ	2000000093	8/31/2012	0.98
88107000	CAP Move-CWIP	UN	2000000113	8/31/2012	(136.83)
88107000	CAP Move-CWIP	UZ	2000000070	8/31/2012	134.57
88107000	CAP Move-CWIP	UZ	2000000092	8/31/2012	1.00
88107000	CAP Move-CWIP	UZ	2000000093	8/31/2012	1.31
88107000	CAP Move-CWIP	UN	2000000113	8/31/2012	(136.88)
88107000	CAP Move-CWIP	UZ	2000000069	8/31/2012	40.16
88107000	CAP Move-CWIP	UZ	2000000093	8/31/2012	6.75
88107000	CAP Move-CWIP	UZ	2000000093	8/31/2012	5.18
88107000	CAP Move-CWIP	UN	2000000113	8/31/2012	(52.09)
88107000	CAP Move-CWIP	UZ	2000000069	8/31/2012	40.16
88107000	CAP Move-CWIP	UZ	2000000092	8/31/2012	5.18
88107000	CAP Move-CWIP	UZ	2000000093	8/31/2012	6.75
88107000	CAP Move-CWIP	UN	2000000113	8/31/2012	(52.09)
88107000	CAP Move-CWIP	UZ	2000000069	8/31/2012	40.16
88107000	CAP Move-CWIP	UZ	2000000093	8/31/2012	5.18

## Kentucky American Water Company

Case No. 2012-00520

Response to PSC DR1, Item 31

Account	Description	Doc Type	Document Number	Posting Date	Amount
88107000	CAP Move-CWIP	UZ	2000000093	8/31/2012	6.75
88107000	CAP Move-CWIP	UN	2000000113	8/31/2012	(52.09)
88107000	CAP Move-CWIP	UN	2000000071	8/31/2012	663.33
88107000	CAP Move-CWIP	UZ	2000000093	8/31/2012	1.21
88107000	CAP Move-CWIP	UZ	2000000093	8/31/2012	0.93
88107000	CAP Move-CWIP	UN	2000000113	8/31/2012	(665.47)
88107000	CAP Move-CWIP	UZ	2000000069	8/31/2012	489.66
88107000	CAP Move-CWIP	UZ	2000000092	8/31/2012	11.23
88107000	CAP Move-CWIP	UZ	2000000093	8/31/2012	8.61
88107000	CAP Move-CWIP	UN	2000000113	8/31/2012	(509.50)
88107000	CAP Move-CWIP	UN	2000000071	8/31/2012	27.19
88107000	CAP Move-CWIP	UZ	2000000092	8/31/2012	0.04
88107000	CAP Move-CWIP	UZ	2000000093	8/31/2012	0.05
88107000	CAP Move-CWIP	UN	2000000113	8/31/2012	(27.28)
88107000	CAP Move-CWIP	UZ	2000000069	8/31/2012	30.63
88107000	CAP Move-CWIP	UZ	2000000069	8/31/2012	36.52
88107000	CAP Move-CWIP	UZ	2000000069	8/31/2012	394.83
88107000	CAP Move-CWIP	UZ	2000000069	8/31/2012	57.75
88107000	CAP Move-CWIP	UN	2000000071	8/31/2012	141.45
88107000	CAP Move-CWIP	UZ	2000000077	8/31/2012	621.36
88107000	CAP Move-CWIP	UZ	2000000078	8/31/2012	79.36
88107000	CAP Move-CWIP	UZ	2000000078	8/31/2012	7.28
88107000	CAP Move-CWIP	UZ	2000000078	8/31/2012	27.44
88107000	CAP Move-CWIP	UZ	2000000078	8/31/2012	3.21
88107000	CAP Move-CWIP	UZ	2000000078	8/31/2012	23.21
88107000	CAP Move-CWIP	UZ	2000000080	8/31/2012	3.78
88107000	CAP Move-CWIP	UZ	2000000080	8/31/2012	360.09
88107000	CAP Move-CWIP	UZ	2000000080	8/31/2012	6.64
88107000	CAP Move-CWIP	UZ	2000000080	8/31/2012	6.51
88107000	CAP Move-CWIP	UZ	2000000080	8/31/2012	13.53
88107000	CAP Move-CWIP	UZ	2000000092	8/31/2012	1.78
88107000	CAP Move-CWIP	UZ	2000000092	8/31/2012	1.37
88107000	CAP Move-CWIP	UN	2000000113	8/31/2012	(1,816.74)
88107000	CAP Move-CWIP	UN	2000000071	8/31/2012	233.37
88107000	CAP Move-CWIP	UZ	2000000092	8/31/2012	0.43
88107000	CAP Move-CWIP	UZ	2000000093	8/31/2012	0.33
88107000	CAP Move-CWIP	UN	2000000113	8/31/2012	(234.13)
88107000	CAP Move-CWIP	UZ	2000000093	8/31/2012	16.35
88107000	CAP Move-CWIP	UZ	2000000093	8/31/2012	21.31
88107000	CAP Move-CWIP	UZ	2000000069	8/31/2012	201.85
88107000	CAP Move-CWIP	UZ	2000000092	8/31/2012	3.83
88107000	CAP Move-CWIP	UZ	2000000093	8/31/2012	2.94
88107000	CAP Move-CWIP	UZ	2000000070	8/31/2012	201.85
88107000	CAP Move-CWIP	UZ	2000000092	8/31/2012	3.83
88107000	CAP Move-CWIP	UZ	2000000092	8/31/2012	2.94
88107000	CAP Move-CWIP	UZ	2000000092	8/31/2012	16.34
88107000	CAP Move-CWIP	UZ	2000000093	8/31/2012	21.31
88107000	CAP Move-CWIP	UZ	2000000093	8/31/2012	11.94
88107000	CAP Move-CWIP	UZ	2000000093	8/31/2012	9.16
88107000	CAP Move-CWIP	UN	2000000113	8/31/2012	(21.10)
88107000	CAP Move-CWIP	UZ	2000000092	8/31/2012	11.94
88107000	CAP Move-CWIP	UZ	2000000093	8/31/2012	9.16
88107000	CAP Move-CWIP	UN	2000000113	8/31/2012	(21.10)



## Kentucky American Water Company

Case No. 2012-00520

Response to PSC DR1, Item 31

Account	Description	Doc Type	Document Number	Posting Date	Amount
88107000	CAP Move-CWIP	UZ	2000000092	8/31/2012	11.94
88107000	CAP Move-CWIP	UZ	2000000092	8/31/2012	9.16
88107000	CAP Move-CWIP	UN	2000000113	8/31/2012	(21.10)
88107000	CAP Move-CWIP	UZ	2000000093	8/31/2012	35.81
88107000	CAP Move-CWIP	UZ	2000000093	8/31/2012	27.47
88107000	CAP Move-CWIP	UZ	2000000092	8/31/2012	35.81
88107000	CAP Move-CWIP	UZ	2000000093	8/31/2012	27.47
88107000	CAP Move-CWIP	UZ	2000000092	8/31/2012	4.38
88107000	CAP Move-CWIP	UZ	2000000092	8/31/2012	5.71
88107000	CAP Move-CWIP	UN	2000000113	8/31/2012	(10.09)
88107000	CAP Move-CWIP	UZ	2000000093	8/31/2012	4.38
88107000	CAP Move-CWIP	UZ	2000000093	8/31/2012	5.71
88107000	CAP Move-CWIP	UN	2000000113	8/31/2012	(10.09)
88107000	CAP Move-CWIP	UZ	2000000092	8/31/2012	4.38
88107000	CAP Move-CWIP	UZ	2000000093	8/31/2012	5.71
88107000	CAP Move-CWIP	UN	2000000113	8/31/2012	(10.09)
88107000	CAP Move-CWIP	UZ	2000000092	8/31/2012	17.09
88107000	CAP Move-CWIP	UZ	2000000093	8/31/2012	13.11
88107000	CAP Move-CWIP	UZ	2000000092	8/31/2012	17.09
88107000	CAP Move-CWIP	UZ	2000000093	8/31/2012	13.11
88107000	CAP Move-CWIP	UZ	2000000069	8/31/2012	107.66
88107000	CAP Move-CWIP	UZ	2000000092	8/31/2012	3.27
88107000	CAP Move-CWIP	UZ	2000000093	8/31/2012	2.51
88107000	CAP Move-CWIP	UZ	2000000093	8/31/2012	0.01
88107000	CAP Move-CWIP	UZ	2000000093	8/31/2012	11.24
88107000	CAP Move-CWIP	UZ	2000000093	8/31/2012	8.62
88107000	CAP Move-CWIP	UN	2000000113	8/31/2012	(19.86)
88107000	CAP Move-CWIP	UN	2000000071	8/31/2012	5,391.86
88107000	CAP Move-CWIP	UZ	2000000092	8/31/2012	9.84
88107000	CAP Move-CWIP	UZ	2000000093	8/31/2012	7.55
88107000	CAP Move-CWIP	UN	2000000113	8/31/2012	(5,409.25)
88107000	CAP Move-CWIP	UZ	2000000093	8/31/2012	6.85
88107000	CAP Move-CWIP	UZ	2000000093	8/31/2012	8.93
88107000	CAP Move-CWIP	UN	2000000113	8/31/2012	(15.78)
88107000	CAP Move-CWIP	UZ	2000000092	8/31/2012	6.85
88107000	CAP Move-CWIP	UZ	2000000093	8/31/2012	8.93
88107000	CAP Move-CWIP	UN	2000000113	8/31/2012	(15.78)
88107000	CAP Move-CWIP	UZ	2000000092	8/31/2012	26.80
88107000	CAP Move-CWIP	UZ	2000000093	8/31/2012	20.56
88107000	CAP Move-CWIP	UZ	2000000092	8/31/2012	26.80
88107000	CAP Move-CWIP	UZ	2000000093	8/31/2012	20.56
88107000	CAP Move-CWIP	UZ	2000000093	8/31/2012	8.93
88107000	CAP Move-CWIP	UZ	2000000093	8/31/2012	6.85
88107000	CAP Move-CWIP	UN	2000000113	8/31/2012	(15.78)
88107000	CAP Move-CWIP	UZ	2000000069	8/31/2012	28.16
88107000	CAP Move-CWIP	UZ	2000000069	8/31/2012	406.37
88107000	CAP Move-CWIP	UZ	2000000069	8/31/2012	30.73
88107000	CAP Move-CWIP	UZ	2000000069	8/31/2012	25.04
88107000	CAP Move-CWIP	UZ	2000000077	8/31/2012	18.91
88107000	CAP Move-CWIP	UZ	2000000077	8/31/2012	2.77
88107000	CAP Move-CWIP	UZ	2000000077	8/31/2012	11.50
88107000	CAP Move-CWIP	UZ	2000000077	8/31/2012	3.63
88107000	CAP Move-CWIP	UZ	2000000077	8/31/2012	12.02

## Kentucky American Water Company

Case No. 2012-00520

Response to PSC DR1, Item 31

Account	Description	Doc Type	Document Number	Posting Date	Amount
88107000	CAP Move-CWIP	UZ	2000000078	8/31/2012	61.89
88107000	CAP Move-CWIP	UZ	2000000080	8/31/2012	3.20
88107000	CAP Move-CWIP	UZ	2000000080	8/31/2012	27.80
88107000	CAP Move-CWIP	UZ	2000000080	8/31/2012	28.68
88107000	CAP Move-CWIP	UZ	2000000080	8/31/2012	0.73
88107000	CAP Move-CWIP	UZ	2000000080	8/31/2012	3.57
88107000	CAP Move-CWIP	UZ	2000000093	8/31/2012	0.61
88107000	CAP Move-CWIP	UZ	2000000093	8/31/2012	0.47
88107000	CAP Move-CWIP	UN	2000000113	8/31/2012	(666.08)
88107000	CAP Move-CWIP	UZ	2000000069	8/31/2012	36.09
88107000	CAP Move-CWIP	UZ	2000000069	8/31/2012	726.83
88107000	CAP Move-CWIP	UZ	2000000070	8/31/2012	56.35
88107000	CAP Move-CWIP	UZ	2000000070	8/31/2012	74.18
88107000	CAP Move-CWIP	UZ	2000000070	8/31/2012	6,336.92
88107000	CAP Move-CWIP	UZ	2000000077	8/31/2012	23.01
88107000	CAP Move-CWIP	UZ	2000000077	8/31/2012	7.29
88107000	CAP Move-CWIP	UZ	2000000077	8/31/2012	55.65
88107000	CAP Move-CWIP	UZ	2000000077	8/31/2012	6.40
88107000	CAP Move-CWIP	UZ	2000000077	8/31/2012	1.45
88107000	CAP Move-CWIP	UZ	2000000077	8/31/2012	37.82
88107000	CAP Move-CWIP	UZ	2000000077	8/31/2012	57.35
88107000	CAP Move-CWIP	UZ	2000000078	8/31/2012	24.05
88107000	CAP Move-CWIP	UZ	2000000078	8/31/2012	123.78
88107000	CAP Move-CWIP	UZ	2000000078	8/31/2012	7.13
88107000	CAP Move-CWIP	UZ	2000000080	8/31/2012	5.53
88107000	CAP Move-CWIP	UZ	2000000092	8/31/2012	5.31
88107000	CAP Move-CWIP	UZ	2000000093	8/31/2012	6.92
88107000	CAP Move-CWIP	UN	2000000113	8/31/2012	(7,592.06)
88107000	CAP Move-CWIP	UZ	2000000069	8/31/2012	28.47
88107000	CAP Move-CWIP	UZ	2000000069	8/31/2012	13.35
88107000	CAP Move-CWIP	UZ	2000000069	8/31/2012	390.02
88107000	CAP Move-CWIP	UZ	2000000069	8/31/2012	432.70
88107000	CAP Move-CWIP	UZ	2000000070	8/31/2012	57.56
88107000	CAP Move-CWIP	UZ	2000000077	8/31/2012	27.80
88107000	CAP Move-CWIP	UZ	2000000078	8/31/2012	12.02
88107000	CAP Move-CWIP	UZ	2000000078	8/31/2012	11.50
88107000	CAP Move-CWIP	UZ	2000000078	8/31/2012	18.91
88107000	CAP Move-CWIP	UZ	2000000078	8/31/2012	28.68
88107000	CAP Move-CWIP	UZ	2000000078	8/31/2012	3.63
88107000	CAP Move-CWIP	UZ	2000000078	8/31/2012	3.57
88107000	CAP Move-CWIP	UZ	2000000078	8/31/2012	61.89
88107000	CAP Move-CWIP	UZ	2000000078	8/31/2012	2.77
88107000	CAP Move-CWIP	UZ	2000000078	8/31/2012	0.73
88107000	CAP Move-CWIP	UZ	2000000080	8/31/2012	3.20
88107000	CAP Move-CWIP	UZ	2000000093	8/31/2012	1.00
88107000	CAP Move-CWIP	UZ	2000000093	8/31/2012	0.77
88107000	CAP Move-CWIP	UN	2000000113	8/31/2012	(1,098.57)
88107000	CAP Move-CWIP	UZ	2000000069	8/31/2012	16.19
88107000	CAP Move-CWIP	UZ	2000000069	8/31/2012	5.65
88107000	CAP Move-CWIP	UZ	2000000069	8/31/2012	153.34
88107000	CAP Move-CWIP	UZ	2000000069	8/31/2012	3.96
88107000	CAP Move-CWIP	UZ	2000000070	8/31/2012	5,561.23
88107000	CAP Move-CWIP	UZ	2000000077	8/31/2012	6.30

## Kentucky American Water Company

Case No. 2012-00520

Response to PSC DR1, Item 31

Account	Description	Doc Type	Document Number	Posting Date	Amount
88107000	CAP Move-CWIP	UZ	2000000077	8/31/2012	20.62
88107000	CAP Move-CWIP	UZ	2000000077	8/31/2012	3.83
88107000	CAP Move-CWIP	UZ	2000000078	8/31/2012	4.01
88107000	CAP Move-CWIP	UZ	2000000078	8/31/2012	0.92
88107000	CAP Move-CWIP	UZ	2000000078	8/31/2012	9.56
88107000	CAP Move-CWIP	UZ	2000000078	8/31/2012	1.06
88107000	CAP Move-CWIP	UZ	2000000078	8/31/2012	9.26
88107000	CAP Move-CWIP	UZ	2000000080	8/31/2012	1.21
88107000	CAP Move-CWIP	UZ	2000000080	8/31/2012	1.19
88107000	CAP Move-CWIP	UZ	2000000080	8/31/2012	0.25
88107000	CAP Move-CWIP	UZ	2000000093	8/31/2012	4.06
88107000	CAP Move-CWIP	UZ	2000000093	8/31/2012	5.29
88107000	CAP Move-CWIP	UN	2000000113	8/31/2012	(5,807.93)
88107000	CAP Move-CWIP	UZ	2000000069	8/31/2012	326.35
88107000	CAP Move-CWIP	UZ	2000000069	8/31/2012	23.57
88107000	CAP Move-CWIP	UZ	2000000070	8/31/2012	19.43
88107000	CAP Move-CWIP	UZ	2000000070	8/31/2012	254.48
88107000	CAP Move-CWIP	UZ	2000000070	8/31/2012	32.70
88107000	CAP Move-CWIP	UZ	2000000077	8/31/2012	28.68
88107000	CAP Move-CWIP	UZ	2000000077	8/31/2012	3.20
88107000	CAP Move-CWIP	UZ	2000000077	8/31/2012	0.73
88107000	CAP Move-CWIP	UZ	2000000077	8/31/2012	61.89
88107000	CAP Move-CWIP	UZ	2000000078	8/31/2012	3.57
88107000	CAP Move-CWIP	UZ	2000000078	8/31/2012	27.80
88107000	CAP Move-CWIP	UZ	2000000080	8/31/2012	2.77
88107000	CAP Move-CWIP	UZ	2000000080	8/31/2012	18.91
88107000	CAP Move-CWIP	UZ	2000000080	8/31/2012	12.02
88107000	CAP Move-CWIP	UZ	2000000080	8/31/2012	3.63
88107000	CAP Move-CWIP	UZ	2000000080	8/31/2012	11.50
88107000	CAP Move-CWIP	UZ	2000000092	8/31/2012	0.58
88107000	CAP Move-CWIP	UZ	2000000093	8/31/2012	0.76
88107000	CAP Move-CWIP	UN	2000000113	8/31/2012	(832.57)
88107000	CAP Move-CWIP	UZ	2000000069	8/31/2012	254.48
88107000	CAP Move-CWIP	UZ	2000000069	8/31/2012	23.45
88107000	CAP Move-CWIP	UZ	2000000070	8/31/2012	32.70
88107000	CAP Move-CWIP	UZ	2000000070	8/31/2012	19.27
88107000	CAP Move-CWIP	UZ	2000000070	8/31/2012	324.47
88107000	CAP Move-CWIP	UZ	2000000077	8/31/2012	28.68
88107000	CAP Move-CWIP	UZ	2000000077	8/31/2012	11.50
88107000	CAP Move-CWIP	UZ	2000000077	8/31/2012	2.77
88107000	CAP Move-CWIP	UZ	2000000077	8/31/2012	27.80
88107000	CAP Move-CWIP	UZ	2000000078	8/31/2012	12.02
88107000	CAP Move-CWIP	UZ	2000000078	8/31/2012	61.89
88107000	CAP Move-CWIP	UZ	2000000078	8/31/2012	3.57
88107000	CAP Move-CWIP	UZ	2000000080	8/31/2012	0.73
88107000	CAP Move-CWIP	UZ	2000000080	8/31/2012	3.20
88107000	CAP Move-CWIP	UZ	2000000080	8/31/2012	3.63
88107000	CAP Move-CWIP	UZ	2000000080	8/31/2012	18.91
88107000	CAP Move-CWIP	UZ	2000000093	8/31/2012	0.76
88107000	CAP Move-CWIP	UZ	2000000093	8/31/2012	0.58
88107000	CAP Move-CWIP	UN	2000000113	8/31/2012	(830.41)
88107000	CAP Move-CWIP	UZ	2000000069	8/31/2012	254.48
88107000	CAP Move-CWIP	UZ	2000000070	8/31/2012	20.54

## Kentucky American Water Company

Case No. 2012-00520

Response to PSC DR1, Item 31

Account	Description	Doc Type	Document Number	Posting Date	Amount
88107000	CAP Move-CWIP	UZ	2000000070	8/31/2012	338.28
88107000	CAP Move-CWIP	UZ	2000000070	8/31/2012	35.05
88107000	CAP Move-CWIP	UZ	2000000070	8/31/2012	24.44
88107000	CAP Move-CWIP	UZ	2000000077	8/31/2012	28.68
88107000	CAP Move-CWIP	UZ	2000000077	8/31/2012	3.57
88107000	CAP Move-CWIP	UZ	2000000077	8/31/2012	2.77
88107000	CAP Move-CWIP	UZ	2000000077	8/31/2012	3.20
88107000	CAP Move-CWIP	UZ	2000000077	8/31/2012	61.89
88107000	CAP Move-CWIP	UZ	2000000077	8/31/2012	18.91
88107000	CAP Move-CWIP	UZ	2000000077	8/31/2012	12.02
88107000	CAP Move-CWIP	UZ	2000000078	8/31/2012	27.80
88107000	CAP Move-CWIP	UZ	2000000078	8/31/2012	0.73
88107000	CAP Move-CWIP	UZ	2000000078	8/31/2012	11.50
88107000	CAP Move-CWIP	UZ	2000000080	8/31/2012	3.63
88107000	CAP Move-CWIP	UZ	2000000093	8/31/2012	0.59
88107000	CAP Move-CWIP	UZ	2000000093	8/31/2012	0.77
88107000	CAP Move-CWIP	UN	2000000113	8/31/2012	(848.85)
88107000	CAP Move-CWIP	UZ	2000000069	8/31/2012	86.13
88107000	CAP Move-CWIP	UZ	2000000069	8/31/2012	368.12
88107000	CAP Move-CWIP	UZ	2000000070	8/31/2012	33,992.37
88107000	CAP Move-CWIP	UZ	2000000070	8/31/2012	29.33
88107000	CAP Move-CWIP	UZ	2000000070	8/31/2012	9.13
88107000	CAP Move-CWIP	UZ	2000000077	8/31/2012	61.89
88107000	CAP Move-CWIP	UZ	2000000078	8/31/2012	3.20
88107000	CAP Move-CWIP	UZ	2000000078	8/31/2012	27.80
88107000	CAP Move-CWIP	UZ	2000000078	8/31/2012	18.91
88107000	CAP Move-CWIP	UZ	2000000078	8/31/2012	12.02
88107000	CAP Move-CWIP	UZ	2000000078	8/31/2012	3.57
88107000	CAP Move-CWIP	UZ	2000000078	8/31/2012	0.73
88107000	CAP Move-CWIP	UZ	2000000078	8/31/2012	28.68
88107000	CAP Move-CWIP	UZ	2000000080	8/31/2012	2.77
88107000	CAP Move-CWIP	UZ	2000000080	8/31/2012	3.63
88107000	CAP Move-CWIP	UZ	2000000080	8/31/2012	11.50
88107000	CAP Move-CWIP	UZ	2000000093	8/31/2012	31.63
88107000	CAP Move-CWIP	UZ	2000000093	8/31/2012	24.26
88107000	CAP Move-CWIP	UN	2000000113	8/31/2012	(34,715.67)
88107000	CAP Move-CWIP	UZ	2000000069	8/31/2012	181.54
88107000	CAP Move-CWIP	UZ	2000000069	8/31/2012	70.48
88107000	CAP Move-CWIP	UZ	2000000070	8/31/2012	44,807.21
88107000	CAP Move-CWIP	UZ	2000000070	8/31/2012	909.88
88107000	CAP Move-CWIP	UZ	2000000070	8/31/2012	42.53
88107000	CAP Move-CWIP	UZ	2000000077	8/31/2012	1.70
88107000	CAP Move-CWIP	UZ	2000000077	8/31/2012	6.46
88107000	CAP Move-CWIP	UZ	2000000078	8/31/2012	7.44
88107000	CAP Move-CWIP	UZ	2000000078	8/31/2012	8.51
88107000	CAP Move-CWIP	UZ	2000000078	8/31/2012	44.12
88107000	CAP Move-CWIP	UZ	2000000078	8/31/2012	8.32
88107000	CAP Move-CWIP	UZ	2000000078	8/31/2012	28.06
88107000	CAP Move-CWIP	UZ	2000000078	8/31/2012	64.92
88107000	CAP Move-CWIP	UZ	2000000078	8/31/2012	26.84
88107000	CAP Move-CWIP	UZ	2000000080	8/31/2012	144.40
88107000	CAP Move-CWIP	UZ	2000000080	8/31/2012	66.90
88107000	CAP Move-CWIP	UZ	2000000093	8/31/2012	32.49

## Kentucky American Water Company

Case No. 2012-00520

Response to PSC DR1, Item 31

Account	Description	Doc Type	Document Number	Posting Date	Amount
88107000	CAP Move-CWIP	UZ	2000000093	8/31/2012	42.36
88107000	CAP Move-CWIP	UN	2000000113	8/31/2012	(46,494.16)
88107000	CAP Move-CWIP	UZ	2000000069	8/31/2012	2,112.56
88107000	CAP Move-CWIP	UZ	2000000069	8/31/2012	238.12
88107000	CAP Move-CWIP	UZ	2000000070	8/31/2012	57.15
88107000	CAP Move-CWIP	UZ	2000000070	8/31/2012	29,835.41
88107000	CAP Move-CWIP	UZ	2000000070	8/31/2012	119.95
88107000	CAP Move-CWIP	UZ	2000000077	8/31/2012	20.63
88107000	CAP Move-CWIP	UZ	2000000077	8/31/2012	162.50
88107000	CAP Move-CWIP	UZ	2000000078	8/31/2012	350.72
88107000	CAP Move-CWIP	UZ	2000000078	8/31/2012	157.69
88107000	CAP Move-CWIP	UZ	2000000078	8/31/2012	20.20
88107000	CAP Move-CWIP	UZ	2000000078	8/31/2012	18.11
88107000	CAP Move-CWIP	UZ	2000000079	8/31/2012	65.18
88107000	CAP Move-CWIP	UZ	2000000080	8/31/2012	107.16
88107000	CAP Move-CWIP	UZ	2000000080	8/31/2012	68.13
88107000	CAP Move-CWIP	UZ	2000000080	8/31/2012	15.68
88107000	CAP Move-CWIP	UZ	2000000080	8/31/2012	4.11
88107000	CAP Move-CWIP	UZ	2000000092	8/31/2012	30.43
88107000	CAP Move-CWIP	UZ	2000000092	8/31/2012	23.35
88107000	CAP Move-CWIP	UN	2000000113	8/31/2012	(33,407.08)
88107000	CAP Move-CWIP	UZ	2000000069	8/31/2012	68.55
88107000	CAP Move-CWIP	UZ	2000000069	8/31/2012	47.22
88107000	CAP Move-CWIP	UZ	2000000070	8/31/2012	510.45
88107000	CAP Move-CWIP	UZ	2000000070	8/31/2012	29.52
88107000	CAP Move-CWIP	UZ	2000000077	8/31/2012	0.97
88107000	CAP Move-CWIP	UZ	2000000077	8/31/2012	25.21
88107000	CAP Move-CWIP	UZ	2000000077	8/31/2012	4.75
88107000	CAP Move-CWIP	UZ	2000000078	8/31/2012	37.11
88107000	CAP Move-CWIP	UZ	2000000078	8/31/2012	38.23
88107000	CAP Move-CWIP	UZ	2000000078	8/31/2012	82.53
88107000	CAP Move-CWIP	UZ	2000000078	8/31/2012	15.34
88107000	CAP Move-CWIP	UZ	2000000078	8/31/2012	3.69
88107000	CAP Move-CWIP	UZ	2000000078	8/31/2012	16.03
88107000	CAP Move-CWIP	UZ	2000000080	8/31/2012	4.86
88107000	CAP Move-CWIP	UZ	2000000080	8/31/2012	4.26
88107000	CAP Move-CWIP	UZ	2000000093	8/31/2012	0.81
88107000	CAP Move-CWIP	UZ	2000000093	8/31/2012	0.62
88107000	CAP Move-CWIP	UN	2000000113	8/31/2012	(890.15)
88107000	CAP Move-CWIP	UZ	2000000069	8/31/2012	29.68
88107000	CAP Move-CWIP	UZ	2000000069	8/31/2012	32.91
88107000	CAP Move-CWIP	UZ	2000000069	8/31/2012	75.62
88107000	CAP Move-CWIP	UZ	2000000070	8/31/2012	512.39
88107000	CAP Move-CWIP	UZ	2000000077	8/31/2012	37.11
88107000	CAP Move-CWIP	UZ	2000000077	8/31/2012	25.21
88107000	CAP Move-CWIP	UZ	2000000078	8/31/2012	15.34
88107000	CAP Move-CWIP	UZ	2000000078	8/31/2012	3.69
88107000	CAP Move-CWIP	UZ	2000000078	8/31/2012	4.86
88107000	CAP Move-CWIP	UZ	2000000078	8/31/2012	38.23
88107000	CAP Move-CWIP	UZ	2000000078	8/31/2012	16.03
88107000	CAP Move-CWIP	UZ	2000000080	8/31/2012	4.75
88107000	CAP Move-CWIP	UZ	2000000080	8/31/2012	0.97
88107000	CAP Move-CWIP	UZ	2000000080	8/31/2012	4.26

## Kentucky American Water Company

Case No. 2012-00520

Response to PSC DR1, Item 31

Account	Description	Doc Type	Document Number	Posting Date	Amount
88107000	CAP Move-CWIP	UZ	2000000080	8/31/2012	82.53
88107000	CAP Move-CWIP	UZ	2000000092	8/31/2012	0.62
88107000	CAP Move-CWIP	UZ	2000000093	8/31/2012	0.81
88107000	CAP Move-CWIP	UN	2000000113	8/31/2012	(885.01)
88107000	CAP Move-CWIP	UZ	2000000069	8/31/2012	5.66
88107000	CAP Move-CWIP	UZ	2000000069	8/31/2012	17.90
88107000	CAP Move-CWIP	UZ	2000000069	8/31/2012	21.92
88107000	CAP Move-CWIP	UZ	2000000070	8/31/2012	193.61
88107000	CAP Move-CWIP	UZ	2000000077	8/31/2012	19.11
88107000	CAP Move-CWIP	UZ	2000000077	8/31/2012	7.67
88107000	CAP Move-CWIP	UZ	2000000078	8/31/2012	2.38
88107000	CAP Move-CWIP	UZ	2000000078	8/31/2012	1.84
88107000	CAP Move-CWIP	UZ	2000000078	8/31/2012	2.15
88107000	CAP Move-CWIP	UZ	2000000078	8/31/2012	18.55
88107000	CAP Move-CWIP	UZ	2000000078	8/31/2012	0.49
88107000	CAP Move-CWIP	UZ	2000000078	8/31/2012	12.61
88107000	CAP Move-CWIP	UZ	2000000078	8/31/2012	8.02
88107000	CAP Move-CWIP	UZ	2000000078	8/31/2012	41.26
88107000	CAP Move-CWIP	UZ	2000000080	8/31/2012	2.44
88107000	CAP Move-CWIP	UZ	2000000092	8/31/2012	0.32
88107000	CAP Move-CWIP	UZ	2000000092	8/31/2012	0.25
88107000	CAP Move-CWIP	UN	2000000113	8/31/2012	(356.18)
88107000	CAP Move-CWIP	UZ	2000000069	8/31/2012	696.98
88107000	CAP Move-CWIP	UZ	2000000093	8/31/2012	0.49
88107000	CAP Move-CWIP	UZ	2000000093	8/31/2012	0.64
88107000	CAP Move-CWIP	UN	2000000113	8/31/2012	(698.11)
88107000	CAP Move-CWIP	UZ	2000000069	8/31/2012	560.69
88107000	CAP Move-CWIP	UZ	2000000092	8/31/2012	0.39
88107000	CAP Move-CWIP	UZ	2000000092	8/31/2012	0.51
88107000	CAP Move-CWIP	UN	2000000113	8/31/2012	(561.59)
88107000	CAP Move-CWIP	UZ	2000000069	8/31/2012	4.07
88107000	CAP Move-CWIP	UZ	2000000069	8/31/2012	14.41
88107000	CAP Move-CWIP	UZ	2000000070	8/31/2012	26.94
88107000	CAP Move-CWIP	UZ	2000000070	8/31/2012	9,480.54
88107000	CAP Move-CWIP	UZ	2000000070	8/31/2012	194.42
88107000	CAP Move-CWIP	UZ	2000000077	8/31/2012	19.11
88107000	CAP Move-CWIP	UZ	2000000077	8/31/2012	2.44
88107000	CAP Move-CWIP	UZ	2000000077	8/31/2012	7.67
88107000	CAP Move-CWIP	UZ	2000000078	8/31/2012	12.61
88107000	CAP Move-CWIP	UZ	2000000078	8/31/2012	8.02
88107000	CAP Move-CWIP	UZ	2000000078	8/31/2012	0.49
88107000	CAP Move-CWIP	UZ	2000000078	8/31/2012	18.55
88107000	CAP Move-CWIP	UZ	2000000078	8/31/2012	2.15
88107000	CAP Move-CWIP	UZ	2000000078	8/31/2012	41.26
88107000	CAP Move-CWIP	UZ	2000000080	8/31/2012	1.84
88107000	CAP Move-CWIP	UZ	2000000080	8/31/2012	2.38
88107000	CAP Move-CWIP	UZ	2000000092	8/31/2012	8.98
88107000	CAP Move-CWIP	UZ	2000000093	8/31/2012	6.89
88107000	CAP Move-CWIP	UN	2000000113	8/31/2012	(9,852.77)
88107000	CAP Move-CWIP	UZ	2000000069	8/31/2012	112.50
88107000	CAP Move-CWIP	UZ	2000000069	8/31/2012	9,480.54
88107000	CAP Move-CWIP	UZ	2000000070	8/31/2012	48.89
88107000	CAP Move-CWIP	UZ	2000000070	8/31/2012	32.06

## Kentucky American Water Company

Case No. 2012-00520

Response to PSC DR1, Item 31

Account	Description	Doc Type	Document Number	Posting Date	Amount
88107000	CAP Move-CWIP	UZ	200000070	8/31/2012	630.42
88107000	CAP Move-CWIP	UZ	200000078	8/31/2012	1.21
88107000	CAP Move-CWIP	UZ	200000078	8/31/2012	4.61
88107000	CAP Move-CWIP	UZ	200000078	8/31/2012	47.79
88107000	CAP Move-CWIP	UZ	200000078	8/31/2012	31.52
88107000	CAP Move-CWIP	UZ	200000080	8/31/2012	5.33
88107000	CAP Move-CWIP	UZ	200000080	8/31/2012	20.04
88107000	CAP Move-CWIP	UZ	200000080	8/31/2012	5.94
88107000	CAP Move-CWIP	UZ	200000080	8/31/2012	19.17
88107000	CAP Move-CWIP	UZ	200000080	8/31/2012	6.07
88107000	CAP Move-CWIP	UZ	200000080	8/31/2012	103.15
88107000	CAP Move-CWIP	UZ	200000080	8/31/2012	46.37
88107000	CAP Move-CWIP	UZ	200000093	8/31/2012	7.42
88107000	CAP Move-CWIP	UZ	200000093	8/31/2012	9.67
88107000	CAP Move-CWIP	UN	2000000113	8/31/2012	(10,612.70)
88107000	CAP Move-CWIP	UZ	200000069	8/31/2012	194.56
88107000	CAP Move-CWIP	UZ	200000069	8/31/2012	9.41
88107000	CAP Move-CWIP	UZ	200000069	8/31/2012	15.31
88107000	CAP Move-CWIP	UZ	200000069	8/31/2012	11.38
88107000	CAP Move-CWIP	UZ	200000070	8/31/2012	9,480.54
88107000	CAP Move-CWIP	UZ	200000077	8/31/2012	7.67
88107000	CAP Move-CWIP	UZ	200000077	8/31/2012	19.11
88107000	CAP Move-CWIP	UZ	200000077	8/31/2012	2.38
88107000	CAP Move-CWIP	UZ	200000077	8/31/2012	18.55
88107000	CAP Move-CWIP	UZ	200000078	8/31/2012	2.15
88107000	CAP Move-CWIP	UZ	200000078	8/31/2012	12.61
88107000	CAP Move-CWIP	UZ	200000078	8/31/2012	1.84
88107000	CAP Move-CWIP	UZ	200000078	8/31/2012	8.02
88107000	CAP Move-CWIP	UZ	200000079	8/31/2012	41.26
88107000	CAP Move-CWIP	UZ	200000080	8/31/2012	2.44
88107000	CAP Move-CWIP	UZ	200000080	8/31/2012	0.49
88107000	CAP Move-CWIP	UZ	200000092	8/31/2012	6.88
88107000	CAP Move-CWIP	UZ	200000093	8/31/2012	8.97
88107000	CAP Move-CWIP	UN	2000000113	8/31/2012	(9,843.57)
88107000	CAP Move-CWIP	UZ	200000069	8/31/2012	732.21
88107000	CAP Move-CWIP	UZ	200000069	8/31/2012	56.63
88107000	CAP Move-CWIP	UZ	200000069	8/31/2012	36.16
88107000	CAP Move-CWIP	UZ	200000070	8/31/2012	6,336.92
88107000	CAP Move-CWIP	UZ	200000070	8/31/2012	74.78
88107000	CAP Move-CWIP	UZ	200000077	8/31/2012	23.01
88107000	CAP Move-CWIP	UZ	200000077	8/31/2012	7.29
88107000	CAP Move-CWIP	UZ	200000077	8/31/2012	123.78
88107000	CAP Move-CWIP	UZ	200000078	8/31/2012	55.65
88107000	CAP Move-CWIP	UZ	200000078	8/31/2012	57.35
88107000	CAP Move-CWIP	UZ	200000078	8/31/2012	24.05
88107000	CAP Move-CWIP	UZ	200000078	8/31/2012	5.53
88107000	CAP Move-CWIP	UZ	200000080	8/31/2012	1.45
88107000	CAP Move-CWIP	UZ	200000080	8/31/2012	6.40
88107000	CAP Move-CWIP	UZ	200000080	8/31/2012	37.82
88107000	CAP Move-CWIP	UZ	200000080	8/31/2012	7.13
88107000	CAP Move-CWIP	UZ	200000092	8/31/2012	5.31
88107000	CAP Move-CWIP	UZ	200000093	8/31/2012	6.92
88107000	CAP Move-CWIP	UN	2000000113	8/31/2012	(7,598.39)

## Kentucky American Water Company

Case No. 2012-00520

Response to PSC DR1, Item 31

Account	Description	Doc Type	Document Number	Posting Date	Amount
88107000	CAP Move-CWIP	UZ	2000000069	8/31/2012	20.84
88107000	CAP Move-CWIP	UZ	2000000069	8/31/2012	295.29
88107000	CAP Move-CWIP	UZ	2000000069	8/31/2012	17.56
88107000	CAP Move-CWIP	UZ	2000000070	8/31/2012	14.10
88107000	CAP Move-CWIP	UZ	2000000077	8/31/2012	12.61
88107000	CAP Move-CWIP	UZ	2000000077	8/31/2012	2.38
88107000	CAP Move-CWIP	UZ	2000000077	8/31/2012	8.02
88107000	CAP Move-CWIP	UZ	2000000077	8/31/2012	18.55
88107000	CAP Move-CWIP	UZ	2000000077	8/31/2012	2.15
88107000	CAP Move-CWIP	UZ	2000000077	8/31/2012	7.67
88107000	CAP Move-CWIP	UZ	2000000077	8/31/2012	19.11
88107000	CAP Move-CWIP	UZ	2000000077	8/31/2012	41.26
88107000	CAP Move-CWIP	UZ	2000000078	8/31/2012	2.44
88107000	CAP Move-CWIP	UZ	2000000080	8/31/2012	1.84
88107000	CAP Move-CWIP	UZ	2000000080	8/31/2012	0.49
88107000	CAP Move-CWIP	UZ	2000000092	8/31/2012	0.42
88107000	CAP Move-CWIP	UZ	2000000093	8/31/2012	0.33
88107000	CAP Move-CWIP	UN	2000000113	8/31/2012	(465.06)
88107000	CAP Move-CWIP	UZ	2000000069	8/31/2012	224.00
88107000	CAP Move-CWIP	UZ	2000000069	8/31/2012	16.84
88107000	CAP Move-CWIP	UZ	2000000069	8/31/2012	10.99
88107000	CAP Move-CWIP	UZ	2000000070	8/31/2012	8.59
88107000	CAP Move-CWIP	UZ	2000000077	8/31/2012	18.55
88107000	CAP Move-CWIP	UZ	2000000077	8/31/2012	19.11
88107000	CAP Move-CWIP	UZ	2000000077	8/31/2012	2.44
88107000	CAP Move-CWIP	UZ	2000000077	8/31/2012	8.02
88107000	CAP Move-CWIP	UZ	2000000078	8/31/2012	2.38
88107000	CAP Move-CWIP	UZ	2000000078	8/31/2012	2.15
88107000	CAP Move-CWIP	UZ	2000000078	8/31/2012	41.26
88107000	CAP Move-CWIP	UZ	2000000078	8/31/2012	0.49
88107000	CAP Move-CWIP	UZ	2000000078	8/31/2012	1.84
88107000	CAP Move-CWIP	UZ	2000000080	8/31/2012	12.61
88107000	CAP Move-CWIP	UZ	2000000080	8/31/2012	7.67
88107000	CAP Move-CWIP	UZ	2000000093	8/31/2012	0.26
88107000	CAP Move-CWIP	UZ	2000000093	8/31/2012	0.34
88107000	CAP Move-CWIP	UN	2000000113	8/31/2012	(377.54)
88107000	CAP Move-CWIP	UZ	2000000069	8/31/2012	16.66
88107000	CAP Move-CWIP	UZ	2000000070	8/31/2012	30.12
88107000	CAP Move-CWIP	UZ	2000000070	8/31/2012	11.16
88107000	CAP Move-CWIP	UZ	2000000070	8/31/2012	330.93
88107000	CAP Move-CWIP	UZ	2000000077	8/31/2012	3.57
88107000	CAP Move-CWIP	UZ	2000000078	8/31/2012	61.89
88107000	CAP Move-CWIP	UZ	2000000078	8/31/2012	18.91
88107000	CAP Move-CWIP	UZ	2000000078	8/31/2012	28.68
88107000	CAP Move-CWIP	UZ	2000000078	8/31/2012	12.02
88107000	CAP Move-CWIP	UZ	2000000078	8/31/2012	2.77
88107000	CAP Move-CWIP	UZ	2000000078	8/31/2012	11.50
88107000	CAP Move-CWIP	UZ	2000000080	8/31/2012	27.80
88107000	CAP Move-CWIP	UZ	2000000080	8/31/2012	3.63
88107000	CAP Move-CWIP	UZ	2000000080	8/31/2012	0.73
88107000	CAP Move-CWIP	UZ	2000000080	8/31/2012	3.20
88107000	CAP Move-CWIP	UZ	2000000093	8/31/2012	0.39
88107000	CAP Move-CWIP	UZ	2000000093	8/31/2012	0.51



## Kentucky American Water Company

Case No. 2012-00520

Response to PSC DR1, Item 31

Account	Description	Doc Type	Document Number	Posting Date	Amount
88107000	CAP Move-CWIP	UN	2000000113	8/31/2012	(564.47)
88107000	CAP Move-CWIP	UZ	2000000069	8/31/2012	10,528.23
88107000	CAP Move-CWIP	UZ	2000000069	8/31/2012	16.67
88107000	CAP Move-CWIP	UZ	2000000069	8/31/2012	197.53
88107000	CAP Move-CWIP	UZ	2000000069	8/31/2012	18.27
88107000	CAP Move-CWIP	UZ	2000000070	8/31/2012	2.23
88107000	CAP Move-CWIP	UZ	2000000077	8/31/2012	0.49
88107000	CAP Move-CWIP	UZ	2000000077	8/31/2012	2.15
88107000	CAP Move-CWIP	UZ	2000000078	8/31/2012	7.67
88107000	CAP Move-CWIP	UZ	2000000078	8/31/2012	2.44
88107000	CAP Move-CWIP	UZ	2000000078	8/31/2012	2.38
88107000	CAP Move-CWIP	UZ	2000000078	8/31/2012	41.26
88107000	CAP Move-CWIP	UZ	2000000078	8/31/2012	19.11
88107000	CAP Move-CWIP	UZ	2000000078	8/31/2012	12.61
88107000	CAP Move-CWIP	UZ	2000000078	8/31/2012	8.02
88107000	CAP Move-CWIP	UZ	2000000080	8/31/2012	18.55
88107000	CAP Move-CWIP	UZ	2000000080	8/31/2012	1.84
88107000	CAP Move-CWIP	UZ	2000000093	8/31/2012	7.62
88107000	CAP Move-CWIP	UZ	2000000093	8/31/2012	9.93
88107000	CAP Move-CWIP	UN	2000000113	8/31/2012	(10,897.00)
88107000	CAP Move-CWIP	UZ	2000000069	8/31/2012	9.09
88107000	CAP Move-CWIP	UZ	2000000069	8/31/2012	564.01
88107000	CAP Move-CWIP	UZ	2000000070	8/31/2012	43.01
88107000	CAP Move-CWIP	UZ	2000000070	8/31/2012	14.68
88107000	CAP Move-CWIP	UZ	2000000070	8/31/2012	11,003.18
88107000	CAP Move-CWIP	UZ	2000000077	8/31/2012	3.69
88107000	CAP Move-CWIP	UZ	2000000077	8/31/2012	0.97
88107000	CAP Move-CWIP	UZ	2000000077	8/31/2012	25.21
88107000	CAP Move-CWIP	UZ	2000000077	8/31/2012	4.75
88107000	CAP Move-CWIP	UZ	2000000078	8/31/2012	4.86
88107000	CAP Move-CWIP	UZ	2000000078	8/31/2012	37.11
88107000	CAP Move-CWIP	UZ	2000000078	8/31/2012	16.03
88107000	CAP Move-CWIP	UZ	2000000078	8/31/2012	38.23
88107000	CAP Move-CWIP	UZ	2000000080	8/31/2012	15.34
88107000	CAP Move-CWIP	UZ	2000000080	8/31/2012	82.53
88107000	CAP Move-CWIP	UZ	2000000080	8/31/2012	4.26
88107000	CAP Move-CWIP	UZ	2000000092	8/31/2012	8.31
88107000	CAP Move-CWIP	UZ	2000000092	8/31/2012	10.83
88107000	CAP Move-CWIP	UN	2000000113	8/31/2012	(11,886.09)
88107000	CAP Move-CWIP	UZ	2000000069	8/31/2012	7.20
88107000	CAP Move-CWIP	UZ	2000000069	8/31/2012	2,293.10
88107000	CAP Move-CWIP	UZ	2000000069	8/31/2012	3.95
88107000	CAP Move-CWIP	UZ	2000000069	8/31/2012	58.95
88107000	CAP Move-CWIP	UZ	2000000070	8/31/2012	2.05
88107000	CAP Move-CWIP	UZ	2000000092	8/31/2012	1.66
88107000	CAP Move-CWIP	UZ	2000000093	8/31/2012	2.16
88107000	CAP Move-CWIP	UN	2000000113	8/31/2012	(2,369.07)
88107000	CAP Move-CWIP	UZ	2000000070	8/31/2012	3,357.22
88107000	CAP Move-CWIP	UZ	2000000092	8/31/2012	3.06
88107000	CAP Move-CWIP	UZ	2000000093	8/31/2012	2.35
88107000	CAP Move-CWIP	UN	2000000113	8/31/2012	(3,362.63)
88107000	CAP Move-CWIP	UZ	2000000069	8/31/2012	294.00
88107000	CAP Move-CWIP	UZ	2000000070	8/31/2012	3,357.22

## Kentucky American Water Company

Case No. 2012-00520

Response to PSC DR1, Item 31

Account	Description	Doc Type	Document Number	Posting Date	Amount
88107000	CAP Move-CWIP	UZ	200000070	8/31/2012	26.61
88107000	CAP Move-CWIP	UZ	200000070	8/31/2012	26.12
88107000	CAP Move-CWIP	UZ	200000070	8/31/2012	24.31
88107000	CAP Move-CWIP	UZ	200000077	8/31/2012	41.26
88107000	CAP Move-CWIP	UZ	200000078	8/31/2012	0.49
88107000	CAP Move-CWIP	UZ	200000078	8/31/2012	7.67
88107000	CAP Move-CWIP	UZ	200000078	8/31/2012	8.02
88107000	CAP Move-CWIP	UZ	200000078	8/31/2012	2.38
88107000	CAP Move-CWIP	UZ	200000078	8/31/2012	1.84
88107000	CAP Move-CWIP	UZ	200000078	8/31/2012	2.15
88107000	CAP Move-CWIP	UZ	200000078	8/31/2012	12.61
88107000	CAP Move-CWIP	UZ	200000080	8/31/2012	18.55
88107000	CAP Move-CWIP	UZ	200000080	8/31/2012	19.11
88107000	CAP Move-CWIP	UZ	200000080	8/31/2012	2.44
88107000	CAP Move-CWIP	UZ	200000092	8/31/2012	2.69
88107000	CAP Move-CWIP	UZ	200000093	8/31/2012	3.51
88107000	CAP Move-CWIP	UN	200000113	8/31/2012	(3,850.98)
88107000	CAP Move-CWIP	UZ	200000069	8/31/2012	173.20
88107000	CAP Move-CWIP	UZ	200000069	8/31/2012	13.02
88107000	CAP Move-CWIP	UZ	200000069	8/31/2012	3,357.22
88107000	CAP Move-CWIP	UZ	200000070	8/31/2012	23.89
88107000	CAP Move-CWIP	UZ	200000070	8/31/2012	4.33
88107000	CAP Move-CWIP	UZ	200000077	8/31/2012	9.26
88107000	CAP Move-CWIP	UZ	200000077	8/31/2012	0.92
88107000	CAP Move-CWIP	UZ	200000077	8/31/2012	1.21
88107000	CAP Move-CWIP	UZ	200000078	8/31/2012	6.30
88107000	CAP Move-CWIP	UZ	200000078	8/31/2012	3.83
88107000	CAP Move-CWIP	UZ	200000078	8/31/2012	0.25
88107000	CAP Move-CWIP	UZ	200000078	8/31/2012	4.01
88107000	CAP Move-CWIP	UZ	200000078	8/31/2012	9.56
88107000	CAP Move-CWIP	UZ	200000078	8/31/2012	20.62
88107000	CAP Move-CWIP	UZ	200000078	8/31/2012	1.06
88107000	CAP Move-CWIP	UZ	200000080	8/31/2012	1.19
88107000	CAP Move-CWIP	UZ	200000093	8/31/2012	2.54
88107000	CAP Move-CWIP	UZ	200000093	8/31/2012	3.31
88107000	CAP Move-CWIP	UN	200000113	8/31/2012	(3,635.72)
88107000	CAP Move-CWIP	UZ	200000069	8/31/2012	6,537.10
88107000	CAP Move-CWIP	UZ	200000069	8/31/2012	6.02
88107000	CAP Move-CWIP	UZ	200000069	8/31/2012	7.89
88107000	CAP Move-CWIP	UZ	200000069	8/31/2012	160.48
88107000	CAP Move-CWIP	UZ	200000069	8/31/2012	15.99
88107000	CAP Move-CWIP	UZ	200000077	8/31/2012	0.25
88107000	CAP Move-CWIP	UZ	200000077	8/31/2012	1.06
88107000	CAP Move-CWIP	UZ	200000077	8/31/2012	9.56
88107000	CAP Move-CWIP	UZ	200000077	8/31/2012	20.62
88107000	CAP Move-CWIP	UZ	200000078	8/31/2012	3.83
88107000	CAP Move-CWIP	UZ	200000078	8/31/2012	4.01
88107000	CAP Move-CWIP	UZ	200000078	8/31/2012	1.19
88107000	CAP Move-CWIP	UZ	200000078	8/31/2012	6.30
88107000	CAP Move-CWIP	UZ	200000080	8/31/2012	0.92
88107000	CAP Move-CWIP	UZ	200000080	8/31/2012	1.21
88107000	CAP Move-CWIP	UZ	200000080	8/31/2012	9.26
88107000	CAP Move-CWIP	UZ	200000092	8/31/2012	6.19

## Kentucky American Water Company

Case No. 2012-00520

Response to PSC DR1, Item 31

Account	Description	Doc Type	Document Number	Posting Date	Amount
88107000	CAP Move-CWIP	UZ	2000000092	8/31/2012	4.75
88107000	CAP Move-CWIP	UN	2000000113	8/31/2012	(6,796.63)
88107000	CAP Move-CWIP	UZ	2000000069	8/31/2012	12.71
88107000	CAP Move-CWIP	UZ	2000000069	8/31/2012	3.16
88107000	CAP Move-CWIP	UZ	2000000069	8/31/2012	103.78
88107000	CAP Move-CWIP	UZ	2000000070	8/31/2012	6,537.10
88107000	CAP Move-CWIP	UZ	2000000070	8/31/2012	2.08
88107000	CAP Move-CWIP	UZ	2000000077	8/31/2012	4.01
88107000	CAP Move-CWIP	UZ	2000000077	8/31/2012	9.56
88107000	CAP Move-CWIP	UZ	2000000077	8/31/2012	0.92
88107000	CAP Move-CWIP	UZ	2000000077	8/31/2012	1.19
88107000	CAP Move-CWIP	UZ	2000000077	8/31/2012	1.21
88107000	CAP Move-CWIP	UZ	2000000077	8/31/2012	9.26
88107000	CAP Move-CWIP	UZ	2000000077	8/31/2012	6.30
88107000	CAP Move-CWIP	UZ	2000000078	8/31/2012	1.06
88107000	CAP Move-CWIP	UZ	2000000078	8/31/2012	0.25
88107000	CAP Move-CWIP	UZ	2000000080	8/31/2012	3.83
88107000	CAP Move-CWIP	UZ	2000000080	8/31/2012	20.62
88107000	CAP Move-CWIP	UZ	2000000093	8/31/2012	4.70
88107000	CAP Move-CWIP	UZ	2000000093	8/31/2012	6.13
88107000	CAP Move-CWIP	UN	2000000113	8/31/2012	(6,727.87)
88107000	CAP Move-CWIP	UZ	2000000069	8/31/2012	54.88
88107000	CAP Move-CWIP	UZ	2000000069	8/31/2012	73.85
88107000	CAP Move-CWIP	UZ	2000000069	8/31/2012	34.57
88107000	CAP Move-CWIP	UZ	2000000070	8/31/2012	6,336.92
88107000	CAP Move-CWIP	UZ	2000000070	8/31/2012	713.35
88107000	CAP Move-CWIP	UZ	2000000077	8/31/2012	7.29
88107000	CAP Move-CWIP	UZ	2000000077	8/31/2012	23.01
88107000	CAP Move-CWIP	UZ	2000000077	8/31/2012	55.65
88107000	CAP Move-CWIP	UZ	2000000077	8/31/2012	24.05
88107000	CAP Move-CWIP	UZ	2000000077	8/31/2012	6.40
88107000	CAP Move-CWIP	UZ	2000000078	8/31/2012	1.45
88107000	CAP Move-CWIP	UZ	2000000078	8/31/2012	57.35
88107000	CAP Move-CWIP	UZ	2000000080	8/31/2012	37.82
88107000	CAP Move-CWIP	UZ	2000000080	8/31/2012	123.78
88107000	CAP Move-CWIP	UZ	2000000080	8/31/2012	7.13
88107000	CAP Move-CWIP	UZ	2000000080	8/31/2012	5.53
88107000	CAP Move-CWIP	UZ	2000000093	8/31/2012	5.29
88107000	CAP Move-CWIP	UZ	2000000093	8/31/2012	6.90
88107000	CAP Move-CWIP	UN	2000000113	8/31/2012	(7,575.22)
88107000	CAP Move-CWIP	UZ	2000000069	8/31/2012	429.76
88107000	CAP Move-CWIP	UZ	2000000069	8/31/2012	664.70
88107000	CAP Move-CWIP	UZ	2000000069	8/31/2012	13.28
88107000	CAP Move-CWIP	UZ	2000000069	8/31/2012	14.19
88107000	CAP Move-CWIP	UZ	2000000070	8/31/2012	28.87
88107000	CAP Move-CWIP	UZ	2000000077	8/31/2012	3.63
88107000	CAP Move-CWIP	UZ	2000000077	8/31/2012	27.80
88107000	CAP Move-CWIP	UZ	2000000078	8/31/2012	3.57
88107000	CAP Move-CWIP	UZ	2000000078	8/31/2012	61.89
88107000	CAP Move-CWIP	UZ	2000000078	8/31/2012	28.68
88107000	CAP Move-CWIP	UZ	2000000078	8/31/2012	12.02
88107000	CAP Move-CWIP	UZ	2000000078	8/31/2012	18.91
88107000	CAP Move-CWIP	UZ	2000000080	8/31/2012	2.77

## Kentucky American Water Company

Case No. 2012-00520

Response to PSC DR1, Item 31

Account	Description	Doc Type	Document Number	Posting Date	Amount
88107000	CAP Move-CWIP	UZ	200000080	8/31/2012	3.20
88107000	CAP Move-CWIP	UZ	200000080	8/31/2012	0.73
88107000	CAP Move-CWIP	UZ	200000080	8/31/2012	11.50
88107000	CAP Move-CWIP	UZ	200000092	8/31/2012	0.93
88107000	CAP Move-CWIP	UZ	200000093	8/31/2012	1.21
88107000	CAP Move-CWIP	UN	200000113	8/31/2012	(1,327.64)
88107000	CAP Move-CWIP	UN	200000058	8/31/2012	(153.15)
88107000	CAP Move-CWIP	UZ	200000093	8/31/2012	0.28
88107000	CAP Move-CWIP	UZ	200000093	8/31/2012	0.21
88107000	CAP Move-CWIP	UN	200000113	8/31/2012	(0.49)
88107000	CAP Move-CWIP	UN	200000058	8/31/2012	(1,823.45)
88107000	CAP Move-CWIP	UZ	200000069	8/31/2012	2.11
88107000	CAP Move-CWIP	UZ	200000069	8/31/2012	388.68
88107000	CAP Move-CWIP	UZ	200000069	8/31/2012	6.10
88107000	CAP Move-CWIP	UZ	200000069	8/31/2012	9.71
88107000	CAP Move-CWIP	UZ	200000077	8/31/2012	(1.95)
88107000	CAP Move-CWIP	UZ	200000077	8/31/2012	6.41
88107000	CAP Move-CWIP	UZ	200000077	8/31/2012	14.97
88107000	CAP Move-CWIP	UZ	200000077	8/31/2012	25.04
88107000	CAP Move-CWIP	UZ	200000077	8/31/2012	4.42
88107000	CAP Move-CWIP	UZ	200000078	8/31/2012	26.65
88107000	CAP Move-CWIP	UZ	200000078	8/31/2012	36.53
88107000	CAP Move-CWIP	UZ	200000078	8/31/2012	15.30
88107000	CAP Move-CWIP	UZ	200000080	8/31/2012	41.44
88107000	CAP Move-CWIP	UZ	200000080	8/31/2012	1.50
88107000	CAP Move-CWIP	UZ	200000080	8/31/2012	46.47
88107000	CAP Move-CWIP	UZ	200000080	8/31/2012	31.84
88107000	CAP Move-CWIP	UZ	200000092	8/31/2012	3.93
88107000	CAP Move-CWIP	UZ	200000093	8/31/2012	3.01
88107000	CAP Move-CWIP	UN	200000113	8/31/2012	(662.16)
88107000	CAP Move-CWIP	UN	200000058	8/31/2012	(1,944.10)
88107000	CAP Move-CWIP	UZ	200000092	8/31/2012	3.55
88107000	CAP Move-CWIP	UZ	200000093	8/31/2012	2.72
88107000	CAP Move-CWIP	UN	200000113	8/31/2012	(6.27)
88107000	CAP Move-CWIP	UN	200000058	8/31/2012	(1,881.96)
88107000	CAP Move-CWIP	UZ	200000069	8/31/2012	388.68
88107000	CAP Move-CWIP	UZ	200000069	8/31/2012	2.11
88107000	CAP Move-CWIP	UZ	200000069	8/31/2012	9.72
88107000	CAP Move-CWIP	UZ	200000069	8/31/2012	6.10
88107000	CAP Move-CWIP	UZ	200000077	8/31/2012	25.04
88107000	CAP Move-CWIP	UZ	200000077	8/31/2012	1.50
88107000	CAP Move-CWIP	UZ	200000077	8/31/2012	6.41
88107000	CAP Move-CWIP	UZ	200000077	8/31/2012	15.30
88107000	CAP Move-CWIP	UZ	200000077	8/31/2012	46.47
88107000	CAP Move-CWIP	UZ	200000078	8/31/2012	4.42
88107000	CAP Move-CWIP	UZ	200000078	8/31/2012	41.44
88107000	CAP Move-CWIP	UZ	200000078	8/31/2012	31.84
88107000	CAP Move-CWIP	UZ	200000078	8/31/2012	36.53
88107000	CAP Move-CWIP	UZ	200000080	8/31/2012	14.97
88107000	CAP Move-CWIP	UZ	200000080	8/31/2012	26.65
88107000	CAP Move-CWIP	UZ	200000080	8/31/2012	(1.95)
88107000	CAP Move-CWIP	UZ	200000093	8/31/2012	3.09
88107000	CAP Move-CWIP	UZ	200000093	8/31/2012	4.03

## Kentucky American Water Company

Case No. 2012-00520

Response to PSC DR1, Item 31

Account	Description	Doc Type	Document Number	Posting Date	Amount
88107000	CAP Move-CWIP	UN	2000000113	8/31/2012	(662.35)
88107000	CAP Move-CWIP	UN	2000000058	8/31/2012	(78,822.22)
88107000	CAP Move-CWIP	UZ	2000000069	8/31/2012	67.28
88107000	CAP Move-CWIP	UZ	2000000070	8/31/2012	101.51
88107000	CAP Move-CWIP	UZ	2000000070	8/31/2012	11,266.27
88107000	CAP Move-CWIP	UZ	2000000070	8/31/2012	42.32
88107000	CAP Move-CWIP	UZ	2000000070	8/31/2012	727.37
88107000	CAP Move-CWIP	UZ	2000000077	8/31/2012	3.03
88107000	CAP Move-CWIP	UZ	2000000077	8/31/2012	85.52
88107000	CAP Move-CWIP	UZ	2000000078	8/31/2012	82.32
88107000	CAP Move-CWIP	UZ	2000000078	8/31/2012	12.13
88107000	CAP Move-CWIP	UZ	2000000078	8/31/2012	47.17
88107000	CAP Move-CWIP	UZ	2000000078	8/31/2012	122.25
88107000	CAP Move-CWIP	UZ	2000000078	8/31/2012	85.86
88107000	CAP Move-CWIP	UZ	2000000078	8/31/2012	(0.01)
88107000	CAP Move-CWIP	UZ	2000000078	8/31/2012	28.77
88107000	CAP Move-CWIP	UZ	2000000078	8/31/2012	(3.48)
88107000	CAP Move-CWIP	UZ	2000000079	8/31/2012	27.40
88107000	CAP Move-CWIP	UZ	2000000080	8/31/2012	0.40
88107000	CAP Move-CWIP	UZ	2000000080	8/31/2012	65.23
88107000	CAP Move-CWIP	UZ	2000000080	8/31/2012	8.65
88107000	CAP Move-CWIP	UZ	2000000093	8/31/2012	119.29
88107000	CAP Move-CWIP	UZ	2000000093	8/31/2012	155.50
88107000	CAP Move-CWIP	UN	2000000113	8/31/2012	(13,044.78)
88107000	CAP Move-CWIP	UN	2000000058	8/31/2012	(58,490.89)
88107000	CAP Move-CWIP	UZ	2000000069	8/31/2012	7,889.90
88107000	CAP Move-CWIP	UZ	2000000069	8/31/2012	14.75
88107000	CAP Move-CWIP	UZ	2000000069	8/31/2012	14.11
88107000	CAP Move-CWIP	UZ	2000000070	8/31/2012	152.44
88107000	CAP Move-CWIP	UZ	2000000070	8/31/2012	7.08
88107000	CAP Move-CWIP	UZ	2000000077	8/31/2012	(0.70)
88107000	CAP Move-CWIP	UZ	2000000077	8/31/2012	13.05
88107000	CAP Move-CWIP	UZ	2000000077	8/31/2012	18.97
88107000	CAP Move-CWIP	UZ	2000000077	8/31/2012	2.59
88107000	CAP Move-CWIP	UZ	2000000078	8/31/2012	0.69
88107000	CAP Move-CWIP	UZ	2000000078	8/31/2012	44.07
88107000	CAP Move-CWIP	UZ	2000000078	8/31/2012	10.16
88107000	CAP Move-CWIP	UZ	2000000080	8/31/2012	5.69
88107000	CAP Move-CWIP	UZ	2000000080	8/31/2012	28.47
88107000	CAP Move-CWIP	UZ	2000000080	8/31/2012	6.22
88107000	CAP Move-CWIP	UZ	2000000080	8/31/2012	1.96
88107000	CAP Move-CWIP	UZ	2000000080	8/31/2012	0.20
88107000	CAP Move-CWIP	UZ	2000000080	8/31/2012	18.05
88107000	CAP Move-CWIP	UZ	2000000092	8/31/2012	87.65
88107000	CAP Move-CWIP	UZ	2000000093	8/31/2012	114.25
88107000	CAP Move-CWIP	UN	2000000113	8/31/2012	(8,429.60)
88107000	CAP Move-CWIP	UN	2000000058	8/31/2012	(74,353.24)
88107000	CAP Move-CWIP	UZ	2000000069	8/31/2012	27.86
88107000	CAP Move-CWIP	UZ	2000000069	8/31/2012	301.13
88107000	CAP Move-CWIP	UZ	2000000069	8/31/2012	8.93
88107000	CAP Move-CWIP	UZ	2000000069	8/31/2012	11,427.41
88107000	CAP Move-CWIP	UZ	2000000069	8/31/2012	31.49
88107000	CAP Move-CWIP	UZ	2000000077	8/31/2012	(1.53)

## Kentucky American Water Company

Case No. 2012-00520

Response to PSC DR1, Item 31

Account	Description	Doc Type	Document Number	Posting Date	Amount
88107000	CAP Move-CWIP	UZ	2000000078	8/31/2012	5.04
88107000	CAP Move-CWIP	UZ	2000000078	8/31/2012	28.70
88107000	CAP Move-CWIP	UZ	2000000078	8/31/2012	12.04
88107000	CAP Move-CWIP	UZ	2000000078	8/31/2012	32.54
88107000	CAP Move-CWIP	UZ	2000000078	8/31/2012	36.50
88107000	CAP Move-CWIP	UZ	2000000078	8/31/2012	11.75
88107000	CAP Move-CWIP	UZ	2000000078	8/31/2012	19.68
88107000	CAP Move-CWIP	UZ	2000000078	8/31/2012	20.96
88107000	CAP Move-CWIP	UZ	2000000080	8/31/2012	25.01
88107000	CAP Move-CWIP	UZ	2000000080	8/31/2012	1.18
88107000	CAP Move-CWIP	UZ	2000000080	8/31/2012	3.47
88107000	CAP Move-CWIP	UZ	2000000092	8/31/2012	112.49
88107000	CAP Move-CWIP	UZ	2000000092	8/31/2012	146.64
88107000	CAP Move-CWIP	UN	2000000113	8/31/2012	(12,251.29)
88107000	CAP Move-CWIP	UZ	2000000069	8/31/2012	32.19
88107000	CAP Move-CWIP	UZ	2000000069	8/31/2012	7,475.79
88107000	CAP Move-CWIP	UZ	2000000070	8/31/2012	37.35
88107000	CAP Move-CWIP	UZ	2000000070	8/31/2012	403.80
88107000	CAP Move-CWIP	UZ	2000000070	8/31/2012	27.31
88107000	CAP Move-CWIP	UZ	2000000077	8/31/2012	64.54
88107000	CAP Move-CWIP	UZ	2000000077	8/31/2012	4.81
88107000	CAP Move-CWIP	UZ	2000000077	8/31/2012	0.20
88107000	CAP Move-CWIP	UZ	2000000077	8/31/2012	47.91
88107000	CAP Move-CWIP	UZ	2000000078	8/31/2012	45.60
88107000	CAP Move-CWIP	UZ	2000000078	8/31/2012	16.02
88107000	CAP Move-CWIP	UZ	2000000078	8/31/2012	6.74
88107000	CAP Move-CWIP	UZ	2000000080	8/31/2012	26.26
88107000	CAP Move-CWIP	UZ	2000000080	8/31/2012	15.31
88107000	CAP Move-CWIP	UZ	2000000080	8/31/2012	1.67
88107000	CAP Move-CWIP	UZ	2000000080	8/31/2012	(1.95)
88107000	CAP Move-CWIP	UZ	2000000080	8/31/2012	36.53
88107000	CAP Move-CWIP	UZ	2000000080	8/31/2012	45.61
88107000	CAP Move-CWIP	UZ	2000000092	8/31/2012	144.59
88107000	CAP Move-CWIP	UZ	2000000093	8/31/2012	188.48
88107000	CAP Move-CWIP	UZ	2000000069	8/31/2012	35.78
88107000	CAP Move-CWIP	UZ	2000000070	8/31/2012	6,993.54
88107000	CAP Move-CWIP	UZ	2000000070	8/31/2012	32.97
88107000	CAP Move-CWIP	UZ	2000000070	8/31/2012	462.73
88107000	CAP Move-CWIP	UZ	2000000070	8/31/2012	26.48
88107000	CAP Move-CWIP	UZ	2000000077	8/31/2012	0.60
88107000	CAP Move-CWIP	UZ	2000000077	8/31/2012	39.14
88107000	CAP Move-CWIP	UZ	2000000077	8/31/2012	30.49
88107000	CAP Move-CWIP	UZ	2000000078	8/31/2012	(2.09)
88107000	CAP Move-CWIP	UZ	2000000078	8/31/2012	85.42
88107000	CAP Move-CWIP	UZ	2000000078	8/31/2012	56.92
88107000	CAP Move-CWIP	UZ	2000000078	8/31/2012	132.22
88107000	CAP Move-CWIP	UZ	2000000078	8/31/2012	2.11
88107000	CAP Move-CWIP	UZ	2000000078	8/31/2012	7.90
88107000	CAP Move-CWIP	UZ	2000000078	8/31/2012	17.07
88107000	CAP Move-CWIP	UZ	2000000080	8/31/2012	18.51
88107000	CAP Move-CWIP	UZ	2000000080	8/31/2012	54.15
88107000	CAP Move-CWIP	UZ	2000000080	8/31/2012	5.87
88107000	CAP Move-CWIP	UZ	2000000092	8/31/2012	200.82

## Kentucky American Water Company

Case No. 2012-00520

Response to PSC DR1, Item 31

Account	Description	Doc Type	Document Number	Posting Date	Amount
88107000	CAP Move-CWIP	UZ	2000000093	8/31/2012	154.05
88107000	CAP Move-CWIP	UZ	2000000093	8/31/2012	7.56
88107000	CAP Move-CWIP	UZ	2000000093	8/31/2012	5.80
88107000	CAP Move-CWIP	UZ	2000000092	8/31/2012	7.63
88107000	CAP Move-CWIP	UZ	2000000093	8/31/2012	5.85
88107000	CAP Move-CWIP	UN	2000000058	8/31/2012	(49,181.51)
88107000	CAP Move-CWIP	UZ	2000000092	8/31/2012	89.76
88107000	CAP Move-CWIP	UZ	2000000092	8/31/2012	68.85
88107000	CAP Move-CWIP	UN	2000000113	8/31/2012	(158.61)
88107000	CAP Move-CWIP	UN	2000000058	8/31/2012	(49,181.51)
88107000	CAP Move-CWIP	UZ	2000000092	8/31/2012	68.85
88107000	CAP Move-CWIP	UZ	2000000093	8/31/2012	89.76
88107000	CAP Move-CWIP	UN	2000000113	8/31/2012	(158.61)
88107000	CAP Move-CWIP	UN	2000000058	8/31/2012	(49,181.51)
88107000	CAP Move-CWIP	UZ	2000000093	8/31/2012	89.76
88107000	CAP Move-CWIP	UZ	2000000093	8/31/2012	68.85
88107000	CAP Move-CWIP	UN	2000000113	8/31/2012	(158.61)
88107000	CAP Move-CWIP	UZ	2000000092	8/31/2012	206.56
88107000	CAP Move-CWIP	UZ	2000000093	8/31/2012	269.27
88107000	CAP Move-CWIP	UZ	2000000092	8/31/2012	206.56
88107000	CAP Move-CWIP	UZ	2000000093	8/31/2012	269.27
88108020	CAP Move-UP A/D Salv	US	2000000086	8/31/2012	(345.80)
88108020	CAP Move-UP A/D Salv	US	2000000115	8/31/2012	(4,500.00)
88108020	CAP Move-UP A/D Salv	US	2000000115	8/31/2012	(6,900.00)
88108020	CAP Move-UP A/D Salv	US	2000000115	8/31/2012	(1,400.00)
88108020	CAP Move-UP A/D Salv	US	2000000115	8/31/2012	(3,400.00)
88108020	CAP Move-UP A/D Salv	US	2000000115	8/31/2012	(7,700.00)
88108020	CAP Move-UP A/D Salv	US	2000000115	8/31/2012	(5,901.00)
88108020	CAP Move-UP A/D Salv	US	2000000115	8/31/2012	(1,400.00)
88108020	CAP Move-UP A/D Salv	US	2000000115	8/31/2012	(5,400.00)
88252170	CAP Move-ADV NT WIP	UZ	2000000052	8/31/2012	(29,182.00)
88252170	CAP Move-ADV NT WIP	UZ	2000000052	8/31/2012	(20,447.00)
88252170	CAP Move-ADV NT WIP	UZ	2000000098	8/31/2012	(20,447.00)
88257000	CAP Move-COR	UC	2000000084	8/31/2012	63.67
88257000	CAP Move-COR	UC	2000000084	8/31/2012	1,912.50
88257000	CAP Move-COR	UC	2000000084	8/31/2012	1,263.93
88257100	CAP Move-RWIP	UZ	2000000050	8/31/2012	(75.00)
88257100	CAP Move-RWIP	UZ	2000000050	8/31/2012	75.00
88257100	CAP Move-RWIP	UZ	2000000050	8/31/2012	75.00
88257100	CAP Move-RWIP	UZ	2000000103	8/31/2012	0.42
88257100	CAP Move-RWIP	UZ	2000000103	8/31/2012	(0.02)
88257100	CAP Move-RWIP	UZ	2000000103	8/31/2012	(0.42)
88257100	CAP Move-RWIP	UZ	2000000103	8/31/2012	(0.55)
88257100	CAP Move-RWIP	UZ	2000000117	8/31/2012	(1.58)
88257100	CAP Move-RWIP	UZ	2000000118	8/31/2012	(0.42)
88257100	CAP Move-RWIP	UZ	2000000118	8/31/2012	0.42
88257100	CAP Move-RWIP	UZ	2000000050	8/31/2012	(95.00)
88257100	CAP Move-RWIP	UZ	2000000050	8/31/2012	7.54
88257100	CAP Move-RWIP	UZ	2000000050	8/31/2012	(190.01)
88257100	CAP Move-RWIP	UZ	2000000050	8/31/2012	95.00
88257100	CAP Move-RWIP	UZ	2000000050	8/31/2012	189.51
88257100	CAP Move-RWIP	UZ	2000000050	8/31/2012	2.07
88257100	CAP Move-RWIP	UZ	2000000103	8/31/2012	8.86

## Kentucky American Water Company

Case No. 2012-00520

Response to PSC DR1, Item 31

Account	Description	Doc Type	Document Number	Posting Date	Amount
88257100	CAP Move-RWIP	UZ	2000000103	8/31/2012	(11.56)
88257100	CAP Move-RWIP	UZ	2000000103	8/31/2012	(8.78)
88257100	CAP Move-RWIP	UZ	2000000103	8/31/2012	(0.41)
88257100	CAP Move-RWIP	UZ	2000000117	8/31/2012	(9.45)
88257100	CAP Move-RWIP	UZ	2000000118	8/31/2012	8.86
88257100	CAP Move-RWIP	UZ	2000000118	8/31/2012	(8.86)
88257100	CAP Move-RWIP	UZ	2000000107	8/31/2012	101.74
88257100	CAP Move-RWIP	UZ	2000000107	8/31/2012	9,695.51
88257100	CAP Move-RWIP	UZ	2000000103	8/31/2012	(1.02)
88257100	CAP Move-RWIP	UZ	2000000103	8/31/2012	(0.04)
88257100	CAP Move-RWIP	UZ	2000000103	8/31/2012	(0.77)
88257100	CAP Move-RWIP	UZ	2000000103	8/31/2012	0.78
88257100	CAP Move-RWIP	UZ	2000000107	8/31/2012	69.87
88257100	CAP Move-RWIP	UZ	2000000118	8/31/2012	0.78
88257100	CAP Move-RWIP	UZ	2000000118	8/31/2012	(0.78)
88257100	CAP Move-RWIP	UZ	2000000103	8/31/2012	(0.39)
88257100	CAP Move-RWIP	UZ	2000000103	8/31/2012	(0.02)
88257100	CAP Move-RWIP	UZ	2000000103	8/31/2012	(0.51)
88257100	CAP Move-RWIP	UZ	2000000103	8/31/2012	0.39
88257100	CAP Move-RWIP	UZ	2000000107	8/31/2012	85.96
88257100	CAP Move-RWIP	UZ	2000000118	8/31/2012	(0.39)
88257100	CAP Move-RWIP	UZ	2000000118	8/31/2012	0.39
88257100	CAP Move-RWIP	UZ	2000000107	8/31/2012	102.06
88257100	CAP Move-RWIP	UZ	2000000103	8/31/2012	(0.02)
88257100	CAP Move-RWIP	UZ	2000000103	8/31/2012	(0.51)
88257100	CAP Move-RWIP	UZ	2000000103	8/31/2012	(0.39)
88257100	CAP Move-RWIP	UZ	2000000103	8/31/2012	0.39
88257100	CAP Move-RWIP	UZ	2000000107	8/31/2012	85.96
88257100	CAP Move-RWIP	UZ	2000000118	8/31/2012	(0.39)
88257100	CAP Move-RWIP	UZ	2000000118	8/31/2012	0.39
88257100	CAP Move-RWIP	UZ	2000000050	8/31/2012	461.95
88257100	CAP Move-RWIP	UZ	2000000103	8/31/2012	(1.16)
88257100	CAP Move-RWIP	UZ	2000000103	8/31/2012	25.27
88257100	CAP Move-RWIP	UZ	2000000103	8/31/2012	(25.05)
88257100	CAP Move-RWIP	UZ	2000000103	8/31/2012	(32.97)
88257100	CAP Move-RWIP	UZ	2000000105	8/31/2012	196.47
88257100	CAP Move-RWIP	UZ	2000000117	8/31/2012	(27.94)
88257100	CAP Move-RWIP	UZ	2000000118	8/31/2012	25.27
88257100	CAP Move-RWIP	UZ	2000000118	8/31/2012	(25.27)
88257100	CAP Move-RWIP	UZ	2000000103	8/31/2012	(1.19)
88257100	CAP Move-RWIP	UZ	2000000103	8/31/2012	(0.91)
88257100	CAP Move-RWIP	UZ	2000000103	8/31/2012	(0.04)
88257100	CAP Move-RWIP	UZ	2000000103	8/31/2012	0.91
88257100	CAP Move-RWIP	UZ	2000000118	8/31/2012	0.91
88257100	CAP Move-RWIP	UZ	2000000118	8/31/2012	(0.91)
88257100	CAP Move-RWIP	UZ	2000000103	8/31/2012	(25.95)
88257100	CAP Move-RWIP	UZ	2000000103	8/31/2012	(34.15)
88257100	CAP Move-RWIP	UZ	2000000103	8/31/2012	(1.20)
88257100	CAP Move-RWIP	UZ	2000000103	8/31/2012	26.19
88257100	CAP Move-RWIP	UZ	2000000118	8/31/2012	(26.19)
88257100	CAP Move-RWIP	UZ	2000000118	8/31/2012	26.19
88257100	CAP Move-RWIP	UC	2000000084	8/31/2012	(63.67)
88257100	CAP Move-RWIP	UZ	2000000050	8/31/2012	11,061.10



## Kentucky American Water Company

Case No. 2012-00520

Response to PSC DR1, Item 31

Account	Description	Doc Type	Document Number	Posting Date	Amount
88257100	CAP Move-RWIP	UZ	2000000050	8/31/2012	885.24
88257100	CAP Move-RWIP	UZ	2000000050	8/31/2012	867.43
88257100	CAP Move-RWIP	UZ	2000000103	8/31/2012	(84.31)
88257100	CAP Move-RWIP	UZ	2000000103	8/31/2012	85.07
88257100	CAP Move-RWIP	UZ	2000000103	8/31/2012	(640.28)
88257100	CAP Move-RWIP	UZ	2000000103	8/31/2012	(110.95)
88257100	CAP Move-RWIP	UZ	2000000103	8/31/2012	(3.91)
88257100	CAP Move-RWIP	UZ	2000000105	8/31/2012	351.90
88257100	CAP Move-RWIP	UZ	2000000117	8/31/2012	(91.59)
88257100	CAP Move-RWIP	UZ	2000000118	8/31/2012	85.07
88257100	CAP Move-RWIP	UZ	2000000118	8/31/2012	(85.07)
88257100	CAP Move-RWIP	UZ	2000000050	8/31/2012	1,270.20
88257100	CAP Move-RWIP	UZ	2000000103	8/31/2012	(9.07)
88257100	CAP Move-RWIP	UZ	2000000103	8/31/2012	6.95
88257100	CAP Move-RWIP	UZ	2000000103	8/31/2012	(0.32)
88257100	CAP Move-RWIP	UZ	2000000103	8/31/2012	(6.89)
88257100	CAP Move-RWIP	UZ	2000000117	8/31/2012	(36.75)
88257100	CAP Move-RWIP	UZ	2000000118	8/31/2012	(6.95)
88257100	CAP Move-RWIP	UZ	2000000118	8/31/2012	6.95
88257100	CAP Move-RWIP	UZ	2000000050	8/31/2012	374.60
88257100	CAP Move-RWIP	UZ	2000000050	8/31/2012	61.16
88257100	CAP Move-RWIP	UZ	2000000050	8/31/2012	506.42
88257100	CAP Move-RWIP	UZ	2000000050	8/31/2012	252.73
88257100	CAP Move-RWIP	UZ	2000000103	8/31/2012	(15.12)
88257100	CAP Move-RWIP	UZ	2000000103	8/31/2012	(0.53)
88257100	CAP Move-RWIP	UZ	2000000103	8/31/2012	(22.72)
88257100	CAP Move-RWIP	UZ	2000000103	8/31/2012	11.59
88257100	CAP Move-RWIP	UZ	2000000103	8/31/2012	(11.49)
88257100	CAP Move-RWIP	UZ	2000000105	8/31/2012	82.39
88257100	CAP Move-RWIP	UZ	2000000107	8/31/2012	11,050.00
88257100	CAP Move-RWIP	UZ	2000000117	8/31/2012	(20.47)
88257100	CAP Move-RWIP	UZ	2000000118	8/31/2012	11.59
88257100	CAP Move-RWIP	UZ	2000000118	8/31/2012	(11.59)
88257100	CAP Move-RWIP	UZ	2000000050	8/31/2012	93.02
88257100	CAP Move-RWIP	UZ	2000000107	8/31/2012	650.00
88257100	CAP Move-RWIP	UC	2000000084	8/31/2012	(1,912.50)
88257100	CAP Move-RWIP	US	2000000086	8/31/2012	345.80
88257100	CAP Move-RWIP	UZ	2000000103	8/31/2012	(10.60)
88257100	CAP Move-RWIP	UZ	2000000103	8/31/2012	10.69
88257100	CAP Move-RWIP	UZ	2000000103	8/31/2012	(13.95)
88257100	CAP Move-RWIP	UZ	2000000103	8/31/2012	(0.49)
88257100	CAP Move-RWIP	UZ	2000000118	8/31/2012	(10.69)
88257100	CAP Move-RWIP	UZ	2000000118	8/31/2012	10.69
88257100	CAP Move-RWIP	UZ	2000000107	8/31/2012	6,500.00
88257100	CAP Move-RWIP	UZ	2000000107	8/31/2012	8,060.00
88257100	CAP Move-RWIP	UZ	2000000050	8/31/2012	11,117.00
88257100	CAP Move-RWIP	UZ	2000000103	8/31/2012	45.24
88257100	CAP Move-RWIP	UZ	2000000103	8/31/2012	(2.08)
88257100	CAP Move-RWIP	UZ	2000000103	8/31/2012	(44.84)
88257100	CAP Move-RWIP	UZ	2000000103	8/31/2012	(59.01)
88257100	CAP Move-RWIP	UZ	2000000103	8/31/2012	(316.62)
88257100	CAP Move-RWIP	UZ	2000000105	8/31/2012	10,616.11
88257100	CAP Move-RWIP	UZ	2000000117	8/31/2012	(65.75)

Kentucky American Water Company  
Case No. 2012-00520  
Response to PSC DR1, Item 31

Account	Description	Doc Type	Document Number	Posting Date	Amount
88257100	CAP Move-RWIP	UZ	2000000118	8/31/2012	(45.24)
88257100	CAP Move-RWIP	UZ	2000000118	8/31/2012	45.24
88257100	CAP Move-RWIP	UC	2000000084	8/31/2012	(1,263.93)
88257100	CAP Move-RWIP	UZ	2000000103	8/31/2012	(9.14)
88257100	CAP Move-RWIP	UZ	2000000103	8/31/2012	(0.32)
88257100	CAP Move-RWIP	UZ	2000000103	8/31/2012	7.01
88257100	CAP Move-RWIP	UZ	2000000103	8/31/2012	(6.95)
88257100	CAP Move-RWIP	UZ	2000000117	8/31/2012	(4.64)
88257100	CAP Move-RWIP	UZ	2000000118	8/31/2012	7.01
88257100	CAP Move-RWIP	UZ	2000000118	8/31/2012	(7.01)
88257100	CAP Move-RWIP	UZ	2000000103	8/31/2012	(0.12)
88257100	CAP Move-RWIP	UZ	2000000103	8/31/2012	(3.42)
88257100	CAP Move-RWIP	UZ	2000000103	8/31/2012	2.62
88257100	CAP Move-RWIP	UZ	2000000103	8/31/2012	(2.60)
88257100	CAP Move-RWIP	UZ	2000000118	8/31/2012	2.62
88257100	CAP Move-RWIP	UZ	2000000118	8/31/2012	(2.62)
88257100	CAP Move-RWIP	US	2000000115	8/31/2012	4,500.00
88257100	CAP Move-RWIP	US	2000000115	8/31/2012	6,900.00
88257100	CAP Move-RWIP	UZ	2000000060	8/31/2012	(5,400.00)
88257100	CAP Move-RWIP	US	2000000115	8/31/2012	1,400.00
88257100	CAP Move-RWIP	US	2000000115	8/31/2012	3,400.00
88257100	CAP Move-RWIP	US	2000000115	8/31/2012	7,700.00
88257100	CAP Move-RWIP	US	2000000115	8/31/2012	5,901.00
88257100	CAP Move-RWIP	UZ	2000000107	8/31/2012	95.00
88257100	CAP Move-RWIP	UZ	2000000107	8/31/2012	94.83
88257100	CAP Move-RWIP	UZ	2000000103	8/31/2012	(1.94)
88257100	CAP Move-RWIP	UZ	2000000103	8/31/2012	(0.07)
88257100	CAP Move-RWIP	UZ	2000000103	8/31/2012	1.49
88257100	CAP Move-RWIP	UZ	2000000103	8/31/2012	(1.47)
88257100	CAP Move-RWIP	UZ	2000000117	8/31/2012	(7.59)
88257100	CAP Move-RWIP	UZ	2000000118	8/31/2012	1.49
88257100	CAP Move-RWIP	UZ	2000000118	8/31/2012	(1.49)
88257100	CAP Move-RWIP	US	2000000115	8/31/2012	1,400.00
88257100	CAP Move-RWIP	US	2000000115	8/31/2012	5,400.00
88271100	CAP Move-CIAC NT	UP	2000000114	8/31/2012	(671.02)
88271100	CAP Move-CIAC NT	UP	2000000114	8/31/2012	671.02
88271170	CAP Move-CIAC NT WIP	UZ	2000000052	8/31/2012	(29,182.00)
88271170	CAP Move-CIAC NT WIP	UZ	2000000052	8/31/2012	(26,528.00)
88271170	CAP Move-CIAC NT WIP	UZ	2000000052	8/31/2012	(54,705.00)
88271170	CAP Move-CIAC NT WIP	UZ	2000000052	8/31/2012	(16,896.00)
88271170	CAP Move-CIAC NT WIP	UP	2000000114	8/31/2012	671.02
88271170	CAP Move-CIAC NT WIP	UP	2000000114	8/31/2012	(671.02)
88900000	CAP Move-Settlement	UZ	2000000050	8/31/2012	(28,747.00)
88900000	CAP Move-Settlement	UZ	2000000062	8/31/2012	(1,171.50)
88900000	CAP Move-Settlement	UZ	2000000062	8/31/2012	(1,874.30)
88900000	CAP Move-Settlement	UZ	2000000062	8/31/2012	(912.57)
88900000	CAP Move-Settlement	UZ	2000000103	8/31/2012	18.22
88900000	CAP Move-Settlement	UZ	2000000103	8/31/2012	13.85
88900000	CAP Move-Settlement	UZ	2000000103	8/31/2012	(13.97)
88900000	CAP Move-Settlement	UZ	2000000103	8/31/2012	0.64
88900000	CAP Move-Settlement	UZ	2000000117	8/31/2012	82.78
88900000	CAP Move-Settlement	UZ	2000000118	8/31/2012	13.97
88900000	CAP Move-Settlement	UZ	2000000118	8/31/2012	(13.97)

Kentucky American Water Company  
Case No. 2012-00520  
Response to PSC DR1, Item 31

Account	Description	Doc Type	Document Number	Posting Date	Amount
88900000	CAP Move-Settlement	UZ	2000000050	8/31/2012	(40,093.88)
88900000	CAP Move-Settlement	UZ	2000000062	8/31/2012	(2,614.12)
88900000	CAP Move-Settlement	UZ	2000000062	8/31/2012	(429.68)
88900000	CAP Move-Settlement	UZ	2000000103	8/31/2012	115.77
88900000	CAP Move-Settlement	UZ	2000000103	8/31/2012	(116.81)
88900000	CAP Move-Settlement	UZ	2000000103	8/31/2012	5.37
88900000	CAP Move-Settlement	UZ	2000000103	8/31/2012	152.35
88900000	CAP Move-Settlement	UZ	2000000117	8/31/2012	361.76
88900000	CAP Move-Settlement	UZ	2000000118	8/31/2012	116.81
88900000	CAP Move-Settlement	UZ	2000000118	8/31/2012	(116.81)
88900000	CAP Move-Settlement	UZ	2000000050	8/31/2012	(5,250.00)
88900000	CAP Move-Settlement	UZ	2000000062	8/31/2012	(487.93)
88900000	CAP Move-Settlement	UZ	2000000062	8/31/2012	(342.30)
88900000	CAP Move-Settlement	UZ	2000000050	8/31/2012	(36,368.85)
88900000	CAP Move-Settlement	UZ	2000000062	8/31/2012	(2,371.25)
88900000	CAP Move-Settlement	UZ	2000000062	8/31/2012	(529.12)
88900000	CAP Move-Settlement	UZ	2000000103	8/31/2012	179.63
88900000	CAP Move-Settlement	UZ	2000000103	8/31/2012	236.38
88900000	CAP Move-Settlement	UZ	2000000103	8/31/2012	(181.25)
88900000	CAP Move-Settlement	UZ	2000000103	8/31/2012	8.33
88900000	CAP Move-Settlement	UZ	2000000117	8/31/2012	124.19
88900000	CAP Move-Settlement	UZ	2000000118	8/31/2012	181.25
88900000	CAP Move-Settlement	UZ	2000000118	8/31/2012	(181.25)
88900000	CAP Move-Settlement	UZ	2000000050	8/31/2012	(24,446.91)
88900000	CAP Move-Settlement	UZ	2000000062	8/31/2012	33.71
88900000	CAP Move-Settlement	UZ	2000000062	8/31/2012	(1,593.94)
88900000	CAP Move-Settlement	UZ	2000000062	8/31/2012	(28.67)
88900000	CAP Move-Settlement	UZ	2000000103	8/31/2012	(9.96)
88900000	CAP Move-Settlement	UZ	2000000103	8/31/2012	0.46
88900000	CAP Move-Settlement	UZ	2000000103	8/31/2012	12.98
88900000	CAP Move-Settlement	UZ	2000000103	8/31/2012	9.86
88900000	CAP Move-Settlement	UZ	2000000117	8/31/2012	50.86
88900000	CAP Move-Settlement	UZ	2000000118	8/31/2012	(9.96)
88900000	CAP Move-Settlement	UZ	2000000118	8/31/2012	9.96
88900000	CAP Move-Settlement	UZ	2000000052	8/31/2012	(54,200.00)
88900000	CAP Move-Settlement	UZ	2000000062	8/31/2012	(3,533.84)
88900000	CAP Move-Settlement	UZ	2000000062	8/31/2012	41.38
88900000	CAP Move-Settlement	UZ	2000000103	8/31/2012	9.86
88900000	CAP Move-Settlement	UZ	2000000103	8/31/2012	(9.96)
88900000	CAP Move-Settlement	UZ	2000000103	8/31/2012	12.98
88900000	CAP Move-Settlement	UZ	2000000103	8/31/2012	0.46
88900000	CAP Move-Settlement	UZ	2000000117	8/31/2012	50.89
88900000	CAP Move-Settlement	UZ	2000000118	8/31/2012	9.96
88900000	CAP Move-Settlement	UZ	2000000118	8/31/2012	(9.96)
88900000	CAP Move-Settlement	UZ	2000000050	8/31/2012	4,350.00
88900000	CAP Move-Settlement	UZ	2000000050	8/31/2012	(8,700.00)
88900000	CAP Move-Settlement	UZ	2000000062	8/31/2012	(283.62)
88900000	CAP Move-Settlement	UZ	2000000062	8/31/2012	(117.25)
88900000	CAP Move-Settlement	UZ	2000000103	8/31/2012	2.01
88900000	CAP Move-Settlement	UZ	2000000103	8/31/2012	(43.67)
88900000	CAP Move-Settlement	UZ	2000000103	8/31/2012	43.29
88900000	CAP Move-Settlement	UZ	2000000103	8/31/2012	56.97
88900000	CAP Move-Settlement	UZ	2000000118	8/31/2012	(43.67)

## Kentucky American Water Company

Case No. 2012-00520

Response to PSC DR1, Item 31

Account	Description	Doc Type	Document Number	Posting Date	Amount
88900000	CAP Move-Settlement	UZ	2000000118	8/31/2012	43.67
88900000	CAP Move-Settlement	UZ	2000000050	8/31/2012	7,500.00
88900000	CAP Move-Settlement	UZ	2000000050	8/31/2012	(7,500.00)
88900000	CAP Move-Settlement	UZ	2000000050	8/31/2012	(7,500.00)
88900000	CAP Move-Settlement	UZ	2000000062	8/31/2012	(110.44)
88900000	CAP Move-Settlement	UZ	2000000062	8/31/2012	(484.11)
88900000	CAP Move-Settlement	UZ	2000000103	8/31/2012	41.67
88900000	CAP Move-Settlement	UZ	2000000103	8/31/2012	54.83
88900000	CAP Move-Settlement	UZ	2000000103	8/31/2012	1.93
88900000	CAP Move-Settlement	UZ	2000000103	8/31/2012	(42.05)
88900000	CAP Move-Settlement	UZ	2000000117	8/31/2012	157.95
88900000	CAP Move-Settlement	UZ	2000000118	8/31/2012	(42.05)
88900000	CAP Move-Settlement	UZ	2000000118	8/31/2012	42.05
88900000	CAP Move-Settlement	UZ	2000000062	8/31/2012	(122.43)
88900000	CAP Move-Settlement	UZ	2000000103	8/31/2012	(43.67)
88900000	CAP Move-Settlement	UZ	2000000103	8/31/2012	2.01
88900000	CAP Move-Settlement	UZ	2000000103	8/31/2012	56.97
88900000	CAP Move-Settlement	UZ	2000000103	8/31/2012	43.29
88900000	CAP Move-Settlement	UZ	2000000118	8/31/2012	43.67
88900000	CAP Move-Settlement	UZ	2000000118	8/31/2012	(43.67)
88900000	CAP Move-Settlement	UZ	2000000052	8/31/2012	(26,820.00)
88900000	CAP Move-Settlement	UZ	2000000052	8/31/2012	(2,980.00)
88900000	CAP Move-Settlement	UZ	2000000062	8/31/2012	(491.80)
88900000	CAP Move-Settlement	UZ	2000000062	8/31/2012	(1,942.96)
88900000	CAP Move-Settlement	UZ	2000000052	8/31/2012	29,182.00
88900000	CAP Move-Settlement	UZ	2000000052	8/31/2012	29,182.00
88900000	CAP Move-Settlement	UZ	2000000050	8/31/2012	(11,328.40)
88900000	CAP Move-Settlement	UZ	2000000062	8/31/2012	(738.61)
88900000	CAP Move-Settlement	UZ	2000000062	8/31/2012	(63.00)
88900000	CAP Move-Settlement	UZ	2000000103	8/31/2012	1.90
88900000	CAP Move-Settlement	UZ	2000000103	8/31/2012	40.97
88900000	CAP Move-Settlement	UZ	2000000103	8/31/2012	53.92
88900000	CAP Move-Settlement	UZ	2000000103	8/31/2012	(41.34)
88900000	CAP Move-Settlement	UZ	2000000117	8/31/2012	156.58
88900000	CAP Move-Settlement	UZ	2000000118	8/31/2012	(41.34)
88900000	CAP Move-Settlement	UZ	2000000118	8/31/2012	41.34
88900000	CAP Move-Settlement	UZ	2000000052	8/31/2012	26,528.00
88900000	CAP Move-Settlement	UZ	2000000050	8/31/2012	(19,000.00)
88900000	CAP Move-Settlement	UZ	2000000050	8/31/2012	9,500.00
88900000	CAP Move-Settlement	UZ	2000000062	8/31/2012	(292.15)
88900000	CAP Move-Settlement	UZ	2000000062	8/31/2012	(619.40)
88900000	CAP Move-Settlement	UZ	2000000103	8/31/2012	(29.70)
88900000	CAP Move-Settlement	UZ	2000000103	8/31/2012	1.37
88900000	CAP Move-Settlement	UZ	2000000103	8/31/2012	38.75
88900000	CAP Move-Settlement	UZ	2000000103	8/31/2012	29.45
88900000	CAP Move-Settlement	UZ	2000000118	8/31/2012	29.70
88900000	CAP Move-Settlement	UZ	2000000118	8/31/2012	(29.70)
88900000	CAP Move-Settlement	UZ	2000000050	8/31/2012	(753.97)
88900000	CAP Move-Settlement	UZ	2000000050	8/31/2012	(18,951.00)
88900000	CAP Move-Settlement	UZ	2000000050	8/31/2012	19,001.00
88900000	CAP Move-Settlement	UZ	2000000050	8/31/2012	9,500.00
88900000	CAP Move-Settlement	UZ	2000000050	8/31/2012	(9,500.00)
88900000	CAP Move-Settlement	UZ	2000000052	8/31/2012	54,705.00

## Kentucky American Water Company

Case No. 2012-00520

Response to PSC DR1, Item 31

Account	Description	Doc Type	Document Number	Posting Date	Amount
88900000	CAP Move-Settlement	UZ	200000062	8/31/2012	(651.71)
88900000	CAP Move-Settlement	UZ	200000062	8/31/2012	(609.98)
88900000	CAP Move-Settlement	UZ	200000062	8/31/2012	(72.12)
88900000	CAP Move-Settlement	UZ	200000103	8/31/2012	30.72
88900000	CAP Move-Settlement	UZ	200000103	8/31/2012	1.08
88900000	CAP Move-Settlement	UZ	200000103	8/31/2012	23.35
88900000	CAP Move-Settlement	UZ	200000103	8/31/2012	(23.56)
88900000	CAP Move-Settlement	UZ	200000118	8/31/2012	23.56
88900000	CAP Move-Settlement	UZ	200000118	8/31/2012	(23.56)
88900000	CAP Move-Settlement	UZ	200000052	8/31/2012	20,447.00
88900000	CAP Move-Settlement	UZ	200000098	8/31/2012	20,447.00
88900000	CAP Move-Settlement	UZ	200000050	8/31/2012	(9,500.00)
88900000	CAP Move-Settlement	UZ	200000050	8/31/2012	(9,500.00)
88900000	CAP Move-Settlement	UZ	200000050	8/31/2012	9,500.00
88900000	CAP Move-Settlement	UZ	200000052	8/31/2012	16,896.00
88900000	CAP Move-Settlement	UZ	200000062	8/31/2012	(242.87)
88900000	CAP Move-Settlement	UZ	200000062	8/31/2012	(619.40)
88900000	CAP Move-Settlement	UZ	200000103	8/31/2012	(91.95)
88900000	CAP Move-Settlement	UZ	200000103	8/31/2012	119.93
88900000	CAP Move-Settlement	UZ	200000103	8/31/2012	91.14
88900000	CAP Move-Settlement	UZ	200000103	8/31/2012	4.23
88900000	CAP Move-Settlement	UZ	200000117	8/31/2012	173.21
88900000	CAP Move-Settlement	UZ	200000118	8/31/2012	(91.95)
88900000	CAP Move-Settlement	UZ	200000118	8/31/2012	91.95
88900000	CAP Move-Settlement	UZ	200000060	8/31/2012	177,091.88
88900000	CAP Move-Settlement	UZ	200000053	8/31/2012	(130,994.84)
88900000	CAP Move-Settlement	UZ	200000062	8/31/2012	(8,540.86)
88900000	CAP Move-Settlement	UZ	200000062	8/31/2012	(9,740.44)
88900000	CAP Move-Settlement	UZ	200000064	8/31/2012	(277,431.92)
88900000	CAP Move-Settlement	UZ	200000064	8/31/2012	270,395.84
88900000	CAP Move-Settlement	UZ	200000065	8/31/2012	138,030.92
88900000	CAP Move-Settlement	UZ	200000065	8/31/2012	(138,080.92)
88900000	CAP Move-Settlement	UZ	200000092	8/31/2012	(3,728.61)
88900000	CAP Move-Settlement	UZ	200000093	8/31/2012	(2,860.30)
88900000	CAP Move-Settlement	UZ	200000101	8/31/2012	8,425.67
88900000	CAP Move-Settlement	UZ	200000050	8/31/2012	(89.26)
88900000	CAP Move-Settlement	UZ	200000052	8/31/2012	(1,189.15)
88900000	CAP Move-Settlement	UZ	200000053	8/31/2012	(167,300.39)
88900000	CAP Move-Settlement	UZ	200000060	8/31/2012	(3,594.82)
88900000	CAP Move-Settlement	UZ	200000062	8/31/2012	(10,907.99)
88900000	CAP Move-Settlement	UZ	200000062	8/31/2012	(2,136.75)
88900000	CAP Move-Settlement	UZ	200000064	8/31/2012	167,300.39
88900000	CAP Move-Settlement	UZ	200000064	8/31/2012	(178,230.78)
88900000	CAP Move-Settlement	UZ	200000092	8/31/2012	(3,648.34)
88900000	CAP Move-Settlement	UZ	200000092	8/31/2012	(4,755.87)
88900000	CAP Move-Settlement	UZ	200000092	8/31/2012	(2,059.85)
88900000	CAP Move-Settlement	UZ	200000092	8/31/2012	(1,580.16)
88900000	CAP Move-Settlement	UZ	200000107	8/31/2012	(338,619.83)
88900000	CAP Move-Settlement	UZ	200000069	8/31/2012	(474.17)
88900000	CAP Move-Settlement	UZ	200000069	8/31/2012	(869.81)
88900000	CAP Move-Settlement	UZ	200000069	8/31/2012	(6,330.34)
88900000	CAP Move-Settlement	UZ	200000069	8/31/2012	(148.51)
88900000	CAP Move-Settlement	UZ	200000077	8/31/2012	(156.01)

Kentucky American Water Company  
Case No. 2012-00520  
Response to PSC DR1, Item 31

Account	Description	Doc Type	Document Number	Posting Date	Amount
88900000	CAP Move-Settlement	UZ	200000077	8/31/2012	(1,781.44)
88900000	CAP Move-Settlement	UZ	200000077	8/31/2012	(410.85)
88900000	CAP Move-Settlement	UZ	200000078	8/31/2012	(382.57)
88900000	CAP Move-Settlement	UZ	200000078	8/31/2012	(351.77)
88900000	CAP Move-Settlement	UZ	200000078	8/31/2012	(72.06)
88900000	CAP Move-Settlement	UZ	200000078	8/31/2012	(37.11)
88900000	CAP Move-Settlement	UZ	200000080	8/31/2012	(130.57)
88900000	CAP Move-Settlement	UZ	200000080	8/31/2012	(460.74)
88900000	CAP Move-Settlement	UZ	200000080	8/31/2012	(1,023.62)
88900000	CAP Move-Settlement	UZ	200000093	8/31/2012	(132.13)
88900000	CAP Move-Settlement	UZ	200000093	8/31/2012	(101.36)
88900000	CAP Move-Settlement	UZ	200000107	8/31/2012	(45,000.00)
88900000	CAP Move-Settlement	UZ	200000062	8/31/2012	(134.54)
88900000	CAP Move-Settlement	UZ	200000092	8/31/2012	(1,238.29)
88900000	CAP Move-Settlement	UZ	200000093	8/31/2012	(1,614.20)
88900000	CAP Move-Settlement	UZ	200000103	8/31/2012	62.81
88900000	CAP Move-Settlement	UZ	200000103	8/31/2012	47.73
88900000	CAP Move-Settlement	UZ	200000103	8/31/2012	(48.16)
88900000	CAP Move-Settlement	UZ	200000103	8/31/2012	2.21
88900000	CAP Move-Settlement	UZ	200000107	8/31/2012	(8,274.55)
88900000	CAP Move-Settlement	UZ	200000117	8/31/2012	135.46
88900000	CAP Move-Settlement	UZ	200000118	8/31/2012	(48.16)
88900000	CAP Move-Settlement	UZ	200000118	8/31/2012	48.16
88900000	CAP Move-Settlement	UZ	200000050	8/31/2012	(12,596.47)
88900000	CAP Move-Settlement	UZ	200000062	8/31/2012	(821.29)
88900000	CAP Move-Settlement	UZ	200000050	8/31/2012	(13,866.58)
88900000	CAP Move-Settlement	UZ	200000062	8/31/2012	(1,035.66)
88900000	CAP Move-Settlement	UZ	200000092	8/31/2012	(1,595.91)
88900000	CAP Move-Settlement	UZ	200000093	8/31/2012	(1,224.26)
88900000	CAP Move-Settlement	UZ	200000103	8/31/2012	51.58
88900000	CAP Move-Settlement	UZ	200000103	8/31/2012	2.39
88900000	CAP Move-Settlement	UZ	200000103	8/31/2012	(52.05)
88900000	CAP Move-Settlement	UZ	200000103	8/31/2012	67.88
88900000	CAP Move-Settlement	UZ	200000117	8/31/2012	62.89
88900000	CAP Move-Settlement	UZ	200000118	8/31/2012	(52.05)
88900000	CAP Move-Settlement	UZ	200000118	8/31/2012	52.05
88900000	CAP Move-Settlement	UZ	200000092	8/31/2012	(28.13)
88900000	CAP Move-Settlement	UZ	200000093	8/31/2012	(36.67)
88900000	CAP Move-Settlement	UZ	200000062	8/31/2012	0.74
88900000	CAP Move-Settlement	UZ	200000062	8/31/2012	73.18
88900000	CAP Move-Settlement	UZ	200000050	8/31/2012	(207.50)
88900000	CAP Move-Settlement	UZ	200000062	8/31/2012	(24.85)
88900000	CAP Move-Settlement	UZ	200000062	8/31/2012	(2,459.76)
88900000	CAP Move-Settlement	UZ	200000092	8/31/2012	(168.82)
88900000	CAP Move-Settlement	UZ	200000093	8/31/2012	(220.06)
88900000	CAP Move-Settlement	UZ	200000103	8/31/2012	1,155.87
88900000	CAP Move-Settlement	UZ	200000103	8/31/2012	878.36
88900000	CAP Move-Settlement	UZ	200000103	8/31/2012	40.75
88900000	CAP Move-Settlement	UZ	200000103	8/31/2012	(886.27)
88900000	CAP Move-Settlement	UZ	200000117	8/31/2012	945.36
88900000	CAP Move-Settlement	UZ	200000118	8/31/2012	886.27
88900000	CAP Move-Settlement	UZ	200000118	8/31/2012	(886.27)
88900000	CAP Move-Settlement	UZ	200000092	8/31/2012	(13.87)

Kentucky American Water Company  
Case No. 2012-00520  
Response to PSC DR1, Item 31

Account	Description	Doc Type	Document Number	Posting Date	Amount
88900000	CAP Move-Settlement	UZ	2000000092	8/31/2012	(18.08)
88900000	CAP Move-Settlement	UZ	2000000107	8/31/2012	(10,173.85)
88900000	CAP Move-Settlement	UZ	2000000107	8/31/2012	(10,205.80)
88900000	CAP Move-Settlement	UZ	2000000062	8/31/2012	(1.98)
88900000	CAP Move-Settlement	UZ	2000000062	8/31/2012	(196.24)
88900000	CAP Move-Settlement	UZ	2000000092	8/31/2012	(5.85)
88900000	CAP Move-Settlement	UZ	2000000093	8/31/2012	(4.49)
88900000	CAP Move-Settlement	UZ	2000000103	8/31/2012	101.82
88900000	CAP Move-Settlement	UZ	2000000103	8/31/2012	3.59
88900000	CAP Move-Settlement	UZ	2000000103	8/31/2012	(78.08)
88900000	CAP Move-Settlement	UZ	2000000103	8/31/2012	77.38
88900000	CAP Move-Settlement	UZ	2000000107	8/31/2012	(6,987.40)
88900000	CAP Move-Settlement	UZ	2000000118	8/31/2012	(78.08)
88900000	CAP Move-Settlement	UZ	2000000118	8/31/2012	78.08
88900000	CAP Move-Settlement	UZ	2000000062	8/31/2012	(0.99)
88900000	CAP Move-Settlement	UZ	2000000062	8/31/2012	(98.13)
88900000	CAP Move-Settlement	UZ	2000000093	8/31/2012	(2.25)
88900000	CAP Move-Settlement	UZ	2000000093	8/31/2012	(2.93)
88900000	CAP Move-Settlement	UZ	2000000103	8/31/2012	38.69
88900000	CAP Move-Settlement	UZ	2000000103	8/31/2012	50.91
88900000	CAP Move-Settlement	UZ	2000000103	8/31/2012	1.79
88900000	CAP Move-Settlement	UZ	2000000103	8/31/2012	(39.03)
88900000	CAP Move-Settlement	UZ	2000000107	8/31/2012	(8,596.46)
88900000	CAP Move-Settlement	UZ	2000000118	8/31/2012	39.03
88900000	CAP Move-Settlement	UZ	2000000118	8/31/2012	(39.03)
88900000	CAP Move-Settlement	UZ	2000000107	8/31/2012	(10,205.80)
88900000	CAP Move-Settlement	UZ	2000000062	8/31/2012	(0.99)
88900000	CAP Move-Settlement	UZ	2000000062	8/31/2012	(98.13)
88900000	CAP Move-Settlement	UZ	2000000092	8/31/2012	(2.93)
88900000	CAP Move-Settlement	UZ	2000000093	8/31/2012	(2.25)
88900000	CAP Move-Settlement	UZ	2000000103	8/31/2012	38.69
88900000	CAP Move-Settlement	UZ	2000000103	8/31/2012	50.91
88900000	CAP Move-Settlement	UZ	2000000103	8/31/2012	(39.03)
88900000	CAP Move-Settlement	UZ	2000000103	8/31/2012	1.79
88900000	CAP Move-Settlement	UZ	2000000107	8/31/2012	(8,596.46)
88900000	CAP Move-Settlement	UZ	2000000118	8/31/2012	39.03
88900000	CAP Move-Settlement	UZ	2000000118	8/31/2012	(39.03)
88900000	CAP Move-Settlement	UZ	2000000062	8/31/2012	(6.20)
88900000	CAP Move-Settlement	UZ	2000000117	8/31/2012	11.98
88900000	CAP Move-Settlement	UZ	2000000050	8/31/2012	(4,154.35)
88900000	CAP Move-Settlement	UZ	2000000052	8/31/2012	(507.84)
88900000	CAP Move-Settlement	UZ	2000000062	8/31/2012	(1,024.74)
88900000	CAP Move-Settlement	UZ	2000000103	8/31/2012	178.96
88900000	CAP Move-Settlement	UZ	2000000103	8/31/2012	235.51
88900000	CAP Move-Settlement	UZ	2000000103	8/31/2012	8.30
88900000	CAP Move-Settlement	UZ	2000000103	8/31/2012	(180.58)
88900000	CAP Move-Settlement	UZ	2000000105	8/31/2012	(2,813.76)
88900000	CAP Move-Settlement	UZ	2000000117	8/31/2012	34.10
88900000	CAP Move-Settlement	UZ	2000000118	8/31/2012	(180.58)
88900000	CAP Move-Settlement	UZ	2000000118	8/31/2012	180.58
88900000	CAP Move-Settlement	UZ	2000000052	8/31/2012	(23.61)
88900000	CAP Move-Settlement	UZ	2000000062	8/31/2012	(194.39)
88900000	CAP Move-Settlement	UZ	2000000103	8/31/2012	50.84

Kentucky American Water Company  
Case No. 2012-00520  
Response to PSC DR1, Item 31

Account	Description	Doc Type	Document Number	Posting Date	Amount
88900000	CAP Move-Settlement	UZ	2000000103	8/31/2012	(38.97)
88900000	CAP Move-Settlement	UZ	2000000103	8/31/2012	38.63
88900000	CAP Move-Settlement	UZ	2000000103	8/31/2012	1.79
88900000	CAP Move-Settlement	UZ	2000000117	8/31/2012	41.41
88900000	CAP Move-Settlement	UZ	2000000118	8/31/2012	38.97
88900000	CAP Move-Settlement	UZ	2000000118	8/31/2012	(38.97)
88900000	CAP Move-Settlement	UZ	2000000050	8/31/2012	(1,000.00)
88900000	CAP Move-Settlement	UZ	2000000062	8/31/2012	(592.03)
88900000	CAP Move-Settlement	UZ	2000000062	8/31/2012	(65.20)
88900000	CAP Move-Settlement	UZ	2000000092	8/31/2012	(15.03)
88900000	CAP Move-Settlement	UZ	2000000093	8/31/2012	(19.60)
88900000	CAP Move-Settlement	UZ	2000000050	8/31/2012	(2,450.00)
88900000	CAP Move-Settlement	UZ	2000000062	8/31/2012	(159.74)
88900000	CAP Move-Settlement	UZ	2000000052	8/31/2012	(1,644.50)
88900000	CAP Move-Settlement	UZ	2000000062	8/31/2012	(107.22)
88900000	CAP Move-Settlement	UZ	2000000050	8/31/2012	(1,490.15)
88900000	CAP Move-Settlement	UZ	2000000062	8/31/2012	(220.31)
88900000	CAP Move-Settlement	UZ	2000000062	8/31/2012	(98.98)
88900000	CAP Move-Settlement	UZ	2000000103	8/31/2012	106.34
88900000	CAP Move-Settlement	UZ	2000000103	8/31/2012	3.75
88900000	CAP Move-Settlement	UZ	2000000103	8/31/2012	80.80
88900000	CAP Move-Settlement	UZ	2000000103	8/31/2012	(81.53)
88900000	CAP Move-Settlement	UZ	2000000105	8/31/2012	(633.76)
88900000	CAP Move-Settlement	UZ	2000000117	8/31/2012	90.12
88900000	CAP Move-Settlement	UZ	2000000118	8/31/2012	(81.53)
88900000	CAP Move-Settlement	UZ	2000000118	8/31/2012	81.53
88900000	CAP Move-Settlement	UZ	2000000062	8/31/2012	(9.53)
88900000	CAP Move-Settlement	UZ	2000000062	8/31/2012	(4.28)
88900000	CAP Move-Settlement	UZ	2000000103	8/31/2012	(2.94)
88900000	CAP Move-Settlement	UZ	2000000103	8/31/2012	3.84
88900000	CAP Move-Settlement	UZ	2000000103	8/31/2012	2.92
88900000	CAP Move-Settlement	UZ	2000000103	8/31/2012	0.14
88900000	CAP Move-Settlement	UZ	2000000118	8/31/2012	(2.94)
88900000	CAP Move-Settlement	UZ	2000000118	8/31/2012	2.94
88900000	CAP Move-Settlement	UZ	2000000052	8/31/2012	(244.09)
88900000	CAP Move-Settlement	UZ	2000000062	8/31/2012	(131.14)
88900000	CAP Move-Settlement	UZ	2000000103	8/31/2012	1.63
88900000	CAP Move-Settlement	UZ	2000000103	8/31/2012	(35.36)
88900000	CAP Move-Settlement	UZ	2000000103	8/31/2012	35.05
88900000	CAP Move-Settlement	UZ	2000000103	8/31/2012	46.12
88900000	CAP Move-Settlement	UZ	2000000117	8/31/2012	134.09
88900000	CAP Move-Settlement	UZ	2000000118	8/31/2012	(35.36)
88900000	CAP Move-Settlement	UZ	2000000118	8/31/2012	35.36
88900000	CAP Move-Settlement	UZ	2000000050	8/31/2012	(2,252.50)
88900000	CAP Move-Settlement	UZ	2000000062	8/31/2012	(225.27)
88900000	CAP Move-Settlement	UZ	2000000107	8/31/2012	(52,000.00)
88900000	CAP Move-Settlement	UZ	2000000062	8/31/2012	(28.98)
88900000	CAP Move-Settlement	UZ	2000000107	8/31/2012	(15,500.00)
88900000	CAP Move-Settlement	UZ	2000000050	8/31/2012	(1,802.00)
88900000	CAP Move-Settlement	UZ	2000000062	8/31/2012	(145.17)
88900000	CAP Move-Settlement	UZ	2000000050	8/31/2012	(2,703.00)
88900000	CAP Move-Settlement	UZ	2000000062	8/31/2012	(271.99)
88900000	CAP Move-Settlement	UZ	2000000107	8/31/2012	(40,000.00)



Kentucky American Water Company  
Case No. 2012-00520  
Response to PSC DR1, Item 31

Account	Description	Doc Type	Document Number	Posting Date	Amount
88900000	CAP Move-Settlement	UZ	2000000050	8/31/2012	(1,484.08)
88900000	CAP Move-Settlement	UZ	2000000050	8/31/2012	(122,657.90)
88900000	CAP Move-Settlement	UZ	2000000062	8/31/2012	(8,544.74)
88900000	CAP Move-Settlement	UZ	2000000103	8/31/2012	14.01
88900000	CAP Move-Settlement	UZ	2000000103	8/31/2012	(304.61)
88900000	CAP Move-Settlement	UZ	2000000103	8/31/2012	397.26
88900000	CAP Move-Settlement	UZ	2000000103	8/31/2012	301.89
88900000	CAP Move-Settlement	UZ	2000000103	8/31/2012	6,942.90
88900000	CAP Move-Settlement	UZ	2000000117	8/31/2012	579.79
88900000	CAP Move-Settlement	UZ	2000000118	8/31/2012	304.61
88900000	CAP Move-Settlement	UZ	2000000118	8/31/2012	(304.61)
88900000	CAP Move-Settlement	UZ	2000000062	8/31/2012	(173.55)
88900000	CAP Move-Settlement	UZ	2000000062	8/31/2012	(77.97)
88900000	CAP Move-Settlement	UZ	2000000103	8/31/2012	(84.47)
88900000	CAP Move-Settlement	UZ	2000000103	8/31/2012	3.88
88900000	CAP Move-Settlement	UZ	2000000103	8/31/2012	83.72
88900000	CAP Move-Settlement	UZ	2000000103	8/31/2012	110.17
88900000	CAP Move-Settlement	UZ	2000000118	8/31/2012	(84.47)
88900000	CAP Move-Settlement	UZ	2000000118	8/31/2012	84.47
88900000	CAP Move-Settlement	UZ	2000000050	8/31/2012	(2,855.59)
88900000	CAP Move-Settlement	UZ	2000000050	8/31/2012	(35,680.98)
88900000	CAP Move-Settlement	UZ	2000000050	8/31/2012	(2,798.18)
88900000	CAP Move-Settlement	UZ	2000000062	8/31/2012	(2,740.96)
88900000	CAP Move-Settlement	UZ	2000000062	8/31/2012	(1,231.44)
88900000	CAP Move-Settlement	UZ	2000000103	8/31/2012	357.89
88900000	CAP Move-Settlement	UZ	2000000103	8/31/2012	271.96
88900000	CAP Move-Settlement	UZ	2000000103	8/31/2012	(274.42)
88900000	CAP Move-Settlement	UZ	2000000103	8/31/2012	2,065.42
88900000	CAP Move-Settlement	UZ	2000000103	8/31/2012	12.62
88900000	CAP Move-Settlement	UZ	2000000105	8/31/2012	(1,135.16)
88900000	CAP Move-Settlement	UZ	2000000117	8/31/2012	295.44
88900000	CAP Move-Settlement	UZ	2000000118	8/31/2012	274.42
88900000	CAP Move-Settlement	UZ	2000000118	8/31/2012	(274.42)
88900000	CAP Move-Settlement	UZ	2000000050	8/31/2012	(4,097.43)
88900000	CAP Move-Settlement	UZ	2000000062	8/31/2012	(116.92)
88900000	CAP Move-Settlement	UZ	2000000062	8/31/2012	(260.23)
88900000	CAP Move-Settlement	UZ	2000000103	8/31/2012	29.25
88900000	CAP Move-Settlement	UZ	2000000103	8/31/2012	(22.43)
88900000	CAP Move-Settlement	UZ	2000000103	8/31/2012	22.22
88900000	CAP Move-Settlement	UZ	2000000103	8/31/2012	1.03
88900000	CAP Move-Settlement	UZ	2000000117	8/31/2012	118.55
88900000	CAP Move-Settlement	UZ	2000000118	8/31/2012	(22.43)
88900000	CAP Move-Settlement	UZ	2000000118	8/31/2012	22.43
88900000	CAP Move-Settlement	UZ	2000000093	8/31/2012	51.61
88900000	CAP Move-Settlement	UZ	2000000093	8/31/2012	39.60
88900000	CAP Move-Settlement	UZ	2000000092	8/31/2012	(11.61)
88900000	CAP Move-Settlement	UZ	2000000092	8/31/2012	(15.13)
88900000	CAP Move-Settlement	UZ	2000000050	8/31/2012	(1,208.40)
88900000	CAP Move-Settlement	UZ	2000000062	8/31/2012	(54.36)
88900000	CAP Move-Settlement	UZ	2000000062	8/31/2012	(24.42)
88900000	CAP Move-Settlement	UZ	2000000092	8/31/2012	(1.28)
88900000	CAP Move-Settlement	UZ	2000000093	8/31/2012	(1.67)
88900000	CAP Move-Settlement	UZ	2000000062	8/31/2012	(37.56)

Kentucky American Water Company  
Case No. 2012-00520  
Response to PSC DR1, Item 31

Account	Description	Doc Type	Document Number	Posting Date	Amount
88900000	CAP Move-Settlement	UZ	2000000050	8/31/2012	(556.50)
88900000	CAP Move-Settlement	UZ	2000000062	8/31/2012	(160.81)
88900000	CAP Move-Settlement	UZ	2000000050	8/31/2012	(222.60)
88900000	CAP Move-Settlement	UZ	2000000062	8/31/2012	(34.95)
88900000	CAP Move-Settlement	UZ	2000000062	8/31/2012	(86.56)
88900000	CAP Move-Settlement	UZ	2000000105	8/31/2012	(18,404.00)
88900000	CAP Move-Settlement	UZ	2000000105	8/31/2012	(10,600.00)
88900000	CAP Move-Settlement	UZ	2000000050	8/31/2012	(24,183.90)
88900000	CAP Move-Settlement	UZ	2000000062	8/31/2012	(2,461.34)
88900000	CAP Move-Settlement	UZ	2000000103	8/31/2012	(78.51)
88900000	CAP Move-Settlement	UZ	2000000103	8/31/2012	102.40
88900000	CAP Move-Settlement	UZ	2000000103	8/31/2012	77.82
88900000	CAP Move-Settlement	UZ	2000000103	8/31/2012	1,368.90
88900000	CAP Move-Settlement	UZ	2000000103	8/31/2012	3.61
88900000	CAP Move-Settlement	UZ	2000000117	8/31/2012	38.37
88900000	CAP Move-Settlement	UZ	2000000118	8/31/2012	78.51
88900000	CAP Move-Settlement	UZ	2000000118	8/31/2012	(78.51)
88900000	CAP Move-Settlement	UZ	2000000050	8/31/2012	(604.20)
88900000	CAP Move-Settlement	UZ	2000000062	8/31/2012	(168.87)
88900000	CAP Move-Settlement	UZ	2000000050	8/31/2012	(470.43)
88900000	CAP Move-Settlement	UZ	2000000062	8/31/2012	(26.68)
88900000	CAP Move-Settlement	UZ	2000000062	8/31/2012	(3.99)
88900000	CAP Move-Settlement	UZ	2000000050	8/31/2012	(3,895.50)
88900000	CAP Move-Settlement	UZ	2000000050	8/31/2012	(1,944.04)
88900000	CAP Move-Settlement	UZ	2000000062	8/31/2012	(711.00)
88900000	CAP Move-Settlement	UZ	2000000062	8/31/2012	(106.24)
88900000	CAP Move-Settlement	UZ	2000000103	8/31/2012	116.33
88900000	CAP Move-Settlement	UZ	2000000103	8/31/2012	(89.19)
88900000	CAP Move-Settlement	UZ	2000000103	8/31/2012	4.10
88900000	CAP Move-Settlement	UZ	2000000103	8/31/2012	88.40
88900000	CAP Move-Settlement	UZ	2000000103	8/31/2012	174.76
88900000	CAP Move-Settlement	UZ	2000000105	8/31/2012	(633.76)
88900000	CAP Move-Settlement	UZ	2000000107	8/31/2012	(85,000.00)
88900000	CAP Move-Settlement	UZ	2000000117	8/31/2012	157.45
88900000	CAP Move-Settlement	UZ	2000000118	8/31/2012	(89.19)
88900000	CAP Move-Settlement	UZ	2000000118	8/31/2012	89.19
88900000	CAP Move-Settlement	UZ	2000000050	8/31/2012	(715.50)
88900000	CAP Move-Settlement	UZ	2000000062	8/31/2012	(50.76)
88900000	CAP Move-Settlement	UZ	2000000062	8/31/2012	(7.59)
88900000	CAP Move-Settlement	UZ	2000000107	8/31/2012	(5,000.00)
88900000	CAP Move-Settlement	UZ	2000000062	8/31/2012	(216.35)
88900000	CAP Move-Settlement	UZ	2000000062	8/31/2012	(32.33)
88900000	CAP Move-Settlement	UZ	2000000103	8/31/2012	107.29
88900000	CAP Move-Settlement	UZ	2000000103	8/31/2012	3.78
88900000	CAP Move-Settlement	UZ	2000000103	8/31/2012	81.53
88900000	CAP Move-Settlement	UZ	2000000103	8/31/2012	(82.26)
88900000	CAP Move-Settlement	UZ	2000000118	8/31/2012	(82.26)
88900000	CAP Move-Settlement	UZ	2000000118	8/31/2012	82.26
88900000	CAP Move-Settlement	UZ	2000000107	8/31/2012	(50,000.00)
88900000	CAP Move-Settlement	UZ	2000000107	8/31/2012	(62,000.00)
88900000	CAP Move-Settlement	UZ	2000000050	8/31/2012	(85,515.50)
88900000	CAP Move-Settlement	UZ	2000000062	8/31/2012	(847.62)
88900000	CAP Move-Settlement	UZ	2000000062	8/31/2012	(5,672.53)

Kentucky American Water Company  
Case No. 2012-00520  
Response to PSC DR1, Item 31

Account	Description	Doc Type	Document Number	Posting Date	Amount
88900000	CAP Move-Settlement	UZ	2000000103	8/31/2012	2,435.52
88900000	CAP Move-Settlement	UZ	2000000103	8/31/2012	453.89
88900000	CAP Move-Settlement	UZ	2000000103	8/31/2012	(348.02)
88900000	CAP Move-Settlement	UZ	2000000103	8/31/2012	16.00
88900000	CAP Move-Settlement	UZ	2000000103	8/31/2012	344.92
88900000	CAP Move-Settlement	UZ	2000000105	8/31/2012	(81,662.40)
88900000	CAP Move-Settlement	UZ	2000000117	8/31/2012	505.77
88900000	CAP Move-Settlement	UZ	2000000118	8/31/2012	(348.02)
88900000	CAP Move-Settlement	UZ	2000000118	8/31/2012	348.02
88900000	CAP Move-Settlement	UZ	2000000062	8/31/2012	(365.06)
88900000	CAP Move-Settlement	UZ	2000000062	8/31/2012	(54.55)
88900000	CAP Move-Settlement	UZ	2000000062	8/31/2012	(179.61)
88900000	CAP Move-Settlement	UZ	2000000062	8/31/2012	(26.84)
88900000	CAP Move-Settlement	UZ	2000000103	8/31/2012	53.43
88900000	CAP Move-Settlement	UZ	2000000103	8/31/2012	70.31
88900000	CAP Move-Settlement	UZ	2000000103	8/31/2012	(53.91)
88900000	CAP Move-Settlement	UZ	2000000103	8/31/2012	2.48
88900000	CAP Move-Settlement	UZ	2000000117	8/31/2012	35.73
88900000	CAP Move-Settlement	UZ	2000000118	8/31/2012	53.91
88900000	CAP Move-Settlement	UZ	2000000118	8/31/2012	(53.91)
88900000	CAP Move-Settlement	UZ	2000000062	8/31/2012	(49.21)
88900000	CAP Move-Settlement	UZ	2000000062	8/31/2012	(7.36)
88900000	CAP Move-Settlement	UZ	2000000103	8/31/2012	26.28
88900000	CAP Move-Settlement	UZ	2000000103	8/31/2012	0.93
88900000	CAP Move-Settlement	UZ	2000000103	8/31/2012	(20.15)
88900000	CAP Move-Settlement	UZ	2000000103	8/31/2012	19.97
88900000	CAP Move-Settlement	UZ	2000000118	8/31/2012	(20.15)
88900000	CAP Move-Settlement	UZ	2000000118	8/31/2012	20.15
88900000	CAP Move-Settlement	UZ	2000000093	8/31/2012	1.01
88900000	CAP Move-Settlement	UZ	2000000093	8/31/2012	1.32
88900000	CAP Move-Settlement	UZ	2000000092	8/31/2012	(0.30)
88900000	CAP Move-Settlement	UZ	2000000093	8/31/2012	(0.38)
88900000	CAP Move-Settlement	UZ	2000000052	8/31/2012	(81,000.00)
88900000	CAP Move-Settlement	UZ	2000000062	8/31/2012	(250.82)
88900000	CAP Move-Settlement	UZ	2000000062	8/31/2012	(5,281.20)
88900000	CAP Move-Settlement	UZ	2000000103	8/31/2012	4.19
88900000	CAP Move-Settlement	UZ	2000000103	8/31/2012	(91.18)
88900000	CAP Move-Settlement	UZ	2000000103	8/31/2012	90.38
88900000	CAP Move-Settlement	UZ	2000000103	8/31/2012	118.93
88900000	CAP Move-Settlement	UZ	2000000117	8/31/2012	75.24
88900000	CAP Move-Settlement	UZ	2000000118	8/31/2012	91.18
88900000	CAP Move-Settlement	UZ	2000000118	8/31/2012	(91.18)
88900000	CAP Move-Settlement	UZ	2000000050	8/31/2012	(12,250.00)
88900000	CAP Move-Settlement	UZ	2000000062	8/31/2012	(798.70)
88900000	CAP Move-Settlement	UZ	2000000062	8/31/2012	(98.05)
88900000	CAP Move-Settlement	UZ	2000000062	8/31/2012	(150.07)
88900000	CAP Move-Settlement	UZ	2000000092	8/31/2012	(553.98)
88900000	CAP Move-Settlement	UZ	2000000092	8/31/2012	(722.15)
88900000	CAP Move-Settlement	UZ	2000000103	8/31/2012	46.01
88900000	CAP Move-Settlement	UZ	2000000103	8/31/2012	1.62
88900000	CAP Move-Settlement	UZ	2000000103	8/31/2012	(35.28)
88900000	CAP Move-Settlement	UZ	2000000103	8/31/2012	34.96
88900000	CAP Move-Settlement	UZ	2000000117	8/31/2012	81.26

Kentucky American Water Company  
Case No. 2012-00520  
Response to PSC DR1, Item 31

Account	Description	Doc Type	Document Number	Posting Date	Amount
88900000	CAP Move-Settlement	UZ	2000000118	8/31/2012	(35.28)
88900000	CAP Move-Settlement	UZ	2000000118	8/31/2012	35.28
88900000	CAP Move-Settlement	UZ	2000000092	8/31/2012	(43.31)
88900000	CAP Move-Settlement	UZ	2000000093	8/31/2012	(33.22)
88900000	CAP Move-Settlement	UZ	2000000052	8/31/2012	(60,000.00)
88900000	CAP Move-Settlement	UZ	2000000062	8/31/2012	(120.20)
88900000	CAP Move-Settlement	UZ	2000000062	8/31/2012	(3,912.00)
88900000	CAP Move-Settlement	UZ	2000000092	8/31/2012	(203.16)
88900000	CAP Move-Settlement	UZ	2000000093	8/31/2012	(264.84)
88900000	CAP Move-Settlement	UZ	2000000103	8/31/2012	2.07
88900000	CAP Move-Settlement	UZ	2000000103	8/31/2012	(44.95)
88900000	CAP Move-Settlement	UZ	2000000103	8/31/2012	44.55
88900000	CAP Move-Settlement	UZ	2000000103	8/31/2012	58.63
88900000	CAP Move-Settlement	UZ	2000000117	8/31/2012	21.30
88900000	CAP Move-Settlement	UZ	2000000118	8/31/2012	(44.95)
88900000	CAP Move-Settlement	UZ	2000000118	8/31/2012	44.95
88900000	CAP Move-Settlement	UZ	2000000062	8/31/2012	(35.40)
88900000	CAP Move-Settlement	UZ	2000000093	8/31/2012	(1.41)
88900000	CAP Move-Settlement	UZ	2000000093	8/31/2012	(1.08)
88900000	CAP Move-Settlement	UZ	2000000103	8/31/2012	16.53
88900000	CAP Move-Settlement	UZ	2000000103	8/31/2012	0.58
88900000	CAP Move-Settlement	UZ	2000000103	8/31/2012	(12.67)
88900000	CAP Move-Settlement	UZ	2000000103	8/31/2012	12.56
88900000	CAP Move-Settlement	UZ	2000000118	8/31/2012	12.67
88900000	CAP Move-Settlement	UZ	2000000118	8/31/2012	(12.67)
88900000	CAP Move-Settlement	UZ	2000000062	8/31/2012	(94.49)
88900000	CAP Move-Settlement	UZ	2000000105	8/31/2012	(20,000.00)
88900000	CAP Move-Settlement	UZ	2000000062	8/31/2012	(103.50)
88900000	CAP Move-Settlement	UZ	2000000105	8/31/2012	(20,000.00)
88900000	CAP Move-Settlement	UZ	2000000060	8/31/2012	(5,575.00)
88900000	CAP Move-Settlement	UZ	2000000060	8/31/2012	11,150.00
88900000	CAP Move-Settlement	UZ	2000000062	8/31/2012	363.49
88900000	CAP Move-Settlement	UZ	2000000060	8/31/2012	5,400.00
88900000	CAP Move-Settlement	UZ	2000000062	8/31/2012	352.08
88900000	CAP Move-Settlement	UZ	2000000105	8/31/2012	(30,000.00)
88900000	CAP Move-Settlement	UZ	2000000050	8/31/2012	(39,637.00)
88900000	CAP Move-Settlement	UZ	2000000062	8/31/2012	(2,584.33)
88900000	CAP Move-Settlement	UZ	2000000093	8/31/2012	(59.64)
88900000	CAP Move-Settlement	UZ	2000000093	8/31/2012	(77.75)
88900000	CAP Move-Settlement	UZ	2000000050	8/31/2012	(21,624.00)
88900000	CAP Move-Settlement	UZ	2000000062	8/31/2012	(1,409.88)
88900000	CAP Move-Settlement	UZ	2000000093	8/31/2012	(42.04)
88900000	CAP Move-Settlement	UZ	2000000093	8/31/2012	(32.25)
88900000	CAP Move-Settlement	UZ	2000000107	8/31/2012	(20,000.00)
88900000	CAP Move-Settlement	UZ	2000000092	8/31/2012	(5.16)
88900000	CAP Move-Settlement	UZ	2000000093	8/31/2012	(3.96)
88900000	CAP Move-Settlement	UZ	2000000062	8/31/2012	(254.54)
88900000	CAP Move-Settlement	UZ	2000000062	8/31/2012	(658.80)
88900000	CAP Move-Settlement	UZ	2000000093	8/31/2012	(1,037.29)
88900000	CAP Move-Settlement	UZ	2000000093	8/31/2012	(795.73)
88900000	CAP Move-Settlement	UZ	2000000107	8/31/2012	(100,000.00)
88900000	CAP Move-Settlement	UZ	2000000093	8/31/2012	(11.55)
88900000	CAP Move-Settlement	UZ	2000000093	8/31/2012	(8.86)

Kentucky American Water Company  
Case No. 2012-00520  
Response to PSC DR1, Item 31

Account	Description	Doc Type	Document Number	Posting Date	Amount
88900000	CAP Move-Settlement	UZ	2000000092	8/31/2012	(152.98)
88900000	CAP Move-Settlement	UZ	2000000093	8/31/2012	(199.42)
88900000	CAP Move-Settlement	UZ	2000000107	8/31/2012	(9,500.07)
88900000	CAP Move-Settlement	UZ	2000000093	8/31/2012	(9.49)
88900000	CAP Move-Settlement	UZ	2000000093	8/31/2012	(7.28)
88900000	CAP Move-Settlement	UZ	2000000107	8/31/2012	(9,483.30)
88900000	CAP Move-Settlement	UZ	2000000107	8/31/2012	(9,500.07)
88900000	CAP Move-Settlement	UZ	2000000062	8/31/2012	(14.73)
88900000	CAP Move-Settlement	UZ	2000000062	8/31/2012	(4.16)
88900000	CAP Move-Settlement	UZ	2000000103	8/31/2012	0.31
88900000	CAP Move-Settlement	UZ	2000000103	8/31/2012	8.81
88900000	CAP Move-Settlement	UZ	2000000103	8/31/2012	(6.75)
88900000	CAP Move-Settlement	UZ	2000000103	8/31/2012	6.69
88900000	CAP Move-Settlement	UZ	2000000117	8/31/2012	34.50
88900000	CAP Move-Settlement	UZ	2000000118	8/31/2012	6.75
88900000	CAP Move-Settlement	UZ	2000000118	8/31/2012	(6.75)
88900000	CAP Move-Settlement	UZ	2000000050	8/31/2012	(101.39)
88900000	CAP Move-Settlement	UZ	2000000050	8/31/2012	(23.70)
88900000	CAP Move-Settlement	UZ	2000000062	8/31/2012	(227.48)
88900000	CAP Move-Settlement	UZ	2000000103	8/31/2012	2.34
88900000	CAP Move-Settlement	UZ	2000000103	8/31/2012	(50.83)
88900000	CAP Move-Settlement	UZ	2000000103	8/31/2012	66.29
88900000	CAP Move-Settlement	UZ	2000000103	8/31/2012	50.38
88900000	CAP Move-Settlement	UZ	2000000117	8/31/2012	133.41
88900000	CAP Move-Settlement	UZ	2000000118	8/31/2012	(50.83)
88900000	CAP Move-Settlement	UZ	2000000118	8/31/2012	50.83
88900000	CAP Move-Settlement	UZ	2000000050	8/31/2012	(135.09)
88900000	CAP Move-Settlement	UZ	2000000050	8/31/2012	(13.91)
88900000	CAP Move-Settlement	UZ	2000000062	8/31/2012	(155.04)
88900000	CAP Move-Settlement	UZ	2000000103	8/31/2012	6.60
88900000	CAP Move-Settlement	UZ	2000000103	8/31/2012	0.23
88900000	CAP Move-Settlement	UZ	2000000103	8/31/2012	5.02
88900000	CAP Move-Settlement	UZ	2000000103	8/31/2012	(5.07)
88900000	CAP Move-Settlement	UZ	2000000117	8/31/2012	8.62
88900000	CAP Move-Settlement	UZ	2000000118	8/31/2012	5.07
88900000	CAP Move-Settlement	UZ	2000000118	8/31/2012	(5.07)
88900000	CAP Move-Settlement	UZ	2000000062	8/31/2012	(388.23)
88900000	CAP Move-Settlement	UZ	2000000103	8/31/2012	139.94
88900000	CAP Move-Settlement	UZ	2000000103	8/31/2012	184.15
88900000	CAP Move-Settlement	UZ	2000000103	8/31/2012	(141.20)
88900000	CAP Move-Settlement	UZ	2000000103	8/31/2012	6.49
88900000	CAP Move-Settlement	UZ	2000000117	8/31/2012	300.66
88900000	CAP Move-Settlement	UZ	2000000118	8/31/2012	141.20
88900000	CAP Move-Settlement	UZ	2000000118	8/31/2012	(141.20)
88900000	CAP Move-Settlement	UZ	2000000062	8/31/2012	(29.05)
88900000	CAP Move-Settlement	UZ	2000000092	8/31/2012	(0.66)
88900000	CAP Move-Settlement	UZ	2000000093	8/31/2012	(0.87)
88900000	CAP Move-Settlement	UZ	2000000092	8/31/2012	(74.80)
88900000	CAP Move-Settlement	UZ	2000000093	8/31/2012	(97.51)
88900000	CAP Move-Settlement	UZ	2000000069	8/31/2012	(42.81)
88900000	CAP Move-Settlement	UZ	2000000069	8/31/2012	(355.67)
88900000	CAP Move-Settlement	UZ	2000000069	8/31/2012	(6.78)
88900000	CAP Move-Settlement	UZ	2000000069	8/31/2012	(550.23)

Kentucky American Water Company  
Case No. 2012-00520  
Response to PSC DR1, Item 31

Account	Description	Doc Type	Document Number	Posting Date	Amount
88900000	CAP Move-Settlement	UZ	2000000069	8/31/2012	(18,714.47)
88900000	CAP Move-Settlement	UZ	2000000070	8/31/2012	(18.04)
88900000	CAP Move-Settlement	UZ	2000000077	8/31/2012	(18.91)
88900000	CAP Move-Settlement	UZ	2000000077	8/31/2012	(27.80)
88900000	CAP Move-Settlement	UZ	2000000078	8/31/2012	(11.50)
88900000	CAP Move-Settlement	UZ	2000000078	8/31/2012	(2.77)
88900000	CAP Move-Settlement	UZ	2000000078	8/31/2012	(28.68)
88900000	CAP Move-Settlement	UZ	2000000078	8/31/2012	(61.89)
88900000	CAP Move-Settlement	UZ	2000000078	8/31/2012	(3.20)
88900000	CAP Move-Settlement	UZ	2000000078	8/31/2012	(3.57)
88900000	CAP Move-Settlement	UZ	2000000080	8/31/2012	(0.73)
88900000	CAP Move-Settlement	UZ	2000000080	8/31/2012	(3.63)
88900000	CAP Move-Settlement	UZ	2000000080	8/31/2012	(12.02)
88900000	CAP Move-Settlement	UZ	2000000092	8/31/2012	(986.47)
88900000	CAP Move-Settlement	UZ	2000000092	8/31/2012	(756.75)
88900000	CAP Move-Settlement	UZ	2000000069	8/31/2012	(2.13)
88900000	CAP Move-Settlement	UZ	2000000069	8/31/2012	(118.17)
88900000	CAP Move-Settlement	UZ	2000000069	8/31/2012	(4.52)
88900000	CAP Move-Settlement	UZ	2000000069	8/31/2012	(16,283.82)
88900000	CAP Move-Settlement	UZ	2000000070	8/31/2012	(2.91)
88900000	CAP Move-Settlement	UZ	2000000070	8/31/2012	(98.40)
88900000	CAP Move-Settlement	UZ	2000000070	8/31/2012	(11.56)
88900000	CAP Move-Settlement	UZ	2000000077	8/31/2012	(20.62)
88900000	CAP Move-Settlement	UZ	2000000077	8/31/2012	(0.92)
88900000	CAP Move-Settlement	UZ	2000000078	8/31/2012	(0.25)
88900000	CAP Move-Settlement	UZ	2000000078	8/31/2012	(6.30)
88900000	CAP Move-Settlement	UZ	2000000078	8/31/2012	(9.56)
88900000	CAP Move-Settlement	UZ	2000000078	8/31/2012	(1.06)
88900000	CAP Move-Settlement	UZ	2000000078	8/31/2012	(9.26)
88900000	CAP Move-Settlement	UZ	2000000078	8/31/2012	(1.19)
88900000	CAP Move-Settlement	UZ	2000000080	8/31/2012	(4.01)
88900000	CAP Move-Settlement	UZ	2000000080	8/31/2012	(1.21)
88900000	CAP Move-Settlement	UZ	2000000080	8/31/2012	(3.83)
88900000	CAP Move-Settlement	UZ	2000000092	8/31/2012	(741.03)
88900000	CAP Move-Settlement	UZ	2000000092	8/31/2012	(965.98)
88900000	CAP Move-Settlement	UZ	2000000069	8/31/2012	(4.43)
88900000	CAP Move-Settlement	UZ	2000000070	8/31/2012	(4.49)
88900000	CAP Move-Settlement	UZ	2000000070	8/31/2012	(58.50)
88900000	CAP Move-Settlement	UZ	2000000092	8/31/2012	(2.33)
88900000	CAP Move-Settlement	UZ	2000000093	8/31/2012	(1.79)
88900000	CAP Move-Settlement	UZ	2000000069	8/31/2012	(4.47)
88900000	CAP Move-Settlement	UZ	2000000070	8/31/2012	(217.44)
88900000	CAP Move-Settlement	UZ	2000000070	8/31/2012	(4.43)
88900000	CAP Move-Settlement	UZ	2000000092	8/31/2012	(5.22)
88900000	CAP Move-Settlement	UZ	2000000093	8/31/2012	(6.81)
88900000	CAP Move-Settlement	UZ	2000000070	8/31/2012	(2.31)
88900000	CAP Move-Settlement	UZ	2000000093	8/31/2012	(7.69)
88900000	CAP Move-Settlement	UZ	2000000093	8/31/2012	(10.02)
88900000	CAP Move-Settlement	UZ	2000000092	8/31/2012	(29.97)
88900000	CAP Move-Settlement	UZ	2000000093	8/31/2012	(39.07)
88900000	CAP Move-Settlement	UZ	2000000093	8/31/2012	(29.98)
88900000	CAP Move-Settlement	UZ	2000000093	8/31/2012	(39.07)
88900000	CAP Move-Settlement	UZ	2000000092	8/31/2012	(39.07)

Kentucky American Water Company  
Case No. 2012-00520  
Response to PSC DR1, Item 31

Account	Description	Doc Type	Document Number	Posting Date	Amount
88900000	CAP Move-Settlement	UZ	2000000092	8/31/2012	(29.97)
88900000	CAP Move-Settlement	UZ	2000000092	8/31/2012	(8.53)
88900000	CAP Move-Settlement	UZ	2000000093	8/31/2012	(11.12)
88900000	CAP Move-Settlement	UZ	2000000092	8/31/2012	(11.12)
88900000	CAP Move-Settlement	UZ	2000000093	8/31/2012	(8.53)
88900000	CAP Move-Settlement	UZ	2000000093	8/31/2012	(8.53)
88900000	CAP Move-Settlement	UZ	2000000093	8/31/2012	(11.12)
88900000	CAP Move-Settlement	UZ	2000000069	8/31/2012	(314.38)
88900000	CAP Move-Settlement	UZ	2000000069	8/31/2012	(97.93)
88900000	CAP Move-Settlement	UZ	2000000069	8/31/2012	(55.53)
88900000	CAP Move-Settlement	UZ	2000000069	8/31/2012	(10.61)
88900000	CAP Move-Settlement	UZ	2000000069	8/31/2012	(2,077.30)
88900000	CAP Move-Settlement	UZ	2000000070	8/31/2012	(232.06)
88900000	CAP Move-Settlement	UZ	2000000070	8/31/2012	(23.93)
88900000	CAP Move-Settlement	UZ	2000000077	8/31/2012	(2.15)
88900000	CAP Move-Settlement	UZ	2000000077	8/31/2012	(7.67)
88900000	CAP Move-Settlement	UZ	2000000077	8/31/2012	(19.11)
88900000	CAP Move-Settlement	UZ	2000000078	8/31/2012	(41.26)
88900000	CAP Move-Settlement	UZ	2000000078	8/31/2012	(18.55)
88900000	CAP Move-Settlement	UZ	2000000078	8/31/2012	(2.38)
88900000	CAP Move-Settlement	UZ	2000000078	8/31/2012	(1.84)
88900000	CAP Move-Settlement	UZ	2000000078	8/31/2012	(2.44)
88900000	CAP Move-Settlement	UZ	2000000078	8/31/2012	(0.49)
88900000	CAP Move-Settlement	UZ	2000000078	8/31/2012	(12.61)
88900000	CAP Move-Settlement	UZ	2000000078	8/31/2012	(8.02)
88900000	CAP Move-Settlement	UZ	2000000093	8/31/2012	(62.93)
88900000	CAP Move-Settlement	UZ	2000000093	8/31/2012	(82.03)
88900000	CAP Move-Settlement	UZ	2000000069	8/31/2012	(165.94)
88900000	CAP Move-Settlement	UZ	2000000069	8/31/2012	(106.39)
88900000	CAP Move-Settlement	UZ	2000000069	8/31/2012	(2.49)
88900000	CAP Move-Settlement	UZ	2000000070	8/31/2012	(18.13)
88900000	CAP Move-Settlement	UZ	2000000070	8/31/2012	(10.70)
88900000	CAP Move-Settlement	UZ	2000000070	8/31/2012	(19,164.06)
88900000	CAP Move-Settlement	UZ	2000000077	8/31/2012	(1.21)
88900000	CAP Move-Settlement	UZ	2000000077	8/31/2012	(3.83)
88900000	CAP Move-Settlement	UZ	2000000077	8/31/2012	(9.26)
88900000	CAP Move-Settlement	UZ	2000000077	8/31/2012	(20.62)
88900000	CAP Move-Settlement	UZ	2000000078	8/31/2012	(0.25)
88900000	CAP Move-Settlement	UZ	2000000078	8/31/2012	(9.56)
88900000	CAP Move-Settlement	UZ	2000000078	8/31/2012	(1.19)
88900000	CAP Move-Settlement	UZ	2000000078	8/31/2012	(4.01)
88900000	CAP Move-Settlement	UZ	2000000078	8/31/2012	(6.30)
88900000	CAP Move-Settlement	UZ	2000000080	8/31/2012	(0.92)
88900000	CAP Move-Settlement	UZ	2000000080	8/31/2012	(1.06)
88900000	CAP Move-Settlement	UZ	2000000093	8/31/2012	(714.62)
88900000	CAP Move-Settlement	UZ	2000000093	8/31/2012	(931.56)
88900000	CAP Move-Settlement	UZ	2000000069	8/31/2012	(14.87)
88900000	CAP Move-Settlement	UZ	2000000069	8/31/2012	(0.20)
88900000	CAP Move-Settlement	UZ	2000000069	8/31/2012	(14.53)
88900000	CAP Move-Settlement	UZ	2000000070	8/31/2012	(24.35)
88900000	CAP Move-Settlement	UZ	2000000070	8/31/2012	(702.24)
88900000	CAP Move-Settlement	UZ	2000000070	8/31/2012	(218.23)
88900000	CAP Move-Settlement	UZ	2000000077	8/31/2012	(2.38)

Kentucky American Water Company  
Case No. 2012-00520  
Response to PSC DR1, Item 31

Account	Description	Doc Type	Document Number	Posting Date	Amount
88900000	CAP Move-Settlement	UZ	2000000077	8/31/2012	(1.84)
88900000	CAP Move-Settlement	UZ	2000000078	8/31/2012	(2.44)
88900000	CAP Move-Settlement	UZ	2000000078	8/31/2012	(2.15)
88900000	CAP Move-Settlement	UZ	2000000078	8/31/2012	(18.55)
88900000	CAP Move-Settlement	UZ	2000000078	8/31/2012	(41.26)
88900000	CAP Move-Settlement	UZ	2000000078	8/31/2012	(19.11)
88900000	CAP Move-Settlement	UZ	2000000078	8/31/2012	(0.49)
88900000	CAP Move-Settlement	UZ	2000000080	8/31/2012	(7.67)
88900000	CAP Move-Settlement	UZ	2000000080	8/31/2012	(8.02)
88900000	CAP Move-Settlement	UZ	2000000080	8/31/2012	(12.61)
88900000	CAP Move-Settlement	UZ	2000000092	8/31/2012	(25.70)
88900000	CAP Move-Settlement	UZ	2000000092	8/31/2012	(33.50)
88900000	CAP Move-Settlement	UZ	2000000069	8/31/2012	(336.41)
88900000	CAP Move-Settlement	UZ	2000000069	8/31/2012	(20.55)
88900000	CAP Move-Settlement	UZ	2000000069	8/31/2012	(9.65)
88900000	CAP Move-Settlement	UZ	2000000070	8/31/2012	(11.86)
88900000	CAP Move-Settlement	UZ	2000000070	8/31/2012	(186.86)
88900000	CAP Move-Settlement	UZ	2000000070	8/31/2012	(91.99)
88900000	CAP Move-Settlement	UZ	2000000070	8/31/2012	(702.24)
88900000	CAP Move-Settlement	UZ	2000000077	8/31/2012	(1.06)
88900000	CAP Move-Settlement	UZ	2000000077	8/31/2012	(0.25)
88900000	CAP Move-Settlement	UZ	2000000077	8/31/2012	(6.30)
88900000	CAP Move-Settlement	UZ	2000000077	8/31/2012	(1.19)
88900000	CAP Move-Settlement	UZ	2000000077	8/31/2012	(9.56)
88900000	CAP Move-Settlement	UZ	2000000077	8/31/2012	(4.01)
88900000	CAP Move-Settlement	UZ	2000000077	8/31/2012	(1.21)
88900000	CAP Move-Settlement	UZ	2000000078	8/31/2012	(0.92)
88900000	CAP Move-Settlement	UZ	2000000078	8/31/2012	(20.62)
88900000	CAP Move-Settlement	UZ	2000000080	8/31/2012	(3.83)
88900000	CAP Move-Settlement	UZ	2000000080	8/31/2012	(9.26)
88900000	CAP Move-Settlement	UZ	2000000093	8/31/2012	(34.21)
88900000	CAP Move-Settlement	UZ	2000000093	8/31/2012	(26.25)
88900000	CAP Move-Settlement	UZ	2000000069	8/31/2012	(338.30)
88900000	CAP Move-Settlement	UZ	2000000069	8/31/2012	(50.23)
88900000	CAP Move-Settlement	UZ	2000000069	8/31/2012	(0.20)
88900000	CAP Move-Settlement	UZ	2000000069	8/31/2012	(24.27)
88900000	CAP Move-Settlement	UZ	2000000070	8/31/2012	(702.24)
88900000	CAP Move-Settlement	UZ	2000000070	8/31/2012	(18.19)
88900000	CAP Move-Settlement	UZ	2000000077	8/31/2012	(3.63)
88900000	CAP Move-Settlement	UZ	2000000077	8/31/2012	(11.50)
88900000	CAP Move-Settlement	UZ	2000000077	8/31/2012	(18.91)
88900000	CAP Move-Settlement	UZ	2000000078	8/31/2012	(12.02)
88900000	CAP Move-Settlement	UZ	2000000078	8/31/2012	(28.68)
88900000	CAP Move-Settlement	UZ	2000000078	8/31/2012	(0.73)
88900000	CAP Move-Settlement	UZ	2000000078	8/31/2012	(2.77)
88900000	CAP Move-Settlement	UZ	2000000078	8/31/2012	(3.20)
88900000	CAP Move-Settlement	UZ	2000000080	8/31/2012	(27.80)
88900000	CAP Move-Settlement	UZ	2000000080	8/31/2012	(61.89)
88900000	CAP Move-Settlement	UZ	2000000080	8/31/2012	(3.57)
88900000	CAP Move-Settlement	UZ	2000000093	8/31/2012	(29.55)
88900000	CAP Move-Settlement	UZ	2000000093	8/31/2012	(22.67)
88900000	CAP Move-Settlement	UZ	2000000069	8/31/2012	(26.01)
88900000	CAP Move-Settlement	UZ	2000000069	8/31/2012	(16.75)



Kentucky American Water Company  
Case No. 2012-00520  
Response to PSC DR1, Item 31

Account	Description	Doc Type	Document Number	Posting Date	Amount
88900000	CAP Move-Settlement	UZ	2000000070	8/31/2012	(28.63)
88900000	CAP Move-Settlement	UZ	2000000070	8/31/2012	(310.68)
88900000	CAP Move-Settlement	UZ	2000000070	8/31/2012	(232.06)
88900000	CAP Move-Settlement	UZ	2000000070	8/31/2012	(63.74)
88900000	CAP Move-Settlement	UZ	2000000070	8/31/2012	(358.53)
88900000	CAP Move-Settlement	UZ	2000000077	8/31/2012	(18.91)
88900000	CAP Move-Settlement	UZ	2000000077	8/31/2012	(11.50)
88900000	CAP Move-Settlement	UZ	2000000077	8/31/2012	(0.73)
88900000	CAP Move-Settlement	UZ	2000000077	8/31/2012	(2.77)
88900000	CAP Move-Settlement	UZ	2000000078	8/31/2012	(3.20)
88900000	CAP Move-Settlement	UZ	2000000078	8/31/2012	(3.63)
88900000	CAP Move-Settlement	UZ	2000000078	8/31/2012	(12.02)
88900000	CAP Move-Settlement	UZ	2000000078	8/31/2012	(28.68)
88900000	CAP Move-Settlement	UZ	2000000078	8/31/2012	(3.57)
88900000	CAP Move-Settlement	UZ	2000000078	8/31/2012	(27.80)
88900000	CAP Move-Settlement	UZ	2000000080	8/31/2012	(61.89)
88900000	CAP Move-Settlement	UZ	2000000092	8/31/2012	(71.03)
88900000	CAP Move-Settlement	UZ	2000000093	8/31/2012	(92.60)
88900000	CAP Move-Settlement	UZ	2000000069	8/31/2012	(232.06)
88900000	CAP Move-Settlement	UZ	2000000069	8/31/2012	(1,535.22)
88900000	CAP Move-Settlement	UZ	2000000069	8/31/2012	(30.86)
88900000	CAP Move-Settlement	UZ	2000000069	8/31/2012	(411.65)
88900000	CAP Move-Settlement	UZ	2000000069	8/31/2012	(31.20)
88900000	CAP Move-Settlement	UZ	2000000070	8/31/2012	(28.63)
88900000	CAP Move-Settlement	UZ	2000000070	8/31/2012	(36.70)
88900000	CAP Move-Settlement	UZ	2000000077	8/31/2012	(11.50)
88900000	CAP Move-Settlement	UZ	2000000077	8/31/2012	(27.80)
88900000	CAP Move-Settlement	UZ	2000000077	8/31/2012	(3.57)
88900000	CAP Move-Settlement	UZ	2000000077	8/31/2012	(18.91)
88900000	CAP Move-Settlement	UZ	2000000077	8/31/2012	(2.77)
88900000	CAP Move-Settlement	UZ	2000000077	8/31/2012	(3.20)
88900000	CAP Move-Settlement	UZ	2000000077	8/31/2012	(61.89)
88900000	CAP Move-Settlement	UZ	2000000078	8/31/2012	(3.63)
88900000	CAP Move-Settlement	UZ	2000000078	8/31/2012	(28.68)
88900000	CAP Move-Settlement	UZ	2000000078	8/31/2012	(0.73)
88900000	CAP Move-Settlement	UZ	2000000080	8/31/2012	(12.02)
88900000	CAP Move-Settlement	UZ	2000000092	8/31/2012	(69.55)
88900000	CAP Move-Settlement	UZ	2000000092	8/31/2012	(90.67)
88900000	CAP Move-Settlement	UZ	2000000069	8/31/2012	(49.22)
88900000	CAP Move-Settlement	UZ	2000000069	8/31/2012	(1,100.96)
88900000	CAP Move-Settlement	UZ	2000000069	8/31/2012	(87.03)
88900000	CAP Move-Settlement	UZ	2000000069	8/31/2012	(128.87)
88900000	CAP Move-Settlement	UZ	2000000069	8/31/2012	(1,904.21)
88900000	CAP Move-Settlement	UZ	2000000070	8/31/2012	(61.65)
88900000	CAP Move-Settlement	UZ	2000000077	8/31/2012	(9.59)
88900000	CAP Move-Settlement	UZ	2000000077	8/31/2012	(10.93)
88900000	CAP Move-Settlement	UZ	2000000077	8/31/2012	(10.70)
88900000	CAP Move-Settlement	UZ	2000000077	8/31/2012	(2.18)
88900000	CAP Move-Settlement	UZ	2000000077	8/31/2012	(83.47)
88900000	CAP Move-Settlement	UZ	2000000078	8/31/2012	(34.51)
88900000	CAP Move-Settlement	UZ	2000000078	8/31/2012	(86.02)
88900000	CAP Move-Settlement	UZ	2000000078	8/31/2012	(56.73)
88900000	CAP Move-Settlement	UZ	2000000078	8/31/2012	(36.07)

## Kentucky American Water Company

Case No. 2012-00520

Response to PSC DR1, Item 31

Account	Description	Doc Type	Document Number	Posting Date	Amount
88900000	CAP Move-Settlement	UZ	200000078	8/31/2012	(185.66)
88900000	CAP Move-Settlement	UZ	200000080	8/31/2012	(8.30)
88900000	CAP Move-Settlement	UZ	200000092	8/31/2012	(112.74)
88900000	CAP Move-Settlement	UZ	200000092	8/31/2012	(146.97)
88900000	CAP Move-Settlement	UZ	200000069	8/31/2012	(1,653.11)
88900000	CAP Move-Settlement	UZ	200000069	8/31/2012	(117.78)
88900000	CAP Move-Settlement	UZ	200000069	8/31/2012	(212.93)
88900000	CAP Move-Settlement	UZ	200000070	8/31/2012	(1,518.92)
88900000	CAP Move-Settlement	UZ	200000070	8/31/2012	(42.40)
88900000	CAP Move-Settlement	UZ	200000070	8/31/2012	(111.38)
88900000	CAP Move-Settlement	UZ	200000077	8/31/2012	(14.58)
88900000	CAP Move-Settlement	UZ	200000077	8/31/2012	(247.56)
88900000	CAP Move-Settlement	UZ	200000077	8/31/2012	(12.78)
88900000	CAP Move-Settlement	UZ	200000078	8/31/2012	(2.91)
88900000	CAP Move-Settlement	UZ	200000078	8/31/2012	(75.64)
88900000	CAP Move-Settlement	UZ	200000078	8/31/2012	(114.69)
88900000	CAP Move-Settlement	UZ	200000078	8/31/2012	(48.09)
88900000	CAP Move-Settlement	UZ	200000078	8/31/2012	(14.25)
88900000	CAP Move-Settlement	UZ	200000080	8/31/2012	(111.32)
88900000	CAP Move-Settlement	UZ	200000080	8/31/2012	(46.01)
88900000	CAP Move-Settlement	UZ	200000080	8/31/2012	(11.07)
88900000	CAP Move-Settlement	UZ	200000092	8/31/2012	(206.22)
88900000	CAP Move-Settlement	UZ	200000093	8/31/2012	(158.19)
88900000	CAP Move-Settlement	UZ	200000092	8/31/2012	(103.04)
88900000	CAP Move-Settlement	UZ	200000093	8/31/2012	(79.05)
88900000	CAP Move-Settlement	UZ	200000092	8/31/2012	(100.84)
88900000	CAP Move-Settlement	UZ	200000093	8/31/2012	(131.45)
88900000	CAP Move-Settlement	UZ	200000093	8/31/2012	(22.18)
88900000	CAP Move-Settlement	UZ	200000093	8/31/2012	(17.02)
88900000	CAP Move-Settlement	UZ	200000069	8/31/2012	(21.44)
88900000	CAP Move-Settlement	UZ	200000069	8/31/2012	(351.54)
88900000	CAP Move-Settlement	UZ	200000069	8/31/2012	(0.20)
88900000	CAP Move-Settlement	UZ	200000069	8/31/2012	(34.03)
88900000	CAP Move-Settlement	UZ	200000069	8/31/2012	(16.40)
88900000	CAP Move-Settlement	UZ	200000070	8/31/2012	(702.24)
88900000	CAP Move-Settlement	UZ	200000077	8/31/2012	(0.73)
88900000	CAP Move-Settlement	UZ	200000077	8/31/2012	(27.80)
88900000	CAP Move-Settlement	UZ	200000078	8/31/2012	(18.91)
88900000	CAP Move-Settlement	UZ	200000078	8/31/2012	(3.63)
88900000	CAP Move-Settlement	UZ	200000078	8/31/2012	(12.02)
88900000	CAP Move-Settlement	UZ	200000078	8/31/2012	(61.89)
88900000	CAP Move-Settlement	UZ	200000078	8/31/2012	(2.77)
88900000	CAP Move-Settlement	UZ	200000078	8/31/2012	(28.68)
88900000	CAP Move-Settlement	UZ	200000080	8/31/2012	(3.20)
88900000	CAP Move-Settlement	UZ	200000080	8/31/2012	(3.57)
88900000	CAP Move-Settlement	UZ	200000080	8/31/2012	(11.50)
88900000	CAP Move-Settlement	UZ	200000092	8/31/2012	(52.88)
88900000	CAP Move-Settlement	UZ	200000093	8/31/2012	(68.94)
88900000	CAP Move-Settlement	UZ	200000092	8/31/2012	(3.88)
88900000	CAP Move-Settlement	UZ	200000093	8/31/2012	(5.06)
88900000	CAP Move-Settlement	UZ	200000092	8/31/2012	(44.47)
88900000	CAP Move-Settlement	UZ	200000092	8/31/2012	(34.11)
88900000	CAP Move-Settlement	UZ	200000069	8/31/2012	(23.98)

Kentucky American Water Company

Case No. 2012-00520

Response to PSC DR1, Item 31

Account	Description	Doc Type	Document Number	Posting Date	Amount
88900000	CAP Move-Settlement	UZ	2000000069	8/31/2012	(122.42)
88900000	CAP Move-Settlement	UZ	2000000069	8/31/2012	(6.44)
88900000	CAP Move-Settlement	UZ	2000000070	8/31/2012	(102.63)
88900000	CAP Move-Settlement	UZ	2000000070	8/31/2012	(8.34)
88900000	CAP Move-Settlement	UZ	2000000070	8/31/2012	(99,691.72)
88900000	CAP Move-Settlement	UZ	2000000077	8/31/2012	(1.21)
88900000	CAP Move-Settlement	UZ	2000000077	8/31/2012	(20.62)
88900000	CAP Move-Settlement	UZ	2000000077	8/31/2012	(4.01)
88900000	CAP Move-Settlement	UZ	2000000078	8/31/2012	(1.19)
88900000	CAP Move-Settlement	UZ	2000000078	8/31/2012	(9.56)
88900000	CAP Move-Settlement	UZ	2000000078	8/31/2012	(6.30)
88900000	CAP Move-Settlement	UZ	2000000079	8/31/2012	(3.83)
88900000	CAP Move-Settlement	UZ	2000000080	8/31/2012	(0.25)
88900000	CAP Move-Settlement	UZ	2000000080	8/31/2012	(9.26)
88900000	CAP Move-Settlement	UZ	2000000080	8/31/2012	(1.06)
88900000	CAP Move-Settlement	UZ	2000000080	8/31/2012	(0.92)
88900000	CAP Move-Settlement	UZ	2000000093	8/31/2012	(2,434.12)
88900000	CAP Move-Settlement	UZ	2000000093	8/31/2012	(1,867.27)
88900000	CAP Move-Settlement	UZ	2000000069	8/31/2012	(188.01)
88900000	CAP Move-Settlement	UZ	2000000070	8/31/2012	(1.16)
88900000	CAP Move-Settlement	UZ	2000000070	8/31/2012	(103,009.41)
88900000	CAP Move-Settlement	UZ	2000000070	8/31/2012	(6.28)
88900000	CAP Move-Settlement	UZ	2000000070	8/31/2012	(46.64)
88900000	CAP Move-Settlement	UZ	2000000070	8/31/2012	(3.50)
88900000	CAP Move-Settlement	UZ	2000000092	8/31/2012	(2,321.32)
88900000	CAP Move-Settlement	UZ	2000000092	8/31/2012	(3,026.00)
88900000	CAP Move-Settlement	UZ	2000000069	8/31/2012	(181.86)
88900000	CAP Move-Settlement	UZ	2000000092	8/31/2012	(16.92)
88900000	CAP Move-Settlement	UZ	2000000093	8/31/2012	(22.06)
88900000	CAP Move-Settlement	UZ	2000000069	8/31/2012	(6.67)
88900000	CAP Move-Settlement	UZ	2000000069	8/31/2012	(702.24)
88900000	CAP Move-Settlement	UZ	2000000069	8/31/2012	(52.47)
88900000	CAP Move-Settlement	UZ	2000000070	8/31/2012	(747.12)
88900000	CAP Move-Settlement	UZ	2000000070	8/31/2012	(39.37)
88900000	CAP Move-Settlement	UZ	2000000070	8/31/2012	(152.36)
88900000	CAP Move-Settlement	UZ	2000000077	8/31/2012	(31.52)
88900000	CAP Move-Settlement	UZ	2000000077	8/31/2012	(19.17)
88900000	CAP Move-Settlement	UZ	2000000077	8/31/2012	(2.73)
88900000	CAP Move-Settlement	UZ	2000000077	8/31/2012	(6.66)
88900000	CAP Move-Settlement	UZ	2000000077	8/31/2012	0.17
88900000	CAP Move-Settlement	UZ	2000000077	8/31/2012	(109.11)
88900000	CAP Move-Settlement	UZ	2000000078	8/31/2012	(6.75)
88900000	CAP Move-Settlement	UZ	2000000078	8/31/2012	(64.56)
88900000	CAP Move-Settlement	UZ	2000000078	8/31/2012	(26.32)
88900000	CAP Move-Settlement	UZ	2000000078	8/31/2012	(6.65)
88900000	CAP Move-Settlement	UZ	2000000078	8/31/2012	(102.69)
88900000	CAP Move-Settlement	UZ	2000000078	8/31/2012	(24.35)
88900000	CAP Move-Settlement	UZ	2000000080	8/31/2012	0.01
88900000	CAP Move-Settlement	UZ	2000000093	8/31/2012	(77.18)
88900000	CAP Move-Settlement	UZ	2000000093	8/31/2012	(59.20)
88900000	CAP Move-Settlement	UZ	2000000092	8/31/2012	(5.19)
88900000	CAP Move-Settlement	UZ	2000000093	8/31/2012	(6.77)
88900000	CAP Move-Settlement	UZ	2000000092	8/31/2012	(5.21)

Kentucky American Water Company  
Case No. 2012-00520  
Response to PSC DR1, Item 31

Account	Description	Doc Type	Document Number	Posting Date	Amount
88900000	CAP Move-Settlement	UZ	2000000093	8/31/2012	(3.99)
88900000	CAP Move-Settlement	UZ	2000000092	8/31/2012	(7.39)
88900000	CAP Move-Settlement	UZ	2000000093	8/31/2012	(9.64)
88900000	CAP Move-Settlement	UZ	2000000092	8/31/2012	(155.66)
88900000	CAP Move-Settlement	UZ	2000000093	8/31/2012	(119.41)
88900000	CAP Move-Settlement	UZ	2000000092	8/31/2012	(187.89)
88900000	CAP Move-Settlement	UZ	2000000093	8/31/2012	(144.14)
88900000	CAP Move-Settlement	UZ	2000000092	8/31/2012	(237.53)
88900000	CAP Move-Settlement	UZ	2000000093	8/31/2012	(182.22)
88900000	CAP Move-Settlement	UZ	2000000093	8/31/2012	(631.02)
88900000	CAP Move-Settlement	UZ	2000000093	8/31/2012	(484.07)
88900000	CAP Move-Settlement	UZ	2000000092	8/31/2012	(12.59)
88900000	CAP Move-Settlement	UZ	2000000093	8/31/2012	(9.66)
88900000	CAP Move-Settlement	UZ	2000000092	8/31/2012	(7.21)
88900000	CAP Move-Settlement	UZ	2000000093	8/31/2012	(9.40)
88900000	CAP Move-Settlement	UZ	2000000092	8/31/2012	(15.18)
88900000	CAP Move-Settlement	UZ	2000000093	8/31/2012	(19.79)
88900000	CAP Move-Settlement	UZ	2000000092	8/31/2012	(1,221.21)
88900000	CAP Move-Settlement	UZ	2000000092	8/31/2012	(1,591.94)
88900000	CAP Move-Settlement	UZ	2000000069	8/31/2012	(0.26)
88900000	CAP Move-Settlement	UZ	2000000069	8/31/2012	(0.21)
88900000	CAP Move-Settlement	UZ	2000000070	8/31/2012	(0.45)
88900000	CAP Move-Settlement	UZ	2000000070	8/31/2012	(2.88)
88900000	CAP Move-Settlement	UZ	2000000092	8/31/2012	(260.42)
88900000	CAP Move-Settlement	UZ	2000000092	8/31/2012	(199.77)
88900000	CAP Move-Settlement	UZ	2000000069	8/31/2012	(176.23)
88900000	CAP Move-Settlement	UZ	2000000069	8/31/2012	(4.41)
88900000	CAP Move-Settlement	UZ	2000000070	8/31/2012	(14.17)
88900000	CAP Move-Settlement	UZ	2000000070	8/31/2012	(13.07)
88900000	CAP Move-Settlement	UZ	2000000077	8/31/2012	(20.62)
88900000	CAP Move-Settlement	UZ	2000000077	8/31/2012	(0.25)
88900000	CAP Move-Settlement	UZ	2000000077	8/31/2012	(3.83)
88900000	CAP Move-Settlement	UZ	2000000078	8/31/2012	(1.06)
88900000	CAP Move-Settlement	UZ	2000000078	8/31/2012	(9.56)
88900000	CAP Move-Settlement	UZ	2000000078	8/31/2012	(6.30)
88900000	CAP Move-Settlement	UZ	2000000078	8/31/2012	(4.01)
88900000	CAP Move-Settlement	UZ	2000000078	8/31/2012	(1.19)
88900000	CAP Move-Settlement	UZ	2000000078	8/31/2012	(1.21)
88900000	CAP Move-Settlement	UZ	2000000078	8/31/2012	(0.92)
88900000	CAP Move-Settlement	UZ	2000000080	8/31/2012	(9.26)
88900000	CAP Move-Settlement	UZ	2000000093	8/31/2012	(2.52)
88900000	CAP Move-Settlement	UZ	2000000093	8/31/2012	(3.29)
88900000	CAP Move-Settlement	UZ	2000000069	8/31/2012	(1,480.49)
88900000	CAP Move-Settlement	UZ	2000000070	8/31/2012	(420.57)
88900000	CAP Move-Settlement	UZ	2000000093	8/31/2012	(87.40)
88900000	CAP Move-Settlement	UZ	2000000093	8/31/2012	(67.05)
88900000	CAP Move-Settlement	UZ	2000000069	8/31/2012	(176.23)
88900000	CAP Move-Settlement	UZ	2000000069	8/31/2012	(4.41)
88900000	CAP Move-Settlement	UZ	2000000069	8/31/2012	(14.18)
88900000	CAP Move-Settlement	UZ	2000000070	8/31/2012	(13.08)
88900000	CAP Move-Settlement	UZ	2000000077	8/31/2012	(0.92)
88900000	CAP Move-Settlement	UZ	2000000077	8/31/2012	(3.83)
88900000	CAP Move-Settlement	UZ	2000000077	8/31/2012	(0.25)

Kentucky American Water Company  
Case No. 2012-00520  
Response to PSC DR1, Item 31

Account	Description	Doc Type	Document Number	Posting Date	Amount
88900000	CAP Move-Settlement	UZ	2000000078	8/31/2012	(1.19)
88900000	CAP Move-Settlement	UZ	2000000078	8/31/2012	(20.62)
88900000	CAP Move-Settlement	UZ	2000000078	8/31/2012	(4.01)
88900000	CAP Move-Settlement	UZ	2000000078	8/31/2012	(9.26)
88900000	CAP Move-Settlement	UZ	2000000078	8/31/2012	(9.56)
88900000	CAP Move-Settlement	UZ	2000000080	8/31/2012	(6.30)
88900000	CAP Move-Settlement	UZ	2000000080	8/31/2012	(1.21)
88900000	CAP Move-Settlement	UZ	2000000080	8/31/2012	(1.06)
88900000	CAP Move-Settlement	UZ	2000000092	8/31/2012	(20.06)
88900000	CAP Move-Settlement	UZ	2000000093	8/31/2012	(15.38)
88900000	CAP Move-Settlement	UZ	2000000093	8/31/2012	(3.05)
88900000	CAP Move-Settlement	UZ	2000000093	8/31/2012	(2.34)
88900000	CAP Move-Settlement	UZ	2000000092	8/31/2012	(3.61)
88900000	CAP Move-Settlement	UZ	2000000093	8/31/2012	(2.77)
88900000	CAP Move-Settlement	UZ	2000000069	8/31/2012	(10.96)
88900000	CAP Move-Settlement	UZ	2000000069	8/31/2012	(3.72)
88900000	CAP Move-Settlement	UZ	2000000070	8/31/2012	(18.92)
88900000	CAP Move-Settlement	UZ	2000000070	8/31/2012	(148.80)
88900000	CAP Move-Settlement	UZ	2000000077	8/31/2012	(1.57)
88900000	CAP Move-Settlement	UZ	2000000077	8/31/2012	(14.80)
88900000	CAP Move-Settlement	UZ	2000000078	8/31/2012	(9.52)
88900000	CAP Move-Settlement	UZ	2000000078	8/31/2012	(2.26)
88900000	CAP Move-Settlement	UZ	2000000078	8/31/2012	(11.37)
88900000	CAP Move-Settlement	UZ	2000000078	8/31/2012	(16.61)
88900000	CAP Move-Settlement	UZ	2000000078	8/31/2012	(5.50)
88900000	CAP Move-Settlement	UZ	2000000078	8/31/2012	(8.94)
88900000	CAP Move-Settlement	UZ	2000000078	8/31/2012	(5.35)
88900000	CAP Move-Settlement	UZ	2000000078	8/31/2012	(13.05)
88900000	CAP Move-Settlement	UZ	2000000080	8/31/2012	(0.52)
88900000	CAP Move-Settlement	UZ	2000000080	8/31/2012	0.70
88900000	CAP Move-Settlement	UZ	2000000093	8/31/2012	(8.50)
88900000	CAP Move-Settlement	UZ	2000000093	8/31/2012	(11.08)
88900000	CAP Move-Settlement	UZ	2000000069	8/31/2012	(46.40)
88900000	CAP Move-Settlement	UZ	2000000069	8/31/2012	(4.32)
88900000	CAP Move-Settlement	UZ	2000000069	8/31/2012	(172.79)
88900000	CAP Move-Settlement	UZ	2000000070	8/31/2012	(13.41)
88900000	CAP Move-Settlement	UZ	2000000077	8/31/2012	(1.21)
88900000	CAP Move-Settlement	UZ	2000000077	8/31/2012	(9.26)
88900000	CAP Move-Settlement	UZ	2000000077	8/31/2012	(3.83)
88900000	CAP Move-Settlement	UZ	2000000078	8/31/2012	(1.06)
88900000	CAP Move-Settlement	UZ	2000000078	8/31/2012	(0.92)
88900000	CAP Move-Settlement	UZ	2000000078	8/31/2012	(6.30)
88900000	CAP Move-Settlement	UZ	2000000078	8/31/2012	(1.19)
88900000	CAP Move-Settlement	UZ	2000000078	8/31/2012	(9.56)
88900000	CAP Move-Settlement	UZ	2000000080	8/31/2012	(4.01)
88900000	CAP Move-Settlement	UZ	2000000080	8/31/2012	(0.25)
88900000	CAP Move-Settlement	UZ	2000000080	8/31/2012	(20.62)
88900000	CAP Move-Settlement	UZ	2000000093	8/31/2012	(7.09)
88900000	CAP Move-Settlement	UZ	2000000093	8/31/2012	(9.24)
88900000	CAP Move-Settlement	UZ	2000000069	8/31/2012	(1.29)
88900000	CAP Move-Settlement	UZ	2000000069	8/31/2012	(5.44)
88900000	CAP Move-Settlement	UZ	2000000069	8/31/2012	(51.44)
88900000	CAP Move-Settlement	UZ	2000000069	8/31/2012	(3.85)

Kentucky American Water Company  
Case No. 2012-00520  
Response to PSC DR1, Item 31

Account	Description	Doc Type	Document Number	Posting Date	Amount
88900000	CAP Move-Settlement	UZ	2000000093	8/31/2012	(7.48)
88900000	CAP Move-Settlement	UZ	2000000093	8/31/2012	(9.75)
88900000	CAP Move-Settlement	UZ	2000000092	8/31/2012	(12.44)
88900000	CAP Move-Settlement	UZ	2000000093	8/31/2012	(9.55)
88900000	CAP Move-Settlement	UZ	2000000092	8/31/2012	(17.50)
88900000	CAP Move-Settlement	UZ	2000000093	8/31/2012	(13.42)
88900000	CAP Move-Settlement	UZ	2000000092	8/31/2012	(0.34)
88900000	CAP Move-Settlement	UZ	2000000093	8/31/2012	(0.26)
88900000	CAP Move-Settlement	UZ	2000000092	8/31/2012	(23.09)
88900000	CAP Move-Settlement	UZ	2000000093	8/31/2012	(30.10)
88900000	CAP Move-Settlement	UZ	2000000069	8/31/2012	(403.81)
88900000	CAP Move-Settlement	UZ	2000000069	8/31/2012	(5,958.02)
88900000	CAP Move-Settlement	UZ	2000000069	8/31/2012	(21.20)
88900000	CAP Move-Settlement	UZ	2000000070	8/31/2012	(68.94)
88900000	CAP Move-Settlement	UZ	2000000070	8/31/2012	(31.36)
88900000	CAP Move-Settlement	UZ	2000000077	8/31/2012	(66.06)
88900000	CAP Move-Settlement	UZ	2000000077	8/31/2012	(3.91)
88900000	CAP Move-Settlement	UZ	2000000077	8/31/2012	(35.47)
88900000	CAP Move-Settlement	UZ	2000000078	8/31/2012	(3.53)
88900000	CAP Move-Settlement	UZ	2000000078	8/31/2012	(12.74)
88900000	CAP Move-Settlement	UZ	2000000078	8/31/2012	(30.12)
88900000	CAP Move-Settlement	UZ	2000000078	8/31/2012	(19.11)
88900000	CAP Move-Settlement	UZ	2000000078	8/31/2012	(46.75)
88900000	CAP Move-Settlement	UZ	2000000078	8/31/2012	(0.90)
88900000	CAP Move-Settlement	UZ	2000000078	8/31/2012	(12.72)
88900000	CAP Move-Settlement	UZ	2000000080	8/31/2012	(4.02)
88900000	CAP Move-Settlement	UZ	2000000093	8/31/2012	(370.90)
88900000	CAP Move-Settlement	UZ	2000000093	8/31/2012	(483.50)
88900000	CAP Move-Settlement	UZ	2000000093	8/31/2012	(2.66)
88900000	CAP Move-Settlement	UZ	2000000093	8/31/2012	(3.46)
88900000	CAP Move-Settlement	UZ	2000000092	8/31/2012	(1.32)
88900000	CAP Move-Settlement	UZ	2000000093	8/31/2012	(1.72)
88900000	CAP Move-Settlement	UZ	2000000092	8/31/2012	(0.01)
88900000	CAP Move-Settlement	UZ	2000000093	8/31/2012	(0.01)
88900000	CAP Move-Settlement	UZ	2000000092	8/31/2012	(12.33)
88900000	CAP Move-Settlement	UZ	2000000093	8/31/2012	(9.46)
88900000	CAP Move-Settlement	UZ	2000000093	8/31/2012	(11.55)
88900000	CAP Move-Settlement	UZ	2000000093	8/31/2012	(15.05)
88900000	CAP Move-Settlement	UZ	2000000092	8/31/2012	(18.30)
88900000	CAP Move-Settlement	UZ	2000000093	8/31/2012	(14.04)
88900000	CAP Move-Settlement	UZ	2000000092	8/31/2012	(2.62)
88900000	CAP Move-Settlement	UZ	2000000093	8/31/2012	(2.01)
88900000	CAP Move-Settlement	UZ	2000000092	8/31/2012	(7.73)
88900000	CAP Move-Settlement	UZ	2000000093	8/31/2012	(10.08)
88900000	CAP Move-Settlement	UZ	2000000069	8/31/2012	(61.81)
88900000	CAP Move-Settlement	UZ	2000000070	8/31/2012	(21.99)
88900000	CAP Move-Settlement	UZ	2000000070	8/31/2012	(422.73)
88900000	CAP Move-Settlement	UZ	2000000070	8/31/2012	(32.59)
88900000	CAP Move-Settlement	UZ	2000000077	8/31/2012	(12.70)
88900000	CAP Move-Settlement	UZ	2000000077	8/31/2012	(20.30)
88900000	CAP Move-Settlement	UZ	2000000078	8/31/2012	(42.05)
88900000	CAP Move-Settlement	UZ	2000000078	8/31/2012	(2.21)
88900000	CAP Move-Settlement	UZ	2000000078	8/31/2012	(8.80)

## Kentucky American Water Company

Case No. 2012-00520

Response to PSC DR1, Item 31

Account	Description	Doc Type	Document Number	Posting Date	Amount
88900000	CAP Move-Settlement	UZ	200000078	8/31/2012	(8.40)
88900000	CAP Move-Settlement	UZ	200000078	8/31/2012	(0.80)
88900000	CAP Move-Settlement	UZ	200000078	8/31/2012	(19.05)
88900000	CAP Move-Settlement	UZ	200000078	8/31/2012	(2.03)
88900000	CAP Move-Settlement	UZ	200000078	8/31/2012	(2.49)
88900000	CAP Move-Settlement	UZ	200000080	8/31/2012	(2.49)
88900000	CAP Move-Settlement	UZ	200000092	8/31/2012	(7.23)
88900000	CAP Move-Settlement	UZ	200000093	8/31/2012	(5.55)
88900000	CAP Move-Settlement	UZ	200000092	8/31/2012	(0.06)
88900000	CAP Move-Settlement	UZ	200000093	8/31/2012	(0.04)
88900000	CAP Move-Settlement	UZ	200000093	8/31/2012	(1.74)
88900000	CAP Move-Settlement	UZ	200000093	8/31/2012	(1.33)
88900000	CAP Move-Settlement	UZ	200000093	8/31/2012	(15.41)
88900000	CAP Move-Settlement	UZ	200000093	8/31/2012	(11.82)
88900000	CAP Move-Settlement	UZ	200000092	8/31/2012	(2.58)
88900000	CAP Move-Settlement	UZ	200000093	8/31/2012	(3.36)
88900000	CAP Move-Settlement	UZ	200000070	8/31/2012	(469.20)
88900000	CAP Move-Settlement	UZ	200000093	8/31/2012	(23.85)
88900000	CAP Move-Settlement	UZ	200000093	8/31/2012	(18.30)
88900000	CAP Move-Settlement	UZ	200000092	8/31/2012	(25.64)
88900000	CAP Move-Settlement	UZ	200000093	8/31/2012	(19.67)
88900000	CAP Move-Settlement	UZ	200000069	8/31/2012	(29.33)
88900000	CAP Move-Settlement	UZ	200000092	8/31/2012	(12.11)
88900000	CAP Move-Settlement	UZ	200000092	8/31/2012	(15.78)
88900000	CAP Move-Settlement	UZ	200000069	8/31/2012	(10.99)
88900000	CAP Move-Settlement	UZ	200000069	8/31/2012	(34.95)
88900000	CAP Move-Settlement	UZ	200000070	8/31/2012	(439.64)
88900000	CAP Move-Settlement	UZ	200000070	8/31/2012	(71.31)
88900000	CAP Move-Settlement	UZ	200000077	8/31/2012	(3.63)
88900000	CAP Move-Settlement	UZ	200000077	8/31/2012	(12.02)
88900000	CAP Move-Settlement	UZ	200000078	8/31/2012	(3.57)
88900000	CAP Move-Settlement	UZ	200000078	8/31/2012	(2.77)
88900000	CAP Move-Settlement	UZ	200000078	8/31/2012	(27.80)
88900000	CAP Move-Settlement	UZ	200000078	8/31/2012	(61.89)
88900000	CAP Move-Settlement	UZ	200000078	8/31/2012	(3.20)
88900000	CAP Move-Settlement	UZ	200000080	8/31/2012	(28.68)
88900000	CAP Move-Settlement	UZ	200000080	8/31/2012	(18.91)
88900000	CAP Move-Settlement	UZ	200000080	8/31/2012	(11.50)
88900000	CAP Move-Settlement	UZ	200000080	8/31/2012	(0.73)
88900000	CAP Move-Settlement	UZ	200000093	8/31/2012	(6.36)
88900000	CAP Move-Settlement	UZ	200000093	8/31/2012	(8.29)
88900000	CAP Move-Settlement	UZ	200000069	8/31/2012	(16.08)
88900000	CAP Move-Settlement	UZ	200000069	8/31/2012	(2.69)
88900000	CAP Move-Settlement	UZ	200000069	8/31/2012	(388.04)
88900000	CAP Move-Settlement	UZ	200000069	8/31/2012	(14.44)
88900000	CAP Move-Settlement	UZ	200000070	8/31/2012	(174.78)
88900000	CAP Move-Settlement	UZ	200000077	8/31/2012	(0.25)
88900000	CAP Move-Settlement	UZ	200000077	8/31/2012	(4.01)
88900000	CAP Move-Settlement	UZ	200000077	8/31/2012	(9.26)
88900000	CAP Move-Settlement	UZ	200000077	8/31/2012	(0.92)
88900000	CAP Move-Settlement	UZ	200000078	8/31/2012	(20.62)
88900000	CAP Move-Settlement	UZ	200000078	8/31/2012	(1.19)
88900000	CAP Move-Settlement	UZ	200000078	8/31/2012	(1.06)

Kentucky American Water Company  
Case No. 2012-00520  
Response to PSC DR1, Item 31

Account	Description	Doc Type	Document Number	Posting Date	Amount
88900000	CAP Move-Settlement	UZ	2000000078	8/31/2012	(1.21)
88900000	CAP Move-Settlement	UZ	2000000078	8/31/2012	(6.30)
88900000	CAP Move-Settlement	UZ	2000000080	8/31/2012	(3.83)
88900000	CAP Move-Settlement	UZ	2000000080	8/31/2012	(9.56)
88900000	CAP Move-Settlement	UZ	2000000092	8/31/2012	(18.90)
88900000	CAP Move-Settlement	UZ	2000000092	8/31/2012	(14.49)
88900000	CAP Move-Settlement	UZ	2000000070	8/31/2012	(16.08)
88900000	CAP Move-Settlement	UZ	2000000070	8/31/2012	(380.33)
88900000	CAP Move-Settlement	UZ	2000000070	8/31/2012	(2.69)
88900000	CAP Move-Settlement	UZ	2000000070	8/31/2012	(174.78)
88900000	CAP Move-Settlement	UZ	2000000070	8/31/2012	(14.44)
88900000	CAP Move-Settlement	UZ	2000000077	8/31/2012	(1.19)
88900000	CAP Move-Settlement	UZ	2000000077	8/31/2012	(1.21)
88900000	CAP Move-Settlement	UZ	2000000077	8/31/2012	(6.30)
88900000	CAP Move-Settlement	UZ	2000000077	8/31/2012	(1.06)
88900000	CAP Move-Settlement	UZ	2000000078	8/31/2012	(9.56)
88900000	CAP Move-Settlement	UZ	2000000078	8/31/2012	(9.26)
88900000	CAP Move-Settlement	UZ	2000000078	8/31/2012	(0.92)
88900000	CAP Move-Settlement	UZ	2000000078	8/31/2012	(3.83)
88900000	CAP Move-Settlement	UZ	2000000078	8/31/2012	(20.62)
88900000	CAP Move-Settlement	UZ	2000000080	8/31/2012	(4.01)
88900000	CAP Move-Settlement	UZ	2000000080	8/31/2012	(0.25)
88900000	CAP Move-Settlement	UZ	2000000093	8/31/2012	(15.01)
88900000	CAP Move-Settlement	UZ	2000000093	8/31/2012	(19.57)
88900000	CAP Move-Settlement	UZ	2000000069	8/31/2012	(14.44)
88900000	CAP Move-Settlement	UZ	2000000069	8/31/2012	(16.08)
88900000	CAP Move-Settlement	UZ	2000000069	8/31/2012	(2.69)
88900000	CAP Move-Settlement	UZ	2000000070	8/31/2012	(380.33)
88900000	CAP Move-Settlement	UZ	2000000070	8/31/2012	(174.78)
88900000	CAP Move-Settlement	UZ	2000000077	8/31/2012	(1.21)
88900000	CAP Move-Settlement	UZ	2000000077	8/31/2012	(9.26)
88900000	CAP Move-Settlement	UZ	2000000077	8/31/2012	(0.92)
88900000	CAP Move-Settlement	UZ	2000000077	8/31/2012	(9.56)
88900000	CAP Move-Settlement	UZ	2000000077	8/31/2012	(3.83)
88900000	CAP Move-Settlement	UZ	2000000077	8/31/2012	(1.06)
88900000	CAP Move-Settlement	UZ	2000000078	8/31/2012	(4.01)
88900000	CAP Move-Settlement	UZ	2000000078	8/31/2012	(1.19)
88900000	CAP Move-Settlement	UZ	2000000078	8/31/2012	(0.25)
88900000	CAP Move-Settlement	UZ	2000000080	8/31/2012	(6.30)
88900000	CAP Move-Settlement	UZ	2000000080	8/31/2012	(20.62)
88900000	CAP Move-Settlement	UZ	2000000093	8/31/2012	(14.97)
88900000	CAP Move-Settlement	UZ	2000000093	8/31/2012	(19.51)
88900000	CAP Move-Settlement	UZ	2000000069	8/31/2012	(596.85)
88900000	CAP Move-Settlement	UZ	2000000069	8/31/2012	(34.37)
88900000	CAP Move-Settlement	UZ	2000000069	8/31/2012	(16.25)
88900000	CAP Move-Settlement	UZ	2000000070	8/31/2012	(4.29)
88900000	CAP Move-Settlement	UZ	2000000070	8/31/2012	(9,640.79)
88900000	CAP Move-Settlement	UZ	2000000070	8/31/2012	(71.29)
88900000	CAP Move-Settlement	UZ	2000000077	8/31/2012	(4.86)
88900000	CAP Move-Settlement	UZ	2000000077	8/31/2012	(4.26)
88900000	CAP Move-Settlement	UZ	2000000077	8/31/2012	(3.69)
88900000	CAP Move-Settlement	UZ	2000000077	8/31/2012	(37.11)
88900000	CAP Move-Settlement	UZ	2000000077	8/31/2012	(0.97)



Kentucky American Water Company  
Case No. 2012-00520  
Response to PSC DR1, Item 31

Account	Description	Doc Type	Document Number	Posting Date	Amount
88900000	CAP Move-Settlement	UZ	2000000078	8/31/2012	(25.21)
88900000	CAP Move-Settlement	UZ	2000000078	8/31/2012	(16.03)
88900000	CAP Move-Settlement	UZ	2000000078	8/31/2012	(15.34)
88900000	CAP Move-Settlement	UZ	2000000078	8/31/2012	(4.75)
88900000	CAP Move-Settlement	UZ	2000000080	8/31/2012	(82.53)
88900000	CAP Move-Settlement	UZ	2000000080	8/31/2012	(38.23)
88900000	CAP Move-Settlement	UZ	2000000092	8/31/2012	(99.35)
88900000	CAP Move-Settlement	UZ	2000000092	8/31/2012	(129.50)
88900000	CAP Move-Settlement	UZ	2000000070	8/31/2012	(4.20)
88900000	CAP Move-Settlement	UZ	2000000070	8/31/2012	(3.13)
88900000	CAP Move-Settlement	UZ	2000000070	8/31/2012	(6,654.68)
88900000	CAP Move-Settlement	UZ	2000000070	8/31/2012	(71.03)
88900000	CAP Move-Settlement	UZ	2000000070	8/31/2012	(6.68)
88900000	CAP Move-Settlement	UZ	2000000092	8/31/2012	(62.92)
88900000	CAP Move-Settlement	UZ	2000000093	8/31/2012	(48.26)
88900000	CAP Move-Settlement	UZ	2000000069	8/31/2012	(10.59)
88900000	CAP Move-Settlement	UZ	2000000069	8/31/2012	(114.40)
88900000	CAP Move-Settlement	UZ	2000000070	8/31/2012	(13,647.99)
88900000	CAP Move-Settlement	UZ	2000000070	8/31/2012	(2.49)
88900000	CAP Move-Settlement	UZ	2000000070	8/31/2012	(7.65)
88900000	CAP Move-Settlement	UZ	2000000077	8/31/2012	(9.56)
88900000	CAP Move-Settlement	UZ	2000000077	8/31/2012	(1.19)
88900000	CAP Move-Settlement	UZ	2000000077	8/31/2012	(1.21)
88900000	CAP Move-Settlement	UZ	2000000078	8/31/2012	(1.06)
88900000	CAP Move-Settlement	UZ	2000000078	8/31/2012	(3.83)
88900000	CAP Move-Settlement	UZ	2000000078	8/31/2012	(0.25)
88900000	CAP Move-Settlement	UZ	2000000078	8/31/2012	(20.62)
88900000	CAP Move-Settlement	UZ	2000000078	8/31/2012	(4.01)
88900000	CAP Move-Settlement	UZ	2000000080	8/31/2012	(6.30)
88900000	CAP Move-Settlement	UZ	2000000080	8/31/2012	(0.92)
88900000	CAP Move-Settlement	UZ	2000000080	8/31/2012	(9.26)
88900000	CAP Move-Settlement	UZ	2000000092	8/31/2012	(104.43)
88900000	CAP Move-Settlement	UZ	2000000093	8/31/2012	(80.11)
88900000	CAP Move-Settlement	UZ	2000000069	8/31/2012	(430.57)
88900000	CAP Move-Settlement	UZ	2000000069	8/31/2012	(13.45)
88900000	CAP Move-Settlement	UZ	2000000069	8/31/2012	(18.50)
88900000	CAP Move-Settlement	UZ	2000000069	8/31/2012	(16.91)
88900000	CAP Move-Settlement	UZ	2000000070	8/31/2012	(214.79)
88900000	CAP Move-Settlement	UZ	2000000077	8/31/2012	(2.44)
88900000	CAP Move-Settlement	UZ	2000000077	8/31/2012	(8.02)
88900000	CAP Move-Settlement	UZ	2000000077	8/31/2012	(2.15)
88900000	CAP Move-Settlement	UZ	2000000077	8/31/2012	(1.84)
88900000	CAP Move-Settlement	UZ	2000000077	8/31/2012	(0.49)
88900000	CAP Move-Settlement	UZ	2000000077	8/31/2012	(41.26)
88900000	CAP Move-Settlement	UZ	2000000078	8/31/2012	(7.67)
88900000	CAP Move-Settlement	UZ	2000000078	8/31/2012	(19.11)
88900000	CAP Move-Settlement	UZ	2000000078	8/31/2012	(2.38)
88900000	CAP Move-Settlement	UZ	2000000078	8/31/2012	(18.55)
88900000	CAP Move-Settlement	UZ	2000000080	8/31/2012	(12.61)
88900000	CAP Move-Settlement	UZ	2000000093	8/31/2012	(18.98)
88900000	CAP Move-Settlement	UZ	2000000093	8/31/2012	(24.75)
88900000	CAP Move-Settlement	UZ	2000000069	8/31/2012	(11.78)
88900000	CAP Move-Settlement	UZ	2000000069	8/31/2012	(15.81)

Kentucky American Water Company  
Case No. 2012-00520  
Response to PSC DR1, Item 31

Account	Description	Doc Type	Document Number	Posting Date	Amount
88900000	CAP Move-Settlement	UZ	200000069	8/31/2012	(248.20)
88900000	CAP Move-Settlement	UZ	200000070	8/31/2012	(1,555.98)
88900000	CAP Move-Settlement	UZ	200000070	8/31/2012	(12.62)
88900000	CAP Move-Settlement	UZ	200000077	8/31/2012	(2.15)
88900000	CAP Move-Settlement	UZ	200000077	8/31/2012	(0.49)
88900000	CAP Move-Settlement	UZ	200000077	8/31/2012	(41.26)
88900000	CAP Move-Settlement	UZ	200000077	8/31/2012	(8.02)
88900000	CAP Move-Settlement	UZ	200000078	8/31/2012	(1.84)
88900000	CAP Move-Settlement	UZ	200000078	8/31/2012	(2.44)
88900000	CAP Move-Settlement	UZ	200000078	8/31/2012	(12.61)
88900000	CAP Move-Settlement	UZ	200000080	8/31/2012	(19.11)
88900000	CAP Move-Settlement	UZ	200000080	8/31/2012	(2.38)
88900000	CAP Move-Settlement	UZ	200000080	8/31/2012	(7.67)
88900000	CAP Move-Settlement	UZ	200000080	8/31/2012	(18.55)
88900000	CAP Move-Settlement	UZ	200000093	8/31/2012	(28.82)
88900000	CAP Move-Settlement	UZ	200000093	8/31/2012	(37.57)
88900000	CAP Move-Settlement	UZ	200000069	8/31/2012	(276.21)
88900000	CAP Move-Settlement	UZ	200000069	8/31/2012	(16.14)
88900000	CAP Move-Settlement	UZ	200000070	8/31/2012	(37.60)
88900000	CAP Move-Settlement	UZ	200000070	8/31/2012	(14.27)
88900000	CAP Move-Settlement	UZ	200000070	8/31/2012	(658.84)
88900000	CAP Move-Settlement	UZ	200000077	8/31/2012	(0.49)
88900000	CAP Move-Settlement	UZ	200000077	8/31/2012	(2.44)
88900000	CAP Move-Settlement	UZ	200000077	8/31/2012	(8.02)
88900000	CAP Move-Settlement	UZ	200000078	8/31/2012	(41.26)
88900000	CAP Move-Settlement	UZ	200000078	8/31/2012	(7.67)
88900000	CAP Move-Settlement	UZ	200000078	8/31/2012	(18.55)
88900000	CAP Move-Settlement	UZ	200000080	8/31/2012	(1.84)
88900000	CAP Move-Settlement	UZ	200000080	8/31/2012	(12.61)
88900000	CAP Move-Settlement	UZ	200000080	8/31/2012	(2.38)
88900000	CAP Move-Settlement	UZ	200000080	8/31/2012	(2.15)
88900000	CAP Move-Settlement	UZ	200000080	8/31/2012	(19.11)
88900000	CAP Move-Settlement	UZ	200000092	8/31/2012	(27.42)
88900000	CAP Move-Settlement	UZ	200000093	8/31/2012	(35.75)
88900000	CAP Move-Settlement	UZ	200000069	8/31/2012	(58.80)
88900000	CAP Move-Settlement	UZ	200000069	8/31/2012	(2.54)
88900000	CAP Move-Settlement	UZ	200000070	8/31/2012	(5.38)
88900000	CAP Move-Settlement	UZ	200000070	8/31/2012	(4.16)
88900000	CAP Move-Settlement	UZ	200000070	8/31/2012	(1,521.85)
88900000	CAP Move-Settlement	UZ	200000093	8/31/2012	(22.74)
88900000	CAP Move-Settlement	UZ	200000093	8/31/2012	(29.64)
88900000	CAP Move-Settlement	UZ	200000069	8/31/2012	(5.38)
88900000	CAP Move-Settlement	UZ	200000069	8/31/2012	(2.54)
88900000	CAP Move-Settlement	UZ	200000070	8/31/2012	(4.16)
88900000	CAP Move-Settlement	UZ	200000070	8/31/2012	(1,521.85)
88900000	CAP Move-Settlement	UZ	200000070	8/31/2012	(58.80)
88900000	CAP Move-Settlement	UZ	200000092	8/31/2012	(25.61)
88900000	CAP Move-Settlement	UZ	200000093	8/31/2012	(33.39)
88900000	CAP Move-Settlement	UZ	200000069	8/31/2012	(1,521.85)
88900000	CAP Move-Settlement	UZ	200000069	8/31/2012	(58.80)
88900000	CAP Move-Settlement	UZ	200000069	8/31/2012	(4.16)
88900000	CAP Move-Settlement	UZ	200000070	8/31/2012	(5.38)
88900000	CAP Move-Settlement	UZ	200000070	8/31/2012	(2.54)

Kentucky American Water Company  
Case No. 2012-00520  
Response to PSC DR1, Item 31

Account	Description	Doc Type	Document Number	Posting Date	Amount
88900000	CAP Move-Settlement	UZ	2000000092	8/31/2012	(31.78)
88900000	CAP Move-Settlement	UZ	2000000093	8/31/2012	(24.38)
88900000	CAP Move-Settlement	UZ	2000000069	8/31/2012	(324.17)
88900000	CAP Move-Settlement	UZ	2000000069	8/31/2012	(9.89)
88900000	CAP Move-Settlement	UZ	2000000070	8/31/2012	(212.25)
88900000	CAP Move-Settlement	UZ	2000000070	8/31/2012	(17.47)
88900000	CAP Move-Settlement	UZ	2000000070	8/31/2012	(8.42)
88900000	CAP Move-Settlement	UZ	2000000077	8/31/2012	(0.49)
88900000	CAP Move-Settlement	UZ	2000000077	8/31/2012	(8.02)
88900000	CAP Move-Settlement	UZ	2000000077	8/31/2012	(2.38)
88900000	CAP Move-Settlement	UZ	2000000077	8/31/2012	(2.44)
88900000	CAP Move-Settlement	UZ	2000000078	8/31/2012	(1.84)
88900000	CAP Move-Settlement	UZ	2000000078	8/31/2012	(41.26)
88900000	CAP Move-Settlement	UZ	2000000078	8/31/2012	(12.61)
88900000	CAP Move-Settlement	UZ	2000000078	8/31/2012	(19.11)
88900000	CAP Move-Settlement	UZ	2000000080	8/31/2012	(18.55)
88900000	CAP Move-Settlement	UZ	2000000080	8/31/2012	(2.15)
88900000	CAP Move-Settlement	UZ	2000000080	8/31/2012	(7.67)
88900000	CAP Move-Settlement	UZ	2000000092	8/31/2012	(22.00)
88900000	CAP Move-Settlement	UZ	2000000093	8/31/2012	(16.88)
88900000	CAP Move-Settlement	UZ	2000000069	8/31/2012	(9.89)
88900000	CAP Move-Settlement	UZ	2000000069	8/31/2012	(324.17)
88900000	CAP Move-Settlement	UZ	2000000070	8/31/2012	(212.25)
88900000	CAP Move-Settlement	UZ	2000000070	8/31/2012	(17.47)
88900000	CAP Move-Settlement	UZ	2000000070	8/31/2012	(8.42)
88900000	CAP Move-Settlement	UZ	2000000077	8/31/2012	(8.02)
88900000	CAP Move-Settlement	UZ	2000000077	8/31/2012	(12.61)
88900000	CAP Move-Settlement	UZ	2000000078	8/31/2012	(2.15)
88900000	CAP Move-Settlement	UZ	2000000078	8/31/2012	(2.38)
88900000	CAP Move-Settlement	UZ	2000000078	8/31/2012	(19.11)
88900000	CAP Move-Settlement	UZ	2000000078	8/31/2012	(1.84)
88900000	CAP Move-Settlement	UZ	2000000078	8/31/2012	(2.44)
88900000	CAP Move-Settlement	UZ	2000000080	8/31/2012	(7.67)
88900000	CAP Move-Settlement	UZ	2000000080	8/31/2012	(41.26)
88900000	CAP Move-Settlement	UZ	2000000080	8/31/2012	(18.55)
88900000	CAP Move-Settlement	UZ	2000000080	8/31/2012	(0.49)
88900000	CAP Move-Settlement	UZ	2000000093	8/31/2012	(15.44)
88900000	CAP Move-Settlement	UZ	2000000093	8/31/2012	(20.13)
88900000	CAP Move-Settlement	UZ	2000000069	8/31/2012	(10.18)
88900000	CAP Move-Settlement	UZ	2000000070	8/31/2012	(17.52)
88900000	CAP Move-Settlement	UZ	2000000070	8/31/2012	(324.17)
88900000	CAP Move-Settlement	UZ	2000000070	8/31/2012	(8.77)
88900000	CAP Move-Settlement	UZ	2000000070	8/31/2012	(216.01)
88900000	CAP Move-Settlement	UZ	2000000077	8/31/2012	(41.26)
88900000	CAP Move-Settlement	UZ	2000000078	8/31/2012	(0.49)
88900000	CAP Move-Settlement	UZ	2000000078	8/31/2012	(12.61)
88900000	CAP Move-Settlement	UZ	2000000078	8/31/2012	(1.84)
88900000	CAP Move-Settlement	UZ	2000000078	8/31/2012	(8.02)
88900000	CAP Move-Settlement	UZ	2000000078	8/31/2012	(7.67)
88900000	CAP Move-Settlement	UZ	2000000078	8/31/2012	(19.11)
88900000	CAP Move-Settlement	UZ	2000000078	8/31/2012	(18.55)
88900000	CAP Move-Settlement	UZ	2000000080	8/31/2012	(2.38)
88900000	CAP Move-Settlement	UZ	2000000080	8/31/2012	(2.15)

Kentucky American Water Company  
Case No. 2012-00520  
Response to PSC DR1, Item 31

Account	Description	Doc Type	Document Number	Posting Date	Amount
88900000	CAP Move-Settlement	UZ	2000000080	8/31/2012	(2.44)
88900000	CAP Move-Settlement	UZ	2000000092	8/31/2012	(16.57)
88900000	CAP Move-Settlement	UZ	2000000093	8/31/2012	(21.60)
88900000	CAP Move-Settlement	UZ	2000000069	8/31/2012	(21.72)
88900000	CAP Move-Settlement	UZ	2000000069	8/31/2012	(280.56)
88900000	CAP Move-Settlement	UZ	2000000069	8/31/2012	(19.36)
88900000	CAP Move-Settlement	UZ	2000000069	8/31/2012	(23.44)
88900000	CAP Move-Settlement	UZ	2000000069	8/31/2012	(5,613.06)
88900000	CAP Move-Settlement	UZ	2000000070	8/31/2012	(19.49)
88900000	CAP Move-Settlement	UZ	2000000077	8/31/2012	(22.00)
88900000	CAP Move-Settlement	UZ	2000000078	8/31/2012	(67.24)
88900000	CAP Move-Settlement	UZ	2000000078	8/31/2012	(3.22)
88900000	CAP Move-Settlement	UZ	2000000078	8/31/2012	(9.44)
88900000	CAP Move-Settlement	UZ	2000000078	8/31/2012	(13.01)
88900000	CAP Move-Settlement	UZ	2000000078	8/31/2012	(2.83)
88900000	CAP Move-Settlement	UZ	2000000078	8/31/2012	(0.83)
88900000	CAP Move-Settlement	UZ	2000000078	8/31/2012	(3.06)
88900000	CAP Move-Settlement	UZ	2000000078	8/31/2012	(10.12)
88900000	CAP Move-Settlement	UZ	2000000080	8/31/2012	(56.48)
88900000	CAP Move-Settlement	UZ	2000000080	8/31/2012	(49.62)
88900000	CAP Move-Settlement	UZ	2000000092	8/31/2012	(119.33)
88900000	CAP Move-Settlement	UZ	2000000093	8/31/2012	(91.54)
88900000	CAP Move-Settlement	UZ	2000000069	8/31/2012	(17.92)
88900000	CAP Move-Settlement	UZ	2000000069	8/31/2012	(17.85)
88900000	CAP Move-Settlement	UZ	2000000070	8/31/2012	(22.85)
88900000	CAP Move-Settlement	UZ	2000000070	8/31/2012	(1.71)
88900000	CAP Move-Settlement	UZ	2000000070	8/31/2012	(264.21)
88900000	CAP Move-Settlement	UZ	2000000070	8/31/2012	(5,613.06)
88900000	CAP Move-Settlement	UZ	2000000078	8/31/2012	(19.11)
88900000	CAP Move-Settlement	UZ	2000000078	8/31/2012	(0.49)
88900000	CAP Move-Settlement	UZ	2000000078	8/31/2012	(1.84)
88900000	CAP Move-Settlement	UZ	2000000078	8/31/2012	(18.55)
88900000	CAP Move-Settlement	UZ	2000000078	8/31/2012	(12.61)
88900000	CAP Move-Settlement	UZ	2000000078	8/31/2012	(7.67)
88900000	CAP Move-Settlement	UZ	2000000080	8/31/2012	(41.26)
88900000	CAP Move-Settlement	UZ	2000000080	8/31/2012	(8.02)
88900000	CAP Move-Settlement	UZ	2000000080	8/31/2012	(2.44)
88900000	CAP Move-Settlement	UZ	2000000080	8/31/2012	(2.38)
88900000	CAP Move-Settlement	UZ	2000000080	8/31/2012	(2.15)
88900000	CAP Move-Settlement	UZ	2000000092	8/31/2012	(89.70)
88900000	CAP Move-Settlement	UZ	2000000093	8/31/2012	(116.93)
88900000	CAP Move-Settlement	UZ	2000000069	8/31/2012	(22.85)
88900000	CAP Move-Settlement	UZ	2000000069	8/31/2012	(17.93)
88900000	CAP Move-Settlement	UZ	2000000069	8/31/2012	(264.26)
88900000	CAP Move-Settlement	UZ	2000000070	8/31/2012	(6,014.16)
88900000	CAP Move-Settlement	UZ	2000000070	8/31/2012	(17.85)
88900000	CAP Move-Settlement	UZ	2000000077	8/31/2012	(7.67)
88900000	CAP Move-Settlement	UZ	2000000077	8/31/2012	(2.15)
88900000	CAP Move-Settlement	UZ	2000000077	8/31/2012	(41.26)
88900000	CAP Move-Settlement	UZ	2000000078	8/31/2012	(2.44)
88900000	CAP Move-Settlement	UZ	2000000078	8/31/2012	(1.84)
88900000	CAP Move-Settlement	UZ	2000000078	8/31/2012	(2.38)
88900000	CAP Move-Settlement	UZ	2000000078	8/31/2012	(18.55)

Kentucky American Water Company  
Case No. 2012-00520  
Response to PSC DR1, Item 31

Account	Description	Doc Type	Document Number	Posting Date	Amount
88900000	CAP Move-Settlement	UZ	2000000078	8/31/2012	(19.11)
88900000	CAP Move-Settlement	UZ	2000000080	8/31/2012	(0.49)
88900000	CAP Move-Settlement	UZ	2000000080	8/31/2012	(12.61)
88900000	CAP Move-Settlement	UZ	2000000080	8/31/2012	(8.02)
88900000	CAP Move-Settlement	UZ	2000000092	8/31/2012	(117.41)
88900000	CAP Move-Settlement	UZ	2000000093	8/31/2012	(90.07)
88900000	CAP Move-Settlement	UZ	2000000093	8/31/2012	(0.01)
88900000	CAP Move-Settlement	UZ	2000000093	8/31/2012	(0.01)
88900000	CAP Move-Settlement	UZ	2000000069	8/31/2012	(42.37)
88900000	CAP Move-Settlement	UZ	2000000069	8/31/2012	(3.92)
88900000	CAP Move-Settlement	UZ	2000000069	8/31/2012	(4.68)
88900000	CAP Move-Settlement	UZ	2000000070	8/31/2012	(1.88)
88900000	CAP Move-Settlement	UZ	2000000077	8/31/2012	(0.68)
88900000	CAP Move-Settlement	UZ	2000000077	8/31/2012	(1.42)
88900000	CAP Move-Settlement	UZ	2000000077	8/31/2012	(2.45)
88900000	CAP Move-Settlement	UZ	2000000077	8/31/2012	(0.34)
88900000	CAP Move-Settlement	UZ	2000000078	8/31/2012	(0.68)
88900000	CAP Move-Settlement	UZ	2000000078	8/31/2012	(37.93)
88900000	CAP Move-Settlement	UZ	2000000078	8/31/2012	(65.40)
88900000	CAP Move-Settlement	UZ	2000000080	8/31/2012	(2.89)
88900000	CAP Move-Settlement	UZ	2000000080	8/31/2012	(0.40)
88900000	CAP Move-Settlement	UZ	2000000080	8/31/2012	(0.78)
88900000	CAP Move-Settlement	UZ	2000000080	8/31/2012	(8.36)
88900000	CAP Move-Settlement	UZ	2000000092	8/31/2012	(2.48)
88900000	CAP Move-Settlement	UZ	2000000092	8/31/2012	(3.24)
88900000	CAP Move-Settlement	UZ	2000000069	8/31/2012	(134.09)
88900000	CAP Move-Settlement	UZ	2000000069	8/31/2012	(13.56)
88900000	CAP Move-Settlement	UZ	2000000070	8/31/2012	(6.81)
88900000	CAP Move-Settlement	UZ	2000000070	8/31/2012	(12.25)
88900000	CAP Move-Settlement	UZ	2000000077	8/31/2012	(28.98)
88900000	CAP Move-Settlement	UZ	2000000077	8/31/2012	(5.43)
88900000	CAP Move-Settlement	UZ	2000000077	8/31/2012	(1.99)
88900000	CAP Move-Settlement	UZ	2000000077	8/31/2012	(47.19)
88900000	CAP Move-Settlement	UZ	2000000077	8/31/2012	(66.32)
88900000	CAP Move-Settlement	UZ	2000000078	8/31/2012	(6.70)
88900000	CAP Move-Settlement	UZ	2000000078	8/31/2012	(6.28)
88900000	CAP Move-Settlement	UZ	2000000080	8/31/2012	(1.74)
88900000	CAP Move-Settlement	UZ	2000000080	8/31/2012	(1.87)
88900000	CAP Move-Settlement	UZ	2000000080	8/31/2012	(12.45)
88900000	CAP Move-Settlement	UZ	2000000080	8/31/2012	(0.59)
88900000	CAP Move-Settlement	UZ	2000000092	8/31/2012	(6.50)
88900000	CAP Move-Settlement	UZ	2000000092	8/31/2012	(8.48)
88900000	CAP Move-Settlement	UZ	2000000069	8/31/2012	(76.25)
88900000	CAP Move-Settlement	UZ	2000000069	8/31/2012	(9,985.87)
88900000	CAP Move-Settlement	UZ	2000000070	8/31/2012	(97.11)
88900000	CAP Move-Settlement	UZ	2000000070	8/31/2012	(1,495.57)
88900000	CAP Move-Settlement	UZ	2000000070	8/31/2012	(85.60)
88900000	CAP Move-Settlement	UZ	2000000077	8/31/2012	(231.69)
88900000	CAP Move-Settlement	UZ	2000000077	8/31/2012	(46.40)
88900000	CAP Move-Settlement	UZ	2000000077	8/31/2012	(69.89)
88900000	CAP Move-Settlement	UZ	2000000077	8/31/2012	(112.32)
88900000	CAP Move-Settlement	UZ	2000000077	8/31/2012	(105.10)
88900000	CAP Move-Settlement	UZ	2000000078	8/31/2012	(11.30)

Kentucky American Water Company  
Case No. 2012-00520  
Response to PSC DR1, Item 31

Account	Description	Doc Type	Document Number	Posting Date	Amount
88900000	CAP Move-Settlement	UZ	2000000078	8/31/2012	(13.66)
88900000	CAP Move-Settlement	UZ	2000000078	8/31/2012	(13.74)
88900000	CAP Move-Settlement	UZ	2000000078	8/31/2012	(4.53)
88900000	CAP Move-Settlement	UZ	2000000080	8/31/2012	(48.97)
88900000	CAP Move-Settlement	UZ	2000000080	8/31/2012	(12.14)
88900000	CAP Move-Settlement	UZ	2000000093	8/31/2012	(292.87)
88900000	CAP Move-Settlement	UZ	2000000093	8/31/2012	(224.67)
88900000	CAP Move-Settlement	UZ	2000000069	8/31/2012	(174.32)
88900000	CAP Move-Settlement	UZ	2000000069	8/31/2012	(5,726.92)
88900000	CAP Move-Settlement	UZ	2000000069	8/31/2012	(56.24)
88900000	CAP Move-Settlement	UZ	2000000070	8/31/2012	(1,760.61)
88900000	CAP Move-Settlement	UZ	2000000070	8/31/2012	(54.25)
88900000	CAP Move-Settlement	UZ	2000000070	8/31/2012	(59.07)
88900000	CAP Move-Settlement	UZ	2000000077	8/31/2012	(16.15)
88900000	CAP Move-Settlement	UZ	2000000077	8/31/2012	(5.31)
88900000	CAP Move-Settlement	UZ	2000000078	8/31/2012	(57.76)
88900000	CAP Move-Settlement	UZ	2000000078	8/31/2012	(124.14)
88900000	CAP Move-Settlement	UZ	2000000078	8/31/2012	(14.33)
88900000	CAP Move-Settlement	UZ	2000000078	8/31/2012	(132.64)
88900000	CAP Move-Settlement	UZ	2000000078	8/31/2012	(54.78)
88900000	CAP Move-Settlement	UZ	2000000078	8/31/2012	(82.58)
88900000	CAP Move-Settlement	UZ	2000000080	8/31/2012	(13.33)
88900000	CAP Move-Settlement	UZ	2000000080	8/31/2012	(16.22)
88900000	CAP Move-Settlement	UZ	2000000080	8/31/2012	(273.76)
88900000	CAP Move-Settlement	UZ	2000000092	8/31/2012	(319.43)
88900000	CAP Move-Settlement	UZ	2000000093	8/31/2012	(245.04)
88900000	CAP Move-Settlement	UZ	2000000069	8/31/2012	(26.28)
88900000	CAP Move-Settlement	UZ	2000000069	8/31/2012	(166.60)
88900000	CAP Move-Settlement	UZ	2000000069	8/31/2012	(5,270.49)
88900000	CAP Move-Settlement	UZ	2000000070	8/31/2012	(100.51)
88900000	CAP Move-Settlement	UZ	2000000070	8/31/2012	(0.49)
88900000	CAP Move-Settlement	UZ	2000000070	8/31/2012	(1,298.28)
88900000	CAP Move-Settlement	UZ	2000000077	8/31/2012	(2.43)
88900000	CAP Move-Settlement	UZ	2000000077	8/31/2012	(92.76)
88900000	CAP Move-Settlement	UZ	2000000077	8/31/2012	(38.34)
88900000	CAP Move-Settlement	UZ	2000000077	8/31/2012	(10.65)
88900000	CAP Move-Settlement	UZ	2000000077	8/31/2012	(206.31)
88900000	CAP Move-Settlement	UZ	2000000078	8/31/2012	(12.14)
88900000	CAP Move-Settlement	UZ	2000000078	8/31/2012	(9.22)
88900000	CAP Move-Settlement	UZ	2000000078	8/31/2012	(11.88)
88900000	CAP Move-Settlement	UZ	2000000078	8/31/2012	(63.03)
88900000	CAP Move-Settlement	UZ	2000000080	8/31/2012	(95.58)
88900000	CAP Move-Settlement	UZ	2000000080	8/31/2012	(40.09)
88900000	CAP Move-Settlement	UZ	2000000092	8/31/2012	(92.01)
88900000	CAP Move-Settlement	UZ	2000000093	8/31/2012	(119.94)
88900000	CAP Move-Settlement	UZ	2000000069	8/31/2012	(147.55)
88900000	CAP Move-Settlement	UZ	2000000070	8/31/2012	(20.03)
88900000	CAP Move-Settlement	UZ	2000000070	8/31/2012	(10.75)
88900000	CAP Move-Settlement	UZ	2000000070	8/31/2012	(6.58)
88900000	CAP Move-Settlement	UZ	2000000077	8/31/2012	(1.21)
88900000	CAP Move-Settlement	UZ	2000000077	8/31/2012	(4.01)
88900000	CAP Move-Settlement	UZ	2000000078	8/31/2012	(1.06)
88900000	CAP Move-Settlement	UZ	2000000078	8/31/2012	(1.19)

Kentucky American Water Company  
Case No. 2012-00520  
Response to PSC DR1, Item 31

Account	Description	Doc Type	Document Number	Posting Date	Amount
88900000	CAP Move-Settlement	UZ	2000000078	8/31/2012	(9.26)
88900000	CAP Move-Settlement	UZ	2000000078	8/31/2012	(3.83)
88900000	CAP Move-Settlement	UZ	2000000078	8/31/2012	(20.62)
88900000	CAP Move-Settlement	UZ	2000000078	8/31/2012	(9.56)
88900000	CAP Move-Settlement	UZ	2000000078	8/31/2012	(0.92)
88900000	CAP Move-Settlement	UZ	2000000078	8/31/2012	(0.25)
88900000	CAP Move-Settlement	UZ	2000000078	8/31/2012	(6.30)
88900000	CAP Move-Settlement	UZ	2000000092	8/31/2012	(16.98)
88900000	CAP Move-Settlement	UZ	2000000092	8/31/2012	(22.13)
88900000	CAP Move-Settlement	UZ	2000000069	8/31/2012	(43.05)
88900000	CAP Move-Settlement	UZ	2000000069	8/31/2012	(4.41)
88900000	CAP Move-Settlement	UZ	2000000069	8/31/2012	(32.40)
88900000	CAP Move-Settlement	UZ	2000000070	8/31/2012	(59.12)
88900000	CAP Move-Settlement	UZ	2000000070	8/31/2012	(465.39)
88900000	CAP Move-Settlement	UZ	2000000077	8/31/2012	(37.11)
88900000	CAP Move-Settlement	UZ	2000000077	8/31/2012	(0.97)
88900000	CAP Move-Settlement	UZ	2000000078	8/31/2012	(3.69)
88900000	CAP Move-Settlement	UZ	2000000078	8/31/2012	(4.26)
88900000	CAP Move-Settlement	UZ	2000000078	8/31/2012	(15.34)
88900000	CAP Move-Settlement	UZ	2000000078	8/31/2012	(25.21)
88900000	CAP Move-Settlement	UZ	2000000078	8/31/2012	(16.03)
88900000	CAP Move-Settlement	UZ	2000000078	8/31/2012	(4.86)
88900000	CAP Move-Settlement	UZ	2000000078	8/31/2012	(4.75)
88900000	CAP Move-Settlement	UZ	2000000078	8/31/2012	(38.23)
88900000	CAP Move-Settlement	UZ	2000000080	8/31/2012	(82.53)
88900000	CAP Move-Settlement	UZ	2000000093	8/31/2012	(22.48)
88900000	CAP Move-Settlement	UZ	2000000093	8/31/2012	(17.24)
88900000	CAP Move-Settlement	UZ	2000000070	8/31/2012	(21.12)
88900000	CAP Move-Settlement	UZ	2000000070	8/31/2012	(9.40)
88900000	CAP Move-Settlement	UZ	2000000070	8/31/2012	(183.66)
88900000	CAP Move-Settlement	UZ	2000000070	8/31/2012	(16.99)
88900000	CAP Move-Settlement	UZ	2000000077	8/31/2012	(1.21)
88900000	CAP Move-Settlement	UZ	2000000077	8/31/2012	(9.26)
88900000	CAP Move-Settlement	UZ	2000000077	8/31/2012	(3.83)
88900000	CAP Move-Settlement	UZ	2000000077	8/31/2012	(9.56)
88900000	CAP Move-Settlement	UZ	2000000078	8/31/2012	(1.06)
88900000	CAP Move-Settlement	UZ	2000000078	8/31/2012	(6.30)
88900000	CAP Move-Settlement	UZ	2000000078	8/31/2012	(4.01)
88900000	CAP Move-Settlement	UZ	2000000078	8/31/2012	(0.25)
88900000	CAP Move-Settlement	UZ	2000000078	8/31/2012	(1.19)
88900000	CAP Move-Settlement	UZ	2000000080	8/31/2012	(20.62)
88900000	CAP Move-Settlement	UZ	2000000080	8/31/2012	(0.92)
88900000	CAP Move-Settlement	UZ	2000000093	8/31/2012	(112.95)
88900000	CAP Move-Settlement	UZ	2000000093	8/31/2012	(147.24)
88900000	CAP Move-Settlement	UZ	2000000069	8/31/2012	(39.21)
88900000	CAP Move-Settlement	UZ	2000000069	8/31/2012	(1.55)
88900000	CAP Move-Settlement	UZ	2000000070	8/31/2012	(9.34)
88900000	CAP Move-Settlement	UZ	2000000070	8/31/2012	(13.94)
88900000	CAP Move-Settlement	UZ	2000000070	8/31/2012	(177.82)
88900000	CAP Move-Settlement	UZ	2000000077	8/31/2012	(4.24)
88900000	CAP Move-Settlement	UZ	2000000078	8/31/2012	(8.80)
88900000	CAP Move-Settlement	UZ	2000000078	8/31/2012	(2.83)
88900000	CAP Move-Settlement	UZ	2000000078	8/31/2012	(1.55)

## Kentucky American Water Company

Case No. 2012-00520

Response to PSC DR1, Item 31

Account	Description	Doc Type	Document Number	Posting Date	Amount
88900000	CAP Move-Settlement	UZ	2000000078	8/31/2012	(4.89)
88900000	CAP Move-Settlement	UZ	2000000078	8/31/2012	0.01
88900000	CAP Move-Settlement	UZ	2000000078	8/31/2012	(0.55)
88900000	CAP Move-Settlement	UZ	2000000078	8/31/2012	(2.85)
88900000	CAP Move-Settlement	UZ	2000000078	8/31/2012	(28.52)
88900000	CAP Move-Settlement	UZ	2000000080	8/31/2012	(24.10)
88900000	CAP Move-Settlement	UZ	2000000080	8/31/2012	(0.05)
88900000	CAP Move-Settlement	UZ	2000000092	8/31/2012	(18.81)
88900000	CAP Move-Settlement	UZ	2000000093	8/31/2012	(24.51)
88900000	CAP Move-Settlement	UZ	2000000069	8/31/2012	(33.44)
88900000	CAP Move-Settlement	UZ	2000000069	8/31/2012	(80.19)
88900000	CAP Move-Settlement	UZ	2000000070	8/31/2012	(1,050.41)
88900000	CAP Move-Settlement	UZ	2000000070	8/31/2012	(31.33)
88900000	CAP Move-Settlement	UZ	2000000070	8/31/2012	(424.68)
88900000	CAP Move-Settlement	UZ	2000000077	8/31/2012	(13.76)
88900000	CAP Move-Settlement	UZ	2000000077	8/31/2012	(3.79)
88900000	CAP Move-Settlement	UZ	2000000077	8/31/2012	(3.34)
88900000	CAP Move-Settlement	UZ	2000000077	8/31/2012	(1.36)
88900000	CAP Move-Settlement	UZ	2000000077	8/31/2012	(63.48)
88900000	CAP Move-Settlement	UZ	2000000078	8/31/2012	(31.08)
88900000	CAP Move-Settlement	UZ	2000000078	8/31/2012	(28.82)
88900000	CAP Move-Settlement	UZ	2000000078	8/31/2012	(3.72)
88900000	CAP Move-Settlement	UZ	2000000078	8/31/2012	(3.15)
88900000	CAP Move-Settlement	UZ	2000000080	8/31/2012	(12.79)
88900000	CAP Move-Settlement	UZ	2000000080	8/31/2012	(19.09)
88900000	CAP Move-Settlement	UZ	2000000093	8/31/2012	(224.08)
88900000	CAP Move-Settlement	UZ	2000000093	8/31/2012	(171.90)
88900000	CAP Move-Settlement	UZ	2000000092	8/31/2012	(3.16)
88900000	CAP Move-Settlement	UZ	2000000092	8/31/2012	(2.42)
88900000	CAP Move-Settlement	UZ	2000000069	8/31/2012	(4.18)
88900000	CAP Move-Settlement	UZ	2000000070	8/31/2012	(28.80)
88900000	CAP Move-Settlement	UZ	2000000070	8/31/2012	(2.66)
88900000	CAP Move-Settlement	UZ	2000000070	8/31/2012	(2.31)
88900000	CAP Move-Settlement	UZ	2000000093	8/31/2012	(29.43)
88900000	CAP Move-Settlement	UZ	2000000093	8/31/2012	(38.37)
88900000	CAP Move-Settlement	UZ	2000000069	8/31/2012	(8,218.69)
88900000	CAP Move-Settlement	UZ	2000000069	8/31/2012	(16.07)
88900000	CAP Move-Settlement	UZ	2000000069	8/31/2012	(14.44)
88900000	CAP Move-Settlement	UZ	2000000070	8/31/2012	(2.69)
88900000	CAP Move-Settlement	UZ	2000000070	8/31/2012	(174.78)
88900000	CAP Move-Settlement	UZ	2000000077	8/31/2012	(1.19)
88900000	CAP Move-Settlement	UZ	2000000078	8/31/2012	(0.92)
88900000	CAP Move-Settlement	UZ	2000000078	8/31/2012	(1.21)
88900000	CAP Move-Settlement	UZ	2000000078	8/31/2012	(6.30)
88900000	CAP Move-Settlement	UZ	2000000078	8/31/2012	(4.01)
88900000	CAP Move-Settlement	UZ	2000000078	8/31/2012	(9.26)
88900000	CAP Move-Settlement	UZ	2000000078	8/31/2012	(9.56)
88900000	CAP Move-Settlement	UZ	2000000079	8/31/2012	(3.83)
88900000	CAP Move-Settlement	UZ	2000000080	8/31/2012	(0.25)
88900000	CAP Move-Settlement	UZ	2000000080	8/31/2012	(1.06)
88900000	CAP Move-Settlement	UZ	2000000080	8/31/2012	(20.62)
88900000	CAP Move-Settlement	UZ	2000000093	8/31/2012	(49.48)
88900000	CAP Move-Settlement	UZ	2000000093	8/31/2012	(64.50)



Kentucky American Water Company  
Case No. 2012-00520  
Response to PSC DR1, Item 31

Account	Description	Doc Type	Document Number	Posting Date	Amount
88900000	CAP Move-Settlement	UZ	2000000069	8/31/2012	(174.78)
88900000	CAP Move-Settlement	UZ	2000000070	8/31/2012	(16.08)
88900000	CAP Move-Settlement	UZ	2000000070	8/31/2012	(14.44)
88900000	CAP Move-Settlement	UZ	2000000070	8/31/2012	(10,341.48)
88900000	CAP Move-Settlement	UZ	2000000070	8/31/2012	(2.69)
88900000	CAP Move-Settlement	UZ	2000000077	8/31/2012	(20.62)
88900000	CAP Move-Settlement	UZ	2000000077	8/31/2012	(9.56)
88900000	CAP Move-Settlement	UZ	2000000077	8/31/2012	(3.83)
88900000	CAP Move-Settlement	UZ	2000000077	8/31/2012	(1.21)
88900000	CAP Move-Settlement	UZ	2000000077	8/31/2012	(0.25)
88900000	CAP Move-Settlement	UZ	2000000077	8/31/2012	(9.26)
88900000	CAP Move-Settlement	UZ	2000000078	8/31/2012	(1.06)
88900000	CAP Move-Settlement	UZ	2000000078	8/31/2012	(1.19)
88900000	CAP Move-Settlement	UZ	2000000078	8/31/2012	(0.92)
88900000	CAP Move-Settlement	UZ	2000000080	8/31/2012	(6.30)
88900000	CAP Move-Settlement	UZ	2000000080	8/31/2012	(4.01)
88900000	CAP Move-Settlement	UZ	2000000093	8/31/2012	(52.07)
88900000	CAP Move-Settlement	UZ	2000000093	8/31/2012	(67.88)
88900000	CAP Move-Settlement	UZ	2000000069	8/31/2012	(95.46)
88900000	CAP Move-Settlement	UZ	2000000069	8/31/2012	(22.80)
88900000	CAP Move-Settlement	UZ	2000000070	8/31/2012	(0.34)
88900000	CAP Move-Settlement	UZ	2000000070	8/31/2012	(14,523.78)
88900000	CAP Move-Settlement	UZ	2000000070	8/31/2012	(434.23)
88900000	CAP Move-Settlement	UZ	2000000070	8/31/2012	(33.68)
88900000	CAP Move-Settlement	UZ	2000000077	8/31/2012	(3.57)
88900000	CAP Move-Settlement	UZ	2000000078	8/31/2012	(18.91)
88900000	CAP Move-Settlement	UZ	2000000078	8/31/2012	(0.73)
88900000	CAP Move-Settlement	UZ	2000000078	8/31/2012	(3.20)
88900000	CAP Move-Settlement	UZ	2000000078	8/31/2012	(2.77)
88900000	CAP Move-Settlement	UZ	2000000080	8/31/2012	(61.89)
88900000	CAP Move-Settlement	UZ	2000000080	8/31/2012	(12.02)
88900000	CAP Move-Settlement	UZ	2000000080	8/31/2012	(28.68)
88900000	CAP Move-Settlement	UZ	2000000080	8/31/2012	(11.50)
88900000	CAP Move-Settlement	UZ	2000000080	8/31/2012	(27.80)
88900000	CAP Move-Settlement	UZ	2000000080	8/31/2012	(3.63)
88900000	CAP Move-Settlement	UZ	2000000093	8/31/2012	(176.79)
88900000	CAP Move-Settlement	UZ	2000000093	8/31/2012	(230.46)
88900000	CAP Move-Settlement	UZ	2000000069	8/31/2012	(28.44)
88900000	CAP Move-Settlement	UZ	2000000069	8/31/2012	(14,752.35)
88900000	CAP Move-Settlement	UZ	2000000069	8/31/2012	(2.42)
88900000	CAP Move-Settlement	UZ	2000000070	8/31/2012	(2.63)
88900000	CAP Move-Settlement	UZ	2000000070	8/31/2012	(0.44)
88900000	CAP Move-Settlement	UZ	2000000092	8/31/2012	(133.97)
88900000	CAP Move-Settlement	UZ	2000000093	8/31/2012	(174.63)
88900000	CAP Move-Settlement	UZ	2000000069	8/31/2012	(430.57)
88900000	CAP Move-Settlement	UZ	2000000069	8/31/2012	(129.42)
88900000	CAP Move-Settlement	UZ	2000000069	8/31/2012	(33.53)
88900000	CAP Move-Settlement	UZ	2000000070	8/31/2012	(73.00)
88900000	CAP Move-Settlement	UZ	2000000070	8/31/2012	(1,170.81)
88900000	CAP Move-Settlement	UZ	2000000077	8/31/2012	(36.07)
88900000	CAP Move-Settlement	UZ	2000000077	8/31/2012	(2.18)
88900000	CAP Move-Settlement	UZ	2000000077	8/31/2012	(10.93)
88900000	CAP Move-Settlement	UZ	2000000078	8/31/2012	(10.70)

Kentucky American Water Company  
Case No. 2012-00520  
Response to PSC DR1, Item 31

Account	Description	Doc Type	Document Number	Posting Date	Amount
88900000	CAP Move-Settlement	UZ	2000000078	8/31/2012	(9.59)
88900000	CAP Move-Settlement	UZ	2000000078	8/31/2012	(185.66)
88900000	CAP Move-Settlement	UZ	2000000078	8/31/2012	(86.02)
88900000	CAP Move-Settlement	UZ	2000000078	8/31/2012	(8.30)
88900000	CAP Move-Settlement	UZ	2000000080	8/31/2012	(56.73)
88900000	CAP Move-Settlement	UZ	2000000080	8/31/2012	(34.51)
88900000	CAP Move-Settlement	UZ	2000000080	8/31/2012	(83.47)
88900000	CAP Move-Settlement	UZ	2000000092	8/31/2012	(69.82)
88900000	CAP Move-Settlement	UZ	2000000093	8/31/2012	(91.02)
88900000	CAP Move-Settlement	UZ	2000000092	8/31/2012	(0.21)
88900000	CAP Move-Settlement	UZ	2000000093	8/31/2012	(0.16)
88900000	CAP Move-Settlement	UZ	2000000069	8/31/2012	(1,126.61)
88900000	CAP Move-Settlement	UZ	2000000069	8/31/2012	(149.42)
88900000	CAP Move-Settlement	UZ	2000000069	8/31/2012	(69.82)
88900000	CAP Move-Settlement	UZ	2000000070	8/31/2012	(67.41)
88900000	CAP Move-Settlement	UZ	2000000070	8/31/2012	(3,013.55)
88900000	CAP Move-Settlement	UZ	2000000077	8/31/2012	(56.73)
88900000	CAP Move-Settlement	UZ	2000000077	8/31/2012	(185.66)
88900000	CAP Move-Settlement	UZ	2000000078	8/31/2012	(2.18)
88900000	CAP Move-Settlement	UZ	2000000078	8/31/2012	(86.02)
88900000	CAP Move-Settlement	UZ	2000000078	8/31/2012	(10.70)
88900000	CAP Move-Settlement	UZ	2000000078	8/31/2012	(36.07)
88900000	CAP Move-Settlement	UZ	2000000078	8/31/2012	(8.30)
88900000	CAP Move-Settlement	UZ	2000000080	8/31/2012	(9.59)
88900000	CAP Move-Settlement	UZ	2000000080	8/31/2012	(10.93)
88900000	CAP Move-Settlement	UZ	2000000080	8/31/2012	(83.47)
88900000	CAP Move-Settlement	UZ	2000000080	8/31/2012	(34.51)
88900000	CAP Move-Settlement	UZ	2000000092	8/31/2012	(102.94)
88900000	CAP Move-Settlement	UZ	2000000092	8/31/2012	(78.96)
88900000	CAP Move-Settlement	UZ	2000000093	8/31/2012	(0.21)
88900000	CAP Move-Settlement	UZ	2000000093	8/31/2012	(0.16)
88900000	CAP Move-Settlement	UZ	2000000069	8/31/2012	(445.19)
88900000	CAP Move-Settlement	UZ	2000000069	8/31/2012	(57.28)
88900000	CAP Move-Settlement	UZ	2000000070	8/31/2012	(25.80)
88900000	CAP Move-Settlement	UZ	2000000070	8/31/2012	(20,522.36)
88900000	CAP Move-Settlement	UZ	2000000070	8/31/2012	(13.93)
88900000	CAP Move-Settlement	UZ	2000000070	8/31/2012	(7.02)
88900000	CAP Move-Settlement	UZ	2000000077	8/31/2012	(15.34)
88900000	CAP Move-Settlement	UZ	2000000077	8/31/2012	(38.23)
88900000	CAP Move-Settlement	UZ	2000000077	8/31/2012	(82.53)
88900000	CAP Move-Settlement	UZ	2000000078	8/31/2012	(4.26)
88900000	CAP Move-Settlement	UZ	2000000078	8/31/2012	(4.86)
88900000	CAP Move-Settlement	UZ	2000000078	8/31/2012	(25.21)
88900000	CAP Move-Settlement	UZ	2000000078	8/31/2012	(3.69)
88900000	CAP Move-Settlement	UZ	2000000080	8/31/2012	(4.75)
88900000	CAP Move-Settlement	UZ	2000000080	8/31/2012	(0.97)
88900000	CAP Move-Settlement	UZ	2000000080	8/31/2012	(16.03)
88900000	CAP Move-Settlement	UZ	2000000080	8/31/2012	(37.11)
88900000	CAP Move-Settlement	UZ	2000000093	8/31/2012	(97.26)
88900000	CAP Move-Settlement	UZ	2000000093	8/31/2012	(126.78)
88900000	CAP Move-Settlement	UZ	2000000093	8/31/2012	(0.03)
88900000	CAP Move-Settlement	UZ	2000000093	8/31/2012	(0.02)
88900000	CAP Move-Settlement	UZ	2000000069	8/31/2012	(60.55)

Kentucky American Water Company  
Case No. 2012-00520  
Response to PSC DR1, Item 31

Account	Description	Doc Type	Document Number	Posting Date	Amount
88900000	CAP Move-Settlement	UZ	2000000069	8/31/2012	(29.73)
88900000	CAP Move-Settlement	UZ	2000000069	8/31/2012	(501.91)
88900000	CAP Move-Settlement	UZ	2000000069	8/31/2012	(1,420.07)
88900000	CAP Move-Settlement	UZ	2000000070	8/31/2012	(1.02)
88900000	CAP Move-Settlement	UZ	2000000070	8/31/2012	(18.66)
88900000	CAP Move-Settlement	UZ	2000000077	8/31/2012	(37.11)
88900000	CAP Move-Settlement	UZ	2000000078	8/31/2012	(25.21)
88900000	CAP Move-Settlement	UZ	2000000078	8/31/2012	(4.26)
88900000	CAP Move-Settlement	UZ	2000000078	8/31/2012	(38.23)
88900000	CAP Move-Settlement	UZ	2000000078	8/31/2012	(16.03)
88900000	CAP Move-Settlement	UZ	2000000078	8/31/2012	(3.69)
88900000	CAP Move-Settlement	UZ	2000000078	8/31/2012	(4.86)
88900000	CAP Move-Settlement	UZ	2000000078	8/31/2012	(82.53)
88900000	CAP Move-Settlement	UZ	2000000080	8/31/2012	(4.75)
88900000	CAP Move-Settlement	UZ	2000000080	8/31/2012	(0.97)
88900000	CAP Move-Settlement	UZ	2000000080	8/31/2012	(15.34)
88900000	CAP Move-Settlement	UZ	2000000092	8/31/2012	(65.58)
88900000	CAP Move-Settlement	UZ	2000000093	8/31/2012	(50.31)
88900000	CAP Move-Settlement	UZ	2000000093	8/31/2012	(0.08)
88900000	CAP Move-Settlement	UZ	2000000093	8/31/2012	(0.10)
88900000	CAP Move-Settlement	UZ	2000000069	8/31/2012	(29.14)
88900000	CAP Move-Settlement	UZ	2000000069	8/31/2012	(52.59)
88900000	CAP Move-Settlement	UZ	2000000070	8/31/2012	(2,569.48)
88900000	CAP Move-Settlement	UZ	2000000070	8/31/2012	(552.41)
88900000	CAP Move-Settlement	UZ	2000000070	8/31/2012	(34.48)
88900000	CAP Move-Settlement	UZ	2000000077	8/31/2012	(0.97)
88900000	CAP Move-Settlement	UZ	2000000077	8/31/2012	(4.26)
88900000	CAP Move-Settlement	UZ	2000000078	8/31/2012	(15.34)
88900000	CAP Move-Settlement	UZ	2000000078	8/31/2012	(16.03)
88900000	CAP Move-Settlement	UZ	2000000078	8/31/2012	(4.75)
88900000	CAP Move-Settlement	UZ	2000000078	8/31/2012	(82.53)
88900000	CAP Move-Settlement	UZ	2000000078	8/31/2012	(4.86)
88900000	CAP Move-Settlement	UZ	2000000078	8/31/2012	(3.69)
88900000	CAP Move-Settlement	UZ	2000000080	8/31/2012	(25.21)
88900000	CAP Move-Settlement	UZ	2000000080	8/31/2012	(37.11)
88900000	CAP Move-Settlement	UZ	2000000080	8/31/2012	(38.23)
88900000	CAP Move-Settlement	UZ	2000000093	8/31/2012	(53.60)
88900000	CAP Move-Settlement	UZ	2000000093	8/31/2012	(69.88)
88900000	CAP Move-Settlement	UZ	2000000093	8/31/2012	(0.51)
88900000	CAP Move-Settlement	UZ	2000000093	8/31/2012	(0.39)
88900000	CAP Move-Settlement	UZ	2000000069	8/31/2012	(34.62)
88900000	CAP Move-Settlement	UZ	2000000069	8/31/2012	(554.29)
88900000	CAP Move-Settlement	UZ	2000000069	8/31/2012	(2,569.48)
88900000	CAP Move-Settlement	UZ	2000000070	8/31/2012	(29.32)
88900000	CAP Move-Settlement	UZ	2000000070	8/31/2012	(52.56)
88900000	CAP Move-Settlement	UZ	2000000078	8/31/2012	(0.97)
88900000	CAP Move-Settlement	UZ	2000000078	8/31/2012	(4.75)
88900000	CAP Move-Settlement	UZ	2000000078	8/31/2012	(38.23)
88900000	CAP Move-Settlement	UZ	2000000078	8/31/2012	(4.26)
88900000	CAP Move-Settlement	UZ	2000000078	8/31/2012	(3.69)
88900000	CAP Move-Settlement	UZ	2000000078	8/31/2012	(82.53)
88900000	CAP Move-Settlement	UZ	2000000080	8/31/2012	(4.86)
88900000	CAP Move-Settlement	UZ	2000000080	8/31/2012	(25.21)

Kentucky American Water Company  
Case No. 2012-00520  
Response to PSC DR1, Item 31

Account	Description	Doc Type	Document Number	Posting Date	Amount
88900000	CAP Move-Settlement	UZ	200000080	8/31/2012	(16.03)
88900000	CAP Move-Settlement	UZ	200000080	8/31/2012	(37.11)
88900000	CAP Move-Settlement	UZ	200000080	8/31/2012	(15.34)
88900000	CAP Move-Settlement	UZ	200000093	8/31/2012	(63.84)
88900000	CAP Move-Settlement	UZ	200000093	8/31/2012	(48.98)
88900000	CAP Move-Settlement	UZ	200000093	8/31/2012	(0.59)
88900000	CAP Move-Settlement	UZ	200000093	8/31/2012	(0.45)
88900000	CAP Move-Settlement	UZ	200000069	8/31/2012	(898.09)
88900000	CAP Move-Settlement	UZ	200000069	8/31/2012	(7.52)
88900000	CAP Move-Settlement	UZ	200000069	8/31/2012	(15,993.99)
88900000	CAP Move-Settlement	UZ	200000069	8/31/2012	(51.80)
88900000	CAP Move-Settlement	UZ	200000069	8/31/2012	(88.03)
88900000	CAP Move-Settlement	UZ	200000070	8/31/2012	(68.77)
88900000	CAP Move-Settlement	UZ	200000077	8/31/2012	(28.06)
88900000	CAP Move-Settlement	UZ	200000078	8/31/2012	(8.32)
88900000	CAP Move-Settlement	UZ	200000078	8/31/2012	(26.84)
88900000	CAP Move-Settlement	UZ	200000078	8/31/2012	(44.12)
88900000	CAP Move-Settlement	UZ	200000078	8/31/2012	(144.40)
88900000	CAP Move-Settlement	UZ	200000078	8/31/2012	(64.92)
88900000	CAP Move-Settlement	UZ	200000078	8/31/2012	(7.44)
88900000	CAP Move-Settlement	UZ	200000080	8/31/2012	(66.90)
88900000	CAP Move-Settlement	UZ	200000080	8/31/2012	(1.70)
88900000	CAP Move-Settlement	UZ	200000080	8/31/2012	(6.46)
88900000	CAP Move-Settlement	UZ	200000080	8/31/2012	(8.51)
88900000	CAP Move-Settlement	UZ	200000092	8/31/2012	(351.30)
88900000	CAP Move-Settlement	UZ	200000092	8/31/2012	(457.94)
88900000	CAP Move-Settlement	UZ	200000069	8/31/2012	(914.21)
88900000	CAP Move-Settlement	UZ	200000069	8/31/2012	(53.08)
88900000	CAP Move-Settlement	UZ	200000069	8/31/2012	(70.30)
88900000	CAP Move-Settlement	UZ	200000069	8/31/2012	(11,299.88)
88900000	CAP Move-Settlement	UZ	200000070	8/31/2012	(88.93)
88900000	CAP Move-Settlement	UZ	200000077	8/31/2012	(8.51)
88900000	CAP Move-Settlement	UZ	200000078	8/31/2012	(1.70)
88900000	CAP Move-Settlement	UZ	200000078	8/31/2012	(6.46)
88900000	CAP Move-Settlement	UZ	200000078	8/31/2012	(7.44)
88900000	CAP Move-Settlement	UZ	200000078	8/31/2012	(66.90)
88900000	CAP Move-Settlement	UZ	200000078	8/31/2012	(8.32)
88900000	CAP Move-Settlement	UZ	200000078	8/31/2012	(44.12)
88900000	CAP Move-Settlement	UZ	200000080	8/31/2012	(144.40)
88900000	CAP Move-Settlement	UZ	200000080	8/31/2012	(26.84)
88900000	CAP Move-Settlement	UZ	200000080	8/31/2012	(64.92)
88900000	CAP Move-Settlement	UZ	200000080	8/31/2012	(28.06)
88900000	CAP Move-Settlement	UZ	200000093	8/31/2012	(283.14)
88900000	CAP Move-Settlement	UZ	200000093	8/31/2012	(217.21)
88900000	CAP Move-Settlement	UZ	200000092	8/31/2012	(34.99)
88900000	CAP Move-Settlement	UZ	200000092	8/31/2012	(45.62)
88900000	CAP Move-Settlement	UZ	200000092	8/31/2012	(34.99)
88900000	CAP Move-Settlement	UZ	200000093	8/31/2012	(45.62)
88900000	CAP Move-Settlement	UZ	200000093	8/31/2012	(0.01)
88900000	CAP Move-Settlement	UZ	200000069	8/31/2012	(7,191.33)
88900000	CAP Move-Settlement	UZ	200000069	8/31/2012	(1,038.76)
88900000	CAP Move-Settlement	UZ	200000069	8/31/2012	(17.61)
88900000	CAP Move-Settlement	UZ	200000069	8/31/2012	(171.78)

Kentucky American Water Company  
Case No. 2012-00520  
Response to PSC DR1, Item 31

Account	Description	Doc Type	Document Number	Posting Date	Amount
88900000	CAP Move-Settlement	UZ	2000000070	8/31/2012	(543.83)
88900000	CAP Move-Settlement	UZ	2000000070	8/31/2012	(1,208.70)
88900000	CAP Move-Settlement	UZ	2000000077	8/31/2012	(65.35)
88900000	CAP Move-Settlement	UZ	2000000077	8/31/2012	(50.73)
88900000	CAP Move-Settlement	UZ	2000000077	8/31/2012	(58.56)
88900000	CAP Move-Settlement	UZ	2000000077	8/31/2012	(66.77)
88900000	CAP Move-Settlement	UZ	2000000077	8/31/2012	(525.70)
88900000	CAP Move-Settlement	UZ	2000000077	8/31/2012	(210.88)
88900000	CAP Move-Settlement	UZ	2000000078	8/31/2012	(346.69)
88900000	CAP Move-Settlement	UZ	2000000078	8/31/2012	(13.32)
88900000	CAP Move-Settlement	UZ	2000000078	8/31/2012	(220.44)
88900000	CAP Move-Settlement	UZ	2000000080	8/31/2012	(1,134.66)
88900000	CAP Move-Settlement	UZ	2000000080	8/31/2012	(510.17)
88900000	CAP Move-Settlement	UZ	2000000092	8/31/2012	(292.12)
88900000	CAP Move-Settlement	UZ	2000000093	8/31/2012	(380.80)
88900000	CAP Move-Settlement	UZ	2000000093	8/31/2012	(0.11)
88900000	CAP Move-Settlement	UZ	2000000093	8/31/2012	(0.15)
88900000	CAP Move-Settlement	UZ	2000000069	8/31/2012	(5.99)
88900000	CAP Move-Settlement	UZ	2000000069	8/31/2012	(4,675.53)
88900000	CAP Move-Settlement	UZ	2000000070	8/31/2012	(177.07)
88900000	CAP Move-Settlement	UZ	2000000070	8/31/2012	(517.71)
88900000	CAP Move-Settlement	UZ	2000000070	8/31/2012	(278.99)
88900000	CAP Move-Settlement	UZ	2000000070	8/31/2012	(4,315.71)
88900000	CAP Move-Settlement	UZ	2000000077	8/31/2012	(8.97)
88900000	CAP Move-Settlement	UZ	2000000078	8/31/2012	(39.39)
88900000	CAP Move-Settlement	UZ	2000000078	8/31/2012	(763.31)
88900000	CAP Move-Settlement	UZ	2000000078	8/31/2012	(34.12)
88900000	CAP Move-Settlement	UZ	2000000078	8/31/2012	(233.23)
88900000	CAP Move-Settlement	UZ	2000000078	8/31/2012	(141.87)
88900000	CAP Move-Settlement	UZ	2000000080	8/31/2012	(43.96)
88900000	CAP Move-Settlement	UZ	2000000080	8/31/2012	(148.31)
88900000	CAP Move-Settlement	UZ	2000000080	8/31/2012	(353.65)
88900000	CAP Move-Settlement	UZ	2000000080	8/31/2012	(44.93)
88900000	CAP Move-Settlement	UZ	2000000080	8/31/2012	(343.19)
88900000	CAP Move-Settlement	UZ	2000000092	8/31/2012	(325.34)
88900000	CAP Move-Settlement	UZ	2000000093	8/31/2012	(249.57)
88900000	CAP Move-Settlement	UZ	2000000069	8/31/2012	(1,019.38)
88900000	CAP Move-Settlement	UZ	2000000069	8/31/2012	(47.77)
88900000	CAP Move-Settlement	UZ	2000000070	8/31/2012	(71.85)
88900000	CAP Move-Settlement	UZ	2000000070	8/31/2012	(128.71)
88900000	CAP Move-Settlement	UZ	2000000077	8/31/2012	(50.43)
88900000	CAP Move-Settlement	UZ	2000000077	8/31/2012	(165.03)
88900000	CAP Move-Settlement	UZ	2000000077	8/31/2012	(76.47)
88900000	CAP Move-Settlement	UZ	2000000078	8/31/2012	(1.93)
88900000	CAP Move-Settlement	UZ	2000000078	8/31/2012	(9.70)
88900000	CAP Move-Settlement	UZ	2000000078	8/31/2012	(30.67)
88900000	CAP Move-Settlement	UZ	2000000078	8/31/2012	(32.06)
88900000	CAP Move-Settlement	UZ	2000000080	8/31/2012	(8.51)
88900000	CAP Move-Settlement	UZ	2000000080	8/31/2012	(74.20)
88900000	CAP Move-Settlement	UZ	2000000080	8/31/2012	(7.38)
88900000	CAP Move-Settlement	UZ	2000000080	8/31/2012	(9.51)
88900000	CAP Move-Settlement	UZ	2000000093	8/31/2012	(65.05)
88900000	CAP Move-Settlement	UZ	2000000093	8/31/2012	(49.90)

Kentucky American Water Company  
Case No. 2012-00520  
Response to PSC DR1, Item 31

Account	Description	Doc Type	Document Number	Posting Date	Amount
88900000	CAP Move-Settlement	UZ	2000000069	8/31/2012	(134.57)
88900000	CAP Move-Settlement	UZ	2000000092	8/31/2012	(1.24)
88900000	CAP Move-Settlement	UZ	2000000093	8/31/2012	(0.95)
88900000	CAP Move-Settlement	UZ	2000000069	8/31/2012	(134.57)
88900000	CAP Move-Settlement	UZ	2000000092	8/31/2012	(0.98)
88900000	CAP Move-Settlement	UZ	2000000093	8/31/2012	(1.28)
88900000	CAP Move-Settlement	UZ	2000000069	8/31/2012	(134.57)
88900000	CAP Move-Settlement	UZ	2000000092	8/31/2012	(1.00)
88900000	CAP Move-Settlement	UZ	2000000093	8/31/2012	(1.31)
88900000	CAP Move-Settlement	UZ	2000000069	8/31/2012	(40.16)
88900000	CAP Move-Settlement	UZ	2000000093	8/31/2012	(6.75)
88900000	CAP Move-Settlement	UZ	2000000093	8/31/2012	(5.18)
88900000	CAP Move-Settlement	UZ	2000000070	8/31/2012	(40.16)
88900000	CAP Move-Settlement	UZ	2000000092	8/31/2012	(6.75)
88900000	CAP Move-Settlement	UZ	2000000093	8/31/2012	(5.18)
88900000	CAP Move-Settlement	UZ	2000000069	8/31/2012	(40.16)
88900000	CAP Move-Settlement	UZ	2000000092	8/31/2012	(6.75)
88900000	CAP Move-Settlement	UZ	2000000093	8/31/2012	(5.18)
88900000	CAP Move-Settlement	UZ	2000000092	8/31/2012	(1.21)
88900000	CAP Move-Settlement	UZ	2000000093	8/31/2012	(0.93)
88900000	CAP Move-Settlement	UZ	2000000069	8/31/2012	(489.66)
88900000	CAP Move-Settlement	UZ	2000000092	8/31/2012	(8.61)
88900000	CAP Move-Settlement	UZ	2000000093	8/31/2012	(11.23)
88900000	CAP Move-Settlement	UZ	2000000092	8/31/2012	(0.04)
88900000	CAP Move-Settlement	UZ	2000000093	8/31/2012	(0.05)
88900000	CAP Move-Settlement	UZ	2000000069	8/31/2012	(36.52)
88900000	CAP Move-Settlement	UZ	2000000069	8/31/2012	(394.83)
88900000	CAP Move-Settlement	UZ	2000000070	8/31/2012	(30.63)
88900000	CAP Move-Settlement	UZ	2000000070	8/31/2012	(57.75)
88900000	CAP Move-Settlement	UZ	2000000077	8/31/2012	(13.53)
88900000	CAP Move-Settlement	UZ	2000000077	8/31/2012	(6.64)
88900000	CAP Move-Settlement	UZ	2000000077	8/31/2012	(6.51)
88900000	CAP Move-Settlement	UZ	2000000077	8/31/2012	(360.09)
88900000	CAP Move-Settlement	UZ	2000000077	8/31/2012	(23.21)
88900000	CAP Move-Settlement	UZ	2000000077	8/31/2012	(27.44)
88900000	CAP Move-Settlement	UZ	2000000078	8/31/2012	(79.36)
88900000	CAP Move-Settlement	UZ	2000000080	8/31/2012	(3.78)
88900000	CAP Move-Settlement	UZ	2000000080	8/31/2012	(7.28)
88900000	CAP Move-Settlement	UZ	2000000080	8/31/2012	(3.21)
88900000	CAP Move-Settlement	UZ	2000000080	8/31/2012	(621.36)
88900000	CAP Move-Settlement	UZ	2000000093	8/31/2012	(1.78)
88900000	CAP Move-Settlement	UZ	2000000093	8/31/2012	(1.37)
88900000	CAP Move-Settlement	UZ	2000000093	8/31/2012	(0.43)
88900000	CAP Move-Settlement	UZ	2000000093	8/31/2012	(0.33)
88900000	CAP Move-Settlement	UZ	2000000093	8/31/2012	(16.35)
88900000	CAP Move-Settlement	UZ	2000000093	8/31/2012	(21.31)
88900000	CAP Move-Settlement	UZ	2000000069	8/31/2012	(201.85)
88900000	CAP Move-Settlement	UZ	2000000093	8/31/2012	(3.83)
88900000	CAP Move-Settlement	UZ	2000000093	8/31/2012	(2.94)
88900000	CAP Move-Settlement	UZ	2000000070	8/31/2012	(201.85)
88900000	CAP Move-Settlement	UZ	2000000092	8/31/2012	(2.94)
88900000	CAP Move-Settlement	UZ	2000000092	8/31/2012	(3.83)
88900000	CAP Move-Settlement	UZ	2000000093	8/31/2012	(16.34)

Kentucky American Water Company  
Case No. 2012-00520  
Response to PSC DR1, Item 31

Account	Description	Doc Type	Document Number	Posting Date	Amount
88900000	CAP Move-Settlement	UZ	2000000093	8/31/2012	(21.31)
88900000	CAP Move-Settlement	UZ	2000000092	8/31/2012	(9.16)
88900000	CAP Move-Settlement	UZ	2000000092	8/31/2012	(11.94)
88900000	CAP Move-Settlement	UZ	2000000092	8/31/2012	(9.16)
88900000	CAP Move-Settlement	UZ	2000000093	8/31/2012	(11.94)
88900000	CAP Move-Settlement	UZ	2000000092	8/31/2012	(11.94)
88900000	CAP Move-Settlement	UZ	2000000093	8/31/2012	(9.16)
88900000	CAP Move-Settlement	UZ	2000000092	8/31/2012	(27.47)
88900000	CAP Move-Settlement	UZ	2000000092	8/31/2012	(35.81)
88900000	CAP Move-Settlement	UZ	2000000092	8/31/2012	(35.81)
88900000	CAP Move-Settlement	UZ	2000000093	8/31/2012	(27.47)
88900000	CAP Move-Settlement	UZ	2000000092	8/31/2012	(5.71)
88900000	CAP Move-Settlement	UZ	2000000093	8/31/2012	(4.38)
88900000	CAP Move-Settlement	UZ	2000000093	8/31/2012	(4.38)
88900000	CAP Move-Settlement	UZ	2000000093	8/31/2012	(5.71)
88900000	CAP Move-Settlement	UZ	2000000093	8/31/2012	(4.38)
88900000	CAP Move-Settlement	UZ	2000000093	8/31/2012	(5.71)
88900000	CAP Move-Settlement	UZ	2000000092	8/31/2012	(13.11)
88900000	CAP Move-Settlement	UZ	2000000092	8/31/2012	(17.09)
88900000	CAP Move-Settlement	UZ	2000000092	8/31/2012	(17.09)
88900000	CAP Move-Settlement	UZ	2000000093	8/31/2012	(13.11)
88900000	CAP Move-Settlement	UZ	2000000070	8/31/2012	(107.66)
88900000	CAP Move-Settlement	UZ	2000000092	8/31/2012	(3.27)
88900000	CAP Move-Settlement	UZ	2000000093	8/31/2012	(2.51)
88900000	CAP Move-Settlement	UZ	2000000093	8/31/2012	(0.01)
88900000	CAP Move-Settlement	UZ	2000000092	8/31/2012	(11.24)
88900000	CAP Move-Settlement	UZ	2000000093	8/31/2012	(8.62)
88900000	CAP Move-Settlement	UZ	2000000092	8/31/2012	(9.84)
88900000	CAP Move-Settlement	UZ	2000000092	8/31/2012	(7.55)
88900000	CAP Move-Settlement	UZ	2000000093	8/31/2012	(6.85)
88900000	CAP Move-Settlement	UZ	2000000093	8/31/2012	(8.93)
88900000	CAP Move-Settlement	UZ	2000000092	8/31/2012	(8.93)
88900000	CAP Move-Settlement	UZ	2000000092	8/31/2012	(6.85)
88900000	CAP Move-Settlement	UZ	2000000092	8/31/2012	(26.80)
88900000	CAP Move-Settlement	UZ	2000000093	8/31/2012	(20.56)
88900000	CAP Move-Settlement	UZ	2000000092	8/31/2012	(26.80)
88900000	CAP Move-Settlement	UZ	2000000093	8/31/2012	(20.56)
88900000	CAP Move-Settlement	UZ	2000000092	8/31/2012	(6.85)
88900000	CAP Move-Settlement	UZ	2000000093	8/31/2012	(8.93)
88900000	CAP Move-Settlement	UZ	2000000069	8/31/2012	(406.37)
88900000	CAP Move-Settlement	UZ	2000000069	8/31/2012	(30.73)
88900000	CAP Move-Settlement	UZ	2000000070	8/31/2012	(28.16)
88900000	CAP Move-Settlement	UZ	2000000070	8/31/2012	(25.04)
88900000	CAP Move-Settlement	UZ	2000000077	8/31/2012	(18.91)
88900000	CAP Move-Settlement	UZ	2000000077	8/31/2012	(0.73)
88900000	CAP Move-Settlement	UZ	2000000077	8/31/2012	(61.89)
88900000	CAP Move-Settlement	UZ	2000000078	8/31/2012	(27.80)
88900000	CAP Move-Settlement	UZ	2000000078	8/31/2012	(3.20)
88900000	CAP Move-Settlement	UZ	2000000078	8/31/2012	(2.77)
88900000	CAP Move-Settlement	UZ	2000000078	8/31/2012	(3.63)
88900000	CAP Move-Settlement	UZ	2000000078	8/31/2012	(3.57)
88900000	CAP Move-Settlement	UZ	2000000080	8/31/2012	(28.68)
88900000	CAP Move-Settlement	UZ	2000000080	8/31/2012	(11.50)

Kentucky American Water Company  
Case No. 2012-00520  
Response to PSC DR1, Item 31

Account	Description	Doc Type	Document Number	Posting Date	Amount
88900000	CAP Move-Settlement	UZ	2000000080	8/31/2012	(12.02)
88900000	CAP Move-Settlement	UZ	2000000093	8/31/2012	(0.47)
88900000	CAP Move-Settlement	UZ	2000000093	8/31/2012	(0.61)
88900000	CAP Move-Settlement	UZ	2000000069	8/31/2012	(726.83)
88900000	CAP Move-Settlement	UZ	2000000069	8/31/2012	(6,336.92)
88900000	CAP Move-Settlement	UZ	2000000069	8/31/2012	(74.18)
88900000	CAP Move-Settlement	UZ	2000000069	8/31/2012	(36.09)
88900000	CAP Move-Settlement	UZ	2000000070	8/31/2012	(56.35)
88900000	CAP Move-Settlement	UZ	2000000078	8/31/2012	(55.65)
88900000	CAP Move-Settlement	UZ	2000000078	8/31/2012	(37.82)
88900000	CAP Move-Settlement	UZ	2000000078	8/31/2012	(23.01)
88900000	CAP Move-Settlement	UZ	2000000078	8/31/2012	(7.29)
88900000	CAP Move-Settlement	UZ	2000000078	8/31/2012	(123.78)
88900000	CAP Move-Settlement	UZ	2000000078	8/31/2012	(1.45)
88900000	CAP Move-Settlement	UZ	2000000079	8/31/2012	(57.35)
88900000	CAP Move-Settlement	UZ	2000000080	8/31/2012	(24.05)
88900000	CAP Move-Settlement	UZ	2000000080	8/31/2012	(6.40)
88900000	CAP Move-Settlement	UZ	2000000080	8/31/2012	(5.53)
88900000	CAP Move-Settlement	UZ	2000000080	8/31/2012	(7.13)
88900000	CAP Move-Settlement	UZ	2000000092	8/31/2012	(6.92)
88900000	CAP Move-Settlement	UZ	2000000093	8/31/2012	(5.31)
88900000	CAP Move-Settlement	UZ	2000000069	8/31/2012	(390.02)
88900000	CAP Move-Settlement	UZ	2000000069	8/31/2012	(28.47)
88900000	CAP Move-Settlement	UZ	2000000069	8/31/2012	(13.35)
88900000	CAP Move-Settlement	UZ	2000000070	8/31/2012	(432.70)
88900000	CAP Move-Settlement	UZ	2000000070	8/31/2012	(57.56)
88900000	CAP Move-Settlement	UZ	2000000077	8/31/2012	(61.89)
88900000	CAP Move-Settlement	UZ	2000000077	8/31/2012	(2.77)
88900000	CAP Move-Settlement	UZ	2000000077	8/31/2012	(12.02)
88900000	CAP Move-Settlement	UZ	2000000078	8/31/2012	(3.57)
88900000	CAP Move-Settlement	UZ	2000000078	8/31/2012	(3.20)
88900000	CAP Move-Settlement	UZ	2000000078	8/31/2012	(11.50)
88900000	CAP Move-Settlement	UZ	2000000078	8/31/2012	(18.91)
88900000	CAP Move-Settlement	UZ	2000000078	8/31/2012	(0.73)
88900000	CAP Move-Settlement	UZ	2000000080	8/31/2012	(27.80)
88900000	CAP Move-Settlement	UZ	2000000080	8/31/2012	(3.63)
88900000	CAP Move-Settlement	UZ	2000000080	8/31/2012	(28.68)
88900000	CAP Move-Settlement	UZ	2000000092	8/31/2012	(1.00)
88900000	CAP Move-Settlement	UZ	2000000093	8/31/2012	(0.77)
88900000	CAP Move-Settlement	UZ	2000000069	8/31/2012	(153.34)
88900000	CAP Move-Settlement	UZ	2000000069	8/31/2012	(3.96)
88900000	CAP Move-Settlement	UZ	2000000070	8/31/2012	(5.65)
88900000	CAP Move-Settlement	UZ	2000000070	8/31/2012	(5,561.23)
88900000	CAP Move-Settlement	UZ	2000000070	8/31/2012	(16.19)
88900000	CAP Move-Settlement	UZ	2000000077	8/31/2012	(6.30)
88900000	CAP Move-Settlement	UZ	2000000078	8/31/2012	(3.83)
88900000	CAP Move-Settlement	UZ	2000000078	8/31/2012	(9.26)
88900000	CAP Move-Settlement	UZ	2000000078	8/31/2012	(9.56)
88900000	CAP Move-Settlement	UZ	2000000078	8/31/2012	(4.01)
88900000	CAP Move-Settlement	UZ	2000000078	8/31/2012	(0.92)
88900000	CAP Move-Settlement	UZ	2000000080	8/31/2012	(0.25)
88900000	CAP Move-Settlement	UZ	2000000080	8/31/2012	(1.21)
88900000	CAP Move-Settlement	UZ	2000000080	8/31/2012	(1.19)



Kentucky American Water Company  
Case No. 2012-00520  
Response to PSC DR1, Item 31

Account	Description	Doc Type	Document Number	Posting Date	Amount
88900000	CAP Move-Settlement	UZ	2000000080	8/31/2012	(20.62)
88900000	CAP Move-Settlement	UZ	2000000080	8/31/2012	(1.06)
88900000	CAP Move-Settlement	UZ	2000000092	8/31/2012	(5.29)
88900000	CAP Move-Settlement	UZ	2000000093	8/31/2012	(4.06)
88900000	CAP Move-Settlement	UZ	2000000069	8/31/2012	(254.48)
88900000	CAP Move-Settlement	UZ	2000000069	8/31/2012	(326.35)
88900000	CAP Move-Settlement	UZ	2000000070	8/31/2012	(23.57)
88900000	CAP Move-Settlement	UZ	2000000070	8/31/2012	(19.43)
88900000	CAP Move-Settlement	UZ	2000000070	8/31/2012	(32.70)
88900000	CAP Move-Settlement	UZ	2000000077	8/31/2012	(12.02)
88900000	CAP Move-Settlement	UZ	2000000077	8/31/2012	(3.57)
88900000	CAP Move-Settlement	UZ	2000000077	8/31/2012	(2.77)
88900000	CAP Move-Settlement	UZ	2000000077	8/31/2012	(28.68)
88900000	CAP Move-Settlement	UZ	2000000078	8/31/2012	(3.63)
88900000	CAP Move-Settlement	UZ	2000000078	8/31/2012	(3.20)
88900000	CAP Move-Settlement	UZ	2000000080	8/31/2012	(27.80)
88900000	CAP Move-Settlement	UZ	2000000080	8/31/2012	(61.89)
88900000	CAP Move-Settlement	UZ	2000000080	8/31/2012	(18.91)
88900000	CAP Move-Settlement	UZ	2000000080	8/31/2012	(11.50)
88900000	CAP Move-Settlement	UZ	2000000080	8/31/2012	(0.73)
88900000	CAP Move-Settlement	UZ	2000000093	8/31/2012	(0.58)
88900000	CAP Move-Settlement	UZ	2000000093	8/31/2012	(0.76)
88900000	CAP Move-Settlement	UZ	2000000069	8/31/2012	(19.27)
88900000	CAP Move-Settlement	UZ	2000000070	8/31/2012	(254.48)
88900000	CAP Move-Settlement	UZ	2000000070	8/31/2012	(324.47)
88900000	CAP Move-Settlement	UZ	2000000070	8/31/2012	(23.45)
88900000	CAP Move-Settlement	UZ	2000000070	8/31/2012	(32.70)
88900000	CAP Move-Settlement	UZ	2000000077	8/31/2012	(3.20)
88900000	CAP Move-Settlement	UZ	2000000077	8/31/2012	(12.02)
88900000	CAP Move-Settlement	UZ	2000000077	8/31/2012	(3.57)
88900000	CAP Move-Settlement	UZ	2000000077	8/31/2012	(2.77)
88900000	CAP Move-Settlement	UZ	2000000077	8/31/2012	(28.68)
88900000	CAP Move-Settlement	UZ	2000000078	8/31/2012	(18.91)
88900000	CAP Move-Settlement	UZ	2000000078	8/31/2012	(11.50)
88900000	CAP Move-Settlement	UZ	2000000078	8/31/2012	(0.73)
88900000	CAP Move-Settlement	UZ	2000000078	8/31/2012	(3.63)
88900000	CAP Move-Settlement	UZ	2000000078	8/31/2012	(61.89)
88900000	CAP Move-Settlement	UZ	2000000080	8/31/2012	(27.80)
88900000	CAP Move-Settlement	UZ	2000000092	8/31/2012	(0.58)
88900000	CAP Move-Settlement	UZ	2000000092	8/31/2012	(0.76)
88900000	CAP Move-Settlement	UZ	2000000069	8/31/2012	(20.54)
88900000	CAP Move-Settlement	UZ	2000000069	8/31/2012	(338.28)
88900000	CAP Move-Settlement	UZ	2000000069	8/31/2012	(35.05)
88900000	CAP Move-Settlement	UZ	2000000070	8/31/2012	(254.48)
88900000	CAP Move-Settlement	UZ	2000000070	8/31/2012	(24.44)
88900000	CAP Move-Settlement	UZ	2000000077	8/31/2012	(18.91)
88900000	CAP Move-Settlement	UZ	2000000077	8/31/2012	(12.02)
88900000	CAP Move-Settlement	UZ	2000000077	8/31/2012	(11.50)
88900000	CAP Move-Settlement	UZ	2000000077	8/31/2012	(27.80)
88900000	CAP Move-Settlement	UZ	2000000078	8/31/2012	(61.89)
88900000	CAP Move-Settlement	UZ	2000000078	8/31/2012	(0.73)
88900000	CAP Move-Settlement	UZ	2000000078	8/31/2012	(28.68)
88900000	CAP Move-Settlement	UZ	2000000080	8/31/2012	(2.77)

Kentucky American Water Company  
Case No. 2012-00520  
Response to PSC DR1, Item 31

Account	Description	Doc Type	Document Number	Posting Date	Amount
88900000	CAP Move-Settlement	UZ	2000000080	8/31/2012	(3.20)
88900000	CAP Move-Settlement	UZ	2000000080	8/31/2012	(3.57)
88900000	CAP Move-Settlement	UZ	2000000080	8/31/2012	(3.63)
88900000	CAP Move-Settlement	UZ	2000000092	8/31/2012	(0.77)
88900000	CAP Move-Settlement	UZ	2000000093	8/31/2012	(0.59)
88900000	CAP Move-Settlement	UZ	2000000069	8/31/2012	(33,992.37)
88900000	CAP Move-Settlement	UZ	2000000070	8/31/2012	(29.33)
88900000	CAP Move-Settlement	UZ	2000000070	8/31/2012	(86.13)
88900000	CAP Move-Settlement	UZ	2000000070	8/31/2012	(368.12)
88900000	CAP Move-Settlement	UZ	2000000070	8/31/2012	(9.13)
88900000	CAP Move-Settlement	UZ	2000000077	8/31/2012	(2.77)
88900000	CAP Move-Settlement	UZ	2000000077	8/31/2012	(11.50)
88900000	CAP Move-Settlement	UZ	2000000077	8/31/2012	(18.91)
88900000	CAP Move-Settlement	UZ	2000000077	8/31/2012	(3.20)
88900000	CAP Move-Settlement	UZ	2000000078	8/31/2012	(27.80)
88900000	CAP Move-Settlement	UZ	2000000078	8/31/2012	(3.57)
88900000	CAP Move-Settlement	UZ	2000000078	8/31/2012	(0.73)
88900000	CAP Move-Settlement	UZ	2000000078	8/31/2012	(28.68)
88900000	CAP Move-Settlement	UZ	2000000078	8/31/2012	(61.89)
88900000	CAP Move-Settlement	UZ	2000000080	8/31/2012	(3.63)
88900000	CAP Move-Settlement	UZ	2000000080	8/31/2012	(12.02)
88900000	CAP Move-Settlement	UZ	2000000092	8/31/2012	(24.26)
88900000	CAP Move-Settlement	UZ	2000000093	8/31/2012	(31.63)
88900000	CAP Move-Settlement	UZ	2000000069	8/31/2012	(181.54)
88900000	CAP Move-Settlement	UZ	2000000069	8/31/2012	(909.88)
88900000	CAP Move-Settlement	UZ	2000000070	8/31/2012	(70.48)
88900000	CAP Move-Settlement	UZ	2000000070	8/31/2012	(42.53)
88900000	CAP Move-Settlement	UZ	2000000070	8/31/2012	(44,807.21)
88900000	CAP Move-Settlement	UZ	2000000077	8/31/2012	(66.90)
88900000	CAP Move-Settlement	UZ	2000000077	8/31/2012	(1.70)
88900000	CAP Move-Settlement	UZ	2000000078	8/31/2012	(8.32)
88900000	CAP Move-Settlement	UZ	2000000078	8/31/2012	(144.40)
88900000	CAP Move-Settlement	UZ	2000000078	8/31/2012	(26.84)
88900000	CAP Move-Settlement	UZ	2000000078	8/31/2012	(8.51)
88900000	CAP Move-Settlement	UZ	2000000078	8/31/2012	(6.46)
88900000	CAP Move-Settlement	UZ	2000000078	8/31/2012	(64.92)
88900000	CAP Move-Settlement	UZ	2000000078	8/31/2012	(28.06)
88900000	CAP Move-Settlement	UZ	2000000080	8/31/2012	(44.12)
88900000	CAP Move-Settlement	UZ	2000000080	8/31/2012	(7.44)
88900000	CAP Move-Settlement	UZ	2000000093	8/31/2012	(42.36)
88900000	CAP Move-Settlement	UZ	2000000093	8/31/2012	(32.49)
88900000	CAP Move-Settlement	UZ	2000000069	8/31/2012	(2,112.56)
88900000	CAP Move-Settlement	UZ	2000000069	8/31/2012	(29,835.41)
88900000	CAP Move-Settlement	UZ	2000000069	8/31/2012	(238.12)
88900000	CAP Move-Settlement	UZ	2000000069	8/31/2012	(119.95)
88900000	CAP Move-Settlement	UZ	2000000069	8/31/2012	(57.15)
88900000	CAP Move-Settlement	UZ	2000000077	8/31/2012	(107.16)
88900000	CAP Move-Settlement	UZ	2000000077	8/31/2012	(20.63)
88900000	CAP Move-Settlement	UZ	2000000077	8/31/2012	(68.13)
88900000	CAP Move-Settlement	UZ	2000000077	8/31/2012	(4.11)
88900000	CAP Move-Settlement	UZ	2000000077	8/31/2012	(18.11)
88900000	CAP Move-Settlement	UZ	2000000078	8/31/2012	(15.68)
88900000	CAP Move-Settlement	UZ	2000000078	8/31/2012	(162.50)

Kentucky American Water Company  
Case No. 2012-00520  
Response to PSC DR1, Item 31

Account	Description	Doc Type	Document Number	Posting Date	Amount
88900000	CAP Move-Settlement	UZ	2000000078	8/31/2012	(350.72)
88900000	CAP Move-Settlement	UZ	2000000078	8/31/2012	(65.18)
88900000	CAP Move-Settlement	UZ	2000000078	8/31/2012	(157.69)
88900000	CAP Move-Settlement	UZ	2000000080	8/31/2012	(20.20)
88900000	CAP Move-Settlement	UZ	2000000092	8/31/2012	(23.35)
88900000	CAP Move-Settlement	UZ	2000000093	8/31/2012	(30.43)
88900000	CAP Move-Settlement	UZ	2000000069	8/31/2012	(29.52)
88900000	CAP Move-Settlement	UZ	2000000069	8/31/2012	(510.45)
88900000	CAP Move-Settlement	UZ	2000000069	8/31/2012	(68.55)
88900000	CAP Move-Settlement	UZ	2000000069	8/31/2012	(47.22)
88900000	CAP Move-Settlement	UZ	2000000077	8/31/2012	(4.75)
88900000	CAP Move-Settlement	UZ	2000000077	8/31/2012	(37.11)
88900000	CAP Move-Settlement	UZ	2000000078	8/31/2012	(25.21)
88900000	CAP Move-Settlement	UZ	2000000078	8/31/2012	(38.23)
88900000	CAP Move-Settlement	UZ	2000000078	8/31/2012	(4.26)
88900000	CAP Move-Settlement	UZ	2000000078	8/31/2012	(15.34)
88900000	CAP Move-Settlement	UZ	2000000078	8/31/2012	(3.69)
88900000	CAP Move-Settlement	UZ	2000000080	8/31/2012	(82.53)
88900000	CAP Move-Settlement	UZ	2000000080	8/31/2012	(4.86)
88900000	CAP Move-Settlement	UZ	2000000080	8/31/2012	(16.03)
88900000	CAP Move-Settlement	UZ	2000000080	8/31/2012	(0.97)
88900000	CAP Move-Settlement	UZ	2000000092	8/31/2012	(0.81)
88900000	CAP Move-Settlement	UZ	2000000093	8/31/2012	(0.62)
88900000	CAP Move-Settlement	UZ	2000000069	8/31/2012	(75.62)
88900000	CAP Move-Settlement	UZ	2000000069	8/31/2012	(512.39)
88900000	CAP Move-Settlement	UZ	2000000069	8/31/2012	(29.68)
88900000	CAP Move-Settlement	UZ	2000000070	8/31/2012	(32.91)
88900000	CAP Move-Settlement	UZ	2000000077	8/31/2012	(15.34)
88900000	CAP Move-Settlement	UZ	2000000077	8/31/2012	(3.69)
88900000	CAP Move-Settlement	UZ	2000000077	8/31/2012	(37.11)
88900000	CAP Move-Settlement	UZ	2000000077	8/31/2012	(4.26)
88900000	CAP Move-Settlement	UZ	2000000078	8/31/2012	(38.23)
88900000	CAP Move-Settlement	UZ	2000000078	8/31/2012	(82.53)
88900000	CAP Move-Settlement	UZ	2000000078	8/31/2012	(16.03)
88900000	CAP Move-Settlement	UZ	2000000080	8/31/2012	(25.21)
88900000	CAP Move-Settlement	UZ	2000000080	8/31/2012	(4.86)
88900000	CAP Move-Settlement	UZ	2000000080	8/31/2012	(4.75)
88900000	CAP Move-Settlement	UZ	2000000080	8/31/2012	(0.97)
88900000	CAP Move-Settlement	UZ	2000000092	8/31/2012	(0.81)
88900000	CAP Move-Settlement	UZ	2000000092	8/31/2012	(0.62)
88900000	CAP Move-Settlement	UZ	2000000069	8/31/2012	(5.66)
88900000	CAP Move-Settlement	UZ	2000000069	8/31/2012	(21.92)
88900000	CAP Move-Settlement	UZ	2000000070	8/31/2012	(193.61)
88900000	CAP Move-Settlement	UZ	2000000070	8/31/2012	(17.90)
88900000	CAP Move-Settlement	UZ	2000000077	8/31/2012	(2.38)
88900000	CAP Move-Settlement	UZ	2000000077	8/31/2012	(19.11)
88900000	CAP Move-Settlement	UZ	2000000078	8/31/2012	(41.26)
88900000	CAP Move-Settlement	UZ	2000000078	8/31/2012	(18.55)
88900000	CAP Move-Settlement	UZ	2000000078	8/31/2012	(7.67)
88900000	CAP Move-Settlement	UZ	2000000078	8/31/2012	(8.02)
88900000	CAP Move-Settlement	UZ	2000000078	8/31/2012	(1.84)
88900000	CAP Move-Settlement	UZ	2000000078	8/31/2012	(0.49)
88900000	CAP Move-Settlement	UZ	2000000080	8/31/2012	(2.15)

Kentucky American Water Company  
Case No. 2012-00520  
Response to PSC DR1, Item 31

Account	Description	Doc Type	Document Number	Posting Date	Amount
88900000	CAP Move-Settlement	UZ	2000000080	8/31/2012	(12.61)
88900000	CAP Move-Settlement	UZ	2000000080	8/31/2012	(2.44)
88900000	CAP Move-Settlement	UZ	2000000092	8/31/2012	(0.25)
88900000	CAP Move-Settlement	UZ	2000000093	8/31/2012	(0.32)
88900000	CAP Move-Settlement	UZ	2000000070	8/31/2012	(696.98)
88900000	CAP Move-Settlement	UZ	2000000093	8/31/2012	(0.64)
88900000	CAP Move-Settlement	UZ	2000000093	8/31/2012	(0.49)
88900000	CAP Move-Settlement	UZ	2000000070	8/31/2012	(560.69)
88900000	CAP Move-Settlement	UZ	2000000093	8/31/2012	(0.39)
88900000	CAP Move-Settlement	UZ	2000000093	8/31/2012	(0.51)
88900000	CAP Move-Settlement	UZ	2000000069	8/31/2012	(9,480.54)
88900000	CAP Move-Settlement	UZ	2000000069	8/31/2012	(26.94)
88900000	CAP Move-Settlement	UZ	2000000069	8/31/2012	(4.07)
88900000	CAP Move-Settlement	UZ	2000000070	8/31/2012	(194.42)
88900000	CAP Move-Settlement	UZ	2000000070	8/31/2012	(14.41)
88900000	CAP Move-Settlement	UZ	2000000078	8/31/2012	(8.02)
88900000	CAP Move-Settlement	UZ	2000000078	8/31/2012	(2.44)
88900000	CAP Move-Settlement	UZ	2000000078	8/31/2012	(41.26)
88900000	CAP Move-Settlement	UZ	2000000078	8/31/2012	(2.15)
88900000	CAP Move-Settlement	UZ	2000000078	8/31/2012	(7.67)
88900000	CAP Move-Settlement	UZ	2000000078	8/31/2012	(1.84)
88900000	CAP Move-Settlement	UZ	2000000080	8/31/2012	(2.38)
88900000	CAP Move-Settlement	UZ	2000000080	8/31/2012	(19.11)
88900000	CAP Move-Settlement	UZ	2000000080	8/31/2012	(12.61)
88900000	CAP Move-Settlement	UZ	2000000080	8/31/2012	(0.49)
88900000	CAP Move-Settlement	UZ	2000000080	8/31/2012	(18.55)
88900000	CAP Move-Settlement	UZ	2000000093	8/31/2012	(6.89)
88900000	CAP Move-Settlement	UZ	2000000093	8/31/2012	(8.98)
88900000	CAP Move-Settlement	UZ	2000000069	8/31/2012	(112.50)
88900000	CAP Move-Settlement	UZ	2000000069	8/31/2012	(9,480.54)
88900000	CAP Move-Settlement	UZ	2000000069	8/31/2012	(630.42)
88900000	CAP Move-Settlement	UZ	2000000070	8/31/2012	(48.89)
88900000	CAP Move-Settlement	UZ	2000000070	8/31/2012	(32.06)
88900000	CAP Move-Settlement	UZ	2000000077	8/31/2012	(20.04)
88900000	CAP Move-Settlement	UZ	2000000077	8/31/2012	(19.17)
88900000	CAP Move-Settlement	UZ	2000000077	8/31/2012	(46.37)
88900000	CAP Move-Settlement	UZ	2000000078	8/31/2012	(103.15)
88900000	CAP Move-Settlement	UZ	2000000078	8/31/2012	(5.33)
88900000	CAP Move-Settlement	UZ	2000000078	8/31/2012	(1.21)
88900000	CAP Move-Settlement	UZ	2000000078	8/31/2012	(31.52)
88900000	CAP Move-Settlement	UZ	2000000078	8/31/2012	(47.79)
88900000	CAP Move-Settlement	UZ	2000000078	8/31/2012	(5.94)
88900000	CAP Move-Settlement	UZ	2000000078	8/31/2012	(6.07)
88900000	CAP Move-Settlement	UZ	2000000080	8/31/2012	(4.61)
88900000	CAP Move-Settlement	UZ	2000000092	8/31/2012	(9.67)
88900000	CAP Move-Settlement	UZ	2000000093	8/31/2012	(7.42)
88900000	CAP Move-Settlement	UZ	2000000070	8/31/2012	(194.56)
88900000	CAP Move-Settlement	UZ	2000000070	8/31/2012	(11.38)
88900000	CAP Move-Settlement	UZ	2000000070	8/31/2012	(15.31)
88900000	CAP Move-Settlement	UZ	2000000070	8/31/2012	(9.41)
88900000	CAP Move-Settlement	UZ	2000000070	8/31/2012	(9,480.54)
88900000	CAP Move-Settlement	UZ	2000000077	8/31/2012	(2.44)
88900000	CAP Move-Settlement	UZ	2000000077	8/31/2012	(7.67)

Kentucky American Water Company  
Case No. 2012-00520  
Response to PSC DR1, Item 31

Account	Description	Doc Type	Document Number	Posting Date	Amount
88900000	CAP Move-Settlement	UZ	200000078	8/31/2012	(0.49)
88900000	CAP Move-Settlement	UZ	200000078	8/31/2012	(41.26)
88900000	CAP Move-Settlement	UZ	200000078	8/31/2012	(19.11)
88900000	CAP Move-Settlement	UZ	200000078	8/31/2012	(2.38)
88900000	CAP Move-Settlement	UZ	200000078	8/31/2012	(2.15)
88900000	CAP Move-Settlement	UZ	200000078	8/31/2012	(12.61)
88900000	CAP Move-Settlement	UZ	200000078	8/31/2012	(8.02)
88900000	CAP Move-Settlement	UZ	200000078	8/31/2012	(18.55)
88900000	CAP Move-Settlement	UZ	200000080	8/31/2012	(1.84)
88900000	CAP Move-Settlement	UZ	200000093	8/31/2012	(6.88)
88900000	CAP Move-Settlement	UZ	200000093	8/31/2012	(8.97)
88900000	CAP Move-Settlement	UZ	200000069	8/31/2012	(36.16)
88900000	CAP Move-Settlement	UZ	200000069	8/31/2012	(732.21)
88900000	CAP Move-Settlement	UZ	200000070	8/31/2012	(74.78)
88900000	CAP Move-Settlement	UZ	200000070	8/31/2012	(6,336.92)
88900000	CAP Move-Settlement	UZ	200000070	8/31/2012	(56.63)
88900000	CAP Move-Settlement	UZ	200000077	8/31/2012	(55.65)
88900000	CAP Move-Settlement	UZ	200000077	8/31/2012	(57.35)
88900000	CAP Move-Settlement	UZ	200000077	8/31/2012	(123.78)
88900000	CAP Move-Settlement	UZ	200000078	8/31/2012	(1.45)
88900000	CAP Move-Settlement	UZ	200000078	8/31/2012	(6.40)
88900000	CAP Move-Settlement	UZ	200000078	8/31/2012	(7.13)
88900000	CAP Move-Settlement	UZ	200000078	8/31/2012	(7.29)
88900000	CAP Move-Settlement	UZ	200000078	8/31/2012	(5.53)
88900000	CAP Move-Settlement	UZ	200000078	8/31/2012	(24.05)
88900000	CAP Move-Settlement	UZ	200000080	8/31/2012	(23.01)
88900000	CAP Move-Settlement	UZ	200000080	8/31/2012	(37.82)
88900000	CAP Move-Settlement	UZ	200000092	8/31/2012	(6.92)
88900000	CAP Move-Settlement	UZ	200000093	8/31/2012	(5.31)
88900000	CAP Move-Settlement	UZ	200000069	8/31/2012	(17.56)
88900000	CAP Move-Settlement	UZ	200000069	8/31/2012	(295.29)
88900000	CAP Move-Settlement	UZ	200000070	8/31/2012	(14.10)
88900000	CAP Move-Settlement	UZ	200000070	8/31/2012	(20.84)
88900000	CAP Move-Settlement	UZ	200000077	8/31/2012	(18.55)
88900000	CAP Move-Settlement	UZ	200000077	8/31/2012	(19.11)
88900000	CAP Move-Settlement	UZ	200000078	8/31/2012	(8.02)
88900000	CAP Move-Settlement	UZ	200000078	8/31/2012	(2.44)
88900000	CAP Move-Settlement	UZ	200000078	8/31/2012	(7.67)
88900000	CAP Move-Settlement	UZ	200000078	8/31/2012	(41.26)
88900000	CAP Move-Settlement	UZ	200000080	8/31/2012	(0.49)
88900000	CAP Move-Settlement	UZ	200000080	8/31/2012	(1.84)
88900000	CAP Move-Settlement	UZ	200000080	8/31/2012	(2.15)
88900000	CAP Move-Settlement	UZ	200000080	8/31/2012	(2.38)
88900000	CAP Move-Settlement	UZ	200000080	8/31/2012	(12.61)
88900000	CAP Move-Settlement	UZ	200000092	8/31/2012	(0.33)
88900000	CAP Move-Settlement	UZ	200000093	8/31/2012	(0.42)
88900000	CAP Move-Settlement	UZ	200000069	8/31/2012	(16.84)
88900000	CAP Move-Settlement	UZ	200000069	8/31/2012	(8.59)
88900000	CAP Move-Settlement	UZ	200000070	8/31/2012	(224.00)
88900000	CAP Move-Settlement	UZ	200000070	8/31/2012	(10.99)
88900000	CAP Move-Settlement	UZ	200000077	8/31/2012	(2.44)
88900000	CAP Move-Settlement	UZ	200000077	8/31/2012	(2.15)
88900000	CAP Move-Settlement	UZ	200000077	8/31/2012	(19.11)

Kentucky American Water Company  
Case No. 2012-00520  
Response to PSC DR1, Item 31

Account	Description	Doc Type	Document Number	Posting Date	Amount
88900000	CAP Move-Settlement	UZ	2000000078	8/31/2012	(7.67)
88900000	CAP Move-Settlement	UZ	2000000078	8/31/2012	(41.26)
88900000	CAP Move-Settlement	UZ	2000000078	8/31/2012	(18.55)
88900000	CAP Move-Settlement	UZ	2000000078	8/31/2012	(1.84)
88900000	CAP Move-Settlement	UZ	2000000080	8/31/2012	(8.02)
88900000	CAP Move-Settlement	UZ	2000000080	8/31/2012	(0.49)
88900000	CAP Move-Settlement	UZ	2000000080	8/31/2012	(12.61)
88900000	CAP Move-Settlement	UZ	2000000080	8/31/2012	(2.38)
88900000	CAP Move-Settlement	UZ	2000000093	8/31/2012	(0.26)
88900000	CAP Move-Settlement	UZ	2000000093	8/31/2012	(0.34)
88900000	CAP Move-Settlement	UZ	2000000070	8/31/2012	(16.66)
88900000	CAP Move-Settlement	UZ	2000000070	8/31/2012	(330.93)
88900000	CAP Move-Settlement	UZ	2000000070	8/31/2012	(30.12)
88900000	CAP Move-Settlement	UZ	2000000070	8/31/2012	(11.16)
88900000	CAP Move-Settlement	UZ	2000000077	8/31/2012	(3.63)
88900000	CAP Move-Settlement	UZ	2000000077	8/31/2012	(11.50)
88900000	CAP Move-Settlement	UZ	2000000077	8/31/2012	(61.89)
88900000	CAP Move-Settlement	UZ	2000000078	8/31/2012	(3.20)
88900000	CAP Move-Settlement	UZ	2000000078	8/31/2012	(12.02)
88900000	CAP Move-Settlement	UZ	2000000078	8/31/2012	(2.77)
88900000	CAP Move-Settlement	UZ	2000000078	8/31/2012	(18.91)
88900000	CAP Move-Settlement	UZ	2000000078	8/31/2012	(3.57)
88900000	CAP Move-Settlement	UZ	2000000080	8/31/2012	(28.68)
88900000	CAP Move-Settlement	UZ	2000000080	8/31/2012	(27.80)
88900000	CAP Move-Settlement	UZ	2000000080	8/31/2012	(0.73)
88900000	CAP Move-Settlement	UZ	2000000092	8/31/2012	(0.39)
88900000	CAP Move-Settlement	UZ	2000000093	8/31/2012	(0.51)
88900000	CAP Move-Settlement	UZ	2000000069	8/31/2012	(10,528.23)
88900000	CAP Move-Settlement	UZ	2000000069	8/31/2012	(2.23)
88900000	CAP Move-Settlement	UZ	2000000070	8/31/2012	(197.53)
88900000	CAP Move-Settlement	UZ	2000000070	8/31/2012	(18.27)
88900000	CAP Move-Settlement	UZ	2000000070	8/31/2012	(16.67)
88900000	CAP Move-Settlement	UZ	2000000077	8/31/2012	(0.49)
88900000	CAP Move-Settlement	UZ	2000000077	8/31/2012	(12.61)
88900000	CAP Move-Settlement	UZ	2000000077	8/31/2012	(7.67)
88900000	CAP Move-Settlement	UZ	2000000078	8/31/2012	(19.11)
88900000	CAP Move-Settlement	UZ	2000000078	8/31/2012	(8.02)
88900000	CAP Move-Settlement	UZ	2000000078	8/31/2012	(18.55)
88900000	CAP Move-Settlement	UZ	2000000078	8/31/2012	(41.26)
88900000	CAP Move-Settlement	UZ	2000000078	8/31/2012	(2.44)
88900000	CAP Move-Settlement	UZ	2000000078	8/31/2012	(2.15)
88900000	CAP Move-Settlement	UZ	2000000080	8/31/2012	(1.84)
88900000	CAP Move-Settlement	UZ	2000000080	8/31/2012	(2.38)
88900000	CAP Move-Settlement	UZ	2000000092	8/31/2012	(7.62)
88900000	CAP Move-Settlement	UZ	2000000093	8/31/2012	(9.93)
88900000	CAP Move-Settlement	UZ	2000000069	8/31/2012	(14.68)
88900000	CAP Move-Settlement	UZ	2000000069	8/31/2012	(9.09)
88900000	CAP Move-Settlement	UZ	2000000069	8/31/2012	(43.01)
88900000	CAP Move-Settlement	UZ	2000000069	8/31/2012	(11,003.18)
88900000	CAP Move-Settlement	UZ	2000000070	8/31/2012	(564.01)
88900000	CAP Move-Settlement	UZ	2000000077	8/31/2012	(4.86)
88900000	CAP Move-Settlement	UZ	2000000077	8/31/2012	(0.97)
88900000	CAP Move-Settlement	UZ	2000000078	8/31/2012	(4.26)

Kentucky American Water Company  
Case No. 2012-00520  
Response to PSC DR1, Item 31

Account	Description	Doc Type	Document Number	Posting Date	Amount
88900000	CAP Move-Settlement	UZ	2000000078	8/31/2012	(16.03)
88900000	CAP Move-Settlement	UZ	2000000078	8/31/2012	(37.11)
88900000	CAP Move-Settlement	UZ	2000000078	8/31/2012	(4.75)
88900000	CAP Move-Settlement	UZ	2000000078	8/31/2012	(15.34)
88900000	CAP Move-Settlement	UZ	2000000078	8/31/2012	(38.23)
88900000	CAP Move-Settlement	UZ	2000000078	8/31/2012	(82.53)
88900000	CAP Move-Settlement	UZ	2000000080	8/31/2012	(3.69)
88900000	CAP Move-Settlement	UZ	2000000080	8/31/2012	(25.21)
88900000	CAP Move-Settlement	UZ	2000000092	8/31/2012	(10.83)
88900000	CAP Move-Settlement	UZ	2000000092	8/31/2012	(8.31)
88900000	CAP Move-Settlement	UZ	2000000069	8/31/2012	(7.20)
88900000	CAP Move-Settlement	UZ	2000000069	8/31/2012	(2,293.10)
88900000	CAP Move-Settlement	UZ	2000000070	8/31/2012	(2.05)
88900000	CAP Move-Settlement	UZ	2000000070	8/31/2012	(58.95)
88900000	CAP Move-Settlement	UZ	2000000070	8/31/2012	(3.95)
88900000	CAP Move-Settlement	UZ	2000000092	8/31/2012	(1.66)
88900000	CAP Move-Settlement	UZ	2000000093	8/31/2012	(2.16)
88900000	CAP Move-Settlement	UZ	2000000070	8/31/2012	(3,357.22)
88900000	CAP Move-Settlement	UZ	2000000092	8/31/2012	(2.35)
88900000	CAP Move-Settlement	UZ	2000000093	8/31/2012	(3.06)
88900000	CAP Move-Settlement	UZ	2000000069	8/31/2012	(24.31)
88900000	CAP Move-Settlement	UZ	2000000069	8/31/2012	(26.12)
88900000	CAP Move-Settlement	UZ	2000000070	8/31/2012	(26.61)
88900000	CAP Move-Settlement	UZ	2000000070	8/31/2012	(3,357.22)
88900000	CAP Move-Settlement	UZ	2000000070	8/31/2012	(294.00)
88900000	CAP Move-Settlement	UZ	2000000077	8/31/2012	(8.02)
88900000	CAP Move-Settlement	UZ	2000000077	8/31/2012	(12.61)
88900000	CAP Move-Settlement	UZ	2000000078	8/31/2012	(1.84)
88900000	CAP Move-Settlement	UZ	2000000078	8/31/2012	(0.49)
88900000	CAP Move-Settlement	UZ	2000000078	8/31/2012	(2.15)
88900000	CAP Move-Settlement	UZ	2000000078	8/31/2012	(41.26)
88900000	CAP Move-Settlement	UZ	2000000078	8/31/2012	(7.67)
88900000	CAP Move-Settlement	UZ	2000000078	8/31/2012	(19.11)
88900000	CAP Move-Settlement	UZ	2000000078	8/31/2012	(2.44)
88900000	CAP Move-Settlement	UZ	2000000080	8/31/2012	(2.38)
88900000	CAP Move-Settlement	UZ	2000000080	8/31/2012	(18.55)
88900000	CAP Move-Settlement	UZ	2000000093	8/31/2012	(3.51)
88900000	CAP Move-Settlement	UZ	2000000093	8/31/2012	(2.69)
88900000	CAP Move-Settlement	UZ	2000000069	8/31/2012	(23.89)
88900000	CAP Move-Settlement	UZ	2000000069	8/31/2012	(173.20)
88900000	CAP Move-Settlement	UZ	2000000069	8/31/2012	(3,357.22)
88900000	CAP Move-Settlement	UZ	2000000070	8/31/2012	(4.33)
88900000	CAP Move-Settlement	UZ	2000000070	8/31/2012	(13.02)
88900000	CAP Move-Settlement	UZ	2000000077	8/31/2012	(3.83)
88900000	CAP Move-Settlement	UZ	2000000077	8/31/2012	(20.62)
88900000	CAP Move-Settlement	UZ	2000000078	8/31/2012	(1.06)
88900000	CAP Move-Settlement	UZ	2000000078	8/31/2012	(6.30)
88900000	CAP Move-Settlement	UZ	2000000078	8/31/2012	(9.26)
88900000	CAP Move-Settlement	UZ	2000000078	8/31/2012	(1.19)
88900000	CAP Move-Settlement	UZ	2000000078	8/31/2012	(4.01)
88900000	CAP Move-Settlement	UZ	2000000078	8/31/2012	(9.56)
88900000	CAP Move-Settlement	UZ	2000000080	8/31/2012	(0.25)
88900000	CAP Move-Settlement	UZ	2000000080	8/31/2012	(1.21)

Kentucky American Water Company  
Case No. 2012-00520  
Response to PSC DR1, Item 31

Account	Description	Doc Type	Document Number	Posting Date	Amount
88900000	CAP Move-Settlement	UZ	2000000080	8/31/2012	(0.92)
88900000	CAP Move-Settlement	UZ	2000000092	8/31/2012	(2.54)
88900000	CAP Move-Settlement	UZ	2000000093	8/31/2012	(3.31)
88900000	CAP Move-Settlement	UZ	2000000069	8/31/2012	(6.02)
88900000	CAP Move-Settlement	UZ	2000000070	8/31/2012	(7.89)
88900000	CAP Move-Settlement	UZ	2000000070	8/31/2012	(6,537.10)
88900000	CAP Move-Settlement	UZ	2000000070	8/31/2012	(15.99)
88900000	CAP Move-Settlement	UZ	2000000070	8/31/2012	(160.48)
88900000	CAP Move-Settlement	UZ	2000000077	8/31/2012	(0.92)
88900000	CAP Move-Settlement	UZ	2000000077	8/31/2012	(9.26)
88900000	CAP Move-Settlement	UZ	2000000077	8/31/2012	(1.19)
88900000	CAP Move-Settlement	UZ	2000000077	8/31/2012	(1.06)
88900000	CAP Move-Settlement	UZ	2000000078	8/31/2012	(1.21)
88900000	CAP Move-Settlement	UZ	2000000078	8/31/2012	(9.56)
88900000	CAP Move-Settlement	UZ	2000000078	8/31/2012	(3.83)
88900000	CAP Move-Settlement	UZ	2000000080	8/31/2012	(20.62)
88900000	CAP Move-Settlement	UZ	2000000080	8/31/2012	(6.30)
88900000	CAP Move-Settlement	UZ	2000000080	8/31/2012	(0.25)
88900000	CAP Move-Settlement	UZ	2000000080	8/31/2012	(4.01)
88900000	CAP Move-Settlement	UZ	2000000092	8/31/2012	(6.19)
88900000	CAP Move-Settlement	UZ	2000000093	8/31/2012	(4.75)
88900000	CAP Move-Settlement	UZ	2000000069	8/31/2012	(6,537.10)
88900000	CAP Move-Settlement	UZ	2000000069	8/31/2012	(2.08)
88900000	CAP Move-Settlement	UZ	2000000070	8/31/2012	(3.16)
88900000	CAP Move-Settlement	UZ	2000000070	8/31/2012	(103.78)
88900000	CAP Move-Settlement	UZ	2000000070	8/31/2012	(12.71)
88900000	CAP Move-Settlement	UZ	2000000077	8/31/2012	(9.56)
88900000	CAP Move-Settlement	UZ	2000000077	8/31/2012	(1.06)
88900000	CAP Move-Settlement	UZ	2000000077	8/31/2012	(3.83)
88900000	CAP Move-Settlement	UZ	2000000078	8/31/2012	(4.01)
88900000	CAP Move-Settlement	UZ	2000000078	8/31/2012	(0.25)
88900000	CAP Move-Settlement	UZ	2000000078	8/31/2012	(0.92)
88900000	CAP Move-Settlement	UZ	2000000078	8/31/2012	(20.62)
88900000	CAP Move-Settlement	UZ	2000000078	8/31/2012	(9.26)
88900000	CAP Move-Settlement	UZ	2000000080	8/31/2012	(1.19)
88900000	CAP Move-Settlement	UZ	2000000080	8/31/2012	(1.21)
88900000	CAP Move-Settlement	UZ	2000000080	8/31/2012	(6.30)
88900000	CAP Move-Settlement	UZ	2000000092	8/31/2012	(6.13)
88900000	CAP Move-Settlement	UZ	2000000093	8/31/2012	(4.70)
88900000	CAP Move-Settlement	UZ	2000000070	8/31/2012	(6,336.92)
88900000	CAP Move-Settlement	UZ	2000000070	8/31/2012	(34.57)
88900000	CAP Move-Settlement	UZ	2000000070	8/31/2012	(54.88)
88900000	CAP Move-Settlement	UZ	2000000070	8/31/2012	(73.85)
88900000	CAP Move-Settlement	UZ	2000000070	8/31/2012	(713.35)
88900000	CAP Move-Settlement	UZ	2000000077	8/31/2012	(7.29)
88900000	CAP Move-Settlement	UZ	2000000077	8/31/2012	(5.53)
88900000	CAP Move-Settlement	UZ	2000000077	8/31/2012	(57.35)
88900000	CAP Move-Settlement	UZ	2000000077	8/31/2012	(1.45)
88900000	CAP Move-Settlement	UZ	2000000077	8/31/2012	(37.82)
88900000	CAP Move-Settlement	UZ	2000000078	8/31/2012	(7.13)
88900000	CAP Move-Settlement	UZ	2000000078	8/31/2012	(6.40)
88900000	CAP Move-Settlement	UZ	2000000078	8/31/2012	(123.78)
88900000	CAP Move-Settlement	UZ	2000000080	8/31/2012	(24.05)



Kentucky American Water Company  
Case No. 2012-00520  
Response to PSC DR1, Item 31

Account	Description	Doc Type	Document Number	Posting Date	Amount
88900000	CAP Move-Settlement	UZ	2000000080	8/31/2012	(55.65)
88900000	CAP Move-Settlement	UZ	2000000080	8/31/2012	(23.01)
88900000	CAP Move-Settlement	UZ	2000000092	8/31/2012	(6.90)
88900000	CAP Move-Settlement	UZ	2000000093	8/31/2012	(5.29)
88900000	CAP Move-Settlement	UZ	2000000069	8/31/2012	(28.87)
88900000	CAP Move-Settlement	UZ	2000000069	8/31/2012	(14.19)
88900000	CAP Move-Settlement	UZ	2000000069	8/31/2012	(13.28)
88900000	CAP Move-Settlement	UZ	2000000070	8/31/2012	(664.70)
88900000	CAP Move-Settlement	UZ	2000000070	8/31/2012	(429.76)
88900000	CAP Move-Settlement	UZ	2000000077	8/31/2012	(2.77)
88900000	CAP Move-Settlement	UZ	2000000077	8/31/2012	(12.02)
88900000	CAP Move-Settlement	UZ	2000000077	8/31/2012	(11.50)
88900000	CAP Move-Settlement	UZ	2000000077	8/31/2012	(61.89)
88900000	CAP Move-Settlement	UZ	2000000078	8/31/2012	(3.20)
88900000	CAP Move-Settlement	UZ	2000000078	8/31/2012	(0.73)
88900000	CAP Move-Settlement	UZ	2000000078	8/31/2012	(28.68)
88900000	CAP Move-Settlement	UZ	2000000078	8/31/2012	(18.91)
88900000	CAP Move-Settlement	UZ	2000000080	8/31/2012	(27.80)
88900000	CAP Move-Settlement	UZ	2000000080	8/31/2012	(3.63)
88900000	CAP Move-Settlement	UZ	2000000080	8/31/2012	(3.57)
88900000	CAP Move-Settlement	UZ	2000000093	8/31/2012	(1.21)
88900000	CAP Move-Settlement	UZ	2000000093	8/31/2012	(0.93)
88900000	CAP Move-Settlement	UZ	2000000092	8/31/2012	(0.21)
88900000	CAP Move-Settlement	UZ	2000000093	8/31/2012	(0.28)
88900000	CAP Move-Settlement	UZ	2000000069	8/31/2012	(2.11)
88900000	CAP Move-Settlement	UZ	2000000069	8/31/2012	(9.71)
88900000	CAP Move-Settlement	UZ	2000000070	8/31/2012	(6.10)
88900000	CAP Move-Settlement	UZ	2000000070	8/31/2012	(388.68)
88900000	CAP Move-Settlement	UZ	2000000077	8/31/2012	(25.04)
88900000	CAP Move-Settlement	UZ	2000000077	8/31/2012	(31.84)
88900000	CAP Move-Settlement	UZ	2000000077	8/31/2012	(46.47)
88900000	CAP Move-Settlement	UZ	2000000078	8/31/2012	(1.50)
88900000	CAP Move-Settlement	UZ	2000000078	8/31/2012	(36.53)
88900000	CAP Move-Settlement	UZ	2000000078	8/31/2012	(15.30)
88900000	CAP Move-Settlement	UZ	2000000078	8/31/2012	(4.42)
88900000	CAP Move-Settlement	UZ	2000000078	8/31/2012	(6.41)
88900000	CAP Move-Settlement	UZ	2000000078	8/31/2012	(41.44)
88900000	CAP Move-Settlement	UZ	2000000078	8/31/2012	(26.65)
88900000	CAP Move-Settlement	UZ	2000000080	8/31/2012	1.95
88900000	CAP Move-Settlement	UZ	2000000080	8/31/2012	(14.97)
88900000	CAP Move-Settlement	UZ	2000000093	8/31/2012	(3.93)
88900000	CAP Move-Settlement	UZ	2000000093	8/31/2012	(3.01)
88900000	CAP Move-Settlement	UZ	2000000092	8/31/2012	(3.55)
88900000	CAP Move-Settlement	UZ	2000000093	8/31/2012	(2.72)
88900000	CAP Move-Settlement	UZ	2000000069	8/31/2012	(2.11)
88900000	CAP Move-Settlement	UZ	2000000070	8/31/2012	(9.72)
88900000	CAP Move-Settlement	UZ	2000000070	8/31/2012	(6.10)
88900000	CAP Move-Settlement	UZ	2000000070	8/31/2012	(388.68)
88900000	CAP Move-Settlement	UZ	2000000077	8/31/2012	(6.41)
88900000	CAP Move-Settlement	UZ	2000000077	8/31/2012	(25.04)
88900000	CAP Move-Settlement	UZ	2000000077	8/31/2012	(1.50)
88900000	CAP Move-Settlement	UZ	2000000078	8/31/2012	(36.53)
88900000	CAP Move-Settlement	UZ	2000000078	8/31/2012	(15.30)

Kentucky American Water Company  
Case No. 2012-00520  
Response to PSC DR1, Item 31

Account	Description	Doc Type	Document Number	Posting Date	Amount
88900000	CAP Move-Settlement	UZ	2000000078	8/31/2012	(46.47)
88900000	CAP Move-Settlement	UZ	2000000078	8/31/2012	(31.84)
88900000	CAP Move-Settlement	UZ	2000000078	8/31/2012	(4.42)
88900000	CAP Move-Settlement	UZ	2000000080	8/31/2012	(14.97)
88900000	CAP Move-Settlement	UZ	2000000080	8/31/2012	(41.44)
88900000	CAP Move-Settlement	UZ	2000000080	8/31/2012	1.95
88900000	CAP Move-Settlement	UZ	2000000080	8/31/2012	(26.65)
88900000	CAP Move-Settlement	UZ	2000000093	8/31/2012	(4.03)
88900000	CAP Move-Settlement	UZ	2000000093	8/31/2012	(3.09)
88900000	CAP Move-Settlement	UZ	2000000069	8/31/2012	(727.37)
88900000	CAP Move-Settlement	UZ	2000000069	8/31/2012	(42.32)
88900000	CAP Move-Settlement	UZ	2000000069	8/31/2012	(101.51)
88900000	CAP Move-Settlement	UZ	2000000070	8/31/2012	(11,266.27)
88900000	CAP Move-Settlement	UZ	2000000070	8/31/2012	(67.28)
88900000	CAP Move-Settlement	UZ	2000000077	8/31/2012	(85.86)
88900000	CAP Move-Settlement	UZ	2000000077	8/31/2012	(27.40)
88900000	CAP Move-Settlement	UZ	2000000077	8/31/2012	(8.65)
88900000	CAP Move-Settlement	UZ	2000000077	8/31/2012	(0.40)
88900000	CAP Move-Settlement	UZ	2000000077	8/31/2012	3.48
88900000	CAP Move-Settlement	UZ	2000000078	8/31/2012	(47.17)
88900000	CAP Move-Settlement	UZ	2000000078	8/31/2012	(85.52)
88900000	CAP Move-Settlement	UZ	2000000078	8/31/2012	0.01
88900000	CAP Move-Settlement	UZ	2000000078	8/31/2012	(65.23)
88900000	CAP Move-Settlement	UZ	2000000078	8/31/2012	(12.13)
88900000	CAP Move-Settlement	UZ	2000000078	8/31/2012	(3.03)
88900000	CAP Move-Settlement	UZ	2000000080	8/31/2012	(28.77)
88900000	CAP Move-Settlement	UZ	2000000080	8/31/2012	(82.32)
88900000	CAP Move-Settlement	UZ	2000000080	8/31/2012	(122.25)
88900000	CAP Move-Settlement	UZ	2000000092	8/31/2012	(119.29)
88900000	CAP Move-Settlement	UZ	2000000093	8/31/2012	(155.50)
88900000	CAP Move-Settlement	UZ	2000000069	8/31/2012	(7,889.90)
88900000	CAP Move-Settlement	UZ	2000000069	8/31/2012	(14.11)
88900000	CAP Move-Settlement	UZ	2000000070	8/31/2012	(7.08)
88900000	CAP Move-Settlement	UZ	2000000070	8/31/2012	(152.44)
88900000	CAP Move-Settlement	UZ	2000000070	8/31/2012	(14.75)
88900000	CAP Move-Settlement	UZ	2000000077	8/31/2012	(6.22)
88900000	CAP Move-Settlement	UZ	2000000077	8/31/2012	(18.97)
88900000	CAP Move-Settlement	UZ	2000000077	8/31/2012	(44.07)
88900000	CAP Move-Settlement	UZ	2000000077	8/31/2012	(5.69)
88900000	CAP Move-Settlement	UZ	2000000078	8/31/2012	(10.16)
88900000	CAP Move-Settlement	UZ	2000000078	8/31/2012	(13.05)
88900000	CAP Move-Settlement	UZ	2000000078	8/31/2012	(28.47)
88900000	CAP Move-Settlement	UZ	2000000078	8/31/2012	0.70
88900000	CAP Move-Settlement	UZ	2000000078	8/31/2012	(1.96)
88900000	CAP Move-Settlement	UZ	2000000078	8/31/2012	(0.20)
88900000	CAP Move-Settlement	UZ	2000000078	8/31/2012	(0.69)
88900000	CAP Move-Settlement	UZ	2000000078	8/31/2012	(18.05)
88900000	CAP Move-Settlement	UZ	2000000080	8/31/2012	(2.59)
88900000	CAP Move-Settlement	UZ	2000000093	8/31/2012	(114.25)
88900000	CAP Move-Settlement	UZ	2000000093	8/31/2012	(87.65)
88900000	CAP Move-Settlement	UZ	2000000069	8/31/2012	(31.49)
88900000	CAP Move-Settlement	UZ	2000000069	8/31/2012	(301.13)
88900000	CAP Move-Settlement	UZ	2000000070	8/31/2012	(11,427.41)

Kentucky American Water Company  
Case No. 2012-00520  
Response to PSC DR1, Item 31

Account	Description	Doc Type	Document Number	Posting Date	Amount
88900000	CAP Move-Settlement	UZ	2000000070	8/31/2012	(8.93)
88900000	CAP Move-Settlement	UZ	2000000070	8/31/2012	(27.86)
88900000	CAP Move-Settlement	UZ	2000000077	8/31/2012	(20.96)
88900000	CAP Move-Settlement	UZ	2000000077	8/31/2012	(19.68)
88900000	CAP Move-Settlement	UZ	2000000077	8/31/2012	(25.01)
88900000	CAP Move-Settlement	UZ	2000000077	8/31/2012	(36.50)
88900000	CAP Move-Settlement	UZ	2000000078	8/31/2012	(11.75)
88900000	CAP Move-Settlement	UZ	2000000078	8/31/2012	(3.47)
88900000	CAP Move-Settlement	UZ	2000000078	8/31/2012	(5.04)
88900000	CAP Move-Settlement	UZ	2000000078	8/31/2012	(1.18)
88900000	CAP Move-Settlement	UZ	2000000078	8/31/2012	(28.70)
88900000	CAP Move-Settlement	UZ	2000000078	8/31/2012	(12.04)
88900000	CAP Move-Settlement	UZ	2000000078	8/31/2012	(32.54)
88900000	CAP Move-Settlement	UZ	2000000078	8/31/2012	1.53
88900000	CAP Move-Settlement	UZ	2000000092	8/31/2012	(146.64)
88900000	CAP Move-Settlement	UZ	2000000093	8/31/2012	(112.49)
88900000	CAP Move-Settlement	UZ	2000000069	8/31/2012	(37.35)
88900000	CAP Move-Settlement	UZ	2000000069	8/31/2012	(403.80)
88900000	CAP Move-Settlement	UZ	2000000070	8/31/2012	(7,475.79)
88900000	CAP Move-Settlement	UZ	2000000070	8/31/2012	(27.31)
88900000	CAP Move-Settlement	UZ	2000000070	8/31/2012	(32.19)
88900000	CAP Move-Settlement	UZ	2000000077	8/31/2012	(6.74)
88900000	CAP Move-Settlement	UZ	2000000077	8/31/2012	(4.81)
88900000	CAP Move-Settlement	UZ	2000000078	8/31/2012	(26.26)
88900000	CAP Move-Settlement	UZ	2000000078	8/31/2012	(36.53)
88900000	CAP Move-Settlement	UZ	2000000078	8/31/2012	(1.67)
88900000	CAP Move-Settlement	UZ	2000000078	8/31/2012	(45.61)
88900000	CAP Move-Settlement	UZ	2000000078	8/31/2012	(0.20)
88900000	CAP Move-Settlement	UZ	2000000078	8/31/2012	(45.60)
88900000	CAP Move-Settlement	UZ	2000000078	8/31/2012	(47.91)
88900000	CAP Move-Settlement	UZ	2000000078	8/31/2012	(64.54)
88900000	CAP Move-Settlement	UZ	2000000078	8/31/2012	(15.31)
88900000	CAP Move-Settlement	UZ	2000000080	8/31/2012	(16.02)
88900000	CAP Move-Settlement	UZ	2000000080	8/31/2012	1.95
88900000	CAP Move-Settlement	UZ	2000000093	8/31/2012	(188.48)
88900000	CAP Move-Settlement	UZ	2000000093	8/31/2012	(144.59)
88900000	CAP Move-Settlement	UZ	2000000069	8/31/2012	(35.78)
88900000	CAP Move-Settlement	UZ	2000000069	8/31/2012	(26.48)
88900000	CAP Move-Settlement	UZ	2000000069	8/31/2012	(462.73)
88900000	CAP Move-Settlement	UZ	2000000070	8/31/2012	(6,993.54)
88900000	CAP Move-Settlement	UZ	2000000070	8/31/2012	(32.97)
88900000	CAP Move-Settlement	UZ	2000000077	8/31/2012	(17.07)
88900000	CAP Move-Settlement	UZ	2000000077	8/31/2012	(7.90)
88900000	CAP Move-Settlement	UZ	2000000077	8/31/2012	(132.22)
88900000	CAP Move-Settlement	UZ	2000000077	8/31/2012	(39.14)
88900000	CAP Move-Settlement	UZ	2000000077	8/31/2012	(54.15)
88900000	CAP Move-Settlement	UZ	2000000078	8/31/2012	(5.87)
88900000	CAP Move-Settlement	UZ	2000000078	8/31/2012	(18.51)
88900000	CAP Move-Settlement	UZ	2000000078	8/31/2012	(2.11)
88900000	CAP Move-Settlement	UZ	2000000078	8/31/2012	(85.42)
88900000	CAP Move-Settlement	UZ	2000000078	8/31/2012	(30.49)
88900000	CAP Move-Settlement	UZ	2000000078	8/31/2012	2.09
88900000	CAP Move-Settlement	UZ	2000000080	8/31/2012	(0.60)

Kentucky American Water Company  
Case No. 2012-00520  
Response to PSC DR1, Item 31

Account	Description	Doc Type	Document Number	Posting Date	Amount
88900000	CAP Move-Settlement	UZ	2000000080	8/31/2012	(56.92)
88900000	CAP Move-Settlement	UZ	2000000092	8/31/2012	(154.05)
88900000	CAP Move-Settlement	UZ	2000000093	8/31/2012	(200.82)
88900000	CAP Move-Settlement	UZ	2000000093	8/31/2012	(5.80)
88900000	CAP Move-Settlement	UZ	2000000093	8/31/2012	(7.56)
88900000	CAP Move-Settlement	UZ	2000000093	8/31/2012	(5.85)
88900000	CAP Move-Settlement	UZ	2000000093	8/31/2012	(7.63)
88900000	CAP Move-Settlement	UZ	2000000092	8/31/2012	(89.76)
88900000	CAP Move-Settlement	UZ	2000000093	8/31/2012	(68.85)
88900000	CAP Move-Settlement	UZ	2000000092	8/31/2012	(89.76)
88900000	CAP Move-Settlement	UZ	2000000093	8/31/2012	(68.85)
88900000	CAP Move-Settlement	UZ	2000000093	8/31/2012	(89.76)
88900000	CAP Move-Settlement	UZ	2000000093	8/31/2012	(68.85)
88900000	CAP Move-Settlement	UZ	2000000093	8/31/2012	(269.27)
88900000	CAP Move-Settlement	UZ	2000000093	8/31/2012	(206.56)
88900000	CAP Move-Settlement	UZ	2000000093	8/31/2012	(206.56)
88900000	CAP Move-Settlement	UZ	2000000093	8/31/2012	(269.27)
40112000	Res Sales Unbilled	SG	100001076	9/1/2012	2,383,518.61
40122000	Com Sales Unbilled	SG	100001076	9/1/2012	1,196,764.89
40132000	Ind Sales Unbilled	SG	100001076	9/1/2012	133,010.17
40152000	Publ Auth Unbilled	SG	100001076	9/1/2012	372,799.38
40162000	SalesforRsls Unbilld	SG	100001076	9/1/2012	165,019.70
40310200	OthRev-Rent	DR	4000000742	9/1/2012	(95.00)
40310200	OthRev-Rent	DR	4000000765	9/1/2012	(2,300.00)
40310200	OthRev-Rent	DR	4000000777	9/1/2012	(2,848.73)
40310200	OthRev-Rent	DR	4000000792	9/1/2012	(2,665.62)
40310600	OthRev-Usage Data	DR	4000000753	9/1/2012	(500.00)
50100001	Labor ExpenseAccrual	PA	7000000049	9/1/2012	(1,715.20)
50100001	Labor ExpenseAccrual	PA	7000000058	9/1/2012	967.20
50100001	Labor ExpenseAccrual	PA	7000000058	9/1/2012	3,581.64
50100001	Labor ExpenseAccrual	PA	7000000058	9/1/2012	532.32
50100001	Labor ExpenseAccrual	PA	7000000058	9/1/2012	773.76
50100001	Labor ExpenseAccrual	PA	7000000058	9/1/2012	11,120.85
50100001	Labor ExpenseAccrual	PA	7000000058	9/1/2012	7,160.38
50100001	Labor ExpenseAccrual	PA	7000000058	9/1/2012	4,611.36
50100001	Labor ExpenseAccrual	PA	7000000058	9/1/2012	138.42
50100001	Labor ExpenseAccrual	PA	7000000058	9/1/2012	5,580.24
50100001	Labor ExpenseAccrual	PA	7000000058	9/1/2012	1,569.63
50100001	Labor ExpenseAccrual	PA	7000000058	9/1/2012	1,014.37
50100001	Labor ExpenseAccrual	PA	7000000058	9/1/2012	1,900.77
50100001	Labor ExpenseAccrual	PA	7000000058	9/1/2012	88.72
50100001	Labor ExpenseAccrual	PA	7000000058	9/1/2012	1,286.40
50100001	Labor ExpenseAccrual	PA	7000000058	9/1/2012	1,564.65
50100001	Labor ExpenseAccrual	PA	7000000058	9/1/2012	382.41
50100001	Labor ExpenseAccrual	PA	7000000058	9/1/2012	469.07
50100001	Labor ExpenseAccrual	PA	7000000058	9/1/2012	1,229.40
50100001	Labor ExpenseAccrual	PA	7000000058	9/1/2012	11,316.80
50100001	Labor ExpenseAccrual	PA	7000000058	9/1/2012	8,475.97
50100001	Labor ExpenseAccrual	PA	7000000058	9/1/2012	1,485.40
50100001	Labor ExpenseAccrual	PA	7000000058	9/1/2012	1,467.60
50100001	Labor ExpenseAccrual	PA	7000000058	9/1/2012	1,996.90
50100001	Labor ExpenseAccrual	PA	7000000058	9/1/2012	2,522.61
50100001	Labor ExpenseAccrual	PA	7000000058	9/1/2012	3,529.05

Kentucky American Water Company  
Case No. 2012-00520  
Response to PSC DR1, Item 31

Account	Description	Doc Type	Document Number	Posting Date	Amount
50100001	Labor ExpenseAccrual	PA	7000000058	9/1/2012	64.98
50100001	Labor ExpenseAccrual	PA	7000000058	9/1/2012	545.40
50100001	Labor ExpenseAccrual	PA	7000000058	9/1/2012	492.72
50100001	Labor ExpenseAccrual	PA	7000000058	9/1/2012	1,319.36
50100001	Labor ExpenseAccrual	PA	7000000058	9/1/2012	416.74
50100001	Labor ExpenseAccrual	PA	7000000058	9/1/2012	488.80
50100001	Labor ExpenseAccrual	PA	7000000058	9/1/2012	3,420.72
50100001	Labor ExpenseAccrual	PA	7000000058	9/1/2012	7,433.43
50100001	Labor ExpenseAccrual	PA	7000000058	9/1/2012	1,038.60
50100001	Labor ExpenseAccrual	PA	7000000058	9/1/2012	656.25
50100001	Labor ExpenseAccrual	PA	7000000058	9/1/2012	1,610.46
50100001	Labor ExpenseAccrual	PA	7000000058	9/1/2012	2,130.48
50100001	Labor ExpenseAccrual	PA	7000000058	9/1/2012	1,228.16
50100001	Labor ExpenseAccrual	PA	7000000058	9/1/2012	8,627.48
50100001	Labor ExpenseAccrual	PA	7000000058	9/1/2012	1,326.71
50100001	Labor ExpenseAccrual	PA	7000000058	9/1/2012	1,219.91
50100001	Labor ExpenseAccrual	PA	7000000058	9/1/2012	41.62
50100001	Labor ExpenseAccrual	PA	7000000058	9/1/2012	1,610.48
50100001	Labor ExpenseAccrual	PA	7000000058	9/1/2012	47,727.93
50100001	Labor ExpenseAccrual	PA	7000000058	9/1/2012	10,003.30
50100001	Labor ExpenseAccrual	PA	7000000058	9/1/2012	184.56
50100001	Labor ExpenseAccrual	PA	7000000058	9/1/2012	1,726.96
50100001	Labor ExpenseAccrual	PA	7000000058	9/1/2012	229.91
50100001	Labor ExpenseAccrual	PA	7000000058	9/1/2012	23.07
50100001	Labor ExpenseAccrual	PA	7000000058	9/1/2012	124.86
50100001	Labor ExpenseAccrual	PA	7000000058	9/1/2012	2,897.66
50100001	Labor ExpenseAccrual	PA	7000000058	9/1/2012	5,661.32
50100001	Labor ExpenseAccrual	PA	7000000058	9/1/2012	1,172.08
50100001	Labor ExpenseAccrual	PA	7000000058	9/1/2012	2,892.16
50100001	Labor ExpenseAccrual	PA	7000000058	9/1/2012	4,781.14
50100001	Labor ExpenseAccrual	PA	7000000058	9/1/2012	481.74
50100001	Labor ExpenseAccrual	PA	7000000058	9/1/2012	10,258.09
50100001	Labor ExpenseAccrual	PA	7000000058	9/1/2012	276.88
50100001	Labor ExpenseAccrual	PA	7000000058	9/1/2012	13,552.41
50100001	Labor ExpenseAccrual	PA	7000000058	9/1/2012	2,403.15
50100001	Labor ExpenseAccrual	PA	7000000058	9/1/2012	6,880.52
50100001	Labor ExpenseAccrual	PA	7000000058	9/1/2012	8,427.77
50100001	Labor ExpenseAccrual	PA	7000000058	9/1/2012	1,383.14
50100001	Labor ExpenseAccrual	PA	7000000058	9/1/2012	558.98
50100001	Labor ExpenseAccrual	PA	7000000058	9/1/2012	2,323.17
50100001	Labor ExpenseAccrual	PA	7000000058	9/1/2012	1,658.07
50100001	Labor ExpenseAccrual	PA	7000000058	9/1/2012	19,795.66
50100001	Labor ExpenseAccrual	PA	7000000058	9/1/2012	37,743.35
50100001	Labor ExpenseAccrual	PA	7000000058	9/1/2012	641.76
50100001	Labor ExpenseAccrual	PA	7000000058	9/1/2012	97.04
50100001	Labor ExpenseAccrual	PA	7000000058	9/1/2012	538.56
50100001	Labor ExpenseAccrual	PA	7000000058	9/1/2012	582.24
50100001	Labor ExpenseAccrual	PA	7000000058	9/1/2012	3,848.24
50100001	Labor ExpenseAccrual	PA	7000000058	9/1/2012	538.56
50100001	Labor ExpenseAccrual	PA	7000000058	9/1/2012	481.32
50100001	Labor ExpenseAccrual	PA	7000000058	9/1/2012	320.88
50100001	Labor ExpenseAccrual	PA	7000000030	9/1/2012	(1,951.02)
50100001	Labor ExpenseAccrual	PA	7000000030	9/1/2012	(387.59)

Kentucky American Water Company  
Case No. 2012-00520  
Response to PSC DR1, Item 31

Account	Description	Doc Type	Document Number	Posting Date	Amount
50100001	Labor ExpenseAccrual	PA	7000000030	9/1/2012	(880.29)
50100001	Labor ExpenseAccrual	PA	7000000030	9/1/2012	(538.56)
50100001	Labor ExpenseAccrual	PA	7000000030	9/1/2012	(538.56)
50100001	Labor ExpenseAccrual	PA	7000000030	9/1/2012	(366.32)
50100001	Labor ExpenseAccrual	PA	7000000030	9/1/2012	(116.87)
50100001	Labor ExpenseAccrual	PA	7000000030	9/1/2012	(10,295.94)
50100001	Labor ExpenseAccrual	PA	7000000030	9/1/2012	(14,748.48)
50100001	Labor ExpenseAccrual	PA	7000000030	9/1/2012	(34,183.32)
50100001	Labor ExpenseAccrual	PA	7000000030	9/1/2012	(615.36)
50100001	Labor ExpenseAccrual	PA	7000000030	9/1/2012	(84.60)
50100001	Labor ExpenseAccrual	PA	7000000030	9/1/2012	(1,107.69)
50100001	Labor ExpenseAccrual	PA	7000000030	9/1/2012	(248.42)
50100001	Labor ExpenseAccrual	PA	7000000030	9/1/2012	(1,845.98)
50100001	Labor ExpenseAccrual	PA	7000000030	9/1/2012	(41.62)
50100001	Labor ExpenseAccrual	PA	7000000030	9/1/2012	(291.34)
50100001	Labor ExpenseAccrual	PA	7000000030	9/1/2012	(1,091.84)
50100001	Labor ExpenseAccrual	PA	7000000030	9/1/2012	(662.44)
50100001	Labor ExpenseAccrual	PA	7000000030	9/1/2012	(1,866.08)
50100001	Labor ExpenseAccrual	PA	7000000030	9/1/2012	(23,128.45)
50100001	Labor ExpenseAccrual	PA	7000000030	9/1/2012	(187.50)
50100001	Labor ExpenseAccrual	PA	7000000030	9/1/2012	(187.50)
50100001	Labor ExpenseAccrual	PA	7000000030	9/1/2012	(156.25)
50100001	Labor ExpenseAccrual	PA	7000000030	9/1/2012	(444.94)
50100001	Labor ExpenseAccrual	PA	7000000030	9/1/2012	(204.24)
50100001	Labor ExpenseAccrual	PA	7000000030	9/1/2012	(11,279.46)
50100001	Labor ExpenseAccrual	PA	7000000030	9/1/2012	(8,393.64)
50100001	Labor ExpenseAccrual	PA	7000000030	9/1/2012	(835.38)
50100001	Labor ExpenseAccrual	PA	7000000030	9/1/2012	(6,567.94)
50100001	Labor ExpenseAccrual	PA	7000000030	9/1/2012	(219.60)
50100001	Labor ExpenseAccrual	PA	7000000030	9/1/2012	(1,976.40)
50100001	Labor ExpenseAccrual	PA	7000000030	9/1/2012	(4,621.66)
50100001	Labor ExpenseAccrual	PA	7000000030	9/1/2012	(52,624.36)
50100001	Labor ExpenseAccrual	PA	7000000030	9/1/2012	(5,250.06)
50100001	Labor ExpenseAccrual	PA	7000000030	9/1/2012	(7,819.57)
50100001	Labor ExpenseAccrual	PA	7000000030	9/1/2012	(5,940.62)
50100001	Labor ExpenseAccrual	PA	7000000030	9/1/2012	(518.40)
50100001	Labor ExpenseAccrual	PA	7000000030	9/1/2012	(14,490.59)
50100001	Labor ExpenseAccrual	PA	7000000030	9/1/2012	(64.32)
50100001	Labor ExpenseAccrual	PA	7000000030	9/1/2012	(3,513.75)
50100001	Labor ExpenseAccrual	PA	7000000030	9/1/2012	(5,841.50)
50100001	Labor ExpenseAccrual	PA	7000000030	9/1/2012	(2,099.70)
50100001	Labor ExpenseAccrual	PA	7000000030	9/1/2012	(695.42)
50100001	Labor ExpenseAccrual	PA	7000000030	9/1/2012	(2,195.91)
50100001	Labor ExpenseAccrual	PA	7000000030	9/1/2012	(2,774.03)
50100001	Labor ExpenseAccrual	PA	7000000030	9/1/2012	(865.50)
50100001	Labor ExpenseAccrual	PA	7000000030	9/1/2012	(3,800.80)
50100001	Labor ExpenseAccrual	PA	7000000030	9/1/2012	(9,389.65)
50100001	Labor ExpenseAccrual	PA	7000000030	9/1/2012	(11,258.82)
50100001	Labor ExpenseAccrual	PA	7000000030	9/1/2012	(1,255.52)
50100001	Labor ExpenseAccrual	PA	7000000030	9/1/2012	(4,290.74)
50100001	Labor ExpenseAccrual	PA	7000000030	9/1/2012	(1,000.56)
50100001	Labor ExpenseAccrual	PA	7000000030	9/1/2012	(2,329.40)
50100001	Labor ExpenseAccrual	PA	7000000030	9/1/2012	(644.90)

Kentucky American Water Company  
Case No. 2012-00520  
Response to PSC DR1, Item 31

Account	Description	Doc Type	Document Number	Posting Date	Amount
50100001	Labor ExpenseAccrual	PA	7000000030	9/1/2012	(7,063.30)
50100001	Labor ExpenseAccrual	PA	7000000030	9/1/2012	(333.73)
50100001	Labor ExpenseAccrual	PA	7000000030	9/1/2012	(1,748.00)
50100001	Labor ExpenseAccrual	PA	7000000030	9/1/2012	(1,280.00)
50100001	Labor ExpenseAccrual	PA	7000000030	9/1/2012	(481.32)
50100001	Labor ExpenseAccrual	PA	7000000030	9/1/2012	(811.39)
50100001	Labor ExpenseAccrual	PA	7000000030	9/1/2012	(900.55)
50100001	Labor ExpenseAccrual	PA	7000000030	9/1/2012	(891.56)
50100001	Labor ExpenseAccrual	PA	7000000030	9/1/2012	(1,495.88)
50100001	Labor ExpenseAccrual	PA	7000000030	9/1/2012	(551.95)
50100001	Labor ExpenseAccrual	PA	7000000030	9/1/2012	(1,080.24)
50100001	Labor ExpenseAccrual	PA	7000000030	9/1/2012	(754.24)
50100001	Labor ExpenseAccrual	PA	7000000030	9/1/2012	(72.52)
50100001	Labor ExpenseAccrual	PA	7000000030	9/1/2012	(962.64)
50100001	Labor ExpenseAccrual	PA	7000000030	9/1/2012	(804.00)
50100001	Labor ExpenseAccrual	PA	7000000030	9/1/2012	(481.32)
50100001	Labor ExpenseAccrual	PA	7000000030	9/1/2012	(930.93)
50100001	Labor ExpenseAccrual	PA	7000000030	9/1/2012	(69.22)
50100001	Labor ExpenseAccrual	PA	7000000030	9/1/2012	(268.48)
50100001	Labor ExpenseAccrual	PA	7000000030	9/1/2012	(930.62)
50100001	Labor ExpenseAccrual	PA	7000000030	9/1/2012	(1,180.23)
50100001	Labor ExpenseAccrual	PA	7000000030	9/1/2012	(967.20)
50421000	401k Expense	PA	7000000049	9/1/2012	(25.73)
50421000	401k Expense	PA	7000000058	9/1/2012	18.14
50421000	401k Expense	PA	7000000058	9/1/2012	10.81
50421000	401k Expense	PA	7000000058	9/1/2012	19.32
50421000	401k Expense	PA	7000000058	9/1/2012	24.20
50421000	401k Expense	PA	7000000058	9/1/2012	8.91
50421000	401k Expense	PA	7000000058	9/1/2012	119.12
50421000	401k Expense	PA	7000000058	9/1/2012	3.01
50421000	401k Expense	PA	7000000058	9/1/2012	108.93
50421000	401k Expense	PA	7000000058	9/1/2012	253.75
50421000	401k Expense	PA	7000000058	9/1/2012	54.93
50421000	401k Expense	PA	7000000058	9/1/2012	40.18
50421000	401k Expense	PA	7000000058	9/1/2012	1.62
50421000	401k Expense	PA	7000000058	9/1/2012	0.54
50421000	401k Expense	PA	7000000058	9/1/2012	12.88
50421000	401k Expense	PA	7000000058	9/1/2012	51.40
50421000	401k Expense	PA	7000000058	9/1/2012	141.93
50421000	401k Expense	PA	7000000058	9/1/2012	39.12
50421000	401k Expense	PA	7000000058	9/1/2012	586.60
50421000	401k Expense	PA	7000000058	9/1/2012	129.60
50421000	401k Expense	PA	7000000058	9/1/2012	138.53
50421000	401k Expense	PA	7000000058	9/1/2012	298.79
50421000	401k Expense	PA	7000000058	9/1/2012	13.29
50421000	401k Expense	PA	7000000058	9/1/2012	2.22
50421000	401k Expense	PA	7000000058	9/1/2012	13.41
50421000	401k Expense	PA	7000000058	9/1/2012	16.51
50421000	401k Expense	PA	7000000058	9/1/2012	25.92
50421000	401k Expense	PA	7000000058	9/1/2012	2.60
50421000	401k Expense	PA	7000000058	9/1/2012	299.92
50421000	401k Expense	PA	7000000058	9/1/2012	59.06
50421000	401k Expense	PA	7000000058	9/1/2012	20.52

## Kentucky American Water Company

Case No. 2012-00520

Response to PSC DR1, Item 31

Account	Description	Doc Type	Document Number	Posting Date	Amount
50421000	401k Expense	PA	7000000058	9/1/2012	34.29
50421000	401k Expense	PA	7000000058	9/1/2012	48.71
50421000	401k Expense	PA	7000000058	9/1/2012	47.54
50421000	401k Expense	PA	7000000058	9/1/2012	69.54
50421000	401k Expense	PA	7000000058	9/1/2012	12.21
50421000	401k Expense	PA	7000000058	9/1/2012	6.07
50421000	401k Expense	PA	7000000058	9/1/2012	5.44
50421000	401k Expense	PA	7000000058	9/1/2012	24.48
50421000	401k Expense	PA	7000000058	9/1/2012	1.72
50421000	401k Expense	PA	7000000058	9/1/2012	1.73
50421000	401k Expense	PA	7000000058	9/1/2012	47.81
50421000	401k Expense	PA	7000000058	9/1/2012	65.46
50421000	401k Expense	PA	7000000058	9/1/2012	26.25
50421000	401k Expense	PA	7000000058	9/1/2012	5.54
50421000	401k Expense	PA	7000000058	9/1/2012	7.25
50421000	401k Expense	PA	7000000058	9/1/2012	83.55
50421000	401k Expense	PA	7000000058	9/1/2012	186.79
50421000	401k Expense	PA	7000000058	9/1/2012	676.97
50421000	401k Expense	PA	7000000058	9/1/2012	41.57
50421000	401k Expense	PA	7000000058	9/1/2012	382.28
50421000	401k Expense	PA	7000000058	9/1/2012	233.03
50421000	401k Expense	PA	7000000058	9/1/2012	7.38
50421000	401k Expense	PA	7000000058	9/1/2012	17.35
50421000	401k Expense	PA	7000000058	9/1/2012	33.17
50421000	401k Expense	PA	7000000058	9/1/2012	4.84
50421000	401k Expense	PA	7000000058	9/1/2012	0.92
50421000	401k Expense	PA	7000000058	9/1/2012	133.94
50421000	401k Expense	PA	7000000058	9/1/2012	30.19
50421000	401k Expense	PA	7000000058	9/1/2012	58.52
50421000	401k Expense	PA	7000000058	9/1/2012	114.39
50421000	401k Expense	PA	7000000058	9/1/2012	36.27
50421000	401k Expense	PA	7000000058	9/1/2012	86.17
50421000	401k Expense	PA	7000000058	9/1/2012	19.26
50421000	401k Expense	PA	7000000058	9/1/2012	339.69
50421000	401k Expense	PA	7000000058	9/1/2012	235.27
50421000	401k Expense	PA	7000000058	9/1/2012	45.24
50421000	401k Expense	PA	7000000058	9/1/2012	25.68
50421000	401k Expense	PA	7000000058	9/1/2012	12.84
50421000	401k Expense	PA	7000000030	9/1/2012	(8.89)
50421000	401k Expense	PA	7000000030	9/1/2012	(40.37)
50421000	401k Expense	PA	7000000030	9/1/2012	(0.74)
50421000	401k Expense	PA	7000000030	9/1/2012	(369.14)
50421000	401k Expense	PA	7000000030	9/1/2012	(11.07)
50421000	401k Expense	PA	7000000030	9/1/2012	(15.38)
50421000	401k Expense	PA	7000000030	9/1/2012	(78.63)
50421000	401k Expense	PA	7000000030	9/1/2012	(0.86)
50421000	401k Expense	PA	7000000030	9/1/2012	(1.72)
50421000	401k Expense	PA	7000000030	9/1/2012	(1.73)
50421000	401k Expense	PA	7000000030	9/1/2012	(24.20)
50421000	401k Expense	PA	7000000030	9/1/2012	(23.25)
50421000	401k Expense	PA	7000000030	9/1/2012	(37.14)
50421000	401k Expense	PA	7000000030	9/1/2012	(8.43)
50421000	401k Expense	PA	7000000030	9/1/2012	(2.60)



## Kentucky American Water Company

Case No. 2012-00520

Response to PSC DR1, Item 31

Account	Description	Doc Type	Document Number	Posting Date	Amount
50421000	401k Expense	PA	7000000030	9/1/2012	(28.14)
50421000	401k Expense	PA	7000000030	9/1/2012	(3.24)
50421000	401k Expense	PA	7000000030	9/1/2012	(17.28)
50421000	401k Expense	PA	7000000030	9/1/2012	(3.78)
50421000	401k Expense	PA	7000000030	9/1/2012	(0.54)
50421000	401k Expense	PA	7000000030	9/1/2012	(454.24)
50421000	401k Expense	PA	7000000030	9/1/2012	(2.16)
50421000	401k Expense	PA	7000000030	9/1/2012	(780.54)
50421000	401k Expense	PA	7000000030	9/1/2012	(17.80)
50421000	401k Expense	PA	7000000030	9/1/2012	(6.25)
50421000	401k Expense	PA	7000000030	9/1/2012	(7.50)
50421000	401k Expense	PA	7000000030	9/1/2012	(7.50)
50421000	401k Expense	PA	7000000030	9/1/2012	(8.17)
50421000	401k Expense	PA	7000000030	9/1/2012	(54.52)
50421000	401k Expense	PA	7000000030	9/1/2012	(247.27)
50421000	401k Expense	PA	7000000030	9/1/2012	(750.47)
50421000	401k Expense	PA	7000000030	9/1/2012	(49.41)
50421000	401k Expense	PA	7000000030	9/1/2012	(5.50)
50421000	401k Expense	PA	7000000030	9/1/2012	(61.09)
50421000	401k Expense	PA	7000000030	9/1/2012	(20.81)
50421000	401k Expense	PA	7000000030	9/1/2012	(302.11)
50421000	401k Expense	PA	7000000030	9/1/2012	(125.44)
50421000	401k Expense	PA	7000000030	9/1/2012	(28.47)
50421000	401k Expense	PA	7000000030	9/1/2012	(12.96)
50421000	401k Expense	PA	7000000030	9/1/2012	(33.31)
50421000	401k Expense	PA	7000000030	9/1/2012	(131.93)
50421000	401k Expense	PA	7000000030	9/1/2012	(161.49)
50421000	401k Expense	PA	7000000030	9/1/2012	(116.54)
50421000	401k Expense	PA	7000000030	9/1/2012	(104.80)
50421000	401k Expense	PA	7000000030	9/1/2012	(12.94)
50421000	401k Expense	PA	7000000030	9/1/2012	(34.63)
50421000	401k Expense	PA	7000000030	9/1/2012	(27.20)
50421000	401k Expense	PA	7000000030	9/1/2012	(260.27)
50421000	401k Expense	PA	7000000030	9/1/2012	(391.43)
50421000	401k Expense	PA	7000000030	9/1/2012	(132.78)
50421000	401k Expense	PA	7000000030	9/1/2012	(239.14)
50421000	401k Expense	PA	7000000030	9/1/2012	(37.54)
50421000	401k Expense	PA	7000000030	9/1/2012	(38.47)
50421000	401k Expense	PA	7000000030	9/1/2012	(19.26)
50421000	401k Expense	PA	7000000030	9/1/2012	(19.26)
50421000	401k Expense	PA	7000000030	9/1/2012	(35.77)
50421000	401k Expense	PA	7000000030	9/1/2012	(67.80)
50421000	401k Expense	PA	7000000030	9/1/2012	(58.22)
50421000	401k Expense	PA	7000000030	9/1/2012	(80.50)
50421000	401k Expense	PA	7000000030	9/1/2012	(16.13)
50421000	401k Expense	PA	7000000030	9/1/2012	(1.81)
50421000	401k Expense	PA	7000000030	9/1/2012	(28.92)
50421000	401k Expense	PA	7000000030	9/1/2012	(64.31)
50421000	401k Expense	PA	7000000030	9/1/2012	(38.17)
50421000	401k Expense	PA	7000000030	9/1/2012	(8.05)
50421000	401k Expense	PA	7000000030	9/1/2012	(10.03)
50421000	401k Expense	PA	7000000030	9/1/2012	(32.14)
50421000	401k Expense	PA	7000000030	9/1/2012	(2.77)

## Kentucky American Water Company

Case No. 2012-00520

Response to PSC DR1, Item 31

Account	Description	Doc Type	Document Number	Posting Date	Amount
50421000	401k Expense	PA	7000000030	9/1/2012	(10.27)
50421000	401k Expense	PA	7000000030	9/1/2012	(18.22)
50422000	DCP Expense	PA	7000000049	9/1/2012	(90.05)
50422000	DCP Expense	PA	7000000058	9/1/2012	29.77
50422000	DCP Expense	PA	7000000058	9/1/2012	292.71
50422000	DCP Expense	PA	7000000058	9/1/2012	53.28
50422000	DCP Expense	PA	7000000058	9/1/2012	321.09
50422000	DCP Expense	PA	7000000058	9/1/2012	48.24
50422000	DCP Expense	PA	7000000058	9/1/2012	33.76
50422000	DCP Expense	PA	7000000058	9/1/2012	254.13
50422000	DCP Expense	PA	7000000058	9/1/2012	67.56
50422000	DCP Expense	PA	7000000058	9/1/2012	44.24
50422000	DCP Expense	PA	7000000058	9/1/2012	16.88
50422000	DCP Expense	PA	7000000058	9/1/2012	308.00
50422000	DCP Expense	PA	7000000058	9/1/2012	9.20
50422000	DCP Expense	PA	7000000058	9/1/2012	14.25
50422000	DCP Expense	PA	7000000058	9/1/2012	128.21
50422000	DCP Expense	PA	7000000058	9/1/2012	19.77
50422000	DCP Expense	PA	7000000058	9/1/2012	24.26
50422000	DCP Expense	PA	7000000058	9/1/2012	3.41
50422000	DCP Expense	PA	7000000058	9/1/2012	35.90
50422000	DCP Expense	PA	7000000058	9/1/2012	34.45
50422000	DCP Expense	PA	7000000058	9/1/2012	9.36
50422000	DCP Expense	PA	7000000058	9/1/2012	176.86
50422000	DCP Expense	PA	7000000058	9/1/2012	13.00
50422000	DCP Expense	PA	7000000058	9/1/2012	90.99
50422000	DCP Expense	PA	7000000058	9/1/2012	21.13
50422000	DCP Expense	PA	7000000058	9/1/2012	54.54
50422000	DCP Expense	PA	7000000058	9/1/2012	135.55
50422000	DCP Expense	PA	7000000058	9/1/2012	183.38
50422000	DCP Expense	PA	7000000058	9/1/2012	7.26
50422000	DCP Expense	PA	7000000058	9/1/2012	79.28
50422000	DCP Expense	PA	7000000058	9/1/2012	42.00
50422000	DCP Expense	PA	7000000058	9/1/2012	32.03
50422000	DCP Expense	PA	7000000058	9/1/2012	3.15
50422000	DCP Expense	PA	7000000058	9/1/2012	1.05
50422000	DCP Expense	PA	7000000058	9/1/2012	16.80
50422000	DCP Expense	PA	7000000058	9/1/2012	241.29
50422000	DCP Expense	PA	7000000058	9/1/2012	12.60
50422000	DCP Expense	PA	7000000058	9/1/2012	7.35
50422000	DCP Expense	PA	7000000058	9/1/2012	16.85
50422000	DCP Expense	PA	7000000058	9/1/2012	9.69
50422000	DCP Expense	PA	7000000058	9/1/2012	36.28
50422000	DCP Expense	PA	7000000058	9/1/2012	251.51
50422000	DCP Expense	PA	7000000058	9/1/2012	11.79
50422000	DCP Expense	PA	7000000058	9/1/2012	1.21
50422000	DCP Expense	PA	7000000058	9/1/2012	438.23
50422000	DCP Expense	PA	7000000058	9/1/2012	274.40
50422000	DCP Expense	PA	7000000058	9/1/2012	68.95
50422000	DCP Expense	PA	7000000058	9/1/2012	380.68
50422000	DCP Expense	PA	7000000058	9/1/2012	1,064.47
50422000	DCP Expense	PA	7000000058	9/1/2012	89.64
50422000	DCP Expense	PA	7000000058	9/1/2012	10.10

## Kentucky American Water Company

Case No. 2012-00520

Response to PSC DR1, Item 31

Account	Description	Doc Type	Document Number	Posting Date	Amount
50422000	DCP Expense	PA	7000000058	9/1/2012	90.87
50422000	DCP Expense	PA	7000000058	9/1/2012	25.27
50422000	DCP Expense	PA	7000000058	9/1/2012	36.32
50422000	DCP Expense	PA	7000000058	9/1/2012	26.06
50422000	DCP Expense	PA	7000000058	9/1/2012	17.25
50422000	DCP Expense	PA	7000000058	9/1/2012	179.03
50422000	DCP Expense	PA	7000000058	9/1/2012	105.87
50422000	DCP Expense	PA	7000000058	9/1/2012	86.57
50422000	DCP Expense	PA	7000000058	9/1/2012	111.26
50422000	DCP Expense	PA	7000000058	9/1/2012	33.70
50422000	DCP Expense	PA	7000000058	9/1/2012	1,337.96
50422000	DCP Expense	PA	7000000030	9/1/2012	(142.46)
50422000	DCP Expense	PA	7000000030	9/1/2012	(107.48)
50422000	DCP Expense	PA	7000000030	9/1/2012	(1,503.49)
50422000	DCP Expense	PA	7000000030	9/1/2012	(63.92)
50422000	DCP Expense	PA	7000000030	9/1/2012	(6.05)
50422000	DCP Expense	PA	7000000030	9/1/2012	(52.94)
50422000	DCP Expense	PA	7000000030	9/1/2012	(15.23)
50422000	DCP Expense	PA	7000000030	9/1/2012	(12.69)
50422000	DCP Expense	PA	7000000030	9/1/2012	(389.98)
50422000	DCP Expense	PA	7000000030	9/1/2012	(4.44)
50422000	DCP Expense	PA	7000000030	9/1/2012	(202.85)
50422000	DCP Expense	PA	7000000030	9/1/2012	(58.15)
50422000	DCP Expense	PA	7000000030	9/1/2012	(13.04)
50422000	DCP Expense	PA	7000000030	9/1/2012	(11.51)
50422000	DCP Expense	PA	7000000030	9/1/2012	(242.52)
50422000	DCP Expense	PA	7000000030	9/1/2012	(388.33)
50422000	DCP Expense	PA	7000000030	9/1/2012	(9.45)
50422000	DCP Expense	PA	7000000030	9/1/2012	(5.25)
50422000	DCP Expense	PA	7000000030	9/1/2012	(23.36)
50422000	DCP Expense	PA	7000000030	9/1/2012	(8.20)
50422000	DCP Expense	PA	7000000030	9/1/2012	(9.84)
50422000	DCP Expense	PA	7000000030	9/1/2012	(9.84)
50422000	DCP Expense	PA	7000000030	9/1/2012	(10.72)
50422000	DCP Expense	PA	7000000030	9/1/2012	(86.58)
50422000	DCP Expense	PA	7000000030	9/1/2012	(14.39)
50422000	DCP Expense	PA	7000000030	9/1/2012	(3.38)
50422000	DCP Expense	PA	7000000030	9/1/2012	(12.12)
50422000	DCP Expense	PA	7000000030	9/1/2012	(45.45)
50422000	DCP Expense	PA	7000000030	9/1/2012	(63.60)
50422000	DCP Expense	PA	7000000030	9/1/2012	(8.51)
50422000	DCP Expense	PA	7000000030	9/1/2012	(3.66)
50422000	DCP Expense	PA	7000000030	9/1/2012	(50.52)
50422000	DCP Expense	PA	7000000030	9/1/2012	(25.27)
50422000	DCP Expense	PA	7000000030	9/1/2012	(25.27)
50422000	DCP Expense	PA	7000000030	9/1/2012	(47.30)
50422000	DCP Expense	PA	7000000030	9/1/2012	(100.09)
50422000	DCP Expense	PA	7000000030	9/1/2012	(17.52)
50422000	DCP Expense	PA	7000000030	9/1/2012	(28.98)
50422000	DCP Expense	PA	7000000030	9/1/2012	(56.58)
50422000	DCP Expense	PA	7000000030	9/1/2012	(291.81)
50422000	DCP Expense	PA	7000000030	9/1/2012	(84.40)
50422000	DCP Expense	PA	7000000030	9/1/2012	(335.75)

## Kentucky American Water Company

Case No. 2012-00520

Response to PSC DR1, Item 31

Account	Description	Doc Type	Document Number	Posting Date	Amount
50422000	DCP Expense	PA	7000000030	9/1/2012	(10.55)
50422000	DCP Expense	PA	7000000030	9/1/2012	(20.75)
50422000	DCP Expense	PA	7000000030	9/1/2012	(42.24)
50422000	DCP Expense	PA	7000000030	9/1/2012	(1.05)
50422000	DCP Expense	PA	7000000030	9/1/2012	(7.35)
50422000	DCP Expense	PA	7000000030	9/1/2012	(61.86)
50422000	DCP Expense	PA	7000000030	9/1/2012	(218.74)
50422000	DCP Expense	PA	7000000030	9/1/2012	(42.36)
50422000	DCP Expense	PA	7000000030	9/1/2012	(155.67)
50422000	DCP Expense	PA	7000000030	9/1/2012	(14.70)
50422000	DCP Expense	PA	7000000030	9/1/2012	(3.64)
50422000	DCP Expense	PA	7000000030	9/1/2012	(35.10)
50422000	DCP Expense	PA	7000000030	9/1/2012	(221.08)
50422000	DCP Expense	PA	7000000030	9/1/2012	(873.17)
50422000	DCP Expense	PA	7000000030	9/1/2012	(67.20)
50422000	DCP Expense	PA	7000000030	9/1/2012	(21.00)
50422000	DCP Expense	PA	7000000030	9/1/2012	(320.07)
50422000	DCP Expense	PA	7000000030	9/1/2012	(387.91)
50422000	DCP Expense	PA	7000000030	9/1/2012	(256.21)
50550000	Group Insur Expense	DR	4000000180	9/1/2012	(50.00)
50550000	Group Insur Expense	DR	4000000802	9/1/2012	(196.34)
50550000	Group Insur Expense	DR	4000000814	9/1/2012	(463.00)
50550000	Group Insur Expense	DR	4000000822	9/1/2012	(463.00)
50550000	Group Insur Expense	DR	4000000832	9/1/2012	(463.00)
50550000	Group Insur Expense	PA	7000000049	9/1/2012	(590.31)
50550000	Group Insur Expense	PA	7000000058	9/1/2012	236.62
50550000	Group Insur Expense	PA	7000000058	9/1/2012	293.61
50550000	Group Insur Expense	PA	7000000058	9/1/2012	295.70
50550000	Group Insur Expense	PA	7000000058	9/1/2012	25.45
50550000	Group Insur Expense	PA	7000000058	9/1/2012	122.66
50550000	Group Insur Expense	PA	7000000058	9/1/2012	1,183.97
50550000	Group Insur Expense	PA	7000000058	9/1/2012	258.23
50550000	Group Insur Expense	PA	7000000058	9/1/2012	266.27
50550000	Group Insur Expense	PA	7000000058	9/1/2012	632.11
50550000	Group Insur Expense	PA	7000000058	9/1/2012	1,222.87
50550000	Group Insur Expense	PA	7000000058	9/1/2012	239.36
50550000	Group Insur Expense	PA	7000000058	9/1/2012	270.21
50550000	Group Insur Expense	PA	7000000058	9/1/2012	1,172.52
50550000	Group Insur Expense	PA	7000000058	9/1/2012	121.59
50550000	Group Insur Expense	PA	7000000058	9/1/2012	20.26
50550000	Group Insur Expense	PA	7000000058	9/1/2012	515.98
50550000	Group Insur Expense	PA	7000000058	9/1/2012	8.48
50550000	Group Insur Expense	PA	7000000058	9/1/2012	58.60
50550000	Group Insur Expense	PA	7000000058	9/1/2012	73.83
50550000	Group Insur Expense	PA	7000000058	9/1/2012	348.94
50550000	Group Insur Expense	PA	7000000058	9/1/2012	54.60
50550000	Group Insur Expense	PA	7000000058	9/1/2012	1,132.41
50550000	Group Insur Expense	PA	7000000058	9/1/2012	2,690.19
50550000	Group Insur Expense	PA	7000000058	9/1/2012	273.42
50550000	Group Insur Expense	PA	7000000058	9/1/2012	15.15
50550000	Group Insur Expense	PA	7000000058	9/1/2012	109.00
50550000	Group Insur Expense	PA	7000000058	9/1/2012	626.25
50550000	Group Insur Expense	PA	7000000058	9/1/2012	309.73

## Kentucky American Water Company

Case No. 2012-00520

Response to PSC DR1, Item 31

Account	Description	Doc Type	Document Number	Posting Date	Amount
50550000	Group Insur Expense	PA	7000000058	9/1/2012	546.13
50550000	Group Insur Expense	PA	7000000058	9/1/2012	707.50
50550000	Group Insur Expense	PA	7000000058	9/1/2012	5.51
50550000	Group Insur Expense	PA	7000000058	9/1/2012	273.65
50550000	Group Insur Expense	PA	7000000058	9/1/2012	81.91
50550000	Group Insur Expense	PA	7000000058	9/1/2012	444.27
50550000	Group Insur Expense	PA	7000000058	9/1/2012	465.75
50550000	Group Insur Expense	PA	7000000058	9/1/2012	81.39
50550000	Group Insur Expense	PA	7000000058	9/1/2012	348.78
50550000	Group Insur Expense	PA	7000000058	9/1/2012	104.28
50550000	Group Insur Expense	PA	7000000058	9/1/2012	1,505.96
50550000	Group Insur Expense	PA	7000000058	9/1/2012	267.02
50550000	Group Insur Expense	PA	7000000058	9/1/2012	9,385.90
50550000	Group Insur Expense	PA	7000000058	9/1/2012	4,266.46
50550000	Group Insur Expense	PA	7000000058	9/1/2012	266.10
50550000	Group Insur Expense	PA	7000000058	9/1/2012	584.69
50550000	Group Insur Expense	PA	7000000058	9/1/2012	7,924.74
50550000	Group Insur Expense	PA	7000000058	9/1/2012	1,737.05
50550000	Group Insur Expense	PA	7000000058	9/1/2012	21.16
50550000	Group Insur Expense	PA	7000000058	9/1/2012	481.37
50550000	Group Insur Expense	PA	7000000058	9/1/2012	44.74
50550000	Group Insur Expense	PA	7000000058	9/1/2012	241.27
50550000	Group Insur Expense	PA	7000000058	9/1/2012	1,104.15
50550000	Group Insur Expense	PA	7000000058	9/1/2012	148.46
50550000	Group Insur Expense	PA	7000000058	9/1/2012	2,604.39
50550000	Group Insur Expense	PA	7000000058	9/1/2012	2,086.06
50550000	Group Insur Expense	PA	7000000058	9/1/2012	54.02
50550000	Group Insur Expense	PA	7000000058	9/1/2012	2.63
50550000	Group Insur Expense	PA	7000000058	9/1/2012	55.64
50550000	Group Insur Expense	PA	7000000058	9/1/2012	942.01
50550000	Group Insur Expense	PA	7000000058	9/1/2012	107.38
50550000	Group Insur Expense	PA	7000000058	9/1/2012	1,279.27
50550000	Group Insur Expense	PA	7000000058	9/1/2012	238.60
50550000	Group Insur Expense	PA	7000000058	9/1/2012	741.78
50550000	Group Insur Expense	PA	7000000058	9/1/2012	701.95
50550000	Group Insur Expense	PA	7000000058	9/1/2012	409.29
50550000	Group Insur Expense	PA	7000000058	9/1/2012	1,493.04
50550000	Group Insur Expense	PA	7000000058	9/1/2012	1,235.03
50550000	Group Insur Expense	PA	7000000058	9/1/2012	248.80
50550000	Group Insur Expense	PA	7000000058	9/1/2012	33.56
50550000	Group Insur Expense	PA	7000000058	9/1/2012	135.26
50550000	Group Insur Expense	PA	7000000058	9/1/2012	572.28
50550000	Group Insur Expense	PA	7000000058	9/1/2012	399.55
50550000	Group Insur Expense	PA	7000000058	9/1/2012	10.88
50550000	Group Insur Expense	PA	7000000058	9/1/2012	65.14
50550000	Group Insur Expense	PA	7000000058	9/1/2012	139.80
50550000	Group Insur Expense	PA	7000000058	9/1/2012	22.37
50550000	Group Insur Expense	PA	7000000058	9/1/2012	139.80
50550000	Group Insur Expense	PA	7000000030	9/1/2012	(62.34)
50550000	Group Insur Expense	PA	7000000030	9/1/2012	(19.75)
50550000	Group Insur Expense	PA	7000000030	9/1/2012	(375.38)
50550000	Group Insur Expense	PA	7000000030	9/1/2012	(171.08)
50550000	Group Insur Expense	PA	7000000030	9/1/2012	(139.79)

## Kentucky American Water Company

Case No. 2012-00520

Response to PSC DR1, Item 31

Account	Description	Doc Type	Document Number	Posting Date	Amount
50550000	Group Insur Expense	PA	7000000030	9/1/2012	(139.79)
50550000	Group Insur Expense	PA	7000000030	9/1/2012	(1,775.90)
50550000	Group Insur Expense	PA	7000000030	9/1/2012	(1,634.94)
50550000	Group Insur Expense	PA	7000000030	9/1/2012	(1,534.48)
50550000	Group Insur Expense	PA	7000000030	9/1/2012	(80.75)
50550000	Group Insur Expense	PA	7000000030	9/1/2012	(119.46)
50550000	Group Insur Expense	PA	7000000030	9/1/2012	(17.09)
50550000	Group Insur Expense	PA	7000000030	9/1/2012	(270.35)
50550000	Group Insur Expense	PA	7000000030	9/1/2012	(260.27)
50550000	Group Insur Expense	PA	7000000030	9/1/2012	(361.97)
50550000	Group Insur Expense	PA	7000000030	9/1/2012	(194.34)
50550000	Group Insur Expense	PA	7000000030	9/1/2012	(328.41)
50550000	Group Insur Expense	PA	7000000030	9/1/2012	(90.50)
50550000	Group Insur Expense	PA	7000000030	9/1/2012	(12.94)
50550000	Group Insur Expense	PA	7000000030	9/1/2012	(509.38)
50550000	Group Insur Expense	PA	7000000030	9/1/2012	(4,690.36)
50550000	Group Insur Expense	PA	7000000030	9/1/2012	(7,896.53)
50550000	Group Insur Expense	PA	7000000030	9/1/2012	(1,149.84)
50550000	Group Insur Expense	PA	7000000030	9/1/2012	(1,616.60)
50550000	Group Insur Expense	PA	7000000030	9/1/2012	(75.97)
50550000	Group Insur Expense	PA	7000000030	9/1/2012	(37.15)
50550000	Group Insur Expense	PA	7000000030	9/1/2012	(44.58)
50550000	Group Insur Expense	PA	7000000030	9/1/2012	(44.59)
50550000	Group Insur Expense	PA	7000000030	9/1/2012	(19.20)
50550000	Group Insur Expense	PA	7000000030	9/1/2012	(907.31)
50550000	Group Insur Expense	PA	7000000030	9/1/2012	(179.56)
50550000	Group Insur Expense	PA	7000000030	9/1/2012	(1,664.29)
50550000	Group Insur Expense	PA	7000000030	9/1/2012	(357.66)
50550000	Group Insur Expense	PA	7000000030	9/1/2012	(39.71)
50550000	Group Insur Expense	PA	7000000030	9/1/2012	(9,469.22)
50550000	Group Insur Expense	PA	7000000030	9/1/2012	(768.63)
50550000	Group Insur Expense	PA	7000000030	9/1/2012	(392.74)
50550000	Group Insur Expense	PA	7000000030	9/1/2012	(1,698.37)
50550000	Group Insur Expense	PA	7000000030	9/1/2012	(2,503.79)
50550000	Group Insur Expense	PA	7000000030	9/1/2012	(792.52)
50550000	Group Insur Expense	PA	7000000030	9/1/2012	(179.57)
50550000	Group Insur Expense	PA	7000000030	9/1/2012	(1,402.45)
50550000	Group Insur Expense	PA	7000000030	9/1/2012	(116.78)
50550000	Group Insur Expense	PA	7000000030	9/1/2012	(3,438.12)
50550000	Group Insur Expense	PA	7000000030	9/1/2012	(11.75)
50550000	Group Insur Expense	PA	7000000030	9/1/2012	(67.54)
50550000	Group Insur Expense	PA	7000000030	9/1/2012	(540.08)
50550000	Group Insur Expense	PA	7000000030	9/1/2012	(652.88)
50550000	Group Insur Expense	PA	7000000030	9/1/2012	(692.22)
50550000	Group Insur Expense	PA	7000000030	9/1/2012	(222.49)
50550000	Group Insur Expense	PA	7000000030	9/1/2012	(517.50)
50550000	Group Insur Expense	PA	7000000030	9/1/2012	(1,136.89)
50550000	Group Insur Expense	PA	7000000030	9/1/2012	(185.67)
50550000	Group Insur Expense	PA	7000000030	9/1/2012	(149.60)
50550000	Group Insur Expense	PA	7000000030	9/1/2012	(67.08)
50550000	Group Insur Expense	PA	7000000030	9/1/2012	(33.56)
50550000	Group Insur Expense	PA	7000000030	9/1/2012	(33.56)
50550000	Group Insur Expense	PA	7000000030	9/1/2012	(16.05)

## Kentucky American Water Company

Case No. 2012-00520

Response to PSC DR1, Item 31

Account	Description	Doc Type	Document Number	Posting Date	Amount
50550000	Group Insur Expense	PA	7000000030	9/1/2012	(139.32)
50550000	Group Insur Expense	PA	7000000030	9/1/2012	(357.87)
50550000	Group Insur Expense	PA	7000000030	9/1/2012	(1,251.41)
50550000	Group Insur Expense	PA	7000000030	9/1/2012	(124.51)
50550000	Group Insur Expense	PA	7000000030	9/1/2012	(707.76)
50550000	Group Insur Expense	PA	7000000030	9/1/2012	(76.48)
50550000	Group Insur Expense	PA	7000000030	9/1/2012	(437.34)
50550000	Group Insur Expense	PA	7000000030	9/1/2012	(264.97)
50550000	Group Insur Expense	PA	7000000030	9/1/2012	(157.45)
50550000	Group Insur Expense	PA	7000000030	9/1/2012	(239.42)
50550000	Group Insur Expense	PA	7000000030	9/1/2012	(14.17)
50550000	Group Insur Expense	PA	7000000030	9/1/2012	(143.71)
50550000	Group Insur Expense	PA	7000000030	9/1/2012	(7.17)
50550000	Group Insur Expense	PA	7000000030	9/1/2012	(60.94)
50550000	Group Insur Expense	PA	7000000030	9/1/2012	(338.10)
50550000	Group Insur Expense	PA	7000000030	9/1/2012	(208.05)
50550000	Group Insur Expense	PA	7000000030	9/1/2012	(284.74)
50550000	Group Insur Expense	PA	7000000030	9/1/2012	(62.85)
50550000	Group Insur Expense	PA	7000000030	9/1/2012	(230.81)
51010000	Purchased Water	SG	100001054	9/1/2012	(24,521.00)
51010000	Purchased Water	SG	100001054	9/1/2012	(6,387.00)
51010000	Purchased Water	SG	100001054	9/1/2012	(11,657.00)
51010000	Purchased Water	SG	100001054	9/1/2012	(2,658.00)
51110000	Waste Disposal	SG	100001078	9/1/2012	(2,651.76)
51510000	Purchased Power	SG	100001053	9/1/2012	23,628.64
51510000	Purchased Power	SG	100001053	9/1/2012	59,693.31
51510000	Purchased Power	SG	100001053	9/1/2012	733.90
51510000	Purchased Power	SG	100001053	9/1/2012	15,221.12
51510000	Purchased Power	SG	100001078	9/1/2012	(69,278.29)
51510000	Purchased Power	SG	100001078	9/1/2012	(179.37)
51510000	Purchased Power	SG	100001078	9/1/2012	(957.44)
51510000	Purchased Power	SG	100001078	9/1/2012	(439,135.17)
51510000	Purchased Power	SG	100001078	9/1/2012	(11,082.21)
51510000	Purchased Power	SG	100001078	9/1/2012	(1,890.25)
51510000	Purchased Power	SG	100001078	9/1/2012	(10.65)
51510000	Purchased Power	SG	100001078	9/1/2012	(332.92)
52000000	M&S Expense (O&M)	SG	100001055	9/1/2012	(4,667.00)
52000000	M&S Expense (O&M)	SG	100001055	9/1/2012	(2,624.00)
52000000	M&S Expense (O&M)	SG	100001055	9/1/2012	(3,615.00)
52000000	M&S Expense (O&M)	SG	100001058	9/1/2012	(10,600.00)
52000000	M&S Expense (O&M)	SG	100001058	9/1/2012	(81,662.40)
52000000	M&S Expense (O&M)	SG	100001058	9/1/2012	(30,000.00)
52000000	M&S Expense (O&M)	SG	100001058	9/1/2012	(20,000.00)
52000000	M&S Expense (O&M)	SG	100001058	9/1/2012	(20,000.00)
52000000	M&S Expense (O&M)	SG	100001079	9/1/2012	(30,902.66)
52500000	Misc Expense (O&M)	SG	100001057	9/1/2012	(56,722.93)
52500000	Misc Expense (O&M)	SG	100001057	9/1/2012	(5,079.68)
52500000	Misc Expense (O&M)	SG	100001064	9/1/2012	(139.84)
52510000	Bank Svc Charges	SG	100001069	9/1/2012	(9,699.07)
52510000	Bank Svc Charges	SG	100001075	9/1/2012	(23,203.19)
52520000	Collection Agencies	SG	100001062	9/1/2012	(1,742.86)
52520000	Collection Agencies	SG	100001071	9/1/2012	(3,176.65)
52520000	Collection Agencies	SG	100001071	9/1/2012	(2,352.00)

## Kentucky American Water Company

Case No. 2012-00520

Response to PSC DR1, Item 31

Account	Description	Doc Type	Document Number	Posting Date	Amount
52526100	Credit Line Fees I/C	SG	100001061	9/1/2012	(4,604.32)
52532000	Electricity	SG	100001078	9/1/2012	(92.81)
52532000	Electricity	SG	100001078	9/1/2012	(14.20)
52532000	Electricity	SG	100001078	9/1/2012	(4,005.07)
52532000	Electricity	SG	100001078	9/1/2012	(501.59)
52532000	Electricity	SG	100001078	9/1/2012	(8,443.80)
52532000	Electricity	SG	100001078	9/1/2012	(224.45)
52532000	Electricity	SG	100001078	9/1/2012	(1,249.38)
52534000	Employee Expenses	SG	100001063	9/1/2012	(8,534.63)
52534000	Employee Expenses	SG	100001079	9/1/2012	(11,955.07)
52535000	Meals Deductible	SG	100001063	9/1/2012	(8,534.63)
52535000	Meals Deductible	SG	100001079	9/1/2012	(11,955.07)
52542000	Forms	SG	100001068	9/1/2012	(32,998.12)
52546000	Grounds Keeping	SG	100001055	9/1/2012	(7,000.00)
52548000	Heating Oil/Gas	SG	100001078	9/1/2012	(540.94)
52548000	Heating Oil/Gas	SG	100001078	9/1/2012	(8.68)
52548000	Heating Oil/Gas	SG	100001078	9/1/2012	(1,023.84)
52571100	Add'l Security Costs	SG	100001055	9/1/2012	(6,800.00)
52574000	Telephone	SG	100001077	9/1/2012	(2,046.65)
52574000	Telephone	SG	100001077	9/1/2012	(975.32)
52574000	Telephone	SG	100001077	9/1/2012	(7.12)
52574000	Telephone	SG	100001077	9/1/2012	(25.73)
52574000	Telephone	SG	100001077	9/1/2012	(343.26)
52574000	Telephone	SG	100001077	9/1/2012	(122.50)
52574000	Telephone	SG	100001077	9/1/2012	(0.76)
52574000	Telephone	SG	100001077	9/1/2012	(46.59)
52574000	Telephone	SG	100001077	9/1/2012	(966.48)
52574000	Telephone	SG	100001077	9/1/2012	(61.69)
52574100	Cell Phone	SG	100001077	9/1/2012	(50.63)
52574100	Cell Phone	SG	100001077	9/1/2012	(6.12)
52574100	Cell Phone	SG	100001077	9/1/2012	(351.52)
52574100	Cell Phone	SG	100001077	9/1/2012	(641.21)
52574100	Cell Phone	SG	100001077	9/1/2012	(216.46)
52574100	Cell Phone	SG	100001077	9/1/2012	(373.63)
52574100	Cell Phone	SG	100001077	9/1/2012	(60.15)
52574100	Cell Phone	SG	100001077	9/1/2012	(59.10)
52574100	Cell Phone	SG	100001077	9/1/2012	(55.47)
52574100	Cell Phone	SG	100001077	9/1/2012	(1,298.50)
52574100	Cell Phone	SG	100001077	9/1/2012	(2,110.54)
52574100	Cell Phone	SG	100001077	9/1/2012	(361.21)
52574100	Cell Phone	SG	100001077	9/1/2012	(61.03)
52574100	Cell Phone	SG	100001077	9/1/2012	(96.09)
52574100	Cell Phone	SG	100001077	9/1/2012	(198.73)
53150000	Contr Svc-Other	SG	100001055	9/1/2012	(5,000.00)
53150000	Contr Svc-Other	SG	100001055	9/1/2012	(2,800.00)
53150000	Contr Svc-Other	SG	100001058	9/1/2012	(501.40)
53150000	Contr Svc-Other	SG	100001058	9/1/2012	(2,180.00)
53150000	Contr Svc-Other	SG	100001058	9/1/2012	(633.76)
53150000	Contr Svc-Other	SG	100001058	9/1/2012	(633.76)
53150000	Contr Svc-Other	SG	100001058	9/1/2012	(633.76)
53150000	Contr Svc-Other	SG	100001058	9/1/2012	(633.76)
53150000	Contr Svc-Other	SG	100001058	9/1/2012	(18,404.00)
53150000	Contr Svc-Other	SG	100001060	9/1/2012	(100,000.00)



## Kentucky American Water Company

Case No. 2012-00520

Response to PSC DR1, Item 31

Account	Description	Doc Type	Document Number	Posting Date	Amount
53150000	Contr Svc-Other	SG	100001060	9/1/2012	(9,500.07)
53150000	Contr Svc-Other	SG	100001060	9/1/2012	(9,483.30)
53150000	Contr Svc-Other	SG	100001060	9/1/2012	(9,500.07)
53150000	Contr Svc-Other	SG	100001060	9/1/2012	(338,619.83)
53150000	Contr Svc-Other	SG	100001060	9/1/2012	(45,000.00)
53150000	Contr Svc-Other	SG	100001060	9/1/2012	(8,274.55)
53150000	Contr Svc-Other	SG	100001060	9/1/2012	(10,173.85)
53150000	Contr Svc-Other	SG	100001060	9/1/2012	(10,205.80)
53150000	Contr Svc-Other	SG	100001060	9/1/2012	(6,987.40)
53150000	Contr Svc-Other	SG	100001060	9/1/2012	(8,596.46)
53150000	Contr Svc-Other	SG	100001060	9/1/2012	(10,205.80)
53150000	Contr Svc-Other	SG	100001060	9/1/2012	(8,596.46)
53150000	Contr Svc-Other	SG	100001060	9/1/2012	(52,000.00)
53150000	Contr Svc-Other	SG	100001060	9/1/2012	(15,500.00)
53150000	Contr Svc-Other	SG	100001060	9/1/2012	(40,000.00)
53150000	Contr Svc-Other	SG	100001060	9/1/2012	(85,000.00)
53150000	Contr Svc-Other	SG	100001060	9/1/2012	(5,000.00)
53150000	Contr Svc-Other	SG	100001060	9/1/2012	(50,000.00)
53150000	Contr Svc-Other	SG	100001060	9/1/2012	(62,000.00)
53150000	Contr Svc-Other	SG	100001060	9/1/2012	(20,000.00)
53150000	Contr Svc-Other	SG	100001067	9/1/2012	(9,888.75)
53150000	Contr Svc-Other	SG	100001159	9/1/2012	(10,418.14)
53151000	Contr Svc-Temp EE	SG	100001055	9/1/2012	(3,956.00)
53151000	Contr Svc-Temp EE	SG	100001056	9/1/2012	(1,674.78)
53151000	Contr Svc-Temp EE	SG	100001056	9/1/2012	(311.98)
53151000	Contr Svc-Temp EE	SG	100001056	9/1/2012	(2,501.40)
53151000	Contr Svc-Temp EE	SG	100001056	9/1/2012	(305.20)
53151000	Contr Svc-Temp EE	SG	100001056	9/1/2012	(641.20)
53155000	Contr Svc-Legal	SG	100001052	9/1/2012	(6,789.48)
53155000	Contr Svc-Legal	SG	100001052	9/1/2012	(11,696.60)
53155000	Contr Svc-Legal	SG	100001052	9/1/2012	(6,404.50)
53155000	Contr Svc-Legal	SG	100001052	9/1/2012	(379.00)
53155000	Contr Svc-Legal	SG	100001052	9/1/2012	(27,238.96)
53155000	Contr Svc-Legal	SG	100001052	9/1/2012	(11,317.90)
53155000	Contr Svc-Legal	SG	100001052	9/1/2012	(33.30)
55000000	Transportation (O&M)	SG	100001057	9/1/2012	(1,932.96)
55010100	Trans Lease Costs	SG	100001070	9/1/2012	(5.67)
55010200	Trans Lease Fuel	SG	100001073	9/1/2012	(7,993.26)
55010200	Trans Lease Fuel	SG	100001073	9/1/2012	(1,373.61)
55010200	Trans Lease Fuel	SG	100001073	9/1/2012	(110.00)
55010200	Trans Lease Fuel	SG	100001080	9/1/2012	(42,274.24)
55010200	Trans Lease Fuel	SG	100001080	9/1/2012	(7,830.30)
55010200	Trans Lease Fuel	SG	100001080	9/1/2012	(210.44)
55010200	Trans Lease Fuel	SG	100001081	9/1/2012	21,137.12
55010200	Trans Lease Fuel	SG	100001081	9/1/2012	3,915.15
55010200	Trans Lease Fuel	SG	100001081	9/1/2012	105.22
55010300	Trans Lease Maint	SG	100001072	9/1/2012	(1,791.19)
55010300	Trans Lease Maint	SG	100001074	9/1/2012	(915.71)
55010300	Trans Lease Maint	SG	100001080	9/1/2012	(22,122.84)
55010300	Trans Lease Maint	SG	100001080	9/1/2012	(4,924.08)
55010300	Trans Lease Maint	SG	100001080	9/1/2012	(746.32)
55010300	Trans Lease Maint	SG	100001081	9/1/2012	11,061.42
55010300	Trans Lease Maint	SG	100001081	9/1/2012	2,462.04

## Kentucky American Water Company

Case No. 2012-00520

Response to PSC DR1, Item 31

Account	Description	Doc Type	Document Number	Posting Date	Amount
55010300	Trans Lease Maint	SG	100001081	9/1/2012	373.16
62520700	Misc Main Pvg/Bckfill	SG	100001056	9/1/2012	(3,076.07)
62520700	Misc Main Pvg/Bckfill	SG	100001056	9/1/2012	(3,755.40)
68520000	Property Taxes	SH	9600000060	9/1/2012	341,933.42
68533000	FICA	PA	7000000049	9/1/2012	(143.66)
68533000	FICA	PA	7000000058	9/1/2012	57.00
68533000	FICA	PA	7000000058	9/1/2012	71.20
68533000	FICA	PA	7000000058	9/1/2012	38.96
68533000	FICA	PA	7000000058	9/1/2012	145.93
68533000	FICA	PA	7000000058	9/1/2012	75.66
68533000	FICA	PA	7000000058	9/1/2012	408.48
68533000	FICA	PA	7000000058	9/1/2012	102.64
68533000	FICA	PA	7000000058	9/1/2012	114.08
68533000	FICA	PA	7000000058	9/1/2012	10.60
68533000	FICA	PA	7000000058	9/1/2012	501.68
68533000	FICA	PA	7000000058	9/1/2012	101.36
68533000	FICA	PA	7000000058	9/1/2012	125.03
68533000	FICA	PA	7000000058	9/1/2012	372.71
68533000	FICA	PA	7000000058	9/1/2012	6.49
68533000	FICA	PA	7000000058	9/1/2012	266.45
68533000	FICA	PA	7000000058	9/1/2012	34.73
68533000	FICA	PA	7000000058	9/1/2012	28.34
68533000	FICA	PA	7000000058	9/1/2012	87.88
68533000	FICA	PA	7000000058	9/1/2012	41.10
68533000	FICA	PA	7000000058	9/1/2012	632.94
68533000	FICA	PA	7000000058	9/1/2012	827.25
68533000	FICA	PA	7000000058	9/1/2012	68.75
68533000	FICA	PA	7000000058	9/1/2012	48.59
68533000	FICA	PA	7000000058	9/1/2012	139.45
68533000	FICA	PA	7000000058	9/1/2012	114.41
68533000	FICA	PA	7000000058	9/1/2012	182.82
68533000	FICA	PA	7000000058	9/1/2012	258.99
68533000	FICA	PA	7000000058	9/1/2012	4.90
68533000	FICA	PA	7000000058	9/1/2012	96.78
68533000	FICA	PA	7000000058	9/1/2012	36.40
68533000	FICA	PA	7000000058	9/1/2012	30.28
68533000	FICA	PA	7000000058	9/1/2012	116.80
68533000	FICA	PA	7000000058	9/1/2012	35.85
68533000	FICA	PA	7000000058	9/1/2012	253.44
68533000	FICA	PA	7000000058	9/1/2012	156.14
68533000	FICA	PA	7000000058	9/1/2012	547.25
68533000	FICA	PA	7000000058	9/1/2012	79.55
68533000	FICA	PA	7000000058	9/1/2012	3,011.34
68533000	FICA	PA	7000000058	9/1/2012	118.81
68533000	FICA	PA	7000000058	9/1/2012	9.17
68533000	FICA	PA	7000000058	9/1/2012	3.05
68533000	FICA	PA	7000000058	9/1/2012	89.69
68533000	FICA	PA	7000000058	9/1/2012	97.45
68533000	FICA	PA	7000000058	9/1/2012	212.71
68533000	FICA	PA	7000000058	9/1/2012	3,546.74
68533000	FICA	PA	7000000058	9/1/2012	740.29
68533000	FICA	PA	7000000058	9/1/2012	13.80
68533000	FICA	PA	7000000058	9/1/2012	125.63

## Kentucky American Water Company

Case No. 2012-00520

Response to PSC DR1, Item 31

Account	Description	Doc Type	Document Number	Posting Date	Amount
68533000	FICA	PA	7000000058	9/1/2012	92.03
68533000	FICA	PA	7000000058	9/1/2012	640.75
68533000	FICA	PA	7000000058	9/1/2012	16.61
68533000	FICA	PA	7000000058	9/1/2012	35.19
68533000	FICA	PA	7000000058	9/1/2012	20.36
68533000	FICA	PA	7000000058	9/1/2012	833.65
68533000	FICA	PA	7000000058	9/1/2012	1.73
68533000	FICA	PA	7000000058	9/1/2012	440.36
68533000	FICA	PA	7000000058	9/1/2012	92.59
68533000	FICA	PA	7000000058	9/1/2012	210.68
68533000	FICA	PA	7000000058	9/1/2012	750.62
68533000	FICA	PA	7000000058	9/1/2012	351.20
68533000	FICA	PA	7000000058	9/1/2012	178.28
68533000	FICA	PA	7000000058	9/1/2012	504.58
68533000	FICA	PA	7000000058	9/1/2012	636.48
68533000	FICA	PA	7000000058	9/1/2012	104.03
68533000	FICA	PA	7000000058	9/1/2012	42.32
68533000	FICA	PA	7000000058	9/1/2012	170.77
68533000	FICA	PA	7000000058	9/1/2012	120.60
68533000	FICA	PA	7000000058	9/1/2012	1,450.18
68533000	FICA	PA	7000000058	9/1/2012	43.72
68533000	FICA	PA	7000000058	9/1/2012	319.72
68533000	FICA	PA	7000000058	9/1/2012	7.26
68533000	FICA	PA	7000000058	9/1/2012	39.14
68533000	FICA	PA	7000000058	9/1/2012	39.15
68533000	FICA	PA	7000000058	9/1/2012	50.40
68533000	FICA	PA	7000000058	9/1/2012	25.20
68533000	FICA	PA	7000000058	9/1/2012	37.80
68533000	FICA	PA	7000000030	9/1/2012	(47.73)
68533000	FICA	PA	7000000030	9/1/2012	(26.85)
68533000	FICA	PA	7000000030	9/1/2012	(39.14)
68533000	FICA	PA	7000000030	9/1/2012	(39.13)
68533000	FICA	PA	7000000030	9/1/2012	(75.54)
68533000	FICA	PA	7000000030	9/1/2012	(28.76)
68533000	FICA	PA	7000000030	9/1/2012	(78.59)
68533000	FICA	PA	7000000030	9/1/2012	(811.43)
68533000	FICA	PA	7000000030	9/1/2012	(423.79)
68533000	FICA	PA	7000000030	9/1/2012	(20.92)
68533000	FICA	PA	7000000030	9/1/2012	(8.91)
68533000	FICA	PA	7000000030	9/1/2012	(800.44)
68533000	FICA	PA	7000000030	9/1/2012	(146.95)
68533000	FICA	PA	7000000030	9/1/2012	(2.99)
68533000	FICA	PA	7000000030	9/1/2012	(48.20)
68533000	FICA	PA	7000000030	9/1/2012	(6.21)
68533000	FICA	PA	7000000030	9/1/2012	(69.90)
68533000	FICA	PA	7000000030	9/1/2012	(137.25)
68533000	FICA	PA	7000000030	9/1/2012	(133.46)
68533000	FICA	PA	7000000030	9/1/2012	(1,739.58)
68533000	FICA	PA	7000000030	9/1/2012	(2,702.72)
68533000	FICA	PA	7000000030	9/1/2012	(13.68)
68533000	FICA	PA	7000000030	9/1/2012	(13.68)
68533000	FICA	PA	7000000030	9/1/2012	(11.40)
68533000	FICA	PA	7000000030	9/1/2012	(34.66)

## Kentucky American Water Company

Case No. 2012-00520

Response to PSC DR1, Item 31

Account	Description	Doc Type	Document Number	Posting Date	Amount
68533000	FICA	PA	7000000030	9/1/2012	(17.37)
68533000	FICA	PA	7000000030	9/1/2012	(61.15)
68533000	FICA	PA	7000000030	9/1/2012	(477.67)
68533000	FICA	PA	7000000030	9/1/2012	(163.62)
68533000	FICA	PA	7000000030	9/1/2012	(18.20)
68533000	FICA	PA	7000000030	9/1/2012	(4,078.83)
68533000	FICA	PA	7000000030	9/1/2012	(356.90)
68533000	FICA	PA	7000000030	9/1/2012	(617.90)
68533000	FICA	PA	7000000030	9/1/2012	(708.52)
68533000	FICA	PA	7000000030	9/1/2012	(575.70)
68533000	FICA	PA	7000000030	9/1/2012	(390.24)
68533000	FICA	PA	7000000030	9/1/2012	(174.56)
68533000	FICA	PA	7000000030	9/1/2012	(341.57)
68533000	FICA	PA	7000000030	9/1/2012	(79.43)
68533000	FICA	PA	7000000030	9/1/2012	(38.05)
68533000	FICA	PA	7000000030	9/1/2012	(479.75)
68533000	FICA	PA	7000000030	9/1/2012	(1,055.43)
68533000	FICA	PA	7000000030	9/1/2012	(5.34)
68533000	FICA	PA	7000000030	9/1/2012	(59.90)
68533000	FICA	PA	7000000030	9/1/2012	(178.03)
68533000	FICA	PA	7000000030	9/1/2012	(260.83)
68533000	FICA	PA	7000000030	9/1/2012	(430.44)
68533000	FICA	PA	7000000030	9/1/2012	(203.36)
68533000	FICA	PA	7000000030	9/1/2012	(71.57)
68533000	FICA	PA	7000000030	9/1/2012	(279.70)
68533000	FICA	PA	7000000030	9/1/2012	(782.08)
68533000	FICA	PA	7000000030	9/1/2012	(63.53)
68533000	FICA	PA	7000000030	9/1/2012	(80.34)
68533000	FICA	PA	7000000030	9/1/2012	(79.70)
68533000	FICA	PA	7000000030	9/1/2012	(39.85)
68533000	FICA	PA	7000000030	9/1/2012	(39.85)
68533000	FICA	PA	7000000030	9/1/2012	(68.84)
68533000	FICA	PA	7000000030	9/1/2012	(527.92)
68533000	FICA	PA	7000000030	9/1/2012	(47.58)
68533000	FICA	PA	7000000030	9/1/2012	(144.45)
68533000	FICA	PA	7000000030	9/1/2012	(205.76)
68533000	FICA	PA	7000000030	9/1/2012	(92.67)
68533000	FICA	PA	7000000030	9/1/2012	(111.00)
68533000	FICA	PA	7000000030	9/1/2012	(59.89)
68533000	FICA	PA	7000000030	9/1/2012	(65.99)
68533000	FICA	PA	7000000030	9/1/2012	(25.63)
68533000	FICA	PA	7000000030	9/1/2012	(46.54)
68533000	FICA	PA	7000000030	9/1/2012	(78.87)
68533000	FICA	PA	7000000030	9/1/2012	(5.33)
68533000	FICA	PA	7000000030	9/1/2012	(56.76)
68533000	FICA	PA	7000000030	9/1/2012	(66.17)
68533000	FICA	PA	7000000030	9/1/2012	(19.61)
68533000	FICA	PA	7000000030	9/1/2012	(5.18)
68533000	FICA	PA	7000000030	9/1/2012	(67.96)
68533000	FICA	PA	7000000030	9/1/2012	(18.04)
68533000	FICA	PA	7000000030	9/1/2012	(89.64)
68533000	FICA	PA	7000000030	9/1/2012	(67.29)
68535000	SUTA	PA	7000000058	9/1/2012	8.05

## Kentucky American Water Company

Case No. 2012-00520

Response to PSC DR1, Item 31

Account	Description	Doc Type	Document Number	Posting Date	Amount
68535000	SUTA	PA	7000000058	9/1/2012	8.07
68535000	SUTA	PA	7000000058	9/1/2012	5.70
68535000	SUTA	PA	7000000058	9/1/2012	35.49
68535000	SUTA	PA	7000000058	9/1/2012	29.67
68535000	SUTA	PA	7000000030	9/1/2012	(46.70)
68535000	SUTA	PA	7000000030	9/1/2012	(35.66)
68535000	SUTA	PA	7000000030	9/1/2012	(52.33)
68545000	Utility Reg Assessme	SH	9600000059	9/1/2012	12,177.99
71521000	M&J Expenses	SG	100001056	9/1/2012	(238.25)
81020000	Div Decl P/S w/ MRR	SG	100001066	9/1/2012	(94,228.75)
82015000	Amort Dbt Dsc&Ex I/C	SA	100001237	9/1/2012	(77.75)
86031000	Div Dec Pref Stk	SG	100001066	9/1/2012	94,228.75
52548000	Heating Oil/Gas	ZN	5000001040	9/3/2012	319.22
52548000	Heating Oil/Gas	ZN	5000001040	9/3/2012	64.30
55730000	Ins Other	SA	100001098	9/3/2012	538.90
40111000	Res Sales Billed	ZA	9400000347	9/4/2012	(8.43)
40111000	Res Sales Billed	ZA	9400000347	9/4/2012	(113.16)
40111000	Res Sales Billed	ZA	9400000347	9/4/2012	(171,166.28)
40121000	Com Sales Billed	ZA	9400000347	9/4/2012	(155,686.65)
40145000	Priv Fire Billed	ZA	9400000347	9/4/2012	(9,282.81)
40151000	Publ Auth Billed	ZA	9400000347	9/4/2012	(5,838.70)
40161050	Sls/Rsle Billed I/C	SA	100000894	9/4/2012	(820.80)
40161050	Sls/Rsle Billed I/C	SA	100000894	9/4/2012	(1,492.63)
40310400	OthRev-NSF Ck Chrg	ZA	9400000347	9/4/2012	(12.00)
40310400	OthRev-NSF Ck Chrg	ZA	9400000347	9/4/2012	(144.00)
40310500	OthRev-Appl/InitFee	ZA	9400000347	9/4/2012	(3,978.00)
40310700	OthRev-Reconnct Fee	ZA	9400000347	9/4/2012	(650.00)
51015000	Purchased Water I/C	SA	100000894	9/4/2012	820.80
51015000	Purchased Water I/C	SA	100000894	9/4/2012	1,492.63
52000000	M&S Expense (O&M)	WA	5000000988	9/4/2012	61.84
52000000	M&S Expense (O&M)	WA	5000000988	9/4/2012	3,532.98
52000000	M&S Expense (O&M)	WA	5000000990	9/4/2012	(61.84)
52000000	M&S Expense (O&M)	WA	5000000990	9/4/2012	(3,534.00)
52000000	M&S Expense (O&M)	KR	5000001000	9/4/2012	3,975.00
52000000	M&S Expense (O&M)	KR	5000001000	9/4/2012	3,975.00
52000000	M&S Expense (O&M)	KR	5000001000	9/4/2012	429.43
52500000	Misc Expense (O&M)	KR	5000001001	9/4/2012	307.22
52500000	Misc Expense (O&M)	KR	5000001001	9/4/2012	221.81
52500000	Misc Expense (O&M)	KR	5000001001	9/4/2012	183.74
52500000	Misc Expense (O&M)	KR	5000001001	9/4/2012	108.63
52500000	Misc Expense (O&M)	KR	5000001001	9/4/2012	35.27
52578000	Trash Removal	KR	5000000999	9/4/2012	273.33
52583000	Water & WW	KR	5000001003	9/4/2012	14.39
53150000	Contr Svc-Other	KR	5000000997	9/4/2012	1,207.02
53150000	Contr Svc-Other	KR	5000000998	9/4/2012	83.45
53150000	Contr Svc-Other	KR	5000001002	9/4/2012	5,933.25
57010000	Uncoll Accts Exp	ZA	9400000347	9/4/2012	(112.04)
40111000	Res Sales Billed	ZA	9400000350	9/5/2012	(9.62)
40111000	Res Sales Billed	ZA	9400000350	9/5/2012	(32.75)
40111000	Res Sales Billed	ZA	9400000350	9/5/2012	(43.61)
40111000	Res Sales Billed	ZA	9400000350	9/5/2012	(13,610.05)
40121000	Com Sales Billed	ZA	9400000350	9/5/2012	(1,902.29)
40161050	Sls/Rsle Billed I/C	SA	100000900	9/5/2012	820.80

## Kentucky American Water Company

Case No. 2012-00520

Response to PSC DR1, Item 31

Account	Description	Doc Type	Document Number	Posting Date	Amount
40161050	Sls/Rsle Billed I/C	SA	100000900	9/5/2012	1,492.63
40310400	OthRev-NSF Ck Chrg	ZA	9400000350	9/5/2012	(24.00)
40310500	OthRev-Appl/InitFee	ZA	9400000350	9/5/2012	26.00
40310500	OthRev-Appl/InitFee	ZA	9400000350	9/5/2012	(78.00)
40310600	OthRev-Usage Data	SA	100000903	9/5/2012	(1,435.00)
40319900	OthRev-Misc Svc	SA	100000903	9/5/2012	(200.00)
50100000	Labor Expense	DR	4000001202	9/5/2012	(797.53)
51015000	Purchased Water I/C	SA	100000900	9/5/2012	(820.80)
51015000	Purchased Water I/C	SA	100000900	9/5/2012	(1,492.63)
51110000	Waste Disposal	ZN	5000001005	9/5/2012	1,164.03
51110000	Waste Disposal	ZN	5000001005	9/5/2012	1,460.16
51510000	Purchased Power	ZN	5000001005	9/5/2012	201,482.62
51510000	Purchased Power	ZN	5000001005	9/5/2012	65.39
51510000	Purchased Power	ZN	5000001005	9/5/2012	805.61
51510000	Purchased Power	ZN	5000001005	9/5/2012	3,349.19
51510000	Purchased Power	ZN	5000001005	9/5/2012	2,508.32
51510000	Purchased Power	ZN	5000001005	9/5/2012	920.82
51510000	Purchased Power	ZN	5000001005	9/5/2012	864.00
51510000	Purchased Power	ZN	5000001005	9/5/2012	5,377.29
51510000	Purchased Power	ZN	5000001005	9/5/2012	323.70
52000000	M&S Expense (O&M)	WA	5000001010	9/5/2012	71.71
52000000	M&S Expense (O&M)	WA	5000001010	9/5/2012	85.95
52500000	Misc Expense (O&M)	WE	5000001004	9/5/2012	40.88
52532000	Electricity	ZN	5000001005	9/5/2012	37.42
52532000	Electricity	ZN	5000001005	9/5/2012	21.58
52532000	Electricity	ZN	5000001005	9/5/2012	43.62
52532000	Electricity	ZN	5000001005	9/5/2012	108.56
52532000	Electricity	ZN	5000001005	9/5/2012	31.34
52532000	Electricity	ZN	5000001005	9/5/2012	518.81
52532000	Electricity	ZN	5000001005	9/5/2012	6,720.62
52532000	Electricity	ZN	5000001005	9/5/2012	29.14
52532000	Electricity	ZN	5000001005	9/5/2012	1,337.43
52548000	Heating Oil/Gas	ZN	5000001005	9/5/2012	280.19
52548000	Heating Oil/Gas	ZN	5000001005	9/5/2012	513.66
52548000	Heating Oil/Gas	ZN	5000001005	9/5/2012	78.33
52550000	Janitorial	ZF	5000001007	9/5/2012	5,403.33
52562000	Office Supplies	WE	5000001004	9/5/2012	13.61
52562000	Office Supplies	WE	5000001009	9/5/2012	42.36
52562000	Office Supplies	WE	5000001009	9/5/2012	19.65
52562000	Office Supplies	WE	5000001009	9/5/2012	7.31
52574000	Telephone	ZC	9400000349	9/5/2012	0.76
52574000	Telephone	ZC	9400000349	9/5/2012	7.12
52574000	Telephone	ZC	9400000349	9/5/2012	25.73
52574000	Telephone	ZC	9400000349	9/5/2012	43.90
52574000	Telephone	ZC	9400000349	9/5/2012	98.00
52574100	Cell Phone	ZC	9400000349	9/5/2012	45.90
52574100	Cell Phone	ZC	9400000349	9/5/2012	64.05
52574100	Cell Phone	ZC	9400000349	9/5/2012	69.46
52574100	Cell Phone	ZC	9400000349	9/5/2012	70.17
52574100	Cell Phone	ZC	9400000349	9/5/2012	74.76
52574100	Cell Phone	ZC	9400000349	9/5/2012	76.08
52574100	Cell Phone	ZC	9400000349	9/5/2012	94.23
52574100	Cell Phone	ZC	9400000349	9/5/2012	121.54

## Kentucky American Water Company

Case No. 2012-00520

Response to PSC DR1, Item 31

Account	Description	Doc Type	Document Number	Posting Date	Amount
52574100	Cell Phone	ZC	9400000349	9/5/2012	177.99
52574100	Cell Phone	ZC	9400000349	9/5/2012	251.37
52574100	Cell Phone	ZC	9400000349	9/5/2012	273.81
52574100	Cell Phone	ZC	9400000349	9/5/2012	335.95
52574100	Cell Phone	ZC	9400000349	9/5/2012	411.96
52574100	Cell Phone	ZC	9400000349	9/5/2012	472.61
52574100	Cell Phone	ZC	9400000349	9/5/2012	1,086.03
52574100	Cell Phone	ZC	9400000349	9/5/2012	2,051.52
52578000	Trash Removal	KR	5000001021	9/5/2012	247.89
57010000	Uncoll Accts Exp	ZA	9400000350	9/5/2012	(293.50)
40111000	Res Sales Billed	ZA	9400000351	9/6/2012	(26,204.56)
40111000	Res Sales Billed	ZA	9400000351	9/6/2012	(376.53)
40111000	Res Sales Billed	ZA	9400000351	9/6/2012	(258,396.54)
40121000	Com Sales Billed	ZA	9400000351	9/6/2012	(933.73)
40121000	Com Sales Billed	ZA	9400000351	9/6/2012	(103,069.41)
40145000	Priv Fire Billed	ZA	9400000351	9/6/2012	(92,571.38)
40151000	Publ Auth Billed	ZA	9400000351	9/6/2012	(7,552.42)
40161000	Sls/Rsle Billed	ZA	9400000351	9/6/2012	(16,317.08)
40211000	Dom WW Svc Billed	ZA	9400000351	9/6/2012	(4.94)
40211000	Dom WW Svc Billed	ZA	9400000351	9/6/2012	(19.21)
40310400	OthRev-NSF Ck Chrg	ZA	9400000351	9/6/2012	(300.00)
40310500	OthRev-Appl/InitFee	ZA	9400000351	9/6/2012	(52.00)
40310500	OthRev-Appl/InitFee	ZA	9400000351	9/6/2012	(338.00)
40310500	OthRev-Appl/InitFee	ZA	9400000351	9/6/2012	(5,096.00)
40310700	OthRev-Reconnct Fee	ZA	9400000351	9/6/2012	(1,404.00)
40319900	OthRev-Misc Svc	DR	4000001259	9/6/2012	(1,634.00)
40319900	OthRev-Misc Svc	DR	4000001266	9/6/2012	(2,451.00)
40319900	OthRev-Misc Svc	DR	4000001285	9/6/2012	(10,210.00)
40319900	OthRev-Misc Svc	DR	4000001294	9/6/2012	(3,536.00)
40319900	OthRev-Misc Svc	DR	4000001294	9/6/2012	(3,536.00)
40319900	OthRev-Misc Svc	DR	4000001300	9/6/2012	(817.00)
40319900	OthRev-Misc Svc	DR	4000001305	9/6/2012	(817.00)
40319900	OthRev-Misc Svc	DR	4000001308	9/6/2012	(3,268.00)
40319900	OthRev-Misc Svc	DR	4000001313	9/6/2012	(817.00)
40319900	OthRev-Misc Svc	DR	4000001323	9/6/2012	(1,569.00)
40319900	OthRev-Misc Svc	DR	4000001327	9/6/2012	(817.00)
40319900	OthRev-Misc Svc	DR	4000001331	9/6/2012	(3,536.00)
40319900	OthRev-Misc Svc	DR	4000001336	9/6/2012	(21,216.00)
50100000	Labor Expense	DR	4000001318	9/6/2012	(310.42)
52000000	M&S Expense (O&M)	WA	5000001022	9/6/2012	76.15
52000000	M&S Expense (O&M)	WA	5000001022	9/6/2012	123.67
52000000	M&S Expense (O&M)	WA	5000001045	9/6/2012	(205.53)
52000000	M&S Expense (O&M)	WA	5000001045	9/6/2012	(71.32)
52000000	M&S Expense (O&M)	WA	5000001045	9/6/2012	(86.77)
52000000	M&S Expense (O&M)	WA	5000001045	9/6/2012	(256.95)
52000000	M&S Expense (O&M)	WA	5000001045	9/6/2012	(81.33)
52000000	M&S Expense (O&M)	WA	5000001045	9/6/2012	(267.78)
52000000	M&S Expense (O&M)	WA	5000001045	9/6/2012	(71.71)
52546000	Grounds Keeping	KR	5000001034	9/6/2012	444.14
52546000	Grounds Keeping	KR	5000001034	9/6/2012	53.00
52546000	Grounds Keeping	KR	5000001034	9/6/2012	21.20
52546000	Grounds Keeping	KR	5000001036	9/6/2012	53.00
52546000	Grounds Keeping	KR	5000001036	9/6/2012	53.00

## Kentucky American Water Company

Case No. 2012-00520

Response to PSC DR1, Item 31

Account	Description	Doc Type	Document Number	Posting Date	Amount
52546000	Grounds Keeping	KR	5000001037	9/6/2012	106.00
52574000	Telephone	ZC	9400000348	9/6/2012	53.40
52574100	Cell Phone	ZC	9400000348	9/6/2012	102.60
52578000	Trash Removal	KR	5000001049	9/6/2012	104.48
53150000	Contr Svc-Other	KR	5000001023	9/6/2012	345.56
53150000	Contr Svc-Other	KR	5000001023	9/6/2012	22.26
53150000	Contr Svc-Other	WE	5000001024	9/6/2012	52,125.00
53150000	Contr Svc-Other	KR	5000001029	9/6/2012	468.76
53150000	Contr Svc-Other	KR	5000001030	9/6/2012	25.65
53150000	Contr Svc-Other	KR	5000001031	9/6/2012	562.86
53150000	Contr Svc-Other	KR	5000001032	9/6/2012	482.30
53150000	Contr Svc-Other	KR	5000001033	9/6/2012	718.98
53150000	Contr Svc-Other	KR	5000001035	9/6/2012	690.06
53150000	Contr Svc-Other	KR	5000001048	9/6/2012	784.40
57010000	Uncoll Accts Exp	ZA	9400000351	9/6/2012	(19.37)
57010000	Uncoll Accts Exp	ZA	9400000351	9/6/2012	(215.64)
40111000	Res Sales Billed	ZA	9400000352	9/7/2012	(188,116.58)
40111000	Res Sales Billed	ZA	9400000352	9/7/2012	(12,491.23)
40111000	Res Sales Billed	ZA	9400000352	9/7/2012	(14,558.40)
40121000	Com Sales Billed	ZA	9400000352	9/7/2012	(208,923.10)
40121000	Com Sales Billed	ZA	9400000352	9/7/2012	(946.04)
40121000	Com Sales Billed	ZA	9400000352	9/7/2012	(6,486.44)
40131000	Ind Sales Billed	ZA	9400000352	9/7/2012	(31,104.57)
40131000	Ind Sales Billed	ZA	9400000352	9/7/2012	(396.51)
40145000	Priv Fire Billed	ZA	9400000352	9/7/2012	(4,476.23)
40151000	Publ Auth Billed	ZA	9400000352	9/7/2012	(152,007.08)
40151000	Publ Auth Billed	ZA	9400000352	9/7/2012	(243.00)
40161000	Sls/Rsle Billed	ZA	9400000352	9/7/2012	(32,583.50)
40211000	Dom WW Svc Billed	ZA	9400000352	9/7/2012	(15,131.87)
40221000	Com WW Svc Billed	ZA	9400000352	9/7/2012	(7,879.98)
40251000	PubAuth WW Billed	ZA	9400000352	9/7/2012	(301.40)
40310400	OthRev-NSF Ck Chrg	ZA	9400000352	9/7/2012	(156.00)
40310500	OthRev-Appl/InitFee	ZA	9400000352	9/7/2012	(3,198.00)
40310500	OthRev-Appl/InitFee	ZA	9400000352	9/7/2012	(26.00)
40310500	OthRev-Appl/InitFee	ZA	9400000352	9/7/2012	(78.00)
40310500	OthRev-Appl/InitFee	ZA	9400000352	9/7/2012	(364.00)
40310700	OthRev-Reconnct Fee	ZA	9400000352	9/7/2012	(1,560.00)
40310700	OthRev-Reconnct Fee	ZA	9400000352	9/7/2012	(260.00)
40319900	OthRev-Misc Svc	DR	4000001271	9/7/2012	(8,170.00)
40319900	OthRev-Misc Svc	DR	4000001276	9/7/2012	(817.00)
40319900	OthRev-Misc Svc	DR	4000001341	9/7/2012	(817.00)
40319900	OthRev-Misc Svc	DR	4000001347	9/7/2012	(2,541.00)
50100000	Labor Expense	PA	7000000045	9/7/2012	170.32
50100000	Labor Expense	PA	7000000045	9/7/2012	226.95
50100000	Labor Expense	PA	7000000045	9/7/2012	1,198.88
50100000	Labor Expense	PA	7000000045	9/7/2012	18,901.97
50100000	Labor Expense	PA	7000000045	9/7/2012	37,984.22
50100000	Labor Expense	PA	7000000045	9/7/2012	1,608.00
50100000	Labor Expense	PA	7000000045	9/7/2012	254.96
50100000	Labor Expense	PA	7000000045	9/7/2012	41.62
50100000	Labor Expense	PA	7000000045	9/7/2012	388.16
50100000	Labor Expense	PA	7000000045	9/7/2012	192.96
50100000	Labor Expense	PA	7000000045	9/7/2012	124.86



## Kentucky American Water Company

Case No. 2012-00520

Response to PSC DR1, Item 31

Account	Description	Doc Type	Document Number	Posting Date	Amount
50100000	Labor Expense	PA	7000000045	9/7/2012	86.48
50100000	Labor Expense	PA	7000000045	9/7/2012	1,488.75
50100000	Labor Expense	PA	7000000045	9/7/2012	778.95
50100000	Labor Expense	PA	7000000045	9/7/2012	18.41
50100000	Labor Expense	PA	7000000045	9/7/2012	3,509.76
50100000	Labor Expense	PA	7000000045	9/7/2012	2,146.81
50100000	Labor Expense	PA	7000000045	9/7/2012	1,557.63
50100000	Labor Expense	PA	7000000045	9/7/2012	1,296.00
50100000	Labor Expense	PA	7000000045	9/7/2012	1,036.80
50100000	Labor Expense	PA	7000000045	9/7/2012	5,104.33
50100000	Labor Expense	PA	7000000045	9/7/2012	1,988.72
50100000	Labor Expense	PA	7000000045	9/7/2012	9,563.23
50100000	Labor Expense	PA	7000000045	9/7/2012	1,378.83
50100000	Labor Expense	PA	7000000045	9/7/2012	1,761.73
50100000	Labor Expense	PA	7000000045	9/7/2012	69.21
50100000	Labor Expense	PA	7000000045	9/7/2012	991.08
50100000	Labor Expense	PA	7000000045	9/7/2012	86.32
50100000	Labor Expense	PA	7000000045	9/7/2012	6,607.80
50100000	Labor Expense	PA	7000000045	9/7/2012	744.06
50100000	Labor Expense	PA	7000000045	9/7/2012	115.36
50100000	Labor Expense	PA	7000000045	9/7/2012	5,935.30
50100000	Labor Expense	PA	7000000045	9/7/2012	670.83
50100000	Labor Expense	PA	7000000045	9/7/2012	2,356.48
50100000	Labor Expense	PA	7000000045	9/7/2012	2,222.35
50100000	Labor Expense	PA	7000000045	9/7/2012	878.40
50100000	Labor Expense	PA	7000000045	9/7/2012	1,317.60
50100000	Labor Expense	PA	7000000045	9/7/2012	213.72
50100000	Labor Expense	PA	7000000045	9/7/2012	432.47
50100000	Labor Expense	PA	7000000045	9/7/2012	831.77
50100000	Labor Expense	PA	7000000045	9/7/2012	885.50
50100000	Labor Expense	PA	7000000045	9/7/2012	9,364.88
50100000	Labor Expense	PA	7000000045	9/7/2012	6,449.77
50100000	Labor Expense	PA	7000000045	9/7/2012	2,469.40
50100000	Labor Expense	PA	7000000045	9/7/2012	1,872.08
50100000	Labor Expense	PA	7000000045	9/7/2012	3,624.13
50100000	Labor Expense	PA	7000000045	9/7/2012	641.76
50100000	Labor Expense	PA	7000000045	9/7/2012	240.66
50100000	Labor Expense	PA	7000000045	9/7/2012	962.64
50100000	Labor Expense	PA	7000000045	9/7/2012	1,258.42
50100000	Labor Expense	PA	7000000045	9/7/2012	1,278.37
50100000	Labor Expense	PA	7000000045	9/7/2012	285.39
50100000	Labor Expense	PA	7000000045	9/7/2012	3,047.60
50100000	Labor Expense	PA	7000000045	9/7/2012	12,786.74
50100000	Labor Expense	PA	7000000045	9/7/2012	10,644.17
50100000	Labor Expense	PA	7000000045	9/7/2012	1,160.64
50100000	Labor Expense	PA	7000000045	9/7/2012	761.67
50100000	Labor Expense	PA	7000000045	9/7/2012	872.64
50100000	Labor Expense	PA	7000000045	9/7/2012	786.24
50100000	Labor Expense	PA	7000000045	9/7/2012	2,018.34
50100000	Labor Expense	PA	7000000045	9/7/2012	6,093.36
50100000	Labor Expense	PA	7000000045	9/7/2012	2,773.32
50100000	Labor Expense	PA	7000000045	9/7/2012	109.40
50100000	Labor Expense	PA	7000000045	9/7/2012	6,539.94

## Kentucky American Water Company

Case No. 2012-00520

Response to PSC DR1, Item 31

Account	Description	Doc Type	Document Number	Posting Date	Amount
50100000	Labor Expense	PA	7000000045	9/7/2012	1,516.80
50100000	Labor Expense	PA	7000000045	9/7/2012	41,278.94
50100000	Labor Expense	PA	7000000045	9/7/2012	2,892.11
50100000	Labor Expense	PA	7000000045	9/7/2012	863.31
50100000	Labor Expense	PA	7000000045	9/7/2012	12,532.50
50100000	Labor Expense	PA	7000000045	9/7/2012	865.96
50100000	Labor Expense	PA	7000000045	9/7/2012	7,700.14
50100000	Labor Expense	PA	7000000045	9/7/2012	3,851.97
50100000	Labor Expense	PA	7000000045	9/7/2012	54.70
50100000	Labor Expense	PA	7000000045	9/7/2012	1,869.04
50100000	Labor Expense	PA	7000000046	9/7/2012	1,884.80
50100000	Labor Expense	PA	7000000046	9/7/2012	1,754.46
50100000	Labor Expense	PA	7000000046	9/7/2012	844.74
50110000	Labor NS OT -Natural	PA	7000000045	9/7/2012	35.03
50110000	Labor NS OT -Natural	PA	7000000045	9/7/2012	36.26
50110000	Labor NS OT -Natural	PA	7000000045	9/7/2012	460.48
50110000	Labor NS OT -Natural	PA	7000000045	9/7/2012	157.29
50110000	Labor NS OT -Natural	PA	7000000045	9/7/2012	702.81
50110000	Labor NS OT -Natural	PA	7000000045	9/7/2012	1,409.58
50110000	Labor NS OT -Natural	PA	7000000045	9/7/2012	1,090.65
50110000	Labor NS OT -Natural	PA	7000000045	9/7/2012	202.35
50110000	Labor NS OT -Natural	PA	7000000045	9/7/2012	2,157.47
50110000	Labor NS OT -Natural	PA	7000000045	9/7/2012	140.08
50110000	Labor NS OT -Natural	PA	7000000045	9/7/2012	1,199.37
50110000	Labor NS OT -Natural	PA	7000000045	9/7/2012	1,178.45
50110000	Labor NS OT -Natural	PA	7000000045	9/7/2012	600.15
50110000	Labor NS OT -Natural	PA	7000000045	9/7/2012	795.03
50110000	Labor NS OT -Natural	PA	7000000045	9/7/2012	171.12
50110000	Labor NS OT -Natural	PA	7000000045	9/7/2012	1,369.29
50110000	Labor NS OT -Natural	PA	7000000045	9/7/2012	36.26
50110000	Labor NS OT -Natural	PA	7000000045	9/7/2012	380.73
50110000	Labor NS OT -Natural	PA	7000000045	9/7/2012	37.19
50110000	Labor NS OT -Natural	PA	7000000045	9/7/2012	1,298.18
50110000	Labor NS OT -Natural	PA	7000000045	9/7/2012	444.79
50110000	Labor NS OT -Natural	PA	7000000045	9/7/2012	8,306.97
50110000	Labor NS OT -Natural	PA	7000000045	9/7/2012	161.48
50110000	Labor NS OT -Natural	PA	7000000045	9/7/2012	533.28
50110000	Labor NS OT -Natural	PA	7000000045	9/7/2012	176.23
50110000	Labor NS OT -Natural	PA	7000000045	9/7/2012	3,830.86
50110000	Labor NS OT -Natural	PA	7000000045	9/7/2012	1,649.40
50110000	Labor NS OT -Natural	PA	7000000045	9/7/2012	173.06
50110000	Labor NS OT -Natural	PA	7000000046	9/7/2012	141.36
50120000	Labor OT - Natural	PA	7000000045	9/7/2012	4.48
50421000	401k Expense	PA	7000000045	9/7/2012	2.43
50421000	401k Expense	PA	7000000045	9/7/2012	2.16
50421000	401k Expense	PA	7000000045	9/7/2012	41.15
50421000	401k Expense	PA	7000000045	9/7/2012	0.54
50421000	401k Expense	PA	7000000045	9/7/2012	1.62
50421000	401k Expense	PA	7000000045	9/7/2012	31.11
50421000	401k Expense	PA	7000000045	9/7/2012	314.68
50421000	401k Expense	PA	7000000045	9/7/2012	29.04
50421000	401k Expense	PA	7000000045	9/7/2012	18.08
50421000	401k Expense	PA	7000000045	9/7/2012	64.24

## Kentucky American Water Company

Case No. 2012-00520

Response to PSC DR1, Item 31

Account	Description	Doc Type	Document Number	Posting Date	Amount
50421000	401k Expense	PA	7000000045	9/7/2012	388.71
50421000	401k Expense	PA	7000000045	9/7/2012	805.78
50421000	401k Expense	PA	7000000045	9/7/2012	31.18
50421000	401k Expense	PA	7000000045	9/7/2012	21.12
50421000	401k Expense	PA	7000000045	9/7/2012	2.16
50421000	401k Expense	PA	7000000045	9/7/2012	23.90
50421000	401k Expense	PA	7000000045	9/7/2012	4.63
50421000	401k Expense	PA	7000000045	9/7/2012	87.76
50421000	401k Expense	PA	7000000045	9/7/2012	78.62
50421000	401k Expense	PA	7000000045	9/7/2012	15.05
50421000	401k Expense	PA	7000000045	9/7/2012	14.58
50421000	401k Expense	PA	7000000045	9/7/2012	25.70
50421000	401k Expense	PA	7000000045	9/7/2012	99.59
50421000	401k Expense	PA	7000000045	9/7/2012	20.10
50421000	401k Expense	PA	7000000045	9/7/2012	0.64
50421000	401k Expense	PA	7000000045	9/7/2012	2.58
50421000	401k Expense	PA	7000000045	9/7/2012	241.55
50421000	401k Expense	PA	7000000045	9/7/2012	57.23
50421000	401k Expense	PA	7000000045	9/7/2012	27.02
50421000	401k Expense	PA	7000000045	9/7/2012	22.78
50421000	401k Expense	PA	7000000045	9/7/2012	25.68
50421000	401k Expense	PA	7000000045	9/7/2012	9.63
50421000	401k Expense	PA	7000000045	9/7/2012	38.47
50421000	401k Expense	PA	7000000045	9/7/2012	7.22
50421000	401k Expense	PA	7000000045	9/7/2012	15.97
50421000	401k Expense	PA	7000000045	9/7/2012	20.81
50421000	401k Expense	PA	7000000045	9/7/2012	162.83
50421000	401k Expense	PA	7000000045	9/7/2012	87.03
50421000	401k Expense	PA	7000000045	9/7/2012	17.26
50421000	401k Expense	PA	7000000045	9/7/2012	341.99
50421000	401k Expense	PA	7000000045	9/7/2012	32.12
50421000	401k Expense	PA	7000000045	9/7/2012	26.92
50421000	401k Expense	PA	7000000045	9/7/2012	188.66
50421000	401k Expense	PA	7000000045	9/7/2012	178.45
50421000	401k Expense	PA	7000000045	9/7/2012	34.96
50421000	401k Expense	PA	7000000045	9/7/2012	1.30
50421000	401k Expense	PA	7000000045	9/7/2012	60.42
50421000	401k Expense	PA	7000000045	9/7/2012	34.36
50421000	401k Expense	PA	7000000045	9/7/2012	54.22
50421000	401k Expense	PA	7000000045	9/7/2012	348.49
50421000	401k Expense	PA	7000000045	9/7/2012	8.02
50421000	401k Expense	PA	7000000045	9/7/2012	10.16
50421000	401k Expense	PA	7000000045	9/7/2012	10.08
50421000	401k Expense	PA	7000000045	9/7/2012	62.35
50421000	401k Expense	PA	7000000045	9/7/2012	32.95
50421000	401k Expense	PA	7000000045	9/7/2012	21.96
50421000	401k Expense	PA	7000000045	9/7/2012	18.33
50421000	401k Expense	PA	7000000045	9/7/2012	39.01
50421000	401k Expense	PA	7000000045	9/7/2012	729.94
50421000	401k Expense	PA	7000000045	9/7/2012	125.78
50421000	401k Expense	PA	7000000045	9/7/2012	48.74
50421000	401k Expense	PA	7000000045	9/7/2012	183.19
50421000	401k Expense	PA	7000000045	9/7/2012	39.90

Kentucky American Water Company

Case No. 2012-00520

Response to PSC DR1, Item 31

Account	Description	Doc Type	Document Number	Posting Date	Amount
50421000	401k Expense	PA	7000000045	9/7/2012	19.02
50421000	401k Expense	PA	7000000045	9/7/2012	32.40
50421000	401k Expense	PA	7000000045	9/7/2012	25.92
50421000	401k Expense	PA	7000000045	9/7/2012	33.35
50421000	401k Expense	PA	7000000046	9/7/2012	70.18
50421000	401k Expense	PA	7000000046	9/7/2012	33.79
50422000	DCP Expense	PA	7000000045	9/7/2012	100.97
50422000	DCP Expense	PA	7000000045	9/7/2012	18.89
50422000	DCP Expense	PA	7000000045	9/7/2012	10.84
50422000	DCP Expense	PA	7000000045	9/7/2012	35.51
50422000	DCP Expense	PA	7000000045	9/7/2012	10.13
50422000	DCP Expense	PA	7000000045	9/7/2012	307.29
50422000	DCP Expense	PA	7000000045	9/7/2012	40.60
50422000	DCP Expense	PA	7000000045	9/7/2012	309.90
50422000	DCP Expense	PA	7000000045	9/7/2012	23.70
50422000	DCP Expense	PA	7000000045	9/7/2012	44.51
50422000	DCP Expense	PA	7000000045	9/7/2012	84.44
50422000	DCP Expense	PA	7000000045	9/7/2012	25.20
50422000	DCP Expense	PA	7000000045	9/7/2012	3.38
50422000	DCP Expense	PA	7000000045	9/7/2012	390.92
50422000	DCP Expense	PA	7000000045	9/7/2012	166.94
50422000	DCP Expense	PA	7000000045	9/7/2012	40.90
50422000	DCP Expense	PA	7000000045	9/7/2012	1,076.75
50422000	DCP Expense	PA	7000000045	9/7/2012	37.24
50422000	DCP Expense	PA	7000000045	9/7/2012	355.64
50422000	DCP Expense	PA	7000000045	9/7/2012	403.55
50422000	DCP Expense	PA	7000000045	9/7/2012	376.39
50422000	DCP Expense	PA	7000000045	9/7/2012	0.97
50422000	DCP Expense	PA	7000000045	9/7/2012	60.54
50422000	DCP Expense	PA	7000000045	9/7/2012	1,144.27
50422000	DCP Expense	PA	7000000045	9/7/2012	6.03
50422000	DCP Expense	PA	7000000045	9/7/2012	37.92
50422000	DCP Expense	PA	7000000045	9/7/2012	57.33
50422000	DCP Expense	PA	7000000045	9/7/2012	142.46
50422000	DCP Expense	PA	7000000045	9/7/2012	3.63
50422000	DCP Expense	PA	7000000045	9/7/2012	26.44
50422000	DCP Expense	PA	7000000045	9/7/2012	4.72
50422000	DCP Expense	PA	7000000045	9/7/2012	211.22
50422000	DCP Expense	PA	7000000045	9/7/2012	192.19
50422000	DCP Expense	PA	7000000045	9/7/2012	10.15
50422000	DCP Expense	PA	7000000045	9/7/2012	29.98
50422000	DCP Expense	PA	7000000045	9/7/2012	33.70
50422000	DCP Expense	PA	7000000045	9/7/2012	12.63
50422000	DCP Expense	PA	7000000045	9/7/2012	50.52
50422000	DCP Expense	PA	7000000045	9/7/2012	41.57
50422000	DCP Expense	PA	7000000045	9/7/2012	212.52
50422000	DCP Expense	PA	7000000045	9/7/2012	44.84
50422000	DCP Expense	PA	7000000045	9/7/2012	10.40
50422000	DCP Expense	PA	7000000045	9/7/2012	93.59
50422000	DCP Expense	PA	7000000045	9/7/2012	26.25
50422000	DCP Expense	PA	7000000045	9/7/2012	6.56
50422000	DCP Expense	PA	7000000045	9/7/2012	18.04
50422000	DCP Expense	PA	7000000045	9/7/2012	60.11

## Kentucky American Water Company

Case No. 2012-00520

Response to PSC DR1, Item 31

Account	Description	Doc Type	Document Number	Posting Date	Amount
50422000	DCP Expense	PA	7000000045	9/7/2012	1.05
50422000	DCP Expense	PA	7000000045	9/7/2012	3.15
50422000	DCP Expense	PA	7000000045	9/7/2012	60.90
50422000	DCP Expense	PA	7000000045	9/7/2012	98.70
50422000	DCP Expense	PA	7000000045	9/7/2012	5.21
50422000	DCP Expense	PA	7000000045	9/7/2012	73.62
50422000	DCP Expense	PA	7000000045	9/7/2012	228.83
50422000	DCP Expense	PA	7000000045	9/7/2012	193.72
50422000	DCP Expense	PA	7000000045	9/7/2012	2.87
50422000	DCP Expense	PA	7000000045	9/7/2012	5.74
50422000	DCP Expense	PA	7000000046	9/7/2012	92.11
50422000	DCP Expense	PA	7000000046	9/7/2012	44.35
50422000	DCP Expense	PA	7000000046	9/7/2012	106.37
50550000	Group Insur Expense	PA	7000000045	9/7/2012	607.06
50550000	Group Insur Expense	PA	7000000045	9/7/2012	320.04
50550000	Group Insur Expense	PA	7000000045	9/7/2012	47.34
50550000	Group Insur Expense	PA	7000000045	9/7/2012	151.79
50550000	Group Insur Expense	PA	7000000045	9/7/2012	35.33
50550000	Group Insur Expense	PA	7000000045	9/7/2012	1,604.24
50550000	Group Insur Expense	PA	7000000045	9/7/2012	9,461.89
50550000	Group Insur Expense	PA	7000000045	9/7/2012	299.72
50550000	Group Insur Expense	PA	7000000045	9/7/2012	4,603.14
50550000	Group Insur Expense	PA	7000000045	9/7/2012	200.60
50550000	Group Insur Expense	PA	7000000045	9/7/2012	21.90
50550000	Group Insur Expense	PA	7000000045	9/7/2012	216.17
50550000	Group Insur Expense	PA	7000000045	9/7/2012	452.68
50550000	Group Insur Expense	PA	7000000045	9/7/2012	725.18
50550000	Group Insur Expense	PA	7000000045	9/7/2012	365.88
50550000	Group Insur Expense	PA	7000000045	9/7/2012	20.07
50550000	Group Insur Expense	PA	7000000045	9/7/2012	493.23
50550000	Group Insur Expense	PA	7000000045	9/7/2012	69.43
50550000	Group Insur Expense	PA	7000000045	9/7/2012	10.15
50550000	Group Insur Expense	PA	7000000045	9/7/2012	30.41
50550000	Group Insur Expense	PA	7000000045	9/7/2012	19.66
50550000	Group Insur Expense	PA	7000000045	9/7/2012	1,339.80
50550000	Group Insur Expense	PA	7000000045	9/7/2012	261.00
50550000	Group Insur Expense	PA	7000000045	9/7/2012	27.51
50550000	Group Insur Expense	PA	7000000045	9/7/2012	141.41
50550000	Group Insur Expense	PA	7000000045	9/7/2012	5.51
50550000	Group Insur Expense	PA	7000000045	9/7/2012	241.10
50550000	Group Insur Expense	PA	7000000045	9/7/2012	1,503.58
50550000	Group Insur Expense	PA	7000000045	9/7/2012	139.13
50550000	Group Insur Expense	PA	7000000045	9/7/2012	440.19
50550000	Group Insur Expense	PA	7000000045	9/7/2012	216.00
50550000	Group Insur Expense	PA	7000000045	9/7/2012	44.92
50550000	Group Insur Expense	PA	7000000045	9/7/2012	16.84
50550000	Group Insur Expense	PA	7000000045	9/7/2012	67.39
50550000	Group Insur Expense	PA	7000000045	9/7/2012	48.84
50550000	Group Insur Expense	PA	7000000045	9/7/2012	100.91
50550000	Group Insur Expense	PA	7000000045	9/7/2012	164.32
50550000	Group Insur Expense	PA	7000000045	9/7/2012	214.58
50550000	Group Insur Expense	PA	7000000045	9/7/2012	1,080.52
50550000	Group Insur Expense	PA	7000000045	9/7/2012	22.44

Kentucky American Water Company  
Case No. 2012-00520  
Response to PSC DR1, Item 31

Account	Description	Doc Type	Document Number	Posting Date	Amount
50550000	Group Insur Expense	PA	7000000045	9/7/2012	745.83
50550000	Group Insur Expense	PA	7000000045	9/7/2012	361.45
50550000	Group Insur Expense	PA	7000000045	9/7/2012	307.46
50550000	Group Insur Expense	PA	7000000045	9/7/2012	1,008.38
50550000	Group Insur Expense	PA	7000000045	9/7/2012	404.08
50550000	Group Insur Expense	PA	7000000045	9/7/2012	1,488.51
50550000	Group Insur Expense	PA	7000000045	9/7/2012	1,766.42
50550000	Group Insur Expense	PA	7000000045	9/7/2012	603.00
50550000	Group Insur Expense	PA	7000000045	9/7/2012	201.76
50550000	Group Insur Expense	PA	7000000045	9/7/2012	1,673.60
50550000	Group Insur Expense	PA	7000000045	9/7/2012	532.34
50550000	Group Insur Expense	PA	7000000045	9/7/2012	8,439.62
50550000	Group Insur Expense	PA	7000000045	9/7/2012	742.70
50550000	Group Insur Expense	PA	7000000045	9/7/2012	2,682.37
50550000	Group Insur Expense	PA	7000000045	9/7/2012	157.60
50550000	Group Insur Expense	PA	7000000045	9/7/2012	236.37
50550000	Group Insur Expense	PA	7000000045	9/7/2012	79.52
50550000	Group Insur Expense	PA	7000000045	9/7/2012	555.40
50550000	Group Insur Expense	PA	7000000045	9/7/2012	345.66
50550000	Group Insur Expense	PA	7000000045	9/7/2012	226.91
50550000	Group Insur Expense	PA	7000000045	9/7/2012	1,263.83
50550000	Group Insur Expense	PA	7000000045	9/7/2012	323.22
50550000	Group Insur Expense	PA	7000000045	9/7/2012	786.91
50550000	Group Insur Expense	PA	7000000045	9/7/2012	145.81
50550000	Group Insur Expense	PA	7000000045	9/7/2012	264.17
50550000	Group Insur Expense	PA	7000000045	9/7/2012	43.60
50550000	Group Insur Expense	PA	7000000045	9/7/2012	199.63
50550000	Group Insur Expense	PA	7000000045	9/7/2012	2,847.31
50550000	Group Insur Expense	PA	7000000045	9/7/2012	150.36
50550000	Group Insur Expense	PA	7000000045	9/7/2012	1,735.39
50550000	Group Insur Expense	PA	7000000045	9/7/2012	1,224.09
50550000	Group Insur Expense	PA	7000000045	9/7/2012	10.83
50550000	Group Insur Expense	PA	7000000045	9/7/2012	21.65
50550000	Group Insur Expense	PA	7000000045	9/7/2012	297.85
50550000	Group Insur Expense	PA	7000000045	9/7/2012	238.32
50550000	Group Insur Expense	PA	7000000046	9/7/2012	149.49
50550000	Group Insur Expense	PA	7000000046	9/7/2012	71.98
50550000	Group Insur Expense	PA	7000000046	9/7/2012	592.12
51510000	Purchased Power	ZN	5000001075	9/7/2012	3,940.33
51510000	Purchased Power	ZN	5000001075	9/7/2012	25,660.40
52500000	Misc Expense (O&M)	WE	5000001064	9/7/2012	112.82
52500000	Misc Expense (O&M)	WE	5000001065	9/7/2012	1,315.92
52514500	Charitb Don-H/Ed/En	ZF	5000001072	9/7/2012	22,000.00
52532000	Electricity	ZN	5000001075	9/7/2012	25.81
52532000	Electricity	ZN	5000001075	9/7/2012	25.93
52550000	Janitorial	WE	5000001054	9/7/2012	195.55
52554500	Lab Supplies	WE	5000001053	9/7/2012	215.92
52554500	Lab Supplies	WE	5000001055	9/7/2012	55.36
52554500	Lab Supplies	WE	5000001056	9/7/2012	0.01
52554500	Lab Supplies	WE	5000001056	9/7/2012	0.01
52554500	Lab Supplies	WE	5000001056	9/7/2012	0.01
52554500	Lab Supplies	WE	5000001057	9/7/2012	157.52
52554500	Lab Supplies	WE	5000001058	9/7/2012	557.56

## Kentucky American Water Company

Case No. 2012-00520

Response to PSC DR1, Item 31

Account	Description	Doc Type	Document Number	Posting Date	Amount
52554500	Lab Supplies	WE	5000001059	9/7/2012	42.86
52554500	Lab Supplies	WE	5000001060	9/7/2012	27.54
52554500	Lab Supplies	WE	5000001061	9/7/2012	180.62
52554500	Lab Supplies	WE	5000001062	9/7/2012	239.56
52554500	Lab Supplies	WE	5000001063	9/7/2012	105.49
52554500	Lab Supplies	KR	5000001070	9/7/2012	107.75
53150000	Contr Svc-Other	WE	5000001069	9/7/2012	11,485.00
53150000	Contr Svc-Other	WE	5000001071	9/7/2012	52,939.00
53150000	Contr Svc-Other	WE	5000001073	9/7/2012	3,843.40
53150000	Contr Svc-Other	WE	5000001074	9/7/2012	820.00
53150000	Contr Svc-Other	WE	5000001076	9/7/2012	28,763.00
53150000	Contr Svc-Other	WE	5000001077	9/7/2012	4,500.00
53150000	Contr Svc-Other	WE	5000001078	9/7/2012	2,230.00
53150000	Contr Svc-Other	WE	5000001079	9/7/2012	250.00
53150000	Contr Svc-Other	WE	5000001080	9/7/2012	1,300.00
53150000	Contr Svc-Other	WE	5000001081	9/7/2012	1,300.00
53150000	Contr Svc-Other	WE	5000001082	9/7/2012	1,300.00
53150000	Contr Svc-Other	WE	5000001083	9/7/2012	1,300.00
53150000	Contr Svc-Other	WE	5000001084	9/7/2012	945.00
53150000	Contr Svc-Other	WE	5000001085	9/7/2012	2,975.00
53150000	Contr Svc-Other	WE	5000001086	9/7/2012	105.00
53150000	Contr Svc-Other	WE	5000001087	9/7/2012	425.00
55000000	Transportation (O&M)	KR	5000001052	9/7/2012	300.62
55000000	Transportation (O&M)	KR	5000001052	9/7/2012	254.40
55000000	Transportation (O&M)	KR	5000001052	9/7/2012	108.12
55000000	Transportation (O&M)	KR	5000001052	9/7/2012	101.76
55000000	Transportation (O&M)	KR	5000001052	9/7/2012	73.48
55000000	Transportation (O&M)	KR	5000001052	9/7/2012	66.43
55000000	Transportation (O&M)	KR	5000001052	9/7/2012	50.75
55000000	Transportation (O&M)	KR	5000001052	9/7/2012	22.66
55000000	Transportation (O&M)	KR	5000001052	9/7/2012	22.03
55000000	Transportation (O&M)	KR	5000001052	9/7/2012	21.59
55000000	Transportation (O&M)	KR	5000001052	9/7/2012	19.06
55000000	Transportation (O&M)	KR	5000001052	9/7/2012	18.37
55000000	Transportation (O&M)	KR	5000001052	9/7/2012	17.55
55000000	Transportation (O&M)	KR	5000001052	9/7/2012	16.92
55000000	Transportation (O&M)	KR	5000001052	9/7/2012	7.02
55000000	Transportation (O&M)	KR	5000001052	9/7/2012	5.51
55000000	Transportation (O&M)	KR	5000001052	9/7/2012	3.04
55000000	Transportation (O&M)	KR	5000001052	9/7/2012	2.11
55010500	Trans Reimb EE Prsnl	PA	7000000045	9/7/2012	190.00
55010500	Trans Reimb EE Prsnl	PA	7000000045	9/7/2012	55.50
57010000	Uncoll Accts Exp	ZA	9400000352	9/7/2012	(282.65)
57010000	Uncoll Accts Exp	ZA	9400000352	9/7/2012	(94.33)
68533000	FICA	PA	7000000045	9/7/2012	157.88
68533000	FICA	PA	7000000045	9/7/2012	116.61
68533000	FICA	PA	7000000045	9/7/2012	15.04
68533000	FICA	PA	7000000045	9/7/2012	50.26
68533000	FICA	PA	7000000045	9/7/2012	14.30
68533000	FICA	PA	7000000045	9/7/2012	6.33
68533000	FICA	PA	7000000045	9/7/2012	2,946.11
68533000	FICA	PA	7000000045	9/7/2012	8.03
68533000	FICA	PA	7000000045	9/7/2012	118.83

## Kentucky American Water Company

Case No. 2012-00520

Response to PSC DR1, Item 31

Account	Description	Doc Type	Document Number	Posting Date	Amount
68533000	FICA	PA	7000000045	9/7/2012	239.79
68533000	FICA	PA	7000000045	9/7/2012	138.61
68533000	FICA	PA	7000000045	9/7/2012	110.55
68533000	FICA	PA	7000000045	9/7/2012	1,536.47
68533000	FICA	PA	7000000045	9/7/2012	9.09
68533000	FICA	PA	7000000045	9/7/2012	56.63
68533000	FICA	PA	7000000045	9/7/2012	50.16
68533000	FICA	PA	7000000045	9/7/2012	4.98
68533000	FICA	PA	7000000045	9/7/2012	366.86
68533000	FICA	PA	7000000045	9/7/2012	723.04
68533000	FICA	PA	7000000045	9/7/2012	104.26
68533000	FICA	PA	7000000045	9/7/2012	147.75
68533000	FICA	PA	7000000045	9/7/2012	18.46
68533000	FICA	PA	7000000045	9/7/2012	3.03
68533000	FICA	PA	7000000045	9/7/2012	577.99
68533000	FICA	PA	7000000045	9/7/2012	71.88
68533000	FICA	PA	7000000045	9/7/2012	6.19
68533000	FICA	PA	7000000045	9/7/2012	54.91
68533000	FICA	PA	7000000045	9/7/2012	1.32
68533000	FICA	PA	7000000045	9/7/2012	8.49
68533000	FICA	PA	7000000045	9/7/2012	520.91
68533000	FICA	PA	7000000045	9/7/2012	48.74
68533000	FICA	PA	7000000045	9/7/2012	184.75
68533000	FICA	PA	7000000045	9/7/2012	48.54
68533000	FICA	PA	7000000045	9/7/2012	15.63
68533000	FICA	PA	7000000045	9/7/2012	31.59
68533000	FICA	PA	7000000045	9/7/2012	61.17
68533000	FICA	PA	7000000045	9/7/2012	63.96
68533000	FICA	PA	7000000045	9/7/2012	491.82
68533000	FICA	PA	7000000045	9/7/2012	3.78
68533000	FICA	PA	7000000045	9/7/2012	173.33
68533000	FICA	PA	7000000045	9/7/2012	18.20
68533000	FICA	PA	7000000045	9/7/2012	72.80
68533000	FICA	PA	7000000045	9/7/2012	103.78
68533000	FICA	PA	7000000045	9/7/2012	93.05
68533000	FICA	PA	7000000045	9/7/2012	321.60
68533000	FICA	PA	7000000045	9/7/2012	76.67
68533000	FICA	PA	7000000045	9/7/2012	269.27
68533000	FICA	PA	7000000045	9/7/2012	437.28
68533000	FICA	PA	7000000045	9/7/2012	788.07
68533000	FICA	PA	7000000045	9/7/2012	65.84
68533000	FICA	PA	7000000045	9/7/2012	163.29
68533000	FICA	PA	7000000045	9/7/2012	57.08
68533000	FICA	PA	7000000045	9/7/2012	486.38
68533000	FICA	PA	7000000045	9/7/2012	142.58
68533000	FICA	PA	7000000045	9/7/2012	708.96
68533000	FICA	PA	7000000045	9/7/2012	229.87
68533000	FICA	PA	7000000045	9/7/2012	4.02
68533000	FICA	PA	7000000045	9/7/2012	54.82
68533000	FICA	PA	7000000045	9/7/2012	83.58
68533000	FICA	PA	7000000045	9/7/2012	64.96
68533000	FICA	PA	7000000045	9/7/2012	97.42
68533000	FICA	PA	7000000045	9/7/2012	131.27



## Kentucky American Water Company

Case No. 2012-00520

Response to PSC DR1, Item 31

Account	Description	Doc Type	Document Number	Posting Date	Amount
68533000	FICA	PA	7000000045	9/7/2012	143.88
68533000	FICA	PA	7000000045	9/7/2012	490.00
68533000	FICA	PA	7000000045	9/7/2012	114.09
68533000	FICA	PA	7000000045	9/7/2012	3,652.50
68533000	FICA	PA	7000000045	9/7/2012	213.23
68533000	FICA	PA	7000000045	9/7/2012	29.14
68533000	FICA	PA	7000000045	9/7/2012	61.86
68533000	FICA	PA	7000000045	9/7/2012	834.53
68533000	FICA	PA	7000000045	9/7/2012	77.23
68533000	FICA	PA	7000000045	9/7/2012	645.99
68533000	FICA	PA	7000000045	9/7/2012	401.94
68533000	FICA	PA	7000000045	9/7/2012	95.05
68533000	FICA	PA	7000000045	9/7/2012	76.02
68533000	FICA	PA	7000000046	9/7/2012	132.24
68533000	FICA	PA	7000000046	9/7/2012	63.68
68533000	FICA	PA	7000000046	9/7/2012	146.34
68535000	SUTA	PA	7000000045	9/7/2012	40.56
68535000	SUTA	PA	7000000045	9/7/2012	36.49
68535000	SUTA	PA	7000000045	9/7/2012	47.23
40111000	Res Sales Billed	ZA	9400000354	9/10/2012	(303.07)
40111000	Res Sales Billed	ZA	9400000354	9/10/2012	(199,052.45)
40121000	Com Sales Billed	ZA	9400000354	9/10/2012	(305,872.84)
40131000	Ind Sales Billed	ZA	9400000354	9/10/2012	(167,168.69)
40141000	Publ Fire Billed	SA	100001014	9/10/2012	(280,848.48)
40145000	Priv Fire Billed	ZA	9400000354	9/10/2012	(6,630.81)
40151000	Publ Auth Billed	ZA	9400000354	9/10/2012	(132,084.94)
40161000	SlS/Rsle Billed	ZA	9400000354	9/10/2012	(147,667.68)
40211000	Dom WW Svc Billed	ZA	9400000354	9/10/2012	(268.69)
40310400	OthRev-NSF Ck Chrg	ZA	9400000354	9/10/2012	(300.00)
40310500	OthRev-Appl/InitFee	ZA	9400000354	9/10/2012	52.00
40310500	OthRev-Appl/InitFee	ZA	9400000354	9/10/2012	(2,678.00)
40310600	OthRev-Usage Data	SA	100001014	9/10/2012	1,435.00
40310700	OthRev-Reconnct Fee	SA	100001014	9/10/2012	(286.00)
40310700	OthRev-Reconnct Fee	SA	100001014	9/10/2012	(52.00)
40310700	OthRev-Reconnct Fee	ZA	9400000354	9/10/2012	(1,430.00)
40319900	OthRev-Misc Svc	SA	100001014	9/10/2012	200.00
40319900	OthRev-Misc Svc	DR	4000001236	9/10/2012	(4,085.00)
40319900	OthRev-Misc Svc	DR	4000001236	9/10/2012	(4,902.00)
51510000	Purchased Power	ZN	5000001225	9/10/2012	646.85
52000000	M&S Expense (O&M)	WA	5000001193	9/10/2012	11.68
52000000	M&S Expense (O&M)	WA	5000001193	9/10/2012	21.30
52000000	M&S Expense (O&M)	WA	5000001193	9/10/2012	5.78
52000000	M&S Expense (O&M)	WA	5000001193	9/10/2012	8.58
52000000	M&S Expense (O&M)	WA	5000001193	9/10/2012	103.24
52000000	M&S Expense (O&M)	WA	5000001194	9/10/2012	21.15
52000000	M&S Expense (O&M)	WA	5000001195	9/10/2012	21.15
52000000	M&S Expense (O&M)	WA	5000001196	9/10/2012	43.14
52000000	M&S Expense (O&M)	WA	5000001197	9/10/2012	93.33
52500000	Misc Expense (O&M)	KR	5000001189	9/10/2012	61.69
52515000	Commun Relations-E	KR	5000001199	9/10/2012	429.30
52532000	Electricity	ZN	5000001225	9/10/2012	19.63
52532000	Electricity	ZN	5000001225	9/10/2012	11.09
52532000	Electricity	ZN	5000001225	9/10/2012	11.09

## Kentucky American Water Company

Case No. 2012-00520

Response to PSC DR1, Item 31

Account	Description	Doc Type	Document Number	Posting Date	Amount
52532000	Electricity	ZN	5000001225	9/10/2012	20.20
52554500	Lab Supplies	WE	5000001198	9/10/2012	92.89
52554500	Lab Supplies	WE	5000001198	9/10/2012	161.89
52562500	Overnight Shippng	KR	5000001201	9/10/2012	24.46
52571100	Add'l Security Costs	KR	5000001187	9/10/2012	876.25
52571100	Add'l Security Costs	KR	5000001187	9/10/2012	132.50
53150000	Contr Svc-Other	KR	5000001188	9/10/2012	4,926.37
53150000	Contr Svc-Other	KR	5000001200	9/10/2012	1,050.76
57010000	Uncoll Accts Exp	ZA	9400000354	9/10/2012	(658.53)
40111000	Res Sales Billed	ZA	9400000355	9/11/2012	(1.78)
40111000	Res Sales Billed	ZA	9400000355	9/11/2012	(45.63)
40111000	Res Sales Billed	ZA	9400000355	9/11/2012	(228,525.40)
40121000	Com Sales Billed	ZA	9400000355	9/11/2012	(83,332.02)
40131000	Ind Sales Billed	ZA	9400000355	9/11/2012	(142.40)
40145000	Priv Fire Billed	ZA	9400000355	9/11/2012	(2,308.09)
40151000	Publ Auth Billed	ZA	9400000355	9/11/2012	(51,992.41)
40161000	Sls/Rsle Billed	ZA	9400000355	9/11/2012	(27,557.27)
40211000	Dom WW Svc Billed	ZA	9400000355	9/11/2012	(41.50)
40211000	Dom WW Svc Billed	ZA	9400000355	9/11/2012	(3.45)
40310400	OthRev-NSF Ck Chrg	ZA	9400000355	9/11/2012	(84.00)
40310500	OthRev-Appl/InitFee	ZA	9400000355	9/11/2012	(52.00)
40310500	OthRev-Appl/InitFee	ZA	9400000355	9/11/2012	(4,290.00)
40310700	OthRev-Reconnct Fee	ZA	9400000355	9/11/2012	(1,456.00)
40319900	OthRev-Misc Svc	DR	4000001361	9/11/2012	(817.00)
40319900	OthRev-Misc Svc	DR	4000001363	9/11/2012	(817.00)
40319900	OthRev-Misc Svc	DR	4000001365	9/11/2012	(817.00)
40319900	OthRev-Misc Svc	DR	4000001368	9/11/2012	(1,634.00)
51510000	Purchased Power	ZN	5000001222	9/11/2012	58.66
51510000	Purchased Power	ZN	5000001222	9/11/2012	3,546.40
51510000	Purchased Power	ZN	5000001222	9/11/2012	23.92
52000000	M&S Expense (O&M)	KR	5000001203	9/11/2012	42,015.54
52000000	M&S Expense (O&M)	KR	5000001203	9/11/2012	22,921.44
52000000	M&S Expense (O&M)	KR	5000001203	9/11/2012	1,139.50
52000000	M&S Expense (O&M)	WA	5000001217	9/11/2012	14,087.73
52500000	Misc Expense (O&M)	WE	5000001221	9/11/2012	139.45
52500000	Misc Expense (O&M)	WE	5000001221	9/11/2012	188.26
52527000	Directors Fees	ZF	5000001218	9/11/2012	50.00
52527000	Directors Fees	ZF	5000001223	9/11/2012	50.00
52527000	Directors Fees	ZF	5000001226	9/11/2012	50.00
52532000	Electricity	ZN	5000001222	9/11/2012	21.32
52546000	Grounds Keeping	KR	5000001215	9/11/2012	814.96
52554500	Lab Supplies	WE	5000001202	9/11/2012	127.20
52554500	Lab Supplies	WE	5000001202	9/11/2012	61.15
52554500	Lab Supplies	WE	5000001202	9/11/2012	248.36
52562000	Office Supplies	WE	5000001216	9/11/2012	10.81
52562000	Office Supplies	WE	5000001216	9/11/2012	12.64
52574000	Telephone	ZC	9400000353	9/11/2012	236.20
52574100	Cell Phone	ZC	9400000353	9/11/2012	214.29
53150000	Contr Svc-Other	WE	5000001208	9/11/2012	39,961.06
57010000	Uncoll Accts Exp	ZA	9400000355	9/11/2012	(279.64)
40111000	Res Sales Billed	ZA	9400000477	9/12/2012	40.41
40111000	Res Sales Billed	ZA	9400000477	9/12/2012	146.10
40111000	Res Sales Billed	ZA	9400000477	9/12/2012	(28.78)

Kentucky American Water Company  
Case No. 2012-00520  
Response to PSC DR1, Item 31

Account	Description	Doc Type	Document Number	Posting Date	Amount
40111000	Res Sales Billed	ZA	9400000477	9/12/2012	(155,543.99)
40121000	Com Sales Billed	ZA	9400000477	9/12/2012	(62,546.58)
40131000	Ind Sales Billed	ZA	9400000477	9/12/2012	(8,222.25)
40145000	Priv Fire Billed	ZA	9400000477	9/12/2012	(4,069.70)
40151000	Publ Auth Billed	ZA	9400000477	9/12/2012	(344,692.54)
40211000	Dom WW Svc Billed	ZA	9400000477	9/12/2012	(20.75)
40211000	Dom WW Svc Billed	ZA	9400000477	9/12/2012	188.90
40310400	OthRev-NSF Ck Chrg	ZA	9400000477	9/12/2012	(144.00)
40310500	OthRev-Appl/InitFee	ZA	9400000477	9/12/2012	(104.00)
40310500	OthRev-Appl/InitFee	ZA	9400000477	9/12/2012	(2,600.00)
40310700	OthRev-Reconnct Fee	ZA	9400000477	9/12/2012	(1,690.00)
50452000	Emp Physical Exams	KR	5000001241	9/12/2012	8.03
51510000	Purchased Power	ZN	5000001257	9/12/2012	13,821.68
52000000	M&S Expense (O&M)	WA	5000001231	9/12/2012	79.15
52000000	M&S Expense (O&M)	WA	5000001231	9/12/2012	575.45
52000000	M&S Expense (O&M)	WA	5000001231	9/12/2012	57.43
52000000	M&S Expense (O&M)	WA	5000001231	9/12/2012	100.38
52000000	M&S Expense (O&M)	WE	5000001236	9/12/2012	843.47
52000000	M&S Expense (O&M)	KR	5000001246	9/12/2012	344.50
52000000	M&S Expense (O&M)	KR	5000001246	9/12/2012	34.45
52554500	Lab Supplies	WE	5000001237	9/12/2012	2,136.96
52554500	Lab Supplies	WE	5000001238	9/12/2012	328.18
52562000	Office Supplies	KR	5000001244	9/12/2012	188.19
52562500	Overnight Shippng	KR	5000001242	9/12/2012	161.78
52562500	Overnight Shippng	KR	5000001243	9/12/2012	279.49
53150000	Contr Svc-Other	KR	5000001228	9/12/2012	2,927.32
53150000	Contr Svc-Other	KR	5000001247	9/12/2012	450.12
53152000	Contr Svc-Lab Testng	KR	5000001245	9/12/2012	768.50
54140000	Rents-Equip	KR	5000001240	9/12/2012	192.36
57010000	Uncoll Accts Exp	ZA	9400000477	9/12/2012	(45.52)
40111000	Res Sales Billed	ZA	9400000478	9/13/2012	(17,572.42)
40111000	Res Sales Billed	ZA	9400000478	9/13/2012	(160,480.63)
40121000	Com Sales Billed	ZA	9400000478	9/13/2012	(469.65)
40121000	Com Sales Billed	ZA	9400000478	9/13/2012	(90,919.58)
40145000	Priv Fire Billed	ZA	9400000478	9/13/2012	(8,351.47)
40151000	Publ Auth Billed	ZA	9400000478	9/13/2012	(18,854.09)
40151000	Publ Auth Billed	ZA	9400000478	9/13/2012	(1,543.55)
40171000	Misc Sales Billed	ZA	9400000478	9/13/2012	(1,402.70)
40221000	Com WW Svc Billed	ZA	9400000478	9/13/2012	(1,419.22)
40251000	PubAuth WW Billed	ZA	9400000478	9/13/2012	(367.16)
40310400	OthRev-NSF Ck Chrg	ZA	9400000478	9/13/2012	(120.00)
40310500	OthRev-Appl/InitFee	ZA	9400000478	9/13/2012	(78.00)
40310500	OthRev-Appl/InitFee	ZA	9400000478	9/13/2012	(2,860.00)
40310700	OthRev-Reconnct Fee	ZA	9400000478	9/13/2012	(1,092.00)
40310700	OthRev-Reconnct Fee	ZA	9400000478	9/13/2012	(130.00)
51510000	Purchased Power	ZN	5000001254	9/13/2012	42.21
51510000	Purchased Power	ZN	5000001254	9/13/2012	58.77
52000000	M&S Expense (O&M)	KR	5000001260	9/13/2012	3,288.14
52000000	M&S Expense (O&M)	KR	5000001260	9/13/2012	566.36
52000000	M&S Expense (O&M)	KR	5000001260	9/13/2012	283.30
52000000	M&S Expense (O&M)	KR	5000001260	9/13/2012	205.32
52000000	M&S Expense (O&M)	KR	5000001261	9/13/2012	3,858.43
52000000	M&S Expense (O&M)	KR	5000001261	9/13/2012	1,211.69

## Kentucky American Water Company

Case No. 2012-00520

Response to PSC DR1, Item 31

Account	Description	Doc Type	Document Number	Posting Date	Amount
52000000	M&S Expense (O&M)	KR	5000001261	9/13/2012	1,104.39
52000000	M&S Expense (O&M)	KR	5000001261	9/13/2012	720.80
52000000	M&S Expense (O&M)	KR	5000001261	9/13/2012	572.40
52000000	M&S Expense (O&M)	KR	5000001261	9/13/2012	502.44
52000000	M&S Expense (O&M)	KR	5000001261	9/13/2012	171.72
52000000	M&S Expense (O&M)	KR	5000001262	9/13/2012	1,169.34
52000000	M&S Expense (O&M)	KR	5000001263	9/13/2012	1,317.30
52000000	M&S Expense (O&M)	KR	5000001263	9/13/2012	240.97
52000000	M&S Expense (O&M)	KR	5000001265	9/13/2012	278.99
52000000	M&S Expense (O&M)	KR	5000001265	9/13/2012	216.24
52000000	M&S Expense (O&M)	KR	5000001265	9/13/2012	136.53
52000000	M&S Expense (O&M)	KR	5000001265	9/13/2012	103.88
52000000	M&S Expense (O&M)	KR	5000001265	9/13/2012	81.39
52000000	M&S Expense (O&M)	KR	5000001265	9/13/2012	62.77
52000000	M&S Expense (O&M)	KR	5000001268	9/13/2012	66.63
52500000	Misc Expense (O&M)	KR	5000001264	9/13/2012	159.00
52532000	Electricity	ZN	5000001254	9/13/2012	115.97
52532000	Electricity	ZN	5000001254	9/13/2012	50.59
52532000	Electricity	ZN	5000001254	9/13/2012	40.13
52532000	Electricity	ZN	5000001254	9/13/2012	88.34
52532000	Electricity	ZN	5000001254	9/13/2012	19.38
52554500	Lab Supplies	WE	5000001253	9/13/2012	328.18
52554500	Lab Supplies	WE	5000001253	9/13/2012	441.60
52574000	Telephone	ZC	9400000476	9/13/2012	330.91
52574000	Telephone	ZC	9400000476	9/13/2012	61.69
52574000	Telephone	ZC	9400000476	9/13/2012	404.69
52574000	Telephone	ZC	9400000476	9/13/2012	46.59
52574000	Telephone	ZC	9400000476	9/13/2012	20.25
52574000	Telephone	ZC	9400000476	9/13/2012	2,046.65
52574000	Telephone	ZC	9400000476	9/13/2012	773.38
52574000	Telephone	ZC	9400000476	9/13/2012	797.55
52574000	Telephone	ZC	9400000476	9/13/2012	80.55
52574000	Telephone	ZC	9400000476	9/13/2012	55.97
52574000	Telephone	ZC	9400000476	9/13/2012	1,121.02
52574100	Cell Phone	ZC	9400000476	9/13/2012	91.92
52574100	Cell Phone	ZC	9400000476	9/13/2012	47.41
52574100	Cell Phone	ZC	9400000476	9/13/2012	47.41
52574100	Cell Phone	ZC	9400000476	9/13/2012	943.98
52574100	Cell Phone	ZC	9400000476	9/13/2012	711.54
52574100	Cell Phone	ZC	9400000476	9/13/2012	237.69
52583000	Water & WW	KR	5000001269	9/13/2012	1,306.77
52583000	Water & WW	KR	5000001270	9/13/2012	1,034.61
55710000	Ins General Liability	KR	5000001266	9/13/2012	605.46
55710000	Ins General Liability	KR	5000001267	9/13/2012	651.66
57010000	Uncoll Accts Exp	ZA	9400000478	9/13/2012	(254.49)
72803000	Salvg/Scrap Rcpt Clr	DR	4000001250	9/13/2012	(3,340.00)
72803000	Salvg/Scrap Rcpt Clr	DR	4000001250	9/13/2012	(712.50)
72803000	Salvg/Scrap Rcpt Clr	DR	4000001250	9/13/2012	(3,135.00)
40111000	Res Sales Billed	ZA	9400000479	9/14/2012	(12,823.33)
40111000	Res Sales Billed	ZA	9400000479	9/14/2012	(16,064.64)
40111000	Res Sales Billed	ZA	9400000479	9/14/2012	(12.88)
40111000	Res Sales Billed	ZA	9400000479	9/14/2012	(298,663.87)
40121000	Com Sales Billed	ZA	9400000479	9/14/2012	(39.22)

Kentucky American Water Company  
Case No. 2012-00520  
Response to PSC DR1, Item 31

Account	Description	Doc Type	Document Number	Posting Date	Amount
40121000	Com Sales Billed	ZA	9400000479	9/14/2012	(566.40)
40121000	Com Sales Billed	ZA	9400000479	9/14/2012	(106,672.90)
40145000	Priv Fire Billed	ZA	9400000479	9/14/2012	(6,182.39)
40151000	Publ Auth Billed	ZA	9400000479	9/14/2012	(24.82)
40151000	Publ Auth Billed	ZA	9400000479	9/14/2012	(96.02)
40151000	Publ Auth Billed	ZA	9400000479	9/14/2012	(1,533.37)
40161000	Sls/Rsle Billed	ZA	9400000479	9/14/2012	(273.25)
40171000	Misc Sales Billed	DR	4000001428	9/14/2012	(3,000.00)
40211000	Dom WW Svc Billed	ZA	9400000479	9/14/2012	(56.62)
40211000	Dom WW Svc Billed	ZA	9400000479	9/14/2012	(20.75)
40310400	OthRev-NSF Ck Chrg	ZA	9400000479	9/14/2012	(168.00)
40310500	OthRev-Appl/InitFee	ZA	9400000479	9/14/2012	(78.00)
40310500	OthRev-Appl/InitFee	ZA	9400000479	9/14/2012	(130.00)
40310500	OthRev-Appl/InitFee	ZA	9400000479	9/14/2012	(52.00)
40310500	OthRev-Appl/InitFee	ZA	9400000479	9/14/2012	(3,614.00)
40310700	OthRev-Reconnct Fee	ZA	9400000479	9/14/2012	(962.00)
40310700	OthRev-Reconnct Fee	ZA	9400000479	9/14/2012	(26.00)
40310700	OthRev-Reconnct Fee	ZA	9400000479	9/14/2012	(78.00)
52000000	M&S Expense (O&M)	KR	5000001292	9/14/2012	94.38
52000000	M&S Expense (O&M)	KR	5000001292	9/14/2012	66.65
52000000	M&S Expense (O&M)	KR	5000001292	9/14/2012	52.44
52500000	Misc Expense (O&M)	WE	5000001271	9/14/2012	225.63
52500000	Misc Expense (O&M)	WE	5000001280	9/14/2012	477.00
52500000	Misc Expense (O&M)	WE	5000001281	9/14/2012	477.00
52500000	Misc Expense (O&M)	KR	5000001284	9/14/2012	327.01
52500000	Misc Expense (O&M)	KR	5000001293	9/14/2012	529.89
52500000	Misc Expense (O&M)	KR	5000001293	9/14/2012	267.37
52500000	Misc Expense (O&M)	WE	5000001295	9/14/2012	276.93
52500000	Misc Expense (O&M)	WE	5000001295	9/14/2012	826.80
52500000	Misc Expense (O&M)	WE	5000001295	9/14/2012	606.15
52500000	Misc Expense (O&M)	WE	5000001295	9/14/2012	57.88
52503000	Advertising	KR	5000001278	9/14/2012	1,457.50
52546000	Grounds Keeping	KR	5000001286	9/14/2012	53.00
52546000	Grounds Keeping	KR	5000001287	9/14/2012	444.14
52546000	Grounds Keeping	KR	5000001287	9/14/2012	53.00
52546000	Grounds Keeping	KR	5000001287	9/14/2012	21.20
52546000	Grounds Keeping	KR	5000001288	9/14/2012	181.26
52546000	Grounds Keeping	KR	5000001289	9/14/2012	8,389.73
52554500	Lab Supplies	WE	5000001273	9/14/2012	293.85
52578000	Trash Removal	KR	5000001272	9/14/2012	1,527.08
52578000	Trash Removal	KR	5000001285	9/14/2012	35.43
53150000	Contr Svc-Other	KR	5000001283	9/14/2012	489.72
53150000	Contr Svc-Other	KR	5000001294	9/14/2012	47.70
53150000	Contr Svc-Other	KR	5000001294	9/14/2012	31.80
53150000	Contr Svc-Other	KR	5000001294	9/14/2012	31.80
53150000	Contr Svc-Other	KR	5000001294	9/14/2012	15.90
55000000	Transportation (O&M)	KR	5000001291	9/14/2012	221.00
55010200	Trans Lease Fuel	KR	5000001290	9/14/2012	25,157.49
57010000	Uncoll Accts Exp	ZA	9400000479	9/14/2012	(36.31)
57010000	Uncoll Accts Exp	ZA	9400000479	9/14/2012	(261.99)
72802000	CIAC Rcpt Svcs Clrg	DR	4000001408	9/14/2012	(868.00)
69063000	Def FIT-RegAsst/Liab	SI	9600000037	9/15/2012	37,714.41
69063000	Def FIT-RegAsst/Liab	SI	9600000038	9/15/2012	(300.91)

## Kentucky American Water Company

Case No. 2012-00520

Response to PSC DR1, Item 31

Account	Description	Doc Type	Document Number	Posting Date	Amount
69063000	Def FIT-RegAsst/Liab	SI	9600000039	9/15/2012	2,158.75
69063000	Def FIT-RegAsst/Liab	SI	9600000039	9/15/2012	(11,029.58)
69063000	Def FIT-RegAsst/Liab	SI	9600000040	9/15/2012	(365.33)
69063000	Def FIT-RegAsst/Liab	SI	9600000041	9/15/2012	(2,750.67)
69063000	Def FIT-RegAsst/Liab	SI	9600000042	9/15/2012	(1,698.65)
69073000	Def SIT-RegAsst/Liab	SI	9600000037	9/15/2012	6,878.01
69073000	Def SIT-RegAsst/Liab	SI	9600000038	9/15/2012	(54.92)
69073000	Def SIT-RegAsst/Liab	SI	9600000039	9/15/2012	137.75
69073000	Def SIT-RegAsst/Liab	SI	9600000039	9/15/2012	(704.00)
69073000	Def SIT-RegAsst/Liab	SI	9600000040	9/15/2012	(66.67)
69073000	Def SIT-RegAsst/Liab	SI	9600000041	9/15/2012	(501.66)
69073000	Def SIT-RegAsst/Liab	SI	9600000042	9/15/2012	(309.68)
69073000	Def SIT-RegAsst/Liab	SI	9600000043	9/15/2012	(2,199.61)
69073000	Def SIT-RegAsst/Liab	SI	9600000044	9/15/2012	(1,857.42)
69522000	ITC Restored-3%	SI	9600000040	9/15/2012	(637.67)
69523000	ITC Restored-4%	SI	9600000038	9/15/2012	(525.42)
69524000	ITC Restored-10%	SI	9600000041	9/15/2012	(5,903.33)
40111000	Res Sales Billed	ZA	9400000527	9/17/2012	(313.76)
40111000	Res Sales Billed	ZA	9400000527	9/17/2012	(3,279.45)
40111000	Res Sales Billed	ZA	9400000527	9/17/2012	(8.90)
40111000	Res Sales Billed	ZA	9400000527	9/17/2012	(127,587.23)
40121000	Com Sales Billed	ZA	9400000527	9/17/2012	(10.21)
40121000	Com Sales Billed	ZA	9400000527	9/17/2012	(72,233.22)
40131000	Ind Sales Billed	ZA	9400000527	9/17/2012	(28,126.23)
40145000	Priv Fire Billed	ZA	9400000527	9/17/2012	(4,542.86)
40151000	Publ Auth Billed	ZA	9400000527	9/17/2012	(11,688.21)
40211000	Dom WW Svc Billed	ZA	9400000527	9/17/2012	194.26
40310400	OthRev-NSF Ck Chrg	ZA	9400000527	9/17/2012	(72.00)
40310500	OthRev-Appl/InitFee	ZA	9400000527	9/17/2012	(26.00)
40310500	OthRev-Appl/InitFee	ZA	9400000527	9/17/2012	(26.00)
40310500	OthRev-Appl/InitFee	ZA	9400000527	9/17/2012	(2,392.00)
40310700	OthRev-Reconnct Fee	ZA	9400000527	9/17/2012	(1,170.00)
51010000	Purchased Water	KR	5000001327	9/17/2012	3,283.48
51510000	Purchased Power	ZN	5000001300	9/17/2012	687.74
51510000	Purchased Power	ZN	5000001300	9/17/2012	40.24
51510000	Purchased Power	ZN	5000001300	9/17/2012	629.03
51510000	Purchased Power	ZN	5000001300	9/17/2012	49.13
51510000	Purchased Power	ZN	5000001300	9/17/2012	2,705.23
51510000	Purchased Power	ZN	5000001300	9/17/2012	47.86
51510000	Purchased Power	ZN	5000001300	9/17/2012	32.26
51510000	Purchased Power	ZN	5000001300	9/17/2012	64.08
51510000	Purchased Power	ZN	5000001300	9/17/2012	7,639.27
51510000	Purchased Power	ZN	5000001300	9/17/2012	22.36
52000000	M&S Expense (O&M)	WA	5000001302	9/17/2012	3,125.17
52000000	M&S Expense (O&M)	KR	5000001325	9/17/2012	2,125.82
52000000	M&S Expense (O&M)	KR	5000001325	9/17/2012	759.33
52000000	M&S Expense (O&M)	KR	5000001325	9/17/2012	421.47
52500000	Misc Expense (O&M)	WE	5000001306	9/17/2012	34.88
52500000	Misc Expense (O&M)	WE	5000001306	9/17/2012	17.32
52500000	Misc Expense (O&M)	WE	5000001306	9/17/2012	35.30
52500000	Misc Expense (O&M)	KR	5000001330	9/17/2012	1,259.28
52514904	Cust Edu Comm-Consrv	KR	5000001337	9/17/2012	247.43
52514904	Cust Edu Comm-Consrv	KR	5000001337	9/17/2012	247.43

## Kentucky American Water Company

Case No. 2012-00520

Response to PSC DR1, Item 31

Account	Description	Doc Type	Document Number	Posting Date	Amount
52514904	Cust Edu Comm-Consrv	KR	5000001337	9/17/2012	247.43
52514904	Cust Edu Comm-Consrv	KR	5000001337	9/17/2012	74.22
52514904	Cust Edu Comm-Consrv	KR	5000001337	9/17/2012	74.22
52514904	Cust Edu Comm-Consrv	KR	5000001337	9/17/2012	74.22
52514905	Cust Edu Comm-Printd	KR	5000001336	9/17/2012	71.02
52514906	Cust Edu-Bill Insert	KR	5000001338	9/17/2012	185.50
52514906	Cust Edu-Bill Insert	KR	5000001338	9/17/2012	53.00
52515000	Commun Relations-E	KR	5000001334	9/17/2012	1,889.75
52515001	Commun Relations-S	KR	5000001333	9/17/2012	197.05
52515001	Commun Relations-S	KR	5000001335	9/17/2012	1,467.72
52515001	Commun Relations-S	KR	5000001339	9/17/2012	198.22
52532000	Electricity	ZN	5000001300	9/17/2012	19.94
52532000	Electricity	ZN	5000001300	9/17/2012	28.03
52532000	Electricity	ZN	5000001300	9/17/2012	20.33
52532000	Electricity	ZN	5000001300	9/17/2012	19.01
52532000	Electricity	ZN	5000001300	9/17/2012	49.02
52532000	Electricity	ZN	5000001300	9/17/2012	32.06
52532000	Electricity	ZN	5000001300	9/17/2012	33.33
52532000	Electricity	ZN	5000001300	9/17/2012	21.56
52532000	Electricity	ZN	5000001300	9/17/2012	35.90
52532000	Electricity	ZN	5000001300	9/17/2012	40.85
52546000	Grounds Keeping	KR	5000001326	9/17/2012	53.00
52548000	Heating Oil/Gas	ZN	5000001300	9/17/2012	9.22
52548000	Heating Oil/Gas	ZN	5000001300	9/17/2012	30.30
52550000	Janitorial	WE	5000001306	9/17/2012	59.05
52550000	Janitorial	WE	5000001306	9/17/2012	67.08
52550000	Janitorial	WE	5000001306	9/17/2012	20.19
52554500	Lab Supplies	WE	5000001323	9/17/2012	58.64
52554500	Lab Supplies	WE	5000001323	9/17/2012	144.37
52554500	Lab Supplies	WE	5000001323	9/17/2012	82.97
52554500	Lab Supplies	WE	5000001323	9/17/2012	64.62
52554500	Lab Supplies	WE	5000001323	9/17/2012	126.75
52562000	Office Supplies	WE	5000001306	9/17/2012	30.01
52583000	Water & WW	KR	5000001296	9/17/2012	1,738.40
53150000	Contr Svc-Other	KR	5000001301	9/17/2012	6,865.62
53150000	Contr Svc-Other	WE	5000001307	9/17/2012	58.41
53150000	Contr Svc-Other	WE	5000001308	9/17/2012	83,679.26
53150000	Contr Svc-Other	KR	5000001328	9/17/2012	69.45
53150000	Contr Svc-Other	KR	5000001329	9/17/2012	35.43
53150000	Contr Svc-Other	KR	5000001331	9/17/2012	83.45
55000000	Transportation (O&M)	KR	5000001332	9/17/2012	821.54
57010000	Uncoll Accts Exp	ZA	9400000527	9/17/2012	(397.84)
40111000	Res Sales Billed	ZA	9400000528	9/18/2012	(44.26)
40111000	Res Sales Billed	ZA	9400000528	9/18/2012	(3.56)
40111000	Res Sales Billed	ZA	9400000528	9/18/2012	(142,019.63)
40121000	Com Sales Billed	ZA	9400000528	9/18/2012	(63,609.61)
40145000	Priv Fire Billed	ZA	9400000528	9/18/2012	(4,771.20)
40151000	Publ Auth Billed	ZA	9400000528	9/18/2012	(12,856.16)
40171000	Misc Sales Billed	ZA	9400000528	9/18/2012	(439.00)
40211000	Dom WW Svc Billed	ZA	9400000528	9/18/2012	(46.23)
40310400	OthRev-NSF Ck Chrg	ZA	9400000528	9/18/2012	(60.00)
40310500	OthRev-Appl/InitFee	ZA	9400000528	9/18/2012	(26.00)
40310500	OthRev-Appl/InitFee	ZA	9400000528	9/18/2012	(3,978.00)

## Kentucky American Water Company

Case No. 2012-00520

Response to PSC DR1, Item 31

Account	Description	Doc Type	Document Number	Posting Date	Amount
40310700	OthRev-Reconnct Fee	ZA	9400000528	9/18/2012	(1,430.00)
51510000	Purchased Power	ZN	5000001344	9/18/2012	82.95
51510000	Purchased Power	ZN	5000001344	9/18/2012	46.16
51510000	Purchased Power	ZN	5000001344	9/18/2012	123.33
51510000	Purchased Power	ZN	5000001344	9/18/2012	2,072.14
51510000	Purchased Power	ZN	5000001344	9/18/2012	18.99
51510000	Purchased Power	ZN	5000001344	9/18/2012	99.13
51510000	Purchased Power	ZN	5000001345	9/18/2012	84,903.94
52000000	M&S Expense (O&M)	WA	5000001346	9/18/2012	2.20
52000000	M&S Expense (O&M)	KR	5000001352	9/18/2012	2,354.26
52000000	M&S Expense (O&M)	KR	5000001353	9/18/2012	110.09
52000000	M&S Expense (O&M)	KR	5000001353	9/18/2012	74.18
52000000	M&S Expense (O&M)	KR	5000001353	9/18/2012	74.18
52000000	M&S Expense (O&M)	KR	5000001353	9/18/2012	74.18
52000000	M&S Expense (O&M)	KR	5000001354	9/18/2012	327.54
52000000	M&S Expense (O&M)	WA	5000001356	9/18/2012	(2.20)
52000000	M&S Expense (O&M)	WA	5000001358	9/18/2012	(20.87)
52000000	M&S Expense (O&M)	WA	5000001359	9/18/2012	20.87
52000000	M&S Expense (O&M)	WA	5000001366	9/18/2012	(37.23)
52000000	M&S Expense (O&M)	WA	5000001366	9/18/2012	(81.33)
52000000	M&S Expense (O&M)	WA	5000001367	9/18/2012	(26.17)
52000000	M&S Expense (O&M)	WA	5000001367	9/18/2012	(256.95)
52000000	M&S Expense (O&M)	WA	5000001367	9/18/2012	(13.09)
52000000	M&S Expense (O&M)	WA	5000001367	9/18/2012	(133.89)
52000000	M&S Expense (O&M)	WA	5000001367	9/18/2012	(243.99)
52000000	M&S Expense (O&M)	WA	5000001368	9/18/2012	(97.79)
52000000	M&S Expense (O&M)	WA	5000001368	9/18/2012	(60.20)
52000000	M&S Expense (O&M)	WA	5000001369	9/18/2012	(46.55)
52000000	M&S Expense (O&M)	WA	5000001370	9/18/2012	(93.33)
52000000	M&S Expense (O&M)	WA	5000001371	9/18/2012	93.33
52000000	M&S Expense (O&M)	WA	5000001372	9/18/2012	46.55
52000000	M&S Expense (O&M)	WA	5000001373	9/18/2012	97.79
52000000	M&S Expense (O&M)	WA	5000001373	9/18/2012	60.20
52000000	M&S Expense (O&M)	WA	5000001374	9/18/2012	26.17
52000000	M&S Expense (O&M)	WA	5000001374	9/18/2012	256.95
52000000	M&S Expense (O&M)	WA	5000001374	9/18/2012	13.09
52000000	M&S Expense (O&M)	WA	5000001374	9/18/2012	133.89
52000000	M&S Expense (O&M)	WA	5000001374	9/18/2012	243.99
52000000	M&S Expense (O&M)	WA	5000001375	9/18/2012	37.23
52000000	M&S Expense (O&M)	WA	5000001375	9/18/2012	81.33
52000000	M&S Expense (O&M)	WA	5000001381	9/18/2012	513.90
52000000	M&S Expense (O&M)	WA	5000001381	9/18/2012	229.70
52000000	M&S Expense (O&M)	WA	5000001381	9/18/2012	162.66
52000000	M&S Expense (O&M)	WA	5000001381	9/18/2012	89.26
52000000	M&S Expense (O&M)	WA	5000001381	9/18/2012	89.75
52500000	Misc Expense (O&M)	WE	5000001347	9/18/2012	4,458.85
52500000	Misc Expense (O&M)	WE	5000001355	9/18/2012	6,888.79
52500000	Misc Expense (O&M)	WE	5000001357	9/18/2012	3,387.46
52532000	Electricity	ZN	5000001344	9/18/2012	18.28
52532000	Electricity	ZN	5000001344	9/18/2012	224.63
52532000	Electricity	ZN	5000001344	9/18/2012	19.74
52532000	Electricity	ZN	5000001344	9/18/2012	25.47
52532000	Electricity	ZN	5000001344	9/18/2012	108.81



## Kentucky American Water Company

Case No. 2012-00520

Response to PSC DR1, Item 31

Account	Description	Doc Type	Document Number	Posting Date	Amount
52532000	Electricity	ZN	5000001344	9/18/2012	19.38
52532000	Electricity	ZN	5000001344	9/18/2012	19.91
52562500	Overnight Shippng	KR	5000001363	9/18/2012	23.33
52562500	Overnight Shippng	KR	5000001363	9/18/2012	4.63
52562500	Overnight Shippng	KR	5000001364	9/18/2012	18.14
52562500	Overnight Shippng	KR	5000001364	9/18/2012	18.45
52571100	Add'l Security Costs	KR	5000001350	9/18/2012	69.96
52571100	Add'l Security Costs	KR	5000001376	9/18/2012	876.25
52571100	Add'l Security Costs	KR	5000001376	9/18/2012	132.50
52574100	Cell Phone	ZC	9400000526	9/18/2012	70.00
52583000	Water & WW	KR	5000001380	9/18/2012	661.44
53150000	Contr Svc-Other	WE	5000001340	9/18/2012	223.97
53150000	Contr Svc-Other	KR	5000001349	9/18/2012	4,770.00
53151000	Contr Svc-Temp EE	KR	5000001378	9/18/2012	6.35
53151000	Contr Svc-Temp EE	KR	5000001379	9/18/2012	101.96
55000000	Transportation (O&M)	KR	5000001351	9/18/2012	28.79
55000000	Transportation (O&M)	KR	5000001351	9/18/2012	3.20
57010000	Uncoll Accts Exp	ZA	9400000528	9/18/2012	(104.17)
72802100	CIAC Rcpt Non-SrvClr	DR	4000001397	9/18/2012	(6,536.00)
40111000	Res Sales Billed	ZA	9400000529	9/19/2012	(12.30)
40111000	Res Sales Billed	ZA	9400000529	9/19/2012	(9.62)
40111000	Res Sales Billed	ZA	9400000529	9/19/2012	(24.80)
40111000	Res Sales Billed	ZA	9400000529	9/19/2012	(164,985.74)
40121000	Com Sales Billed	ZA	9400000529	9/19/2012	(87,807.23)
40131000	Ind Sales Billed	ZA	9400000529	9/19/2012	(222.13)
40145000	Priv Fire Billed	ZA	9400000529	9/19/2012	(3,060.00)
40151000	Publ Auth Billed	ZA	9400000529	9/19/2012	(5,608.75)
40151000	Publ Auth Billed	ZA	9400000529	9/19/2012	(185.18)
40211000	Dom WW Svc Billed	ZA	9400000529	9/19/2012	(7.48)
40251000	PubAuth WW Billed	ZA	9400000529	9/19/2012	(278.31)
40310400	OthRev-NSF Ck Chrg	ZA	9400000529	9/19/2012	(156.00)
40310500	OthRev-Appl/InitFee	ZA	9400000529	9/19/2012	(52.00)
40310500	OthRev-Appl/InitFee	ZA	9400000529	9/19/2012	(1,820.00)
40310700	OthRev-Reconnct Fee	ZA	9400000529	9/19/2012	(1,170.00)
40359900	OthRev WW-Misc Svc	DR	4000001462	9/19/2012	(500.00)
51510000	Purchased Power	ZN	5000001388	9/19/2012	20.66
51510000	Purchased Power	ZF	5000001392	9/19/2012	6,380.62
51510000	Purchased Power	ZF	5000001392	9/19/2012	870.08
52500000	Misc Expense (O&M)	WE	5000001389	9/19/2012	282.78
52532000	Electricity	ZN	5000001388	9/19/2012	34.85
52532000	Electricity	ZN	5000001388	9/19/2012	24.73
53150000	Contr Svc-Other	KR	5000001383	9/19/2012	762.38
53150000	Contr Svc-Other	KR	5000001384	9/19/2012	3,959.00
53150000	Contr Svc-Other	KR	5000001394	9/19/2012	208.23
57010000	Uncoll Accts Exp	ZA	9400000529	9/19/2012	(128.71)
68520100	Tax Discounts	ZF	5000001392	9/19/2012	(1,500.00)
68520100	Tax Discounts	ZF	5000001392	9/19/2012	0.12
72803000	Salvg/Scrap Rcpt Clr	DR	4000001441	9/19/2012	(4,025.00)
72803000	Salvg/Scrap Rcpt Clr	DR	4000001441	9/19/2012	(478.40)
72803000	Salvg/Scrap Rcpt Clr	DR	4000001441	9/19/2012	(31.00)
72803000	Salvg/Scrap Rcpt Clr	DR	4000001441	9/19/2012	(540.00)
72803000	Salvg/Scrap Rcpt Clr	DR	4000001441	9/19/2012	(14.35)
72803000	Salvg/Scrap Rcpt Clr	DR	4000001441	9/19/2012	(30.00)

## Kentucky American Water Company

Case No. 2012-00520

Response to PSC DR1, Item 31

Account	Description	Doc Type	Document Number	Posting Date	Amount
40111000	Res Sales Billed	ZA	9400000532	9/20/2012	(116.23)
40111000	Res Sales Billed	ZA	9400000532	9/20/2012	(24,941.33)
40111000	Res Sales Billed	ZA	9400000532	9/20/2012	(214,839.10)
40121000	Com Sales Billed	ZA	9400000532	9/20/2012	(483.90)
40121000	Com Sales Billed	ZA	9400000532	9/20/2012	(210,505.44)
40131000	Ind Sales Billed	ZA	9400000532	9/20/2012	(281.51)
40145000	Priv Fire Billed	ZA	9400000532	9/20/2012	(15,968.95)
40151000	Publ Auth Billed	ZA	9400000532	9/20/2012	(65,867.15)
40211000	Dom WW Svc Billed	ZA	9400000532	9/20/2012	(116.49)
40310400	OthRev-NSF Ck Chrg	ZA	9400000532	9/20/2012	(144.00)
40310500	OthRev-Appl/InitFee	ZA	9400000532	9/20/2012	(208.00)
40310500	OthRev-Appl/InitFee	ZA	9400000532	9/20/2012	(104.00)
40310500	OthRev-Appl/InitFee	ZA	9400000532	9/20/2012	(2,912.00)
40310700	OthRev-Reconnct Fee	ZA	9400000532	9/20/2012	(156.00)
40310700	OthRev-Reconnct Fee	ZA	9400000532	9/20/2012	(1,274.00)
51510000	Purchased Power	ZF	5000001393	9/20/2012	3,190.31
51510000	Purchased Power	ZF	5000001393	9/20/2012	435.04
52000000	M&S Expense (O&M)	WA	5000001460	9/20/2012	(1,046.91)
52000000	M&S Expense (O&M)	WA	5000001460	9/20/2012	(4,487.75)
52000000	M&S Expense (O&M)	WA	5000001460	9/20/2012	(846.00)
52000000	M&S Expense (O&M)	WA	5000001462	9/20/2012	2,827.28
52000000	M&S Expense (O&M)	KR	5000001467	9/20/2012	3,832.20
52000000	M&S Expense (O&M)	WA	5000001470	9/20/2012	(130.85)
52000000	M&S Expense (O&M)	WA	5000001470	9/20/2012	(378.89)
52000000	M&S Expense (O&M)	WA	5000001470	9/20/2012	(71.71)
52000000	M&S Expense (O&M)	WA	5000001470	9/20/2012	(123.41)
52000000	M&S Expense (O&M)	WA	5000001470	9/20/2012	(81.33)
52000000	M&S Expense (O&M)	WA	5000001470	9/20/2012	(44.63)
52000000	M&S Expense (O&M)	WA	5000001471	9/20/2012	130.85
52000000	M&S Expense (O&M)	WA	5000001471	9/20/2012	378.89
52000000	M&S Expense (O&M)	WA	5000001471	9/20/2012	71.71
52000000	M&S Expense (O&M)	WA	5000001471	9/20/2012	123.41
52000000	M&S Expense (O&M)	WA	5000001471	9/20/2012	81.33
52000000	M&S Expense (O&M)	WA	5000001471	9/20/2012	44.63
52554500	Lab Supplies	WE	5000001395	9/20/2012	42.52
52554500	Lab Supplies	WE	5000001469	9/20/2012	258.34
52562500	Overnight Shippng	KR	5000001468	9/20/2012	210.96
52574000	Telephone	ZC	9400000530	9/20/2012	113.84
52574000	Telephone	ZC	9400000530	9/20/2012	41.57
52574000	Telephone	ZC	9400000530	9/20/2012	44.00
52574000	Telephone	ZC	9400000530	9/20/2012	155.39
52574000	Telephone	ZC	9400000530	9/20/2012	2,386.03
52574000	Telephone	ZC	9400000530	9/20/2012	162.24
52574000	Telephone	ZC	9400000530	9/20/2012	261.38
52586000	PO Small Differences	RE	5000001399	9/20/2012	14.86
52586000	PO Small Differences	RE	5000001400	9/20/2012	22.29
53110000	Contr Svc-Eng	SN	100001088	9/20/2012	(2,418.62)
53110000	Contr Svc-Eng	KR	5000001459	9/20/2012	35,973.52
53110000	Contr Svc-Eng	KR	5000001459	9/20/2012	3,473.86
53110000	Contr Svc-Eng	KR	5000001459	9/20/2012	1,486.98
53110000	Contr Svc-Eng	KR	5000001459	9/20/2012	1,486.97
53110000	Contr Svc-Eng	KR	5000001459	9/20/2012	307.64
54140000	Rents-Equip	KR	5000001458	9/20/2012	320.86

## Kentucky American Water Company

Case No. 2012-00520

Response to PSC DR1, Item 31

Account	Description	Doc Type	Document Number	Posting Date	Amount
54140000	Rents-Equip	KR	5000001461	9/20/2012	297.39
54140000	Rents-Equip	KR	5000001461	9/20/2012	269.88
54140000	Rents-Equip	KR	5000001461	9/20/2012	140.44
54140000	Rents-Equip	KR	5000001461	9/20/2012	140.44
57010000	Uncoll Accts Exp	ZA	9400000531	9/20/2012	(95.38)
57010000	Uncoll Accts Exp	ZA	9400000532	9/20/2012	(252.86)
40111000	Res Sales Billed	ZA	9400000533	9/21/2012	66.20
40111000	Res Sales Billed	ZA	9400000533	9/21/2012	(12,401.23)
40111000	Res Sales Billed	ZA	9400000533	9/21/2012	(246,326.88)
40121000	Com Sales Billed	ZA	9400000533	9/21/2012	(1,461.10)
40121000	Com Sales Billed	ZA	9400000533	9/21/2012	(108,171.93)
40131000	Ind Sales Billed	ZA	9400000533	9/21/2012	(144.23)
40131000	Ind Sales Billed	ZA	9400000533	9/21/2012	(133.38)
40145000	Priv Fire Billed	ZA	9400000533	9/21/2012	(3,628.51)
40151000	Publ Auth Billed	ZA	9400000533	9/21/2012	(1,821.42)
40161000	Sls/Rsle Billed	ZA	9400000533	9/21/2012	(82.38)
40211000	Dom WW Svc Billed	ZA	9400000533	9/21/2012	(1,658.62)
40221000	Com WW Svc Billed	ZA	9400000533	9/21/2012	(424.04)
40231000	Ind WW Svc Billed	ZA	9400000533	9/21/2012	(32.42)
40310400	OthRev-NSF Ck Chrg	ZA	9400000533	9/21/2012	(120.00)
40310500	OthRev-Appl/InitFee	ZA	9400000533	9/21/2012	(910.00)
40310500	OthRev-Appl/InitFee	ZA	9400000533	9/21/2012	(26.00)
40310500	OthRev-Appl/InitFee	ZA	9400000533	9/21/2012	(1,092.00)
40310700	OthRev-Reconnct Fee	ZA	9400000533	9/21/2012	(754.00)
40310700	OthRev-Reconnct Fee	ZA	9400000533	9/21/2012	(26.00)
50100000	Labor Expense	PA	7000000059	9/21/2012	64.98
50100000	Labor Expense	PA	7000000059	9/21/2012	138.42
50100000	Labor Expense	PA	7000000059	9/21/2012	124.86
50100000	Labor Expense	PA	7000000059	9/21/2012	641.76
50100000	Labor Expense	PA	7000000059	9/21/2012	320.88
50100000	Labor Expense	PA	7000000059	9/21/2012	481.32
50100000	Labor Expense	PA	7000000059	9/21/2012	656.25
50100000	Labor Expense	PA	7000000059	9/21/2012	8,293.85
50100000	Labor Expense	PA	7000000059	9/21/2012	1,610.48
50100000	Labor Expense	PA	7000000059	9/21/2012	999.44
50100000	Labor Expense	PA	7000000059	9/21/2012	332.96
50100000	Labor Expense	PA	7000000059	9/21/2012	812.96
50100000	Labor Expense	PA	7000000059	9/21/2012	41.62
50100000	Labor Expense	PA	7000000059	9/21/2012	2,348.32
50100000	Labor Expense	PA	7000000059	9/21/2012	37,994.09
50100000	Labor Expense	PA	7000000059	9/21/2012	10,003.30
50100000	Labor Expense	PA	7000000059	9/21/2012	97.04
50100000	Labor Expense	PA	7000000059	9/21/2012	538.56
50100000	Labor Expense	PA	7000000059	9/21/2012	538.56
50100000	Labor Expense	PA	7000000059	9/21/2012	582.24
50100000	Labor Expense	PA	7000000059	9/21/2012	4,259.99
50100000	Labor Expense	PA	7000000059	9/21/2012	1,228.16
50100000	Labor Expense	PA	7000000059	9/21/2012	8,405.44
50100000	Labor Expense	PA	7000000059	9/21/2012	17,873.88
50100000	Labor Expense	PA	7000000059	9/21/2012	13,038.22
50100000	Labor Expense	PA	7000000059	9/21/2012	34,219.05
50100000	Labor Expense	PA	7000000059	9/21/2012	5,724.81
50100000	Labor Expense	PA	7000000059	9/21/2012	1,154.79

## Kentucky American Water Company

Case No. 2012-00520

Response to PSC DR1, Item 31

Account	Description	Doc Type	Document Number	Posting Date	Amount
50100000	Labor Expense	PA	7000000059	9/21/2012	8,026.77
50100000	Labor Expense	PA	7000000059	9/21/2012	2,273.13
50100000	Labor Expense	PA	7000000059	9/21/2012	481.74
50100000	Labor Expense	PA	7000000059	9/21/2012	5,661.32
50100000	Labor Expense	PA	7000000059	9/21/2012	1,172.08
50100000	Labor Expense	PA	7000000059	9/21/2012	2,892.16
50100000	Labor Expense	PA	7000000059	9/21/2012	1,358.49
50100000	Labor Expense	PA	7000000059	9/21/2012	7,203.12
50100000	Labor Expense	PA	7000000059	9/21/2012	488.80
50100000	Labor Expense	PA	7000000059	9/21/2012	3,420.72
50100000	Labor Expense	PA	7000000059	9/21/2012	1,897.35
50100000	Labor Expense	PA	7000000059	9/21/2012	1,229.40
50100000	Labor Expense	PA	7000000059	9/21/2012	545.40
50100000	Labor Expense	PA	7000000059	9/21/2012	9,773.75
50100000	Labor Expense	PA	7000000059	9/21/2012	532.32
50100000	Labor Expense	PA	7000000059	9/21/2012	2,503.40
50100000	Labor Expense	PA	7000000059	9/21/2012	88.72
50100000	Labor Expense	PA	7000000059	9/21/2012	400.82
50100000	Labor Expense	PA	7000000059	9/21/2012	382.41
50100000	Labor Expense	PA	7000000059	9/21/2012	1,564.65
50100000	Labor Expense	PA	7000000059	9/21/2012	1,536.81
50100000	Labor Expense	PA	7000000059	9/21/2012	1,900.77
50100000	Labor Expense	PA	7000000059	9/21/2012	4,476.03
50100000	Labor Expense	PA	7000000059	9/21/2012	5,209.16
50100000	Labor Expense	PA	7000000059	9/21/2012	6,351.15
50100000	Labor Expense	PA	7000000059	9/21/2012	11,120.85
50100000	Labor Expense	PA	7000000059	9/21/2012	1,014.37
50100000	Labor Expense	PA	7000000059	9/21/2012	967.20
50100000	Labor Expense	PA	7000000059	9/21/2012	773.76
50100000	Labor Expense	PA	7000000059	9/21/2012	1,467.60
50100000	Labor Expense	PA	7000000059	9/21/2012	184.56
50100000	Labor Expense	PA	7000000059	9/21/2012	1,944.40
50100000	Labor Expense	PA	7000000059	9/21/2012	1,207.18
50100000	Labor Expense	PA	7000000059	9/21/2012	1,286.40
50100000	Labor Expense	PA	7000000059	9/21/2012	1,383.14
50100000	Labor Expense	PA	7000000059	9/21/2012	416.74
50100000	Labor Expense	PA	7000000059	9/21/2012	1,649.04
50100000	Labor Expense	PA	7000000059	9/21/2012	1,278.64
50100000	Labor Expense	PA	7000000059	9/21/2012	5,764.02
50100000	Labor Expense	PA	7000000059	9/21/2012	558.98
50100000	Labor Expense	PA	7000000059	9/21/2012	2,161.24
50100000	Labor Expense	PA	7000000059	9/21/2012	492.72
50100000	Labor Expense	PA	7000000059	9/21/2012	1,259.36
50100000	Labor Expense	PA	7000000059	9/21/2012	212.60
50100000	Labor Expense	PA	7000000059	9/21/2012	1,726.96
50100000	Labor Expense	PA	7000000059	9/21/2012	1,038.60
50100000	Labor Expense	PA	7000000059	9/21/2012	23.07
50100000	Labor Expense	PA	7000000077	9/21/2012	875.20
50109900	Labor Cap Credits	UZ	2000000125	9/21/2012	219.60
50109900	Labor Cap Credits	UZ	2000000125	9/21/2012	1,976.40
50109900	Labor Cap Credits	UZ	2000000126	9/21/2012	(1,317.60)
50109900	Labor Cap Credits	UZ	2000000126	9/21/2012	(6,172.48)
50109900	Labor Cap Credits	UZ	2000000126	9/21/2012	(1,296.00)

## Kentucky American Water Company

Case No. 2012-00520

Response to PSC DR1, Item 31

Account	Description	Doc Type	Document Number	Posting Date	Amount
50109900	Labor Cap Credits	UZ	2000000125	9/21/2012	538.56
50109900	Labor Cap Credits	UZ	2000000125	9/21/2012	538.56
50109900	Labor Cap Credits	UZ	2000000125	9/21/2012	(1,036.80)
50109900	Labor Cap Credits	UZ	2000000125	9/21/2012	(1,164.48)
50109900	Labor Cap Credits	UZ	2000000125	9/21/2012	69.22
50109900	Labor Cap Credits	UZ	2000000126	9/21/2012	(4,007.70)
50109900	Labor Cap Credits	UZ	2000000125	9/21/2012	(1,077.12)
50109900	Labor Cap Credits	UZ	2000000125	9/21/2012	366.32
50109900	Labor Cap Credits	UZ	2000000125	9/21/2012	(2,111.85)
50109900	Labor Cap Credits	UZ	2000000126	9/21/2012	(1,077.12)
50109900	Labor Cap Credits	UZ	2000000125	9/21/2012	(194.08)
50109900	Labor Cap Credits	UZ	2000000125	9/21/2012	333.73
50109900	Labor Cap Credits	UZ	2000000125	9/21/2012	518.40
50109900	Labor Cap Credits	UZ	2000000125	9/21/2012	(963.48)
50109900	Labor Cap Credits	UZ	2000000125	9/21/2012	(69.21)
50109900	Labor Cap Credits	UZ	2000000125	9/21/2012	(865.96)
50109900	Labor Cap Credits	UZ	2000000125	9/21/2012	(369.12)
50109900	Labor Cap Credits	UZ	2000000125	9/21/2012	(2,198.00)
50109900	Labor Cap Credits	UZ	2000000125	9/21/2012	187.50
50109900	Labor Cap Credits	UZ	2000000125	9/21/2012	(670.83)
50109900	Labor Cap Credits	UZ	2000000125	9/21/2012	7,819.57
50109900	Labor Cap Credits	UZ	2000000125	9/21/2012	(2,246.16)
50109900	Labor Cap Credits	UZ	2000000125	9/21/2012	962.64
50109900	Labor Cap Credits	UZ	2000000125	9/21/2012	(1,604.40)
50109900	Labor Cap Credits	UZ	2000000126	9/21/2012	481.32
50109900	Labor Cap Credits	UZ	2000000125	9/21/2012	(882.42)
50109900	Labor Cap Credits	UZ	2000000125	9/21/2012	481.32
50109900	Labor Cap Credits	UZ	2000000125	9/21/2012	(54.70)
50109900	Labor Cap Credits	UZ	2000000125	9/21/2012	(18.41)
50109900	Labor Cap Credits	UZ	2000000125	9/21/2012	3,513.75
50109900	Labor Cap Credits	UZ	2000000126	9/21/2012	(6,827.12)
50109900	Labor Cap Credits	UZ	2000000125	9/21/2012	811.39
50109900	Labor Cap Credits	UZ	2000000126	9/21/2012	(170.32)
50109900	Labor Cap Credits	UZ	2000000126	9/21/2012	(2,865.25)
50109900	Labor Cap Credits	UZ	2000000125	9/21/2012	(6,632.66)
50109900	Labor Cap Credits	UZ	2000000126	9/21/2012	754.24
50109900	Labor Cap Credits	UZ	2000000126	9/21/2012	(869.89)
50109900	Labor Cap Credits	UZ	2000000126	9/21/2012	72.52
50109900	Labor Cap Credits	UZ	2000000125	9/21/2012	116.87
50109900	Labor Cap Credits	UZ	2000000125	9/21/2012	(764.82)
50109900	Labor Cap Credits	UZ	2000000125	9/21/2012	(4,477.14)
50109900	Labor Cap Credits	UZ	2000000126	9/21/2012	2,099.70
50109900	Labor Cap Credits	UZ	2000000125	9/21/2012	1,180.23
50109900	Labor Cap Credits	UZ	2000000125	9/21/2012	2,195.91
50109900	Labor Cap Credits	UZ	2000000126	9/21/2012	(6,158.02)
50109900	Labor Cap Credits	UZ	2000000125	9/21/2012	695.42
50109900	Labor Cap Credits	UZ	2000000126	9/21/2012	(1,963.44)
50109900	Labor Cap Credits	UZ	2000000125	9/21/2012	387.59
50109900	Labor Cap Credits	UZ	2000000125	9/21/2012	(4,485.27)
50109900	Labor Cap Credits	UZ	2000000125	9/21/2012	1,107.69
50109900	Labor Cap Credits	UZ	2000000125	9/21/2012	(226.95)
50109900	Labor Cap Credits	UZ	2000000125	9/21/2012	2,774.03
50109900	Labor Cap Credits	UZ	2000000126	9/21/2012	(5,066.24)

## Kentucky American Water Company

Case No. 2012-00520

Response to PSC DR1, Item 31

Account	Description	Doc Type	Document Number	Posting Date	Amount
50109900	Labor Cap Credits	UZ	2000000125	9/21/2012	(8,199.72)
50109900	Labor Cap Credits	UZ	2000000125	9/21/2012	930.62
50109900	Labor Cap Credits	UZ	2000000125	9/21/2012	248.42
50109900	Labor Cap Credits	UZ	2000000125	9/21/2012	930.93
50109900	Labor Cap Credits	UZ	2000000125	9/21/2012	(2,309.19)
50109900	Labor Cap Credits	UZ	2000000125	9/21/2012	(6,298.76)
50109900	Labor Cap Credits	UZ	2000000125	9/21/2012	187.50
50109900	Labor Cap Credits	UZ	2000000125	9/21/2012	444.94
50109900	Labor Cap Credits	UZ	2000000125	9/21/2012	(1,454.65)
50109900	Labor Cap Credits	UZ	2000000125	9/21/2012	156.25
50109900	Labor Cap Credits	UZ	2000000125	9/21/2012	(1,659.67)
50109900	Labor Cap Credits	UZ	2000000125	9/21/2012	291.34
50109900	Labor Cap Credits	UZ	2000000125	9/21/2012	(374.58)
50109900	Labor Cap Credits	UZ	2000000125	9/21/2012	41.62
50109900	Labor Cap Credits	UZ	2000000125	9/21/2012	(124.86)
50109900	Labor Cap Credits	UZ	2000000126	9/21/2012	(3,095.04)
50109900	Labor Cap Credits	UZ	2000000126	9/21/2012	967.20
50110000	Labor NS OT -Natural	PA	7000000059	9/21/2012	32.82
50110000	Labor NS OT -Natural	PA	7000000059	9/21/2012	2,084.70
50110000	Labor NS OT -Natural	PA	7000000059	9/21/2012	993.75
50110000	Labor NS OT -Natural	PA	7000000059	9/21/2012	220.47
50110000	Labor NS OT -Natural	PA	7000000059	9/21/2012	1,078.24
50110000	Labor NS OT -Natural	PA	7000000059	9/21/2012	230.31
50110000	Labor NS OT -Natural	PA	7000000059	9/21/2012	6,181.28
50110000	Labor NS OT -Natural	PA	7000000059	9/21/2012	1,921.78
50110000	Labor NS OT -Natural	PA	7000000059	9/21/2012	1,248.36
50110000	Labor NS OT -Natural	PA	7000000059	9/21/2012	6,241.62
50110000	Labor NS OT -Natural	PA	7000000059	9/21/2012	1,155.71
50110000	Labor NS OT -Natural	PA	7000000059	9/21/2012	514.19
50110000	Labor NS OT -Natural	PA	7000000059	9/21/2012	2,231.32
50110000	Labor NS OT -Natural	PA	7000000059	9/21/2012	2,508.01
50110000	Labor NS OT -Natural	PA	7000000059	9/21/2012	276.88
50110000	Labor NS OT -Natural	PA	7000000059	9/21/2012	1,631.70
50110000	Labor NS OT -Natural	PA	7000000059	9/21/2012	68.25
50110000	Labor NS OT -Natural	PA	7000000059	9/21/2012	809.23
50110000	Labor NS OT -Natural	PA	7000000059	9/21/2012	222.04
50110000	Labor NS OT -Natural	PA	7000000059	9/21/2012	481.44
50110000	Labor NS OT -Natural	PA	7000000059	9/21/2012	1,104.21
50110000	Labor NS OT -Natural	PA	7000000059	9/21/2012	1,543.05
50110000	Labor NS OT -Natural	PA	7000000059	9/21/2012	126.91
50110000	Labor NS OT -Natural	PA	7000000059	9/21/2012	182.12
50110000	Labor NS OT -Natural	PA	7000000059	9/21/2012	52.50
50110000	Labor NS OT -Natural	PA	7000000059	9/21/2012	450.89
50110000	Labor NS OT -Natural	PA	7000000059	9/21/2012	174.29
50110000	Labor NS OT -Natural	PA	7000000059	9/21/2012	1,866.15
50110000	Labor NS OT -Natural	PA	7000000059	9/21/2012	161.93
50110000	Labor NS OT -Natural	PA	7000000059	9/21/2012	331.82
50110000	Labor NS OT -Natural	PA	7000000059	9/21/2012	17.31
50110000	Labor NS OT -Natural	PA	7000000059	9/21/2012	60.00
50110000	Labor NS OT -Natural	PA	7000000077	9/21/2012	82.05
50119900	LaborNSOT CapCredits	UZ	2000000125	9/21/2012	(173.06)
50119900	LaborNSOT CapCredits	UZ	2000000126	9/21/2012	(1,850.73)
50119900	LaborNSOT CapCredits	UZ	2000000125	9/21/2012	(36.26)

Kentucky American Water Company  
Case No. 2012-00520  
Response to PSC DR1, Item 31

Account	Description	Doc Type	Document Number	Posting Date	Amount
50119900	LaborNSOT CapCredits	UZ	2000000125	9/21/2012	(450.89)
50119900	LaborNSOT CapCredits	UZ	2000000126	9/21/2012	(174.29)
50119900	LaborNSOT CapCredits	UZ	2000000125	9/21/2012	(68.25)
50119900	LaborNSOT CapCredits	UZ	2000000125	9/21/2012	(140.08)
50119900	LaborNSOT CapCredits	UZ	2000000125	9/21/2012	(67.85)
50119900	LaborNSOT CapCredits	UZ	2000000125	9/21/2012	(460.48)
50119900	LaborNSOT CapCredits	UZ	2000000126	9/21/2012	(163.17)
50119900	LaborNSOT CapCredits	UZ	2000000125	9/21/2012	(2,012.43)
50119900	LaborNSOT CapCredits	UZ	2000000125	9/21/2012	(1,078.24)
50119900	LaborNSOT CapCredits	UZ	2000000126	9/21/2012	(993.75)
50120000	Labor OT - Natural	PA	7000000059	9/21/2012	3,552.56
50120000	Labor OT - Natural	PA	7000000059	9/21/2012	797.60
50421000	401k Expense	PA	7000000059	9/21/2012	12.84
50421000	401k Expense	PA	7000000059	9/21/2012	25.68
50421000	401k Expense	PA	7000000059	9/21/2012	17.35
50421000	401k Expense	PA	7000000059	9/21/2012	2.60
50421000	401k Expense	PA	7000000059	9/21/2012	69.54
50421000	401k Expense	PA	7000000059	9/21/2012	25.92
50421000	401k Expense	PA	7000000059	9/21/2012	1.62
50421000	401k Expense	PA	7000000059	9/21/2012	26.25
50421000	401k Expense	PA	7000000059	9/21/2012	5.54
50421000	401k Expense	PA	7000000059	9/21/2012	299.92
50421000	401k Expense	PA	7000000059	9/21/2012	18.14
50421000	401k Expense	PA	7000000059	9/21/2012	10.81
50421000	401k Expense	PA	7000000059	9/21/2012	20.52
50421000	401k Expense	PA	7000000059	9/21/2012	8.91
50421000	401k Expense	PA	7000000059	9/21/2012	0.54
50421000	401k Expense	PA	7000000059	9/21/2012	19.26
50421000	401k Expense	PA	7000000059	9/21/2012	33.17
50421000	401k Expense	PA	7000000059	9/21/2012	233.03
50421000	401k Expense	PA	7000000059	9/21/2012	129.60
50421000	401k Expense	PA	7000000059	9/21/2012	586.60
50421000	401k Expense	PA	7000000059	9/21/2012	339.69
50421000	401k Expense	PA	7000000059	9/21/2012	382.28
50421000	401k Expense	PA	7000000059	9/21/2012	676.97
50421000	401k Expense	PA	7000000059	9/21/2012	114.39
50421000	401k Expense	PA	7000000059	9/21/2012	133.94
50421000	401k Expense	PA	7000000059	9/21/2012	30.19
50421000	401k Expense	PA	7000000059	9/21/2012	58.52
50421000	401k Expense	PA	7000000059	9/21/2012	186.79
50421000	401k Expense	PA	7000000059	9/21/2012	5.44
50421000	401k Expense	PA	7000000059	9/21/2012	24.48
50421000	401k Expense	PA	7000000059	9/21/2012	298.79
50421000	401k Expense	PA	7000000059	9/21/2012	59.06
50421000	401k Expense	PA	7000000059	9/21/2012	34.29
50421000	401k Expense	PA	7000000059	9/21/2012	138.53
50421000	401k Expense	PA	7000000059	9/21/2012	13.29
50421000	401k Expense	PA	7000000059	9/21/2012	2.22
50421000	401k Expense	PA	7000000059	9/21/2012	141.93
50421000	401k Expense	PA	7000000059	9/21/2012	16.51
50421000	401k Expense	PA	7000000059	9/21/2012	13.41
50421000	401k Expense	PA	7000000059	9/21/2012	39.12
50421000	401k Expense	PA	7000000059	9/21/2012	108.93

## Kentucky American Water Company

Case No. 2012-00520

Response to PSC DR1, Item 31

Account	Description	Doc Type	Document Number	Posting Date	Amount
50421000	401k Expense	PA	7000000059	9/21/2012	253.75
50421000	401k Expense	PA	7000000059	9/21/2012	54.93
50421000	401k Expense	PA	7000000059	9/21/2012	40.18
50421000	401k Expense	PA	7000000059	9/21/2012	119.12
50421000	401k Expense	PA	7000000059	9/21/2012	235.27
50421000	401k Expense	PA	7000000059	9/21/2012	45.24
50421000	401k Expense	PA	7000000059	9/21/2012	24.20
50421000	401k Expense	PA	7000000059	9/21/2012	19.32
50421000	401k Expense	PA	7000000059	9/21/2012	36.27
50421000	401k Expense	PA	7000000059	9/21/2012	86.17
50421000	401k Expense	PA	7000000059	9/21/2012	47.54
50421000	401k Expense	PA	7000000059	9/21/2012	48.71
50421000	401k Expense	PA	7000000059	9/21/2012	7.38
50421000	401k Expense	PA	7000000059	9/21/2012	3.01
50421000	401k Expense	PA	7000000059	9/21/2012	7.25
50421000	401k Expense	PA	7000000059	9/21/2012	51.40
50421000	401k Expense	PA	7000000059	9/21/2012	12.88
50421000	401k Expense	PA	7000000059	9/21/2012	12.21
50421000	401k Expense	PA	7000000059	9/21/2012	65.46
50421000	401k Expense	PA	7000000059	9/21/2012	47.81
50421000	401k Expense	PA	7000000059	9/21/2012	6.07
50421000	401k Expense	PA	7000000059	9/21/2012	1.73
50421000	401k Expense	PA	7000000059	9/21/2012	4.84
50421000	401k Expense	PA	7000000059	9/21/2012	83.55
50421000	401k Expense	PA	7000000059	9/21/2012	1.72
50421000	401k Expense	PA	7000000059	9/21/2012	41.57
50421000	401k Expense	PA	7000000059	9/21/2012	0.92
50421100	401k Exp Cap Credits	UZ	2000000125	9/21/2012	5.50
50421100	401k Exp Cap Credits	UZ	2000000125	9/21/2012	(32.95)
50421100	401k Exp Cap Credits	UZ	2000000125	9/21/2012	49.41
50421100	401k Exp Cap Credits	UZ	2000000125	9/21/2012	(117.04)
50421100	401k Exp Cap Credits	UZ	2000000125	9/21/2012	(32.40)
50421100	401k Exp Cap Credits	UZ	2000000125	9/21/2012	1.72
50421100	401k Exp Cap Credits	UZ	2000000125	9/21/2012	1.73
50421100	401k Exp Cap Credits	UZ	2000000126	9/21/2012	(25.92)
50421100	401k Exp Cap Credits	UZ	2000000125	9/21/2012	2.77
50421100	401k Exp Cap Credits	UZ	2000000126	9/21/2012	(100.20)
50421100	401k Exp Cap Credits	UZ	2000000125	9/21/2012	(3.46)
50421100	401k Exp Cap Credits	UZ	2000000126	9/21/2012	0.86
50421100	401k Exp Cap Credits	UZ	2000000125	9/21/2012	(39.06)
50421100	401k Exp Cap Credits	UZ	2000000126	9/21/2012	(3.44)
50421100	401k Exp Cap Credits	UZ	2000000125	9/21/2012	2.60
50421100	401k Exp Cap Credits	UZ	2000000125	9/21/2012	12.96
50421100	401k Exp Cap Credits	UZ	2000000125	9/21/2012	(24.42)
50421100	401k Exp Cap Credits	UZ	2000000125	9/21/2012	(23.90)
50421100	401k Exp Cap Credits	UZ	2000000126	9/21/2012	(14.76)
50421100	401k Exp Cap Credits	UZ	2000000125	9/21/2012	7.50
50421100	401k Exp Cap Credits	UZ	2000000125	9/21/2012	(87.46)
50421100	401k Exp Cap Credits	UZ	2000000126	9/21/2012	(17.26)
50421100	401k Exp Cap Credits	UZ	2000000126	9/21/2012	161.49
50421100	401k Exp Cap Credits	UZ	2000000125	9/21/2012	(89.83)
50421100	401k Exp Cap Credits	UZ	2000000126	9/21/2012	38.47
50421100	401k Exp Cap Credits	UZ	2000000125	9/21/2012	19.26



## Kentucky American Water Company

Case No. 2012-00520

Response to PSC DR1, Item 31

Account	Description	Doc Type	Document Number	Posting Date	Amount
50421100	401k Exp Cap Credits	UZ	2000000125	9/21/2012	(64.20)
50421100	401k Exp Cap Credits	UZ	2000000125	9/21/2012	19.26
50421100	401k Exp Cap Credits	UZ	2000000126	9/21/2012	(35.31)
50421100	401k Exp Cap Credits	UZ	2000000125	9/21/2012	(0.64)
50421100	401k Exp Cap Credits	UZ	2000000125	9/21/2012	64.31
50421100	401k Exp Cap Credits	UZ	2000000125	9/21/2012	(185.14)
50421100	401k Exp Cap Credits	UZ	2000000125	9/21/2012	(2.58)
50421100	401k Exp Cap Credits	UZ	2000000126	9/21/2012	11.07
50421100	401k Exp Cap Credits	UZ	2000000125	9/21/2012	(178.09)
50421100	401k Exp Cap Credits	UZ	2000000125	9/21/2012	28.92
50421100	401k Exp Cap Credits	UZ	2000000125	9/21/2012	1.81
50421100	401k Exp Cap Credits	UZ	2000000125	9/21/2012	(33.02)
50421100	401k Exp Cap Credits	UZ	2000000125	9/21/2012	0.74
50421100	401k Exp Cap Credits	UZ	2000000125	9/21/2012	(26.82)
50421100	401k Exp Cap Credits	UZ	2000000125	9/21/2012	40.37
50421100	401k Exp Cap Credits	UZ	2000000125	9/21/2012	(75.40)
50421100	401k Exp Cap Credits	UZ	2000000126	9/21/2012	18.22
50421100	401k Exp Cap Credits	UZ	2000000125	9/21/2012	(167.09)
50421100	401k Exp Cap Credits	UZ	2000000126	9/21/2012	54.52
50421100	401k Exp Cap Credits	UZ	2000000125	9/21/2012	8.89
50421100	401k Exp Cap Credits	UZ	2000000125	9/21/2012	(98.69)
50421100	401k Exp Cap Credits	UZ	2000000126	9/21/2012	(8.02)
50421100	401k Exp Cap Credits	UZ	2000000126	9/21/2012	37.14
50421100	401k Exp Cap Credits	UZ	2000000125	9/21/2012	12.94
50421100	401k Exp Cap Credits	UZ	2000000125	9/21/2012	(78.74)
50421100	401k Exp Cap Credits	UZ	2000000125	9/21/2012	10.27
50421100	401k Exp Cap Credits	UZ	2000000125	9/21/2012	(24.58)
50421100	401k Exp Cap Credits	UZ	2000000126	9/21/2012	8.43
50421100	401k Exp Cap Credits	UZ	2000000125	9/21/2012	23.25
50421100	401k Exp Cap Credits	UZ	2000000125	9/21/2012	(57.66)
50421100	401k Exp Cap Credits	UZ	2000000125	9/21/2012	7.50
50421100	401k Exp Cap Credits	UZ	2000000126	9/21/2012	(291.08)
50421100	401k Exp Cap Credits	UZ	2000000125	9/21/2012	(54.20)
50421100	401k Exp Cap Credits	UZ	2000000125	9/21/2012	17.80
50421100	401k Exp Cap Credits	UZ	2000000125	9/21/2012	6.25
50421100	401k Exp Cap Credits	UZ	2000000126	9/21/2012	(21.62)
50421100	401k Exp Cap Credits	UZ	2000000126	9/21/2012	3.78
50421100	401k Exp Cap Credits	UZ	2000000126	9/21/2012	(4.86)
50421100	401k Exp Cap Credits	UZ	2000000125	9/21/2012	(1.62)
50421100	401k Exp Cap Credits	UZ	2000000125	9/21/2012	0.54
50421100	401k Exp Cap Credits	UZ	2000000125	9/21/2012	(77.44)
50421100	401k Exp Cap Credits	UZ	2000000125	9/21/2012	24.20
50422000	DCP Expense	PA	7000000059	9/21/2012	36.28
50422000	DCP Expense	PA	7000000059	9/21/2012	9.20
50422000	DCP Expense	PA	7000000059	9/21/2012	7.26
50422000	DCP Expense	PA	7000000059	9/21/2012	111.26
50422000	DCP Expense	PA	7000000059	9/21/2012	34.45
50422000	DCP Expense	PA	7000000059	9/21/2012	183.38
50422000	DCP Expense	PA	7000000059	9/21/2012	128.21
50422000	DCP Expense	PA	7000000059	9/21/2012	14.25
50422000	DCP Expense	PA	7000000059	9/21/2012	35.90
50422000	DCP Expense	PA	7000000059	9/21/2012	33.70
50422000	DCP Expense	PA	7000000059	9/21/2012	16.85

Kentucky American Water Company

Case No. 2012-00520

Response to PSC DR1, Item 31

Account	Description	Doc Type	Document Number	Posting Date	Amount
50422000	DCP Expense	PA	7000000059	9/21/2012	25.27
50422000	DCP Expense	PA	7000000059	9/21/2012	79.28
50422000	DCP Expense	PA	7000000059	9/21/2012	42.00
50422000	DCP Expense	PA	7000000059	9/21/2012	32.03
50422000	DCP Expense	PA	7000000059	9/21/2012	3.15
50422000	DCP Expense	PA	7000000059	9/21/2012	1.05
50422000	DCP Expense	PA	7000000059	9/21/2012	16.80
50422000	DCP Expense	PA	7000000059	9/21/2012	90.99
50422000	DCP Expense	PA	7000000059	9/21/2012	13.00
50422000	DCP Expense	PA	7000000059	9/21/2012	3.41
50422000	DCP Expense	PA	7000000059	9/21/2012	19.77
50422000	DCP Expense	PA	7000000059	9/21/2012	24.26
50422000	DCP Expense	PA	7000000059	9/21/2012	292.71
50422000	DCP Expense	PA	7000000059	9/21/2012	29.77
50422000	DCP Expense	PA	7000000059	9/21/2012	48.24
50422000	DCP Expense	PA	7000000059	9/21/2012	12.60
50422000	DCP Expense	PA	7000000059	9/21/2012	241.29
50422000	DCP Expense	PA	7000000059	9/21/2012	9.69
50422000	DCP Expense	PA	7000000059	9/21/2012	308.00
50422000	DCP Expense	PA	7000000059	9/21/2012	53.28
50422000	DCP Expense	PA	7000000059	9/21/2012	86.57
50422000	DCP Expense	PA	7000000059	9/21/2012	105.87
50422000	DCP Expense	PA	7000000059	9/21/2012	33.76
50422000	DCP Expense	PA	7000000059	9/21/2012	254.13
50422000	DCP Expense	PA	7000000059	9/21/2012	16.88
50422000	DCP Expense	PA	7000000059	9/21/2012	44.24
50422000	DCP Expense	PA	7000000059	9/21/2012	67.56
50422000	DCP Expense	PA	7000000059	9/21/2012	321.09
50422000	DCP Expense	PA	7000000059	9/21/2012	179.03
50422000	DCP Expense	PA	7000000059	9/21/2012	36.32
50422000	DCP Expense	PA	7000000059	9/21/2012	89.64
50422000	DCP Expense	PA	7000000059	9/21/2012	1,337.96
50422000	DCP Expense	PA	7000000059	9/21/2012	9.36
50422000	DCP Expense	PA	7000000059	9/21/2012	1,064.47
50422000	DCP Expense	PA	7000000059	9/21/2012	380.68
50422000	DCP Expense	PA	7000000059	9/21/2012	68.95
50422000	DCP Expense	PA	7000000059	9/21/2012	274.40
50422000	DCP Expense	PA	7000000059	9/21/2012	438.23
50422000	DCP Expense	PA	7000000059	9/21/2012	11.79
50422000	DCP Expense	PA	7000000059	9/21/2012	251.51
50422000	DCP Expense	PA	7000000059	9/21/2012	7.35
50422000	DCP Expense	PA	7000000059	9/21/2012	176.86
50422000	DCP Expense	PA	7000000059	9/21/2012	135.55
50422000	DCP Expense	PA	7000000059	9/21/2012	54.54
50422000	DCP Expense	PA	7000000059	9/21/2012	1.21
50422000	DCP Expense	PA	7000000059	9/21/2012	21.13
50422000	DCP Expense	PA	7000000059	9/21/2012	10.10
50422000	DCP Expense	PA	7000000059	9/21/2012	17.25
50422000	DCP Expense	PA	7000000059	9/21/2012	26.06
50422000	DCP Expense	PA	7000000059	9/21/2012	90.87
50422100	DCP Exp Cap Credits	UZ	2000000125	9/21/2012	3.64
50422100	DCP Exp Cap Credits	UZ	2000000125	9/21/2012	(56.32)
50422100	DCP Exp Cap Credits	UZ	2000000125	9/21/2012	17.52

Kentucky American Water Company

Case No. 2012-00520

Response to PSC DR1, Item 31

Account	Description	Doc Type	Document Number	Posting Date	Amount
50422100	DCP Exp Cap Credits	UZ	2000000125	9/21/2012	(18.72)
50422100	DCP Exp Cap Credits	UZ	2000000125	9/21/2012	(3.63)
50422100	DCP Exp Cap Credits	UZ	2000000125	9/21/2012	(19.38)
50422100	DCP Exp Cap Credits	UZ	2000000126	9/21/2012	(26.44)
50422100	DCP Exp Cap Credits	UZ	2000000125	9/21/2012	(113.74)
50422100	DCP Exp Cap Credits	UZ	2000000125	9/21/2012	9.84
50422100	DCP Exp Cap Credits	UZ	2000000126	9/21/2012	291.81
50422100	DCP Exp Cap Credits	UZ	2000000126	9/21/2012	(25.20)
50422100	DCP Exp Cap Credits	UZ	2000000125	9/21/2012	50.52
50422100	DCP Exp Cap Credits	UZ	2000000125	9/21/2012	(117.92)
50422100	DCP Exp Cap Credits	UZ	2000000125	9/21/2012	(84.24)
50422100	DCP Exp Cap Credits	UZ	2000000126	9/21/2012	25.27
50422100	DCP Exp Cap Credits	UZ	2000000125	9/21/2012	25.27
50422100	DCP Exp Cap Credits	UZ	2000000126	9/21/2012	(46.33)
50422100	DCP Exp Cap Credits	UZ	2000000125	9/21/2012	(2.87)
50422100	DCP Exp Cap Credits	UZ	2000000126	9/21/2012	(0.97)
50422100	DCP Exp Cap Credits	UZ	2000000125	9/21/2012	155.67
50422100	DCP Exp Cap Credits	UZ	2000000126	9/21/2012	(391.80)
50422100	DCP Exp Cap Credits	UZ	2000000125	9/21/2012	42.36
50422100	DCP Exp Cap Credits	UZ	2000000125	9/21/2012	(10.84)
50422100	DCP Exp Cap Credits	UZ	2000000125	9/21/2012	(173.14)
50422100	DCP Exp Cap Credits	UZ	2000000125	9/21/2012	(269.07)
50422100	DCP Exp Cap Credits	UZ	2000000126	9/21/2012	35.10
50422100	DCP Exp Cap Credits	UZ	2000000125	9/21/2012	(48.52)
50422100	DCP Exp Cap Credits	UZ	2000000125	9/21/2012	6.05
50422100	DCP Exp Cap Credits	UZ	2000000126	9/21/2012	(39.54)
50422100	DCP Exp Cap Credits	UZ	2000000125	9/21/2012	52.94
50422100	DCP Exp Cap Credits	UZ	2000000125	9/21/2012	(131.91)
50422100	DCP Exp Cap Credits	UZ	2000000125	9/21/2012	61.86
50422100	DCP Exp Cap Credits	UZ	2000000125	9/21/2012	(71.01)
50422100	DCP Exp Cap Credits	UZ	2000000125	9/21/2012	8.51
50422100	DCP Exp Cap Credits	UZ	2000000125	9/21/2012	(76.07)
50422100	DCP Exp Cap Credits	UZ	2000000126	9/21/2012	3.66
50422100	DCP Exp Cap Credits	UZ	2000000125	9/21/2012	58.15
50422100	DCP Exp Cap Credits	UZ	2000000125	9/21/2012	(35.51)
50422100	DCP Exp Cap Credits	UZ	2000000125	9/21/2012	12.69
50422100	DCP Exp Cap Credits	UZ	2000000125	9/21/2012	(82.79)
50422100	DCP Exp Cap Credits	UZ	2000000125	9/21/2012	(137.08)
50422100	DCP Exp Cap Credits	UZ	2000000126	9/21/2012	15.23
50422100	DCP Exp Cap Credits	UZ	2000000126	9/21/2012	13.04
50422100	DCP Exp Cap Credits	UZ	2000000125	9/21/2012	9.84
50422100	DCP Exp Cap Credits	UZ	2000000126	9/21/2012	(373.32)
50422100	DCP Exp Cap Credits	UZ	2000000125	9/21/2012	23.36
50422100	DCP Exp Cap Credits	UZ	2000000126	9/21/2012	(62.39)
50422100	DCP Exp Cap Credits	UZ	2000000125	9/21/2012	8.20
50422100	DCP Exp Cap Credits	UZ	2000000125	9/21/2012	(64.06)
50422100	DCP Exp Cap Credits	UZ	2000000125	9/21/2012	(9.45)
50422100	DCP Exp Cap Credits	UZ	2000000126	9/21/2012	7.35
50422100	DCP Exp Cap Credits	UZ	2000000125	9/21/2012	1.05
50422100	DCP Exp Cap Credits	UZ	2000000126	9/21/2012	(3.15)
50510100	PBOP Cap Credits	UZ	2000000133	9/21/2012	29.89
50510100	PBOP Cap Credits	UZ	2000000133	9/21/2012	89.66
50510100	PBOP Cap Credits	UZ	2000000134	9/21/2012	(840.07)

## Kentucky American Water Company

Case No. 2012-00520

Response to PSC DR1, Item 31

Account	Description	Doc Type	Document Number	Posting Date	Amount
50510100	PBOP Cap Credits	UZ	2000000133	9/21/2012	(176.39)
50510100	PBOP Cap Credits	UZ	2000000133	9/21/2012	73.30
50510100	PBOP Cap Credits	UZ	2000000134	9/21/2012	(67.81)
50510100	PBOP Cap Credits	UZ	2000000133	9/21/2012	(158.49)
50510100	PBOP Cap Credits	UZ	2000000134	9/21/2012	(536.03)
50510100	PBOP Cap Credits	UZ	2000000134	9/21/2012	(146.60)
50510100	PBOP Cap Credits	UZ	2000000134	9/21/2012	49.86
50510100	PBOP Cap Credits	UZ	2000000133	9/21/2012	(287.42)
50510100	PBOP Cap Credits	UZ	2000000133	9/21/2012	(146.60)
50510100	PBOP Cap Credits	UZ	2000000133	9/21/2012	(26.41)
50510100	PBOP Cap Credits	UZ	2000000133	9/21/2012	45.42
50510100	PBOP Cap Credits	UZ	2000000134	9/21/2012	70.55
50510100	PBOP Cap Credits	UZ	2000000133	9/21/2012	(9.42)
50510100	PBOP Cap Credits	UZ	2000000134	9/21/2012	(131.13)
50510100	PBOP Cap Credits	UZ	2000000133	9/21/2012	(50.24)
50510100	PBOP Cap Credits	UZ	2000000133	9/21/2012	(117.86)
50510100	PBOP Cap Credits	UZ	2000000133	9/21/2012	(273.63)
50510100	PBOP Cap Credits	UZ	2000000133	9/21/2012	972.94
50510100	PBOP Cap Credits	UZ	2000000134	9/21/2012	(174.69)
50510100	PBOP Cap Credits	UZ	2000000134	9/21/2012	(152.85)
50510100	PBOP Cap Credits	UZ	2000000133	9/21/2012	(54.59)
50510100	PBOP Cap Credits	UZ	2000000134	9/21/2012	(7.44)
50510100	PBOP Cap Credits	UZ	2000000133	9/21/2012	(2.51)
50510100	PBOP Cap Credits	UZ	2000000133	9/21/2012	(450.95)
50510100	PBOP Cap Credits	UZ	2000000134	9/21/2012	87.25
50510100	PBOP Cap Credits	UZ	2000000133	9/21/2012	(389.96)
50510100	PBOP Cap Credits	UZ	2000000133	9/21/2012	(800.05)
50510100	PBOP Cap Credits	UZ	2000000133	9/21/2012	(108.52)
50510100	PBOP Cap Credits	UZ	2000000134	9/21/2012	(88.19)
50510100	PBOP Cap Credits	UZ	2000000133	9/21/2012	(323.57)
50510100	PBOP Cap Credits	UZ	2000000133	9/21/2012	160.63
50510100	PBOP Cap Credits	UZ	2000000133	9/21/2012	(539.24)
50510100	PBOP Cap Credits	UZ	2000000134	9/21/2012	(172.58)
50510100	PBOP Cap Credits	UZ	2000000133	9/21/2012	(557.69)
50510100	PBOP Cap Credits	UZ	2000000133	9/21/2012	119.87
50510100	PBOP Cap Credits	UZ	2000000133	9/21/2012	(311.97)
50510100	PBOP Cap Credits	UZ	2000000133	9/21/2012	(989.32)
50510100	PBOP Cap Credits	UZ	2000000133	9/21/2012	33.81
50510100	PBOP Cap Credits	UZ	2000000134	9/21/2012	(187.58)
50510100	PBOP Cap Credits	UZ	2000000134	9/21/2012	(831.74)
50510100	PBOP Cap Credits	UZ	2000000133	9/21/2012	(137.42)
50510100	PBOP Cap Credits	UZ	2000000134	9/21/2012	21.27
50510100	PBOP Cap Credits	UZ	2000000134	9/21/2012	(225.88)
50510100	PBOP Cap Credits	UZ	2000000134	9/21/2012	(11.33)
50510100	PBOP Cap Credits	UZ	2000000134	9/21/2012	(11.33)
50510100	PBOP Cap Credits	UZ	2000000133	9/21/2012	(289.60)
50550000	Group Insur Expense	PA	7000000059	9/21/2012	33.56
50550000	Group Insur Expense	PA	7000000059	9/21/2012	584.69
50550000	Group Insur Expense	PA	7000000059	9/21/2012	293.61
50550000	Group Insur Expense	PA	7000000059	9/21/2012	22.37
50550000	Group Insur Expense	PA	7000000059	9/21/2012	44.74
50550000	Group Insur Expense	PA	7000000059	9/21/2012	25.45
50550000	Group Insur Expense	PA	7000000059	9/21/2012	266.10

## Kentucky American Water Company

Case No. 2012-00520

Response to PSC DR1, Item 31

Account	Description	Doc Type	Document Number	Posting Date	Amount
50550000	Group Insur Expense	PA	7000000059	9/21/2012	241.27
50550000	Group Insur Expense	PA	7000000059	9/21/2012	8.48
50550000	Group Insur Expense	PA	7000000059	9/21/2012	5.51
50550000	Group Insur Expense	PA	7000000059	9/21/2012	546.13
50550000	Group Insur Expense	PA	7000000059	9/21/2012	109.00
50550000	Group Insur Expense	PA	7000000059	9/21/2012	15.15
50550000	Group Insur Expense	PA	7000000059	9/21/2012	481.37
50550000	Group Insur Expense	PA	7000000059	9/21/2012	1,132.41
50550000	Group Insur Expense	PA	7000000059	9/21/2012	1,737.05
50550000	Group Insur Expense	PA	7000000059	9/21/2012	7,924.74
50550000	Group Insur Expense	PA	7000000059	9/21/2012	701.95
50550000	Group Insur Expense	PA	7000000059	9/21/2012	148.46
50550000	Group Insur Expense	PA	7000000059	9/21/2012	1,104.15
50550000	Group Insur Expense	PA	7000000059	9/21/2012	1,493.04
50550000	Group Insur Expense	PA	7000000059	9/21/2012	409.29
50550000	Group Insur Expense	PA	7000000059	9/21/2012	4,266.46
50550000	Group Insur Expense	PA	7000000059	9/21/2012	9,767.74
50550000	Group Insur Expense	PA	7000000059	9/21/2012	2,604.39
50550000	Group Insur Expense	PA	7000000059	9/21/2012	54.02
50550000	Group Insur Expense	PA	7000000059	9/21/2012	107.38
50550000	Group Insur Expense	PA	7000000059	9/21/2012	942.01
50550000	Group Insur Expense	PA	7000000059	9/21/2012	2,086.06
50550000	Group Insur Expense	PA	7000000059	9/21/2012	10.88
50550000	Group Insur Expense	PA	7000000059	9/21/2012	65.14
50550000	Group Insur Expense	PA	7000000059	9/21/2012	139.80
50550000	Group Insur Expense	PA	7000000059	9/21/2012	139.80
50550000	Group Insur Expense	PA	7000000059	9/21/2012	1,279.27
50550000	Group Insur Expense	PA	7000000059	9/21/2012	238.60
50550000	Group Insur Expense	PA	7000000059	9/21/2012	741.78
50550000	Group Insur Expense	PA	7000000059	9/21/2012	1,505.96
50550000	Group Insur Expense	PA	7000000059	9/21/2012	81.39
50550000	Group Insur Expense	PA	7000000059	9/21/2012	465.75
50550000	Group Insur Expense	PA	7000000059	9/21/2012	707.50
50550000	Group Insur Expense	PA	7000000059	9/21/2012	54.60
50550000	Group Insur Expense	PA	7000000059	9/21/2012	348.94
50550000	Group Insur Expense	PA	7000000059	9/21/2012	2,690.19
50550000	Group Insur Expense	PA	7000000059	9/21/2012	273.42
50550000	Group Insur Expense	PA	7000000059	9/21/2012	1,172.52
50550000	Group Insur Expense	PA	7000000059	9/21/2012	1,222.87
50550000	Group Insur Expense	PA	7000000059	9/21/2012	632.11
50550000	Group Insur Expense	PA	7000000059	9/21/2012	73.83
50550000	Group Insur Expense	PA	7000000059	9/21/2012	58.60
50550000	Group Insur Expense	PA	7000000059	9/21/2012	270.21
50550000	Group Insur Expense	PA	7000000059	9/21/2012	266.27
50550000	Group Insur Expense	PA	7000000059	9/21/2012	258.23
50550000	Group Insur Expense	PA	7000000059	9/21/2012	1,183.97
50550000	Group Insur Expense	PA	7000000059	9/21/2012	515.98
50550000	Group Insur Expense	PA	7000000059	9/21/2012	20.26
50550000	Group Insur Expense	PA	7000000059	9/21/2012	121.59
50550000	Group Insur Expense	PA	7000000059	9/21/2012	236.62
50550000	Group Insur Expense	PA	7000000059	9/21/2012	295.70
50550000	Group Insur Expense	PA	7000000059	9/21/2012	248.80
50550000	Group Insur Expense	PA	7000000059	9/21/2012	1,235.03

Kentucky American Water Company

Case No. 2012-00520

Response to PSC DR1, Item 31

Account	Description	Doc Type	Document Number	Posting Date	Amount
50550000	Group Insur Expense	PA	7000000059	9/21/2012	626.25
50550000	Group Insur Expense	PA	7000000059	9/21/2012	309.73
50550000	Group Insur Expense	PA	7000000059	9/21/2012	21.16
50550000	Group Insur Expense	PA	7000000059	9/21/2012	122.66
50550000	Group Insur Expense	PA	7000000059	9/21/2012	399.55
50550000	Group Insur Expense	PA	7000000059	9/21/2012	239.36
50550000	Group Insur Expense	PA	7000000059	9/21/2012	135.26
50550000	Group Insur Expense	PA	7000000059	9/21/2012	572.28
50550000	Group Insur Expense	PA	7000000059	9/21/2012	444.27
50550000	Group Insur Expense	PA	7000000059	9/21/2012	348.78
50550000	Group Insur Expense	PA	7000000059	9/21/2012	104.28
50550000	Group Insur Expense	PA	7000000059	9/21/2012	81.91
50550000	Group Insur Expense	PA	7000000059	9/21/2012	273.65
50550000	Group Insur Expense	PA	7000000059	9/21/2012	55.64
50550000	Group Insur Expense	PA	7000000059	9/21/2012	267.02
50550000	Group Insur Expense	PA	7000000059	9/21/2012	2.63
50550100	Group Ins Cap Credits	UZ	2000000125	9/21/2012	39.71
50550100	Group Ins Cap Credits	UZ	2000000125	9/21/2012	(236.37)
50550100	Group Ins Cap Credits	UZ	2000000126	9/21/2012	357.66
50550100	Group Ins Cap Credits	UZ	2000000125	9/21/2012	(1,527.16)
50550100	Group Ins Cap Credits	UZ	2000000125	9/21/2012	(297.85)
50550100	Group Ins Cap Credits	UZ	2000000126	9/21/2012	139.79
50550100	Group Ins Cap Credits	UZ	2000000126	9/21/2012	(238.32)
50550100	Group Ins Cap Credits	UZ	2000000126	9/21/2012	139.79
50550100	Group Ins Cap Credits	UZ	2000000125	9/21/2012	(130.28)
50550100	Group Ins Cap Credits	UZ	2000000125	9/21/2012	(698.02)
50550100	Group Ins Cap Credits	UZ	2000000126	9/21/2012	7.17
50550100	Group Ins Cap Credits	UZ	2000000125	9/21/2012	(279.60)
50550100	Group Ins Cap Credits	UZ	2000000125	9/21/2012	80.75
50550100	Group Ins Cap Credits	UZ	2000000126	9/21/2012	(516.02)
50550100	Group Ins Cap Credits	UZ	2000000125	9/21/2012	(279.60)
50550100	Group Ins Cap Credits	UZ	2000000125	9/21/2012	(21.76)
50550100	Group Ins Cap Credits	UZ	2000000125	9/21/2012	76.48
50550100	Group Ins Cap Credits	UZ	2000000125	9/21/2012	116.78
50550100	Group Ins Cap Credits	UZ	2000000125	9/21/2012	(214.76)
50550100	Group Ins Cap Credits	UZ	2000000125	9/21/2012	(20.07)
50550100	Group Ins Cap Credits	UZ	2000000125	9/21/2012	(150.36)
50550100	Group Ins Cap Credits	UZ	2000000125	9/21/2012	(42.32)
50550100	Group Ins Cap Credits	UZ	2000000125	9/21/2012	44.59
50550100	Group Ins Cap Credits	UZ	2000000126	9/21/2012	(432.58)
50550100	Group Ins Cap Credits	UZ	2000000125	9/21/2012	(139.13)
50550100	Group Ins Cap Credits	UZ	2000000125	9/21/2012	1,616.60
50550100	Group Ins Cap Credits	UZ	2000000125	9/21/2012	67.08
50550100	Group Ins Cap Credits	UZ	2000000126	9/21/2012	(156.87)
50550100	Group Ins Cap Credits	UZ	2000000125	9/21/2012	33.56
50550100	Group Ins Cap Credits	UZ	2000000125	9/21/2012	(112.04)
50550100	Group Ins Cap Credits	UZ	2000000125	9/21/2012	(61.58)
50550100	Group Ins Cap Credits	UZ	2000000126	9/21/2012	33.56
50550100	Group Ins Cap Credits	UZ	2000000125	9/21/2012	(10.83)
50550100	Group Ins Cap Credits	UZ	2000000126	9/21/2012	(5.51)
50550100	Group Ins Cap Credits	UZ	2000000125	9/21/2012	(1,896.92)
50550100	Group Ins Cap Credits	UZ	2000000125	9/21/2012	652.88
50550100	Group Ins Cap Credits	UZ	2000000125	9/21/2012	(47.34)

## Kentucky American Water Company

Case No. 2012-00520

Response to PSC DR1, Item 31

Account	Description	Doc Type	Document Number	Posting Date	Amount
50550100	Group Ins Cap Credits	UZ	2000000125	9/21/2012	139.32
50550100	Group Ins Cap Credits	UZ	2000000125	9/21/2012	(799.10)
50550100	Group Ins Cap Credits	UZ	2000000125	9/21/2012	(1,333.36)
50550100	Group Ins Cap Credits	UZ	2000000125	9/21/2012	143.71
50550100	Group Ins Cap Credits	UZ	2000000125	9/21/2012	(147.66)
50550100	Group Ins Cap Credits	UZ	2000000126	9/21/2012	14.17
50550100	Group Ins Cap Credits	UZ	2000000125	9/21/2012	19.75
50550100	Group Ins Cap Credits	UZ	2000000125	9/21/2012	(117.20)
50550100	Group Ins Cap Credits	UZ	2000000125	9/21/2012	(1,253.28)
50550100	Group Ins Cap Credits	UZ	2000000125	9/21/2012	540.08
50550100	Group Ins Cap Credits	UZ	2000000126	9/21/2012	230.81
50550100	Group Ins Cap Credits	UZ	2000000125	9/21/2012	(972.73)
50550100	Group Ins Cap Credits	UZ	2000000125	9/21/2012	392.74
50550100	Group Ins Cap Credits	UZ	2000000125	9/21/2012	67.54
50550100	Group Ins Cap Credits	UZ	2000000126	9/21/2012	(188.72)
50550100	Group Ins Cap Credits	UZ	2000000125	9/21/2012	(780.63)
50550100	Group Ins Cap Credits	UZ	2000000125	9/21/2012	62.34
50550100	Group Ins Cap Credits	UZ	2000000125	9/21/2012	284.74
50550100	Group Ins Cap Credits	UZ	2000000125	9/21/2012	(151.79)
50550100	Group Ins Cap Credits	UZ	2000000126	9/21/2012	692.22
50550100	Group Ins Cap Credits	UZ	2000000126	9/21/2012	(1,149.84)
50550100	Group Ins Cap Credits	UZ	2000000126	9/21/2012	(2,157.70)
50550100	Group Ins Cap Credits	UZ	2000000126	9/21/2012	208.05
50550100	Group Ins Cap Credits	UZ	2000000125	9/21/2012	62.85
50550100	Group Ins Cap Credits	UZ	2000000125	9/21/2012	(700.15)
50550100	Group Ins Cap Credits	UZ	2000000126	9/21/2012	260.27
50550100	Group Ins Cap Credits	UZ	2000000125	9/21/2012	(1,080.80)
50550100	Group Ins Cap Credits	UZ	2000000125	9/21/2012	44.58
50550100	Group Ins Cap Credits	UZ	2000000125	9/21/2012	75.97
50550100	Group Ins Cap Credits	UZ	2000000126	9/21/2012	(213.41)
50550100	Group Ins Cap Credits	UZ	2000000125	9/21/2012	37.15
50550100	Group Ins Cap Credits	UZ	2000000126	9/21/2012	(532.20)
50550100	Group Ins Cap Credits	UZ	2000000126	9/21/2012	90.50
50550100	Group Ins Cap Credits	UZ	2000000126	9/21/2012	(81.31)
50550100	Group Ins Cap Credits	UZ	2000000125	9/21/2012	12.94
50550100	Group Ins Cap Credits	UZ	2000000125	9/21/2012	(27.11)
50550100	Group Ins Cap Credits	UZ	2000000126	9/21/2012	(937.06)
50550100	Group Ins Cap Credits	UZ	2000000126	9/21/2012	270.35
50610100	Pension Cap Credits	UZ	2000000133	9/21/2012	35.18
50610100	Pension Cap Credits	UZ	2000000134	9/21/2012	105.54
50610100	Pension Cap Credits	UZ	2000000134	9/21/2012	(988.83)
50610100	Pension Cap Credits	UZ	2000000134	9/21/2012	(207.62)
50610100	Pension Cap Credits	UZ	2000000133	9/21/2012	86.28
50610100	Pension Cap Credits	UZ	2000000133	9/21/2012	(79.82)
50610100	Pension Cap Credits	UZ	2000000133	9/21/2012	(186.55)
50610100	Pension Cap Credits	UZ	2000000133	9/21/2012	(630.94)
50610100	Pension Cap Credits	UZ	2000000133	9/21/2012	(172.55)
50610100	Pension Cap Credits	UZ	2000000134	9/21/2012	58.68
50610100	Pension Cap Credits	UZ	2000000133	9/21/2012	(338.32)
50610100	Pension Cap Credits	UZ	2000000133	9/21/2012	(172.55)
50610100	Pension Cap Credits	UZ	2000000133	9/21/2012	(31.09)
50610100	Pension Cap Credits	UZ	2000000134	9/21/2012	53.46
50610100	Pension Cap Credits	UZ	2000000134	9/21/2012	83.05

## Kentucky American Water Company

Case No. 2012-00520

Response to PSC DR1, Item 31

Account	Description	Doc Type	Document Number	Posting Date	Amount
50610100	Pension Cap Credits	UZ	2000000133	9/21/2012	(11.09)
50610100	Pension Cap Credits	UZ	2000000133	9/21/2012	(154.35)
50610100	Pension Cap Credits	UZ	2000000134	9/21/2012	(59.13)
50610100	Pension Cap Credits	UZ	2000000134	9/21/2012	(138.73)
50610100	Pension Cap Credits	UZ	2000000133	9/21/2012	(322.08)
50610100	Pension Cap Credits	UZ	2000000133	9/21/2012	1,145.23
50610100	Pension Cap Credits	UZ	2000000133	9/21/2012	(205.62)
50610100	Pension Cap Credits	UZ	2000000133	9/21/2012	(179.92)
50610100	Pension Cap Credits	UZ	2000000134	9/21/2012	(64.26)
50610100	Pension Cap Credits	UZ	2000000133	9/21/2012	(8.76)
50610100	Pension Cap Credits	UZ	2000000133	9/21/2012	(2.95)
50610100	Pension Cap Credits	UZ	2000000133	9/21/2012	(530.80)
50610100	Pension Cap Credits	UZ	2000000133	9/21/2012	102.70
50610100	Pension Cap Credits	UZ	2000000133	9/21/2012	(459.01)
50610100	Pension Cap Credits	UZ	2000000134	9/21/2012	(941.72)
50610100	Pension Cap Credits	UZ	2000000134	9/21/2012	(127.74)
50610100	Pension Cap Credits	UZ	2000000133	9/21/2012	(103.80)
50610100	Pension Cap Credits	UZ	2000000133	9/21/2012	(380.87)
50610100	Pension Cap Credits	UZ	2000000133	9/21/2012	189.07
50610100	Pension Cap Credits	UZ	2000000134	9/21/2012	(634.73)
50610100	Pension Cap Credits	UZ	2000000133	9/21/2012	(203.14)
50610100	Pension Cap Credits	UZ	2000000134	9/21/2012	(656.45)
50610100	Pension Cap Credits	UZ	2000000133	9/21/2012	141.09
50610100	Pension Cap Credits	UZ	2000000134	9/21/2012	(367.21)
50610100	Pension Cap Credits	UZ	2000000134	9/21/2012	(1,164.51)
50610100	Pension Cap Credits	UZ	2000000134	9/21/2012	39.80
50610100	Pension Cap Credits	UZ	2000000134	9/21/2012	(220.80)
50610100	Pension Cap Credits	UZ	2000000134	9/21/2012	(979.02)
50610100	Pension Cap Credits	UZ	2000000133	9/21/2012	(161.76)
50610100	Pension Cap Credits	UZ	2000000134	9/21/2012	25.03
50610100	Pension Cap Credits	UZ	2000000133	9/21/2012	(265.88)
50610100	Pension Cap Credits	UZ	2000000134	9/21/2012	(13.34)
50610100	Pension Cap Credits	UZ	2000000133	9/21/2012	(13.34)
50610100	Pension Cap Credits	UZ	2000000133	9/21/2012	(340.88)
51510000	Purchased Power	ZN	5000001473	9/21/2012	816.46
52000000	M&S Expense (O&M)	WA	5000001601	9/21/2012	8.76
52000000	M&S Expense (O&M)	WA	5000001601	9/21/2012	7.10
52000000	M&S Expense (O&M)	WA	5000001601	9/21/2012	81.52
52000000	M&S Expense (O&M)	WA	5000001603	9/21/2012	7.24
52000000	M&S Expense (O&M)	WA	5000001606	9/21/2012	12.69
52000000	M&S Expense (O&M)	WA	5000001608	9/21/2012	16.92
52000000	M&S Expense (O&M)	WA	5000001609	9/21/2012	24.54
52000000	M&S Expense (O&M)	WA	5000001609	9/21/2012	23.70
52000000	M&S Expense (O&M)	WA	5000001609	9/21/2012	47.71
52000000	M&S Expense (O&M)	WA	5000001610	9/21/2012	5.84
52000000	M&S Expense (O&M)	WA	5000001610	9/21/2012	27.30
52000000	M&S Expense (O&M)	WA	5000001610	9/21/2012	8.07
52000000	M&S Expense (O&M)	WA	5000001610	9/21/2012	40.76
52000000	M&S Expense (O&M)	WA	5000001610	9/21/2012	58.99
52000000	M&S Expense (O&M)	UZ	2000000131	9/21/2012	1,041.39
52000000	M&S Expense (O&M)	UZ	2000000125	9/21/2012	(843.47)
52000000	M&S Expense (O&M)	UZ	2000000125	9/21/2012	(4,343.12)
52000000	M&S Expense (O&M)	UZ	2000000125	9/21/2012	(4,933.27)



Kentucky American Water Company  
Case No. 2012-00520  
Response to PSC DR1, Item 31

Account	Description	Doc Type	Document Number	Posting Date	Amount
52000000	M&S Expense (O&M)	UZ	2000000125	9/21/2012	(2,769.94)
52000000	M&S Expense (O&M)	UZ	2000000131	9/21/2012	(2,827.28)
52000000	M&S Expense (O&M)	UZ	2000000131	9/21/2012	(7,690.06)
52000000	M&S Expense (O&M)	UZ	2000000131	9/21/2012	(199.82)
52000000	M&S Expense (O&M)	UZ	2000000131	9/21/2012	9,976.50
52000000	M&S Expense (O&M)	UZ	2000000131	9/21/2012	(1,085.27)
52000000	M&S Expense (O&M)	UZ	2000000126	9/21/2012	(1,558.27)
52000000	M&S Expense (O&M)	UZ	2000000131	9/21/2012	(297.87)
52000000	M&S Expense (O&M)	UZ	2000000131	9/21/2012	(15,711.20)
52000000	M&S Expense (O&M)	UZ	2000000131	9/21/2012	93.33
52000000	M&S Expense (O&M)	UZ	2000000131	9/21/2012	(93.33)
52000000	M&S Expense (O&M)	UZ	2000000125	9/21/2012	(378.95)
52000000	M&S Expense (O&M)	UZ	2000000125	9/21/2012	(2,681.80)
52000000	M&S Expense (O&M)	UZ	2000000125	9/21/2012	(4,404.43)
52000000	M&S Expense (O&M)	UZ	2000000126	9/21/2012	(3,975.00)
52000000	M&S Expense (O&M)	UZ	2000000125	9/21/2012	(43,155.04)
52000000	M&S Expense (O&M)	UZ	2000000125	9/21/2012	(22,921.44)
52000000	M&S Expense (O&M)	UZ	2000000131	9/21/2012	(85.44)
52000000	M&S Expense (O&M)	UZ	2000000133	9/21/2012	(36.85)
52000000	M&S Expense (O&M)	UZ	2000000133	9/21/2012	(95.95)
52000000	M&S Expense (O&M)	UZ	2000000134	9/21/2012	(140.96)
52500000	Misc Expense (O&M)	UZ	2000000125	9/21/2012	(14,735.10)
52500000	Misc Expense (O&M)	UZ	2000000126	9/21/2012	(477.00)
52500000	Misc Expense (O&M)	UZ	2000000125	9/21/2012	(477.00)
52532000	Electricity	ZN	5000001473	9/21/2012	30.49
52534000	Employee Expenses	PA	7000000059	9/21/2012	250.00
52554500	Lab Supplies	WE	5000001613	9/21/2012	61.69
52562500	Overnight Shippng	UZ	2000000125	9/21/2012	(23.33)
53110000	Contr Svc-Eng	UZ	2000000125	9/21/2012	(42,728.97)
53150000	Contr Svc-Other	UZ	2000000126	9/21/2012	(6,865.62)
53150000	Contr Svc-Other	UZ	2000000126	9/21/2012	(4,770.00)
53150000	Contr Svc-Other	UZ	2000000125	9/21/2012	(1,300.00)
53150000	Contr Svc-Other	UZ	2000000126	9/21/2012	(1,300.00)
53150000	Contr Svc-Other	UZ	2000000126	9/21/2012	(2,975.00)
53150000	Contr Svc-Other	UZ	2000000125	9/21/2012	(425.00)
53150000	Contr Svc-Other	UZ	2000000125	9/21/2012	(52,939.00)
53150000	Contr Svc-Other	UZ	2000000125	9/21/2012	(30,063.00)
53150000	Contr Svc-Other	UZ	2000000125	9/21/2012	(2,230.00)
53150000	Contr Svc-Other	UZ	2000000125	9/21/2012	(105.00)
53150000	Contr Svc-Other	UZ	2000000125	9/21/2012	(11,485.00)
53150000	Contr Svc-Other	UZ	2000000126	9/21/2012	(945.00)
53150000	Contr Svc-Other	UZ	2000000125	9/21/2012	(6,620.00)
53150000	Contr Svc-Other	UZ	2000000125	9/21/2012	(250.00)
53150000	Contr Svc-Other	UZ	2000000126	9/21/2012	(223.97)
53150000	Contr Svc-Other	UZ	2000000126	9/21/2012	(4,926.37)
53150000	Contr Svc-Other	UZ	2000000125	9/21/2012	(39,961.06)
53150000	Contr Svc-Other	UZ	2000000126	9/21/2012	(83,737.67)
53150000	Contr Svc-Other	UZ	2000000125	9/21/2012	(52,125.00)
55000100	Trans Cap Credits	UZ	2000000134	9/21/2012	4.39
55000100	Trans Cap Credits	UZ	2000000133	9/21/2012	13.18
55000100	Trans Cap Credits	UZ	2000000133	9/21/2012	(123.45)
55000100	Trans Cap Credits	UZ	2000000134	9/21/2012	(25.92)
55000100	Trans Cap Credits	UZ	2000000133	9/21/2012	10.77

## Kentucky American Water Company

Case No. 2012-00520

Response to PSC DR1, Item 31

Account	Description	Doc Type	Document Number	Posting Date	Amount
55000100	Trans Cap Credits	UZ	2000000133	9/21/2012	(9.96)
55000100	Trans Cap Credits	UZ	2000000133	9/21/2012	(23.29)
55000100	Trans Cap Credits	UZ	2000000134	9/21/2012	(78.77)
55000100	Trans Cap Credits	UZ	2000000133	9/21/2012	(21.54)
55000100	Trans Cap Credits	UZ	2000000133	9/21/2012	7.33
55000100	Trans Cap Credits	UZ	2000000133	9/21/2012	(42.24)
55000100	Trans Cap Credits	UZ	2000000133	9/21/2012	(21.54)
55000100	Trans Cap Credits	UZ	2000000134	9/21/2012	(3.88)
55000100	Trans Cap Credits	UZ	2000000133	9/21/2012	6.67
55000100	Trans Cap Credits	UZ	2000000134	9/21/2012	10.37
55000100	Trans Cap Credits	UZ	2000000133	9/21/2012	(1.38)
55000100	Trans Cap Credits	UZ	2000000134	9/21/2012	(19.27)
55000100	Trans Cap Credits	UZ	2000000133	9/21/2012	(17.32)
55000100	Trans Cap Credits	UZ	2000000134	9/21/2012	(7.38)
55000100	Trans Cap Credits	UZ	2000000133	9/21/2012	(40.21)
55000100	Trans Cap Credits	UZ	2000000133	9/21/2012	142.97
55000100	Trans Cap Credits	UZ	2000000133	9/21/2012	(25.67)
55000100	Trans Cap Credits	UZ	2000000134	9/21/2012	(22.46)
55000100	Trans Cap Credits	UZ	2000000134	9/21/2012	(8.02)
55000100	Trans Cap Credits	UZ	2000000134	9/21/2012	(1.09)
55000100	Trans Cap Credits	UZ	2000000133	9/21/2012	(0.37)
55000100	Trans Cap Credits	UZ	2000000134	9/21/2012	(66.27)
55000100	Trans Cap Credits	UZ	2000000134	9/21/2012	12.82
55000100	Trans Cap Credits	UZ	2000000134	9/21/2012	(57.31)
55000100	Trans Cap Credits	UZ	2000000134	9/21/2012	(117.57)
55000100	Trans Cap Credits	UZ	2000000133	9/21/2012	(15.95)
55000100	Trans Cap Credits	UZ	2000000134	9/21/2012	(12.96)
55000100	Trans Cap Credits	UZ	2000000133	9/21/2012	(47.55)
55000100	Trans Cap Credits	UZ	2000000134	9/21/2012	23.60
55000100	Trans Cap Credits	UZ	2000000133	9/21/2012	(79.24)
55000100	Trans Cap Credits	UZ	2000000133	9/21/2012	(25.36)
55000100	Trans Cap Credits	UZ	2000000134	9/21/2012	(81.95)
55000100	Trans Cap Credits	UZ	2000000134	9/21/2012	17.61
55000100	Trans Cap Credits	UZ	2000000134	9/21/2012	(45.84)
55000100	Trans Cap Credits	UZ	2000000133	9/21/2012	(145.38)
55000100	Trans Cap Credits	UZ	2000000133	9/21/2012	4.97
55000100	Trans Cap Credits	UZ	2000000134	9/21/2012	(27.57)
55000100	Trans Cap Credits	UZ	2000000134	9/21/2012	(122.23)
55000100	Trans Cap Credits	UZ	2000000133	9/21/2012	(20.19)
55000100	Trans Cap Credits	UZ	2000000133	9/21/2012	3.13
55000100	Trans Cap Credits	UZ	2000000134	9/21/2012	(33.19)
55000100	Trans Cap Credits	UZ	2000000133	9/21/2012	(1.66)
55000100	Trans Cap Credits	UZ	2000000133	9/21/2012	(1.66)
55000100	Trans Cap Credits	UZ	2000000134	9/21/2012	(42.56)
55010500	Trans Reimb EE Prsnl	PA	7000000059	9/21/2012	55.50
55720100	Ins W/C Cap Credits	UZ	2000000133	9/21/2012	3.93
55720100	Ins W/C Cap Credits	UZ	2000000134	9/21/2012	11.79
55720100	Ins W/C Cap Credits	UZ	2000000133	9/21/2012	(110.49)
55720100	Ins W/C Cap Credits	UZ	2000000134	9/21/2012	(23.20)
55720100	Ins W/C Cap Credits	UZ	2000000134	9/21/2012	9.64
55720100	Ins W/C Cap Credits	UZ	2000000133	9/21/2012	(8.92)
55720100	Ins W/C Cap Credits	UZ	2000000133	9/21/2012	(20.84)
55720100	Ins W/C Cap Credits	UZ	2000000134	9/21/2012	(70.50)

Kentucky American Water Company  
Case No. 2012-00520  
Response to PSC DR1, Item 31

Account	Description	Doc Type	Document Number	Posting Date	Amount
55720100	Ins W/C Cap Credits	UZ	2000000133	9/21/2012	(19.28)
55720100	Ins W/C Cap Credits	UZ	2000000133	9/21/2012	6.56
55720100	Ins W/C Cap Credits	UZ	2000000134	9/21/2012	(37.80)
55720100	Ins W/C Cap Credits	UZ	2000000134	9/21/2012	(19.28)
55720100	Ins W/C Cap Credits	UZ	2000000134	9/21/2012	(3.47)
55720100	Ins W/C Cap Credits	UZ	2000000134	9/21/2012	5.97
55720100	Ins W/C Cap Credits	UZ	2000000134	9/21/2012	9.28
55720100	Ins W/C Cap Credits	UZ	2000000133	9/21/2012	(1.24)
55720100	Ins W/C Cap Credits	UZ	2000000133	9/21/2012	(17.25)
55720100	Ins W/C Cap Credits	UZ	2000000133	9/21/2012	(6.61)
55720100	Ins W/C Cap Credits	UZ	2000000133	9/21/2012	(15.50)
55720100	Ins W/C Cap Credits	UZ	2000000134	9/21/2012	(35.99)
55720100	Ins W/C Cap Credits	UZ	2000000134	9/21/2012	127.96
55720100	Ins W/C Cap Credits	UZ	2000000134	9/21/2012	(22.98)
55720100	Ins W/C Cap Credits	UZ	2000000133	9/21/2012	(20.10)
55720100	Ins W/C Cap Credits	UZ	2000000134	9/21/2012	(7.18)
55720100	Ins W/C Cap Credits	UZ	2000000133	9/21/2012	(0.98)
55720100	Ins W/C Cap Credits	UZ	2000000133	9/21/2012	(0.33)
55720100	Ins W/C Cap Credits	UZ	2000000133	9/21/2012	(59.31)
55720100	Ins W/C Cap Credits	UZ	2000000133	9/21/2012	11.48
55720100	Ins W/C Cap Credits	UZ	2000000134	9/21/2012	(51.29)
55720100	Ins W/C Cap Credits	UZ	2000000134	9/21/2012	(105.22)
55720100	Ins W/C Cap Credits	UZ	2000000134	9/21/2012	(14.27)
55720100	Ins W/C Cap Credits	UZ	2000000134	9/21/2012	(11.60)
55720100	Ins W/C Cap Credits	UZ	2000000133	9/21/2012	(42.56)
55720100	Ins W/C Cap Credits	UZ	2000000134	9/21/2012	21.13
55720100	Ins W/C Cap Credits	UZ	2000000134	9/21/2012	(70.92)
55720100	Ins W/C Cap Credits	UZ	2000000133	9/21/2012	(22.70)
55720100	Ins W/C Cap Credits	UZ	2000000133	9/21/2012	(73.35)
55720100	Ins W/C Cap Credits	UZ	2000000134	9/21/2012	15.77
55720100	Ins W/C Cap Credits	UZ	2000000134	9/21/2012	(41.03)
55720100	Ins W/C Cap Credits	UZ	2000000134	9/21/2012	(130.12)
55720100	Ins W/C Cap Credits	UZ	2000000134	9/21/2012	4.45
55720100	Ins W/C Cap Credits	UZ	2000000134	9/21/2012	(24.67)
55720100	Ins W/C Cap Credits	UZ	2000000133	9/21/2012	(109.39)
55720100	Ins W/C Cap Credits	UZ	2000000134	9/21/2012	(18.07)
55720100	Ins W/C Cap Credits	UZ	2000000134	9/21/2012	2.80
55720100	Ins W/C Cap Credits	UZ	2000000133	9/21/2012	(29.71)
55720100	Ins W/C Cap Credits	UZ	2000000133	9/21/2012	(1.49)
55720100	Ins W/C Cap Credits	UZ	2000000134	9/21/2012	(1.49)
55720100	Ins W/C Cap Credits	UZ	2000000133	9/21/2012	(38.09)
57010000	Uncoll Accts Exp	ZA	9400000533	9/21/2012	(477.39)
68533000	FICA	PA	7000000059	9/21/2012	118.81
68533000	FICA	PA	7000000059	9/21/2012	9.17
68533000	FICA	PA	7000000059	9/21/2012	4.90
68533000	FICA	PA	7000000059	9/21/2012	182.82
68533000	FICA	PA	7000000059	9/21/2012	50.40
68533000	FICA	PA	7000000059	9/21/2012	37.80
68533000	FICA	PA	7000000059	9/21/2012	25.20
68533000	FICA	PA	7000000059	9/21/2012	3.05
68533000	FICA	PA	7000000059	9/21/2012	48.59
68533000	FICA	PA	7000000059	9/21/2012	10.60
68533000	FICA	PA	7000000059	9/21/2012	632.94

## Kentucky American Water Company

Case No. 2012-00520

Response to PSC DR1, Item 31

Account	Description	Doc Type	Document Number	Posting Date	Amount
68533000	FICA	PA	7000000059	9/21/2012	89.69
68533000	FICA	PA	7000000059	9/21/2012	97.45
68533000	FICA	PA	7000000059	9/21/2012	212.71
68533000	FICA	PA	7000000059	9/21/2012	740.29
68533000	FICA	PA	7000000059	9/21/2012	3,546.74
68533000	FICA	PA	7000000059	9/21/2012	92.03
68533000	FICA	PA	7000000059	9/21/2012	640.75
68533000	FICA	PA	7000000059	9/21/2012	178.28
68533000	FICA	PA	7000000059	9/21/2012	504.58
68533000	FICA	PA	7000000059	9/21/2012	1,450.18
68533000	FICA	PA	7000000059	9/21/2012	3,041.32
68533000	FICA	PA	7000000059	9/21/2012	833.65
68533000	FICA	PA	7000000059	9/21/2012	20.36
68533000	FICA	PA	7000000059	9/21/2012	35.19
68533000	FICA	PA	7000000059	9/21/2012	351.20
68533000	FICA	PA	7000000059	9/21/2012	750.62
68533000	FICA	PA	7000000059	9/21/2012	39.15
68533000	FICA	PA	7000000059	9/21/2012	43.72
68533000	FICA	PA	7000000059	9/21/2012	319.72
68533000	FICA	PA	7000000059	9/21/2012	7.26
68533000	FICA	PA	7000000059	9/21/2012	39.14
68533000	FICA	PA	7000000059	9/21/2012	440.36
68533000	FICA	PA	7000000059	9/21/2012	92.59
68533000	FICA	PA	7000000059	9/21/2012	210.68
68533000	FICA	PA	7000000059	9/21/2012	68.75
68533000	FICA	PA	7000000059	9/21/2012	372.71
68533000	FICA	PA	7000000059	9/21/2012	547.25
68533000	FICA	PA	7000000059	9/21/2012	145.93
68533000	FICA	PA	7000000059	9/21/2012	35.85
68533000	FICA	PA	7000000059	9/21/2012	253.44
68533000	FICA	PA	7000000059	9/21/2012	114.08
68533000	FICA	PA	7000000059	9/21/2012	102.64
68533000	FICA	PA	7000000059	9/21/2012	408.48
68533000	FICA	PA	7000000059	9/21/2012	258.99
68533000	FICA	PA	7000000059	9/21/2012	87.88
68533000	FICA	PA	7000000059	9/21/2012	41.10
68533000	FICA	PA	7000000059	9/21/2012	827.25
68533000	FICA	PA	7000000059	9/21/2012	501.68
68533000	FICA	PA	7000000059	9/21/2012	6.49
68533000	FICA	PA	7000000059	9/21/2012	38.96
68533000	FICA	PA	7000000059	9/21/2012	125.03
68533000	FICA	PA	7000000059	9/21/2012	34.73
68533000	FICA	PA	7000000059	9/21/2012	28.34
68533000	FICA	PA	7000000059	9/21/2012	266.45
68533000	FICA	PA	7000000059	9/21/2012	57.00
68533000	FICA	PA	7000000059	9/21/2012	71.20
68533000	FICA	PA	7000000059	9/21/2012	104.03
68533000	FICA	PA	7000000059	9/21/2012	636.48
68533000	FICA	PA	7000000059	9/21/2012	139.45
68533000	FICA	PA	7000000059	9/21/2012	114.41
68533000	FICA	PA	7000000059	9/21/2012	13.80
68533000	FICA	PA	7000000059	9/21/2012	75.66
68533000	FICA	PA	7000000059	9/21/2012	120.60

## Kentucky American Water Company

Case No. 2012-00520

Response to PSC DR1, Item 31

Account	Description	Doc Type	Document Number	Posting Date	Amount
68533000	FICA	PA	7000000059	9/21/2012	30.28
68533000	FICA	PA	7000000059	9/21/2012	101.36
68533000	FICA	PA	7000000059	9/21/2012	116.80
68533000	FICA	PA	7000000059	9/21/2012	42.32
68533000	FICA	PA	7000000059	9/21/2012	170.77
68533000	FICA	PA	7000000059	9/21/2012	156.14
68533000	FICA	PA	7000000059	9/21/2012	36.40
68533000	FICA	PA	7000000059	9/21/2012	96.78
68533000	FICA	PA	7000000059	9/21/2012	125.63
68533000	FICA	PA	7000000059	9/21/2012	16.61
68533000	FICA	PA	7000000059	9/21/2012	79.55
68533000	FICA	PA	7000000059	9/21/2012	1.73
68533000	FICA	PA	7000000077	9/21/2012	73.23
68533100	FICA Cap Credits	UZ	2000000125	9/21/2012	18.20
68533100	FICA Cap Credits	UZ	2000000125	9/21/2012	163.62
68533100	FICA Cap Credits	UZ	2000000125	9/21/2012	(97.42)
68533100	FICA Cap Credits	UZ	2000000125	9/21/2012	(450.50)
68533100	FICA Cap Credits	UZ	2000000126	9/21/2012	(95.05)
68533100	FICA Cap Credits	UZ	2000000125	9/21/2012	39.13
68533100	FICA Cap Credits	UZ	2000000126	9/21/2012	(76.02)
68533100	FICA Cap Credits	UZ	2000000126	9/21/2012	39.14
68533100	FICA Cap Credits	UZ	2000000125	9/21/2012	(87.44)
68533100	FICA Cap Credits	UZ	2000000125	9/21/2012	5.18
68533100	FICA Cap Credits	UZ	2000000125	9/21/2012	(315.02)
68533100	FICA Cap Credits	UZ	2000000126	9/21/2012	(78.30)
68533100	FICA Cap Credits	UZ	2000000126	9/21/2012	26.85
68533100	FICA Cap Credits	UZ	2000000125	9/21/2012	(153.61)
68533100	FICA Cap Credits	UZ	2000000125	9/21/2012	(78.28)
68533100	FICA Cap Credits	UZ	2000000125	9/21/2012	(14.52)
68533100	FICA Cap Credits	UZ	2000000125	9/21/2012	25.63
68533100	FICA Cap Credits	UZ	2000000125	9/21/2012	38.05
68533100	FICA Cap Credits	UZ	2000000125	9/21/2012	(4.98)
68533100	FICA Cap Credits	UZ	2000000125	9/21/2012	(70.38)
68533100	FICA Cap Credits	UZ	2000000125	9/21/2012	(27.60)
68533100	FICA Cap Credits	UZ	2000000125	9/21/2012	(77.23)
68533100	FICA Cap Credits	UZ	2000000125	9/21/2012	13.68
68533100	FICA Cap Credits	UZ	2000000126	9/21/2012	(161.14)
68533100	FICA Cap Credits	UZ	2000000126	9/21/2012	575.70
68533100	FICA Cap Credits	UZ	2000000126	9/21/2012	(48.74)
68533100	FICA Cap Credits	UZ	2000000125	9/21/2012	79.70
68533100	FICA Cap Credits	UZ	2000000126	9/21/2012	(173.60)
68533100	FICA Cap Credits	UZ	2000000125	9/21/2012	(124.14)
68533100	FICA Cap Credits	UZ	2000000126	9/21/2012	39.85
68533100	FICA Cap Credits	UZ	2000000125	9/21/2012	39.85
68533100	FICA Cap Credits	UZ	2000000126	9/21/2012	(68.60)
68533100	FICA Cap Credits	UZ	2000000125	9/21/2012	(4.02)
68533100	FICA Cap Credits	UZ	2000000125	9/21/2012	(1.32)
68533100	FICA Cap Credits	UZ	2000000125	9/21/2012	260.83
68533100	FICA Cap Credits	UZ	2000000126	9/21/2012	(633.88)
68533100	FICA Cap Credits	UZ	2000000125	9/21/2012	(15.04)
68533100	FICA Cap Credits	UZ	2000000125	9/21/2012	59.89
68533100	FICA Cap Credits	UZ	2000000126	9/21/2012	(241.20)
68533100	FICA Cap Credits	UZ	2000000125	9/21/2012	56.76

## Kentucky American Water Company

Case No. 2012-00520

Response to PSC DR1, Item 31

Account	Description	Doc Type	Document Number	Posting Date	Amount
68533100	FICA Cap Credits	UZ	2000000125	9/21/2012	(496.91)
68533100	FICA Cap Credits	UZ	2000000125	9/21/2012	(69.46)
68533100	FICA Cap Credits	UZ	2000000125	9/21/2012	5.33
68533100	FICA Cap Credits	UZ	2000000125	9/21/2012	8.91
68533100	FICA Cap Credits	UZ	2000000125	9/21/2012	(56.68)
68533100	FICA Cap Credits	UZ	2000000125	9/21/2012	(318.34)
68533100	FICA Cap Credits	UZ	2000000125	9/21/2012	178.03
68533100	FICA Cap Credits	UZ	2000000126	9/21/2012	89.64
68533100	FICA Cap Credits	UZ	2000000125	9/21/2012	174.56
68533100	FICA Cap Credits	UZ	2000000125	9/21/2012	(412.91)
68533100	FICA Cap Credits	UZ	2000000125	9/21/2012	(148.04)
68533100	FICA Cap Credits	UZ	2000000126	9/21/2012	59.90
68533100	FICA Cap Credits	UZ	2000000125	9/21/2012	(309.54)
68533100	FICA Cap Credits	UZ	2000000126	9/21/2012	28.76
68533100	FICA Cap Credits	UZ	2000000125	9/21/2012	80.34
68533100	FICA Cap Credits	UZ	2000000126	9/21/2012	(50.26)
68533100	FICA Cap Credits	UZ	2000000125	9/21/2012	(300.79)
68533100	FICA Cap Credits	UZ	2000000125	9/21/2012	203.36
68533100	FICA Cap Credits	UZ	2000000125	9/21/2012	67.96
68533100	FICA Cap Credits	UZ	2000000125	9/21/2012	(747.85)
68533100	FICA Cap Credits	UZ	2000000125	9/21/2012	18.04
68533100	FICA Cap Credits	UZ	2000000125	9/21/2012	67.29
68533100	FICA Cap Credits	UZ	2000000126	9/21/2012	(168.82)
68533100	FICA Cap Credits	UZ	2000000125	9/21/2012	(548.53)
68533100	FICA Cap Credits	UZ	2000000126	9/21/2012	13.68
68533100	FICA Cap Credits	UZ	2000000125	9/21/2012	(108.25)
68533100	FICA Cap Credits	UZ	2000000126	9/21/2012	34.66
68533100	FICA Cap Credits	UZ	2000000125	9/21/2012	11.40
68533100	FICA Cap Credits	UZ	2000000125	9/21/2012	(194.90)
68533100	FICA Cap Credits	UZ	2000000125	9/21/2012	20.92
68533100	FICA Cap Credits	UZ	2000000125	9/21/2012	(27.43)
68533100	FICA Cap Credits	UZ	2000000125	9/21/2012	2.99
68533100	FICA Cap Credits	UZ	2000000125	9/21/2012	(9.13)
68533100	FICA Cap Credits	UZ	2000000126	9/21/2012	(225.98)
68533100	FICA Cap Credits	UZ	2000000126	9/21/2012	69.90
68535000	SUTA	PA	7000000059	9/21/2012	5.70
68535000	SUTA	PA	7000000059	9/21/2012	35.49
68535000	SUTA	PA	7000000059	9/21/2012	29.67
68535000	SUTA	PA	7000000059	9/21/2012	8.05
68535000	SUTA	PA	7000000059	9/21/2012	8.07
68535000	SUTA	PA	7000000077	9/21/2012	19.14
72802000	CIAC Rcpt Svcs Clrg	UZ	2000000129	9/21/2012	868.00
72802100	CIAC Rcpt Non-SrvClr	UZ	2000000129	9/21/2012	6,536.00
72803000	Salvg/Scrap Rcpt Clr	UZ	2000000125	9/21/2012	3,135.00
72803000	Salvg/Scrap Rcpt Clr	UZ	2000000125	9/21/2012	3,340.00
72803000	Salvg/Scrap Rcpt Clr	UZ	2000000129	9/21/2012	540.00
72803000	Salvg/Scrap Rcpt Clr	UZ	2000000129	9/21/2012	30.00
72803000	Salvg/Scrap Rcpt Clr	UZ	2000000129	9/21/2012	4,056.00
72803000	Salvg/Scrap Rcpt Clr	UZ	2000000129	9/21/2012	478.40
72803000	Salvg/Scrap Rcpt Clr	UZ	2000000129	9/21/2012	14.35
88107000	CAP Move-CWIP	UZ	2000000127	9/21/2012	(5.50)
88107000	CAP Move-CWIP	UZ	2000000127	9/21/2012	(39.71)
88107000	CAP Move-CWIP	UZ	2000000127	9/21/2012	(219.60)

## Kentucky American Water Company

Case No. 2012-00520

Response to PSC DR1, Item 31

Account	Description	Doc Type	Document Number	Posting Date	Amount
88107000	CAP Move-CWIP	UZ	2000000128	9/21/2012	(18.20)
88107000	CAP Move-CWIP	UZ	2000000135	9/21/2012	(4.39)
88107000	CAP Move-CWIP	UZ	2000000136	9/21/2012	(35.18)
88107000	CAP Move-CWIP	UZ	2000000136	9/21/2012	(29.89)
88107000	CAP Move-CWIP	UZ	2000000136	9/21/2012	(3.93)
88107000	CAP Move-CWIP	UZ	2000000127	9/21/2012	6,865.62
88107000	CAP Move-CWIP	UZ	2000000127	9/21/2012	32.95
88107000	CAP Move-CWIP	UZ	2000000127	9/21/2012	(1,976.40)
88107000	CAP Move-CWIP	UZ	2000000127	9/21/2012	1,317.60
88107000	CAP Move-CWIP	UZ	2000000127	9/21/2012	97.42
88107000	CAP Move-CWIP	UZ	2000000128	9/21/2012	236.37
88107000	CAP Move-CWIP	UZ	2000000128	9/21/2012	(163.62)
88107000	CAP Move-CWIP	UZ	2000000128	9/21/2012	(49.41)
88107000	CAP Move-CWIP	UZ	2000000128	9/21/2012	(357.66)
88107000	CAP Move-CWIP	UZ	2000000132	9/21/2012	(1,041.39)
88107000	CAP Move-CWIP	UZ	2000000135	9/21/2012	(89.66)
88107000	CAP Move-CWIP	UZ	2000000135	9/21/2012	(105.54)
88107000	CAP Move-CWIP	UZ	2000000135	9/21/2012	(11.79)
88107000	CAP Move-CWIP	UZ	2000000136	9/21/2012	(13.18)
88107000	CAP Move-CWIP	UZ	2000000127	9/21/2012	1,527.16
88107000	CAP Move-CWIP	UZ	2000000127	9/21/2012	6,172.48
88107000	CAP Move-CWIP	UZ	2000000127	9/21/2012	117.04
88107000	CAP Move-CWIP	UZ	2000000127	9/21/2012	450.50
88107000	CAP Move-CWIP	UZ	2000000135	9/21/2012	840.07
88107000	CAP Move-CWIP	UZ	2000000135	9/21/2012	110.49
88107000	CAP Move-CWIP	UZ	2000000136	9/21/2012	988.83
88107000	CAP Move-CWIP	UZ	2000000136	9/21/2012	123.45
88107000	CAP Move-CWIP	UZ	2000000127	9/21/2012	1,296.00
88107000	CAP Move-CWIP	UZ	2000000127	9/21/2012	297.85
88107000	CAP Move-CWIP	UZ	2000000127	9/21/2012	32.40
88107000	CAP Move-CWIP	UZ	2000000127	9/21/2012	95.05
88107000	CAP Move-CWIP	UZ	2000000135	9/21/2012	207.62
88107000	CAP Move-CWIP	UZ	2000000135	9/21/2012	176.39
88107000	CAP Move-CWIP	UZ	2000000135	9/21/2012	23.20
88107000	CAP Move-CWIP	UZ	2000000135	9/21/2012	25.92
88107000	CAP Move-CWIP	UZ	2000000127	9/21/2012	(1.72)
88107000	CAP Move-CWIP	UZ	2000000127	9/21/2012	843.47
88107000	CAP Move-CWIP	UZ	2000000127	9/21/2012	(538.56)
88107000	CAP Move-CWIP	UZ	2000000128	9/21/2012	(39.13)
88107000	CAP Move-CWIP	UZ	2000000128	9/21/2012	(139.79)
88107000	CAP Move-CWIP	UZ	2000000135	9/21/2012	(9.64)
88107000	CAP Move-CWIP	UZ	2000000135	9/21/2012	(73.30)
88107000	CAP Move-CWIP	UZ	2000000135	9/21/2012	(10.77)
88107000	CAP Move-CWIP	UZ	2000000136	9/21/2012	(86.28)
88107000	CAP Move-CWIP	UZ	2000000127	9/21/2012	1,036.80
88107000	CAP Move-CWIP	UZ	2000000127	9/21/2012	(139.79)
88107000	CAP Move-CWIP	UZ	2000000127	9/21/2012	(1.73)
88107000	CAP Move-CWIP	UZ	2000000127	9/21/2012	238.32
88107000	CAP Move-CWIP	UZ	2000000127	9/21/2012	25.92
88107000	CAP Move-CWIP	UZ	2000000128	9/21/2012	(39.14)
88107000	CAP Move-CWIP	UZ	2000000128	9/21/2012	(538.56)
88107000	CAP Move-CWIP	UZ	2000000128	9/21/2012	76.02
88107000	CAP Move-CWIP	UZ	2000000135	9/21/2012	9.96

## Kentucky American Water Company

Case No. 2012-00520

Response to PSC DR1, Item 31

Account	Description	Doc Type	Document Number	Posting Date	Amount
88107000	CAP Move-CWIP	UZ	2000000135	9/21/2012	67.81
88107000	CAP Move-CWIP	UZ	2000000136	9/21/2012	79.82
88107000	CAP Move-CWIP	UZ	2000000136	9/21/2012	8.92
88107000	CAP Move-CWIP	UZ	2000000127	9/21/2012	87.44
88107000	CAP Move-CWIP	UZ	2000000127	9/21/2012	130.28
88107000	CAP Move-CWIP	UZ	2000000128	9/21/2012	1,164.48
88107000	CAP Move-CWIP	UZ	2000000135	9/21/2012	186.55
88107000	CAP Move-CWIP	UZ	2000000135	9/21/2012	20.84
88107000	CAP Move-CWIP	UZ	2000000136	9/21/2012	158.49
88107000	CAP Move-CWIP	UZ	2000000136	9/21/2012	23.29
88107000	CAP Move-CWIP	UZ	2000000127	9/21/2012	100.20
88107000	CAP Move-CWIP	UZ	2000000127	9/21/2012	(69.22)
88107000	CAP Move-CWIP	UZ	2000000127	9/21/2012	(7.17)
88107000	CAP Move-CWIP	UZ	2000000127	9/21/2012	(3.64)
88107000	CAP Move-CWIP	UZ	2000000127	9/21/2012	4,007.70
88107000	CAP Move-CWIP	UZ	2000000128	9/21/2012	315.02
88107000	CAP Move-CWIP	UZ	2000000128	9/21/2012	(2.77)
88107000	CAP Move-CWIP	UZ	2000000128	9/21/2012	(5.18)
88107000	CAP Move-CWIP	UZ	2000000128	9/21/2012	698.02
88107000	CAP Move-CWIP	UZ	2000000135	9/21/2012	630.94
88107000	CAP Move-CWIP	UZ	2000000136	9/21/2012	70.50
88107000	CAP Move-CWIP	UZ	2000000136	9/21/2012	78.77
88107000	CAP Move-CWIP	UZ	2000000136	9/21/2012	536.03
88107000	CAP Move-CWIP	UZ	2000000127	9/21/2012	279.60
88107000	CAP Move-CWIP	UZ	2000000127	9/21/2012	78.30
88107000	CAP Move-CWIP	UZ	2000000127	9/21/2012	3.46
88107000	CAP Move-CWIP	UZ	2000000128	9/21/2012	1,077.12
88107000	CAP Move-CWIP	UZ	2000000135	9/21/2012	21.54
88107000	CAP Move-CWIP	UZ	2000000135	9/21/2012	19.28
88107000	CAP Move-CWIP	UZ	2000000135	9/21/2012	172.55
88107000	CAP Move-CWIP	UZ	2000000136	9/21/2012	146.60
88107000	CAP Move-CWIP	UZ	2000000127	9/21/2012	(80.75)
88107000	CAP Move-CWIP	UZ	2000000127	9/21/2012	(26.85)
88107000	CAP Move-CWIP	UZ	2000000128	9/21/2012	(0.86)
88107000	CAP Move-CWIP	UZ	2000000128	9/21/2012	(366.32)
88107000	CAP Move-CWIP	UZ	2000000135	9/21/2012	(49.86)
88107000	CAP Move-CWIP	UZ	2000000135	9/21/2012	(6.56)
88107000	CAP Move-CWIP	UZ	2000000135	9/21/2012	(58.68)
88107000	CAP Move-CWIP	UZ	2000000136	9/21/2012	(7.33)
88107000	CAP Move-CWIP	UZ	2000000127	9/21/2012	56.32
88107000	CAP Move-CWIP	UZ	2000000127	9/21/2012	153.61
88107000	CAP Move-CWIP	UZ	2000000127	9/21/2012	2,111.85
88107000	CAP Move-CWIP	UZ	2000000127	9/21/2012	39.06
88107000	CAP Move-CWIP	UZ	2000000128	9/21/2012	516.02
88107000	CAP Move-CWIP	UZ	2000000135	9/21/2012	287.42
88107000	CAP Move-CWIP	UZ	2000000136	9/21/2012	37.80
88107000	CAP Move-CWIP	UZ	2000000136	9/21/2012	42.24
88107000	CAP Move-CWIP	UZ	2000000136	9/21/2012	338.32
88107000	CAP Move-CWIP	UZ	2000000127	9/21/2012	4,299.70
88107000	CAP Move-CWIP	UZ	2000000127	9/21/2012	3.40
88107000	CAP Move-CWIP	UZ	2000000128	9/21/2012	23.10
88107000	CAP Move-CWIP	UZ	2000000128	9/21/2012	77.50
88107000	CAP Move-CWIP	UZ	2000000128	9/21/2012	276.80



## Kentucky American Water Company

Case No. 2012-00520

Response to PSC DR1, Item 31

Account	Description	Doc Type	Document Number	Posting Date	Amount
88107000	CAP Move-CWIP	UZ	2000000128	9/21/2012	1,066.34
88107000	CAP Move-CWIP	UZ	2000000135	9/21/2012	19.09
88107000	CAP Move-CWIP	UZ	2000000135	9/21/2012	21.32
88107000	CAP Move-CWIP	UZ	2000000136	9/21/2012	145.13
88107000	CAP Move-CWIP	UZ	2000000136	9/21/2012	170.82
88107000	CAP Move-CWIP	UZ	2000000127	9/21/2012	194.08
88107000	CAP Move-CWIP	UZ	2000000128	9/21/2012	14.52
88107000	CAP Move-CWIP	UZ	2000000128	9/21/2012	21.76
88107000	CAP Move-CWIP	UZ	2000000135	9/21/2012	31.09
88107000	CAP Move-CWIP	UZ	2000000135	9/21/2012	26.41
88107000	CAP Move-CWIP	UZ	2000000136	9/21/2012	3.47
88107000	CAP Move-CWIP	UZ	2000000136	9/21/2012	3.88
88107000	CAP Move-CWIP	UZ	2000000127	9/21/2012	(17.52)
88107000	CAP Move-CWIP	UZ	2000000127	9/21/2012	(25.63)
88107000	CAP Move-CWIP	UZ	2000000127	9/21/2012	(76.48)
88107000	CAP Move-CWIP	UZ	2000000128	9/21/2012	(2.60)
88107000	CAP Move-CWIP	UZ	2000000128	9/21/2012	(333.73)
88107000	CAP Move-CWIP	UZ	2000000135	9/21/2012	(5.97)
88107000	CAP Move-CWIP	UZ	2000000135	9/21/2012	(45.42)
88107000	CAP Move-CWIP	UZ	2000000136	9/21/2012	(6.67)
88107000	CAP Move-CWIP	UZ	2000000136	9/21/2012	(53.46)
88107000	CAP Move-CWIP	UZ	2000000127	9/21/2012	(116.78)
88107000	CAP Move-CWIP	UZ	2000000127	9/21/2012	(12.96)
88107000	CAP Move-CWIP	UZ	2000000127	9/21/2012	(38.05)
88107000	CAP Move-CWIP	UZ	2000000128	9/21/2012	(518.40)
88107000	CAP Move-CWIP	UZ	2000000135	9/21/2012	(70.55)
88107000	CAP Move-CWIP	UZ	2000000135	9/21/2012	(9.28)
88107000	CAP Move-CWIP	UZ	2000000135	9/21/2012	(83.05)
88107000	CAP Move-CWIP	UZ	2000000135	9/21/2012	(10.37)
88107000	CAP Move-CWIP	UZ	2000000128	9/21/2012	4,933.27
88107000	CAP Move-CWIP	UZ	2000000127	9/21/2012	4,770.00
88107000	CAP Move-CWIP	UZ	2000000127	9/21/2012	69.21
88107000	CAP Move-CWIP	UZ	2000000127	9/21/2012	4.98
88107000	CAP Move-CWIP	UZ	2000000127	9/21/2012	214.76
88107000	CAP Move-CWIP	UZ	2000000127	9/21/2012	3.63
88107000	CAP Move-CWIP	UZ	2000000127	9/21/2012	2,769.94
88107000	CAP Move-CWIP	UZ	2000000127	9/21/2012	963.48
88107000	CAP Move-CWIP	UZ	2000000127	9/21/2012	70.38
88107000	CAP Move-CWIP	UZ	2000000127	9/21/2012	18.72
88107000	CAP Move-CWIP	UZ	2000000127	9/21/2012	20.07
88107000	CAP Move-CWIP	UZ	2000000128	9/21/2012	24.42
88107000	CAP Move-CWIP	UZ	2000000132	9/21/2012	2,827.28
88107000	CAP Move-CWIP	UZ	2000000135	9/21/2012	1.38
88107000	CAP Move-CWIP	UZ	2000000135	9/21/2012	11.09
88107000	CAP Move-CWIP	UZ	2000000135	9/21/2012	131.13
88107000	CAP Move-CWIP	UZ	2000000135	9/21/2012	1.24
88107000	CAP Move-CWIP	UZ	2000000135	9/21/2012	9.42
88107000	CAP Move-CWIP	UZ	2000000135	9/21/2012	154.35
88107000	CAP Move-CWIP	UZ	2000000135	9/21/2012	19.27
88107000	CAP Move-CWIP	UZ	2000000136	9/21/2012	17.25
88107000	CAP Move-CWIP	UZ	2000000127	9/21/2012	23.90
88107000	CAP Move-CWIP	UZ	2000000127	9/21/2012	14.76
88107000	CAP Move-CWIP	UZ	2000000127	9/21/2012	173.06

## Kentucky American Water Company

Case No. 2012-00520

Response to PSC DR1, Item 31

Account	Description	Doc Type	Document Number	Posting Date	Amount
88107000	CAP Move-CWIP	UZ	2000000127	9/21/2012	865.96
88107000	CAP Move-CWIP	UZ	2000000127	9/21/2012	77.23
88107000	CAP Move-CWIP	UZ	2000000127	9/21/2012	27.60
88107000	CAP Move-CWIP	UZ	2000000127	9/21/2012	369.12
88107000	CAP Move-CWIP	UZ	2000000128	9/21/2012	26.44
88107000	CAP Move-CWIP	UZ	2000000128	9/21/2012	19.38
88107000	CAP Move-CWIP	UZ	2000000128	9/21/2012	42.32
88107000	CAP Move-CWIP	UZ	2000000128	9/21/2012	150.36
88107000	CAP Move-CWIP	UZ	2000000132	9/21/2012	7,690.06
88107000	CAP Move-CWIP	UZ	2000000132	9/21/2012	(9,976.50)
88107000	CAP Move-CWIP	UZ	2000000132	9/21/2012	199.82
88107000	CAP Move-CWIP	UZ	2000000135	9/21/2012	50.24
88107000	CAP Move-CWIP	UZ	2000000135	9/21/2012	7.38
88107000	CAP Move-CWIP	UZ	2000000135	9/21/2012	117.86
88107000	CAP Move-CWIP	UZ	2000000135	9/21/2012	6.61
88107000	CAP Move-CWIP	UZ	2000000136	9/21/2012	15.50
88107000	CAP Move-CWIP	UZ	2000000136	9/21/2012	138.73
88107000	CAP Move-CWIP	UZ	2000000136	9/21/2012	59.13
88107000	CAP Move-CWIP	UZ	2000000136	9/21/2012	17.32
88107000	CAP Move-CWIP	UZ	2000000127	9/21/2012	(7.50)
88107000	CAP Move-CWIP	UZ	2000000127	9/21/2012	(44.59)
88107000	CAP Move-CWIP	UZ	2000000127	9/21/2012	(13.68)
88107000	CAP Move-CWIP	UZ	2000000127	9/21/2012	87.46
88107000	CAP Move-CWIP	UZ	2000000127	9/21/2012	2,198.00
88107000	CAP Move-CWIP	UZ	2000000127	9/21/2012	(187.50)
88107000	CAP Move-CWIP	UZ	2000000128	9/21/2012	432.58
88107000	CAP Move-CWIP	UZ	2000000128	9/21/2012	113.74
88107000	CAP Move-CWIP	UZ	2000000128	9/21/2012	(9.84)
88107000	CAP Move-CWIP	UZ	2000000128	9/21/2012	161.14
88107000	CAP Move-CWIP	UZ	2000000135	9/21/2012	35.99
88107000	CAP Move-CWIP	UZ	2000000135	9/21/2012	40.21
88107000	CAP Move-CWIP	UZ	2000000136	9/21/2012	273.63
88107000	CAP Move-CWIP	UZ	2000000136	9/21/2012	322.08
88107000	CAP Move-CWIP	UZ	2000000132	9/21/2012	108.54
88107000	CAP Move-CWIP	UZ	2000000127	9/21/2012	(7,741.37)
88107000	CAP Move-CWIP	UZ	2000000127	9/21/2012	(159.88)
88107000	CAP Move-CWIP	UZ	2000000127	9/21/2012	664.12
88107000	CAP Move-CWIP	UZ	2000000127	9/21/2012	137.74
88107000	CAP Move-CWIP	UZ	2000000127	9/21/2012	(1,600.43)
88107000	CAP Move-CWIP	UZ	2000000127	9/21/2012	(569.94)
88107000	CAP Move-CWIP	UZ	2000000127	9/21/2012	17.09
88107000	CAP Move-CWIP	UZ	2000000127	9/21/2012	1,542.69
88107000	CAP Move-CWIP	UZ	2000000127	9/21/2012	24.95
88107000	CAP Move-CWIP	UZ	2000000127	9/21/2012	(288.89)
88107000	CAP Move-CWIP	UZ	2000000128	9/21/2012	48.25
88107000	CAP Move-CWIP	UZ	2000000135	9/21/2012	(126.68)
88107000	CAP Move-CWIP	UZ	2000000135	9/21/2012	(1,133.78)
88107000	CAP Move-CWIP	UZ	2000000135	9/21/2012	(963.21)
88107000	CAP Move-CWIP	UZ	2000000136	9/21/2012	(141.54)
88107000	CAP Move-CWIP	UZ	2000000127	9/21/2012	2,223.69
88107000	CAP Move-CWIP	UZ	2000000127	9/21/2012	88.93
88107000	CAP Move-CWIP	UZ	2000000127	9/21/2012	(50.01)
88107000	CAP Move-CWIP	UZ	2000000127	9/21/2012	171.87

## Kentucky American Water Company

Case No. 2012-00520

Response to PSC DR1, Item 31

Account	Description	Doc Type	Document Number	Posting Date	Amount
88107000	CAP Move-CWIP	UZ	2000000127	9/21/2012	(38.09)
88107000	CAP Move-CWIP	UZ	2000000127	9/21/2012	(66.41)
88107000	CAP Move-CWIP	UZ	2000000127	9/21/2012	(953.01)
88107000	CAP Move-CWIP	UZ	2000000128	9/21/2012	(78.90)
88107000	CAP Move-CWIP	UZ	2000000128	9/21/2012	116.73
88107000	CAP Move-CWIP	UZ	2000000128	9/21/2012	155.30
88107000	CAP Move-CWIP	UZ	2000000135	9/21/2012	172.94
88107000	CAP Move-CWIP	UZ	2000000135	9/21/2012	22.75
88107000	CAP Move-CWIP	UZ	2000000136	9/21/2012	203.56
88107000	CAP Move-CWIP	UZ	2000000136	9/21/2012	25.41
88107000	CAP Move-CWIP	UZ	2000000127	9/21/2012	1,588.36
88107000	CAP Move-CWIP	UZ	2000000127	9/21/2012	122.89
88107000	CAP Move-CWIP	UZ	2000000127	9/21/2012	(19.07)
88107000	CAP Move-CWIP	UZ	2000000127	9/21/2012	(25.02)
88107000	CAP Move-CWIP	UZ	2000000127	9/21/2012	(476.51)
88107000	CAP Move-CWIP	UZ	2000000127	9/21/2012	(33.22)
88107000	CAP Move-CWIP	UZ	2000000127	9/21/2012	63.56
88107000	CAP Move-CWIP	UZ	2000000128	9/21/2012	83.40
88107000	CAP Move-CWIP	UZ	2000000128	9/21/2012	110.91
88107000	CAP Move-CWIP	UZ	2000000128	9/21/2012	(39.45)
88107000	CAP Move-CWIP	UZ	2000000135	9/21/2012	178.12
88107000	CAP Move-CWIP	UZ	2000000136	9/21/2012	19.90
88107000	CAP Move-CWIP	UZ	2000000136	9/21/2012	22.24
88107000	CAP Move-CWIP	UZ	2000000136	9/21/2012	151.32
88107000	CAP Move-CWIP	UZ	2000000127	9/21/2012	(39.45)
88107000	CAP Move-CWIP	UZ	2000000127	9/21/2012	67.92
88107000	CAP Move-CWIP	UZ	2000000127	9/21/2012	34.95
88107000	CAP Move-CWIP	UZ	2000000127	9/21/2012	(33.22)
88107000	CAP Move-CWIP	UZ	2000000127	9/21/2012	(476.51)
88107000	CAP Move-CWIP	UZ	2000000127	9/21/2012	(25.02)
88107000	CAP Move-CWIP	UZ	2000000128	9/21/2012	45.86
88107000	CAP Move-CWIP	UZ	2000000128	9/21/2012	(19.07)
88107000	CAP Move-CWIP	UZ	2000000128	9/21/2012	60.97
88107000	CAP Move-CWIP	UZ	2000000128	9/21/2012	873.59
88107000	CAP Move-CWIP	UZ	2000000135	9/21/2012	7.11
88107000	CAP Move-CWIP	UZ	2000000135	9/21/2012	54.04
88107000	CAP Move-CWIP	UZ	2000000135	9/21/2012	63.62
88107000	CAP Move-CWIP	UZ	2000000135	9/21/2012	7.94
88107000	CAP Move-CWIP	UZ	2000000127	9/21/2012	4.02
88107000	CAP Move-CWIP	UZ	2000000127	9/21/2012	2.87
88107000	CAP Move-CWIP	UZ	2000000127	9/21/2012	10.83
88107000	CAP Move-CWIP	UZ	2000000128	9/21/2012	54.70
88107000	CAP Move-CWIP	UZ	2000000135	9/21/2012	8.76
88107000	CAP Move-CWIP	UZ	2000000135	9/21/2012	0.98
88107000	CAP Move-CWIP	UZ	2000000136	9/21/2012	1.09
88107000	CAP Move-CWIP	UZ	2000000136	9/21/2012	7.44
88107000	CAP Move-CWIP	UZ	2000000127	9/21/2012	18.41
88107000	CAP Move-CWIP	UZ	2000000127	9/21/2012	0.64
88107000	CAP Move-CWIP	UZ	2000000127	9/21/2012	5.51
88107000	CAP Move-CWIP	UZ	2000000127	9/21/2012	0.97
88107000	CAP Move-CWIP	UZ	2000000128	9/21/2012	1.32
88107000	CAP Move-CWIP	UZ	2000000135	9/21/2012	0.37
88107000	CAP Move-CWIP	UZ	2000000135	9/21/2012	2.95

## Kentucky American Water Company

Case No. 2012-00520

Response to PSC DR1, Item 31

Account	Description	Doc Type	Document Number	Posting Date	Amount
88107000	CAP Move-CWIP	UZ	2000000136	9/21/2012	0.33
88107000	CAP Move-CWIP	UZ	2000000136	9/21/2012	2.51
88107000	CAP Move-CWIP	UZ	2000000127	9/21/2012	1,850.73
88107000	CAP Move-CWIP	UZ	2000000127	9/21/2012	1,896.92
88107000	CAP Move-CWIP	UZ	2000000127	9/21/2012	391.80
88107000	CAP Move-CWIP	UZ	2000000127	9/21/2012	(260.83)
88107000	CAP Move-CWIP	UZ	2000000127	9/21/2012	1,300.00
88107000	CAP Move-CWIP	UZ	2000000127	9/21/2012	6,827.12
88107000	CAP Move-CWIP	UZ	2000000127	9/21/2012	185.14
88107000	CAP Move-CWIP	UZ	2000000128	9/21/2012	633.88
88107000	CAP Move-CWIP	UZ	2000000128	9/21/2012	(3,513.75)
88107000	CAP Move-CWIP	UZ	2000000128	9/21/2012	(64.31)
88107000	CAP Move-CWIP	UZ	2000000128	9/21/2012	(155.67)
88107000	CAP Move-CWIP	UZ	2000000128	9/21/2012	(652.88)
88107000	CAP Move-CWIP	UZ	2000000132	9/21/2012	297.87
88107000	CAP Move-CWIP	UZ	2000000135	9/21/2012	66.27
88107000	CAP Move-CWIP	UZ	2000000136	9/21/2012	530.80
88107000	CAP Move-CWIP	UZ	2000000136	9/21/2012	450.95
88107000	CAP Move-CWIP	UZ	2000000136	9/21/2012	59.31
88107000	CAP Move-CWIP	UZ	2000000127	9/21/2012	(59.89)
88107000	CAP Move-CWIP	UZ	2000000127	9/21/2012	2.58
88107000	CAP Move-CWIP	UZ	2000000127	9/21/2012	(11.07)
88107000	CAP Move-CWIP	UZ	2000000127	9/21/2012	(811.39)
88107000	CAP Move-CWIP	UZ	2000000127	9/21/2012	36.26
88107000	CAP Move-CWIP	UZ	2000000127	9/21/2012	(139.32)
88107000	CAP Move-CWIP	UZ	2000000127	9/21/2012	47.34
88107000	CAP Move-CWIP	UZ	2000000127	9/21/2012	(42.36)
88107000	CAP Move-CWIP	UZ	2000000128	9/21/2012	170.32
88107000	CAP Move-CWIP	UZ	2000000128	9/21/2012	15.04
88107000	CAP Move-CWIP	UZ	2000000128	9/21/2012	10.84
88107000	CAP Move-CWIP	UZ	2000000135	9/21/2012	(87.25)
88107000	CAP Move-CWIP	UZ	2000000135	9/21/2012	(12.82)
88107000	CAP Move-CWIP	UZ	2000000136	9/21/2012	(11.48)
88107000	CAP Move-CWIP	UZ	2000000136	9/21/2012	(102.70)
88107000	CAP Move-CWIP	UZ	2000000127	9/21/2012	450.89
88107000	CAP Move-CWIP	UZ	2000000127	9/21/2012	799.10
88107000	CAP Move-CWIP	UZ	2000000127	9/21/2012	241.20
88107000	CAP Move-CWIP	UZ	2000000127	9/21/2012	2,865.25
88107000	CAP Move-CWIP	UZ	2000000128	9/21/2012	173.14
88107000	CAP Move-CWIP	UZ	2000000135	9/21/2012	459.01
88107000	CAP Move-CWIP	UZ	2000000136	9/21/2012	57.31
88107000	CAP Move-CWIP	UZ	2000000136	9/21/2012	51.29
88107000	CAP Move-CWIP	UZ	2000000136	9/21/2012	389.96
88107000	CAP Move-CWIP	UZ	2000000127	9/21/2012	897.00
88107000	CAP Move-CWIP	UZ	2000000127	9/21/2012	(39.16)
88107000	CAP Move-CWIP	UZ	2000000127	9/21/2012	(99.16)
88107000	CAP Move-CWIP	UZ	2000000127	9/21/2012	185.66
88107000	CAP Move-CWIP	UZ	2000000127	9/21/2012	122.88
88107000	CAP Move-CWIP	UZ	2000000127	9/21/2012	(520.43)
88107000	CAP Move-CWIP	UZ	2000000127	9/21/2012	120.26
88107000	CAP Move-CWIP	UZ	2000000127	9/21/2012	342.88
88107000	CAP Move-CWIP	UZ	2000000128	9/21/2012	920.02
88107000	CAP Move-CWIP	UZ	2000000128	9/21/2012	4,576.53

## Kentucky American Water Company

Case No. 2012-00520

Response to PSC DR1, Item 31

Account	Description	Doc Type	Document Number	Posting Date	Amount
88107000	CAP Move-CWIP	UZ	2000000128	9/21/2012	(24.22)
88107000	CAP Move-CWIP	UZ	2000000128	9/21/2012	(19.95)
88107000	CAP Move-CWIP	UZ	2000000132	9/21/2012	10,840.72
88107000	CAP Move-CWIP	UZ	2000000135	9/21/2012	81.12
88107000	CAP Move-CWIP	UZ	2000000135	9/21/2012	552.03
88107000	CAP Move-CWIP	UZ	2000000135	9/21/2012	649.79
88107000	CAP Move-CWIP	UZ	2000000136	9/21/2012	72.60
88107000	CAP Move-CWIP	UZ	2000000127	9/21/2012	600.23
88107000	CAP Move-CWIP	UZ	2000000127	9/21/2012	47.92
88107000	CAP Move-CWIP	UZ	2000000127	9/21/2012	101.88
88107000	CAP Move-CWIP	UZ	2000000127	9/21/2012	(50.04)
88107000	CAP Move-CWIP	UZ	2000000127	9/21/2012	33.48
88107000	CAP Move-CWIP	UZ	2000000128	9/21/2012	(3.68)
88107000	CAP Move-CWIP	UZ	2000000128	9/21/2012	(1.25)
88107000	CAP Move-CWIP	UZ	2000000128	9/21/2012	(9.78)
88107000	CAP Move-CWIP	UZ	2000000128	9/21/2012	22.78
88107000	CAP Move-CWIP	UZ	2000000128	9/21/2012	47.09
88107000	CAP Move-CWIP	UZ	2000000135	9/21/2012	74.88
88107000	CAP Move-CWIP	UZ	2000000135	9/21/2012	11.01
88107000	CAP Move-CWIP	UZ	2000000136	9/21/2012	88.14
88107000	CAP Move-CWIP	UZ	2000000136	9/21/2012	9.85
88107000	CAP Move-CWIP	UZ	2000000127	9/21/2012	56.68
88107000	CAP Move-CWIP	UZ	2000000127	9/21/2012	(0.74)
88107000	CAP Move-CWIP	UZ	2000000127	9/21/2012	(19.75)
88107000	CAP Move-CWIP	UZ	2000000127	9/21/2012	(116.87)
88107000	CAP Move-CWIP	UZ	2000000127	9/21/2012	(8.91)
88107000	CAP Move-CWIP	UZ	2000000127	9/21/2012	26.82
88107000	CAP Move-CWIP	UZ	2000000128	9/21/2012	117.20
88107000	CAP Move-CWIP	UZ	2000000128	9/21/2012	39.54
88107000	CAP Move-CWIP	UZ	2000000128	9/21/2012	(6.05)
88107000	CAP Move-CWIP	UZ	2000000128	9/21/2012	764.82
88107000	CAP Move-CWIP	UZ	2000000132	9/21/2012	93.33
88107000	CAP Move-CWIP	UZ	2000000132	9/21/2012	(93.33)
88107000	CAP Move-CWIP	UZ	2000000135	9/21/2012	11.60
88107000	CAP Move-CWIP	UZ	2000000136	9/21/2012	103.80
88107000	CAP Move-CWIP	UZ	2000000136	9/21/2012	88.19
88107000	CAP Move-CWIP	UZ	2000000136	9/21/2012	12.96
88107000	CAP Move-CWIP	UZ	2000000128	9/21/2012	2,975.00
88107000	CAP Move-CWIP	UZ	2000000127	9/21/2012	425.00
88107000	CAP Move-CWIP	UZ	2000000127	9/21/2012	(40.37)
88107000	CAP Move-CWIP	UZ	2000000127	9/21/2012	4,477.14
88107000	CAP Move-CWIP	UZ	2000000127	9/21/2012	(540.08)
88107000	CAP Move-CWIP	UZ	2000000127	9/21/2012	52,939.00
88107000	CAP Move-CWIP	UZ	2000000127	9/21/2012	(2,099.70)
88107000	CAP Move-CWIP	UZ	2000000128	9/21/2012	131.91
88107000	CAP Move-CWIP	UZ	2000000128	9/21/2012	75.40
88107000	CAP Move-CWIP	UZ	2000000128	9/21/2012	1,253.28
88107000	CAP Move-CWIP	UZ	2000000128	9/21/2012	(52.94)
88107000	CAP Move-CWIP	UZ	2000000128	9/21/2012	(178.03)
88107000	CAP Move-CWIP	UZ	2000000128	9/21/2012	318.34
88107000	CAP Move-CWIP	UZ	2000000135	9/21/2012	323.57
88107000	CAP Move-CWIP	UZ	2000000135	9/21/2012	42.56
88107000	CAP Move-CWIP	UZ	2000000136	9/21/2012	47.55

## Kentucky American Water Company

Case No. 2012-00520

Response to PSC DR1, Item 31

Account	Description	Doc Type	Document Number	Posting Date	Amount
88107000	CAP Move-CWIP	UZ	2000000136	9/21/2012	380.87
88107000	CAP Move-CWIP	UZ	2000000127	9/21/2012	(814.36)
88107000	CAP Move-CWIP	UZ	2000000127	9/21/2012	(61.85)
88107000	CAP Move-CWIP	UZ	2000000127	9/21/2012	(12.57)
88107000	CAP Move-CWIP	UZ	2000000128	9/21/2012	(42.68)
88107000	CAP Move-CWIP	UZ	2000000128	9/21/2012	(159.26)
88107000	CAP Move-CWIP	UZ	2000000135	9/21/2012	(14.58)
88107000	CAP Move-CWIP	UZ	2000000135	9/21/2012	(130.46)
88107000	CAP Move-CWIP	UZ	2000000136	9/21/2012	(16.28)
88107000	CAP Move-CWIP	UZ	2000000136	9/21/2012	(110.83)
88107000	CAP Move-CWIP	UZ	2000000127	9/21/2012	(120.45)
88107000	CAP Move-CWIP	UZ	2000000127	9/21/2012	4,249.03
88107000	CAP Move-CWIP	UZ	2000000127	9/21/2012	(37.62)
88107000	CAP Move-CWIP	UZ	2000000127	9/21/2012	(5.87)
88107000	CAP Move-CWIP	UZ	2000000127	9/21/2012	(1,515.18)
88107000	CAP Move-CWIP	UZ	2000000127	9/21/2012	115.29
88107000	CAP Move-CWIP	UZ	2000000127	9/21/2012	48.99
88107000	CAP Move-CWIP	UZ	2000000127	9/21/2012	20,743.47
88107000	CAP Move-CWIP	UZ	2000000127	9/21/2012	(270.99)
88107000	CAP Move-CWIP	UZ	2000000127	9/21/2012	671.19
88107000	CAP Move-CWIP	UZ	2000000128	9/21/2012	284.92
88107000	CAP Move-CWIP	UZ	2000000128	9/21/2012	96.66
88107000	CAP Move-CWIP	UZ	2000000135	9/21/2012	48.93
88107000	CAP Move-CWIP	UZ	2000000135	9/21/2012	54.68
88107000	CAP Move-CWIP	UZ	2000000136	9/21/2012	437.96
88107000	CAP Move-CWIP	UZ	2000000136	9/21/2012	372.08
88107000	CAP Move-CWIP	UZ	2000000127	9/21/2012	1,538.70
88107000	CAP Move-CWIP	UZ	2000000127	9/21/2012	105.00
88107000	CAP Move-CWIP	UZ	2000000127	9/21/2012	(59.90)
88107000	CAP Move-CWIP	UZ	2000000127	9/21/2012	(67.54)
88107000	CAP Move-CWIP	UZ	2000000127	9/21/2012	11,485.00
88107000	CAP Move-CWIP	UZ	2000000127	9/21/2012	(695.42)
88107000	CAP Move-CWIP	UZ	2000000127	9/21/2012	148.04
88107000	CAP Move-CWIP	UZ	2000000128	9/21/2012	188.72
88107000	CAP Move-CWIP	UZ	2000000128	9/21/2012	1,963.44
88107000	CAP Move-CWIP	UZ	2000000135	9/21/2012	22.70
88107000	CAP Move-CWIP	UZ	2000000135	9/21/2012	172.58
88107000	CAP Move-CWIP	UZ	2000000135	9/21/2012	203.14
88107000	CAP Move-CWIP	UZ	2000000135	9/21/2012	25.36
88107000	CAP Move-CWIP	UZ	2000000128	9/21/2012	945.00
88107000	CAP Move-CWIP	UZ	2000000127	9/21/2012	(54.24)
88107000	CAP Move-CWIP	UZ	2000000127	9/21/2012	3,902.18
88107000	CAP Move-CWIP	UZ	2000000127	9/21/2012	679.15
88107000	CAP Move-CWIP	UZ	2000000127	9/21/2012	59.03
88107000	CAP Move-CWIP	UZ	2000000127	9/21/2012	269.31
88107000	CAP Move-CWIP	UZ	2000000127	9/21/2012	66.19
88107000	CAP Move-CWIP	UZ	2000000127	9/21/2012	(337.20)
88107000	CAP Move-CWIP	UZ	2000000127	9/21/2012	5,759.40
88107000	CAP Move-CWIP	UZ	2000000127	9/21/2012	(7.73)
88107000	CAP Move-CWIP	UZ	2000000128	9/21/2012	(25.02)
88107000	CAP Move-CWIP	UZ	2000000128	9/21/2012	85.87
88107000	CAP Move-CWIP	UZ	2000000128	9/21/2012	(3.18)
88107000	CAP Move-CWIP	UZ	2000000135	9/21/2012	71.30

## Kentucky American Water Company

Case No. 2012-00520

Response to PSC DR1, Item 31

Account	Description	Doc Type	Document Number	Posting Date	Amount
88107000	CAP Move-CWIP	UZ	2000000135	9/21/2012	63.81
88107000	CAP Move-CWIP	UZ	2000000135	9/21/2012	485.19
88107000	CAP Move-CWIP	UZ	2000000136	9/21/2012	571.11
88107000	CAP Move-CWIP	UZ	2000000127	9/21/2012	217.50
88107000	CAP Move-CWIP	UZ	2000000127	9/21/2012	43.73
88107000	CAP Move-CWIP	UZ	2000000127	9/21/2012	132.06
88107000	CAP Move-CWIP	UZ	2000000127	9/21/2012	(50.59)
88107000	CAP Move-CWIP	UZ	2000000127	9/21/2012	(32.31)
88107000	CAP Move-CWIP	UZ	2000000127	9/21/2012	197.45
88107000	CAP Move-CWIP	UZ	2000000128	9/21/2012	30.89
88107000	CAP Move-CWIP	UZ	2000000128	9/21/2012	400.62
88107000	CAP Move-CWIP	UZ	2000000128	9/21/2012	(963.69)
88107000	CAP Move-CWIP	UZ	2000000128	9/21/2012	(69.90)
88107000	CAP Move-CWIP	UZ	2000000128	9/21/2012	6.98
88107000	CAP Move-CWIP	UZ	2000000128	9/21/2012	(247.72)
88107000	CAP Move-CWIP	UZ	2000000135	9/21/2012	(104.29)
88107000	CAP Move-CWIP	UZ	2000000135	9/21/2012	(13.72)
88107000	CAP Move-CWIP	UZ	2000000136	9/21/2012	(15.32)
88107000	CAP Move-CWIP	UZ	2000000136	9/21/2012	(122.75)
88107000	CAP Move-CWIP	UZ	2000000127	9/21/2012	4,407.63
88107000	CAP Move-CWIP	UZ	2000000127	9/21/2012	(11.26)
88107000	CAP Move-CWIP	UZ	2000000127	9/21/2012	(2,413.41)
88107000	CAP Move-CWIP	UZ	2000000127	9/21/2012	1,000.37
88107000	CAP Move-CWIP	UZ	2000000127	9/21/2012	141.96
88107000	CAP Move-CWIP	UZ	2000000127	9/21/2012	(602.23)
88107000	CAP Move-CWIP	UZ	2000000127	9/21/2012	261.68
88107000	CAP Move-CWIP	UZ	2000000128	9/21/2012	72.03
88107000	CAP Move-CWIP	UZ	2000000128	9/21/2012	(176.92)
88107000	CAP Move-CWIP	UZ	2000000128	9/21/2012	(11.04)
88107000	CAP Move-CWIP	UZ	2000000128	9/21/2012	68.50
88107000	CAP Move-CWIP	UZ	2000000135	9/21/2012	39.88
88107000	CAP Move-CWIP	UZ	2000000135	9/21/2012	271.41
88107000	CAP Move-CWIP	UZ	2000000136	9/21/2012	35.70
88107000	CAP Move-CWIP	UZ	2000000136	9/21/2012	319.47
88107000	CAP Move-CWIP	UZ	2000000127	9/21/2012	21.39
88107000	CAP Move-CWIP	UZ	2000000127	9/21/2012	7,133.75
88107000	CAP Move-CWIP	UZ	2000000127	9/21/2012	119.26
88107000	CAP Move-CWIP	UZ	2000000127	9/21/2012	1,750.82
88107000	CAP Move-CWIP	UZ	2000000127	9/21/2012	(13.25)
88107000	CAP Move-CWIP	UZ	2000000127	9/21/2012	1,877.19
88107000	CAP Move-CWIP	UZ	2000000127	9/21/2012	(181.00)
88107000	CAP Move-CWIP	UZ	2000000127	9/21/2012	(8.93)
88107000	CAP Move-CWIP	UZ	2000000127	9/21/2012	(809.64)
88107000	CAP Move-CWIP	UZ	2000000128	9/21/2012	(59.13)
88107000	CAP Move-CWIP	UZ	2000000128	9/21/2012	650.63
88107000	CAP Move-CWIP	UZ	2000000135	9/21/2012	126.48
88107000	CAP Move-CWIP	UZ	2000000135	9/21/2012	860.71
88107000	CAP Move-CWIP	UZ	2000000135	9/21/2012	1,013.12
88107000	CAP Move-CWIP	UZ	2000000136	9/21/2012	113.20
88107000	CAP Move-CWIP	UZ	2000000127	9/21/2012	(11.34)
88107000	CAP Move-CWIP	UZ	2000000127	9/21/2012	(7.33)
88107000	CAP Move-CWIP	UZ	2000000127	9/21/2012	(54.68)
88107000	CAP Move-CWIP	UZ	2000000128	9/21/2012	(15.69)

## Kentucky American Water Company

Case No. 2012-00520

Response to PSC DR1, Item 31

Account	Description	Doc Type	Document Number	Posting Date	Amount
88107000	CAP Move-CWIP	UZ	2000000128	9/21/2012	(216.13)
88107000	CAP Move-CWIP	UZ	2000000135	9/21/2012	(3.87)
88107000	CAP Move-CWIP	UZ	2000000135	9/21/2012	(4.32)
88107000	CAP Move-CWIP	UZ	2000000136	9/21/2012	(29.41)
88107000	CAP Move-CWIP	UZ	2000000136	9/21/2012	(34.63)
88107000	CAP Move-CWIP	UZ	2000000127	9/21/2012	700.15
88107000	CAP Move-CWIP	UZ	2000000127	9/21/2012	(930.93)
88107000	CAP Move-CWIP	UZ	2000000127	9/21/2012	(67.29)
88107000	CAP Move-CWIP	UZ	2000000127	9/21/2012	(260.27)
88107000	CAP Move-CWIP	UZ	2000000127	9/21/2012	57.66
88107000	CAP Move-CWIP	UZ	2000000127	9/21/2012	(23.25)
88107000	CAP Move-CWIP	UZ	2000000127	9/21/2012	168.82
88107000	CAP Move-CWIP	UZ	2000000128	9/21/2012	2,309.19
88107000	CAP Move-CWIP	UZ	2000000128	9/21/2012	42,728.97
88107000	CAP Move-CWIP	UZ	2000000135	9/21/2012	24.67
88107000	CAP Move-CWIP	UZ	2000000135	9/21/2012	220.80
88107000	CAP Move-CWIP	UZ	2000000135	9/21/2012	27.57
88107000	CAP Move-CWIP	UZ	2000000135	9/21/2012	187.58
88107000	CAP Move-CWIP	UZ	2000000127	9/21/2012	(13.68)
88107000	CAP Move-CWIP	UZ	2000000127	9/21/2012	6,298.76
88107000	CAP Move-CWIP	UZ	2000000127	9/21/2012	(44.58)
88107000	CAP Move-CWIP	UZ	2000000127	9/21/2012	223.97
88107000	CAP Move-CWIP	UZ	2000000127	9/21/2012	1,078.24
88107000	CAP Move-CWIP	UZ	2000000127	9/21/2012	548.53
88107000	CAP Move-CWIP	UZ	2000000127	9/21/2012	1,080.80
88107000	CAP Move-CWIP	UZ	2000000127	9/21/2012	291.08
88107000	CAP Move-CWIP	UZ	2000000127	9/21/2012	(187.50)
88107000	CAP Move-CWIP	UZ	2000000127	9/21/2012	(9.84)
88107000	CAP Move-CWIP	UZ	2000000128	9/21/2012	(7.50)
88107000	CAP Move-CWIP	UZ	2000000128	9/21/2012	373.32
88107000	CAP Move-CWIP	UZ	2000000135	9/21/2012	109.39
88107000	CAP Move-CWIP	UZ	2000000135	9/21/2012	831.74
88107000	CAP Move-CWIP	UZ	2000000135	9/21/2012	979.02
88107000	CAP Move-CWIP	UZ	2000000135	9/21/2012	122.23
88107000	CAP Move-CWIP	UZ	2000000127	9/21/2012	4,926.37
88107000	CAP Move-CWIP	UZ	2000000128	9/21/2012	378.95
88107000	CAP Move-CWIP	UZ	2000000127	9/21/2012	2,681.80
88107000	CAP Move-CWIP	UZ	2000000127	9/21/2012	54.20
88107000	CAP Move-CWIP	UZ	2000000127	9/21/2012	(23.36)
88107000	CAP Move-CWIP	UZ	2000000127	9/21/2012	(444.94)
88107000	CAP Move-CWIP	UZ	2000000127	9/21/2012	108.25
88107000	CAP Move-CWIP	UZ	2000000127	9/21/2012	(17.80)
88107000	CAP Move-CWIP	UZ	2000000127	9/21/2012	1,454.65
88107000	CAP Move-CWIP	UZ	2000000127	9/21/2012	(75.97)
88107000	CAP Move-CWIP	UZ	2000000127	9/21/2012	62.39
88107000	CAP Move-CWIP	UZ	2000000127	9/21/2012	39,961.06
88107000	CAP Move-CWIP	UZ	2000000127	9/21/2012	(34.66)
88107000	CAP Move-CWIP	UZ	2000000128	9/21/2012	213.41
88107000	CAP Move-CWIP	UZ	2000000135	9/21/2012	137.42
88107000	CAP Move-CWIP	UZ	2000000135	9/21/2012	18.07
88107000	CAP Move-CWIP	UZ	2000000135	9/21/2012	20.19
88107000	CAP Move-CWIP	UZ	2000000135	9/21/2012	161.76
88107000	CAP Move-CWIP	UZ	2000000127	9/21/2012	83,737.67



## Kentucky American Water Company

Case No. 2012-00520

Response to PSC DR1, Item 31

Account	Description	Doc Type	Document Number	Posting Date	Amount
88107000	CAP Move-CWIP	UZ	2000000127	9/21/2012	(6.25)
88107000	CAP Move-CWIP	UZ	2000000127	9/21/2012	(156.25)
88107000	CAP Move-CWIP	UZ	2000000128	9/21/2012	(37.15)
88107000	CAP Move-CWIP	UZ	2000000128	9/21/2012	(8.20)
88107000	CAP Move-CWIP	UZ	2000000128	9/21/2012	(11.40)
88107000	CAP Move-CWIP	UZ	2000000135	9/21/2012	(2.80)
88107000	CAP Move-CWIP	UZ	2000000135	9/21/2012	(25.03)
88107000	CAP Move-CWIP	UZ	2000000135	9/21/2012	(21.27)
88107000	CAP Move-CWIP	UZ	2000000135	9/21/2012	(3.13)
88107000	CAP Move-CWIP	UZ	2000000127	9/21/2012	4,404.43
88107000	CAP Move-CWIP	UZ	2000000128	9/21/2012	3,975.00
88107000	CAP Move-CWIP	UZ	2000000127	9/21/2012	43,155.04
88107000	CAP Move-CWIP	UZ	2000000127	9/21/2012	52,125.00
88107000	CAP Move-CWIP	UZ	2000000128	9/21/2012	22,921.44
88107000	CAP Move-CWIP	UZ	2000000127	9/21/2012	13,261.58
88107000	CAP Move-CWIP	UZ	2000000127	9/21/2012	152.02
88107000	CAP Move-CWIP	UZ	2000000127	9/21/2012	1,294.54
88107000	CAP Move-CWIP	UZ	2000000128	9/21/2012	775.12
88107000	CAP Move-CWIP	UZ	2000000128	9/21/2012	16.86
88107000	CAP Move-CWIP	UZ	2000000128	9/21/2012	49.96
88107000	CAP Move-CWIP	UZ	2000000128	9/21/2012	415.12
88107000	CAP Move-CWIP	UZ	2000000132	9/21/2012	66.65
88107000	CAP Move-CWIP	UZ	2000000135	9/21/2012	207.39
88107000	CAP Move-CWIP	UZ	2000000135	9/21/2012	23.17
88107000	CAP Move-CWIP	UZ	2000000135	9/21/2012	176.19
88107000	CAP Move-CWIP	UZ	2000000135	9/21/2012	25.89
88107000	CAP Move-CWIP	UZ	2000000135	9/21/2012	28.75
88107000	CAP Move-CWIP	UZ	2000000127	9/21/2012	(90.50)
88107000	CAP Move-CWIP	UZ	2000000127	9/21/2012	27.43
88107000	CAP Move-CWIP	UZ	2000000127	9/21/2012	(7.35)
88107000	CAP Move-CWIP	UZ	2000000127	9/21/2012	(291.34)
88107000	CAP Move-CWIP	UZ	2000000127	9/21/2012	4.86
88107000	CAP Move-CWIP	UZ	2000000127	9/21/2012	(20.92)
88107000	CAP Move-CWIP	UZ	2000000127	9/21/2012	9.45
88107000	CAP Move-CWIP	UZ	2000000128	9/21/2012	(3.78)
88107000	CAP Move-CWIP	UZ	2000000128	9/21/2012	374.58
88107000	CAP Move-CWIP	UZ	2000000128	9/21/2012	81.31
88107000	CAP Move-CWIP	UZ	2000000135	9/21/2012	13.34
88107000	CAP Move-CWIP	UZ	2000000135	9/21/2012	1.66
88107000	CAP Move-CWIP	UZ	2000000135	9/21/2012	11.33
88107000	CAP Move-CWIP	UZ	2000000136	9/21/2012	1.49
88107000	CAP Move-CWIP	UZ	2000000136	9/21/2012	95.95
88107000	CAP Move-CWIP	UZ	2000000127	9/21/2012	(41.62)
88107000	CAP Move-CWIP	UZ	2000000127	9/21/2012	124.86
88107000	CAP Move-CWIP	UZ	2000000127	9/21/2012	(2.99)
88107000	CAP Move-CWIP	UZ	2000000127	9/21/2012	27.11
88107000	CAP Move-CWIP	UZ	2000000127	9/21/2012	1.62
88107000	CAP Move-CWIP	UZ	2000000127	9/21/2012	(12.94)
88107000	CAP Move-CWIP	UZ	2000000127	9/21/2012	(0.54)
88107000	CAP Move-CWIP	UZ	2000000127	9/21/2012	(1.05)
88107000	CAP Move-CWIP	UZ	2000000128	9/21/2012	9.13
88107000	CAP Move-CWIP	UZ	2000000128	9/21/2012	3.15
88107000	CAP Move-CWIP	UZ	2000000135	9/21/2012	11.33

## Kentucky American Water Company

Case No. 2012-00520

Response to PSC DR1, Item 31

Account	Description	Doc Type	Document Number	Posting Date	Amount
88107000	CAP Move-CWIP	UZ	2000000135	9/21/2012	140.96
88107000	CAP Move-CWIP	UZ	2000000136	9/21/2012	13.34
88107000	CAP Move-CWIP	UZ	2000000136	9/21/2012	1.66
88107000	CAP Move-CWIP	UZ	2000000136	9/21/2012	1.49
88107000	CAP Move-CWIP	UZ	2000000127	9/21/2012	(69.90)
88107000	CAP Move-CWIP	UZ	2000000127	9/21/2012	(270.35)
88107000	CAP Move-CWIP	UZ	2000000127	9/21/2012	3,095.04
88107000	CAP Move-CWIP	UZ	2000000127	9/21/2012	(967.20)
88107000	CAP Move-CWIP	UZ	2000000127	9/21/2012	(24.20)
88107000	CAP Move-CWIP	UZ	2000000127	9/21/2012	225.98
88107000	CAP Move-CWIP	UZ	2000000128	9/21/2012	77.44
88107000	CAP Move-CWIP	UZ	2000000128	9/21/2012	937.06
88107000	CAP Move-CWIP	UZ	2000000135	9/21/2012	38.09
88107000	CAP Move-CWIP	UZ	2000000136	9/21/2012	42.56
88107000	CAP Move-CWIP	UZ	2000000136	9/21/2012	289.60
88107000	CAP Move-CWIP	UZ	2000000136	9/21/2012	340.88
88107000	CAP Move-CWIP	UZ	2000000128	9/21/2012	472.23
88107000	CAP Move-CWIP	UZ	2000000128	9/21/2012	477.00
88257100	CAP Move-RWIP	UZ	2000000127	9/21/2012	0.78
88257100	CAP Move-RWIP	UZ	2000000127	9/21/2012	43.42
88257100	CAP Move-RWIP	UZ	2000000127	9/21/2012	2.80
88257100	CAP Move-RWIP	UZ	2000000127	9/21/2012	0.04
88257100	CAP Move-RWIP	UZ	2000000127	9/21/2012	10.78
88257100	CAP Move-RWIP	UZ	2000000128	9/21/2012	0.23
88257100	CAP Move-RWIP	UZ	2000000135	9/21/2012	0.19
88257100	CAP Move-RWIP	UZ	2000000136	9/21/2012	0.22
88257100	CAP Move-RWIP	UZ	2000000136	9/21/2012	1.47
88257100	CAP Move-RWIP	UZ	2000000136	9/21/2012	1.73
88257100	CAP Move-RWIP	UZ	2000000132	9/21/2012	976.73
88257100	CAP Move-RWIP	UZ	2000000127	9/21/2012	(16.17)
88257100	CAP Move-RWIP	UZ	2000000127	9/21/2012	0.49
88257100	CAP Move-RWIP	UZ	2000000127	9/21/2012	0.25
88257100	CAP Move-RWIP	UZ	2000000127	9/21/2012	0.17
88257100	CAP Move-RWIP	UZ	2000000127	9/21/2012	(5.76)
88257100	CAP Move-RWIP	UZ	2000000127	9/21/2012	(2.92)
88257100	CAP Move-RWIP	UZ	2000000127	9/21/2012	1.39
88257100	CAP Move-RWIP	UZ	2000000128	9/21/2012	(1.61)
88257100	CAP Move-RWIP	UZ	2000000128	9/21/2012	15.58
88257100	CAP Move-RWIP	UZ	2000000128	9/21/2012	6.71
88257100	CAP Move-RWIP	UZ	2000000128	9/21/2012	(78.20)
88257100	CAP Move-RWIP	UZ	2000000135	9/21/2012	(11.45)
88257100	CAP Move-RWIP	UZ	2000000135	9/21/2012	(1.43)
88257100	CAP Move-RWIP	UZ	2000000135	9/21/2012	(9.73)
88257100	CAP Move-RWIP	UZ	2000000136	9/21/2012	(1.28)
88257100	CAP Move-RWIP	UZ	2000000127	9/21/2012	(0.51)
88257100	CAP Move-RWIP	UZ	2000000127	9/21/2012	(0.80)
88257100	CAP Move-RWIP	UZ	2000000127	9/21/2012	22.47
88257100	CAP Move-RWIP	UZ	2000000127	9/21/2012	(0.38)
88257100	CAP Move-RWIP	UZ	2000000127	9/21/2012	1.73
88257100	CAP Move-RWIP	UZ	2000000127	9/21/2012	1.19
88257100	CAP Move-RWIP	UZ	2000000128	9/21/2012	1.57
88257100	CAP Move-RWIP	UZ	2000000128	9/21/2012	0.90
88257100	CAP Move-RWIP	UZ	2000000128	9/21/2012	(9.63)

## Kentucky American Water Company

Case No. 2012-00520

Response to PSC DR1, Item 31

Account	Description	Doc Type	Document Number	Posting Date	Amount
88257100	CAP Move-RWIP	UZ	2000000128	9/21/2012	(0.67)
88257100	CAP Move-RWIP	UZ	2000000136	9/21/2012	2.06
88257100	CAP Move-RWIP	UZ	2000000136	9/21/2012	0.23
88257100	CAP Move-RWIP	UZ	2000000136	9/21/2012	1.75
88257100	CAP Move-RWIP	UZ	2000000136	9/21/2012	0.26
88257100	CAP Move-RWIP	UZ	2000000127	9/21/2012	(0.19)
88257100	CAP Move-RWIP	UZ	2000000127	9/21/2012	16.04
88257100	CAP Move-RWIP	UZ	2000000127	9/21/2012	1.25
88257100	CAP Move-RWIP	UZ	2000000127	9/21/2012	(4.81)
88257100	CAP Move-RWIP	UZ	2000000127	9/21/2012	0.84
88257100	CAP Move-RWIP	UZ	2000000127	9/21/2012	(0.34)
88257100	CAP Move-RWIP	UZ	2000000127	9/21/2012	(0.25)
88257100	CAP Move-RWIP	UZ	2000000128	9/21/2012	0.64
88257100	CAP Move-RWIP	UZ	2000000128	9/21/2012	(0.40)
88257100	CAP Move-RWIP	UZ	2000000128	9/21/2012	1.13
88257100	CAP Move-RWIP	UZ	2000000136	9/21/2012	0.22
88257100	CAP Move-RWIP	UZ	2000000136	9/21/2012	1.53
88257100	CAP Move-RWIP	UZ	2000000136	9/21/2012	0.20
88257100	CAP Move-RWIP	UZ	2000000136	9/21/2012	1.80
88257100	CAP Move-RWIP	UZ	2000000127	9/21/2012	(0.19)
88257100	CAP Move-RWIP	UZ	2000000127	9/21/2012	0.47
88257100	CAP Move-RWIP	UZ	2000000127	9/21/2012	0.68
88257100	CAP Move-RWIP	UZ	2000000127	9/21/2012	8.83
88257100	CAP Move-RWIP	UZ	2000000127	9/21/2012	(0.34)
88257100	CAP Move-RWIP	UZ	2000000127	9/21/2012	0.36
88257100	CAP Move-RWIP	UZ	2000000127	9/21/2012	(4.81)
88257100	CAP Move-RWIP	UZ	2000000128	9/21/2012	(0.40)
88257100	CAP Move-RWIP	UZ	2000000128	9/21/2012	0.61
88257100	CAP Move-RWIP	UZ	2000000128	9/21/2012	(0.25)
88257100	CAP Move-RWIP	UZ	2000000136	9/21/2012	0.07
88257100	CAP Move-RWIP	UZ	2000000136	9/21/2012	0.08
88257100	CAP Move-RWIP	UZ	2000000136	9/21/2012	0.55
88257100	CAP Move-RWIP	UZ	2000000136	9/21/2012	0.64
88257100	CAP Move-RWIP	UZ	2000000127	9/21/2012	(17.60)
88257100	CAP Move-RWIP	UZ	2000000127	9/21/2012	54.03
88257100	CAP Move-RWIP	UZ	2000000127	9/21/2012	83.41
88257100	CAP Move-RWIP	UZ	2000000127	9/21/2012	(44.55)
88257100	CAP Move-RWIP	UZ	2000000127	9/21/2012	(8.97)
88257100	CAP Move-RWIP	UZ	2000000127	9/21/2012	55.21
88257100	CAP Move-RWIP	UZ	2000000127	9/21/2012	2,056.13
88257100	CAP Move-RWIP	UZ	2000000128	9/21/2012	413.34
88257100	CAP Move-RWIP	UZ	2000000128	9/21/2012	(10.88)
88257100	CAP Move-RWIP	UZ	2000000128	9/21/2012	154.03
88257100	CAP Move-RWIP	UZ	2000000128	9/21/2012	403.00
88257100	CAP Move-RWIP	UZ	2000000128	9/21/2012	(233.81)
88257100	CAP Move-RWIP	UZ	2000000132	9/21/2012	4,870.48
88257100	CAP Move-RWIP	UZ	2000000135	9/21/2012	291.93
88257100	CAP Move-RWIP	UZ	2000000135	9/21/2012	32.62
88257100	CAP Move-RWIP	UZ	2000000135	9/21/2012	36.45
88257100	CAP Move-RWIP	UZ	2000000136	9/21/2012	248.02
88257100	CAP Move-RWIP	UZ	2000000127	9/21/2012	21.16
88257100	CAP Move-RWIP	UZ	2000000127	9/21/2012	(4.39)
88257100	CAP Move-RWIP	UZ	2000000127	9/21/2012	45.78

## Kentucky American Water Company

Case No. 2012-00520

Response to PSC DR1, Item 31

Account	Description	Doc Type	Document Number	Posting Date	Amount
88257100	CAP Move-RWIP	UZ	2000000127	9/21/2012	(1.65)
88257100	CAP Move-RWIP	UZ	2000000127	9/21/2012	21.54
88257100	CAP Move-RWIP	UZ	2000000127	9/21/2012	269.66
88257100	CAP Move-RWIP	UZ	2000000127	9/21/2012	15.04
88257100	CAP Move-RWIP	UZ	2000000127	9/21/2012	(0.56)
88257100	CAP Move-RWIP	UZ	2000000127	9/21/2012	(22.48)
88257100	CAP Move-RWIP	UZ	2000000128	9/21/2012	10.24
88257100	CAP Move-RWIP	UZ	2000000135	9/21/2012	39.60
88257100	CAP Move-RWIP	UZ	2000000135	9/21/2012	4.94
88257100	CAP Move-RWIP	UZ	2000000135	9/21/2012	4.42
88257100	CAP Move-RWIP	UZ	2000000136	9/21/2012	33.64
88257100	CAP Move-RWIP	UZ	2000000127	9/21/2012	(5.65)
88257100	CAP Move-RWIP	UZ	2000000127	9/21/2012	(365.87)
88257100	CAP Move-RWIP	UZ	2000000127	9/21/2012	(27.79)
88257100	CAP Move-RWIP	UZ	2000000127	9/21/2012	(71.55)
88257100	CAP Move-RWIP	UZ	2000000127	9/21/2012	(19.18)
88257100	CAP Move-RWIP	UZ	2000000135	9/21/2012	(7.32)
88257100	CAP Move-RWIP	UZ	2000000135	9/21/2012	(49.80)
88257100	CAP Move-RWIP	UZ	2000000135	9/21/2012	(6.55)
88257100	CAP Move-RWIP	UZ	2000000136	9/21/2012	(58.61)
88257100	CAP Move-RWIP	UZ	2000000127	9/21/2012	9,319.53
88257100	CAP Move-RWIP	UZ	2000000127	9/21/2012	43.42
88257100	CAP Move-RWIP	UZ	2000000127	9/21/2012	(3,135.00)
88257100	CAP Move-RWIP	UZ	2000000127	9/21/2012	22.02
88257100	CAP Move-RWIP	UZ	2000000127	9/21/2012	(121.75)
88257100	CAP Move-RWIP	UZ	2000000127	9/21/2012	301.54
88257100	CAP Move-RWIP	UZ	2000000127	9/21/2012	(16.90)
88257100	CAP Move-RWIP	UZ	2000000127	9/21/2012	(2.64)
88257100	CAP Move-RWIP	UZ	2000000128	9/21/2012	1,908.99
88257100	CAP Move-RWIP	UZ	2000000128	9/21/2012	127.99
88257100	CAP Move-RWIP	UZ	2000000128	9/21/2012	(54.11)
88257100	CAP Move-RWIP	UZ	2000000128	9/21/2012	(680.73)
88257100	CAP Move-RWIP	UZ	2000000128	9/21/2012	51.80
88257100	CAP Move-RWIP	UZ	2000000135	9/21/2012	196.77
88257100	CAP Move-RWIP	UZ	2000000135	9/21/2012	21.99
88257100	CAP Move-RWIP	UZ	2000000135	9/21/2012	24.56
88257100	CAP Move-RWIP	UZ	2000000135	9/21/2012	167.16
88257100	CAP Move-RWIP	UZ	2000000128	9/21/2012	691.30
88257100	CAP Move-RWIP	UZ	2000000127	9/21/2012	8.82
88257100	CAP Move-RWIP	UZ	2000000127	9/21/2012	(0.48)
88257100	CAP Move-RWIP	UZ	2000000127	9/21/2012	(50.39)
88257100	CAP Move-RWIP	UZ	2000000127	9/21/2012	40.23
88257100	CAP Move-RWIP	UZ	2000000127	9/21/2012	(3,340.00)
88257100	CAP Move-RWIP	UZ	2000000127	9/21/2012	860.60
88257100	CAP Move-RWIP	UZ	2000000127	9/21/2012	12.82
88257100	CAP Move-RWIP	UZ	2000000127	9/21/2012	9.88
88257100	CAP Move-RWIP	UZ	2000000127	9/21/2012	101.48
88257100	CAP Move-RWIP	UZ	2000000128	9/21/2012	(8.10)
88257100	CAP Move-RWIP	UZ	2000000128	9/21/2012	583.09
88257100	CAP Move-RWIP	UZ	2000000128	9/21/2012	(1.16)
88257100	CAP Move-RWIP	UZ	2000000128	9/21/2012	(3.74)
88257100	CAP Move-RWIP	UZ	2000000135	9/21/2012	10.65
88257100	CAP Move-RWIP	UZ	2000000135	9/21/2012	85.34

## Kentucky American Water Company

Case No. 2012-00520

Response to PSC DR1, Item 31

Account	Description	Doc Type	Document Number	Posting Date	Amount
88257100	CAP Move-RWIP	UZ	2000000136	9/21/2012	9.54
88257100	CAP Move-RWIP	UZ	2000000136	9/21/2012	72.50
88257100	CAP Move-RWIP	UZ	2000000127	9/21/2012	32.50
88257100	CAP Move-RWIP	UZ	2000000127	9/21/2012	19.73
88257100	CAP Move-RWIP	UZ	2000000127	9/21/2012	(4.83)
88257100	CAP Move-RWIP	UZ	2000000127	9/21/2012	(10.44)
88257100	CAP Move-RWIP	UZ	2000000127	9/21/2012	(37.02)
88257100	CAP Move-RWIP	UZ	2000000127	9/21/2012	(7.56)
88257100	CAP Move-RWIP	UZ	2000000127	9/21/2012	29.50
88257100	CAP Move-RWIP	UZ	2000000127	9/21/2012	1.04
88257100	CAP Move-RWIP	UZ	2000000127	9/21/2012	59.86
88257100	CAP Move-RWIP	UZ	2000000127	9/21/2012	(144.00)
88257100	CAP Move-RWIP	UZ	2000000128	9/21/2012	6.53
88257100	CAP Move-RWIP	UZ	2000000128	9/21/2012	4.62
88257100	CAP Move-RWIP	UZ	2000000130	9/21/2012	(540.00)
88257100	CAP Move-RWIP	UZ	2000000135	9/21/2012	(18.34)
88257100	CAP Move-RWIP	UZ	2000000136	9/21/2012	(2.29)
88257100	CAP Move-RWIP	UZ	2000000136	9/21/2012	(2.05)
88257100	CAP Move-RWIP	UZ	2000000136	9/21/2012	(15.58)
88257100	CAP Move-RWIP	UZ	2000000130	9/21/2012	(30.00)
88257100	CAP Move-RWIP	UZ	2000000127	9/21/2012	(1.65)
88257100	CAP Move-RWIP	UZ	2000000127	9/21/2012	10.76
88257100	CAP Move-RWIP	UZ	2000000127	9/21/2012	21.21
88257100	CAP Move-RWIP	UZ	2000000127	9/21/2012	(360.62)
88257100	CAP Move-RWIP	UZ	2000000127	9/21/2012	10.24
88257100	CAP Move-RWIP	UZ	2000000127	9/21/2012	149.47
88257100	CAP Move-RWIP	UZ	2000000127	9/21/2012	(89.99)
88257100	CAP Move-RWIP	UZ	2000000128	9/21/2012	(26.44)
88257100	CAP Move-RWIP	UZ	2000000128	9/21/2012	658.61
88257100	CAP Move-RWIP	UZ	2000000128	9/21/2012	39.11
88257100	CAP Move-RWIP	UZ	2000000128	9/21/2012	(1.68)
88257100	CAP Move-RWIP	UZ	2000000130	9/21/2012	(4,056.00)
88257100	CAP Move-RWIP	UZ	2000000135	9/21/2012	5.96
88257100	CAP Move-RWIP	UZ	2000000135	9/21/2012	47.74
88257100	CAP Move-RWIP	UZ	2000000136	9/21/2012	40.56
88257100	CAP Move-RWIP	UZ	2000000136	9/21/2012	5.33
88257100	CAP Move-RWIP	UZ	2000000130	9/21/2012	(478.40)
88257100	CAP Move-RWIP	UZ	2000000130	9/21/2012	(14.35)
88257100	CAP Move-RWIP	UZ	2000000127	9/21/2012	280.51
88257100	CAP Move-RWIP	UZ	2000000127	9/21/2012	(8.83)
88257100	CAP Move-RWIP	UZ	2000000127	9/21/2012	97.22
88257100	CAP Move-RWIP	UZ	2000000127	9/21/2012	(1.34)
88257100	CAP Move-RWIP	UZ	2000000127	9/21/2012	17.82
88257100	CAP Move-RWIP	UZ	2000000127	9/21/2012	(1.98)
88257100	CAP Move-RWIP	UZ	2000000127	9/21/2012	261.61
88257100	CAP Move-RWIP	UZ	2000000128	9/21/2012	(27.05)
88257100	CAP Move-RWIP	UZ	2000000128	9/21/2012	(120.98)
88257100	CAP Move-RWIP	UZ	2000000128	9/21/2012	3.19
88257100	CAP Move-RWIP	UZ	2000000128	9/21/2012	1,065.97
88257100	CAP Move-RWIP	UZ	2000000135	9/21/2012	128.61
88257100	CAP Move-RWIP	UZ	2000000135	9/21/2012	151.39
88257100	CAP Move-RWIP	UZ	2000000135	9/21/2012	18.90
88257100	CAP Move-RWIP	UZ	2000000136	9/21/2012	16.92

Kentucky American Water Company  
Case No. 2012-00520  
Response to PSC DR1, Item 31

Account	Description	Doc Type	Document Number	Posting Date	Amount
88257100	CAP Move-RWIP	UZ	2000000127	9/21/2012	(8.17)
88257100	CAP Move-RWIP	UZ	2000000127	9/21/2012	(32.29)
88257100	CAP Move-RWIP	UZ	2000000127	9/21/2012	(2.35)
88257100	CAP Move-RWIP	UZ	2000000127	9/21/2012	(1.10)
88257100	CAP Move-RWIP	UZ	2000000128	9/21/2012	(1.70)
88257100	CAP Move-RWIP	UZ	2000000135	9/21/2012	(4.40)
88257100	CAP Move-RWIP	UZ	2000000136	9/21/2012	(0.58)
88257100	CAP Move-RWIP	UZ	2000000136	9/21/2012	(5.17)
88257100	CAP Move-RWIP	UZ	2000000136	9/21/2012	(0.65)
88257100	CAP Move-RWIP	UZ	2000000128	9/21/2012	1,473.52
88257100	CAP Move-RWIP	UZ	2000000127	9/21/2012	4.76
88257100	CAP Move-RWIP	UZ	2000000127	9/21/2012	42.88
88257100	CAP Move-RWIP	UZ	2000000127	9/21/2012	117.08
88257100	CAP Move-RWIP	UZ	2000000127	9/21/2012	218.63
88257100	CAP Move-RWIP	UZ	2000000127	9/21/2012	14.10
88257100	CAP Move-RWIP	UZ	2000000128	9/21/2012	365.13
88257100	CAP Move-RWIP	UZ	2000000132	9/21/2012	18.79
88257100	CAP Move-RWIP	UZ	2000000135	9/21/2012	6.54
88257100	CAP Move-RWIP	UZ	2000000135	9/21/2012	49.69
88257100	CAP Move-RWIP	UZ	2000000135	9/21/2012	58.49
88257100	CAP Move-RWIP	UZ	2000000136	9/21/2012	7.30
88257100	CAP Move-RWIP	UZ	2000000136	9/21/2012	8.10
88257100	CAP Move-RWIP	UZ	2000000127	9/21/2012	4.77
88271170	CAP Move-CIAC NT WIP	UZ	2000000130	9/21/2012	(6,536.00)
88271270	CAP Move-CIAC Tx WIP	UZ	2000000130	9/21/2012	(868.00)
88900000	CAP Move-Settlement	UZ	2000000127	9/21/2012	5.50
88900000	CAP Move-Settlement	UZ	2000000127	9/21/2012	219.60
88900000	CAP Move-Settlement	UZ	2000000127	9/21/2012	39.71
88900000	CAP Move-Settlement	UZ	2000000127	9/21/2012	18.20
88900000	CAP Move-Settlement	UZ	2000000135	9/21/2012	29.89
88900000	CAP Move-Settlement	UZ	2000000135	9/21/2012	4.39
88900000	CAP Move-Settlement	UZ	2000000135	9/21/2012	3.93
88900000	CAP Move-Settlement	UZ	2000000136	9/21/2012	35.18
88900000	CAP Move-Settlement	UZ	2000000128	9/21/2012	(6,865.62)
88900000	CAP Move-Settlement	UZ	2000000127	9/21/2012	163.62
88900000	CAP Move-Settlement	UZ	2000000127	9/21/2012	(1,317.60)
88900000	CAP Move-Settlement	UZ	2000000127	9/21/2012	357.66
88900000	CAP Move-Settlement	UZ	2000000127	9/21/2012	(97.42)
88900000	CAP Move-Settlement	UZ	2000000127	9/21/2012	1,976.40
88900000	CAP Move-Settlement	UZ	2000000127	9/21/2012	(236.37)
88900000	CAP Move-Settlement	UZ	2000000128	9/21/2012	(32.95)
88900000	CAP Move-Settlement	UZ	2000000128	9/21/2012	49.41
88900000	CAP Move-Settlement	UZ	2000000132	9/21/2012	1,041.39
88900000	CAP Move-Settlement	UZ	2000000135	9/21/2012	105.54
88900000	CAP Move-Settlement	UZ	2000000136	9/21/2012	89.66
88900000	CAP Move-Settlement	UZ	2000000136	9/21/2012	13.18
88900000	CAP Move-Settlement	UZ	2000000136	9/21/2012	11.79
88900000	CAP Move-Settlement	UZ	2000000127	9/21/2012	(1,527.16)
88900000	CAP Move-Settlement	UZ	2000000127	9/21/2012	(450.50)
88900000	CAP Move-Settlement	UZ	2000000127	9/21/2012	(117.04)
88900000	CAP Move-Settlement	UZ	2000000128	9/21/2012	(6,172.48)
88900000	CAP Move-Settlement	UZ	2000000135	9/21/2012	(123.45)
88900000	CAP Move-Settlement	UZ	2000000135	9/21/2012	(110.49)

Kentucky American Water Company  
Case No. 2012-00520  
Response to PSC DR1, Item 31

Account	Description	Doc Type	Document Number	Posting Date	Amount
88900000	CAP Move-Settlement	UZ	2000000136	9/21/2012	(988.83)
88900000	CAP Move-Settlement	UZ	2000000136	9/21/2012	(840.07)
88900000	CAP Move-Settlement	UZ	2000000127	9/21/2012	(32.40)
88900000	CAP Move-Settlement	UZ	2000000127	9/21/2012	(95.05)
88900000	CAP Move-Settlement	UZ	2000000128	9/21/2012	(1,296.00)
88900000	CAP Move-Settlement	UZ	2000000128	9/21/2012	(297.85)
88900000	CAP Move-Settlement	UZ	2000000135	9/21/2012	(176.39)
88900000	CAP Move-Settlement	UZ	2000000135	9/21/2012	(23.20)
88900000	CAP Move-Settlement	UZ	2000000136	9/21/2012	(25.92)
88900000	CAP Move-Settlement	UZ	2000000136	9/21/2012	(207.62)
88900000	CAP Move-Settlement	UZ	2000000127	9/21/2012	1.72
88900000	CAP Move-Settlement	UZ	2000000127	9/21/2012	139.79
88900000	CAP Move-Settlement	UZ	2000000127	9/21/2012	39.13
88900000	CAP Move-Settlement	UZ	2000000127	9/21/2012	(843.47)
88900000	CAP Move-Settlement	UZ	2000000128	9/21/2012	538.56
88900000	CAP Move-Settlement	UZ	2000000135	9/21/2012	10.77
88900000	CAP Move-Settlement	UZ	2000000135	9/21/2012	73.30
88900000	CAP Move-Settlement	UZ	2000000135	9/21/2012	86.28
88900000	CAP Move-Settlement	UZ	2000000135	9/21/2012	9.64
88900000	CAP Move-Settlement	UZ	2000000127	9/21/2012	(25.92)
88900000	CAP Move-Settlement	UZ	2000000127	9/21/2012	(1,036.80)
88900000	CAP Move-Settlement	UZ	2000000127	9/21/2012	39.14
88900000	CAP Move-Settlement	UZ	2000000127	9/21/2012	(76.02)
88900000	CAP Move-Settlement	UZ	2000000127	9/21/2012	139.79
88900000	CAP Move-Settlement	UZ	2000000127	9/21/2012	1.73
88900000	CAP Move-Settlement	UZ	2000000127	9/21/2012	538.56
88900000	CAP Move-Settlement	UZ	2000000128	9/21/2012	(238.32)
88900000	CAP Move-Settlement	UZ	2000000135	9/21/2012	(79.82)
88900000	CAP Move-Settlement	UZ	2000000136	9/21/2012	(9.96)
88900000	CAP Move-Settlement	UZ	2000000136	9/21/2012	(8.92)
88900000	CAP Move-Settlement	UZ	2000000136	9/21/2012	(67.81)
88900000	CAP Move-Settlement	UZ	2000000127	9/21/2012	(87.44)
88900000	CAP Move-Settlement	UZ	2000000127	9/21/2012	(1,164.48)
88900000	CAP Move-Settlement	UZ	2000000128	9/21/2012	(130.28)
88900000	CAP Move-Settlement	UZ	2000000135	9/21/2012	(186.55)
88900000	CAP Move-Settlement	UZ	2000000135	9/21/2012	(20.84)
88900000	CAP Move-Settlement	UZ	2000000136	9/21/2012	(23.29)
88900000	CAP Move-Settlement	UZ	2000000136	9/21/2012	(158.49)
88900000	CAP Move-Settlement	UZ	2000000127	9/21/2012	3.64
88900000	CAP Move-Settlement	UZ	2000000127	9/21/2012	7.17
88900000	CAP Move-Settlement	UZ	2000000127	9/21/2012	2.77
88900000	CAP Move-Settlement	UZ	2000000127	9/21/2012	(315.02)
88900000	CAP Move-Settlement	UZ	2000000127	9/21/2012	(100.20)
88900000	CAP Move-Settlement	UZ	2000000127	9/21/2012	(698.02)
88900000	CAP Move-Settlement	UZ	2000000127	9/21/2012	(4,007.70)
88900000	CAP Move-Settlement	UZ	2000000127	9/21/2012	5.18
88900000	CAP Move-Settlement	UZ	2000000128	9/21/2012	69.22
88900000	CAP Move-Settlement	UZ	2000000135	9/21/2012	(70.50)
88900000	CAP Move-Settlement	UZ	2000000135	9/21/2012	(78.77)
88900000	CAP Move-Settlement	UZ	2000000135	9/21/2012	(630.94)
88900000	CAP Move-Settlement	UZ	2000000136	9/21/2012	(536.03)
88900000	CAP Move-Settlement	UZ	2000000127	9/21/2012	(78.30)
88900000	CAP Move-Settlement	UZ	2000000127	9/21/2012	(3.46)

Kentucky American Water Company  
Case No. 2012-00520  
Response to PSC DR1, Item 31

Account	Description	Doc Type	Document Number	Posting Date	Amount
88900000	CAP Move-Settlement	UZ	2000000127	9/21/2012	(1,077.12)
88900000	CAP Move-Settlement	UZ	2000000128	9/21/2012	(279.60)
88900000	CAP Move-Settlement	UZ	2000000135	9/21/2012	(21.54)
88900000	CAP Move-Settlement	UZ	2000000135	9/21/2012	(146.60)
88900000	CAP Move-Settlement	UZ	2000000135	9/21/2012	(19.28)
88900000	CAP Move-Settlement	UZ	2000000136	9/21/2012	(172.55)
88900000	CAP Move-Settlement	UZ	2000000127	9/21/2012	26.85
88900000	CAP Move-Settlement	UZ	2000000127	9/21/2012	80.75
88900000	CAP Move-Settlement	UZ	2000000127	9/21/2012	0.86
88900000	CAP Move-Settlement	UZ	2000000128	9/21/2012	366.32
88900000	CAP Move-Settlement	UZ	2000000135	9/21/2012	58.68
88900000	CAP Move-Settlement	UZ	2000000135	9/21/2012	7.33
88900000	CAP Move-Settlement	UZ	2000000136	9/21/2012	6.56
88900000	CAP Move-Settlement	UZ	2000000136	9/21/2012	49.86
88900000	CAP Move-Settlement	UZ	2000000127	9/21/2012	(153.61)
88900000	CAP Move-Settlement	UZ	2000000127	9/21/2012	(2,111.85)
88900000	CAP Move-Settlement	UZ	2000000127	9/21/2012	(516.02)
88900000	CAP Move-Settlement	UZ	2000000127	9/21/2012	(56.32)
88900000	CAP Move-Settlement	UZ	2000000128	9/21/2012	(39.06)
88900000	CAP Move-Settlement	UZ	2000000135	9/21/2012	(37.80)
88900000	CAP Move-Settlement	UZ	2000000135	9/21/2012	(42.24)
88900000	CAP Move-Settlement	UZ	2000000136	9/21/2012	(338.32)
88900000	CAP Move-Settlement	UZ	2000000136	9/21/2012	(287.42)
88900000	CAP Move-Settlement	UZ	2000000127	9/21/2012	(3.44)
88900000	CAP Move-Settlement	UZ	2000000127	9/21/2012	(4,343.12)
88900000	CAP Move-Settlement	UZ	2000000127	9/21/2012	(23.33)
88900000	CAP Move-Settlement	UZ	2000000127	9/21/2012	(279.60)
88900000	CAP Move-Settlement	UZ	2000000128	9/21/2012	(1,077.12)
88900000	CAP Move-Settlement	UZ	2000000128	9/21/2012	(78.28)
88900000	CAP Move-Settlement	UZ	2000000135	9/21/2012	(146.60)
88900000	CAP Move-Settlement	UZ	2000000135	9/21/2012	(21.54)
88900000	CAP Move-Settlement	UZ	2000000135	9/21/2012	(172.55)
88900000	CAP Move-Settlement	UZ	2000000136	9/21/2012	(19.28)
88900000	CAP Move-Settlement	UZ	2000000127	9/21/2012	(14.52)
88900000	CAP Move-Settlement	UZ	2000000127	9/21/2012	(21.76)
88900000	CAP Move-Settlement	UZ	2000000128	9/21/2012	(194.08)
88900000	CAP Move-Settlement	UZ	2000000135	9/21/2012	(26.41)
88900000	CAP Move-Settlement	UZ	2000000136	9/21/2012	(3.47)
88900000	CAP Move-Settlement	UZ	2000000136	9/21/2012	(31.09)
88900000	CAP Move-Settlement	UZ	2000000136	9/21/2012	(3.88)
88900000	CAP Move-Settlement	UZ	2000000127	9/21/2012	17.52
88900000	CAP Move-Settlement	UZ	2000000127	9/21/2012	76.48
88900000	CAP Move-Settlement	UZ	2000000128	9/21/2012	25.63
88900000	CAP Move-Settlement	UZ	2000000128	9/21/2012	2.60
88900000	CAP Move-Settlement	UZ	2000000128	9/21/2012	333.73
88900000	CAP Move-Settlement	UZ	2000000135	9/21/2012	6.67
88900000	CAP Move-Settlement	UZ	2000000135	9/21/2012	5.97
88900000	CAP Move-Settlement	UZ	2000000136	9/21/2012	45.42
88900000	CAP Move-Settlement	UZ	2000000136	9/21/2012	53.46
88900000	CAP Move-Settlement	UZ	2000000127	9/21/2012	518.40
88900000	CAP Move-Settlement	UZ	2000000127	9/21/2012	116.78
88900000	CAP Move-Settlement	UZ	2000000127	9/21/2012	38.05
88900000	CAP Move-Settlement	UZ	2000000128	9/21/2012	12.96



Kentucky American Water Company  
Case No. 2012-00520  
Response to PSC DR1, Item 31

Account	Description	Doc Type	Document Number	Posting Date	Amount
88900000	CAP Move-Settlement	UZ	2000000135	9/21/2012	83.05
88900000	CAP Move-Settlement	UZ	2000000135	9/21/2012	9.28
88900000	CAP Move-Settlement	UZ	2000000135	9/21/2012	70.55
88900000	CAP Move-Settlement	UZ	2000000136	9/21/2012	10.37
88900000	CAP Move-Settlement	UZ	2000000128	9/21/2012	(4,933.27)
88900000	CAP Move-Settlement	UZ	2000000128	9/21/2012	(4,770.00)
88900000	CAP Move-Settlement	UZ	2000000127	9/21/2012	(24.42)
88900000	CAP Move-Settlement	UZ	2000000127	9/21/2012	(214.76)
88900000	CAP Move-Settlement	UZ	2000000127	9/21/2012	(4.98)
88900000	CAP Move-Settlement	UZ	2000000127	9/21/2012	(963.48)
88900000	CAP Move-Settlement	UZ	2000000127	9/21/2012	(3.63)
88900000	CAP Move-Settlement	UZ	2000000127	9/21/2012	(18.72)
88900000	CAP Move-Settlement	UZ	2000000127	9/21/2012	(70.38)
88900000	CAP Move-Settlement	UZ	2000000127	9/21/2012	(2,769.94)
88900000	CAP Move-Settlement	UZ	2000000127	9/21/2012	(20.07)
88900000	CAP Move-Settlement	UZ	2000000128	9/21/2012	(69.21)
88900000	CAP Move-Settlement	UZ	2000000132	9/21/2012	(2,827.28)
88900000	CAP Move-Settlement	UZ	2000000135	9/21/2012	(9.42)
88900000	CAP Move-Settlement	UZ	2000000135	9/21/2012	(1.38)
88900000	CAP Move-Settlement	UZ	2000000135	9/21/2012	(131.13)
88900000	CAP Move-Settlement	UZ	2000000135	9/21/2012	(19.27)
88900000	CAP Move-Settlement	UZ	2000000136	9/21/2012	(11.09)
88900000	CAP Move-Settlement	UZ	2000000136	9/21/2012	(154.35)
88900000	CAP Move-Settlement	UZ	2000000136	9/21/2012	(1.24)
88900000	CAP Move-Settlement	UZ	2000000136	9/21/2012	(17.25)
88900000	CAP Move-Settlement	UZ	2000000127	9/21/2012	(150.36)
88900000	CAP Move-Settlement	UZ	2000000127	9/21/2012	(14.76)
88900000	CAP Move-Settlement	UZ	2000000127	9/21/2012	(369.12)
88900000	CAP Move-Settlement	UZ	2000000127	9/21/2012	(173.06)
88900000	CAP Move-Settlement	UZ	2000000127	9/21/2012	(27.60)
88900000	CAP Move-Settlement	UZ	2000000127	9/21/2012	(23.90)
88900000	CAP Move-Settlement	UZ	2000000127	9/21/2012	(865.96)
88900000	CAP Move-Settlement	UZ	2000000127	9/21/2012	(19.38)
88900000	CAP Move-Settlement	UZ	2000000127	9/21/2012	(26.44)
88900000	CAP Move-Settlement	UZ	2000000128	9/21/2012	(77.23)
88900000	CAP Move-Settlement	UZ	2000000128	9/21/2012	(42.32)
88900000	CAP Move-Settlement	UZ	2000000132	9/21/2012	(199.82)
88900000	CAP Move-Settlement	UZ	2000000132	9/21/2012	(7,690.06)
88900000	CAP Move-Settlement	UZ	2000000132	9/21/2012	9,976.50
88900000	CAP Move-Settlement	UZ	2000000135	9/21/2012	(17.32)
88900000	CAP Move-Settlement	UZ	2000000135	9/21/2012	(59.13)
88900000	CAP Move-Settlement	UZ	2000000135	9/21/2012	(117.86)
88900000	CAP Move-Settlement	UZ	2000000135	9/21/2012	(15.50)
88900000	CAP Move-Settlement	UZ	2000000135	9/21/2012	(50.24)
88900000	CAP Move-Settlement	UZ	2000000136	9/21/2012	(138.73)
88900000	CAP Move-Settlement	UZ	2000000136	9/21/2012	(6.61)
88900000	CAP Move-Settlement	UZ	2000000136	9/21/2012	(7.38)
88900000	CAP Move-Settlement	UZ	2000000127	9/21/2012	(113.74)
88900000	CAP Move-Settlement	UZ	2000000127	9/21/2012	187.50
88900000	CAP Move-Settlement	UZ	2000000127	9/21/2012	9.84
88900000	CAP Move-Settlement	UZ	2000000127	9/21/2012	(432.58)
88900000	CAP Move-Settlement	UZ	2000000127	9/21/2012	7.50
88900000	CAP Move-Settlement	UZ	2000000127	9/21/2012	13.68

Kentucky American Water Company  
Case No. 2012-00520  
Response to PSC DR1, Item 31

Account	Description	Doc Type	Document Number	Posting Date	Amount
88900000	CAP Move-Settlement	UZ	2000000127	9/21/2012	44.59
88900000	CAP Move-Settlement	UZ	2000000128	9/21/2012	(2,198.00)
88900000	CAP Move-Settlement	UZ	2000000128	9/21/2012	(161.14)
88900000	CAP Move-Settlement	UZ	2000000128	9/21/2012	(87.46)
88900000	CAP Move-Settlement	UZ	2000000135	9/21/2012	(273.63)
88900000	CAP Move-Settlement	UZ	2000000135	9/21/2012	(35.99)
88900000	CAP Move-Settlement	UZ	2000000135	9/21/2012	(40.21)
88900000	CAP Move-Settlement	UZ	2000000136	9/21/2012	(322.08)
88900000	CAP Move-Settlement	UZ	2000000132	9/21/2012	(1,085.27)
88900000	CAP Move-Settlement	UZ	2000000127	9/21/2012	(139.13)
88900000	CAP Move-Settlement	UZ	2000000127	9/21/2012	161.49
88900000	CAP Move-Settlement	UZ	2000000127	9/21/2012	575.70
88900000	CAP Move-Settlement	UZ	2000000127	9/21/2012	(1,558.27)
88900000	CAP Move-Settlement	UZ	2000000127	9/21/2012	7,819.57
88900000	CAP Move-Settlement	UZ	2000000127	9/21/2012	(25.20)
88900000	CAP Move-Settlement	UZ	2000000127	9/21/2012	291.81
88900000	CAP Move-Settlement	UZ	2000000128	9/21/2012	(17.26)
88900000	CAP Move-Settlement	UZ	2000000128	9/21/2012	(48.74)
88900000	CAP Move-Settlement	UZ	2000000128	9/21/2012	1,616.60
88900000	CAP Move-Settlement	UZ	2000000128	9/21/2012	(670.83)
88900000	CAP Move-Settlement	UZ	2000000135	9/21/2012	972.94
88900000	CAP Move-Settlement	UZ	2000000135	9/21/2012	142.97
88900000	CAP Move-Settlement	UZ	2000000136	9/21/2012	1,145.23
88900000	CAP Move-Settlement	UZ	2000000136	9/21/2012	127.96
88900000	CAP Move-Settlement	UZ	2000000127	9/21/2012	(117.92)
88900000	CAP Move-Settlement	UZ	2000000127	9/21/2012	79.70
88900000	CAP Move-Settlement	UZ	2000000127	9/21/2012	962.64
88900000	CAP Move-Settlement	UZ	2000000127	9/21/2012	(156.87)
88900000	CAP Move-Settlement	UZ	2000000127	9/21/2012	67.08
88900000	CAP Move-Settlement	UZ	2000000127	9/21/2012	(173.60)
88900000	CAP Move-Settlement	UZ	2000000127	9/21/2012	50.52
88900000	CAP Move-Settlement	UZ	2000000128	9/21/2012	(2,246.16)
88900000	CAP Move-Settlement	UZ	2000000128	9/21/2012	38.47
88900000	CAP Move-Settlement	UZ	2000000128	9/21/2012	(89.83)
88900000	CAP Move-Settlement	UZ	2000000135	9/21/2012	(205.62)
88900000	CAP Move-Settlement	UZ	2000000135	9/21/2012	(25.67)
88900000	CAP Move-Settlement	UZ	2000000135	9/21/2012	(22.98)
88900000	CAP Move-Settlement	UZ	2000000136	9/21/2012	(174.69)
88900000	CAP Move-Settlement	UZ	2000000127	9/21/2012	(1,604.40)
88900000	CAP Move-Settlement	UZ	2000000127	9/21/2012	33.56
88900000	CAP Move-Settlement	UZ	2000000127	9/21/2012	481.32
88900000	CAP Move-Settlement	UZ	2000000127	9/21/2012	(112.04)
88900000	CAP Move-Settlement	UZ	2000000127	9/21/2012	(124.14)
88900000	CAP Move-Settlement	UZ	2000000127	9/21/2012	25.27
88900000	CAP Move-Settlement	UZ	2000000127	9/21/2012	19.26
88900000	CAP Move-Settlement	UZ	2000000128	9/21/2012	39.85
88900000	CAP Move-Settlement	UZ	2000000128	9/21/2012	(64.20)
88900000	CAP Move-Settlement	UZ	2000000128	9/21/2012	(84.24)
88900000	CAP Move-Settlement	UZ	2000000135	9/21/2012	(22.46)
88900000	CAP Move-Settlement	UZ	2000000135	9/21/2012	(179.92)
88900000	CAP Move-Settlement	UZ	2000000135	9/21/2012	(20.10)
88900000	CAP Move-Settlement	UZ	2000000135	9/21/2012	(152.85)
88900000	CAP Move-Settlement	UZ	2000000127	9/21/2012	39.85

Kentucky American Water Company  
Case No. 2012-00520  
Response to PSC DR1, Item 31

Account	Description	Doc Type	Document Number	Posting Date	Amount
88900000	CAP Move-Settlement	UZ	2000000127	9/21/2012	(35.31)
88900000	CAP Move-Settlement	UZ	2000000127	9/21/2012	(882.42)
88900000	CAP Move-Settlement	UZ	2000000127	9/21/2012	(61.58)
88900000	CAP Move-Settlement	UZ	2000000127	9/21/2012	(68.60)
88900000	CAP Move-Settlement	UZ	2000000127	9/21/2012	33.56
88900000	CAP Move-Settlement	UZ	2000000127	9/21/2012	25.27
88900000	CAP Move-Settlement	UZ	2000000128	9/21/2012	19.26
88900000	CAP Move-Settlement	UZ	2000000128	9/21/2012	(46.33)
88900000	CAP Move-Settlement	UZ	2000000128	9/21/2012	481.32
88900000	CAP Move-Settlement	UZ	2000000135	9/21/2012	(64.26)
88900000	CAP Move-Settlement	UZ	2000000135	9/21/2012	(54.59)
88900000	CAP Move-Settlement	UZ	2000000135	9/21/2012	(8.02)
88900000	CAP Move-Settlement	UZ	2000000136	9/21/2012	(7.18)
88900000	CAP Move-Settlement	UZ	2000000127	9/21/2012	(2.87)
88900000	CAP Move-Settlement	UZ	2000000127	9/21/2012	(4.02)
88900000	CAP Move-Settlement	UZ	2000000127	9/21/2012	(54.70)
88900000	CAP Move-Settlement	UZ	2000000127	9/21/2012	(10.83)
88900000	CAP Move-Settlement	UZ	2000000135	9/21/2012	(7.44)
88900000	CAP Move-Settlement	UZ	2000000135	9/21/2012	(0.98)
88900000	CAP Move-Settlement	UZ	2000000136	9/21/2012	(1.09)
88900000	CAP Move-Settlement	UZ	2000000136	9/21/2012	(8.76)
88900000	CAP Move-Settlement	UZ	2000000127	9/21/2012	(18.41)
88900000	CAP Move-Settlement	UZ	2000000127	9/21/2012	(0.64)
88900000	CAP Move-Settlement	UZ	2000000127	9/21/2012	(1.32)
88900000	CAP Move-Settlement	UZ	2000000128	9/21/2012	(0.97)
88900000	CAP Move-Settlement	UZ	2000000128	9/21/2012	(5.51)
88900000	CAP Move-Settlement	UZ	2000000135	9/21/2012	(0.37)
88900000	CAP Move-Settlement	UZ	2000000136	9/21/2012	(2.51)
88900000	CAP Move-Settlement	UZ	2000000136	9/21/2012	(2.95)
88900000	CAP Move-Settlement	UZ	2000000136	9/21/2012	(0.33)
88900000	CAP Move-Settlement	UZ	2000000127	9/21/2012	3,513.75
88900000	CAP Move-Settlement	UZ	2000000127	9/21/2012	(391.80)
88900000	CAP Move-Settlement	UZ	2000000127	9/21/2012	(1,896.92)
88900000	CAP Move-Settlement	UZ	2000000127	9/21/2012	652.88
88900000	CAP Move-Settlement	UZ	2000000127	9/21/2012	(633.88)
88900000	CAP Move-Settlement	UZ	2000000127	9/21/2012	(185.14)
88900000	CAP Move-Settlement	UZ	2000000127	9/21/2012	(6,827.12)
88900000	CAP Move-Settlement	UZ	2000000127	9/21/2012	(1,300.00)
88900000	CAP Move-Settlement	UZ	2000000128	9/21/2012	64.31
88900000	CAP Move-Settlement	UZ	2000000128	9/21/2012	(1,850.73)
88900000	CAP Move-Settlement	UZ	2000000128	9/21/2012	260.83
88900000	CAP Move-Settlement	UZ	2000000128	9/21/2012	155.67
88900000	CAP Move-Settlement	UZ	2000000132	9/21/2012	(297.87)
88900000	CAP Move-Settlement	UZ	2000000135	9/21/2012	(530.80)
88900000	CAP Move-Settlement	UZ	2000000136	9/21/2012	(66.27)
88900000	CAP Move-Settlement	UZ	2000000136	9/21/2012	(59.31)
88900000	CAP Move-Settlement	UZ	2000000136	9/21/2012	(450.95)
88900000	CAP Move-Settlement	UZ	2000000127	9/21/2012	(10.84)
88900000	CAP Move-Settlement	UZ	2000000127	9/21/2012	(2.58)
88900000	CAP Move-Settlement	UZ	2000000127	9/21/2012	139.32
88900000	CAP Move-Settlement	UZ	2000000127	9/21/2012	42.36
88900000	CAP Move-Settlement	UZ	2000000127	9/21/2012	811.39
88900000	CAP Move-Settlement	UZ	2000000127	9/21/2012	(15.04)

Kentucky American Water Company  
Case No. 2012-00520  
Response to PSC DR1, Item 31

Account	Description	Doc Type	Document Number	Posting Date	Amount
88900000	CAP Move-Settlement	UZ	2000000127	9/21/2012	59.89
88900000	CAP Move-Settlement	UZ	2000000128	9/21/2012	11.07
88900000	CAP Move-Settlement	UZ	2000000128	9/21/2012	(36.26)
88900000	CAP Move-Settlement	UZ	2000000128	9/21/2012	(47.34)
88900000	CAP Move-Settlement	UZ	2000000128	9/21/2012	(170.32)
88900000	CAP Move-Settlement	UZ	2000000135	9/21/2012	11.48
88900000	CAP Move-Settlement	UZ	2000000135	9/21/2012	12.82
88900000	CAP Move-Settlement	UZ	2000000136	9/21/2012	87.25
88900000	CAP Move-Settlement	UZ	2000000136	9/21/2012	102.70
88900000	CAP Move-Settlement	UZ	2000000127	9/21/2012	(241.20)
88900000	CAP Move-Settlement	UZ	2000000127	9/21/2012	(450.89)
88900000	CAP Move-Settlement	UZ	2000000127	9/21/2012	(2,865.25)
88900000	CAP Move-Settlement	UZ	2000000127	9/21/2012	(799.10)
88900000	CAP Move-Settlement	UZ	2000000128	9/21/2012	(173.14)
88900000	CAP Move-Settlement	UZ	2000000135	9/21/2012	(57.31)
88900000	CAP Move-Settlement	UZ	2000000136	9/21/2012	(389.96)
88900000	CAP Move-Settlement	UZ	2000000136	9/21/2012	(51.29)
88900000	CAP Move-Settlement	UZ	2000000136	9/21/2012	(459.01)
88900000	CAP Move-Settlement	UZ	2000000127	9/21/2012	28.92
88900000	CAP Move-Settlement	UZ	2000000127	9/21/2012	(6,632.66)
88900000	CAP Move-Settlement	UZ	2000000127	9/21/2012	754.24
88900000	CAP Move-Settlement	UZ	2000000127	9/21/2012	143.71
88900000	CAP Move-Settlement	UZ	2000000127	9/21/2012	(178.09)
88900000	CAP Move-Settlement	UZ	2000000127	9/21/2012	(174.29)
88900000	CAP Move-Settlement	UZ	2000000127	9/21/2012	(269.07)
88900000	CAP Move-Settlement	UZ	2000000127	9/21/2012	(496.91)
88900000	CAP Move-Settlement	UZ	2000000127	9/21/2012	35.10
88900000	CAP Move-Settlement	UZ	2000000128	9/21/2012	56.76
88900000	CAP Move-Settlement	UZ	2000000128	9/21/2012	(1,300.00)
88900000	CAP Move-Settlement	UZ	2000000128	9/21/2012	(1,333.36)
88900000	CAP Move-Settlement	UZ	2000000132	9/21/2012	(15,711.20)
88900000	CAP Move-Settlement	UZ	2000000135	9/21/2012	(800.05)
88900000	CAP Move-Settlement	UZ	2000000135	9/21/2012	(941.72)
88900000	CAP Move-Settlement	UZ	2000000135	9/21/2012	(105.22)
88900000	CAP Move-Settlement	UZ	2000000135	9/21/2012	(117.57)
88900000	CAP Move-Settlement	UZ	2000000127	9/21/2012	(869.89)
88900000	CAP Move-Settlement	UZ	2000000127	9/21/2012	(69.46)
88900000	CAP Move-Settlement	UZ	2000000127	9/21/2012	1.81
88900000	CAP Move-Settlement	UZ	2000000127	9/21/2012	(48.52)
88900000	CAP Move-Settlement	UZ	2000000127	9/21/2012	5.33
88900000	CAP Move-Settlement	UZ	2000000127	9/21/2012	(147.66)
88900000	CAP Move-Settlement	UZ	2000000127	9/21/2012	(33.02)
88900000	CAP Move-Settlement	UZ	2000000127	9/21/2012	(68.25)
88900000	CAP Move-Settlement	UZ	2000000128	9/21/2012	14.17
88900000	CAP Move-Settlement	UZ	2000000128	9/21/2012	72.52
88900000	CAP Move-Settlement	UZ	2000000135	9/21/2012	(108.52)
88900000	CAP Move-Settlement	UZ	2000000135	9/21/2012	(15.95)
88900000	CAP Move-Settlement	UZ	2000000135	9/21/2012	(14.27)
88900000	CAP Move-Settlement	UZ	2000000135	9/21/2012	(127.74)
88900000	CAP Move-Settlement	UZ	2000000127	9/21/2012	(764.82)
88900000	CAP Move-Settlement	UZ	2000000127	9/21/2012	(117.20)
88900000	CAP Move-Settlement	UZ	2000000127	9/21/2012	0.74
88900000	CAP Move-Settlement	UZ	2000000127	9/21/2012	116.87

Kentucky American Water Company  
Case No. 2012-00520  
Response to PSC DR1, Item 31

Account	Description	Doc Type	Document Number	Posting Date	Amount
88900000	CAP Move-Settlement	UZ	2000000127	9/21/2012	(39.54)
88900000	CAP Move-Settlement	UZ	2000000127	9/21/2012	6.05
88900000	CAP Move-Settlement	UZ	2000000127	9/21/2012	19.75
88900000	CAP Move-Settlement	UZ	2000000128	9/21/2012	(56.68)
88900000	CAP Move-Settlement	UZ	2000000128	9/21/2012	8.91
88900000	CAP Move-Settlement	UZ	2000000128	9/21/2012	(26.82)
88900000	CAP Move-Settlement	UZ	2000000132	9/21/2012	93.33
88900000	CAP Move-Settlement	UZ	2000000132	9/21/2012	(93.33)
88900000	CAP Move-Settlement	UZ	2000000135	9/21/2012	(103.80)
88900000	CAP Move-Settlement	UZ	2000000135	9/21/2012	(12.96)
88900000	CAP Move-Settlement	UZ	2000000135	9/21/2012	(88.19)
88900000	CAP Move-Settlement	UZ	2000000136	9/21/2012	(11.60)
88900000	CAP Move-Settlement	UZ	2000000127	9/21/2012	(2,975.00)
88900000	CAP Move-Settlement	UZ	2000000127	9/21/2012	(425.00)
88900000	CAP Move-Settlement	UZ	2000000127	9/21/2012	540.08
88900000	CAP Move-Settlement	UZ	2000000127	9/21/2012	52.94
88900000	CAP Move-Settlement	UZ	2000000127	9/21/2012	(52,939.00)
88900000	CAP Move-Settlement	UZ	2000000127	9/21/2012	(318.34)
88900000	CAP Move-Settlement	UZ	2000000127	9/21/2012	(131.91)
88900000	CAP Move-Settlement	UZ	2000000127	9/21/2012	(1,253.28)
88900000	CAP Move-Settlement	UZ	2000000127	9/21/2012	2,099.70
88900000	CAP Move-Settlement	UZ	2000000128	9/21/2012	178.03
88900000	CAP Move-Settlement	UZ	2000000128	9/21/2012	40.37
88900000	CAP Move-Settlement	UZ	2000000128	9/21/2012	(75.40)
88900000	CAP Move-Settlement	UZ	2000000128	9/21/2012	(4,477.14)
88900000	CAP Move-Settlement	UZ	2000000135	9/21/2012	(380.87)
88900000	CAP Move-Settlement	UZ	2000000135	9/21/2012	(47.55)
88900000	CAP Move-Settlement	UZ	2000000136	9/21/2012	(323.57)
88900000	CAP Move-Settlement	UZ	2000000136	9/21/2012	(42.56)
88900000	CAP Move-Settlement	UZ	2000000130	9/21/2012	6,536.00
88900000	CAP Move-Settlement	UZ	2000000127	9/21/2012	230.81
88900000	CAP Move-Settlement	UZ	2000000127	9/21/2012	18.22
88900000	CAP Move-Settlement	UZ	2000000127	9/21/2012	1,180.23
88900000	CAP Move-Settlement	UZ	2000000127	9/21/2012	89.64
88900000	CAP Move-Settlement	UZ	2000000128	9/21/2012	61.86
88900000	CAP Move-Settlement	UZ	2000000135	9/21/2012	160.63
88900000	CAP Move-Settlement	UZ	2000000136	9/21/2012	21.13
88900000	CAP Move-Settlement	UZ	2000000136	9/21/2012	189.07
88900000	CAP Move-Settlement	UZ	2000000136	9/21/2012	23.60
88900000	CAP Move-Settlement	UZ	2000000127	9/21/2012	392.74
88900000	CAP Move-Settlement	UZ	2000000127	9/21/2012	2,195.91
88900000	CAP Move-Settlement	UZ	2000000127	9/21/2012	(972.73)
88900000	CAP Move-Settlement	UZ	2000000127	9/21/2012	(30,063.00)
88900000	CAP Move-Settlement	UZ	2000000127	9/21/2012	3,135.00
88900000	CAP Move-Settlement	UZ	2000000127	9/21/2012	(6,158.02)
88900000	CAP Move-Settlement	UZ	2000000127	9/21/2012	(71.01)
88900000	CAP Move-Settlement	UZ	2000000127	9/21/2012	(412.91)
88900000	CAP Move-Settlement	UZ	2000000128	9/21/2012	(167.09)
88900000	CAP Move-Settlement	UZ	2000000128	9/21/2012	(140.08)
88900000	CAP Move-Settlement	UZ	2000000128	9/21/2012	54.52
88900000	CAP Move-Settlement	UZ	2000000128	9/21/2012	174.56
88900000	CAP Move-Settlement	UZ	2000000128	9/21/2012	8.51
88900000	CAP Move-Settlement	UZ	2000000135	9/21/2012	(70.92)

Kentucky American Water Company  
Case No. 2012-00520  
Response to PSC DR1, Item 31

Account	Description	Doc Type	Document Number	Posting Date	Amount
88900000	CAP Move-Settlement	UZ	2000000135	9/21/2012	(539.24)
88900000	CAP Move-Settlement	UZ	2000000136	9/21/2012	(634.73)
88900000	CAP Move-Settlement	UZ	2000000136	9/21/2012	(79.24)
88900000	CAP Move-Settlement	UZ	2000000127	9/21/2012	(2,230.00)
88900000	CAP Move-Settlement	UZ	2000000130	9/21/2012	868.00
88900000	CAP Move-Settlement	UZ	2000000127	9/21/2012	(105.00)
88900000	CAP Move-Settlement	UZ	2000000127	9/21/2012	(11,485.00)
88900000	CAP Move-Settlement	UZ	2000000127	9/21/2012	(148.04)
88900000	CAP Move-Settlement	UZ	2000000127	9/21/2012	695.42
88900000	CAP Move-Settlement	UZ	2000000127	9/21/2012	67.54
88900000	CAP Move-Settlement	UZ	2000000128	9/21/2012	59.90
88900000	CAP Move-Settlement	UZ	2000000128	9/21/2012	(188.72)
88900000	CAP Move-Settlement	UZ	2000000128	9/21/2012	(1,963.44)
88900000	CAP Move-Settlement	UZ	2000000135	9/21/2012	(203.14)
88900000	CAP Move-Settlement	UZ	2000000135	9/21/2012	(22.70)
88900000	CAP Move-Settlement	UZ	2000000135	9/21/2012	(25.36)
88900000	CAP Move-Settlement	UZ	2000000135	9/21/2012	(172.58)
88900000	CAP Move-Settlement	UZ	2000000127	9/21/2012	(945.00)
88900000	CAP Move-Settlement	UZ	2000000127	9/21/2012	62.34
88900000	CAP Move-Settlement	UZ	2000000127	9/21/2012	(309.54)
88900000	CAP Move-Settlement	UZ	2000000127	9/21/2012	(4,485.27)
88900000	CAP Move-Settlement	UZ	2000000127	9/21/2012	387.59
88900000	CAP Move-Settlement	UZ	2000000127	9/21/2012	(6,620.00)
88900000	CAP Move-Settlement	UZ	2000000127	9/21/2012	(67.85)
88900000	CAP Move-Settlement	UZ	2000000127	9/21/2012	(98.69)
88900000	CAP Move-Settlement	UZ	2000000127	9/21/2012	3,340.00
88900000	CAP Move-Settlement	UZ	2000000127	9/21/2012	(780.63)
88900000	CAP Move-Settlement	UZ	2000000128	9/21/2012	3.66
88900000	CAP Move-Settlement	UZ	2000000128	9/21/2012	8.89
88900000	CAP Move-Settlement	UZ	2000000128	9/21/2012	(76.07)
88900000	CAP Move-Settlement	UZ	2000000128	9/21/2012	28.76
88900000	CAP Move-Settlement	UZ	2000000135	9/21/2012	(73.35)
88900000	CAP Move-Settlement	UZ	2000000135	9/21/2012	(557.69)
88900000	CAP Move-Settlement	UZ	2000000136	9/21/2012	(656.45)
88900000	CAP Move-Settlement	UZ	2000000136	9/21/2012	(81.95)
88900000	CAP Move-Settlement	UZ	2000000128	9/21/2012	(250.00)
88900000	CAP Move-Settlement	UZ	2000000127	9/21/2012	37.14
88900000	CAP Move-Settlement	UZ	2000000127	9/21/2012	(50.26)
88900000	CAP Move-Settlement	UZ	2000000127	9/21/2012	80.34
88900000	CAP Move-Settlement	UZ	2000000127	9/21/2012	(35.51)
88900000	CAP Move-Settlement	UZ	2000000127	9/21/2012	1,107.69
88900000	CAP Move-Settlement	UZ	2000000127	9/21/2012	(226.95)
88900000	CAP Move-Settlement	UZ	2000000127	9/21/2012	(8.02)
88900000	CAP Move-Settlement	UZ	2000000128	9/21/2012	58.15
88900000	CAP Move-Settlement	UZ	2000000128	9/21/2012	(151.79)
88900000	CAP Move-Settlement	UZ	2000000128	9/21/2012	284.74
88900000	CAP Move-Settlement	UZ	2000000128	9/21/2012	(460.48)
88900000	CAP Move-Settlement	UZ	2000000130	9/21/2012	540.00
88900000	CAP Move-Settlement	UZ	2000000135	9/21/2012	15.77
88900000	CAP Move-Settlement	UZ	2000000136	9/21/2012	119.87
88900000	CAP Move-Settlement	UZ	2000000136	9/21/2012	141.09
88900000	CAP Move-Settlement	UZ	2000000136	9/21/2012	17.61
88900000	CAP Move-Settlement	UZ	2000000130	9/21/2012	30.00

Kentucky American Water Company  
Case No. 2012-00520  
Response to PSC DR1, Item 31

Account	Description	Doc Type	Document Number	Posting Date	Amount
88900000	CAP Move-Settlement	UZ	2000000127	9/21/2012	(82.79)
88900000	CAP Move-Settlement	UZ	2000000127	9/21/2012	203.36
88900000	CAP Move-Settlement	UZ	2000000127	9/21/2012	12.69
88900000	CAP Move-Settlement	UZ	2000000127	9/21/2012	(78.74)
88900000	CAP Move-Settlement	UZ	2000000127	9/21/2012	2,774.03
88900000	CAP Move-Settlement	UZ	2000000127	9/21/2012	692.22
88900000	CAP Move-Settlement	UZ	2000000127	9/21/2012	12.94
88900000	CAP Move-Settlement	UZ	2000000128	9/21/2012	(5,066.24)
88900000	CAP Move-Settlement	UZ	2000000128	9/21/2012	(163.17)
88900000	CAP Move-Settlement	UZ	2000000128	9/21/2012	(1,149.84)
88900000	CAP Move-Settlement	UZ	2000000128	9/21/2012	(300.79)
88900000	CAP Move-Settlement	UZ	2000000130	9/21/2012	4,056.00
88900000	CAP Move-Settlement	UZ	2000000135	9/21/2012	(45.84)
88900000	CAP Move-Settlement	UZ	2000000136	9/21/2012	(41.03)
88900000	CAP Move-Settlement	UZ	2000000136	9/21/2012	(311.97)
88900000	CAP Move-Settlement	UZ	2000000136	9/21/2012	(367.21)
88900000	CAP Move-Settlement	UZ	2000000130	9/21/2012	478.40
88900000	CAP Move-Settlement	UZ	2000000130	9/21/2012	14.35
88900000	CAP Move-Settlement	UZ	2000000127	9/21/2012	10.27
88900000	CAP Move-Settlement	UZ	2000000127	9/21/2012	(2,157.70)
88900000	CAP Move-Settlement	UZ	2000000127	9/21/2012	(747.85)
88900000	CAP Move-Settlement	UZ	2000000127	9/21/2012	15.23
88900000	CAP Move-Settlement	UZ	2000000127	9/21/2012	(2,012.43)
88900000	CAP Move-Settlement	UZ	2000000127	9/21/2012	208.05
88900000	CAP Move-Settlement	UZ	2000000127	9/21/2012	(24.58)
88900000	CAP Move-Settlement	UZ	2000000127	9/21/2012	(137.08)
88900000	CAP Move-Settlement	UZ	2000000128	9/21/2012	930.62
88900000	CAP Move-Settlement	UZ	2000000128	9/21/2012	67.96
88900000	CAP Move-Settlement	UZ	2000000128	9/21/2012	(8,199.72)
88900000	CAP Move-Settlement	UZ	2000000135	9/21/2012	(1,164.51)
88900000	CAP Move-Settlement	UZ	2000000136	9/21/2012	(145.38)
88900000	CAP Move-Settlement	UZ	2000000136	9/21/2012	(989.32)
88900000	CAP Move-Settlement	UZ	2000000136	9/21/2012	(130.12)
88900000	CAP Move-Settlement	UZ	2000000127	9/21/2012	8.43
88900000	CAP Move-Settlement	UZ	2000000127	9/21/2012	248.42
88900000	CAP Move-Settlement	UZ	2000000127	9/21/2012	13.04
88900000	CAP Move-Settlement	UZ	2000000127	9/21/2012	62.85
88900000	CAP Move-Settlement	UZ	2000000127	9/21/2012	18.04
88900000	CAP Move-Settlement	UZ	2000000135	9/21/2012	33.81
88900000	CAP Move-Settlement	UZ	2000000135	9/21/2012	4.97
88900000	CAP Move-Settlement	UZ	2000000135	9/21/2012	4.45
88900000	CAP Move-Settlement	UZ	2000000135	9/21/2012	39.80
88900000	CAP Move-Settlement	UZ	2000000127	9/21/2012	260.27
88900000	CAP Move-Settlement	UZ	2000000127	9/21/2012	(168.82)
88900000	CAP Move-Settlement	UZ	2000000127	9/21/2012	67.29
88900000	CAP Move-Settlement	UZ	2000000127	9/21/2012	(700.15)
88900000	CAP Move-Settlement	UZ	2000000127	9/21/2012	(42,728.97)
88900000	CAP Move-Settlement	UZ	2000000127	9/21/2012	23.25
88900000	CAP Move-Settlement	UZ	2000000127	9/21/2012	(2,309.19)
88900000	CAP Move-Settlement	UZ	2000000128	9/21/2012	930.93
88900000	CAP Move-Settlement	UZ	2000000128	9/21/2012	(57.66)
88900000	CAP Move-Settlement	UZ	2000000135	9/21/2012	(24.67)
88900000	CAP Move-Settlement	UZ	2000000136	9/21/2012	(187.58)

Kentucky American Water Company  
Case No. 2012-00520  
Response to PSC DR1, Item 31

Account	Description	Doc Type	Document Number	Posting Date	Amount
88900000	CAP Move-Settlement	UZ	2000000136	9/21/2012	(27.57)
88900000	CAP Move-Settlement	UZ	2000000136	9/21/2012	(220.80)
88900000	CAP Move-Settlement	UZ	2000000127	9/21/2012	13.68
88900000	CAP Move-Settlement	UZ	2000000127	9/21/2012	(223.97)
88900000	CAP Move-Settlement	UZ	2000000127	9/21/2012	(6,298.76)
88900000	CAP Move-Settlement	UZ	2000000127	9/21/2012	9.84
88900000	CAP Move-Settlement	UZ	2000000127	9/21/2012	(548.53)
88900000	CAP Move-Settlement	UZ	2000000127	9/21/2012	(1,078.24)
88900000	CAP Move-Settlement	UZ	2000000127	9/21/2012	44.58
88900000	CAP Move-Settlement	UZ	2000000127	9/21/2012	7.50
88900000	CAP Move-Settlement	UZ	2000000128	9/21/2012	(291.08)
88900000	CAP Move-Settlement	UZ	2000000128	9/21/2012	(373.32)
88900000	CAP Move-Settlement	UZ	2000000128	9/21/2012	187.50
88900000	CAP Move-Settlement	UZ	2000000128	9/21/2012	(1,080.80)
88900000	CAP Move-Settlement	UZ	2000000135	9/21/2012	(122.23)
88900000	CAP Move-Settlement	UZ	2000000136	9/21/2012	(831.74)
88900000	CAP Move-Settlement	UZ	2000000136	9/21/2012	(979.02)
88900000	CAP Move-Settlement	UZ	2000000136	9/21/2012	(109.39)
88900000	CAP Move-Settlement	UZ	2000000127	9/21/2012	(378.95)
88900000	CAP Move-Settlement	UZ	2000000128	9/21/2012	(4,926.37)
88900000	CAP Move-Settlement	UZ	2000000127	9/21/2012	(2,681.80)
88900000	CAP Move-Settlement	UZ	2000000127	9/21/2012	(54.20)
88900000	CAP Move-Settlement	UZ	2000000127	9/21/2012	17.80
88900000	CAP Move-Settlement	UZ	2000000127	9/21/2012	(62.39)
88900000	CAP Move-Settlement	UZ	2000000127	9/21/2012	(39,961.06)
88900000	CAP Move-Settlement	UZ	2000000127	9/21/2012	(108.25)
88900000	CAP Move-Settlement	UZ	2000000127	9/21/2012	23.36
88900000	CAP Move-Settlement	UZ	2000000127	9/21/2012	444.94
88900000	CAP Move-Settlement	UZ	2000000127	9/21/2012	34.66
88900000	CAP Move-Settlement	UZ	2000000128	9/21/2012	(213.41)
88900000	CAP Move-Settlement	UZ	2000000128	9/21/2012	75.97
88900000	CAP Move-Settlement	UZ	2000000128	9/21/2012	(1,454.65)
88900000	CAP Move-Settlement	UZ	2000000135	9/21/2012	(161.76)
88900000	CAP Move-Settlement	UZ	2000000135	9/21/2012	(18.07)
88900000	CAP Move-Settlement	UZ	2000000136	9/21/2012	(20.19)
88900000	CAP Move-Settlement	UZ	2000000136	9/21/2012	(137.42)
88900000	CAP Move-Settlement	UZ	2000000127	9/21/2012	156.25
88900000	CAP Move-Settlement	UZ	2000000127	9/21/2012	6.25
88900000	CAP Move-Settlement	UZ	2000000127	9/21/2012	11.40
88900000	CAP Move-Settlement	UZ	2000000127	9/21/2012	8.20
88900000	CAP Move-Settlement	UZ	2000000127	9/21/2012	(83,737.67)
88900000	CAP Move-Settlement	UZ	2000000128	9/21/2012	37.15
88900000	CAP Move-Settlement	UZ	2000000135	9/21/2012	2.80
88900000	CAP Move-Settlement	UZ	2000000136	9/21/2012	25.03
88900000	CAP Move-Settlement	UZ	2000000136	9/21/2012	21.27
88900000	CAP Move-Settlement	UZ	2000000136	9/21/2012	3.13
88900000	CAP Move-Settlement	UZ	2000000128	9/21/2012	(4,404.43)
88900000	CAP Move-Settlement	UZ	2000000127	9/21/2012	(3,975.00)
88900000	CAP Move-Settlement	UZ	2000000128	9/21/2012	(43,155.04)
88900000	CAP Move-Settlement	UZ	2000000128	9/21/2012	(52,125.00)
88900000	CAP Move-Settlement	UZ	2000000127	9/21/2012	(22,921.44)
88900000	CAP Move-Settlement	UZ	2000000127	9/21/2012	(14,735.10)
88900000	CAP Move-Settlement	UZ	2000000127	9/21/2012	(194.90)



Kentucky American Water Company  
Case No. 2012-00520  
Response to PSC DR1, Item 31

Account	Description	Doc Type	Document Number	Posting Date	Amount
88900000	CAP Move-Settlement	UZ	2000000127	9/21/2012	(532.20)
88900000	CAP Move-Settlement	UZ	2000000127	9/21/2012	(993.75)
88900000	CAP Move-Settlement	UZ	2000000127	9/21/2012	(64.06)
88900000	CAP Move-Settlement	UZ	2000000127	9/21/2012	(21.62)
88900000	CAP Move-Settlement	UZ	2000000128	9/21/2012	(1,659.67)
88900000	CAP Move-Settlement	UZ	2000000132	9/21/2012	(85.44)
88900000	CAP Move-Settlement	UZ	2000000135	9/21/2012	(265.88)
88900000	CAP Move-Settlement	UZ	2000000135	9/21/2012	(36.85)
88900000	CAP Move-Settlement	UZ	2000000135	9/21/2012	(225.88)
88900000	CAP Move-Settlement	UZ	2000000136	9/21/2012	(29.71)
88900000	CAP Move-Settlement	UZ	2000000136	9/21/2012	(33.19)
88900000	CAP Move-Settlement	UZ	2000000127	9/21/2012	(4.86)
88900000	CAP Move-Settlement	UZ	2000000127	9/21/2012	20.92
88900000	CAP Move-Settlement	UZ	2000000127	9/21/2012	90.50
88900000	CAP Move-Settlement	UZ	2000000127	9/21/2012	(81.31)
88900000	CAP Move-Settlement	UZ	2000000127	9/21/2012	(374.58)
88900000	CAP Move-Settlement	UZ	2000000128	9/21/2012	291.34
88900000	CAP Move-Settlement	UZ	2000000128	9/21/2012	3.78
88900000	CAP Move-Settlement	UZ	2000000128	9/21/2012	(27.43)
88900000	CAP Move-Settlement	UZ	2000000128	9/21/2012	7.35
88900000	CAP Move-Settlement	UZ	2000000128	9/21/2012	(9.45)
88900000	CAP Move-Settlement	UZ	2000000135	9/21/2012	(1.49)
88900000	CAP Move-Settlement	UZ	2000000135	9/21/2012	(1.66)
88900000	CAP Move-Settlement	UZ	2000000135	9/21/2012	(95.95)
88900000	CAP Move-Settlement	UZ	2000000135	9/21/2012	(13.34)
88900000	CAP Move-Settlement	UZ	2000000136	9/21/2012	(11.33)
88900000	CAP Move-Settlement	UZ	2000000127	9/21/2012	(124.86)
88900000	CAP Move-Settlement	UZ	2000000127	9/21/2012	12.94
88900000	CAP Move-Settlement	UZ	2000000127	9/21/2012	2.99
88900000	CAP Move-Settlement	UZ	2000000127	9/21/2012	(3.15)
88900000	CAP Move-Settlement	UZ	2000000127	9/21/2012	1.05
88900000	CAP Move-Settlement	UZ	2000000127	9/21/2012	0.54
88900000	CAP Move-Settlement	UZ	2000000127	9/21/2012	41.62
88900000	CAP Move-Settlement	UZ	2000000127	9/21/2012	(27.11)
88900000	CAP Move-Settlement	UZ	2000000128	9/21/2012	(1.62)
88900000	CAP Move-Settlement	UZ	2000000128	9/21/2012	(9.13)
88900000	CAP Move-Settlement	UZ	2000000135	9/21/2012	(140.96)
88900000	CAP Move-Settlement	UZ	2000000135	9/21/2012	(1.66)
88900000	CAP Move-Settlement	UZ	2000000135	9/21/2012	(11.33)
88900000	CAP Move-Settlement	UZ	2000000135	9/21/2012	(13.34)
88900000	CAP Move-Settlement	UZ	2000000136	9/21/2012	(1.49)
88900000	CAP Move-Settlement	UZ	2000000127	9/21/2012	967.20
88900000	CAP Move-Settlement	UZ	2000000127	9/21/2012	270.35
88900000	CAP Move-Settlement	UZ	2000000127	9/21/2012	(77.44)
88900000	CAP Move-Settlement	UZ	2000000127	9/21/2012	(937.06)
88900000	CAP Move-Settlement	UZ	2000000127	9/21/2012	(225.98)
88900000	CAP Move-Settlement	UZ	2000000128	9/21/2012	69.90
88900000	CAP Move-Settlement	UZ	2000000128	9/21/2012	(3,095.04)
88900000	CAP Move-Settlement	UZ	2000000128	9/21/2012	24.20
88900000	CAP Move-Settlement	UZ	2000000135	9/21/2012	(289.60)
88900000	CAP Move-Settlement	UZ	2000000135	9/21/2012	(340.88)
88900000	CAP Move-Settlement	UZ	2000000135	9/21/2012	(38.09)
88900000	CAP Move-Settlement	UZ	2000000136	9/21/2012	(42.56)

Kentucky American Water Company  
Case No. 2012-00520  
Response to PSC DR1, Item 31

Account	Description	Doc Type	Document Number	Posting Date	Amount
88900000	CAP Move-Settlement	UZ	2000000127	9/21/2012	(477.00)
88900000	CAP Move-Settlement	UZ	2000000127	9/21/2012	(477.00)
52510000	Bank Svc Charges	KR	5000001619	9/22/2012	8,390.11
52510000	Bank Svc Charges	KR	5000001620	9/22/2012	8,047.21
53150000	Contr Svc-Other	RE	5000001614	9/22/2012	169.42
53150000	Contr Svc-Other	UZ	2000000138	9/22/2012	(169.42)
88107000	CAP Move-CWIP	UZ	2000000137	9/22/2012	169.42
88900000	CAP Move-Settlement	UZ	2000000137	9/22/2012	(169.42)
52524000	Co Dues/Mmbrshp Ded	SA	100001050	9/23/2012	439.83
40111000	Res Sales Billed	ZA	9400000590	9/24/2012	(506.34)
40111000	Res Sales Billed	ZA	9400000590	9/24/2012	(382.47)
40111000	Res Sales Billed	ZA	9400000590	9/24/2012	(391,545.37)
40121000	Com Sales Billed	ZA	9400000590	9/24/2012	(241,405.96)
40131000	Ind Sales Billed	ZA	9400000590	9/24/2012	(7,914.18)
40145000	Priv Fire Billed	ZA	9400000590	9/24/2012	(10,371.75)
40151000	Publ Auth Billed	ZA	9400000590	9/24/2012	(8,327.75)
40310400	OthRev-NSF Ck Chrg	ZA	9400000590	9/24/2012	(108.00)
40310500	OthRev-Appl/InitFee	ZA	9400000590	9/24/2012	(52.00)
40310500	OthRev-Appl/InitFee	ZA	9400000590	9/24/2012	(7,176.00)
40310700	OthRev-Reconnct Fee	ZA	9400000590	9/24/2012	(3,484.00)
50100000	Labor Expense	SA	100001082	9/24/2012	2,214.72
50100000	Labor Expense	SA	100001082	9/24/2012	1,238.05
50100000	Labor Expense	PA	7000000078	9/24/2012	2,555.25
50422000	DCP Expense	SA	100001082	9/24/2012	92.05
50550000	Group Insur Expense	SA	100001082	9/24/2012	534.59
52000000	M&S Expense (O&M)	KR	5000001628	9/24/2012	271.65
52000000	M&S Expense (O&M)	KR	5000001628	9/24/2012	38.86
52000000	M&S Expense (O&M)	WA	5000001633	9/24/2012	(674.87)
52000000	M&S Expense (O&M)	WA	5000001633	9/24/2012	(122.45)
52000000	M&S Expense (O&M)	WA	5000001633	9/24/2012	(805.01)
52000000	M&S Expense (O&M)	WA	5000001633	9/24/2012	(2,080.99)
52000000	M&S Expense (O&M)	WA	5000001633	9/24/2012	(551.20)
52000000	M&S Expense (O&M)	WA	5000001633	9/24/2012	(1,203.92)
52000000	M&S Expense (O&M)	KR	5000001635	9/24/2012	547.94
52000000	M&S Expense (O&M)	KR	5000001635	9/24/2012	508.79
52000000	M&S Expense (O&M)	UZ	2000000144	9/24/2012	(1,056.73)
52000000	M&S Expense (O&M)	UZ	2000000141	9/24/2012	5,438.44
52000000	M&S Expense (O&M)	UZ	2000000141	9/24/2012	10,600.00
52000000	M&S Expense (O&M)	UZ	2000000141	9/24/2012	81,662.40
52000000	M&S Expense (O&M)	UZ	2000000141	9/24/2012	20,000.00
52000000	M&S Expense (O&M)	UZ	2000000141	9/24/2012	20,000.00
52000000	M&S Expense (O&M)	UZ	2000000141	9/24/2012	30,000.00
52500000	Misc Expense (O&M)	WE	5000001632	9/24/2012	710.54
52554500	Lab Supplies	WE	5000001634	9/24/2012	6,438.02
52554500	Lab Supplies	UZ	2000000141	9/24/2012	(6,438.02)
52571100	Add'l Security Costs	KR	5000001624	9/24/2012	1,266.81
52571100	Add'l Security Costs	KR	5000001627	9/24/2012	885.99
52571100	Add'l Security Costs	KR	5000001627	9/24/2012	132.50
52578000	Trash Removal	KR	5000001622	9/24/2012	67.95
52578000	Trash Removal	KR	5000001623	9/24/2012	102.32
53150000	Contr Svc-Other	KR	5000001629	9/24/2012	3,773.10
53150000	Contr Svc-Other	UZ	2000000139	9/24/2012	(3,773.10)
53150000	Contr Svc-Other	UZ	2000000141	9/24/2012	338,619.83

Kentucky American Water Company  
Case No. 2012-00520  
Response to PSC DR1, Item 31

Account	Description	Doc Type	Document Number	Posting Date	Amount
53150000	Contr Svc-Other	UZ	2000000141	9/24/2012	45,000.00
53150000	Contr Svc-Other	UZ	2000000141	9/24/2012	8,274.55
53150000	Contr Svc-Other	UZ	2000000141	9/24/2012	10,173.85
53150000	Contr Svc-Other	UZ	2000000141	9/24/2012	10,205.80
53150000	Contr Svc-Other	UZ	2000000141	9/24/2012	6,987.40
53150000	Contr Svc-Other	UZ	2000000141	9/24/2012	8,596.46
53150000	Contr Svc-Other	UZ	2000000141	9/24/2012	10,205.80
53150000	Contr Svc-Other	UZ	2000000141	9/24/2012	8,596.46
53150000	Contr Svc-Other	UZ	2000000141	9/24/2012	2,813.76
53150000	Contr Svc-Other	UZ	2000000141	9/24/2012	633.76
53150000	Contr Svc-Other	UZ	2000000141	9/24/2012	52,000.00
53150000	Contr Svc-Other	UZ	2000000141	9/24/2012	15,500.00
53150000	Contr Svc-Other	UZ	2000000141	9/24/2012	40,000.00
53150000	Contr Svc-Other	UZ	2000000141	9/24/2012	1,135.16
53150000	Contr Svc-Other	UZ	2000000141	9/24/2012	18,404.00
53150000	Contr Svc-Other	UZ	2000000141	9/24/2012	85,633.76
53150000	Contr Svc-Other	UZ	2000000141	9/24/2012	5,000.00
53150000	Contr Svc-Other	UZ	2000000141	9/24/2012	50,000.00
53150000	Contr Svc-Other	UZ	2000000141	9/24/2012	62,000.00
53150000	Contr Svc-Other	UZ	2000000141	9/24/2012	20,000.00
53150000	Contr Svc-Other	UZ	2000000141	9/24/2012	100,000.00
53150000	Contr Svc-Other	UZ	2000000141	9/24/2012	9,500.07
53150000	Contr Svc-Other	UZ	2000000141	9/24/2012	9,483.30
53150000	Contr Svc-Other	UZ	2000000141	9/24/2012	9,500.07
55000000	Transportation (O&M)	KR	5000001625	9/24/2012	403.47
55000000	Transportation (O&M)	KR	5000001625	9/24/2012	106.34
55000000	Transportation (O&M)	KR	5000001625	9/24/2012	44.52
55000000	Transportation (O&M)	KR	5000001625	9/24/2012	42.40
55000000	Transportation (O&M)	KR	5000001625	9/24/2012	17.02
55000000	Transportation (O&M)	KR	5000001625	9/24/2012	16.15
55000000	Transportation (O&M)	KR	5000001625	9/24/2012	12.68
55000000	Transportation (O&M)	KR	5000001625	9/24/2012	9.51
55000000	Transportation (O&M)	KR	5000001625	9/24/2012	6.35
55000000	Transportation (O&M)	KR	5000001625	9/24/2012	4.22
55000000	Transportation (O&M)	KR	5000001625	9/24/2012	3.70
55000000	Transportation (O&M)	KR	5000001625	9/24/2012	3.18
55000000	Transportation (O&M)	KR	5000001626	9/24/2012	75.16
55000000	Transportation (O&M)	KR	5000001626	9/24/2012	68.80
55000000	Transportation (O&M)	KR	5000001626	9/24/2012	49.71
55000000	Transportation (O&M)	KR	5000001626	9/24/2012	43.88
57010000	Uncoll Accts Exp	ZA	9400000590	9/24/2012	(61.57)
68533000	FICA	SA	100001082	9/24/2012	161.13
68533000	FICA	PA	7000000078	9/24/2012	(0.01)
72802100	CIAC Rcpt Non-SrvClr	DR	4000001506	9/24/2012	(817.00)
72802100	CIAC Rcpt Non-SrvClr	DR	4000001526	9/24/2012	(817.00)
72802100	CIAC Rcpt Non-SrvClr	DR	4000001532	9/24/2012	(817.00)
72802100	CIAC Rcpt Non-SrvClr	DR	4000001537	9/24/2012	(817.00)
72802100	CIAC Rcpt Non-SrvClr	DR	4000001542	9/24/2012	(9,804.00)
72802100	CIAC Rcpt Non-SrvClr	DR	4000001547	9/24/2012	(817.00)
72802100	CIAC Rcpt Non-SrvClr	DR	4000001553	9/24/2012	(817.00)
88107000	CAP Move-CWIP	UZ	2000000140	9/24/2012	3,773.10
88107000	CAP Move-CWIP	UZ	2000000143	9/24/2012	1,046.16
88107000	CAP Move-CWIP	UZ	2000000142	9/24/2012	(5,438.44)

## Kentucky American Water Company

Case No. 2012-00520

Response to PSC DR1, Item 31

Account	Description	Doc Type	Document Number	Posting Date	Amount
88107000	CAP Move-CWIP	UZ	2000000142	9/24/2012	(338,619.83)
88107000	CAP Move-CWIP	UZ	2000000142	9/24/2012	(45,000.00)
88107000	CAP Move-CWIP	UZ	2000000142	9/24/2012	(8,274.55)
88107000	CAP Move-CWIP	UZ	2000000142	9/24/2012	(10,072.11)
88107000	CAP Move-CWIP	UZ	2000000142	9/24/2012	(510.29)
88107000	CAP Move-CWIP	UZ	2000000142	9/24/2012	(6,917.53)
88107000	CAP Move-CWIP	UZ	2000000142	9/24/2012	(8,510.50)
88107000	CAP Move-CWIP	UZ	2000000142	9/24/2012	(10,103.74)
88107000	CAP Move-CWIP	UZ	2000000142	9/24/2012	(8,510.50)
88107000	CAP Move-CWIP	UZ	2000000142	9/24/2012	(2,813.76)
88107000	CAP Move-CWIP	UZ	2000000142	9/24/2012	(437.29)
88107000	CAP Move-CWIP	UZ	2000000142	9/24/2012	(52,000.00)
88107000	CAP Move-CWIP	UZ	2000000142	9/24/2012	(15,500.00)
88107000	CAP Move-CWIP	UZ	2000000142	9/24/2012	(40,000.00)
88107000	CAP Move-CWIP	UZ	2000000142	9/24/2012	(783.26)
88107000	CAP Move-CWIP	UZ	2000000142	9/24/2012	(18,404.00)
88107000	CAP Move-CWIP	UZ	2000000142	9/24/2012	(10,600.00)
88107000	CAP Move-CWIP	UZ	2000000142	9/24/2012	(74,501.37)
88107000	CAP Move-CWIP	UZ	2000000142	9/24/2012	(4,350.00)
88107000	CAP Move-CWIP	UZ	2000000142	9/24/2012	(43,500.00)
88107000	CAP Move-CWIP	UZ	2000000142	9/24/2012	(53,940.00)
88107000	CAP Move-CWIP	UZ	2000000142	9/24/2012	(71,046.29)
88107000	CAP Move-CWIP	UZ	2000000142	9/24/2012	(20,000.00)
88107000	CAP Move-CWIP	UZ	2000000142	9/24/2012	(20,000.00)
88107000	CAP Move-CWIP	UZ	2000000142	9/24/2012	(30,000.00)
88107000	CAP Move-CWIP	UZ	2000000142	9/24/2012	(20,000.00)
88107000	CAP Move-CWIP	UZ	2000000142	9/24/2012	6,438.02
88107000	CAP Move-CWIP	UZ	2000000142	9/24/2012	(100,000.00)
88107000	CAP Move-CWIP	UZ	2000000142	9/24/2012	(9,405.07)
88107000	CAP Move-CWIP	UZ	2000000142	9/24/2012	(9,388.47)
88107000	CAP Move-CWIP	UZ	2000000142	9/24/2012	(9,500.07)
88257100	CAP Move-RWIP	UZ	2000000143	9/24/2012	10.57
88257100	CAP Move-RWIP	UZ	2000000142	9/24/2012	(101.74)
88257100	CAP Move-RWIP	UZ	2000000142	9/24/2012	(9,695.51)
88257100	CAP Move-RWIP	UZ	2000000142	9/24/2012	(69.87)
88257100	CAP Move-RWIP	UZ	2000000142	9/24/2012	(85.96)
88257100	CAP Move-RWIP	UZ	2000000142	9/24/2012	(102.06)
88257100	CAP Move-RWIP	UZ	2000000142	9/24/2012	(85.96)
88257100	CAP Move-RWIP	UZ	2000000142	9/24/2012	(196.47)
88257100	CAP Move-RWIP	UZ	2000000142	9/24/2012	(351.90)
88257100	CAP Move-RWIP	UZ	2000000142	9/24/2012	(11,132.39)
88257100	CAP Move-RWIP	UZ	2000000142	9/24/2012	(650.00)
88257100	CAP Move-RWIP	UZ	2000000142	9/24/2012	(6,500.00)
88257100	CAP Move-RWIP	UZ	2000000142	9/24/2012	(8,060.00)
88257100	CAP Move-RWIP	UZ	2000000142	9/24/2012	(10,616.11)
88257100	CAP Move-RWIP	UZ	2000000142	9/24/2012	(95.00)
88257100	CAP Move-RWIP	UZ	2000000142	9/24/2012	(94.83)
88900000	CAP Move-Settlement	UZ	2000000140	9/24/2012	(3,773.10)
88900000	CAP Move-Settlement	UZ	2000000143	9/24/2012	(1,056.73)
88900000	CAP Move-Settlement	UZ	2000000142	9/24/2012	5,438.44
88900000	CAP Move-Settlement	UZ	2000000142	9/24/2012	338,619.83
88900000	CAP Move-Settlement	UZ	2000000142	9/24/2012	45,000.00
88900000	CAP Move-Settlement	UZ	2000000142	9/24/2012	8,274.55

Kentucky American Water Company  
Case No. 2012-00520  
Response to PSC DR1, Item 31

Account	Description	Doc Type	Document Number	Posting Date	Amount
88900000	CAP Move-Settlement	UZ	2000000142	9/24/2012	10,173.85
88900000	CAP Move-Settlement	UZ	2000000142	9/24/2012	10,205.80
88900000	CAP Move-Settlement	UZ	2000000142	9/24/2012	6,987.40
88900000	CAP Move-Settlement	UZ	2000000142	9/24/2012	8,596.46
88900000	CAP Move-Settlement	UZ	2000000142	9/24/2012	10,205.80
88900000	CAP Move-Settlement	UZ	2000000142	9/24/2012	8,596.46
88900000	CAP Move-Settlement	UZ	2000000142	9/24/2012	2,813.76
88900000	CAP Move-Settlement	UZ	2000000142	9/24/2012	633.76
88900000	CAP Move-Settlement	UZ	2000000142	9/24/2012	52,000.00
88900000	CAP Move-Settlement	UZ	2000000142	9/24/2012	15,500.00
88900000	CAP Move-Settlement	UZ	2000000142	9/24/2012	40,000.00
88900000	CAP Move-Settlement	UZ	2000000142	9/24/2012	1,135.16
88900000	CAP Move-Settlement	UZ	2000000142	9/24/2012	10,600.00
88900000	CAP Move-Settlement	UZ	2000000142	9/24/2012	18,404.00
88900000	CAP Move-Settlement	UZ	2000000142	9/24/2012	85,633.76
88900000	CAP Move-Settlement	UZ	2000000142	9/24/2012	5,000.00
88900000	CAP Move-Settlement	UZ	2000000142	9/24/2012	50,000.00
88900000	CAP Move-Settlement	UZ	2000000142	9/24/2012	62,000.00
88900000	CAP Move-Settlement	UZ	2000000142	9/24/2012	81,662.40
88900000	CAP Move-Settlement	UZ	2000000142	9/24/2012	20,000.00
88900000	CAP Move-Settlement	UZ	2000000142	9/24/2012	20,000.00
88900000	CAP Move-Settlement	UZ	2000000142	9/24/2012	30,000.00
88900000	CAP Move-Settlement	UZ	2000000142	9/24/2012	20,000.00
88900000	CAP Move-Settlement	UZ	2000000142	9/24/2012	(6,438.02)
88900000	CAP Move-Settlement	UZ	2000000142	9/24/2012	100,000.00
88900000	CAP Move-Settlement	UZ	2000000142	9/24/2012	9,500.07
88900000	CAP Move-Settlement	UZ	2000000142	9/24/2012	9,483.30
88900000	CAP Move-Settlement	UZ	2000000142	9/24/2012	9,500.07
40111000	Res Sales Billed	ZA	9400000591	9/25/2012	77.52
40111000	Res Sales Billed	ZA	9400000591	9/25/2012	63.80
40111000	Res Sales Billed	ZA	9400000591	9/25/2012	(134,850.90)
40121000	Com Sales Billed	ZA	9400000591	9/25/2012	(82,914.14)
40131000	Ind Sales Billed	ZA	9400000591	9/25/2012	(3,588.45)
40145000	Priv Fire Billed	ZA	9400000591	9/25/2012	(4,640.58)
40151000	Publ Auth Billed	ZA	9400000591	9/25/2012	(17,584.48)
40310400	OthRev-NSF Ck Chrg	ZA	9400000591	9/25/2012	(168.00)
40310500	OthRev-Appl/InitFee	ZA	9400000591	9/25/2012	(26.00)
40310500	OthRev-Appl/InitFee	ZA	9400000591	9/25/2012	(2,314.00)
40310700	OthRev-Reconnct Fee	ZA	9400000591	9/25/2012	(1,092.00)
52000000	M&S Expense (O&M)	WE	5000001643	9/25/2012	1,720.45
52000000	M&S Expense (O&M)	KR	5000001651	9/25/2012	1,264.80
52000000	M&S Expense (O&M)	KR	5000001652	9/25/2012	443.93
52000000	M&S Expense (O&M)	KR	5000001654	9/25/2012	918.23
52500000	Misc Expense (O&M)	WE	5000001642	9/25/2012	60.42
52500000	Misc Expense (O&M)	WE	5000001642	9/25/2012	91.10
52500000	Misc Expense (O&M)	KR	5000001655	9/25/2012	188.87
52500000	Misc Expense (O&M)	KR	5000001656	9/25/2012	181.10
52500000	Misc Expense (O&M)	KR	5000001656	9/25/2012	38.86
52532000	Electricity	ZN	5000001658	9/25/2012	34.44
52532000	Electricity	ZN	5000001658	9/25/2012	35.70
52532000	Electricity	ZN	5000001658	9/25/2012	21.47
52562500	Overnight Shippng	KR	5000001653	9/25/2012	50.69
52566000	Postage	KG	5000001637	9/25/2012	(1,621.05)

## Kentucky American Water Company

Case No. 2012-00520

Response to PSC DR1, Item 31

Account	Description	Doc Type	Document Number	Posting Date	Amount
52574000	Telephone	WE	5000001661	9/25/2012	27,788.40
52574000	Telephone	WE	5000001661	9/25/2012	537.84
52574000	Telephone	WE	5000001661	9/25/2012	2,157.30
52574000	Telephone	WE	5000001661	9/25/2012	110.16
52574000	Telephone	WE	5000001661	9/25/2012	7,533.00
52574000	Telephone	WE	5000001661	9/25/2012	388.80
52574000	Telephone	UZ	2000000156	9/25/2012	(1,036.80)
52574000	Telephone	UZ	2000000156	9/25/2012	(37,478.70)
53150000	Contr Svc-Other	WE	5000001644	9/25/2012	2,438.00
53150000	Contr Svc-Other	WE	5000001648	9/25/2012	4,150.00
53150000	Contr Svc-Other	KR	5000001650	9/25/2012	312.90
53150000	Contr Svc-Other	RE	5000001667	9/25/2012	(26,401.40)
53150000	Contr Svc-Other	RE	5000001667	9/25/2012	(117,961.85)
53150000	Contr Svc-Other	UZ	2000000156	9/25/2012	26,401.40
53150000	Contr Svc-Other	UZ	2000000156	9/25/2012	117,961.85
53150000	Contr Svc-Other	UZ	2000000145	9/25/2012	(2,438.00)
53150000	Contr Svc-Other	UZ	2000000145	9/25/2012	(4,150.00)
53155000	Contr Svc-Legal	SN	100001134	9/25/2012	(1,634.34)
53155000	Contr Svc-Legal	KR	5000001664	9/25/2012	6,788.77
53155000	Contr Svc-Legal	KR	5000001665	9/25/2012	28,873.30
53155000	Contr Svc-Legal	KR	5000001666	9/25/2012	6,221.65
53155000	Contr Svc-Legal	UZ	2000000156	9/25/2012	(28,873.30)
54140000	Rents-Equip	KR	5000001638	9/25/2012	210.28
57010000	Uncoll Accts Exp	ZA	9400000591	9/25/2012	(55.89)
62520800	Misc Maint Permits	ZF	5000001657	9/25/2012	4,000.00
62520800	Misc Maint Permits	UZ	2000000156	9/25/2012	(4,000.00)
72802000	CIAC Rcpt Svcs Clrg	DR	4000001520	9/25/2012	(1,569.00)
72802100	CIAC Rcpt Non-SrvClr	DR	4000001513	9/25/2012	(1,634.00)
72802100	CIAC Rcpt Non-SrvClr	DR	4000001513	9/25/2012	(7,353.00)
88101000	CAP Move-UP	UP	2000000154	9/25/2012	7,565.58
88101000	CAP Move-UP	UP	2000000154	9/25/2012	56,741.79
88101000	CAP Move-UP	UP	2000000154	9/25/2012	11,348.36
88101000	CAP Move-UP	UP	2000000154	9/25/2012	42,154.93
88101000	CAP Move-UP	UP	2000000154	9/25/2012	252,929.80
88101000	CAP Move-UP	UP	2000000154	9/25/2012	6,022.16
88101000	CAP Move-UP	UP	2000000154	9/25/2012	3,011.08
88101000	CAP Move-UP	UP	2000000154	9/25/2012	122.38
88101000	CAP Move-UP	UP	2000000154	9/25/2012	7,909.48
88101000	CAP Move-UP	UP	2000000154	9/25/2012	3,644.51
88101000	CAP Move-UP	UP	2000000154	9/25/2012	15,294.15
88101000	CAP Move-UP	UP	2000000154	9/25/2012	48,601.98
88101000	CAP Move-UP	UP	2000000154	9/25/2012	382,530.20
88101000	CAP Move-UP	UP	2000000154	9/25/2012	145,551.15
88101000	CAP Move-UP	UP	2000000154	9/25/2012	10,078.22
88101000	CAP Move-UP	UP	2000000154	9/25/2012	35,411.35
88101000	CAP Move-UP	UP	2000000154	9/25/2012	40,634.09
88101000	CAP Move-UP	UP	2000000154	9/25/2012	145,023.76
88101000	CAP Move-UP	UP	2000000154	9/25/2012	6,722.43
88101000	CAP Move-UP	UP	2000000154	9/25/2012	35,417.67
88101000	CAP Move-UP	UP	2000000154	9/25/2012	20,296.24
88101000	CAP Move-UP	UP	2000000154	9/25/2012	1,653.43
88101000	CAP Move-UP	UP	2000000154	9/25/2012	4,422.11
88101000	CAP Move-UP	UP	2000000154	9/25/2012	1,240.18

## Kentucky American Water Company

Case No. 2012-00520

Response to PSC DR1, Item 31

Account	Description	Doc Type	Document Number	Posting Date	Amount
88101000	CAP Move-UP	UP	2000000154	9/25/2012	7,875.98
88101000	CAP Move-UP	UP	2000000154	9/25/2012	6,686.45
88101000	CAP Move-UP	UP	2000000154	9/25/2012	21,441.64
88101000	CAP Move-UP	UP	2000000154	9/25/2012	13,227.67
88101000	CAP Move-UP	UP	2000000154	9/25/2012	42,756.26
88101000	CAP Move-UP	UP	2000000154	9/25/2012	6,858.52
88101000	CAP Move-UP	UP	2000000154	9/25/2012	358.49
88101000	CAP Move-UP	UP	2000000154	9/25/2012	564.15
88101000	CAP Move-UP	UP	2000000154	9/25/2012	11,307.81
88106000	CAP Move-CCNC	UN	2000000147	9/25/2012	4,462.65
88106000	CAP Move-CCNC	UN	2000000147	9/25/2012	1,373.13
88106000	CAP Move-CCNC	UN	2000000147	9/25/2012	1,029.84
88106000	CAP Move-CCNC	UN	2000000147	9/25/2012	(424.85)
88106000	CAP Move-CCNC	UN	2000000147	9/25/2012	(955.95)
88106000	CAP Move-CCNC	UN	2000000147	9/25/2012	(743.51)
88106000	CAP Move-CCNC	UN	2000000147	9/25/2012	754.62
88106000	CAP Move-CCNC	UN	2000000147	9/25/2012	1,886.55
88106000	CAP Move-CCNC	UN	2000000147	9/25/2012	1,131.93
88106000	CAP Move-CCNC	UN	2000000147	9/25/2012	6,349.20
88106000	CAP Move-CCNC	UP	2000000154	9/25/2012	(11,025.47)
88106000	CAP Move-CCNC	UP	2000000154	9/25/2012	443.65
88106000	CAP Move-CCNC	UP	2000000154	9/25/2012	295.77
88106000	CAP Move-CCNC	UP	2000000154	9/25/2012	2,218.26
88106000	CAP Move-CCNC	UP	2000000154	9/25/2012	(60,107.44)
88106000	CAP Move-CCNC	UP	2000000154	9/25/2012	(7,480.50)
88106000	CAP Move-CCNC	UN	2000000147	9/25/2012	3.73
88106000	CAP Move-CCNC	UN	2000000147	9/25/2012	4,766.27
88106000	CAP Move-CCNC	UP	2000000154	9/25/2012	(273,474.90)
88106000	CAP Move-CCNC	UP	2000000154	9/25/2012	(2,716.89)
88106000	CAP Move-CCNC	UP	2000000154	9/25/2012	(1,358.49)
88106000	CAP Move-CCNC	UP	2000000154	9/25/2012	(26,567.69)
88106000	CAP Move-CCNC	UN	2000000147	9/25/2012	21.71
88106000	CAP Move-CCNC	UN	2000000147	9/25/2012	5.43
88106000	CAP Move-CCNC	UN	2000000147	9/25/2012	81.40
88106000	CAP Move-CCNC	UN	2000000147	9/25/2012	683.82
88106000	CAP Move-CCNC	UN	2000000147	9/25/2012	67,698.49
88106000	CAP Move-CCNC	UP	2000000154	9/25/2012	(33.77)
88106000	CAP Move-CCNC	UP	2000000154	9/25/2012	(33.79)
88106000	CAP Move-CCNC	UP	2000000154	9/25/2012	(33.79)
88106000	CAP Move-CCNC	UP	2000000154	9/25/2012	(575.44)
88106000	CAP Move-CCNC	UP	2000000154	9/25/2012	(8,423.64)
88106000	CAP Move-CCNC	UP	2000000154	9/25/2012	(1,378.36)
88106000	CAP Move-CCNC	UP	2000000154	9/25/2012	(1,378.39)
88106000	CAP Move-CCNC	UP	2000000154	9/25/2012	(10,879.15)
88106000	CAP Move-CCNC	UP	2000000154	9/25/2012	(1,440.00)
88106000	CAP Move-CCNC	UP	2000000154	9/25/2012	(224,004.13)
88106000	CAP Move-CCNC	UP	2000000154	9/25/2012	(140,480.58)
88106000	CAP Move-CCNC	UP	2000000154	9/25/2012	(17,500.21)
88106000	CAP Move-CCNC	UP	2000000154	9/25/2012	(8,067.51)
88106000	CAP Move-CCNC	UP	2000000154	9/25/2012	(16,135.02)
88106000	CAP Move-CCNC	UP	2000000154	9/25/2012	(8,067.51)
88106000	CAP Move-CCNC	UP	2000000154	9/25/2012	(89,990.96)
88106000	CAP Move-CCNC	UP	2000000154	9/25/2012	(1,411.43)

## Kentucky American Water Company

Case No. 2012-00520

Response to PSC DR1, Item 31

Account	Description	Doc Type	Document Number	Posting Date	Amount
88106000	CAP Move-CCNC	UP	2000000154	9/25/2012	(7,230.63)
88106000	CAP Move-CCNC	UP	2000000154	9/25/2012	(174,314.26)
88106000	CAP Move-CCNC	UP	2000000154	9/25/2012	(13,264.97)
88106000	CAP Move-CCNC	UP	2000000154	9/25/2012	(21,616.44)
88106000	CAP Move-CCNC	UP	2000000154	9/25/2012	(265.95)
88106000	CAP Move-CCNC	UP	2000000154	9/25/2012	(265.93)
88106000	CAP Move-CCNC	UP	2000000154	9/25/2012	(4,979.60)
88106000	CAP Move-CCNC	UP	2000000154	9/25/2012	(265.95)
88106000	CAP Move-CCNC	UP	2000000154	9/25/2012	(110,490.94)
88106000	CAP Move-CCNC	UP	2000000154	9/25/2012	(3,188.95)
88106000	CAP Move-CCNC	UP	2000000154	9/25/2012	(3,188.95)
88106000	CAP Move-CCNC	UP	2000000154	9/25/2012	(6,377.86)
88106000	CAP Move-CCNC	UP	2000000154	9/25/2012	78,724.85
88106000	CAP Move-CCNC	UP	2000000154	9/25/2012	(693.56)
88106000	CAP Move-CCNC	UP	2000000154	9/25/2012	1,338.46
88106000	CAP Move-CCNC	UP	2000000154	9/25/2012	(693.61)
88106000	CAP Move-CCNC	UP	2000000154	9/25/2012	(1,387.22)
88106000	CAP Move-CCNC	UN	2000000147	9/25/2012	45,143.67
88106000	CAP Move-CCNC	UP	2000000154	9/25/2012	(4,422.11)
88106000	CAP Move-CCNC	UN	2000000147	9/25/2012	(15,595.57)
88106000	CAP Move-CCNC	UN	2000000147	9/25/2012	(16,025.00)
88106000	CAP Move-CCNC	UN	2000000147	9/25/2012	(30,000.00)
88106000	CAP Move-CCNC	UN	2000000147	9/25/2012	901.00
88106000	CAP Move-CCNC	UP	2000000154	9/25/2012	(1,240.18)
88106000	CAP Move-CCNC	UP	2000000154	9/25/2012	(7,875.98)
88106000	CAP Move-CCNC	UP	2000000154	9/25/2012	(6,686.45)
88106000	CAP Move-CCNC	UP	2000000154	9/25/2012	(21,441.64)
88106000	CAP Move-CCNC	UP	2000000154	9/25/2012	(13,227.67)
88106000	CAP Move-CCNC	UP	2000000154	9/25/2012	(42,756.26)
88106000	CAP Move-CCNC	UP	2000000154	9/25/2012	(26,858.52)
88106000	CAP Move-CCNC	UP	2000000154	9/25/2012	(352.57)
88106000	CAP Move-CCNC	UP	2000000154	9/25/2012	(304.04)
88106000	CAP Move-CCNC	UP	2000000154	9/25/2012	(11,307.81)
88106000	CAP Move-CCNC	UN	2000000147	9/25/2012	3,715.00
88107000	CAP Move-CWIP	UN	2000000147	9/25/2012	(6,865.62)
88107000	CAP Move-CWIP	UN	2000000147	9/25/2012	2,124.31
88107000	CAP Move-CWIP	UN	2000000147	9/25/2012	(3,773.10)
88107000	CAP Move-CWIP	UN	2000000147	9/25/2012	(6,349.20)
88107000	CAP Move-CWIP	UP	2000000154	9/25/2012	(78,613.41)
88107000	CAP Move-CWIP	UP	2000000154	9/25/2012	78,613.41
88107000	CAP Move-CWIP	UN	2000000147	9/25/2012	(4,770.00)
88107000	CAP Move-CWIP	UZ	2000000157	9/25/2012	(26,401.40)
88107000	CAP Move-CWIP	UZ	2000000157	9/25/2012	(117,961.85)
88107000	CAP Move-CWIP	UZ	2000000157	9/25/2012	4,000.00
88107000	CAP Move-CWIP	UZ	2000000157	9/25/2012	28,873.30
88107000	CAP Move-CWIP	UP	2000000154	9/25/2012	304,117.97
88107000	CAP Move-CWIP	UP	2000000154	9/25/2012	(304,117.97)
88107000	CAP Move-CWIP	UN	2000000147	9/25/2012	(108.54)
88107000	CAP Move-CWIP	UN	2000000147	9/25/2012	(68,382.31)
88107000	CAP Move-CWIP	UP	2000000154	9/25/2012	(122.38)
88107000	CAP Move-CWIP	UP	2000000154	9/25/2012	101.35
88107000	CAP Move-CWIP	UP	2000000154	9/25/2012	8,999.08
88107000	CAP Move-CWIP	UP	2000000154	9/25/2012	(7,909.48)



## Kentucky American Water Company

Case No. 2012-00520

Response to PSC DR1, Item 31

Account	Description	Doc Type	Document Number	Posting Date	Amount
88107000	CAP Move-CWIP	UP	2000000154	9/25/2012	2,756.75
88107000	CAP Move-CWIP	UP	2000000154	9/25/2012	(3,644.51)
88107000	CAP Move-CWIP	UP	2000000154	9/25/2012	12,319.15
88107000	CAP Move-CWIP	UP	2000000154	9/25/2012	(15,294.15)
88107000	CAP Move-CWIP	UP	2000000154	9/25/2012	381,984.92
88107000	CAP Move-CWIP	UP	2000000154	9/25/2012	(431,132.18)
88107000	CAP Move-CWIP	UP	2000000154	9/25/2012	(145,551.15)
88107000	CAP Move-CWIP	UP	2000000154	9/25/2012	122,261.00
88107000	CAP Move-CWIP	UP	2000000154	9/25/2012	(10,078.22)
88107000	CAP Move-CWIP	UP	2000000154	9/25/2012	8,642.06
88107000	CAP Move-CWIP	UP	2000000154	9/25/2012	209,195.67
88107000	CAP Move-CWIP	UP	2000000154	9/25/2012	(221,069.20)
88107000	CAP Move-CWIP	UP	2000000154	9/25/2012	(6,722.43)
88107000	CAP Move-CWIP	UP	2000000154	9/25/2012	5,777.43
88107000	CAP Move-CWIP	UP	2000000154	9/25/2012	(134,438.76)
88107000	CAP Move-CWIP	UP	2000000154	9/25/2012	123,246.70
88107000	CAP Move-CWIP	UP	2000000154	9/25/2012	(2,991.89)
88107000	CAP Move-CWIP	UP	2000000154	9/25/2012	2,774.39
88107000	CAP Move-CWIP	UN	2000000147	9/25/2012	(45,143.67)
88107000	CAP Move-CWIP	UZ	2000000157	9/25/2012	1,036.80
88107000	CAP Move-CWIP	UZ	2000000157	9/25/2012	37,478.70
88107000	CAP Move-CWIP	UP	2000000154	9/25/2012	4,422.11
88107000	CAP Move-CWIP	UP	2000000154	9/25/2012	(4,422.11)
88107000	CAP Move-CWIP	UN	2000000147	9/25/2012	15,595.57
88107000	CAP Move-CWIP	UN	2000000147	9/25/2012	16,025.00
88107000	CAP Move-CWIP	UN	2000000147	9/25/2012	30,000.00
88107000	CAP Move-CWIP	UN	2000000147	9/25/2012	(901.00)
88107000	CAP Move-CWIP	UP	2000000154	9/25/2012	(1,240.18)
88107000	CAP Move-CWIP	UP	2000000154	9/25/2012	1,240.18
88107000	CAP Move-CWIP	UP	2000000154	9/25/2012	7,875.98
88107000	CAP Move-CWIP	UP	2000000154	9/25/2012	(7,875.98)
88107000	CAP Move-CWIP	UZ	2000000146	9/25/2012	2,438.00
88107000	CAP Move-CWIP	UZ	2000000146	9/25/2012	4,150.00
88107000	CAP Move-CWIP	UP	2000000154	9/25/2012	(6,686.45)
88107000	CAP Move-CWIP	UP	2000000154	9/25/2012	6,686.45
88107000	CAP Move-CWIP	UP	2000000154	9/25/2012	21,441.64
88107000	CAP Move-CWIP	UP	2000000154	9/25/2012	(21,441.64)
88107000	CAP Move-CWIP	UP	2000000154	9/25/2012	13,227.67
88107000	CAP Move-CWIP	UP	2000000154	9/25/2012	(13,227.67)
88107000	CAP Move-CWIP	UP	2000000154	9/25/2012	42,756.26
88107000	CAP Move-CWIP	UP	2000000154	9/25/2012	(42,756.26)
88107000	CAP Move-CWIP	UP	2000000154	9/25/2012	26,858.52
88107000	CAP Move-CWIP	UP	2000000154	9/25/2012	(6,858.52)
88107000	CAP Move-CWIP	UP	2000000154	9/25/2012	(358.49)
88107000	CAP Move-CWIP	UP	2000000154	9/25/2012	352.57
88107000	CAP Move-CWIP	UP	2000000154	9/25/2012	(564.15)
88107000	CAP Move-CWIP	UP	2000000154	9/25/2012	304.04
88107000	CAP Move-CWIP	UP	2000000154	9/25/2012	11,307.81
88107000	CAP Move-CWIP	UP	2000000154	9/25/2012	(11,307.81)
88107000	CAP Move-CWIP	UN	2000000147	9/25/2012	(3,715.00)
88108020	CAP Move-UP A/D Salv	US	2000000155	9/25/2012	(3,134.99)
88108020	CAP Move-UP A/D Salv	US	2000000155	9/25/2012	(3,340.00)
88108020	CAP Move-UP A/D Salv	US	2000000155	9/25/2012	(5,295.05)

Kentucky American Water Company  
Case No. 2012-00520  
Response to PSC DR1, Item 31

Account	Description	Doc Type	Document Number	Posting Date	Amount
88257000	CAP Move-COR	UC	2000000148	9/25/2012	37,962.34
88257000	CAP Move-COR	UC	2000000148	9/25/2012	502.47
88257000	CAP Move-COR	UC	2000000148	9/25/2012	62,666.60
88257000	CAP Move-COR	UC	2000000148	9/25/2012	4,471.18
88257000	CAP Move-COR	UC	2000000148	9/25/2012	14,357.00
88257000	CAP Move-COR	UC	2000000148	9/25/2012	364.14
88257000	CAP Move-COR	UC	2000000148	9/25/2012	1,065.20
88257000	CAP Move-COR	UC	2000000148	9/25/2012	5,326.00
88257000	CAP Move-COR	UC	2000000148	9/25/2012	1,065.20
88257100	CAP Move-RWIP	UC	2000000148	9/25/2012	(37,962.34)
88257100	CAP Move-RWIP	UC	2000000148	9/25/2012	(502.47)
88257100	CAP Move-RWIP	UC	2000000148	9/25/2012	(62,666.60)
88257100	CAP Move-RWIP	US	2000000155	9/25/2012	3,134.99
88257100	CAP Move-RWIP	UC	2000000148	9/25/2012	(4,471.18)
88257100	CAP Move-RWIP	UC	2000000148	9/25/2012	(14,357.00)
88257100	CAP Move-RWIP	US	2000000155	9/25/2012	3,340.00
88257100	CAP Move-RWIP	UC	2000000148	9/25/2012	(364.14)
88257100	CAP Move-RWIP	US	2000000155	9/25/2012	5,295.05
88257100	CAP Move-RWIP	UC	2000000148	9/25/2012	(1,065.20)
88257100	CAP Move-RWIP	UC	2000000148	9/25/2012	(5,326.00)
88257100	CAP Move-RWIP	UC	2000000148	9/25/2012	(1,065.20)
88271100	CAP Move-CIAC NT	UP	2000000154	9/25/2012	10,351.82
88271100	CAP Move-CIAC NT	UP	2000000154	9/25/2012	(10,351.82)
88271100	CAP Move-CIAC NT	UN	2000000147	9/25/2012	(6,536.00)
88271170	CAP Move-CIAC NT WIP	UP	2000000154	9/25/2012	10,351.82
88271170	CAP Move-CIAC NT WIP	UP	2000000154	9/25/2012	(10,351.82)
88271170	CAP Move-CIAC NT WIP	UN	2000000147	9/25/2012	6,536.00
88900000	CAP Move-Settlement	UZ	2000000157	9/25/2012	26,401.40
88900000	CAP Move-Settlement	UZ	2000000157	9/25/2012	117,961.85
88900000	CAP Move-Settlement	UZ	2000000157	9/25/2012	(4,000.00)
88900000	CAP Move-Settlement	UZ	2000000157	9/25/2012	(28,873.30)
88900000	CAP Move-Settlement	UZ	2000000157	9/25/2012	(1,036.80)
88900000	CAP Move-Settlement	UZ	2000000157	9/25/2012	(37,478.70)
88900000	CAP Move-Settlement	UZ	2000000146	9/25/2012	(2,438.00)
88900000	CAP Move-Settlement	UZ	2000000146	9/25/2012	(4,150.00)
40111000	Res Sales Billed	ZA	9400000592	9/26/2012	(71.49)
40111000	Res Sales Billed	ZA	9400000592	9/26/2012	(8.14)
40111000	Res Sales Billed	ZA	9400000592	9/26/2012	(237,442.62)
40121000	Com Sales Billed	ZA	9400000592	9/26/2012	(47,486.10)
40145000	Priv Fire Billed	ZA	9400000592	9/26/2012	(3,261.89)
40151000	Publ Auth Billed	ZA	9400000592	9/26/2012	(8,489.34)
40211000	Dom WW Svc Billed	ZA	9400000592	9/26/2012	(57.42)
40310400	OthRev-NSF Ck Chrg	ZA	9400000592	9/26/2012	(60.00)
40310500	OthRev-Appl/InitFee	ZA	9400000592	9/26/2012	(26.00)
40310500	OthRev-Appl/InitFee	ZA	9400000592	9/26/2012	(1,796.00)
40310700	OthRev-Reconnct Fee	ZA	9400000592	9/26/2012	(884.00)
50185000	Severance	SA	100001086	9/26/2012	11,914.88
50452000	Emp Physical Exams	KR	5000001692	9/26/2012	21.89
51110000	Waste Disposal	SA	100001129	9/26/2012	(4,000.00)
51110000	Waste Disposal	WA	5000001688	9/26/2012	1,229.97
51110000	Waste Disposal	WA	5000001688	9/26/2012	533.11
51110000	Waste Disposal	WA	5000001690	9/26/2012	5,611.45
51800000	Chemicals	WA	5000001683	9/26/2012	(8,268.02)

## Kentucky American Water Company

Case No. 2012-00520

Response to PSC DR1, Item 31

Account	Description	Doc Type	Document Number	Posting Date	Amount
51800000	Chemicals	WA	5000001685	9/26/2012	16.86
51800000	Chemicals	WA	5000001685	9/26/2012	149.52
51800000	Chemicals	WA	5000001686	9/26/2012	2,784.99
51800000	Chemicals	WA	5000001686	9/26/2012	2,231.50
51800000	Chemicals	WA	5000001686	9/26/2012	5,577.18
51800000	Chemicals	WA	5000001686	9/26/2012	3,431.71
51800000	Chemicals	WA	5000001686	9/26/2012	16,517.94
51800000	Chemicals	WA	5000001686	9/26/2012	3,545.43
51800000	Chemicals	WA	5000001686	9/26/2012	91.52
51800000	Chemicals	WA	5000001689	9/26/2012	3,286.35
51800000	Chemicals	WA	5000001689	9/26/2012	9,555.14
51800000	Chemicals	WA	5000001689	9/26/2012	8,508.07
51800000	Chemicals	WA	5000001689	9/26/2012	6,749.54
51800000	Chemicals	WA	5000001689	9/26/2012	20,287.87
51800000	Chemicals	WA	5000001689	9/26/2012	4,648.64
51800000	Chemicals	WA	5000001689	9/26/2012	442.36
51800000	Chemicals	WA	5000001689	9/26/2012	1,919.89
51800000	Chemicals	WA	5000001689	9/26/2012	5,629.92
52000000	M&S Expense (O&M)	ZF	5000001679	9/26/2012	87.30
52000000	M&S Expense (O&M)	ZF	5000001681	9/26/2012	3.56
52000000	M&S Expense (O&M)	UZ	2000000162	9/26/2012	(87.30)
52000000	M&S Expense (O&M)	UZ	2000000171	9/26/2012	2,442.74
52000000	M&S Expense (O&M)	UZ	2000000171	9/26/2012	1,297.44
52500000	Misc Expense (O&M)	WE	5000001672	9/26/2012	417.96
52500000	Misc Expense (O&M)	WE	5000001673	9/26/2012	475.94
52500000	Misc Expense (O&M)	WE	5000001687	9/26/2012	11,092.90
52500000	Misc Expense (O&M)	KR	5000001702	9/26/2012	73.03
52500000	Misc Expense (O&M)	UZ	2000000159	9/26/2012	(475.94)
52500000	Misc Expense (O&M)	UZ	2000000164	9/26/2012	(11,092.90)
52548100	Hiring Costs	KR	5000001671	9/26/2012	47.70
52583000	Water & WW	ZF	5000001678	9/26/2012	14.43
52583000	Water & WW	ZF	5000001697	9/26/2012	0.35
52586000	PO Small Differences	KS	5000001677	9/26/2012	46.14
53110000	Contr Svc-Eng	UZ	2000000169	9/26/2012	2,418.62
53150000	Contr Svc-Other	SA	100001087	9/26/2012	(7,911.00)
53150000	Contr Svc-Other	KR	5000001682	9/26/2012	2,574.00
53150000	Contr Svc-Other	KR	5000001682	9/26/2012	1,493.99
53150000	Contr Svc-Other	KR	5000001682	9/26/2012	1,351.35
53150000	Contr Svc-Other	KR	5000001682	9/26/2012	1,287.00
53150000	Contr Svc-Other	KR	5000001682	9/26/2012	975.98
53150000	Contr Svc-Other	KR	5000001682	9/26/2012	823.68
53150000	Contr Svc-Other	KR	5000001682	9/26/2012	675.68
53150000	Contr Svc-Other	KR	5000001682	9/26/2012	617.76
53150000	Contr Svc-Other	KR	5000001682	9/26/2012	415.06
53150000	Contr Svc-Other	KR	5000001682	9/26/2012	375.38
53150000	Contr Svc-Other	KR	5000001701	9/26/2012	634.57
53150000	Contr Svc-Other	UZ	2000000162	9/26/2012	(10,589.88)
54140000	Rents-Equip	ZF	5000001680	9/26/2012	18.16
57010000	Uncoll Accts Exp	ZA	9400000592	9/26/2012	(96.60)
62510000	Amort Def Maint	SA	100001127	9/26/2012	3,019.97
62510000	Amort Def Maint	SA	100001127	9/26/2012	(3,019.97)
62510000	Amort Def Maint	SA	100001127	9/26/2012	5,260.36
62510000	Amort Def Maint	SA	100001127	9/26/2012	(5,260.36)

Kentucky American Water Company  
Case No. 2012-00520  
Response to PSC DR1, Item 31

Account	Description	Doc Type	Document Number	Posting Date	Amount
62510000	Amort Def Maint	SA	100001127	9/26/2012	1,244.41
62510000	Amort Def Maint	SA	100001127	9/26/2012	(1,244.41)
62510000	Amort Def Maint	SA	100001127	9/26/2012	1,281.93
62510000	Amort Def Maint	SA	100001127	9/26/2012	(1,281.93)
62510000	Amort Def Maint	SA	100001127	9/26/2012	2,149.90
62510000	Amort Def Maint	SA	100001127	9/26/2012	(2,149.90)
62510000	Amort Def Maint	SA	100001127	9/26/2012	1,469.26
62510000	Amort Def Maint	SA	100001127	9/26/2012	(1,469.26)
62510000	Amort Def Maint	SA	100001127	9/26/2012	416.66
62510000	Amort Def Maint	SA	100001127	9/26/2012	(416.66)
62510000	Amort Def Maint	SA	100001127	9/26/2012	1,800.99
62510000	Amort Def Maint	SA	100001127	9/26/2012	(1,800.99)
62510000	Amort Def Maint	SA	100001127	9/26/2012	276.13
62510000	Amort Def Maint	SA	100001127	9/26/2012	(276.13)
62510000	Amort Def Maint	SA	100001127	9/26/2012	809.76
62510000	Amort Def Maint	SA	100001127	9/26/2012	(809.76)
62510000	Amort Def Maint	SA	100001127	9/26/2012	382.23
62510000	Amort Def Maint	SA	100001127	9/26/2012	(382.23)
62510000	Amort Def Maint	SA	100001127	9/26/2012	148.44
62510000	Amort Def Maint	SA	100001127	9/26/2012	(148.44)
62510000	Amort Def Maint	SA	100001127	9/26/2012	189.97
62510000	Amort Def Maint	SA	100001127	9/26/2012	(189.97)
62510000	Amort Def Maint	SA	100001127	9/26/2012	2,238.71
62510000	Amort Def Maint	SA	100001127	9/26/2012	(2,238.71)
62510000	Amort Def Maint	SA	100001127	9/26/2012	619.56
62510000	Amort Def Maint	SA	100001127	9/26/2012	(619.56)
62510000	Amort Def Maint	SA	100001127	9/26/2012	7,172.91
62510000	Amort Def Maint	SA	100001127	9/26/2012	(7,172.91)
62510000	Amort Def Maint	SA	100001127	9/26/2012	3,590.84
62510000	Amort Def Maint	SA	100001127	9/26/2012	(3,590.84)
62510000	Amort Def Maint	SA	100001127	9/26/2012	554.38
62510000	Amort Def Maint	SA	100001127	9/26/2012	(554.38)
62510000	Amort Def Maint	SA	100001127	9/26/2012	2,422.70
62510000	Amort Def Maint	SA	100001127	9/26/2012	(2,422.70)
62510000	Amort Def Maint	SA	100001127	9/26/2012	1,112.32
62510000	Amort Def Maint	SA	100001127	9/26/2012	(1,112.32)
62520700	Misc Main Pvg/Bckfill	WE	5000001700	9/26/2012	3,495.00
62520700	Misc Main Pvg/Bckfill	UZ	2000000173	9/26/2012	(3,495.00)
72802000	CIAC Rcpt Svcs Clrg	UZ	2000000166	9/26/2012	1,569.00
72802100	CIAC Rcpt Non-SrvClr	DR	4000001593	9/26/2012	(817.00)
72802100	CIAC Rcpt Non-SrvClr	DR	4000001603	9/26/2012	(817.00)
72802100	CIAC Rcpt Non-SrvClr	DR	4000001612	9/26/2012	(1,634.00)
72802100	CIAC Rcpt Non-SrvClr	DR	4000001617	9/26/2012	(817.00)
72802100	CIAC Rcpt Non-SrvClr	UZ	2000000166	9/26/2012	23,693.00
88106000	CAP Move-CCNC	UN	2000000161	9/26/2012	90.69
88106000	CAP Move-CCNC	UN	2000000161	9/26/2012	9,567.06
88106000	CAP Move-CCNC	UN	2000000161	9/26/2012	5,487.15
88106000	CAP Move-CCNC	UN	2000000161	9/26/2012	12,657.20
88106000	CAP Move-CCNC	UN	2000000161	9/26/2012	5,863.74
88106000	CAP Move-CCNC	UN	2000000161	9/26/2012	969.78
88106000	CAP Move-CCNC	UN	2000000161	9/26/2012	425.00
88106000	CAP Move-CCNC	UN	2000000161	9/26/2012	(288.21)
88106000	CAP Move-CCNC	UN	2000000161	9/26/2012	(288.22)

## Kentucky American Water Company

Case No. 2012-00520

Response to PSC DR1, Item 31

Account	Description	Doc Type	Document Number	Posting Date	Amount
88106000	CAP Move-CCNC	UN	2000000161	9/26/2012	(288.21)
88106000	CAP Move-CCNC	UN	2000000161	9/26/2012	(288.21)
88106000	CAP Move-CCNC	UN	2000000161	9/26/2012	(288.21)
88106000	CAP Move-CCNC	UN	2000000161	9/26/2012	105.00
88106000	CAP Move-CCNC	UN	2000000161	9/26/2012	(904.55)
88106000	CAP Move-CCNC	UN	2000000161	9/26/2012	219.37
88106000	CAP Move-CCNC	UN	2000000161	9/26/2012	219.38
88106000	CAP Move-CCNC	UN	2000000161	9/26/2012	6,250.29
88106000	CAP Move-CCNC	UN	2000000161	9/26/2012	6,250.31
88106000	CAP Move-CCNC	UN	2000000161	9/26/2012	(400.91)
88107000	CAP Move-CWIP	UZ	2000000163	9/26/2012	10,589.88
88107000	CAP Move-CWIP	UZ	2000000163	9/26/2012	86.43
88107000	CAP Move-CWIP	UN	2000000161	9/26/2012	(90.69)
88107000	CAP Move-CWIP	UN	2000000161	9/26/2012	(9,567.06)
88107000	CAP Move-CWIP	UZ	2000000158	9/26/2012	475.94
88107000	CAP Move-CWIP	UN	2000000161	9/26/2012	(5,487.15)
88107000	CAP Move-CWIP	UN	2000000161	9/26/2012	(18,520.94)
88107000	CAP Move-CWIP	UN	2000000161	9/26/2012	(969.78)
88107000	CAP Move-CWIP	UN	2000000161	9/26/2012	(425.00)
88107000	CAP Move-CWIP	UN	2000000161	9/26/2012	1,441.06
88107000	CAP Move-CWIP	UN	2000000161	9/26/2012	(105.00)
88107000	CAP Move-CWIP	UN	2000000161	9/26/2012	904.55
88107000	CAP Move-CWIP	UN	2000000161	9/26/2012	(438.75)
88107000	CAP Move-CWIP	UN	2000000161	9/26/2012	(12,500.60)
88107000	CAP Move-CWIP	UN	2000000161	9/26/2012	400.91
88107000	CAP Move-CWIP	UZ	2000000168	9/26/2012	(2,418.62)
88107000	CAP Move-CWIP	UZ	2000000172	9/26/2012	3,145.50
88107000	CAP Move-CWIP	UZ	2000000165	9/26/2012	11,092.90
88107000	CAP Move-CWIP	UZ	2000000170	9/26/2012	(2,442.74)
88107000	CAP Move-CWIP	UZ	2000000170	9/26/2012	(1,297.44)
88257100	CAP Move-RWIP	UZ	2000000163	9/26/2012	0.87
88257100	CAP Move-RWIP	UZ	2000000172	9/26/2012	349.50
88271170	CAP Move-CIAC NT WIP	UZ	2000000167	9/26/2012	(23,693.00)
88271270	CAP Move-CIAC Tx WIP	UZ	2000000167	9/26/2012	(1,569.00)
88900000	CAP Move-Settlement	UZ	2000000163	9/26/2012	(10,589.88)
88900000	CAP Move-Settlement	UZ	2000000163	9/26/2012	(87.30)
88900000	CAP Move-Settlement	UZ	2000000158	9/26/2012	(475.94)
88900000	CAP Move-Settlement	UZ	2000000167	9/26/2012	1,569.00
88900000	CAP Move-Settlement	UZ	2000000167	9/26/2012	23,693.00
88900000	CAP Move-Settlement	UZ	2000000168	9/26/2012	2,418.62
88900000	CAP Move-Settlement	UZ	2000000172	9/26/2012	(3,495.00)
88900000	CAP Move-Settlement	UZ	2000000165	9/26/2012	(11,092.90)
88900000	CAP Move-Settlement	UZ	2000000170	9/26/2012	2,442.74
88900000	CAP Move-Settlement	UZ	2000000170	9/26/2012	1,297.44
40111000	Res Sales Billed	ZA	9400000593	9/27/2012	(142.70)
40111000	Res Sales Billed	ZA	9400000593	9/27/2012	(2.08)
40111000	Res Sales Billed	ZA	9400000593	9/27/2012	(208,888.77)
40121000	Com Sales Billed	ZA	9400000593	9/27/2012	(39,123.12)
40131000	Ind Sales Billed	ZA	9400000593	9/27/2012	464.44
40145000	Priv Fire Billed	ZA	9400000593	9/27/2012	(3,049.42)
40151000	Publ Auth Billed	ZA	9400000593	9/27/2012	(502.69)
40310400	OthRev-NSF Ck Chrg	ZA	9400000593	9/27/2012	(336.00)
40310500	OthRev-Appl/InitFee	ZA	9400000593	9/27/2012	26.00

## Kentucky American Water Company

Case No. 2012-00520

Response to PSC DR1, Item 31

Account	Description	Doc Type	Document Number	Posting Date	Amount
40310500	OthRev-Appl/InitFee	ZA	9400000593	9/27/2012	(1,560.00)
40310700	OthRev-Reconnct Fee	ZA	9400000593	9/27/2012	(832.00)
50171000	Annual Incent Plan	SA	100001141	9/27/2012	19,331.37
50171000	Annual Incent Plan	CF	9300001833	9/27/2012	19,331.37
50171000	Annual Incent Plan	CF	9300001833	9/27/2012	(19,331.37)
52000000	M&S Expense (O&M)	WA	5000001704	9/27/2012	(120.03)
52000000	M&S Expense (O&M)	WA	5000001704	9/27/2012	(736.22)
52000000	M&S Expense (O&M)	WA	5000001704	9/27/2012	(255.63)
52000000	M&S Expense (O&M)	WA	5000001704	9/27/2012	(52.25)
52000000	M&S Expense (O&M)	WA	5000001704	9/27/2012	(7.43)
52000000	M&S Expense (O&M)	WA	5000001704	9/27/2012	(51.84)
52000000	M&S Expense (O&M)	WA	5000001704	9/27/2012	(5.40)
52000000	M&S Expense (O&M)	WA	5000001704	9/27/2012	(22.55)
52000000	M&S Expense (O&M)	WA	5000001704	9/27/2012	(89.64)
52000000	M&S Expense (O&M)	WA	5000001704	9/27/2012	(22.14)
52000000	M&S Expense (O&M)	WA	5000001704	9/27/2012	(7.93)
52000000	M&S Expense (O&M)	WA	5000001704	9/27/2012	(6.37)
52000000	M&S Expense (O&M)	WA	5000001704	9/27/2012	(33.49)
52000000	M&S Expense (O&M)	WA	5000001705	9/27/2012	120.03
52000000	M&S Expense (O&M)	WA	5000001705	9/27/2012	736.22
52000000	M&S Expense (O&M)	WA	5000001705	9/27/2012	255.63
52000000	M&S Expense (O&M)	WA	5000001705	9/27/2012	52.25
52000000	M&S Expense (O&M)	WA	5000001705	9/27/2012	7.43
52000000	M&S Expense (O&M)	WA	5000001705	9/27/2012	51.84
52000000	M&S Expense (O&M)	WA	5000001705	9/27/2012	5.40
52000000	M&S Expense (O&M)	WA	5000001705	9/27/2012	22.55
52000000	M&S Expense (O&M)	WA	5000001705	9/27/2012	89.64
52000000	M&S Expense (O&M)	WA	5000001705	9/27/2012	22.14
52000000	M&S Expense (O&M)	WA	5000001705	9/27/2012	7.93
52000000	M&S Expense (O&M)	WA	5000001705	9/27/2012	6.37
52000000	M&S Expense (O&M)	WA	5000001705	9/27/2012	33.49
52000000	M&S Expense (O&M)	WA	5000001708	9/27/2012	(44.63)
52000000	M&S Expense (O&M)	WA	5000001708	9/27/2012	(53.06)
52000000	M&S Expense (O&M)	WA	5000001708	9/27/2012	(122.82)
52000000	M&S Expense (O&M)	WA	5000001708	9/27/2012	(22.33)
52000000	M&S Expense (O&M)	WA	5000001708	9/27/2012	(5.40)
52000000	M&S Expense (O&M)	WA	5000001708	9/27/2012	(56.69)
52000000	M&S Expense (O&M)	WA	5000001708	9/27/2012	(45.87)
52000000	M&S Expense (O&M)	WA	5000001708	9/27/2012	(195.22)
52000000	M&S Expense (O&M)	WA	5000001708	9/27/2012	(16.60)
52000000	M&S Expense (O&M)	WA	5000001708	9/27/2012	(8.17)
52000000	M&S Expense (O&M)	WA	5000001708	9/27/2012	(23.61)
52000000	M&S Expense (O&M)	WA	5000001708	9/27/2012	(7.38)
52000000	M&S Expense (O&M)	WA	5000001709	9/27/2012	44.63
52000000	M&S Expense (O&M)	WA	5000001709	9/27/2012	53.06
52000000	M&S Expense (O&M)	WA	5000001709	9/27/2012	122.82
52000000	M&S Expense (O&M)	WA	5000001709	9/27/2012	22.33
52000000	M&S Expense (O&M)	WA	5000001709	9/27/2012	5.40
52000000	M&S Expense (O&M)	WA	5000001709	9/27/2012	56.69
52000000	M&S Expense (O&M)	WA	5000001709	9/27/2012	45.87
52000000	M&S Expense (O&M)	WA	5000001709	9/27/2012	195.22
52000000	M&S Expense (O&M)	WA	5000001709	9/27/2012	16.60
52000000	M&S Expense (O&M)	WA	5000001709	9/27/2012	8.17

Kentucky American Water Company  
Case No. 2012-00520  
Response to PSC DR1, Item 31

Account	Description	Doc Type	Document Number	Posting Date	Amount
52000000	M&S Expense (O&M)	WA	5000001709	9/27/2012	23.61
52000000	M&S Expense (O&M)	WA	5000001709	9/27/2012	7.38
52000000	M&S Expense (O&M)	WA	5000001722	9/27/2012	(81.33)
52000000	M&S Expense (O&M)	WA	5000001722	9/27/2012	(4.76)
52000000	M&S Expense (O&M)	WA	5000001722	9/27/2012	(52.25)
52000000	M&S Expense (O&M)	WA	5000001722	9/27/2012	(122.70)
52000000	M&S Expense (O&M)	WA	5000001722	9/27/2012	(8.03)
52000000	M&S Expense (O&M)	WA	5000001722	9/27/2012	(102.34)
52000000	M&S Expense (O&M)	WA	5000001722	9/27/2012	(34.80)
52000000	M&S Expense (O&M)	WA	5000001722	9/27/2012	(81.49)
52000000	M&S Expense (O&M)	KR	5000001724	9/27/2012	34.13
52000000	M&S Expense (O&M)	WA	5000001726	9/27/2012	5.50
52000000	M&S Expense (O&M)	WA	5000001726	9/27/2012	52.03
52000000	M&S Expense (O&M)	WA	5000001726	9/27/2012	11.35
52000000	M&S Expense (O&M)	WA	5000001726	9/27/2012	125.19
52000000	M&S Expense (O&M)	WA	5000001726	9/27/2012	33.21
52000000	M&S Expense (O&M)	WA	5000001726	9/27/2012	596.48
52000000	M&S Expense (O&M)	WA	5000001726	9/27/2012	133.89
52000000	M&S Expense (O&M)	WA	5000001726	9/27/2012	487.98
52000000	M&S Expense (O&M)	WA	5000001726	9/27/2012	70.75
52000000	M&S Expense (O&M)	WA	5000001726	9/27/2012	47.21
52000000	M&S Expense (O&M)	WA	5000001726	9/27/2012	22.14
52000000	M&S Expense (O&M)	WA	5000001726	9/27/2012	12.75
52000000	M&S Expense (O&M)	WA	5000001726	9/27/2012	47.90
52000000	M&S Expense (O&M)	WA	5000001726	9/27/2012	33.43
52000000	M&S Expense (O&M)	WA	5000001726	9/27/2012	52.62
52000000	M&S Expense (O&M)	WA	5000001726	9/27/2012	8.17
52000000	M&S Expense (O&M)	WA	5000001726	9/27/2012	1,568.65
52000000	M&S Expense (O&M)	WA	5000001726	9/27/2012	838.85
52000000	M&S Expense (O&M)	WA	5000001726	9/27/2012	313.50
52000000	M&S Expense (O&M)	WA	5000001726	9/27/2012	42.02
52000000	M&S Expense (O&M)	WA	5000001726	9/27/2012	45.87
52000000	M&S Expense (O&M)	WA	5000001726	9/27/2012	797.57
52000000	M&S Expense (O&M)	WA	5000001726	9/27/2012	45.32
52000000	M&S Expense (O&M)	WA	5000001726	9/27/2012	7.73
52000000	M&S Expense (O&M)	WA	5000001726	9/27/2012	105.97
52000000	M&S Expense (O&M)	WA	5000001726	9/27/2012	143.43
52000000	M&S Expense (O&M)	WA	5000001726	9/27/2012	5.40
52000000	M&S Expense (O&M)	WA	5000001726	9/27/2012	75.41
52000000	M&S Expense (O&M)	WA	5000001726	9/27/2012	21.56
52000000	M&S Expense (O&M)	WA	5000001726	9/27/2012	34.80
52000000	M&S Expense (O&M)	WA	5000001726	9/27/2012	122.45
52000000	M&S Expense (O&M)	WA	5000001726	9/27/2012	76.56
52000000	M&S Expense (O&M)	WA	5000001726	9/27/2012	30.37
52000000	M&S Expense (O&M)	WA	5000001726	9/27/2012	35.80
52000000	M&S Expense (O&M)	WA	5000001726	9/27/2012	35.45
52000000	M&S Expense (O&M)	WA	5000001726	9/27/2012	21.34
52000000	M&S Expense (O&M)	WA	5000001726	9/27/2012	17.50
52000000	M&S Expense (O&M)	WA	5000001726	9/27/2012	16.06
52000000	M&S Expense (O&M)	WA	5000001726	9/27/2012	15.45
52000000	M&S Expense (O&M)	WA	5000001726	9/27/2012	244.46
52000000	M&S Expense (O&M)	WA	5000001726	9/27/2012	46.35
52000000	M&S Expense (O&M)	WA	5000001726	9/27/2012	378.89

Kentucky American Water Company  
Case No. 2012-00520  
Response to PSC DR1, Item 31

Account	Description	Doc Type	Document Number	Posting Date	Amount
52000000	M&S Expense (O&M)	WA	5000001726	9/27/2012	134.46
52000000	M&S Expense (O&M)	WA	5000001726	9/27/2012	11.16
52000000	M&S Expense (O&M)	WA	5000001726	9/27/2012	256.95
52000000	M&S Expense (O&M)	WA	5000001726	9/27/2012	112.19
52000000	M&S Expense (O&M)	WA	5000001726	9/27/2012	192.64
52000000	M&S Expense (O&M)	WA	5000001726	9/27/2012	91.35
52000000	M&S Expense (O&M)	WA	5000001726	9/27/2012	97.79
52000000	M&S Expense (O&M)	WA	5000001726	9/27/2012	136.61
52000000	M&S Expense (O&M)	WA	5000001726	9/27/2012	46.92
52000000	M&S Expense (O&M)	WA	5000001740	9/27/2012	133.89
52000000	M&S Expense (O&M)	WA	5000001740	9/27/2012	406.65
52000000	M&S Expense (O&M)	WA	5000001740	9/27/2012	150.76
52000000	M&S Expense (O&M)	WA	5000001740	9/27/2012	814.85
52000000	M&S Expense (O&M)	WA	5000001740	9/27/2012	1,136.67
52000000	M&S Expense (O&M)	WA	5000001740	9/27/2012	38.18
52000000	M&S Expense (O&M)	WA	5000001740	9/27/2012	1,009.89
52000000	M&S Expense (O&M)	WA	5000001740	9/27/2012	136.61
52000000	M&S Expense (O&M)	KR	5000001745	9/27/2012	1,765.96
52000000	M&S Expense (O&M)	KR	5000001746	9/27/2012	2,491.58
52000000	M&S Expense (O&M)	KR	5000001747	9/27/2012	3,864.28
52000000	M&S Expense (O&M)	KR	5000001747	9/27/2012	3,864.27
52000000	M&S Expense (O&M)	KR	5000001751	9/27/2012	1,335.18
52000000	M&S Expense (O&M)	UZ	2000000176	9/27/2012	(3,827.50)
52000000	M&S Expense (O&M)	UZ	2000000180	9/27/2012	(2,491.58)
52000000	M&S Expense (O&M)	UZ	2000000178	9/27/2012	15.97
52000000	M&S Expense (O&M)	UZ	2000000174	9/27/2012	(601.78)
52000000	M&S Expense (O&M)	UZ	2000000174	9/27/2012	(1,410.92)
52500000	Misc Expense (O&M)	WE	5000001717	9/27/2012	166.16
52500000	Misc Expense (O&M)	KR	5000001720	9/27/2012	1,007.00
52500000	Misc Expense (O&M)	KR	5000001724	9/27/2012	212.42
52500000	Misc Expense (O&M)	KR	5000001724	9/27/2012	178.25
52500000	Misc Expense (O&M)	KR	5000001724	9/27/2012	71.61
52500000	Misc Expense (O&M)	KR	5000001750	9/27/2012	281.68
52500000	Misc Expense (O&M)	KR	5000001750	9/27/2012	97.77
52500000	Misc Expense (O&M)	KR	5000001750	9/27/2012	69.12
52500000	Misc Expense (O&M)	KR	5000001750	9/27/2012	63.85
52500000	Misc Expense (O&M)	KR	5000001750	9/27/2012	30.01
52520000	Collection Agencies	KR	5000001739	9/27/2012	191.03
52520000	Collection Agencies	KR	5000001741	9/27/2012	1,928.86
52532000	Electricity	ZN	5000001723	9/27/2012	26.90
52532000	Electricity	ZN	5000001723	9/27/2012	40.75
52535000	Meals Deductible	ZF	5000001706	9/27/2012	967.96
52546000	Grounds Keeping	KR	5000001753	9/27/2012	238.50
52562500	Overnight Shippng	KR	5000001725	9/27/2012	290.66
53150000	Contr Svc-Other	WE	5000001703	9/27/2012	32,171.00
53150000	Contr Svc-Other	KR	5000001727	9/27/2012	2,959.68
53150000	Contr Svc-Other	WE	5000001728	9/27/2012	2,550.00
53150000	Contr Svc-Other	WE	5000001729	9/27/2012	1,690.00
53150000	Contr Svc-Other	WE	5000001730	9/27/2012	850.00
53150000	Contr Svc-Other	WE	5000001731	9/27/2012	2,550.00
53150000	Contr Svc-Other	WE	5000001732	9/27/2012	36,267.50
53150000	Contr Svc-Other	WE	5000001733	9/27/2012	1,650.00
53150000	Contr Svc-Other	WE	5000001734	9/27/2012	535.00



## Kentucky American Water Company

Case No. 2012-00520

Response to PSC DR1, Item 31

Account	Description	Doc Type	Document Number	Posting Date	Amount
53150000	Contr Svc-Other	WE	5000001735	9/27/2012	105.00
53150000	Contr Svc-Other	WE	5000001736	9/27/2012	825.00
53150000	Contr Svc-Other	WE	5000001737	9/27/2012	10,675.00
53150000	Contr Svc-Other	KR	5000001748	9/27/2012	3,657.00
53150000	Contr Svc-Other	KR	5000001749	9/27/2012	1,203.98
53150000	Contr Svc-Other	KR	5000001754	9/27/2012	208.23
53150000	Contr Svc-Other	UZ	2000000174	9/27/2012	(32,171.00)
53150000	Contr Svc-Other	UZ	2000000176	9/27/2012	(2,550.00)
53150000	Contr Svc-Other	UZ	2000000176	9/27/2012	(1,690.00)
53150000	Contr Svc-Other	UZ	2000000176	9/27/2012	(850.00)
53150000	Contr Svc-Other	UZ	2000000176	9/27/2012	(2,550.00)
53150000	Contr Svc-Other	UZ	2000000176	9/27/2012	(36,267.50)
53150000	Contr Svc-Other	UZ	2000000176	9/27/2012	(535.00)
53150000	Contr Svc-Other	UZ	2000000176	9/27/2012	(825.00)
53150000	Contr Svc-Other	UZ	2000000176	9/27/2012	(105.00)
53150000	Contr Svc-Other	UZ	2000000176	9/27/2012	(10,675.00)
53150000	Contr Svc-Other	UZ	2000000176	9/27/2012	(1,650.00)
53155000	Contr Svc-Legal	UZ	2000000176	9/27/2012	1,634.34
55000000	Transportation (O&M)	KR	5000001752	9/27/2012	303.99
55010300	Trans Lease Maint	SA	100001133	9/27/2012	139.00
55010300	Trans Lease Maint	SA	100001133	9/27/2012	811.83
55010300	Trans Lease Maint	SA	100001133	9/27/2012	104.95
55010300	Trans Lease Maint	SA	100001133	9/27/2012	300.00
57010000	Uncoll Accts Exp	ZA	9400000593	9/27/2012	1,686.94
57010000	Uncoll Accts Exp	ZA	9400000593	9/27/2012	34,157.25
62520800	Misc Maint Permits	ZF	5000001738	9/27/2012	4,125.00
62520800	Misc Maint Permits	UZ	2000000176	9/27/2012	(4,125.00)
72802100	CIAC Rcpt Non-SrvClr	UZ	2000000178	9/27/2012	4,085.00
72803000	Salvg/Scrap Rcpt Clr	SA	100001133	9/27/2012	(139.00)
72803000	Salvg/Scrap Rcpt Clr	SA	100001133	9/27/2012	(811.83)
72803000	Salvg/Scrap Rcpt Clr	SA	100001133	9/27/2012	(104.95)
72803000	Salvg/Scrap Rcpt Clr	SA	100001133	9/27/2012	(300.00)
75840000	Lobbying Expenses	KR	5000001715	9/27/2012	5,891.06
88107000	CAP Move-CWIP	UZ	2000000175	9/27/2012	32,171.00
88107000	CAP Move-CWIP	UZ	2000000177	9/27/2012	3,827.50
88107000	CAP Move-CWIP	UZ	2000000181	9/27/2012	2,491.58
88107000	CAP Move-CWIP	UZ	2000000177	9/27/2012	4,125.00
88107000	CAP Move-CWIP	UZ	2000000177	9/27/2012	(1,634.34)
88107000	CAP Move-CWIP	UZ	2000000179	9/27/2012	(15.81)
88107000	CAP Move-CWIP	UZ	2000000177	9/27/2012	2,550.00
88107000	CAP Move-CWIP	UZ	2000000177	9/27/2012	1,690.00
88107000	CAP Move-CWIP	UZ	2000000177	9/27/2012	850.00
88107000	CAP Move-CWIP	UZ	2000000177	9/27/2012	2,550.00
88107000	CAP Move-CWIP	UZ	2000000177	9/27/2012	36,267.50
88107000	CAP Move-CWIP	UZ	2000000175	9/27/2012	415.23
88107000	CAP Move-CWIP	UZ	2000000177	9/27/2012	535.00
88107000	CAP Move-CWIP	UZ	2000000177	9/27/2012	825.00
88107000	CAP Move-CWIP	UZ	2000000177	9/27/2012	105.00
88107000	CAP Move-CWIP	UZ	2000000177	9/27/2012	10,675.00
88107000	CAP Move-CWIP	UZ	2000000177	9/27/2012	1,650.00
88107000	CAP Move-CWIP	UZ	2000000175	9/27/2012	1,227.51
88257100	CAP Move-RWIP	UZ	2000000179	9/27/2012	(0.16)
88257100	CAP Move-RWIP	UZ	2000000175	9/27/2012	186.55

## Kentucky American Water Company

Case No. 2012-00520

Response to PSC DR1, Item 31

Account	Description	Doc Type	Document Number	Posting Date	Amount
88257100	CAP Move-RWIP	UZ	2000000175	9/27/2012	183.41
88271170	CAP Move-CIAC NT WIP	UZ	2000000179	9/27/2012	(4,085.00)
88900000	CAP Move-Settlement	UZ	2000000175	9/27/2012	(32,171.00)
88900000	CAP Move-Settlement	UZ	2000000177	9/27/2012	(3,827.50)
88900000	CAP Move-Settlement	UZ	2000000181	9/27/2012	(2,491.58)
88900000	CAP Move-Settlement	UZ	2000000177	9/27/2012	(4,125.00)
88900000	CAP Move-Settlement	UZ	2000000177	9/27/2012	1,634.34
88900000	CAP Move-Settlement	UZ	2000000179	9/27/2012	15.97
88900000	CAP Move-Settlement	UZ	2000000177	9/27/2012	(2,550.00)
88900000	CAP Move-Settlement	UZ	2000000177	9/27/2012	(1,690.00)
88900000	CAP Move-Settlement	UZ	2000000177	9/27/2012	(850.00)
88900000	CAP Move-Settlement	UZ	2000000177	9/27/2012	(2,550.00)
88900000	CAP Move-Settlement	UZ	2000000177	9/27/2012	(36,267.50)
88900000	CAP Move-Settlement	UZ	2000000179	9/27/2012	4,085.00
88900000	CAP Move-Settlement	UZ	2000000175	9/27/2012	(601.78)
88900000	CAP Move-Settlement	UZ	2000000177	9/27/2012	(535.00)
88900000	CAP Move-Settlement	UZ	2000000177	9/27/2012	(825.00)
88900000	CAP Move-Settlement	UZ	2000000177	9/27/2012	(105.00)
88900000	CAP Move-Settlement	UZ	2000000177	9/27/2012	(10,675.00)
88900000	CAP Move-Settlement	UZ	2000000177	9/27/2012	(1,650.00)
88900000	CAP Move-Settlement	UZ	2000000175	9/27/2012	(1,410.92)
50171000	Annual Incent Plan	SA	100001146	9/28/2012	(8,021.30)
50171000	Annual Incent Plan	CF	9300001834	9/28/2012	(8,021.30)
50171000	Annual Incent Plan	CF	9300001834	9/28/2012	8,021.30
50450000	Other Welfare	SA	100001144	9/28/2012	1,200.00
50450000	Other Welfare	SA	100001145	9/28/2012	(300.00)
51110000	Waste Disposal	WA	5000001806	9/28/2012	39.10
51110000	Waste Disposal	WA	5000001812	9/28/2012	5,547.07
51110000	Waste Disposal	WA	5000001812	9/28/2012	180.11
51800000	Chemicals	WA	5000001801	9/28/2012	68.64
51800000	Chemicals	WA	5000001801	9/28/2012	145.50
51800000	Chemicals	WA	5000001801	9/28/2012	1,355.85
51800000	Chemicals	WA	5000001804	9/28/2012	432.96
51800000	Chemicals	WA	5000001804	9/28/2012	4,462.26
51800000	Chemicals	WA	5000001804	9/28/2012	250.32
51800000	Chemicals	WA	5000001804	9/28/2012	258.75
51800000	Chemicals	WA	5000001804	9/28/2012	2,501.16
51800000	Chemicals	WA	5000001804	9/28/2012	1,404.54
51800000	Chemicals	WA	5000001804	9/28/2012	809.20
51800000	Chemicals	WA	5000001811	9/28/2012	2,494.98
51800000	Chemicals	WA	5000001811	9/28/2012	4,302.90
51800000	Chemicals	WA	5000001811	9/28/2012	2,121.50
51800000	Chemicals	WA	5000001811	9/28/2012	40,385.13
51800000	Chemicals	WA	5000001811	9/28/2012	7,303.95
51800000	Chemicals	WA	5000001811	9/28/2012	22.88
51800000	Chemicals	WA	5000001811	9/28/2012	2,456.06
51800000	Chemicals	WA	5000001811	9/28/2012	177.06
52000000	M&S Expense (O&M)	KR	5000001773	9/28/2012	786.68
52000000	M&S Expense (O&M)	KR	5000001779	9/28/2012	139.92
52000000	M&S Expense (O&M)	WA	5000001795	9/28/2012	44.63
52000000	M&S Expense (O&M)	WA	5000001795	9/28/2012	81.33
52000000	M&S Expense (O&M)	WA	5000001795	9/28/2012	76.56
52000000	M&S Expense (O&M)	WA	5000001795	9/28/2012	513.90

## Kentucky American Water Company

Case No. 2012-00520

Response to PSC DR1, Item 31

Account	Description	Doc Type	Document Number	Posting Date	Amount
52000000	M&S Expense (O&M)	WA	5000001795	9/28/2012	224.39
52000000	M&S Expense (O&M)	WA	5000001796	9/28/2012	44.63
52000000	M&S Expense (O&M)	WA	5000001796	9/28/2012	81.33
52000000	M&S Expense (O&M)	WA	5000001796	9/28/2012	48.00
52000000	M&S Expense (O&M)	WA	5000001796	9/28/2012	143.43
52000000	M&S Expense (O&M)	WA	5000001796	9/28/2012	76.56
52000000	M&S Expense (O&M)	WA	5000001796	9/28/2012	38.18
52000000	M&S Expense (O&M)	WA	5000001796	9/28/2012	873.86
52000000	M&S Expense (O&M)	WA	5000001796	9/28/2012	491.75
52000000	M&S Expense (O&M)	WA	5000001797	9/28/2012	133.89
52000000	M&S Expense (O&M)	WA	5000001797	9/28/2012	243.99
52000000	M&S Expense (O&M)	WA	5000001797	9/28/2012	48.00
52000000	M&S Expense (O&M)	WA	5000001797	9/28/2012	838.85
52000000	M&S Expense (O&M)	WA	5000001797	9/28/2012	459.36
52000000	M&S Expense (O&M)	WA	5000001797	9/28/2012	1,086.47
52000000	M&S Expense (O&M)	WA	5000001797	9/28/2012	142.65
52000000	M&S Expense (O&M)	WA	5000001797	9/28/2012	378.89
52000000	M&S Expense (O&M)	WA	5000001797	9/28/2012	770.85
52000000	M&S Expense (O&M)	WA	5000001797	9/28/2012	236.10
52000000	M&S Expense (O&M)	WA	5000001797	9/28/2012	91.34
52000000	M&S Expense (O&M)	WA	5000001797	9/28/2012	504.94
52000000	M&S Expense (O&M)	WA	5000001800	9/28/2012	28.40
52000000	M&S Expense (O&M)	WA	5000001800	9/28/2012	44.63
52000000	M&S Expense (O&M)	WA	5000001800	9/28/2012	81.33
52000000	M&S Expense (O&M)	WA	5000001800	9/28/2012	44.82
52000000	M&S Expense (O&M)	WA	5000001800	9/28/2012	150.76
52000000	M&S Expense (O&M)	WA	5000001800	9/28/2012	256.95
52000000	M&S Expense (O&M)	WA	5000001800	9/28/2012	57.43
52000000	M&S Expense (O&M)	WA	5000001800	9/28/2012	38.18
52000000	M&S Expense (O&M)	WA	5000001805	9/28/2012	404.49
52000000	M&S Expense (O&M)	KR	5000001808	9/28/2012	529.89
52000000	M&S Expense (O&M)	KR	5000001810	9/28/2012	4,006.80
52000000	M&S Expense (O&M)	KR	5000001810	9/28/2012	222.60
52000000	M&S Expense (O&M)	UZ	2000000186	9/28/2012	(940.81)
52000000	M&S Expense (O&M)	UZ	2000000186	9/28/2012	(4,935.33)
52000000	M&S Expense (O&M)	UZ	2000000186	9/28/2012	(2,500.24)
52000000	M&S Expense (O&M)	UZ	2000000186	9/28/2012	(404.49)
52500000	Misc Expense (O&M)	WE	5000001790	9/28/2012	27,730.17
52500000	Misc Expense (O&M)	WE	5000001791	9/28/2012	568.84
52500000	Misc Expense (O&M)	KR	5000001807	9/28/2012	92.73
52500000	Misc Expense (O&M)	KR	5000001808	9/28/2012	43.87
52500000	Misc Expense (O&M)	KR	5000001808	9/28/2012	18.60
52500000	Misc Expense (O&M)	UZ	2000000184	9/28/2012	(27,730.17)
52546000	Grounds Keeping	KR	5000001774	9/28/2012	53.00
52546000	Grounds Keeping	KR	5000001777	9/28/2012	2,738.33
52571100	Add'l Security Costs	KR	5000001778	9/28/2012	2,828.76
52578000	Trash Removal	KR	5000001782	9/28/2012	255.01
52578000	Trash Removal	KR	5000001782	9/28/2012	63.70
52578000	Trash Removal	KR	5000001782	9/28/2012	2.04
52583000	Water & WW	ZF	5000001761	9/28/2012	0.98
52583000	Water & WW	ZF	5000001762	9/28/2012	0.36
52583000	Water & WW	ZF	5000001763	9/28/2012	0.90
52583000	Water & WW	ZF	5000001764	9/28/2012	4.96

## Kentucky American Water Company

Case No. 2012-00520

Response to PSC DR1, Item 31

Account	Description	Doc Type	Document Number	Posting Date	Amount
52583000	Water & WW	ZF	5000001765	9/28/2012	5.77
53110000	Contr Svc-Eng	ZF	5000001760	9/28/2012	185.34
53110000	Contr Svc-Eng	KR	5000001803	9/28/2012	6,339.40
53110000	Contr Svc-Eng	UZ	2000000188	9/28/2012	(6,339.40)
53110000	Contr Svc-Eng	UZ	2000000182	9/28/2012	(185.34)
53110000	Contr Svc-Eng	UZ	2000000186	9/28/2012	265.95
53150000	Contr Svc-Other	KR	5000001766	9/28/2012	14,745.13
53150000	Contr Svc-Other	KR	5000001767	9/28/2012	16,773.44
53150000	Contr Svc-Other	WE	5000001768	9/28/2012	5,904.00
53150000	Contr Svc-Other	WE	5000001769	9/28/2012	12,139.00
53150000	Contr Svc-Other	WE	5000001770	9/28/2012	6,733.00
53150000	Contr Svc-Other	WE	5000001771	9/28/2012	174,751.00
53150000	Contr Svc-Other	WE	5000001772	9/28/2012	12,564.00
53150000	Contr Svc-Other	KR	5000001775	9/28/2012	319.06
53150000	Contr Svc-Other	KR	5000001780	9/28/2012	2,121.06
53150000	Contr Svc-Other	KR	5000001780	9/28/2012	1,170.24
53150000	Contr Svc-Other	KR	5000001780	9/28/2012	292.56
53150000	Contr Svc-Other	KR	5000001780	9/28/2012	219.42
53150000	Contr Svc-Other	KR	5000001780	9/28/2012	117.02
53150000	Contr Svc-Other	KR	5000001781	9/28/2012	551.41
53150000	Contr Svc-Other	KR	5000001781	9/28/2012	296.80
53150000	Contr Svc-Other	KR	5000001781	9/28/2012	267.65
53150000	Contr Svc-Other	KR	5000001781	9/28/2012	3,918.93
53150000	Contr Svc-Other	KR	5000001781	9/28/2012	2,323.20
53150000	Contr Svc-Other	KR	5000001781	9/28/2012	1,135.47
53150000	Contr Svc-Other	KR	5000001784	9/28/2012	848.21
53150000	Contr Svc-Other	KR	5000001784	9/28/2012	775.28
53150000	Contr Svc-Other	KR	5000001784	9/28/2012	511.98
53150000	Contr Svc-Other	KR	5000001784	9/28/2012	497.35
53150000	Contr Svc-Other	KR	5000001784	9/28/2012	394.96
53150000	Contr Svc-Other	KR	5000001784	9/28/2012	351.28
53150000	Contr Svc-Other	KR	5000001784	9/28/2012	248.68
53150000	Contr Svc-Other	KR	5000001784	9/28/2012	204.79
53150000	Contr Svc-Other	KR	5000001784	9/28/2012	190.16
53150000	Contr Svc-Other	KR	5000001784	9/28/2012	190.16
53150000	Contr Svc-Other	KR	5000001784	9/28/2012	190.16
53150000	Contr Svc-Other	KR	5000001784	9/28/2012	146.28
53150000	Contr Svc-Other	KR	5000001784	9/28/2012	131.65
53150000	Contr Svc-Other	KR	5000001784	9/28/2012	131.65
53150000	Contr Svc-Other	KR	5000001784	9/28/2012	117.02
53150000	Contr Svc-Other	KR	5000001784	9/28/2012	117.02
53150000	Contr Svc-Other	KR	5000001784	9/28/2012	102.40
53150000	Contr Svc-Other	KR	5000001784	9/28/2012	102.40
53150000	Contr Svc-Other	KR	5000001784	9/28/2012	87.77
53150000	Contr Svc-Other	KR	5000001784	9/28/2012	73.14
53150000	Contr Svc-Other	KR	5000001784	9/28/2012	58.51
53150000	Contr Svc-Other	KR	5000001784	9/28/2012	58.51
53150000	Contr Svc-Other	KR	5000001784	9/28/2012	58.51
53150000	Contr Svc-Other	KR	5000001784	9/28/2012	58.51
53150000	Contr Svc-Other	KR	5000001784	9/28/2012	43.88
53150000	Contr Svc-Other	KR	5000001784	9/28/2012	43.88
53150000	Contr Svc-Other	KR	5000001784	9/28/2012	43.88
53150000	Contr Svc-Other	KR	5000001784	9/28/2012	29.26

## Kentucky American Water Company

Case No. 2012-00520

Response to PSC DR1, Item 31

Account	Description	Doc Type	Document Number	Posting Date	Amount
53150000	Contr Svc-Other	KR	5000001784	9/28/2012	29.26
53150000	Contr Svc-Other	KR	5000001785	9/28/2012	833.80
53150000	Contr Svc-Other	KR	5000001785	9/28/2012	746.03
53150000	Contr Svc-Other	KR	5000001785	9/28/2012	526.61
53150000	Contr Svc-Other	KR	5000001785	9/28/2012	307.19
53150000	Contr Svc-Other	KR	5000001785	9/28/2012	234.05
53150000	Contr Svc-Other	KR	5000001785	9/28/2012	58.51
53150000	Contr Svc-Other	KR	5000001785	9/28/2012	5,295.34
53150000	Contr Svc-Other	KR	5000001785	9/28/2012	3,598.49
53150000	Contr Svc-Other	KR	5000001786	9/28/2012	885.10
53150000	Contr Svc-Other	KR	5000001786	9/28/2012	885.10
53150000	Contr Svc-Other	KR	5000001786	9/28/2012	885.10
53150000	Contr Svc-Other	KR	5000001786	9/28/2012	885.10
53150000	Contr Svc-Other	KR	5000001786	9/28/2012	885.10
53150000	Contr Svc-Other	KR	5000001787	9/28/2012	649.50
53150000	Contr Svc-Other	KR	5000001787	9/28/2012	649.52
53150000	Contr Svc-Other	KR	5000001787	9/28/2012	649.52
53150000	Contr Svc-Other	KR	5000001787	9/28/2012	649.52
53150000	Contr Svc-Other	KR	5000001787	9/28/2012	649.50
53150000	Contr Svc-Other	WE	5000001788	9/28/2012	8,436.54
53150000	Contr Svc-Other	WE	5000001789	9/28/2012	22,556.93
53150000	Contr Svc-Other	WE	5000001792	9/28/2012	8,690.00
53150000	Contr Svc-Other	WE	5000001793	9/28/2012	15,335.00
53150000	Contr Svc-Other	WE	5000001798	9/28/2012	16,005.00
53150000	Contr Svc-Other	WE	5000001802	9/28/2012	17,000.00
53150000	Contr Svc-Other	UZ	2000000184	9/28/2012	(8,690.00)
53150000	Contr Svc-Other	UZ	2000000188	9/28/2012	(16,005.00)
53150000	Contr Svc-Other	UZ	2000000188	9/28/2012	(17,000.00)
53150000	Contr Svc-Other	UZ	2000000184	9/28/2012	(8,436.54)
53150000	Contr Svc-Other	UZ	2000000184	9/28/2012	(22,556.93)
53150000	Contr Svc-Other	UZ	2000000184	9/28/2012	(15,335.00)
53150000	Contr Svc-Other	UZ	2000000184	9/28/2012	(5,627.81)
53150000	Contr Svc-Other	UZ	2000000184	9/28/2012	(3,715.51)
53150000	Contr Svc-Other	UZ	2000000184	9/28/2012	(526.61)
53150000	Contr Svc-Other	UZ	2000000184	9/28/2012	(2,807.24)
53150000	Contr Svc-Other	UZ	2000000184	9/28/2012	(746.03)
53150000	Contr Svc-Other	UZ	2000000184	9/28/2012	(3,660.22)
53150000	Contr Svc-Other	UZ	2000000184	9/28/2012	(1,385.21)
53150000	Contr Svc-Other	UZ	2000000184	9/28/2012	(3,299.09)
53150000	Contr Svc-Other	UZ	2000000182	9/28/2012	(31,518.57)
53150000	Contr Svc-Other	UZ	2000000184	9/28/2012	(212,091.00)
54110000	Rents-Real Prop	KR	5000001783	9/28/2012	375.00
55000000	Transportation (O&M)	KG	5000001809	9/28/2012	(21.58)
55000000	Transportation (O&M)	KG	5000001809	9/28/2012	(11.82)
55000000	Transportation (O&M)	KG	5000001809	9/28/2012	(10.49)
57010000	Uncoll Accts Exp	ZA	9400000594	9/28/2012	(185.64)
62520700	Misc Main Pvg/Bckfill	WE	5000001794	9/28/2012	192.00
62520700	Misc Main Pvg/Bckfill	UZ	2000000184	9/28/2012	(192.00)
88107000	CAP Move-CWIP	UZ	2000000185	9/28/2012	8,690.00
88107000	CAP Move-CWIP	UZ	2000000187	9/28/2012	940.81
88107000	CAP Move-CWIP	UZ	2000000187	9/28/2012	4,935.33
88107000	CAP Move-CWIP	UZ	2000000189	9/28/2012	16,005.00
88107000	CAP Move-CWIP	UZ	2000000187	9/28/2012	2,475.24

## Kentucky American Water Company

Case No. 2012-00520

Response to PSC DR1, Item 31

Account	Description	Doc Type	Document Number	Posting Date	Amount
88107000	CAP Move-CWIP	UZ	2000000189	9/28/2012	16,830.00
88107000	CAP Move-CWIP	UZ	2000000185	9/28/2012	8,436.54
88107000	CAP Move-CWIP	UZ	2000000185	9/28/2012	22,556.93
88107000	CAP Move-CWIP	UZ	2000000185	9/28/2012	15,335.00
88107000	CAP Move-CWIP	UZ	2000000189	9/28/2012	6,339.40
88107000	CAP Move-CWIP	UZ	2000000185	9/28/2012	5,627.81
88107000	CAP Move-CWIP	UZ	2000000185	9/28/2012	3,715.51
88107000	CAP Move-CWIP	UZ	2000000185	9/28/2012	526.61
88107000	CAP Move-CWIP	UZ	2000000185	9/28/2012	1,936.99
88107000	CAP Move-CWIP	UZ	2000000185	9/28/2012	514.76
88107000	CAP Move-CWIP	UZ	2000000187	9/28/2012	404.49
88107000	CAP Move-CWIP	UZ	2000000185	9/28/2012	2,525.55
88107000	CAP Move-CWIP	UZ	2000000185	9/28/2012	955.79
88107000	CAP Move-CWIP	UZ	2000000185	9/28/2012	2,870.21
88107000	CAP Move-CWIP	UZ	2000000185	9/28/2012	167.04
88107000	CAP Move-CWIP	UZ	2000000183	9/28/2012	27,421.15
88107000	CAP Move-CWIP	UZ	2000000185	9/28/2012	212,091.00
88107000	CAP Move-CWIP	UZ	2000000183	9/28/2012	185.34
88107000	CAP Move-CWIP	UZ	2000000187	9/28/2012	(265.95)
88107000	CAP Move-CWIP	UZ	2000000185	9/28/2012	24,957.15
88257100	CAP Move-RWIP	UZ	2000000187	9/28/2012	25.00
88257100	CAP Move-RWIP	UZ	2000000189	9/28/2012	170.00
88257100	CAP Move-RWIP	UZ	2000000185	9/28/2012	870.25
88257100	CAP Move-RWIP	UZ	2000000185	9/28/2012	231.27
88257100	CAP Move-RWIP	UZ	2000000185	9/28/2012	1,134.67
88257100	CAP Move-RWIP	UZ	2000000185	9/28/2012	429.42
88257100	CAP Move-RWIP	UZ	2000000185	9/28/2012	428.88
88257100	CAP Move-RWIP	UZ	2000000185	9/28/2012	24.96
88257100	CAP Move-RWIP	UZ	2000000183	9/28/2012	4,097.42
88257100	CAP Move-RWIP	UZ	2000000185	9/28/2012	2,773.02
88900000	CAP Move-Settlement	UZ	2000000185	9/28/2012	(8,690.00)
88900000	CAP Move-Settlement	UZ	2000000187	9/28/2012	(940.81)
88900000	CAP Move-Settlement	UZ	2000000187	9/28/2012	(4,935.33)
88900000	CAP Move-Settlement	UZ	2000000189	9/28/2012	(16,005.00)
88900000	CAP Move-Settlement	UZ	2000000187	9/28/2012	(2,500.24)
88900000	CAP Move-Settlement	UZ	2000000189	9/28/2012	(17,000.00)
88900000	CAP Move-Settlement	UZ	2000000185	9/28/2012	(8,436.54)
88900000	CAP Move-Settlement	UZ	2000000185	9/28/2012	(22,556.93)
88900000	CAP Move-Settlement	UZ	2000000185	9/28/2012	(15,335.00)
88900000	CAP Move-Settlement	UZ	2000000189	9/28/2012	(6,339.40)
88900000	CAP Move-Settlement	UZ	2000000185	9/28/2012	(5,627.81)
88900000	CAP Move-Settlement	UZ	2000000185	9/28/2012	(3,715.51)
88900000	CAP Move-Settlement	UZ	2000000185	9/28/2012	(526.61)
88900000	CAP Move-Settlement	UZ	2000000185	9/28/2012	(2,807.24)
88900000	CAP Move-Settlement	UZ	2000000185	9/28/2012	(746.03)
88900000	CAP Move-Settlement	UZ	2000000187	9/28/2012	(404.49)
88900000	CAP Move-Settlement	UZ	2000000185	9/28/2012	(3,660.22)
88900000	CAP Move-Settlement	UZ	2000000185	9/28/2012	(1,385.21)
88900000	CAP Move-Settlement	UZ	2000000185	9/28/2012	(3,299.09)
88900000	CAP Move-Settlement	UZ	2000000185	9/28/2012	(192.00)
88900000	CAP Move-Settlement	UZ	2000000183	9/28/2012	(31,518.57)
88900000	CAP Move-Settlement	UZ	2000000185	9/28/2012	(212,091.00)
88900000	CAP Move-Settlement	UZ	2000000183	9/28/2012	(185.34)

## Kentucky American Water Company

Case No. 2012-00520

Response to PSC DR1, Item 31

Account	Description	Doc Type	Document Number	Posting Date	Amount
88900000	CAP Move-Settlement	UZ	2000000187	9/28/2012	265.95
88900000	CAP Move-Settlement	UZ	2000000185	9/28/2012	(27,730.17)
40112000	Res Sales Unbilled	ZK	4500000001	9/30/2012	(2,700,808.82)
40122000	Com Sales Unbilled	ZK	4500000001	9/30/2012	(1,248,876.59)
40132000	Ind Sales Unbilled	ZK	4500000001	9/30/2012	(117,005.61)
40152000	Publ Auth Unbilled	ZK	4500000001	9/30/2012	(471,164.14)
40161050	Sls/Rsle Billed I/C	SA	100001151	9/30/2012	(978.54)
40161050	Sls/Rsle Billed I/C	SA	100001151	9/30/2012	(1,226.82)
40162000	SalesforRsle Unbilld	ZK	4500000001	9/30/2012	(123,861.74)
40189900	Other Water Revenue	SA	100001234	9/30/2012	640.00
40310250	OthRev-Rent I/C	SA	100001174	9/30/2012	(27,129.22)
40310300	OthRev-CFO	SA	100001155	9/30/2012	73,576.52
40310300	OthRev-CFO	SA	100001155	9/30/2012	27,356.31
40310300	OthRev-CFO	SA	100001155	9/30/2012	36,287.86
40310300	OthRev-CFO	SV	100001200	9/30/2012	(84,411.44)
40310300	OthRev-CFO	SV	100001200	9/30/2012	(31,717.55)
40310300	OthRev-CFO	SV	100001200	9/30/2012	(41,309.63)
40310400	OthRev-NSF Ck Chrg	SA	100001234	9/30/2012	200.00
40310600	OthRev-Usage Data	SA	100001167	9/30/2012	(100.00)
40310600	OthRev-Usage Data	SA	100001167	9/30/2012	(200.00)
40310600	OthRev-Usage Data	SA	100001234	9/30/2012	1,435.00
40319900	OthRev-Misc Svc	SA	100001148	9/30/2012	73,922.00
40319900	OthRev-Misc Svc	SA	100001148	9/30/2012	8,987.00
40319900	OthRev-Misc Svc	SA	100001167	9/30/2012	(1,390.00)
40319900	OthRev-Misc Svc	SA	100001234	9/30/2012	(2,275.00)
50100000	Labor Expense	CF	9300001410	9/30/2012	(63.10)
50100000	Labor Expense	CF	9300001410	9/30/2012	63.10
50100000	Labor Expense	CF	9300001411	9/30/2012	(76.32)
50100000	Labor Expense	CF	9300001411	9/30/2012	76.32
50100000	Labor Expense	CF	9300001414	9/30/2012	797.53
50100000	Labor Expense	CF	9300001414	9/30/2012	(797.53)
50100000	Labor Expense	CF	9300001415	9/30/2012	310.42
50100000	Labor Expense	CF	9300001415	9/30/2012	(310.42)
50100000	Labor Expense	CF	9300001419	9/30/2012	(99.16)
50100000	Labor Expense	CF	9300001419	9/30/2012	99.16
50100000	Labor Expense	CF	9300001428	9/30/2012	(2,141.53)
50100000	Labor Expense	CF	9300001428	9/30/2012	2,141.53
50100000	Labor Expense	CF	9300001433	9/30/2012	1,748.00
50100000	Labor Expense	CF	9300001433	9/30/2012	(1,748.00)
50100000	Labor Expense	CF	9300001435	9/30/2012	(988.16)
50100000	Labor Expense	CF	9300001435	9/30/2012	988.16
50100000	Labor Expense	CF	9300001443	9/30/2012	(838.34)
50100000	Labor Expense	CF	9300001443	9/30/2012	838.34
50100000	Labor Expense	CF	9300001446	9/30/2012	1,025.04
50100000	Labor Expense	CF	9300001446	9/30/2012	(1,025.04)
50100000	Labor Expense	CF	9300001453	9/30/2012	87.02
50100000	Labor Expense	CF	9300001453	9/30/2012	(87.02)
50100000	Labor Expense	CF	9300001477	9/30/2012	(1,080.42)
50100000	Labor Expense	CF	9300001477	9/30/2012	1,080.42
50100000	Labor Expense	CF	9300001492	9/30/2012	1,729.55
50100000	Labor Expense	CF	9300001492	9/30/2012	(1,729.55)
50100000	Labor Expense	CF	9300001511	9/30/2012	(7,555.44)
50100000	Labor Expense	CF	9300001511	9/30/2012	7,555.44

## Kentucky American Water Company

Case No. 2012-00520

Response to PSC DR1, Item 31

Account	Description	Doc Type	Document Number	Posting Date	Amount
50100000	Labor Expense	CF	9300001513	9/30/2012	(86.32)
50100000	Labor Expense	CF	9300001513	9/30/2012	86.32
50100000	Labor Expense	CF	9300001522	9/30/2012	(171.95)
50100000	Labor Expense	CF	9300001522	9/30/2012	171.95
50100000	Labor Expense	CF	9300001523	9/30/2012	(782.03)
50100000	Labor Expense	CF	9300001523	9/30/2012	782.03
50100000	Labor Expense	CF	9300001620	9/30/2012	(2,766.28)
50100000	Labor Expense	CF	9300001620	9/30/2012	2,766.28
50100000	Labor Expense	CF	9300001625	9/30/2012	(9,329.49)
50100000	Labor Expense	CF	9300001625	9/30/2012	9,329.49
50100000	Labor Expense	CF	9300001627	9/30/2012	(2,935.20)
50100000	Labor Expense	CF	9300001627	9/30/2012	2,935.20
50100000	Labor Expense	CF	9300001629	9/30/2012	(2,344.16)
50100000	Labor Expense	CF	9300001629	9/30/2012	2,344.16
50100000	Labor Expense	CF	9300001636	9/30/2012	(2,284.37)
50100000	Labor Expense	CF	9300001636	9/30/2012	2,284.37
50100000	Labor Expense	CF	9300001639	9/30/2012	(3,220.96)
50100000	Labor Expense	CF	9300001639	9/30/2012	3,220.96
50100000	Labor Expense	CF	9300001643	9/30/2012	(648.66)
50100000	Labor Expense	CF	9300001643	9/30/2012	648.66
50100000	Labor Expense	CF	9300001662	9/30/2012	(977.60)
50100000	Labor Expense	CF	9300001662	9/30/2012	977.60
50100000	Labor Expense	CF	9300001673	9/30/2012	(20,006.60)
50100000	Labor Expense	CF	9300001673	9/30/2012	20,006.60
50100000	Labor Expense	CF	9300001693	9/30/2012	(77,421.99)
50100000	Labor Expense	CF	9300001693	9/30/2012	77,421.99
50100000	Labor Expense	CF	9300001695	9/30/2012	(3,453.92)
50100000	Labor Expense	CF	9300001695	9/30/2012	3,453.92
50100000	Labor Expense	CF	9300001703	9/30/2012	(60.08)
50100000	Labor Expense	CF	9300001703	9/30/2012	60.08
50100000	Labor Expense	CF	9300001777	9/30/2012	(5,947.94)
50100000	Labor Expense	CF	9300001777	9/30/2012	5,947.94
50100000	Labor Expense	CS	9300001491	9/30/2012	(43,163.74)
50100000	Labor Expense	CS	9300001672	9/30/2012	(37,994.09)
50100000	Labor Expense	CS	9300001508	9/30/2012	(831.77)
50100000	Labor Expense	CS	9300001690	9/30/2012	(532.32)
50100000	Labor Expense	CS	9300001418	9/30/2012	(6,607.80)
50100000	Labor Expense	CS	9300001619	9/30/2012	(5,764.02)
50100000	Labor Expense	CS	9300001480	9/30/2012	(11,317.69)
50100000	Labor Expense	CS	9300001663	9/30/2012	(8,293.85)
50100000	Labor Expense	CS	9300001442	9/30/2012	(6,539.94)
50100000	Labor Expense	CS	9300001635	9/30/2012	(8,405.44)
50100000	Labor Expense	CS	9300001422	9/30/2012	(192.96)
50100000	Labor Expense	CS	9300001420	9/30/2012	(1,557.63)
50100000	Labor Expense	CS	9300001621	9/30/2012	(64.98)
50100000	Labor Expense	CS	9300001510	9/30/2012	(12,532.50)
50100000	Labor Expense	CS	9300001692	9/30/2012	(13,038.22)
50100000	Labor Expense	CS	9300001445	9/30/2012	(1,488.75)
50100000	Labor Expense	CS	9300001638	9/30/2012	(1,014.37)
50100000	Labor Expense	CS	9300001449	9/30/2012	(1,608.00)
50100000	Labor Expense	CS	9300001640	9/30/2012	(1,286.40)
50100000	Labor Expense	CS	9300001512	9/30/2012	(2,146.81)
50100000	Labor Expense	CS	9300001694	9/30/2012	(2,161.24)



## Kentucky American Water Company

Case No. 2012-00520

Response to PSC DR1, Item 31

Account	Description	Doc Type	Document Number	Posting Date	Amount
50100000	Labor Expense	CS	9300001502	9/30/2012	(991.08)
50100000	Labor Expense	CS	9300001685	9/30/2012	(558.98)
50100000	Labor Expense	CS	9300001483	9/30/2012	(1,872.08)
50100000	Labor Expense	CS	9300001665	9/30/2012	(1,259.36)
50100000	Labor Expense	CS	9300001461	9/30/2012	(18,901.97)
50100000	Labor Expense	CS	9300001647	9/30/2012	(17,873.88)
50100000	Labor Expense	CS	9300001499	9/30/2012	(115.36)
50100000	Labor Expense	CS	9300001682	9/30/2012	(212.60)
50100000	Labor Expense	CS	9300001468	9/30/2012	(86.48)
50100000	Labor Expense	CS	9300001655	9/30/2012	(492.72)
50100000	Labor Expense	CS	9300001472	9/30/2012	(9,364.88)
50100000	Labor Expense	CS	9300001658	9/30/2012	(9,773.75)
50100000	Labor Expense	CS	9300001493	9/30/2012	(6,449.77)
50100000	Labor Expense	CS	9300001674	9/30/2012	(7,203.12)
50100000	Labor Expense	CS	9300001427	9/30/2012	(12,786.74)
50100000	Labor Expense	CS	9300001624	9/30/2012	(11,120.85)
50100000	Labor Expense	CS	9300001476	9/30/2012	(3,624.13)
50100000	Labor Expense	CS	9300001661	9/30/2012	(3,420.72)
50100000	Labor Expense	CS	9300001434	9/30/2012	(5,104.33)
50100000	Labor Expense	CS	9300001628	9/30/2012	(5,661.32)
50100000	Labor Expense	CS	9300001506	9/30/2012	(778.95)
50100000	Labor Expense	CS	9300001688	9/30/2012	(1,038.60)
50100000	Labor Expense	CS	9300001432	9/30/2012	(2,469.40)
50100000	Labor Expense	CS	9300001626	9/30/2012	(1,944.40)
50100000	Labor Expense	CS	9300001455	9/30/2012	(6,093.36)
50100000	Labor Expense	CS	9300001644	9/30/2012	(5,724.81)
50100000	Labor Expense	CS	9300001495	9/30/2012	(786.24)
50100000	Labor Expense	CS	9300001676	9/30/2012	(1,154.79)
50100000	Labor Expense	CS	9300001515	9/30/2012	(1,258.42)
50100000	Labor Expense	CS	9300001696	9/30/2012	(1,278.64)
50100000	Labor Expense	CS	9300001650	9/30/2012	(23.07)
50100000	Labor Expense	CS	9300001678	9/30/2012	(138.42)
50100000	Labor Expense	CS	9300001485	9/30/2012	(3,851.97)
50100000	Labor Expense	CS	9300001667	9/30/2012	(2,273.13)
50100000	Labor Expense	CS	9300001466	9/30/2012	(1,869.04)
50100000	Labor Expense	CS	9300001653	9/30/2012	(812.96)
50100000	Labor Expense	CS	9300001487	9/30/2012	(7,700.14)
50100000	Labor Expense	CS	9300001669	9/30/2012	(8,901.97)
50100000	Labor Expense	CS	9300001497	9/30/2012	(1,198.88)
50100000	Labor Expense	CS	9300001680	9/30/2012	(999.44)
50100000	Labor Expense	CS	9300001517	9/30/2012	(5,935.30)
50100000	Labor Expense	CS	9300001698	9/30/2012	(4,476.03)
50100000	Labor Expense	CS	9300001437	9/30/2012	(109.40)
50100000	Labor Expense	CS	9300001416	9/30/2012	1,107.95
50100001	Labor ExpenseAccrual	CS	9300001491	9/30/2012	52,624.36
50100001	Labor ExpenseAccrual	CS	9300001672	9/30/2012	(47,727.93)
50100001	Labor ExpenseAccrual	CS	9300001508	9/30/2012	880.29
50100001	Labor ExpenseAccrual	CS	9300001690	9/30/2012	(532.32)
50100001	Labor ExpenseAccrual	CS	9300001418	9/30/2012	7,063.30
50100001	Labor ExpenseAccrual	CS	9300001619	9/30/2012	(8,427.77)
50100001	Labor ExpenseAccrual	CS	9300001480	9/30/2012	10,295.94
50100001	Labor ExpenseAccrual	CS	9300001663	9/30/2012	(8,475.97)
50100001	Labor ExpenseAccrual	CS	9300001442	9/30/2012	9,389.65

Kentucky American Water Company  
Case No. 2012-00520  
Response to PSC DR1, Item 31

Account	Description	Doc Type	Document Number	Posting Date	Amount
50100001	Labor ExpenseAccrual	CS	9300001635	9/30/2012	(8,627.48)
50100001	Labor ExpenseAccrual	CS	9300001420	9/30/2012	204.24
50100001	Labor ExpenseAccrual	CS	9300001621	9/30/2012	(64.98)
50100001	Labor ExpenseAccrual	CS	9300001510	9/30/2012	11,279.46
50100001	Labor ExpenseAccrual	CS	9300001692	9/30/2012	(13,552.41)
50100001	Labor ExpenseAccrual	CS	9300001445	9/30/2012	1,866.08
50100001	Labor ExpenseAccrual	CS	9300001638	9/30/2012	(1,014.37)
50100001	Labor ExpenseAccrual	CS	9300001449	9/30/2012	804.00
50100001	Labor ExpenseAccrual	CS	9300001640	9/30/2012	(1,286.40)
50100001	Labor ExpenseAccrual	CS	9300001440	9/30/2012	64.32
50100001	Labor ExpenseAccrual	CS	9300001512	9/30/2012	1,495.88
50100001	Labor ExpenseAccrual	CS	9300001694	9/30/2012	(2,323.17)
50100001	Labor ExpenseAccrual	CS	9300001502	9/30/2012	891.56
50100001	Labor ExpenseAccrual	CS	9300001685	9/30/2012	(558.98)
50100001	Labor ExpenseAccrual	CS	9300001483	9/30/2012	1,845.98
50100001	Labor ExpenseAccrual	CS	9300001665	9/30/2012	(1,319.36)
50100001	Labor ExpenseAccrual	CS	9300001461	9/30/2012	23,128.45
50100001	Labor ExpenseAccrual	CS	9300001647	9/30/2012	(19,795.66)
50100001	Labor ExpenseAccrual	CS	9300001499	9/30/2012	900.55
50100001	Labor ExpenseAccrual	CS	9300001682	9/30/2012	(229.91)
50100001	Labor ExpenseAccrual	CS	9300001468	9/30/2012	268.48
50100001	Labor ExpenseAccrual	CS	9300001655	9/30/2012	(492.72)
50100001	Labor ExpenseAccrual	CS	9300001472	9/30/2012	14,490.59
50100001	Labor ExpenseAccrual	CS	9300001658	9/30/2012	(11,316.80)
50100001	Labor ExpenseAccrual	CS	9300001493	9/30/2012	5,940.62
50100001	Labor ExpenseAccrual	CS	9300001674	9/30/2012	(7,433.43)
50100001	Labor ExpenseAccrual	CS	9300001427	9/30/2012	14,748.48
50100001	Labor ExpenseAccrual	CS	9300001624	9/30/2012	(11,120.85)
50100001	Labor ExpenseAccrual	CS	9300001476	9/30/2012	3,800.80
50100001	Labor ExpenseAccrual	CS	9300001661	9/30/2012	(3,420.72)
50100001	Labor ExpenseAccrual	CS	9300001434	9/30/2012	6,005.94
50100001	Labor ExpenseAccrual	CS	9300001628	9/30/2012	(5,661.32)
50100001	Labor ExpenseAccrual	CS	9300001506	9/30/2012	865.50
50100001	Labor ExpenseAccrual	CS	9300001688	9/30/2012	(1,038.60)
50100001	Labor ExpenseAccrual	CS	9300001432	9/30/2012	2,329.40
50100001	Labor ExpenseAccrual	CS	9300001626	9/30/2012	(1,996.90)
50100001	Labor ExpenseAccrual	CS	9300001504	9/30/2012	84.60
50100001	Labor ExpenseAccrual	CS	9300001455	9/30/2012	6,567.94
50100001	Labor ExpenseAccrual	CS	9300001644	9/30/2012	(6,880.52)
50100001	Labor ExpenseAccrual	CS	9300001495	9/30/2012	835.38
50100001	Labor ExpenseAccrual	CS	9300001676	9/30/2012	(2,403.15)
50100001	Labor ExpenseAccrual	CS	9300001515	9/30/2012	1,080.24
50100001	Labor ExpenseAccrual	CS	9300001696	9/30/2012	(1,610.46)
50100001	Labor ExpenseAccrual	CS	9300001650	9/30/2012	(23.07)
50100001	Labor ExpenseAccrual	CS	9300001678	9/30/2012	(138.42)
50100001	Labor ExpenseAccrual	CS	9300001464	9/30/2012	551.95
50100001	Labor ExpenseAccrual	CS	9300001630	9/30/2012	(276.88)
50100001	Labor ExpenseAccrual	CS	9300001485	9/30/2012	5,841.50
50100001	Labor ExpenseAccrual	CS	9300001667	9/30/2012	(4,781.14)
50100001	Labor ExpenseAccrual	CS	9300001466	9/30/2012	662.44
50100001	Labor ExpenseAccrual	CS	9300001653	9/30/2012	(2,897.66)
50100001	Labor ExpenseAccrual	CS	9300001487	9/30/2012	8,393.64
50100001	Labor ExpenseAccrual	CS	9300001669	9/30/2012	(10,258.09)

Kentucky American Water Company  
Case No. 2012-00520  
Response to PSC DR1, Item 31

Account	Description	Doc Type	Document Number	Posting Date	Amount
50100001	Labor ExpenseAccrual	CS	9300001497	9/30/2012	1,091.84
50100001	Labor ExpenseAccrual	CS	9300001680	9/30/2012	(1,219.91)
50100001	Labor ExpenseAccrual	CS	9300001517	9/30/2012	5,250.06
50100001	Labor ExpenseAccrual	CS	9300001698	9/30/2012	(5,580.24)
50101300	Labor Oper WT	CS	9300001491	9/30/2012	43,163.74
50101300	Labor Oper WT	CS	9300001491	9/30/2012	(52,624.36)
50101300	Labor Oper WT	CS	9300001672	9/30/2012	37,994.09
50101300	Labor Oper WT	CS	9300001672	9/30/2012	47,727.93
50101300	Labor Oper WT	CS	9300001508	9/30/2012	831.77
50101300	Labor Oper WT	CS	9300001508	9/30/2012	(880.29)
50101300	Labor Oper WT	CS	9300001690	9/30/2012	532.32
50101300	Labor Oper WT	CS	9300001690	9/30/2012	532.32
50101300	Labor Oper WT	CS	9300001418	9/30/2012	6,607.80
50101300	Labor Oper WT	CS	9300001418	9/30/2012	(7,063.30)
50101300	Labor Oper WT	CS	9300001619	9/30/2012	5,764.02
50101300	Labor Oper WT	CS	9300001619	9/30/2012	8,427.77
50101305	Labor Oper WT SupEng	CS	9300001480	9/30/2012	11,317.69
50101305	Labor Oper WT SupEng	CS	9300001480	9/30/2012	(10,295.94)
50101305	Labor Oper WT SupEng	CS	9300001663	9/30/2012	8,293.85
50101305	Labor Oper WT SupEng	CS	9300001663	9/30/2012	8,475.97
50101305	Labor Oper WT SupEng	CS	9300001442	9/30/2012	6,539.94
50101305	Labor Oper WT SupEng	CS	9300001442	9/30/2012	(9,389.65)
50101305	Labor Oper WT SupEng	CS	9300001635	9/30/2012	8,405.44
50101305	Labor Oper WT SupEng	CS	9300001635	9/30/2012	8,627.48
50101305	Labor Oper WT SupEng	CS	9300001422	9/30/2012	192.96
50101305	Labor Oper WT SupEng	CS	9300001420	9/30/2012	1,557.63
50101305	Labor Oper WT SupEng	CS	9300001420	9/30/2012	(204.24)
50101305	Labor Oper WT SupEng	CS	9300001621	9/30/2012	64.98
50101305	Labor Oper WT SupEng	CS	9300001621	9/30/2012	64.98
50101400	Labor Oper TD	CS	9300001510	9/30/2012	12,532.50
50101400	Labor Oper TD	CS	9300001510	9/30/2012	(11,279.46)
50101400	Labor Oper TD	CS	9300001692	9/30/2012	13,038.22
50101400	Labor Oper TD	CS	9300001692	9/30/2012	13,552.41
50101400	Labor Oper TD	CS	9300001445	9/30/2012	1,488.75
50101400	Labor Oper TD	CS	9300001445	9/30/2012	(1,866.08)
50101400	Labor Oper TD	CS	9300001638	9/30/2012	1,014.37
50101400	Labor Oper TD	CS	9300001638	9/30/2012	1,014.37
50101405	Labor Oper TD SupEng	CS	9300001449	9/30/2012	1,608.00
50101405	Labor Oper TD SupEng	CS	9300001449	9/30/2012	(804.00)
50101405	Labor Oper TD SupEng	CS	9300001640	9/30/2012	1,286.40
50101405	Labor Oper TD SupEng	CS	9300001640	9/30/2012	1,286.40
50101405	Labor Oper TD SupEng	CS	9300001440	9/30/2012	(64.32)
50101405	Labor Oper TD SupEng	CS	9300001512	9/30/2012	2,146.81
50101405	Labor Oper TD SupEng	CS	9300001512	9/30/2012	(1,495.88)
50101405	Labor Oper TD SupEng	CS	9300001694	9/30/2012	2,161.24
50101405	Labor Oper TD SupEng	CS	9300001694	9/30/2012	2,323.17
50101405	Labor Oper TD SupEng	CS	9300001502	9/30/2012	991.08
50101405	Labor Oper TD SupEng	CS	9300001502	9/30/2012	(891.56)
50101405	Labor Oper TD SupEng	CS	9300001685	9/30/2012	558.98
50101405	Labor Oper TD SupEng	CS	9300001685	9/30/2012	558.98
50101415	Labor Oper TD Lines	CS	9300001483	9/30/2012	1,872.08
50101415	Labor Oper TD Lines	CS	9300001483	9/30/2012	(1,845.98)
50101415	Labor Oper TD Lines	CS	9300001665	9/30/2012	1,259.36

## Kentucky American Water Company

Case No. 2012-00520

Response to PSC DR1, Item 31

Account	Description	Doc Type	Document Number	Posting Date	Amount
50101415	Labor Oper TD Lines	CS	9300001665	9/30/2012	1,319.36
50101420	Labor Oper TD Meter	CS	9300001461	9/30/2012	18,901.97
50101420	Labor Oper TD Meter	CS	9300001461	9/30/2012	(23,128.45)
50101420	Labor Oper TD Meter	CS	9300001647	9/30/2012	17,873.88
50101420	Labor Oper TD Meter	CS	9300001647	9/30/2012	19,795.66
50101500	Labor Oper CA	CS	9300001499	9/30/2012	115.36
50101500	Labor Oper CA	CS	9300001499	9/30/2012	(900.55)
50101500	Labor Oper CA	CS	9300001682	9/30/2012	212.60
50101500	Labor Oper CA	CS	9300001682	9/30/2012	229.91
50101500	Labor Oper CA	CS	9300001468	9/30/2012	86.48
50101500	Labor Oper CA	CS	9300001468	9/30/2012	(268.48)
50101500	Labor Oper CA	CS	9300001655	9/30/2012	492.72
50101500	Labor Oper CA	CS	9300001655	9/30/2012	492.72
50101510	Labor Oper CA MtrRd	CS	9300001472	9/30/2012	9,364.88
50101510	Labor Oper CA MtrRd	CS	9300001472	9/30/2012	(14,490.59)
50101510	Labor Oper CA MtrRd	CS	9300001658	9/30/2012	9,773.75
50101510	Labor Oper CA MtrRd	CS	9300001658	9/30/2012	11,316.80
50101520	Labor Oper CA CstSrv	CS	9300001493	9/30/2012	6,449.77
50101520	Labor Oper CA CstSrv	CS	9300001493	9/30/2012	(5,940.62)
50101520	Labor Oper CA CstSrv	CS	9300001674	9/30/2012	7,203.12
50101520	Labor Oper CA CstSrv	CS	9300001674	9/30/2012	7,433.43
50101600	Labor Oper AG	CS	9300001427	9/30/2012	12,786.74
50101600	Labor Oper AG	CS	9300001427	9/30/2012	(14,748.48)
50101600	Labor Oper AG	CS	9300001624	9/30/2012	11,120.85
50101600	Labor Oper AG	CS	9300001624	9/30/2012	11,120.85
50101600	Labor Oper AG	CS	9300001476	9/30/2012	3,624.13
50101600	Labor Oper AG	CS	9300001476	9/30/2012	(3,800.80)
50101600	Labor Oper AG	CS	9300001661	9/30/2012	3,420.72
50101600	Labor Oper AG	CS	9300001661	9/30/2012	3,420.72
50101600	Labor Oper AG	CS	9300001434	9/30/2012	5,104.33
50101600	Labor Oper AG	CS	9300001434	9/30/2012	(6,005.94)
50101600	Labor Oper AG	CS	9300001628	9/30/2012	5,661.32
50101600	Labor Oper AG	CS	9300001628	9/30/2012	5,661.32
50101600	Labor Oper AG	CS	9300001506	9/30/2012	778.95
50101600	Labor Oper AG	CS	9300001506	9/30/2012	(865.50)
50101600	Labor Oper AG	CS	9300001688	9/30/2012	1,038.60
50101600	Labor Oper AG	CS	9300001688	9/30/2012	1,038.60
50101600	Labor Oper AG	CS	9300001432	9/30/2012	2,469.40
50101600	Labor Oper AG	CS	9300001432	9/30/2012	(2,329.40)
50101600	Labor Oper AG	CS	9300001626	9/30/2012	1,944.40
50101600	Labor Oper AG	CS	9300001626	9/30/2012	1,996.90
50102125	Labor Mnt SS Wells	CS	9300001504	9/30/2012	(84.60)
50102300	Labor Maint WT	CS	9300001455	9/30/2012	6,093.36
50102300	Labor Maint WT	CS	9300001455	9/30/2012	(6,567.94)
50102300	Labor Maint WT	CS	9300001644	9/30/2012	5,724.81
50102300	Labor Maint WT	CS	9300001644	9/30/2012	6,880.52
50102400	Labor Maint TD	CS	9300001495	9/30/2012	786.24
50102400	Labor Maint TD	CS	9300001495	9/30/2012	(835.38)
50102400	Labor Maint TD	CS	9300001676	9/30/2012	1,154.79
50102400	Labor Maint TD	CS	9300001676	9/30/2012	2,403.15
50102400	Labor Maint TD	CS	9300001515	9/30/2012	1,258.42
50102400	Labor Maint TD	CS	9300001515	9/30/2012	(1,080.24)
50102400	Labor Maint TD	CS	9300001696	9/30/2012	1,278.64

Kentucky American Water Company  
Case No. 2012-00520  
Response to PSC DR1, Item 31

Account	Description	Doc Type	Document Number	Posting Date	Amount
50102400	Labor Maint TD	CS	9300001696	9/30/2012	1,610.46
50102410	Labor Mnt TD Str&Imp	CS	9300001650	9/30/2012	23.07
50102410	Labor Mnt TD Str&Imp	CS	9300001650	9/30/2012	23.07
50102410	Labor Mnt TD Str&Imp	CS	9300001678	9/30/2012	138.42
50102410	Labor Mnt TD Str&Imp	CS	9300001678	9/30/2012	138.42
50102415	Labor Mnt TD DistRes	CS	9300001464	9/30/2012	(551.95)
50102420	Labor Mnt TD Mains	CS	9300001630	9/30/2012	276.88
50102420	Labor Mnt TD Mains	CS	9300001485	9/30/2012	3,851.97
50102420	Labor Mnt TD Mains	CS	9300001485	9/30/2012	(5,841.50)
50102420	Labor Mnt TD Mains	CS	9300001667	9/30/2012	2,273.13
50102420	Labor Mnt TD Mains	CS	9300001667	9/30/2012	4,781.14
50102420	Labor Mnt TD Mains	CS	9300001466	9/30/2012	1,869.04
50102420	Labor Mnt TD Mains	CS	9300001466	9/30/2012	(662.44)
50102420	Labor Mnt TD Mains	CS	9300001653	9/30/2012	812.96
50102420	Labor Mnt TD Mains	CS	9300001653	9/30/2012	2,897.66
50102430	Labor Mnt TD Service	CS	9300001487	9/30/2012	7,700.14
50102430	Labor Mnt TD Service	CS	9300001487	9/30/2012	(8,393.64)
50102430	Labor Mnt TD Service	CS	9300001669	9/30/2012	8,901.97
50102430	Labor Mnt TD Service	CS	9300001669	9/30/2012	10,258.09
50102430	Labor Mnt TD Service	CS	9300001497	9/30/2012	1,198.88
50102430	Labor Mnt TD Service	CS	9300001497	9/30/2012	(1,091.84)
50102430	Labor Mnt TD Service	CS	9300001680	9/30/2012	999.44
50102430	Labor Mnt TD Service	CS	9300001680	9/30/2012	1,219.91
50102440	Labor Mnt TD Hydrant	CS	9300001517	9/30/2012	5,935.30
50102440	Labor Mnt TD Hydrant	CS	9300001517	9/30/2012	(5,250.06)
50102440	Labor Mnt TD Hydrant	CS	9300001698	9/30/2012	4,476.03
50102440	Labor Mnt TD Hydrant	CS	9300001698	9/30/2012	5,580.24
50102440	Labor Mnt TD Hydrant	CS	9300001437	9/30/2012	109.40
50109900	Labor Cap Credits	UT	9300001417	9/30/2012	1,363.21
50109900	Labor Cap Credits	UT	9300001617	9/30/2012	(22,416.11)
50109900	Labor Cap Credits	UT	9300001724	9/30/2012	(60.08)
50110000	Labor NS OT -Natural	CS	9300001491	9/30/2012	(8,448.33)
50110000	Labor NS OT -Natural	CS	9300001672	9/30/2012	(6,181.28)
50110000	Labor NS OT -Natural	CS	9300001418	9/30/2012	(1,199.37)
50110000	Labor NS OT -Natural	CS	9300001619	9/30/2012	(1,866.15)
50110000	Labor NS OT -Natural	CS	9300001480	9/30/2012	(202.35)
50110000	Labor NS OT -Natural	CS	9300001663	9/30/2012	(182.12)
50110000	Labor NS OT -Natural	CS	9300001442	9/30/2012	(161.48)
50110000	Labor NS OT -Natural	CS	9300001635	9/30/2012	(222.04)
50110000	Labor NS OT -Natural	CS	9300001510	9/30/2012	(1,298.18)
50110000	Labor NS OT -Natural	CS	9300001692	9/30/2012	(514.19)
50110000	Labor NS OT -Natural	CS	9300001512	9/30/2012	(37.19)
50110000	Labor NS OT -Natural	CS	9300001694	9/30/2012	(161.93)
50110000	Labor NS OT -Natural	CS	9300001483	9/30/2012	(157.29)
50110000	Labor NS OT -Natural	CS	9300001665	9/30/2012	(60.00)
50110000	Labor NS OT -Natural	CS	9300001461	9/30/2012	(2,157.47)
50110000	Labor NS OT -Natural	CS	9300001647	9/30/2012	(1,921.78)
50110000	Labor NS OT -Natural	CS	9300001682	9/30/2012	(17.31)
50110000	Labor NS OT -Natural	CS	9300001472	9/30/2012	(444.79)
50110000	Labor NS OT -Natural	CS	9300001658	9/30/2012	(1,543.05)
50110000	Labor NS OT -Natural	CS	9300001493	9/30/2012	(176.23)
50110000	Labor NS OT -Natural	CS	9300001674	9/30/2012	(230.31)
50110000	Labor NS OT -Natural	CS	9300001626	9/30/2012	(52.50)

## Kentucky American Water Company

Case No. 2012-00520

Response to PSC DR1, Item 31

Account	Description	Doc Type	Document Number	Posting Date	Amount
50110000	Labor NS OT -Natural	CS	9300001455	9/30/2012	(600.15)
50110000	Labor NS OT -Natural	CS	9300001644	9/30/2012	(1,155.71)
50110000	Labor NS OT -Natural	CS	9300001676	9/30/2012	(1,248.36)
50110000	Labor NS OT -Natural	CS	9300001515	9/30/2012	(171.12)
50110000	Labor NS OT -Natural	CS	9300001696	9/30/2012	(331.82)
50110000	Labor NS OT -Natural	CS	9300001630	9/30/2012	(276.88)
50110000	Labor NS OT -Natural	CS	9300001485	9/30/2012	(1,649.40)
50110000	Labor NS OT -Natural	CS	9300001667	9/30/2012	(2,508.01)
50110000	Labor NS OT -Natural	CS	9300001466	9/30/2012	(1,409.58)
50110000	Labor NS OT -Natural	CS	9300001653	9/30/2012	(2,084.70)
50110000	Labor NS OT -Natural	CS	9300001487	9/30/2012	(1,090.65)
50110000	Labor NS OT -Natural	CS	9300001669	9/30/2012	(2,313.37)
50110000	Labor NS OT -Natural	CS	9300001497	9/30/2012	(702.81)
50110000	Labor NS OT -Natural	CS	9300001680	9/30/2012	(220.47)
50110000	Labor NS OT -Natural	CS	9300001517	9/30/2012	(1,178.45)
50110000	Labor NS OT -Natural	CS	9300001698	9/30/2012	(1,104.21)
50111300	LaborOper NS OT WT	CS	9300001491	9/30/2012	8,448.33
50111300	LaborOper NS OT WT	CS	9300001672	9/30/2012	6,181.28
50111300	LaborOper NS OT WT	CS	9300001418	9/30/2012	1,199.37
50111300	LaborOper NS OT WT	CS	9300001619	9/30/2012	1,866.15
50111305	LaborOperNS OT WT SE	CS	9300001480	9/30/2012	202.35
50111305	LaborOperNS OT WT SE	CS	9300001663	9/30/2012	182.12
50111305	LaborOperNS OT WT SE	CS	9300001442	9/30/2012	161.48
50111305	LaborOperNS OT WT SE	CS	9300001635	9/30/2012	222.04
50111400	LaborOper NS OT TD	CS	9300001510	9/30/2012	1,298.18
50111400	LaborOper NS OT TD	CS	9300001692	9/30/2012	514.19
50111405	LaborOperNS OT TD SE	CS	9300001512	9/30/2012	37.19
50111405	LaborOperNS OT TD SE	CS	9300001694	9/30/2012	161.93
50111415	LaborOperNS OT TD Ln	CS	9300001483	9/30/2012	157.29
50111415	LaborOperNS OT TD Ln	CS	9300001665	9/30/2012	60.00
50111420	LaborOperNS OT TD Mt	CS	9300001461	9/30/2012	2,157.47
50111420	LaborOperNS OT TD Mt	CS	9300001647	9/30/2012	1,921.78
50111500	LaborOper NS OT CA	CS	9300001682	9/30/2012	17.31
50111510	LaborOperNS OT CA MR	CS	9300001472	9/30/2012	444.79
50111510	LaborOperNS OT CA MR	CS	9300001658	9/30/2012	1,543.05
50111520	LaborOperNS OT CA CS	CS	9300001493	9/30/2012	176.23
50111520	LaborOperNS OT CA CS	CS	9300001674	9/30/2012	230.31
50111600	LaborOper NS OT AG	CS	9300001626	9/30/2012	52.50
50112300	LaborMaint NS OT WT	CS	9300001455	9/30/2012	600.15
50112300	LaborMaint NS OT WT	CS	9300001644	9/30/2012	1,155.71
50112400	LaborMaint NS OT TD	CS	9300001676	9/30/2012	1,248.36
50112400	LaborMaint NS OT TD	CS	9300001515	9/30/2012	171.12
50112400	LaborMaint NS OT TD	CS	9300001696	9/30/2012	331.82
50112420	LaborMaintNSOT TD Mn	CS	9300001630	9/30/2012	276.88
50112420	LaborMaintNSOT TD Mn	CS	9300001485	9/30/2012	1,649.40
50112420	LaborMaintNSOT TD Mn	CS	9300001667	9/30/2012	2,508.01
50112420	LaborMaintNSOT TD Mn	CS	9300001466	9/30/2012	1,409.58
50112420	LaborMaintNSOT TD Mn	CS	9300001653	9/30/2012	2,084.70
50112430	LaborMaintNSOT TD Sv	CS	9300001487	9/30/2012	1,090.65
50112430	LaborMaintNSOT TD Sv	CS	9300001669	9/30/2012	2,313.37
50112430	LaborMaintNSOT TD Sv	CS	9300001497	9/30/2012	702.81
50112430	LaborMaintNSOT TD Sv	CS	9300001680	9/30/2012	220.47
50112440	LaborMaintNSOT TD Hy	CS	9300001517	9/30/2012	1,178.45

## Kentucky American Water Company

Case No. 2012-00520

Response to PSC DR1, Item 31

Account	Description	Doc Type	Document Number	Posting Date	Amount
50112440	LaborMaintNSOT TD Hy	CS	9300001698	9/30/2012	1,104.21
50119900	LaborNSOT CapCredits	UT	9300001417	9/30/2012	(533.28)
50119900	LaborNSOT CapCredits	UT	9300001617	9/30/2012	(809.23)
50120000	Labor OT - Natural	CS	9300001491	9/30/2012	(4.48)
50120000	Labor OT - Natural	CS	9300001672	9/30/2012	(3,552.56)
50120000	Labor OT - Natural	CS	9300001619	9/30/2012	(797.60)
50121300	LaborOper OT WT	CS	9300001491	9/30/2012	4.48
50121300	LaborOper OT WT	CS	9300001672	9/30/2012	3,552.56
50121300	LaborOper OT WT	CS	9300001619	9/30/2012	797.60
50171000	Annual Incent Plan	CF	9300001412	9/30/2012	(38.84)
50171000	Annual Incent Plan	CF	9300001412	9/30/2012	38.84
50171000	Annual Incent Plan	CF	9300001413	9/30/2012	(15.12)
50171000	Annual Incent Plan	CF	9300001413	9/30/2012	15.12
50171000	Annual Incent Plan	CF	9300001414	9/30/2012	38.84
50171000	Annual Incent Plan	CF	9300001414	9/30/2012	(38.84)
50171000	Annual Incent Plan	CF	9300001415	9/30/2012	15.12
50171000	Annual Incent Plan	CF	9300001415	9/30/2012	(15.12)
50171000	Annual Incent Plan	CF	9300001526	9/30/2012	808.50
50171000	Annual Incent Plan	CF	9300001526	9/30/2012	(808.50)
50171000	Annual Incent Plan	CF	9300001527	9/30/2012	49.49
50171000	Annual Incent Plan	CF	9300001527	9/30/2012	(49.49)
50171000	Annual Incent Plan	CF	9300001528	9/30/2012	4,604.02
50171000	Annual Incent Plan	CF	9300001528	9/30/2012	(4,604.02)
50171000	Annual Incent Plan	CF	9300001529	9/30/2012	72.24
50171000	Annual Incent Plan	CF	9300001529	9/30/2012	(72.24)
50171000	Annual Incent Plan	CF	9300001530	9/30/2012	9.40
50171000	Annual Incent Plan	CF	9300001530	9/30/2012	(9.40)
50171000	Annual Incent Plan	CF	9300001531	9/30/2012	842.80
50171000	Annual Incent Plan	CF	9300001531	9/30/2012	(842.80)
50171000	Annual Incent Plan	CF	9300001532	9/30/2012	866.45
50171000	Annual Incent Plan	CF	9300001532	9/30/2012	(866.45)
50171000	Annual Incent Plan	CF	9300001533	9/30/2012	187.36
50171000	Annual Incent Plan	CF	9300001533	9/30/2012	(187.36)
50171000	Annual Incent Plan	CF	9300001534	9/30/2012	5,494.39
50171000	Annual Incent Plan	CF	9300001534	9/30/2012	(5,494.39)
50171000	Annual Incent Plan	CF	9300001535	9/30/2012	59.29
50171000	Annual Incent Plan	CF	9300001535	9/30/2012	(59.29)
50171000	Annual Incent Plan	CF	9300001536	9/30/2012	422.50
50171000	Annual Incent Plan	CF	9300001536	9/30/2012	(422.50)
50171000	Annual Incent Plan	CF	9300001537	9/30/2012	(3.13)
50171000	Annual Incent Plan	CF	9300001537	9/30/2012	3.13
50171000	Annual Incent Plan	CF	9300001538	9/30/2012	164.45
50171000	Annual Incent Plan	CF	9300001538	9/30/2012	(164.45)
50171000	Annual Incent Plan	CF	9300001539	9/30/2012	126.85
50171000	Annual Incent Plan	CF	9300001539	9/30/2012	(126.85)
50171000	Annual Incent Plan	CF	9300001540	9/30/2012	1,628.68
50171000	Annual Incent Plan	CF	9300001540	9/30/2012	(1,628.68)
50171000	Annual Incent Plan	CF	9300001541	9/30/2012	39.13
50171000	Annual Incent Plan	CF	9300001541	9/30/2012	(39.13)
50171000	Annual Incent Plan	CF	9300001542	9/30/2012	(16.69)
50171000	Annual Incent Plan	CF	9300001542	9/30/2012	16.69
50171000	Annual Incent Plan	CF	9300001543	9/30/2012	777.49
50171000	Annual Incent Plan	CF	9300001543	9/30/2012	(777.49)

## Kentucky American Water Company

Case No. 2012-00520

Response to PSC DR1, Item 31

Account	Description	Doc Type	Document Number	Posting Date	Amount
50171000	Annual Incent Plan	CF	9300001544	9/30/2012	737.60
50171000	Annual Incent Plan	CF	9300001544	9/30/2012	(737.60)
50171000	Annual Incent Plan	CF	9300001545	9/30/2012	256.58
50171000	Annual Incent Plan	CF	9300001545	9/30/2012	(256.58)
50171000	Annual Incent Plan	CF	9300001546	9/30/2012	96.94
50171000	Annual Incent Plan	CF	9300001546	9/30/2012	(96.94)
50171000	Annual Incent Plan	CF	9300001547	9/30/2012	669.79
50171000	Annual Incent Plan	CF	9300001547	9/30/2012	(669.79)
50171000	Annual Incent Plan	CF	9300001548	9/30/2012	424.80
50171000	Annual Incent Plan	CF	9300001548	9/30/2012	(424.80)
50171000	Annual Incent Plan	CF	9300001549	9/30/2012	27.35
50171000	Annual Incent Plan	CF	9300001549	9/30/2012	(27.35)
50171000	Annual Incent Plan	CF	9300001550	9/30/2012	1,546.27
50171000	Annual Incent Plan	CF	9300001550	9/30/2012	(1,546.27)
50171000	Annual Incent Plan	CF	9300001551	9/30/2012	(4.12)
50171000	Annual Incent Plan	CF	9300001551	9/30/2012	4.12
50171000	Annual Incent Plan	CF	9300001552	9/30/2012	590.77
50171000	Annual Incent Plan	CF	9300001552	9/30/2012	(590.77)
50171000	Annual Incent Plan	CF	9300001553	9/30/2012	149.38
50171000	Annual Incent Plan	CF	9300001553	9/30/2012	(149.38)
50171000	Annual Incent Plan	CF	9300001554	9/30/2012	170.88
50171000	Annual Incent Plan	CF	9300001554	9/30/2012	(170.88)
50171000	Annual Incent Plan	CF	9300001555	9/30/2012	13.48
50171000	Annual Incent Plan	CF	9300001555	9/30/2012	(13.48)
50171000	Annual Incent Plan	CF	9300001556	9/30/2012	2.25
50171000	Annual Incent Plan	CF	9300001556	9/30/2012	(2.25)
50171000	Annual Incent Plan	CF	9300001557	9/30/2012	(26.88)
50171000	Annual Incent Plan	CF	9300001557	9/30/2012	26.88
50171000	Annual Incent Plan	CF	9300001558	9/30/2012	239.47
50171000	Annual Incent Plan	CF	9300001558	9/30/2012	(239.47)
50171000	Annual Incent Plan	CF	9300001559	9/30/2012	246.65
50171000	Annual Incent Plan	CF	9300001559	9/30/2012	(246.65)
50171000	Annual Incent Plan	CF	9300001560	9/30/2012	13.48
50171000	Annual Incent Plan	CF	9300001560	9/30/2012	(13.48)
50171000	Annual Incent Plan	CF	9300001561	9/30/2012	113.30
50171000	Annual Incent Plan	CF	9300001561	9/30/2012	(113.30)
50171000	Annual Incent Plan	CF	9300001562	9/30/2012	899.32
50171000	Annual Incent Plan	CF	9300001562	9/30/2012	(899.32)
50171000	Annual Incent Plan	CF	9300001563	9/30/2012	5.33
50171000	Annual Incent Plan	CF	9300001563	9/30/2012	(5.33)
50171000	Annual Incent Plan	CF	9300001564	9/30/2012	523.11
50171000	Annual Incent Plan	CF	9300001564	9/30/2012	(523.11)
50171000	Annual Incent Plan	CF	9300001620	9/30/2012	(808.50)
50171000	Annual Incent Plan	CF	9300001620	9/30/2012	808.50
50171000	Annual Incent Plan	CF	9300001622	9/30/2012	(72.24)
50171000	Annual Incent Plan	CF	9300001622	9/30/2012	72.24
50171000	Annual Incent Plan	CF	9300001623	9/30/2012	(9.40)
50171000	Annual Incent Plan	CF	9300001623	9/30/2012	9.40
50171000	Annual Incent Plan	CF	9300001625	9/30/2012	(1,546.27)
50171000	Annual Incent Plan	CF	9300001625	9/30/2012	1,546.27
50171000	Annual Incent Plan	CF	9300001627	9/30/2012	(256.58)
50171000	Annual Incent Plan	CF	9300001627	9/30/2012	256.58
50171000	Annual Incent Plan	CF	9300001629	9/30/2012	(669.79)



## Kentucky American Water Company

Case No. 2012-00520

Response to PSC DR1, Item 31

Account	Description	Doc Type	Document Number	Posting Date	Amount
50171000	Annual Incent Plan	CF	9300001629	9/30/2012	669.79
50171000	Annual Incent Plan	CF	9300001631	9/30/2012	(13.48)
50171000	Annual Incent Plan	CF	9300001631	9/30/2012	13.48
50171000	Annual Incent Plan	CF	9300001632	9/30/2012	(5.33)
50171000	Annual Incent Plan	CF	9300001632	9/30/2012	5.33
50171000	Annual Incent Plan	CF	9300001634	9/30/2012	3.13
50171000	Annual Incent Plan	CF	9300001634	9/30/2012	(3.13)
50171000	Annual Incent Plan	CF	9300001636	9/30/2012	(842.80)
50171000	Annual Incent Plan	CF	9300001636	9/30/2012	842.80
50171000	Annual Incent Plan	CF	9300001639	9/30/2012	(187.36)
50171000	Annual Incent Plan	CF	9300001639	9/30/2012	187.36
50171000	Annual Incent Plan	CF	9300001641	9/30/2012	(164.45)
50171000	Annual Incent Plan	CF	9300001641	9/30/2012	164.45
50171000	Annual Incent Plan	CF	9300001643	9/30/2012	(27.35)
50171000	Annual Incent Plan	CF	9300001643	9/30/2012	27.35
50171000	Annual Incent Plan	CF	9300001645	9/30/2012	(590.77)
50171000	Annual Incent Plan	CF	9300001645	9/30/2012	590.77
50171000	Annual Incent Plan	CF	9300001648	9/30/2012	(1,628.68)
50171000	Annual Incent Plan	CF	9300001648	9/30/2012	1,628.68
50171000	Annual Incent Plan	CF	9300001651	9/30/2012	(2.25)
50171000	Annual Incent Plan	CF	9300001651	9/30/2012	2.25
50171000	Annual Incent Plan	CF	9300001652	9/30/2012	26.88
50171000	Annual Incent Plan	CF	9300001652	9/30/2012	(26.88)
50171000	Annual Incent Plan	CF	9300001654	9/30/2012	(239.47)
50171000	Annual Incent Plan	CF	9300001654	9/30/2012	239.47
50171000	Annual Incent Plan	CF	9300001656	9/30/2012	(39.13)
50171000	Annual Incent Plan	CF	9300001656	9/30/2012	39.13
50171000	Annual Incent Plan	CF	9300001659	9/30/2012	(777.49)
50171000	Annual Incent Plan	CF	9300001659	9/30/2012	777.49
50171000	Annual Incent Plan	CF	9300001662	9/30/2012	(424.80)
50171000	Annual Incent Plan	CF	9300001662	9/30/2012	424.80
50171000	Annual Incent Plan	CF	9300001664	9/30/2012	(866.45)
50171000	Annual Incent Plan	CF	9300001664	9/30/2012	866.45
50171000	Annual Incent Plan	CF	9300001666	9/30/2012	(126.85)
50171000	Annual Incent Plan	CF	9300001666	9/30/2012	126.85
50171000	Annual Incent Plan	CF	9300001668	9/30/2012	(246.65)
50171000	Annual Incent Plan	CF	9300001668	9/30/2012	246.65
50171000	Annual Incent Plan	CF	9300001670	9/30/2012	(899.32)
50171000	Annual Incent Plan	CF	9300001670	9/30/2012	899.32
50171000	Annual Incent Plan	CF	9300001673	9/30/2012	(4,604.02)
50171000	Annual Incent Plan	CF	9300001673	9/30/2012	4,604.02
50171000	Annual Incent Plan	CF	9300001675	9/30/2012	(737.60)
50171000	Annual Incent Plan	CF	9300001675	9/30/2012	737.60
50171000	Annual Incent Plan	CF	9300001677	9/30/2012	(170.88)
50171000	Annual Incent Plan	CF	9300001677	9/30/2012	170.88
50171000	Annual Incent Plan	CF	9300001679	9/30/2012	(13.48)
50171000	Annual Incent Plan	CF	9300001679	9/30/2012	13.48
50171000	Annual Incent Plan	CF	9300001681	9/30/2012	(113.30)
50171000	Annual Incent Plan	CF	9300001681	9/30/2012	113.30
50171000	Annual Incent Plan	CF	9300001683	9/30/2012	16.69
50171000	Annual Incent Plan	CF	9300001683	9/30/2012	(16.69)
50171000	Annual Incent Plan	CF	9300001686	9/30/2012	(59.29)
50171000	Annual Incent Plan	CF	9300001686	9/30/2012	59.29

Kentucky American Water Company

Case No. 2012-00520

Response to PSC DR1, Item 31

Account	Description	Doc Type	Document Number	Posting Date	Amount
50171000	Annual Incent Plan	CF	9300001687	9/30/2012	4.12
50171000	Annual Incent Plan	CF	9300001687	9/30/2012	(4.12)
50171000	Annual Incent Plan	CF	9300001689	9/30/2012	(96.94)
50171000	Annual Incent Plan	CF	9300001689	9/30/2012	96.94
50171000	Annual Incent Plan	CF	9300001691	9/30/2012	(49.49)
50171000	Annual Incent Plan	CF	9300001691	9/30/2012	49.49
50171000	Annual Incent Plan	CF	9300001693	9/30/2012	(5,494.39)
50171000	Annual Incent Plan	CF	9300001693	9/30/2012	5,494.39
50171000	Annual Incent Plan	CF	9300001695	9/30/2012	(422.50)
50171000	Annual Incent Plan	CF	9300001695	9/30/2012	422.50
50171000	Annual Incent Plan	CF	9300001697	9/30/2012	(149.38)
50171000	Annual Incent Plan	CF	9300001697	9/30/2012	149.38
50171000	Annual Incent Plan	CF	9300001699	9/30/2012	(523.11)
50171000	Annual Incent Plan	CF	9300001699	9/30/2012	523.11
50171000	Annual Incent Plan	CF	9300001704	9/30/2012	289.66
50171000	Annual Incent Plan	CF	9300001704	9/30/2012	(289.66)
50171000	Annual Incent Plan	CF	9300001777	9/30/2012	(289.66)
50171000	Annual Incent Plan	CF	9300001777	9/30/2012	289.66
50171000	Annual Incent Plan	CF	9300001821	9/30/2012	38.84
50171000	Annual Incent Plan	CF	9300001821	9/30/2012	(38.84)
50171000	Annual Incent Plan	CF	9300001822	9/30/2012	15.12
50171000	Annual Incent Plan	CF	9300001822	9/30/2012	(15.12)
50171000	Annual Incent Plan	CF	9300001823	9/30/2012	(38.84)
50171000	Annual Incent Plan	CF	9300001823	9/30/2012	38.84
50171000	Annual Incent Plan	CF	9300001824	9/30/2012	(15.12)
50171000	Annual Incent Plan	CF	9300001824	9/30/2012	15.12
50171000	Annual Incent Plan	CF	9300002703	9/30/2012	991.90
50171000	Annual Incent Plan	CF	9300002703	9/30/2012	246.09
50171000	Annual Incent Plan	CF	9300002703	9/30/2012	21.07
50171000	Annual Incent Plan	CF	9300002703	9/30/2012	(1,364.03)
50171000	Annual Incent Plan	CF	9300002703	9/30/2012	(9,185.51)
50171000	Annual Incent Plan	CF	9300002703	9/30/2012	(991.90)
50171000	Annual Incent Plan	CF	9300002703	9/30/2012	(246.09)
50171000	Annual Incent Plan	CF	9300002703	9/30/2012	(21.07)
50171000	Annual Incent Plan	CF	9300002703	9/30/2012	1,364.03
50171000	Annual Incent Plan	CF	9300002703	9/30/2012	9,185.51
50171000	Annual Incent Plan	CF	9300002706	9/30/2012	412.97
50171000	Annual Incent Plan	CF	9300002706	9/30/2012	(412.97)
50171000	Annual Incent Plan	CF	9300002707	9/30/2012	36.90
50171000	Annual Incent Plan	CF	9300002707	9/30/2012	(36.90)
50171000	Annual Incent Plan	CF	9300002708	9/30/2012	4.80
50171000	Annual Incent Plan	CF	9300002708	9/30/2012	(4.80)
50171000	Annual Incent Plan	CF	9300002709	9/30/2012	789.81
50171000	Annual Incent Plan	CF	9300002709	9/30/2012	(789.81)
50171000	Annual Incent Plan	CF	9300002712	9/30/2012	131.06
50171000	Annual Incent Plan	CF	9300002712	9/30/2012	(131.06)
50171000	Annual Incent Plan	CF	9300002713	9/30/2012	342.12
50171000	Annual Incent Plan	CF	9300002713	9/30/2012	(342.12)
50171000	Annual Incent Plan	CF	9300002714	9/30/2012	6.89
50171000	Annual Incent Plan	CF	9300002714	9/30/2012	(6.89)
50171000	Annual Incent Plan	CF	9300002715	9/30/2012	2.72
50171000	Annual Incent Plan	CF	9300002715	9/30/2012	(2.72)
50171000	Annual Incent Plan	CF	9300002717	9/30/2012	(1.60)

## Kentucky American Water Company

Case No. 2012-00520

Response to PSC DR1, Item 31

Account	Description	Doc Type	Document Number	Posting Date	Amount
50171000	Annual Incent Plan	CF	9300002717	9/30/2012	1.60
50171000	Annual Incent Plan	CF	9300002718	9/30/2012	430.49
50171000	Annual Incent Plan	CF	9300002718	9/30/2012	(430.49)
50171000	Annual Incent Plan	CF	9300002720	9/30/2012	95.70
50171000	Annual Incent Plan	CF	9300002720	9/30/2012	(95.70)
50171000	Annual Incent Plan	CF	9300002724	9/30/2012	84.00
50171000	Annual Incent Plan	CF	9300002724	9/30/2012	(84.00)
50171000	Annual Incent Plan	CF	9300002726	9/30/2012	13.97
50171000	Annual Incent Plan	CF	9300002726	9/30/2012	(13.97)
50171000	Annual Incent Plan	CF	9300002727	9/30/2012	301.75
50171000	Annual Incent Plan	CF	9300002727	9/30/2012	(301.75)
50171000	Annual Incent Plan	CF	9300002729	9/30/2012	831.90
50171000	Annual Incent Plan	CF	9300002729	9/30/2012	(831.90)
50171000	Annual Incent Plan	CF	9300002730	9/30/2012	1.15
50171000	Annual Incent Plan	CF	9300002730	9/30/2012	(1.15)
50171000	Annual Incent Plan	CF	9300002731	9/30/2012	(13.73)
50171000	Annual Incent Plan	CF	9300002731	9/30/2012	13.73
50171000	Annual Incent Plan	CF	9300002732	9/30/2012	122.32
50171000	Annual Incent Plan	CF	9300002732	9/30/2012	(122.32)
50171000	Annual Incent Plan	CF	9300002733	9/30/2012	19.99
50171000	Annual Incent Plan	CF	9300002733	9/30/2012	(19.99)
50171000	Annual Incent Plan	CF	9300002734	9/30/2012	397.13
50171000	Annual Incent Plan	CF	9300002734	9/30/2012	(397.13)
50171000	Annual Incent Plan	CF	9300002736	9/30/2012	216.98
50171000	Annual Incent Plan	CF	9300002736	9/30/2012	(216.98)
50171000	Annual Incent Plan	CF	9300002737	9/30/2012	442.57
50171000	Annual Incent Plan	CF	9300002737	9/30/2012	(442.57)
50171000	Annual Incent Plan	CF	9300002738	9/30/2012	64.79
50171000	Annual Incent Plan	CF	9300002738	9/30/2012	(64.79)
50171000	Annual Incent Plan	CF	9300002739	9/30/2012	125.98
50171000	Annual Incent Plan	CF	9300002739	9/30/2012	(125.98)
50171000	Annual Incent Plan	CF	9300002740	9/30/2012	459.36
50171000	Annual Incent Plan	CF	9300002740	9/30/2012	(459.36)
50171000	Annual Incent Plan	CF	9300002742	9/30/2012	2,351.65
50171000	Annual Incent Plan	CF	9300002742	9/30/2012	(2,351.65)
50171000	Annual Incent Plan	CF	9300002743	9/30/2012	376.75
50171000	Annual Incent Plan	CF	9300002743	9/30/2012	(376.75)
50171000	Annual Incent Plan	CF	9300002744	9/30/2012	87.28
50171000	Annual Incent Plan	CF	9300002744	9/30/2012	(87.28)
50171000	Annual Incent Plan	CF	9300002745	9/30/2012	6.89
50171000	Annual Incent Plan	CF	9300002745	9/30/2012	(6.89)
50171000	Annual Incent Plan	CF	9300002746	9/30/2012	57.87
50171000	Annual Incent Plan	CF	9300002746	9/30/2012	(57.87)
50171000	Annual Incent Plan	CF	9300002747	9/30/2012	(8.52)
50171000	Annual Incent Plan	CF	9300002747	9/30/2012	8.52
50171000	Annual Incent Plan	CF	9300002748	9/30/2012	30.28
50171000	Annual Incent Plan	CF	9300002748	9/30/2012	(30.28)
50171000	Annual Incent Plan	CF	9300002749	9/30/2012	(2.10)
50171000	Annual Incent Plan	CF	9300002749	9/30/2012	2.10
50171000	Annual Incent Plan	CF	9300002750	9/30/2012	49.52
50171000	Annual Incent Plan	CF	9300002750	9/30/2012	(49.52)
50171000	Annual Incent Plan	CF	9300002751	9/30/2012	25.28
50171000	Annual Incent Plan	CF	9300002751	9/30/2012	(25.28)

## Kentucky American Water Company

Case No. 2012-00520

Response to PSC DR1, Item 31

Account	Description	Doc Type	Document Number	Posting Date	Amount
50171000	Annual Incent Plan	CF	9300002753	9/30/2012	2,954.38
50171000	Annual Incent Plan	CF	9300002753	9/30/2012	(2,954.38)
50171000	Annual Incent Plan	CF	9300002754	9/30/2012	215.81
50171000	Annual Incent Plan	CF	9300002754	9/30/2012	(215.81)
50171000	Annual Incent Plan	CF	9300002755	9/30/2012	76.30
50171000	Annual Incent Plan	CF	9300002755	9/30/2012	(76.30)
50171000	Annual Incent Plan	CF	9300002756	9/30/2012	267.19
50171000	Annual Incent Plan	CF	9300002756	9/30/2012	(267.19)
50171100	AIP Cap Credits	CS	9300001416	9/30/2012	53.96
50171100	AIP Cap Credits	CS	9300001825	9/30/2012	(53.96)
50171600	Comp Exp-Options	SA	100001150	9/30/2012	2,095.00
50171800	Comp Exp-RSU's	SA	100001150	9/30/2012	11,526.00
50185000	Severance	CF	9300001779	9/30/2012	(11,914.88)
50185000	Severance	CF	9300001779	9/30/2012	11,914.88
50421000	401k Expense	CF	9300001410	9/30/2012	(1.72)
50421000	401k Expense	CF	9300001410	9/30/2012	1.72
50421000	401k Expense	CF	9300001411	9/30/2012	(0.25)
50421000	401k Expense	CF	9300001411	9/30/2012	0.25
50421000	401k Expense	CF	9300001419	9/30/2012	(23.06)
50421000	401k Expense	CF	9300001419	9/30/2012	23.06
50421000	401k Expense	CF	9300001421	9/30/2012	(32.98)
50421000	401k Expense	CF	9300001421	9/30/2012	32.98
50421000	401k Expense	CF	9300001428	9/30/2012	(4.77)
50421000	401k Expense	CF	9300001428	9/30/2012	4.77
50421000	401k Expense	CF	9300001433	9/30/2012	64.30
50421000	401k Expense	CF	9300001433	9/30/2012	(64.30)
50421000	401k Expense	CF	9300001435	9/30/2012	5.12
50421000	401k Expense	CF	9300001435	9/30/2012	(5.12)
50421000	401k Expense	CF	9300001443	9/30/2012	54.28
50421000	401k Expense	CF	9300001443	9/30/2012	(54.28)
50421000	401k Expense	CF	9300001446	9/30/2012	10.93
50421000	401k Expense	CF	9300001446	9/30/2012	(10.93)
50421000	401k Expense	CF	9300001450	9/30/2012	(32.10)
50421000	401k Expense	CF	9300001450	9/30/2012	32.10
50421000	401k Expense	CF	9300001453	9/30/2012	0.98
50421000	401k Expense	CF	9300001453	9/30/2012	(0.98)
50421000	401k Expense	CF	9300001456	9/30/2012	0.01
50421000	401k Expense	CF	9300001456	9/30/2012	(0.01)
50421000	401k Expense	CF	9300001462	9/30/2012	65.53
50421000	401k Expense	CF	9300001462	9/30/2012	(65.53)
50421000	401k Expense	CF	9300001467	9/30/2012	(22.46)
50421000	401k Expense	CF	9300001467	9/30/2012	22.46
50421000	401k Expense	CF	9300001469	9/30/2012	(2.16)
50421000	401k Expense	CF	9300001469	9/30/2012	2.16
50421000	401k Expense	CF	9300001473	9/30/2012	69.58
50421000	401k Expense	CF	9300001473	9/30/2012	(69.58)
50421000	401k Expense	CF	9300001477	9/30/2012	(22.60)
50421000	401k Expense	CF	9300001477	9/30/2012	22.60
50421000	401k Expense	CF	9300001481	9/30/2012	(15.72)
50421000	401k Expense	CF	9300001481	9/30/2012	15.72
50421000	401k Expense	CF	9300001484	9/30/2012	(0.27)
50421000	401k Expense	CF	9300001484	9/30/2012	0.27
50421000	401k Expense	CF	9300001486	9/30/2012	29.51

## Kentucky American Water Company

Case No. 2012-00520

Response to PSC DR1, Item 31

Account	Description	Doc Type	Document Number	Posting Date	Amount
50421000	401k Expense	CF	9300001486	9/30/2012	(29.51)
50421000	401k Expense	CF	9300001488	9/30/2012	5.72
50421000	401k Expense	CF	9300001488	9/30/2012	(5.72)
50421000	401k Expense	CF	9300001492	9/30/2012	50.51
50421000	401k Expense	CF	9300001492	9/30/2012	(50.51)
50421000	401k Expense	CF	9300001494	9/30/2012	(45.67)
50421000	401k Expense	CF	9300001494	9/30/2012	45.67
50421000	401k Expense	CF	9300001498	9/30/2012	2.70
50421000	401k Expense	CF	9300001498	9/30/2012	(2.70)
50421000	401k Expense	CF	9300001500	9/30/2012	31.14
50421000	401k Expense	CF	9300001500	9/30/2012	(31.14)
50421000	401k Expense	CF	9300001503	9/30/2012	(10.03)
50421000	401k Expense	CF	9300001503	9/30/2012	10.03
50421000	401k Expense	CF	9300001507	9/30/2012	3.45
50421000	401k Expense	CF	9300001507	9/30/2012	(3.45)
50421000	401k Expense	CF	9300001511	9/30/2012	(64.87)
50421000	401k Expense	CF	9300001511	9/30/2012	64.87
50421000	401k Expense	CF	9300001513	9/30/2012	(23.32)
50421000	401k Expense	CF	9300001513	9/30/2012	23.32
50421000	401k Expense	CF	9300001516	9/30/2012	6.05
50421000	401k Expense	CF	9300001516	9/30/2012	(6.05)
50421000	401k Expense	CF	9300001518	9/30/2012	(58.03)
50421000	401k Expense	CF	9300001518	9/30/2012	58.03
50421000	401k Expense	CF	9300001522	9/30/2012	(4.64)
50421000	401k Expense	CF	9300001522	9/30/2012	4.64
50421000	401k Expense	CF	9300001523	9/30/2012	(13.54)
50421000	401k Expense	CF	9300001523	9/30/2012	13.54
50421000	401k Expense	CF	9300001620	9/30/2012	(244.88)
50421000	401k Expense	CF	9300001620	9/30/2012	244.88
50421000	401k Expense	CF	9300001622	9/30/2012	(5.20)
50421000	401k Expense	CF	9300001622	9/30/2012	5.20
50421000	401k Expense	CF	9300001625	9/30/2012	(860.79)
50421000	401k Expense	CF	9300001625	9/30/2012	860.79
50421000	401k Expense	CF	9300001627	9/30/2012	(192.50)
50421000	401k Expense	CF	9300001627	9/30/2012	192.50
50421000	401k Expense	CF	9300001629	9/30/2012	(328.26)
50421000	401k Expense	CF	9300001629	9/30/2012	328.26
50421000	401k Expense	CF	9300001636	9/30/2012	(527.76)
50421000	401k Expense	CF	9300001636	9/30/2012	527.76
50421000	401k Expense	CF	9300001639	9/30/2012	(57.86)
50421000	401k Expense	CF	9300001639	9/30/2012	57.86
50421000	401k Expense	CF	9300001641	9/30/2012	(102.80)
50421000	401k Expense	CF	9300001641	9/30/2012	102.80
50421000	401k Expense	CF	9300001643	9/30/2012	(18.31)
50421000	401k Expense	CF	9300001643	9/30/2012	18.31
50421000	401k Expense	CF	9300001645	9/30/2012	(167.10)
50421000	401k Expense	CF	9300001645	9/30/2012	167.10
50421000	401k Expense	CF	9300001648	9/30/2012	(764.56)
50421000	401k Expense	CF	9300001648	9/30/2012	764.56
50421000	401k Expense	CF	9300001651	9/30/2012	(1.84)
50421000	401k Expense	CF	9300001651	9/30/2012	1.84
50421000	401k Expense	CF	9300001654	9/30/2012	(36.28)
50421000	401k Expense	CF	9300001654	9/30/2012	36.28

## Kentucky American Water Company

Case No. 2012-00520

Response to PSC DR1, Item 31

Account	Description	Doc Type	Document Number	Posting Date	Amount
50421000	401k Expense	CF	9300001659	9/30/2012	(118.12)
50421000	401k Expense	CF	9300001659	9/30/2012	118.12
50421000	401k Expense	CF	9300001662	9/30/2012	(59.84)
50421000	401k Expense	CF	9300001662	9/30/2012	59.84
50421000	401k Expense	CF	9300001664	9/30/2012	(599.84)
50421000	401k Expense	CF	9300001664	9/30/2012	599.84
50421000	401k Expense	CF	9300001668	9/30/2012	(217.86)
50421000	401k Expense	CF	9300001668	9/30/2012	217.86
50421000	401k Expense	CF	9300001670	9/30/2012	(507.50)
50421000	401k Expense	CF	9300001670	9/30/2012	507.50
50421000	401k Expense	CF	9300001673	9/30/2012	(1,432.40)
50421000	401k Expense	CF	9300001673	9/30/2012	1,432.40
50421000	401k Expense	CF	9300001675	9/30/2012	(373.58)
50421000	401k Expense	CF	9300001675	9/30/2012	373.58
50421000	401k Expense	CF	9300001679	9/30/2012	(11.08)
50421000	401k Expense	CF	9300001679	9/30/2012	11.08
50421000	401k Expense	CF	9300001681	9/30/2012	(17.82)
50421000	401k Expense	CF	9300001681	9/30/2012	17.82
50421000	401k Expense	CF	9300001683	9/30/2012	(9.68)
50421000	401k Expense	CF	9300001683	9/30/2012	9.68
50421000	401k Expense	CF	9300001686	9/30/2012	(25.76)
50421000	401k Expense	CF	9300001686	9/30/2012	25.76
50421000	401k Expense	CF	9300001689	9/30/2012	(83.14)
50421000	401k Expense	CF	9300001689	9/30/2012	83.14
50421000	401k Expense	CF	9300001691	9/30/2012	(26.58)
50421000	401k Expense	CF	9300001691	9/30/2012	26.58
50421000	401k Expense	CF	9300001693	9/30/2012	(2,019.78)
50421000	401k Expense	CF	9300001693	9/30/2012	2,019.78
50421000	401k Expense	CF	9300001695	9/30/2012	(125.18)
50421000	401k Expense	CF	9300001695	9/30/2012	125.18
50421000	401k Expense	CF	9300001697	9/30/2012	(95.62)
50421000	401k Expense	CF	9300001697	9/30/2012	95.62
50421000	401k Expense	CF	9300001699	9/30/2012	(238.24)
50421000	401k Expense	CF	9300001699	9/30/2012	238.24
50421100	401k Exp Cap Credits	UT	9300001417	9/30/2012	57.21
50421100	401k Exp Cap Credits	UT	9300001617	9/30/2012	(713.04)
50422000	DCP Expense	CF	9300001410	9/30/2012	(0.73)
50422000	DCP Expense	CF	9300001410	9/30/2012	0.73
50422000	DCP Expense	CF	9300001411	9/30/2012	(2.04)
50422000	DCP Expense	CF	9300001411	9/30/2012	2.04
50422000	DCP Expense	CF	9300001419	9/30/2012	(15.30)
50422000	DCP Expense	CF	9300001419	9/30/2012	15.30
50422000	DCP Expense	CF	9300001421	9/30/2012	10.72
50422000	DCP Expense	CF	9300001421	9/30/2012	(10.72)
50422000	DCP Expense	CF	9300001423	9/30/2012	(10.13)
50422000	DCP Expense	CF	9300001423	9/30/2012	10.13
50422000	DCP Expense	CF	9300001428	9/30/2012	(0.72)
50422000	DCP Expense	CF	9300001428	9/30/2012	0.72
50422000	DCP Expense	CF	9300001433	9/30/2012	84.40
50422000	DCP Expense	CF	9300001433	9/30/2012	(84.40)
50422000	DCP Expense	CF	9300001435	9/30/2012	(4.55)
50422000	DCP Expense	CF	9300001435	9/30/2012	4.55
50422000	DCP Expense	CF	9300001438	9/30/2012	(5.74)

## Kentucky American Water Company

Case No. 2012-00520

Response to PSC DR1, Item 31

Account	Description	Doc Type	Document Number	Posting Date	Amount
50422000	DCP Expense	CF	9300001438	9/30/2012	5.74
50422000	DCP Expense	CF	9300001441	9/30/2012	3.38
50422000	DCP Expense	CF	9300001441	9/30/2012	(3.38)
50422000	DCP Expense	CF	9300001443	9/30/2012	(3.17)
50422000	DCP Expense	CF	9300001443	9/30/2012	3.17
50422000	DCP Expense	CF	9300001446	9/30/2012	57.50
50422000	DCP Expense	CF	9300001446	9/30/2012	(57.50)
50422000	DCP Expense	CF	9300001450	9/30/2012	(42.20)
50422000	DCP Expense	CF	9300001450	9/30/2012	42.20
50422000	DCP Expense	CF	9300001453	9/30/2012	(2.40)
50422000	DCP Expense	CF	9300001453	9/30/2012	2.40
50422000	DCP Expense	CF	9300001456	9/30/2012	(8.37)
50422000	DCP Expense	CF	9300001456	9/30/2012	8.37
50422000	DCP Expense	CF	9300001462	9/30/2012	6.79
50422000	DCP Expense	CF	9300001462	9/30/2012	(6.79)
50422000	DCP Expense	CF	9300001465	9/30/2012	28.98
50422000	DCP Expense	CF	9300001465	9/30/2012	(28.98)
50422000	DCP Expense	CF	9300001467	9/30/2012	(84.00)
50422000	DCP Expense	CF	9300001467	9/30/2012	84.00
50422000	DCP Expense	CF	9300001469	9/30/2012	5.25
50422000	DCP Expense	CF	9300001469	9/30/2012	(5.25)
50422000	DCP Expense	CF	9300001473	9/30/2012	82.69
50422000	DCP Expense	CF	9300001473	9/30/2012	(82.69)
50422000	DCP Expense	CF	9300001481	9/30/2012	(94.70)
50422000	DCP Expense	CF	9300001481	9/30/2012	94.70
50422000	DCP Expense	CF	9300001484	9/30/2012	(16.80)
50422000	DCP Expense	CF	9300001484	9/30/2012	16.80
50422000	DCP Expense	CF	9300001486	9/30/2012	64.02
50422000	DCP Expense	CF	9300001486	9/30/2012	(64.02)
50422000	DCP Expense	CF	9300001488	9/30/2012	11.52
50422000	DCP Expense	CF	9300001488	9/30/2012	(11.52)
50422000	DCP Expense	CF	9300001492	9/30/2012	299.79
50422000	DCP Expense	CF	9300001492	9/30/2012	(299.79)
50422000	DCP Expense	CF	9300001494	9/30/2012	48.80
50422000	DCP Expense	CF	9300001494	9/30/2012	(48.80)
50422000	DCP Expense	CF	9300001498	9/30/2012	(39.90)
50422000	DCP Expense	CF	9300001498	9/30/2012	39.90
50422000	DCP Expense	CF	9300001500	9/30/2012	41.27
50422000	DCP Expense	CF	9300001500	9/30/2012	(41.27)
50422000	DCP Expense	CF	9300001503	9/30/2012	(13.15)
50422000	DCP Expense	CF	9300001503	9/30/2012	13.15
50422000	DCP Expense	CF	9300001505	9/30/2012	4.44
50422000	DCP Expense	CF	9300001505	9/30/2012	(4.44)
50422000	DCP Expense	CF	9300001507	9/30/2012	4.55
50422000	DCP Expense	CF	9300001507	9/30/2012	(4.55)
50422000	DCP Expense	CF	9300001511	9/30/2012	(285.02)
50422000	DCP Expense	CF	9300001511	9/30/2012	285.02
50422000	DCP Expense	CF	9300001513	9/30/2012	(23.76)
50422000	DCP Expense	CF	9300001513	9/30/2012	23.76
50422000	DCP Expense	CF	9300001516	9/30/2012	19.34
50422000	DCP Expense	CF	9300001516	9/30/2012	(19.34)
50422000	DCP Expense	CF	9300001518	9/30/2012	(134.56)
50422000	DCP Expense	CF	9300001518	9/30/2012	134.56

## Kentucky American Water Company

Case No. 2012-00520

Response to PSC DR1, Item 31

Account	Description	Doc Type	Document Number	Posting Date	Amount
50422000	DCP Expense	CF	9300001522	9/30/2012	(1.82)
50422000	DCP Expense	CF	9300001522	9/30/2012	1.82
50422000	DCP Expense	CF	9300001523	9/30/2012	(21.29)
50422000	DCP Expense	CF	9300001523	9/30/2012	21.29
50422000	DCP Expense	CF	9300001620	9/30/2012	(644.96)
50422000	DCP Expense	CF	9300001620	9/30/2012	644.96
50422000	DCP Expense	CF	9300001622	9/30/2012	(6.82)
50422000	DCP Expense	CF	9300001622	9/30/2012	6.82
50422000	DCP Expense	CF	9300001625	9/30/2012	(200.93)
50422000	DCP Expense	CF	9300001625	9/30/2012	200.93
50422000	DCP Expense	CF	9300001627	9/30/2012	(67.52)
50422000	DCP Expense	CF	9300001627	9/30/2012	67.52
50422000	DCP Expense	CF	9300001629	9/30/2012	(313.36)
50422000	DCP Expense	CF	9300001629	9/30/2012	313.36
50422000	DCP Expense	CF	9300001636	9/30/2012	(206.16)
50422000	DCP Expense	CF	9300001636	9/30/2012	206.16
50422000	DCP Expense	CF	9300001639	9/30/2012	(140.16)
50422000	DCP Expense	CF	9300001639	9/30/2012	140.16
50422000	DCP Expense	CF	9300001641	9/30/2012	(135.12)
50422000	DCP Expense	CF	9300001641	9/30/2012	135.12
50422000	DCP Expense	CF	9300001643	9/30/2012	(17.80)
50422000	DCP Expense	CF	9300001643	9/30/2012	17.80
50422000	DCP Expense	CF	9300001645	9/30/2012	(353.72)
50422000	DCP Expense	CF	9300001645	9/30/2012	353.72
50422000	DCP Expense	CF	9300001651	9/30/2012	(2.42)
50422000	DCP Expense	CF	9300001651	9/30/2012	2.42
50422000	DCP Expense	CF	9300001654	9/30/2012	(158.56)
50422000	DCP Expense	CF	9300001654	9/30/2012	158.56
50422000	DCP Expense	CF	9300001656	9/30/2012	(25.20)
50422000	DCP Expense	CF	9300001656	9/30/2012	25.20
50422000	DCP Expense	CF	9300001659	9/30/2012	(642.18)
50422000	DCP Expense	CF	9300001659	9/30/2012	642.18
50422000	DCP Expense	CF	9300001662	9/30/2012	(284.92)
50422000	DCP Expense	CF	9300001662	9/30/2012	284.92
50422000	DCP Expense	CF	9300001664	9/30/2012	(616.00)
50422000	DCP Expense	CF	9300001664	9/30/2012	616.00
50422000	DCP Expense	CF	9300001666	9/30/2012	(14.70)
50422000	DCP Expense	CF	9300001666	9/30/2012	14.70
50422000	DCP Expense	CF	9300001668	9/30/2012	(358.06)
50422000	DCP Expense	CF	9300001668	9/30/2012	358.06
50422000	DCP Expense	CF	9300001670	9/30/2012	(876.46)
50422000	DCP Expense	CF	9300001670	9/30/2012	876.46
50422000	DCP Expense	CF	9300001673	9/30/2012	(3,158.50)
50422000	DCP Expense	CF	9300001673	9/30/2012	3,158.50
50422000	DCP Expense	CF	9300001675	9/30/2012	(503.02)
50422000	DCP Expense	CF	9300001675	9/30/2012	503.02
50422000	DCP Expense	CF	9300001679	9/30/2012	(14.52)
50422000	DCP Expense	CF	9300001679	9/30/2012	14.52
50422000	DCP Expense	CF	9300001681	9/30/2012	(84.00)
50422000	DCP Expense	CF	9300001681	9/30/2012	84.00
50422000	DCP Expense	CF	9300001683	9/30/2012	(23.58)
50422000	DCP Expense	CF	9300001683	9/30/2012	23.58
50422000	DCP Expense	CF	9300001686	9/30/2012	(33.76)



## Kentucky American Water Company

Case No. 2012-00520

Response to PSC DR1, Item 31

Account	Description	Doc Type	Document Number	Posting Date	Amount
50422000	DCP Expense	CF	9300001686	9/30/2012	33.76
50422000	DCP Expense	CF	9300001689	9/30/2012	(109.08)
50422000	DCP Expense	CF	9300001689	9/30/2012	109.08
50422000	DCP Expense	CF	9300001693	9/30/2012	(2,869.01)
50422000	DCP Expense	CF	9300001693	9/30/2012	2,869.01
50422000	DCP Expense	CF	9300001695	9/30/2012	(161.04)
50422000	DCP Expense	CF	9300001695	9/30/2012	161.04
50422000	DCP Expense	CF	9300001697	9/30/2012	(137.90)
50422000	DCP Expense	CF	9300001697	9/30/2012	137.90
50422000	DCP Expense	CF	9300001699	9/30/2012	(548.80)
50422000	DCP Expense	CF	9300001699	9/30/2012	548.80
50422000	DCP Expense	CF	9300001703	9/30/2012	(0.92)
50422000	DCP Expense	CF	9300001703	9/30/2012	0.92
50422000	DCP Expense	CF	9300001777	9/30/2012	(91.13)
50422000	DCP Expense	CF	9300001777	9/30/2012	91.13
50422100	DCP Exp Cap Credits	UT	9300001417	9/30/2012	(3.78)
50422100	DCP Exp Cap Credits	UT	9300001617	9/30/2012	(737.10)
50422100	DCP Exp Cap Credits	UT	9300001724	9/30/2012	(0.92)
50423000	ESPP Expense	SA	100001162	9/30/2012	8.99
50423000	ESPP Expense	SA	100001164	9/30/2012	863.58
50423000	ESPP Expense	CF	9300001829	9/30/2012	(872.57)
50423000	ESPP Expense	CF	9300001829	9/30/2012	872.57
50426000	Retiree Medical Exp	SA	100001163	9/30/2012	1,833.26
50450000	Other Welfare	CS	9300001793	9/30/2012	(900.00)
50450016	Other Welfare AG	CS	9300001793	9/30/2012	900.00
50452000	Emp Physical Exams	CF	9300001507	9/30/2012	(8.03)
50452000	Emp Physical Exams	CF	9300001507	9/30/2012	8.03
50452000	Emp Physical Exams	CF	9300001774	9/30/2012	(21.89)
50452000	Emp Physical Exams	CF	9300001774	9/30/2012	21.89
50510000	PBOP Expense	SA	100001124	9/30/2012	70,420.00
50510000	PBOP Expense	SA	100001138	9/30/2012	(3,841.00)
50510000	PBOP Expense	SA	100001176	9/30/2012	(359.60)
50510000	PBOP Expense	CF	9300001412	9/30/2012	(108.54)
50510000	PBOP Expense	CF	9300001412	9/30/2012	108.54
50510000	PBOP Expense	CF	9300001413	9/30/2012	(42.25)
50510000	PBOP Expense	CF	9300001413	9/30/2012	42.25
50510000	PBOP Expense	CF	9300001414	9/30/2012	108.54
50510000	PBOP Expense	CF	9300001414	9/30/2012	(108.54)
50510000	PBOP Expense	CF	9300001415	9/30/2012	42.25
50510000	PBOP Expense	CF	9300001415	9/30/2012	(42.25)
50510000	PBOP Expense	CF	9300001526	9/30/2012	2,259.50
50510000	PBOP Expense	CF	9300001526	9/30/2012	(2,259.50)
50510000	PBOP Expense	CF	9300001527	9/30/2012	138.29
50510000	PBOP Expense	CF	9300001527	9/30/2012	(138.29)
50510000	PBOP Expense	CF	9300001528	9/30/2012	12,866.68
50510000	PBOP Expense	CF	9300001528	9/30/2012	(12,866.68)
50510000	PBOP Expense	CF	9300001529	9/30/2012	201.88
50510000	PBOP Expense	CF	9300001529	9/30/2012	(201.88)
50510000	PBOP Expense	CF	9300001530	9/30/2012	26.26
50510000	PBOP Expense	CF	9300001530	9/30/2012	(26.26)
50510000	PBOP Expense	CF	9300001531	9/30/2012	2,355.34
50510000	PBOP Expense	CF	9300001531	9/30/2012	(2,355.34)
50510000	PBOP Expense	CF	9300001532	9/30/2012	2,421.43

## Kentucky American Water Company

Case No. 2012-00520

Response to PSC DR1, Item 31

Account	Description	Doc Type	Document Number	Posting Date	Amount
50510000	PBOP Expense	CF	9300001532	9/30/2012	(2,421.43)
50510000	PBOP Expense	CF	9300001533	9/30/2012	523.62
50510000	PBOP Expense	CF	9300001533	9/30/2012	(523.62)
50510000	PBOP Expense	CF	9300001534	9/30/2012	15,354.95
50510000	PBOP Expense	CF	9300001534	9/30/2012	(15,354.95)
50510000	PBOP Expense	CF	9300001535	9/30/2012	165.70
50510000	PBOP Expense	CF	9300001535	9/30/2012	(165.70)
50510000	PBOP Expense	CF	9300001536	9/30/2012	1,180.75
50510000	PBOP Expense	CF	9300001536	9/30/2012	(1,180.75)
50510000	PBOP Expense	CF	9300001537	9/30/2012	(8.75)
50510000	PBOP Expense	CF	9300001537	9/30/2012	8.75
50510000	PBOP Expense	CF	9300001538	9/30/2012	459.58
50510000	PBOP Expense	CF	9300001538	9/30/2012	(459.58)
50510000	PBOP Expense	CF	9300001539	9/30/2012	354.52
50510000	PBOP Expense	CF	9300001539	9/30/2012	(354.52)
50510000	PBOP Expense	CF	9300001540	9/30/2012	4,551.60
50510000	PBOP Expense	CF	9300001540	9/30/2012	(4,551.60)
50510000	PBOP Expense	CF	9300001541	9/30/2012	109.35
50510000	PBOP Expense	CF	9300001541	9/30/2012	(109.35)
50510000	PBOP Expense	CF	9300001542	9/30/2012	(46.64)
50510000	PBOP Expense	CF	9300001542	9/30/2012	46.64
50510000	PBOP Expense	CF	9300001543	9/30/2012	2,172.81
50510000	PBOP Expense	CF	9300001543	9/30/2012	(2,172.81)
50510000	PBOP Expense	CF	9300001544	9/30/2012	2,061.33
50510000	PBOP Expense	CF	9300001544	9/30/2012	(2,061.33)
50510000	PBOP Expense	CF	9300001545	9/30/2012	717.04
50510000	PBOP Expense	CF	9300001545	9/30/2012	(717.04)
50510000	PBOP Expense	CF	9300001546	9/30/2012	270.93
50510000	PBOP Expense	CF	9300001546	9/30/2012	(270.93)
50510000	PBOP Expense	CF	9300001547	9/30/2012	1,871.83
50510000	PBOP Expense	CF	9300001547	9/30/2012	(1,871.83)
50510000	PBOP Expense	CF	9300001548	9/30/2012	1,187.17
50510000	PBOP Expense	CF	9300001548	9/30/2012	(1,187.17)
50510000	PBOP Expense	CF	9300001549	9/30/2012	76.44
50510000	PBOP Expense	CF	9300001549	9/30/2012	(76.44)
50510000	PBOP Expense	CF	9300001550	9/30/2012	4,321.31
50510000	PBOP Expense	CF	9300001550	9/30/2012	(4,321.31)
50510000	PBOP Expense	CF	9300001551	9/30/2012	(11.51)
50510000	PBOP Expense	CF	9300001551	9/30/2012	11.51
50510000	PBOP Expense	CF	9300001552	9/30/2012	1,651.00
50510000	PBOP Expense	CF	9300001552	9/30/2012	(1,651.00)
50510000	PBOP Expense	CF	9300001553	9/30/2012	417.46
50510000	PBOP Expense	CF	9300001553	9/30/2012	(417.46)
50510000	PBOP Expense	CF	9300001554	9/30/2012	477.55
50510000	PBOP Expense	CF	9300001554	9/30/2012	(477.55)
50510000	PBOP Expense	CF	9300001555	9/30/2012	37.68
50510000	PBOP Expense	CF	9300001555	9/30/2012	(37.68)
50510000	PBOP Expense	CF	9300001556	9/30/2012	6.28
50510000	PBOP Expense	CF	9300001556	9/30/2012	(6.28)
50510000	PBOP Expense	CF	9300001557	9/30/2012	(75.12)
50510000	PBOP Expense	CF	9300001557	9/30/2012	75.12
50510000	PBOP Expense	CF	9300001558	9/30/2012	669.23
50510000	PBOP Expense	CF	9300001558	9/30/2012	(669.23)

## Kentucky American Water Company

Case No. 2012-00520

Response to PSC DR1, Item 31

Account	Description	Doc Type	Document Number	Posting Date	Amount
50510000	PBOP Expense	CF	9300001559	9/30/2012	689.31
50510000	PBOP Expense	CF	9300001559	9/30/2012	(689.31)
50510000	PBOP Expense	CF	9300001560	9/30/2012	37.68
50510000	PBOP Expense	CF	9300001560	9/30/2012	(37.68)
50510000	PBOP Expense	CF	9300001561	9/30/2012	316.62
50510000	PBOP Expense	CF	9300001561	9/30/2012	(316.62)
50510000	PBOP Expense	CF	9300001562	9/30/2012	2,513.30
50510000	PBOP Expense	CF	9300001562	9/30/2012	(2,513.30)
50510000	PBOP Expense	CF	9300001563	9/30/2012	14.89
50510000	PBOP Expense	CF	9300001563	9/30/2012	(14.89)
50510000	PBOP Expense	CF	9300001564	9/30/2012	1,461.92
50510000	PBOP Expense	CF	9300001564	9/30/2012	(1,461.92)
50510000	PBOP Expense	CF	9300001565	9/30/2012	2,865.30
50510000	PBOP Expense	CF	9300001565	9/30/2012	(2,865.30)
50510000	PBOP Expense	CF	9300001566	9/30/2012	(45.42)
50510000	PBOP Expense	CF	9300001566	9/30/2012	45.42
50510000	PBOP Expense	CF	9300001567	9/30/2012	26.41
50510000	PBOP Expense	CF	9300001567	9/30/2012	(26.41)
50510000	PBOP Expense	CF	9300001568	9/30/2012	146.60
50510000	PBOP Expense	CF	9300001568	9/30/2012	(146.60)
50510000	PBOP Expense	CF	9300001569	9/30/2012	287.42
50510000	PBOP Expense	CF	9300001569	9/30/2012	(287.42)
50510000	PBOP Expense	CF	9300001570	9/30/2012	(49.86)
50510000	PBOP Expense	CF	9300001570	9/30/2012	49.86
50510000	PBOP Expense	CF	9300001571	9/30/2012	146.60
50510000	PBOP Expense	CF	9300001571	9/30/2012	(146.60)
50510000	PBOP Expense	CF	9300001572	9/30/2012	536.03
50510000	PBOP Expense	CF	9300001572	9/30/2012	(536.03)
50510000	PBOP Expense	CF	9300001573	9/30/2012	158.49
50510000	PBOP Expense	CF	9300001573	9/30/2012	(158.49)
50510000	PBOP Expense	CF	9300001574	9/30/2012	67.81
50510000	PBOP Expense	CF	9300001574	9/30/2012	(67.81)
50510000	PBOP Expense	CF	9300001575	9/30/2012	(73.30)
50510000	PBOP Expense	CF	9300001575	9/30/2012	73.30
50510000	PBOP Expense	CF	9300001576	9/30/2012	176.39
50510000	PBOP Expense	CF	9300001576	9/30/2012	(176.39)
50510000	PBOP Expense	CF	9300001577	9/30/2012	840.07
50510000	PBOP Expense	CF	9300001577	9/30/2012	(840.07)
50510000	PBOP Expense	CF	9300001578	9/30/2012	(89.66)
50510000	PBOP Expense	CF	9300001578	9/30/2012	89.66
50510000	PBOP Expense	CF	9300001579	9/30/2012	(29.89)
50510000	PBOP Expense	CF	9300001579	9/30/2012	29.89
50510000	PBOP Expense	CF	9300001580	9/30/2012	(70.55)
50510000	PBOP Expense	CF	9300001580	9/30/2012	70.55
50510000	PBOP Expense	CF	9300001581	9/30/2012	117.86
50510000	PBOP Expense	CF	9300001581	9/30/2012	(117.86)
50510000	PBOP Expense	CF	9300001582	9/30/2012	50.24
50510000	PBOP Expense	CF	9300001582	9/30/2012	(50.24)
50510000	PBOP Expense	CF	9300001583	9/30/2012	9.42
50510000	PBOP Expense	CF	9300001583	9/30/2012	(9.42)
50510000	PBOP Expense	CF	9300001584	9/30/2012	131.13
50510000	PBOP Expense	CF	9300001584	9/30/2012	(131.13)
50510000	PBOP Expense	CF	9300001585	9/30/2012	273.63

## Kentucky American Water Company

Case No. 2012-00520

Response to PSC DR1, Item 31

Account	Description	Doc Type	Document Number	Posting Date	Amount
50510000	PBOP Expense	CF	9300001585	9/30/2012	(273.63)
50510000	PBOP Expense	CF	9300001586	9/30/2012	54.59
50510000	PBOP Expense	CF	9300001586	9/30/2012	(54.59)
50510000	PBOP Expense	CF	9300001587	9/30/2012	152.85
50510000	PBOP Expense	CF	9300001587	9/30/2012	(152.85)
50510000	PBOP Expense	CF	9300001588	9/30/2012	174.69
50510000	PBOP Expense	CF	9300001588	9/30/2012	(174.69)
50510000	PBOP Expense	CF	9300001589	9/30/2012	(972.94)
50510000	PBOP Expense	CF	9300001589	9/30/2012	972.94
50510000	PBOP Expense	CF	9300001590	9/30/2012	(87.25)
50510000	PBOP Expense	CF	9300001590	9/30/2012	87.25
50510000	PBOP Expense	CF	9300001591	9/30/2012	450.95
50510000	PBOP Expense	CF	9300001591	9/30/2012	(450.95)
50510000	PBOP Expense	CF	9300001592	9/30/2012	2.51
50510000	PBOP Expense	CF	9300001592	9/30/2012	(2.51)
50510000	PBOP Expense	CF	9300001593	9/30/2012	7.44
50510000	PBOP Expense	CF	9300001593	9/30/2012	(7.44)
50510000	PBOP Expense	CF	9300001594	9/30/2012	389.96
50510000	PBOP Expense	CF	9300001594	9/30/2012	(389.96)
50510000	PBOP Expense	CF	9300001595	9/30/2012	88.19
50510000	PBOP Expense	CF	9300001595	9/30/2012	(88.19)
50510000	PBOP Expense	CF	9300001596	9/30/2012	108.52
50510000	PBOP Expense	CF	9300001596	9/30/2012	(108.52)
50510000	PBOP Expense	CF	9300001597	9/30/2012	800.05
50510000	PBOP Expense	CF	9300001597	9/30/2012	(800.05)
50510000	PBOP Expense	CF	9300001598	9/30/2012	323.57
50510000	PBOP Expense	CF	9300001598	9/30/2012	(323.57)
50510000	PBOP Expense	CF	9300001599	9/30/2012	(160.63)
50510000	PBOP Expense	CF	9300001599	9/30/2012	160.63
50510000	PBOP Expense	CF	9300001600	9/30/2012	539.24
50510000	PBOP Expense	CF	9300001600	9/30/2012	(539.24)
50510000	PBOP Expense	CF	9300001601	9/30/2012	172.58
50510000	PBOP Expense	CF	9300001601	9/30/2012	(172.58)
50510000	PBOP Expense	CF	9300001602	9/30/2012	(33.81)
50510000	PBOP Expense	CF	9300001602	9/30/2012	33.81
50510000	PBOP Expense	CF	9300001603	9/30/2012	989.32
50510000	PBOP Expense	CF	9300001603	9/30/2012	(989.32)
50510000	PBOP Expense	CF	9300001604	9/30/2012	311.97
50510000	PBOP Expense	CF	9300001604	9/30/2012	(311.97)
50510000	PBOP Expense	CF	9300001605	9/30/2012	(119.87)
50510000	PBOP Expense	CF	9300001605	9/30/2012	119.87
50510000	PBOP Expense	CF	9300001606	9/30/2012	557.69
50510000	PBOP Expense	CF	9300001606	9/30/2012	(557.69)
50510000	PBOP Expense	CF	9300001607	9/30/2012	187.58
50510000	PBOP Expense	CF	9300001607	9/30/2012	(187.58)
50510000	PBOP Expense	CF	9300001608	9/30/2012	831.74
50510000	PBOP Expense	CF	9300001608	9/30/2012	(831.74)
50510000	PBOP Expense	CF	9300001609	9/30/2012	(21.27)
50510000	PBOP Expense	CF	9300001609	9/30/2012	21.27
50510000	PBOP Expense	CF	9300001610	9/30/2012	137.42
50510000	PBOP Expense	CF	9300001610	9/30/2012	(137.42)
50510000	PBOP Expense	CF	9300001611	9/30/2012	225.88
50510000	PBOP Expense	CF	9300001611	9/30/2012	(225.88)

## Kentucky American Water Company

Case No. 2012-00520

Response to PSC DR1, Item 31

Account	Description	Doc Type	Document Number	Posting Date	Amount
50510000	PBOP Expense	CF	9300001612	9/30/2012	11.33
50510000	PBOP Expense	CF	9300001612	9/30/2012	(11.33)
50510000	PBOP Expense	CF	9300001613	9/30/2012	11.33
50510000	PBOP Expense	CF	9300001613	9/30/2012	(11.33)
50510000	PBOP Expense	CF	9300001614	9/30/2012	289.60
50510000	PBOP Expense	CF	9300001614	9/30/2012	(289.60)
50510000	PBOP Expense	CF	9300001620	9/30/2012	(2,259.50)
50510000	PBOP Expense	CF	9300001620	9/30/2012	2,259.50
50510000	PBOP Expense	CF	9300001622	9/30/2012	(201.88)
50510000	PBOP Expense	CF	9300001622	9/30/2012	201.88
50510000	PBOP Expense	CF	9300001623	9/30/2012	(26.26)
50510000	PBOP Expense	CF	9300001623	9/30/2012	26.26
50510000	PBOP Expense	CF	9300001625	9/30/2012	(4,321.31)
50510000	PBOP Expense	CF	9300001625	9/30/2012	4,321.31
50510000	PBOP Expense	CF	9300001627	9/30/2012	(717.04)
50510000	PBOP Expense	CF	9300001627	9/30/2012	717.04
50510000	PBOP Expense	CF	9300001629	9/30/2012	(1,871.83)
50510000	PBOP Expense	CF	9300001629	9/30/2012	1,871.83
50510000	PBOP Expense	CF	9300001631	9/30/2012	(37.68)
50510000	PBOP Expense	CF	9300001631	9/30/2012	37.68
50510000	PBOP Expense	CF	9300001632	9/30/2012	(14.89)
50510000	PBOP Expense	CF	9300001632	9/30/2012	14.89
50510000	PBOP Expense	CF	9300001634	9/30/2012	8.75
50510000	PBOP Expense	CF	9300001634	9/30/2012	(8.75)
50510000	PBOP Expense	CF	9300001636	9/30/2012	(2,355.34)
50510000	PBOP Expense	CF	9300001636	9/30/2012	2,355.34
50510000	PBOP Expense	CF	9300001639	9/30/2012	(523.62)
50510000	PBOP Expense	CF	9300001639	9/30/2012	523.62
50510000	PBOP Expense	CF	9300001641	9/30/2012	(459.58)
50510000	PBOP Expense	CF	9300001641	9/30/2012	459.58
50510000	PBOP Expense	CF	9300001643	9/30/2012	(76.44)
50510000	PBOP Expense	CF	9300001643	9/30/2012	76.44
50510000	PBOP Expense	CF	9300001645	9/30/2012	(1,651.00)
50510000	PBOP Expense	CF	9300001645	9/30/2012	1,651.00
50510000	PBOP Expense	CF	9300001648	9/30/2012	(4,551.60)
50510000	PBOP Expense	CF	9300001648	9/30/2012	4,551.60
50510000	PBOP Expense	CF	9300001651	9/30/2012	(6.28)
50510000	PBOP Expense	CF	9300001651	9/30/2012	6.28
50510000	PBOP Expense	CF	9300001652	9/30/2012	75.12
50510000	PBOP Expense	CF	9300001652	9/30/2012	(75.12)
50510000	PBOP Expense	CF	9300001654	9/30/2012	(669.23)
50510000	PBOP Expense	CF	9300001654	9/30/2012	669.23
50510000	PBOP Expense	CF	9300001656	9/30/2012	(109.35)
50510000	PBOP Expense	CF	9300001656	9/30/2012	109.35
50510000	PBOP Expense	CF	9300001659	9/30/2012	(2,172.81)
50510000	PBOP Expense	CF	9300001659	9/30/2012	2,172.81
50510000	PBOP Expense	CF	9300001662	9/30/2012	(1,187.17)
50510000	PBOP Expense	CF	9300001662	9/30/2012	1,187.17
50510000	PBOP Expense	CF	9300001664	9/30/2012	(2,421.43)
50510000	PBOP Expense	CF	9300001664	9/30/2012	2,421.43
50510000	PBOP Expense	CF	9300001666	9/30/2012	(354.52)
50510000	PBOP Expense	CF	9300001666	9/30/2012	354.52
50510000	PBOP Expense	CF	9300001668	9/30/2012	(689.31)

## Kentucky American Water Company

Case No. 2012-00520

Response to PSC DR1, Item 31

Account	Description	Doc Type	Document Number	Posting Date	Amount
50510000	PBOP Expense	CF	9300001668	9/30/2012	689.31
50510000	PBOP Expense	CF	9300001670	9/30/2012	(2,513.30)
50510000	PBOP Expense	CF	9300001670	9/30/2012	2,513.30
50510000	PBOP Expense	CF	9300001673	9/30/2012	(12,866.68)
50510000	PBOP Expense	CF	9300001673	9/30/2012	12,866.68
50510000	PBOP Expense	CF	9300001675	9/30/2012	(2,061.33)
50510000	PBOP Expense	CF	9300001675	9/30/2012	2,061.33
50510000	PBOP Expense	CF	9300001677	9/30/2012	(477.55)
50510000	PBOP Expense	CF	9300001677	9/30/2012	477.55
50510000	PBOP Expense	CF	9300001679	9/30/2012	(37.68)
50510000	PBOP Expense	CF	9300001679	9/30/2012	37.68
50510000	PBOP Expense	CF	9300001681	9/30/2012	(316.62)
50510000	PBOP Expense	CF	9300001681	9/30/2012	316.62
50510000	PBOP Expense	CF	9300001683	9/30/2012	46.64
50510000	PBOP Expense	CF	9300001683	9/30/2012	(46.64)
50510000	PBOP Expense	CF	9300001686	9/30/2012	(165.70)
50510000	PBOP Expense	CF	9300001686	9/30/2012	165.70
50510000	PBOP Expense	CF	9300001687	9/30/2012	11.51
50510000	PBOP Expense	CF	9300001687	9/30/2012	(11.51)
50510000	PBOP Expense	CF	9300001689	9/30/2012	(270.93)
50510000	PBOP Expense	CF	9300001689	9/30/2012	270.93
50510000	PBOP Expense	CF	9300001691	9/30/2012	(138.29)
50510000	PBOP Expense	CF	9300001691	9/30/2012	138.29
50510000	PBOP Expense	CF	9300001693	9/30/2012	(15,354.95)
50510000	PBOP Expense	CF	9300001693	9/30/2012	15,354.95
50510000	PBOP Expense	CF	9300001695	9/30/2012	(1,180.75)
50510000	PBOP Expense	CF	9300001695	9/30/2012	1,180.75
50510000	PBOP Expense	CF	9300001697	9/30/2012	(417.46)
50510000	PBOP Expense	CF	9300001697	9/30/2012	417.46
50510000	PBOP Expense	CF	9300001699	9/30/2012	(1,461.92)
50510000	PBOP Expense	CF	9300001699	9/30/2012	1,461.92
50510000	PBOP Expense	CF	9300001704	9/30/2012	809.52
50510000	PBOP Expense	CF	9300001704	9/30/2012	(809.52)
50510000	PBOP Expense	CF	9300001705	9/30/2012	8.18
50510000	PBOP Expense	CF	9300001705	9/30/2012	(8.18)
50510000	PBOP Expense	CF	9300001732	9/30/2012	3,841.00
50510000	PBOP Expense	CF	9300001732	9/30/2012	(3,841.00)
50510000	PBOP Expense	CF	9300001777	9/30/2012	(809.52)
50510000	PBOP Expense	CF	9300001777	9/30/2012	809.52
50510000	PBOP Expense	CF	9300001837	9/30/2012	359.60
50510000	PBOP Expense	CF	9300001837	9/30/2012	(359.60)
50510000	PBOP Expense	CF	9300002703	9/30/2012	9.89
50510000	PBOP Expense	CF	9300002703	9/30/2012	(678.10)
50510000	PBOP Expense	CF	9300002703	9/30/2012	(3,793.31)
50510000	PBOP Expense	CF	9300002703	9/30/2012	(386.69)
50510000	PBOP Expense	CF	9300002703	9/30/2012	(88.33)
50510000	PBOP Expense	CF	9300002703	9/30/2012	(7.55)
50510000	PBOP Expense	CF	9300002703	9/30/2012	678.10
50510000	PBOP Expense	CF	9300002703	9/30/2012	3,783.42
50510000	PBOP Expense	CF	9300002703	9/30/2012	386.69
50510000	PBOP Expense	CF	9300002703	9/30/2012	88.33
50510000	PBOP Expense	CF	9300002703	9/30/2012	7.55
50510000	PBOP Expense	CF	9300002706	9/30/2012	(148.23)

## Kentucky American Water Company

Case No. 2012-00520

Response to PSC DR1, Item 31

Account	Description	Doc Type	Document Number	Posting Date	Amount
50510000	PBOP Expense	CF	9300002706	9/30/2012	148.23
50510000	PBOP Expense	CF	9300002707	9/30/2012	13.24
50510000	PBOP Expense	CF	9300002707	9/30/2012	(13.24)
50510000	PBOP Expense	CF	9300002708	9/30/2012	1.72
50510000	PBOP Expense	CF	9300002708	9/30/2012	(1.72)
50510000	PBOP Expense	CF	9300002709	9/30/2012	283.49
50510000	PBOP Expense	CF	9300002709	9/30/2012	(283.49)
50510000	PBOP Expense	CF	9300002712	9/30/2012	47.04
50510000	PBOP Expense	CF	9300002712	9/30/2012	(47.04)
50510000	PBOP Expense	CF	9300002713	9/30/2012	122.80
50510000	PBOP Expense	CF	9300002713	9/30/2012	(122.80)
50510000	PBOP Expense	CF	9300002714	9/30/2012	2.47
50510000	PBOP Expense	CF	9300002714	9/30/2012	(2.47)
50510000	PBOP Expense	CF	9300002715	9/30/2012	0.98
50510000	PBOP Expense	CF	9300002715	9/30/2012	(0.98)
50510000	PBOP Expense	CF	9300002717	9/30/2012	(0.57)
50510000	PBOP Expense	CF	9300002717	9/30/2012	0.57
50510000	PBOP Expense	CF	9300002718	9/30/2012	154.52
50510000	PBOP Expense	CF	9300002718	9/30/2012	(154.52)
50510000	PBOP Expense	CF	9300002720	9/30/2012	34.35
50510000	PBOP Expense	CF	9300002720	9/30/2012	(34.35)
50510000	PBOP Expense	CF	9300002724	9/30/2012	30.15
50510000	PBOP Expense	CF	9300002724	9/30/2012	(30.15)
50510000	PBOP Expense	CF	9300002726	9/30/2012	5.01
50510000	PBOP Expense	CF	9300002726	9/30/2012	(5.01)
50510000	PBOP Expense	CF	9300002727	9/30/2012	108.31
50510000	PBOP Expense	CF	9300002727	9/30/2012	(108.31)
50510000	PBOP Expense	CF	9300002729	9/30/2012	298.60
50510000	PBOP Expense	CF	9300002729	9/30/2012	(298.60)
50510000	PBOP Expense	CF	9300002730	9/30/2012	0.41
50510000	PBOP Expense	CF	9300002730	9/30/2012	(0.41)
50510000	PBOP Expense	CF	9300002731	9/30/2012	(4.93)
50510000	PBOP Expense	CF	9300002731	9/30/2012	4.93
50510000	PBOP Expense	CF	9300002732	9/30/2012	43.90
50510000	PBOP Expense	CF	9300002732	9/30/2012	(43.90)
50510000	PBOP Expense	CF	9300002733	9/30/2012	7.17
50510000	PBOP Expense	CF	9300002733	9/30/2012	(7.17)
50510000	PBOP Expense	CF	9300002734	9/30/2012	142.54
50510000	PBOP Expense	CF	9300002734	9/30/2012	(142.54)
50510000	PBOP Expense	CF	9300002736	9/30/2012	77.88
50510000	PBOP Expense	CF	9300002736	9/30/2012	(77.88)
50510000	PBOP Expense	CF	9300002737	9/30/2012	158.85
50510000	PBOP Expense	CF	9300002737	9/30/2012	(158.85)
50510000	PBOP Expense	CF	9300002738	9/30/2012	23.26
50510000	PBOP Expense	CF	9300002738	9/30/2012	(23.26)
50510000	PBOP Expense	CF	9300002739	9/30/2012	45.22
50510000	PBOP Expense	CF	9300002739	9/30/2012	(45.22)
50510000	PBOP Expense	CF	9300002740	9/30/2012	164.88
50510000	PBOP Expense	CF	9300002740	9/30/2012	(164.88)
50510000	PBOP Expense	CF	9300002742	9/30/2012	844.09
50510000	PBOP Expense	CF	9300002742	9/30/2012	(844.09)
50510000	PBOP Expense	CF	9300002743	9/30/2012	135.23
50510000	PBOP Expense	CF	9300002743	9/30/2012	(135.23)

## Kentucky American Water Company

Case No. 2012-00520

Response to PSC DR1, Item 31

Account	Description	Doc Type	Document Number	Posting Date	Amount
50510000	PBOP Expense	CF	9300002744	9/30/2012	31.33
50510000	PBOP Expense	CF	9300002744	9/30/2012	(31.33)
50510000	PBOP Expense	CF	9300002745	9/30/2012	2.47
50510000	PBOP Expense	CF	9300002745	9/30/2012	(2.47)
50510000	PBOP Expense	CF	9300002746	9/30/2012	20.77
50510000	PBOP Expense	CF	9300002746	9/30/2012	(20.77)
50510000	PBOP Expense	CF	9300002747	9/30/2012	(3.06)
50510000	PBOP Expense	CF	9300002747	9/30/2012	3.06
50510000	PBOP Expense	CF	9300002748	9/30/2012	10.87
50510000	PBOP Expense	CF	9300002748	9/30/2012	(10.87)
50510000	PBOP Expense	CF	9300002749	9/30/2012	(0.76)
50510000	PBOP Expense	CF	9300002749	9/30/2012	0.76
50510000	PBOP Expense	CF	9300002750	9/30/2012	17.77
50510000	PBOP Expense	CF	9300002750	9/30/2012	(17.77)
50510000	PBOP Expense	CF	9300002751	9/30/2012	9.07
50510000	PBOP Expense	CF	9300002751	9/30/2012	(9.07)
50510000	PBOP Expense	CF	9300002753	9/30/2012	1,060.43
50510000	PBOP Expense	CF	9300002753	9/30/2012	(1,060.43)
50510000	PBOP Expense	CF	9300002754	9/30/2012	77.46
50510000	PBOP Expense	CF	9300002754	9/30/2012	(77.46)
50510000	PBOP Expense	CF	9300002755	9/30/2012	27.39
50510000	PBOP Expense	CF	9300002755	9/30/2012	(27.39)
50510000	PBOP Expense	CF	9300002756	9/30/2012	95.91
50510000	PBOP Expense	CF	9300002756	9/30/2012	(95.91)
50510000	PBOP Expense	CF	9300002758	9/30/2012	(7.12)
50510000	PBOP Expense	CF	9300002758	9/30/2012	7.12
50510000	PBOP Expense	CF	9300002759	9/30/2012	(2.77)
50510000	PBOP Expense	CF	9300002759	9/30/2012	2.77
50510100	PBOP Cap Credits	UT	9300001617	9/30/2012	(2,865.30)
50510100	PBOP Cap Credits	UT	9300001724	9/30/2012	(8.18)
50510100	PBOP Cap Credits	UT	9300002704	9/30/2012	188.51
50510100	PBOP Cap Credits	UZ	2000000248	9/30/2012	(1.96)
50510100	PBOP Cap Credits	UZ	2000000248	9/30/2012	(5.88)
50510100	PBOP Cap Credits	UZ	2000000248	9/30/2012	55.11
50510100	PBOP Cap Credits	UZ	2000000248	9/30/2012	11.57
50510100	PBOP Cap Credits	UZ	2000000248	9/30/2012	(4.81)
50510100	PBOP Cap Credits	UZ	2000000248	9/30/2012	4.45
50510100	PBOP Cap Credits	UZ	2000000248	9/30/2012	10.40
50510100	PBOP Cap Credits	UZ	2000000248	9/30/2012	35.16
50510100	PBOP Cap Credits	UZ	2000000248	9/30/2012	9.62
50510100	PBOP Cap Credits	UZ	2000000248	9/30/2012	(3.27)
50510100	PBOP Cap Credits	UZ	2000000248	9/30/2012	18.86
50510100	PBOP Cap Credits	UZ	2000000248	9/30/2012	9.62
50510100	PBOP Cap Credits	UZ	2000000248	9/30/2012	1.73
50510100	PBOP Cap Credits	UZ	2000000248	9/30/2012	(2.98)
50510100	PBOP Cap Credits	UZ	2000000248	9/30/2012	(4.63)
50510100	PBOP Cap Credits	UZ	2000000248	9/30/2012	8.60
50510100	PBOP Cap Credits	UZ	2000000248	9/30/2012	0.62
50510100	PBOP Cap Credits	UZ	2000000248	9/30/2012	7.73
50510100	PBOP Cap Credits	UZ	2000000248	9/30/2012	3.30
50510100	PBOP Cap Credits	UZ	2000000248	9/30/2012	17.95
50510100	PBOP Cap Credits	CS	9300001416	9/30/2012	150.79
50510100	PBOP Cap Credits	CS	9300002760	9/30/2012	(9.89)



## Kentucky American Water Company

Case No. 2012-00520

Response to PSC DR1, Item 31

Account	Description	Doc Type	Document Number	Posting Date	Amount
50510100	PBOP Cap Credits	UZ	2000000248	9/30/2012	(63.83)
50510100	PBOP Cap Credits	UZ	2000000248	9/30/2012	11.46
50510100	PBOP Cap Credits	UZ	2000000248	9/30/2012	10.03
50510100	PBOP Cap Credits	UZ	2000000248	9/30/2012	3.58
50510100	PBOP Cap Credits	UZ	2000000248	9/30/2012	0.49
50510100	PBOP Cap Credits	UZ	2000000248	9/30/2012	0.16
50510100	PBOP Cap Credits	UZ	2000000248	9/30/2012	29.58
50510100	PBOP Cap Credits	UZ	2000000248	9/30/2012	(5.72)
50510100	PBOP Cap Credits	UZ	2000000248	9/30/2012	25.58
50510100	PBOP Cap Credits	UZ	2000000248	9/30/2012	52.49
50510100	PBOP Cap Credits	UZ	2000000248	9/30/2012	7.12
50510100	PBOP Cap Credits	UZ	2000000248	9/30/2012	5.79
50510100	PBOP Cap Credits	UZ	2000000248	9/30/2012	21.23
50510100	PBOP Cap Credits	UZ	2000000248	9/30/2012	(10.54)
50510100	PBOP Cap Credits	UZ	2000000248	9/30/2012	35.38
50510100	PBOP Cap Credits	UZ	2000000248	9/30/2012	11.32
50510100	PBOP Cap Credits	UZ	2000000248	9/30/2012	36.59
50510100	PBOP Cap Credits	UZ	2000000248	9/30/2012	(7.86)
50510100	PBOP Cap Credits	UZ	2000000248	9/30/2012	20.47
50510100	PBOP Cap Credits	UZ	2000000248	9/30/2012	64.90
50510100	PBOP Cap Credits	UZ	2000000248	9/30/2012	(2.22)
50510100	PBOP Cap Credits	UZ	2000000248	9/30/2012	12.31
50510100	PBOP Cap Credits	UZ	2000000248	9/30/2012	54.56
50510100	PBOP Cap Credits	UZ	2000000248	9/30/2012	9.02
50510100	PBOP Cap Credits	UZ	2000000248	9/30/2012	(1.40)
50510100	PBOP Cap Credits	UZ	2000000248	9/30/2012	14.82
50510100	PBOP Cap Credits	UZ	2000000248	9/30/2012	0.74
50510100	PBOP Cap Credits	UZ	2000000248	9/30/2012	0.74
50510100	PBOP Cap Credits	UZ	2000000248	9/30/2012	19.00
50550000	Group Insur Expense	CF	9300001410	9/30/2012	(1.84)
50550000	Group Insur Expense	CF	9300001410	9/30/2012	1.84
50550000	Group Insur Expense	CF	9300001411	9/30/2012	(15.65)
50550000	Group Insur Expense	CF	9300001411	9/30/2012	15.65
50550000	Group Insur Expense	CF	9300001419	9/30/2012	(105.29)
50550000	Group Insur Expense	CF	9300001419	9/30/2012	105.29
50550000	Group Insur Expense	CF	9300001421	9/30/2012	(300.84)
50550000	Group Insur Expense	CF	9300001421	9/30/2012	300.84
50550000	Group Insur Expense	CF	9300001423	9/30/2012	(35.33)
50550000	Group Insur Expense	CF	9300001423	9/30/2012	35.33
50550000	Group Insur Expense	CF	9300001425	9/30/2012	1,585.34
50550000	Group Insur Expense	CF	9300001425	9/30/2012	(1,585.34)
50550000	Group Insur Expense	CF	9300001428	9/30/2012	(24.77)
50550000	Group Insur Expense	CF	9300001428	9/30/2012	24.77
50550000	Group Insur Expense	CF	9300001433	9/30/2012	297.36
50550000	Group Insur Expense	CF	9300001433	9/30/2012	(297.36)
50550000	Group Insur Expense	CF	9300001435	9/30/2012	25.35
50550000	Group Insur Expense	CF	9300001435	9/30/2012	(25.35)
50550000	Group Insur Expense	CF	9300001438	9/30/2012	(21.65)
50550000	Group Insur Expense	CF	9300001438	9/30/2012	21.65
50550000	Group Insur Expense	CF	9300001441	9/30/2012	11.75
50550000	Group Insur Expense	CF	9300001441	9/30/2012	(11.75)
50550000	Group Insur Expense	CF	9300001443	9/30/2012	325.47
50550000	Group Insur Expense	CF	9300001443	9/30/2012	(325.47)

## Kentucky American Water Company

Case No. 2012-00520

Response to PSC DR1, Item 31

Account	Description	Doc Type	Document Number	Posting Date	Amount
50550000	Group Insur Expense	CF	9300001446	9/30/2012	414.47
50550000	Group Insur Expense	CF	9300001446	9/30/2012	(414.47)
50550000	Group Insur Expense	CF	9300001450	9/30/2012	(150.12)
50550000	Group Insur Expense	CF	9300001450	9/30/2012	150.12
50550000	Group Insur Expense	CF	9300001453	9/30/2012	14.06
50550000	Group Insur Expense	CF	9300001453	9/30/2012	(14.06)
50550000	Group Insur Expense	CF	9300001456	9/30/2012	(9.31)
50550000	Group Insur Expense	CF	9300001456	9/30/2012	9.31
50550000	Group Insur Expense	CF	9300001462	9/30/2012	87.22
50550000	Group Insur Expense	CF	9300001462	9/30/2012	(87.22)
50550000	Group Insur Expense	CF	9300001465	9/30/2012	157.45
50550000	Group Insur Expense	CF	9300001465	9/30/2012	(157.45)
50550000	Group Insur Expense	CF	9300001467	9/30/2012	(530.84)
50550000	Group Insur Expense	CF	9300001467	9/30/2012	530.84
50550000	Group Insur Expense	CF	9300001469	9/30/2012	41.28
50550000	Group Insur Expense	CF	9300001469	9/30/2012	(41.28)
50550000	Group Insur Expense	CF	9300001473	9/30/2012	755.75
50550000	Group Insur Expense	CF	9300001473	9/30/2012	(755.75)
50550000	Group Insur Expense	CF	9300001477	9/30/2012	(102.58)
50550000	Group Insur Expense	CF	9300001477	9/30/2012	102.58
50550000	Group Insur Expense	CF	9300001481	9/30/2012	(219.25)
50550000	Group Insur Expense	CF	9300001481	9/30/2012	219.25
50550000	Group Insur Expense	CF	9300001484	9/30/2012	16.15
50550000	Group Insur Expense	CF	9300001484	9/30/2012	(16.15)
50550000	Group Insur Expense	CF	9300001486	9/30/2012	(74.25)
50550000	Group Insur Expense	CF	9300001486	9/30/2012	74.25
50550000	Group Insur Expense	CF	9300001488	9/30/2012	(37.02)
50550000	Group Insur Expense	CF	9300001488	9/30/2012	37.02
50550000	Group Insur Expense	CF	9300001492	9/30/2012	673.77
50550000	Group Insur Expense	CF	9300001492	9/30/2012	(673.77)
50550000	Group Insur Expense	CF	9300001494	9/30/2012	321.93
50550000	Group Insur Expense	CF	9300001494	9/30/2012	(321.93)
50550000	Group Insur Expense	CF	9300001496	9/30/2012	(22.20)
50550000	Group Insur Expense	CF	9300001496	9/30/2012	22.20
50550000	Group Insur Expense	CF	9300001498	9/30/2012	(124.27)
50550000	Group Insur Expense	CF	9300001498	9/30/2012	124.27
50550000	Group Insur Expense	CF	9300001500	9/30/2012	(5.85)
50550000	Group Insur Expense	CF	9300001500	9/30/2012	5.85
50550000	Group Insur Expense	CF	9300001503	9/30/2012	3.97
50550000	Group Insur Expense	CF	9300001503	9/30/2012	(3.97)
50550000	Group Insur Expense	CF	9300001505	9/30/2012	17.09
50550000	Group Insur Expense	CF	9300001505	9/30/2012	(17.09)
50550000	Group Insur Expense	CF	9300001507	9/30/2012	21.89
50550000	Group Insur Expense	CF	9300001507	9/30/2012	(21.89)
50550000	Group Insur Expense	CF	9300001509	9/30/2012	6.76
50550000	Group Insur Expense	CF	9300001509	9/30/2012	(6.76)
50550000	Group Insur Expense	CF	9300001511	9/30/2012	(1,893.23)
50550000	Group Insur Expense	CF	9300001511	9/30/2012	1,893.23
50550000	Group Insur Expense	CF	9300001513	9/30/2012	(197.23)
50550000	Group Insur Expense	CF	9300001513	9/30/2012	197.23
50550000	Group Insur Expense	CF	9300001516	9/30/2012	(122.03)
50550000	Group Insur Expense	CF	9300001516	9/30/2012	122.03
50550000	Group Insur Expense	CF	9300001518	9/30/2012	(596.27)

Kentucky American Water Company  
Case No. 2012-00520  
Response to PSC DR1, Item 31

Account	Description	Doc Type	Document Number	Posting Date	Amount
50550000	Group Insur Expense	CF	9300001518	9/30/2012	596.27
50550000	Group Insur Expense	CF	9300001522	9/30/2012	(20.79)
50550000	Group Insur Expense	CF	9300001522	9/30/2012	20.79
50550000	Group Insur Expense	CF	9300001523	9/30/2012	(191.54)
50550000	Group Insur Expense	CF	9300001523	9/30/2012	191.54
50550000	Group Insur Expense	CF	9300001620	9/30/2012	(2,967.66)
50550000	Group Insur Expense	CF	9300001620	9/30/2012	2,967.66
50550000	Group Insur Expense	CF	9300001622	9/30/2012	(11.02)
50550000	Group Insur Expense	CF	9300001622	9/30/2012	11.02
50550000	Group Insur Expense	CF	9300001625	9/30/2012	(3,646.75)
50550000	Group Insur Expense	CF	9300001625	9/30/2012	3,646.75
50550000	Group Insur Expense	CF	9300001627	9/30/2012	(1,871.96)
50550000	Group Insur Expense	CF	9300001627	9/30/2012	1,871.96
50550000	Group Insur Expense	CF	9300001629	9/30/2012	(3,035.74)
50550000	Group Insur Expense	CF	9300001629	9/30/2012	3,035.74
50550000	Group Insur Expense	CF	9300001631	9/30/2012	(108.04)
50550000	Group Insur Expense	CF	9300001631	9/30/2012	108.04
50550000	Group Insur Expense	CF	9300001636	9/30/2012	(2,484.43)
50550000	Group Insur Expense	CF	9300001636	9/30/2012	2,484.43
50550000	Group Insur Expense	CF	9300001639	9/30/2012	(832.54)
50550000	Group Insur Expense	CF	9300001639	9/30/2012	832.54
50550000	Group Insur Expense	CF	9300001641	9/30/2012	(478.72)
50550000	Group Insur Expense	CF	9300001641	9/30/2012	478.72
50550000	Group Insur Expense	CF	9300001643	9/30/2012	(112.31)
50550000	Group Insur Expense	CF	9300001643	9/30/2012	112.31
50550000	Group Insur Expense	CF	9300001645	9/30/2012	(2,986.08)
50550000	Group Insur Expense	CF	9300001645	9/30/2012	2,986.08
50550000	Group Insur Expense	CF	9300001648	9/30/2012	(8,532.92)
50550000	Group Insur Expense	CF	9300001648	9/30/2012	8,532.92
50550000	Group Insur Expense	CF	9300001651	9/30/2012	(5.26)
50550000	Group Insur Expense	CF	9300001651	9/30/2012	5.26
50550000	Group Insur Expense	CF	9300001654	9/30/2012	(1,169.38)
50550000	Group Insur Expense	CF	9300001654	9/30/2012	1,169.38
50550000	Group Insur Expense	CF	9300001656	9/30/2012	(163.82)
50550000	Group Insur Expense	CF	9300001656	9/30/2012	163.82
50550000	Group Insur Expense	CF	9300001659	9/30/2012	(5,380.38)
50550000	Group Insur Expense	CF	9300001659	9/30/2012	5,380.38
50550000	Group Insur Expense	CF	9300001662	9/30/2012	(1,094.28)
50550000	Group Insur Expense	CF	9300001662	9/30/2012	1,094.28
50550000	Group Insur Expense	CF	9300001664	9/30/2012	(2,264.82)
50550000	Group Insur Expense	CF	9300001664	9/30/2012	2,264.82
50550000	Group Insur Expense	CF	9300001666	9/30/2012	(547.30)
50550000	Group Insur Expense	CF	9300001666	9/30/2012	547.30
50550000	Group Insur Expense	CF	9300001668	9/30/2012	(1,884.02)
50550000	Group Insur Expense	CF	9300001668	9/30/2012	1,884.02
50550000	Group Insur Expense	CF	9300001670	9/30/2012	(4,172.12)
50550000	Group Insur Expense	CF	9300001670	9/30/2012	4,172.12
50550000	Group Insur Expense	CF	9300001673	9/30/2012	(19,323.58)
50550000	Group Insur Expense	CF	9300001673	9/30/2012	19,323.58
50550000	Group Insur Expense	CF	9300001675	9/30/2012	(3,011.92)
50550000	Group Insur Expense	CF	9300001675	9/30/2012	3,011.92
50550000	Group Insur Expense	CF	9300001677	9/30/2012	(818.58)
50550000	Group Insur Expense	CF	9300001677	9/30/2012	818.58

Kentucky American Water Company  
Case No. 2012-00520  
Response to PSC DR1, Item 31

Account	Description	Doc Type	Document Number	Posting Date	Amount
50550000	Group Insur Expense	CF	9300001679	9/30/2012	(30.30)
50550000	Group Insur Expense	CF	9300001679	9/30/2012	30.30
50550000	Group Insur Expense	CF	9300001681	9/30/2012	(482.54)
50550000	Group Insur Expense	CF	9300001681	9/30/2012	482.54
50550000	Group Insur Expense	CF	9300001683	9/30/2012	(111.28)
50550000	Group Insur Expense	CF	9300001683	9/30/2012	111.28
50550000	Group Insur Expense	CF	9300001686	9/30/2012	(270.52)
50550000	Group Insur Expense	CF	9300001686	9/30/2012	270.52
50550000	Group Insur Expense	CF	9300001689	9/30/2012	(534.04)
50550000	Group Insur Expense	CF	9300001689	9/30/2012	534.04
50550000	Group Insur Expense	CF	9300001691	9/30/2012	(243.18)
50550000	Group Insur Expense	CF	9300001691	9/30/2012	243.18
50550000	Group Insur Expense	CF	9300001693	9/30/2012	(24,170.88)
50550000	Group Insur Expense	CF	9300001693	9/30/2012	24,170.88
50550000	Group Insur Expense	CF	9300001695	9/30/2012	(2,107.30)
50550000	Group Insur Expense	CF	9300001695	9/30/2012	2,107.30
50550000	Group Insur Expense	CF	9300001697	9/30/2012	(697.56)
50550000	Group Insur Expense	CF	9300001697	9/30/2012	697.56
50550000	Group Insur Expense	CF	9300001699	9/30/2012	(2,367.94)
50550000	Group Insur Expense	CF	9300001699	9/30/2012	2,367.94
50550000	Group Insur Expense	CF	9300001703	9/30/2012	(5.35)
50550000	Group Insur Expense	CF	9300001703	9/30/2012	5.35
50550000	Group Insur Expense	CF	9300001777	9/30/2012	(529.24)
50550000	Group Insur Expense	CF	9300001777	9/30/2012	529.24
50550100	Group Ins Cap Credits	UT	9300001417	9/30/2012	144.67
50550100	Group Ins Cap Credits	UT	9300001617	9/30/2012	(3,912.17)
50550100	Group Ins Cap Credits	UT	9300001724	9/30/2012	(5.35)
50610000	Pension Expense	SA	100001123	9/30/2012	101,561.08
50610000	Pension Expense	CF	9300001412	9/30/2012	(127.76)
50610000	Pension Expense	CF	9300001412	9/30/2012	127.76
50610000	Pension Expense	CF	9300001413	9/30/2012	(49.73)
50610000	Pension Expense	CF	9300001413	9/30/2012	49.73
50610000	Pension Expense	CF	9300001414	9/30/2012	127.76
50610000	Pension Expense	CF	9300001414	9/30/2012	(127.76)
50610000	Pension Expense	CF	9300001415	9/30/2012	49.73
50610000	Pension Expense	CF	9300001415	9/30/2012	(49.73)
50610000	Pension Expense	CF	9300001526	9/30/2012	2,659.60
50610000	Pension Expense	CF	9300001526	9/30/2012	(2,659.60)
50610000	Pension Expense	CF	9300001527	9/30/2012	162.78
50610000	Pension Expense	CF	9300001527	9/30/2012	(162.78)
50610000	Pension Expense	CF	9300001528	9/30/2012	15,145.06
50610000	Pension Expense	CF	9300001528	9/30/2012	(15,145.06)
50610000	Pension Expense	CF	9300001529	9/30/2012	237.63
50610000	Pension Expense	CF	9300001529	9/30/2012	(237.63)
50610000	Pension Expense	CF	9300001530	9/30/2012	30.91
50610000	Pension Expense	CF	9300001530	9/30/2012	(30.91)
50610000	Pension Expense	CF	9300001531	9/30/2012	2,772.41
50610000	Pension Expense	CF	9300001531	9/30/2012	(2,772.41)
50610000	Pension Expense	CF	9300001532	9/30/2012	2,850.21
50610000	Pension Expense	CF	9300001532	9/30/2012	(2,850.21)
50610000	Pension Expense	CF	9300001533	9/30/2012	616.34
50610000	Pension Expense	CF	9300001533	9/30/2012	(616.34)
50610000	Pension Expense	CF	9300001534	9/30/2012	18,073.94

## Kentucky American Water Company

Case No. 2012-00520

Response to PSC DR1, Item 31

Account	Description	Doc Type	Document Number	Posting Date	Amount
50610000	Pension Expense	CF	9300001534	9/30/2012	(18,073.94)
50610000	Pension Expense	CF	9300001535	9/30/2012	195.04
50610000	Pension Expense	CF	9300001535	9/30/2012	(195.04)
50610000	Pension Expense	CF	9300001536	9/30/2012	1,389.83
50610000	Pension Expense	CF	9300001536	9/30/2012	(1,389.83)
50610000	Pension Expense	CF	9300001537	9/30/2012	(10.30)
50610000	Pension Expense	CF	9300001537	9/30/2012	10.30
50610000	Pension Expense	CF	9300001538	9/30/2012	540.96
50610000	Pension Expense	CF	9300001538	9/30/2012	(540.96)
50610000	Pension Expense	CF	9300001539	9/30/2012	417.29
50610000	Pension Expense	CF	9300001539	9/30/2012	(417.29)
50610000	Pension Expense	CF	9300001540	9/30/2012	5,357.58
50610000	Pension Expense	CF	9300001540	9/30/2012	(5,357.58)
50610000	Pension Expense	CF	9300001541	9/30/2012	128.71
50610000	Pension Expense	CF	9300001541	9/30/2012	(128.71)
50610000	Pension Expense	CF	9300001542	9/30/2012	(54.90)
50610000	Pension Expense	CF	9300001542	9/30/2012	54.90
50610000	Pension Expense	CF	9300001543	9/30/2012	2,557.57
50610000	Pension Expense	CF	9300001543	9/30/2012	(2,557.57)
50610000	Pension Expense	CF	9300001544	9/30/2012	2,426.34
50610000	Pension Expense	CF	9300001544	9/30/2012	(2,426.34)
50610000	Pension Expense	CF	9300001545	9/30/2012	844.01
50610000	Pension Expense	CF	9300001545	9/30/2012	(844.01)
50610000	Pension Expense	CF	9300001546	9/30/2012	318.90
50610000	Pension Expense	CF	9300001546	9/30/2012	(318.90)
50610000	Pension Expense	CF	9300001547	9/30/2012	2,203.29
50610000	Pension Expense	CF	9300001547	9/30/2012	(2,203.29)
50610000	Pension Expense	CF	9300001548	9/30/2012	1,397.39
50610000	Pension Expense	CF	9300001548	9/30/2012	(1,397.39)
50610000	Pension Expense	CF	9300001549	9/30/2012	89.97
50610000	Pension Expense	CF	9300001549	9/30/2012	(89.97)
50610000	Pension Expense	CF	9300001550	9/30/2012	5,086.51
50610000	Pension Expense	CF	9300001550	9/30/2012	(5,086.51)
50610000	Pension Expense	CF	9300001551	9/30/2012	(13.55)
50610000	Pension Expense	CF	9300001551	9/30/2012	13.55
50610000	Pension Expense	CF	9300001552	9/30/2012	1,943.35
50610000	Pension Expense	CF	9300001552	9/30/2012	(1,943.35)
50610000	Pension Expense	CF	9300001553	9/30/2012	491.38
50610000	Pension Expense	CF	9300001553	9/30/2012	(491.38)
50610000	Pension Expense	CF	9300001554	9/30/2012	562.11
50610000	Pension Expense	CF	9300001554	9/30/2012	(562.11)
50610000	Pension Expense	CF	9300001555	9/30/2012	44.35
50610000	Pension Expense	CF	9300001555	9/30/2012	(44.35)
50610000	Pension Expense	CF	9300001556	9/30/2012	7.39
50610000	Pension Expense	CF	9300001556	9/30/2012	(7.39)
50610000	Pension Expense	CF	9300001557	9/30/2012	(88.42)
50610000	Pension Expense	CF	9300001557	9/30/2012	88.42
50610000	Pension Expense	CF	9300001558	9/30/2012	787.74
50610000	Pension Expense	CF	9300001558	9/30/2012	(787.74)
50610000	Pension Expense	CF	9300001559	9/30/2012	811.37
50610000	Pension Expense	CF	9300001559	9/30/2012	(811.37)
50610000	Pension Expense	CF	9300001560	9/30/2012	44.36
50610000	Pension Expense	CF	9300001560	9/30/2012	(44.36)

## Kentucky American Water Company

Case No. 2012-00520

Response to PSC DR1, Item 31

Account	Description	Doc Type	Document Number	Posting Date	Amount
50610000	Pension Expense	CF	9300001561	9/30/2012	372.69
50610000	Pension Expense	CF	9300001561	9/30/2012	(372.69)
50610000	Pension Expense	CF	9300001562	9/30/2012	2,958.34
50610000	Pension Expense	CF	9300001562	9/30/2012	(2,958.34)
50610000	Pension Expense	CF	9300001563	9/30/2012	17.53
50610000	Pension Expense	CF	9300001563	9/30/2012	(17.53)
50610000	Pension Expense	CF	9300001564	9/30/2012	1,720.79
50610000	Pension Expense	CF	9300001564	9/30/2012	(1,720.79)
50610000	Pension Expense	CF	9300001565	9/30/2012	3,372.67
50610000	Pension Expense	CF	9300001565	9/30/2012	(3,372.67)
50610000	Pension Expense	CF	9300001566	9/30/2012	(53.46)
50610000	Pension Expense	CF	9300001566	9/30/2012	53.46
50610000	Pension Expense	CF	9300001567	9/30/2012	31.09
50610000	Pension Expense	CF	9300001567	9/30/2012	(31.09)
50610000	Pension Expense	CF	9300001568	9/30/2012	172.55
50610000	Pension Expense	CF	9300001568	9/30/2012	(172.55)
50610000	Pension Expense	CF	9300001569	9/30/2012	338.32
50610000	Pension Expense	CF	9300001569	9/30/2012	(338.32)
50610000	Pension Expense	CF	9300001570	9/30/2012	(58.68)
50610000	Pension Expense	CF	9300001570	9/30/2012	58.68
50610000	Pension Expense	CF	9300001571	9/30/2012	172.55
50610000	Pension Expense	CF	9300001571	9/30/2012	(172.55)
50610000	Pension Expense	CF	9300001572	9/30/2012	630.94
50610000	Pension Expense	CF	9300001572	9/30/2012	(630.94)
50610000	Pension Expense	CF	9300001573	9/30/2012	186.55
50610000	Pension Expense	CF	9300001573	9/30/2012	(186.55)
50610000	Pension Expense	CF	9300001574	9/30/2012	79.82
50610000	Pension Expense	CF	9300001574	9/30/2012	(79.82)
50610000	Pension Expense	CF	9300001575	9/30/2012	(86.28)
50610000	Pension Expense	CF	9300001575	9/30/2012	86.28
50610000	Pension Expense	CF	9300001576	9/30/2012	207.62
50610000	Pension Expense	CF	9300001576	9/30/2012	(207.62)
50610000	Pension Expense	CF	9300001577	9/30/2012	988.83
50610000	Pension Expense	CF	9300001577	9/30/2012	(988.83)
50610000	Pension Expense	CF	9300001578	9/30/2012	(105.54)
50610000	Pension Expense	CF	9300001578	9/30/2012	105.54
50610000	Pension Expense	CF	9300001579	9/30/2012	(35.18)
50610000	Pension Expense	CF	9300001579	9/30/2012	35.18
50610000	Pension Expense	CF	9300001580	9/30/2012	(83.05)
50610000	Pension Expense	CF	9300001580	9/30/2012	83.05
50610000	Pension Expense	CF	9300001581	9/30/2012	138.73
50610000	Pension Expense	CF	9300001581	9/30/2012	(138.73)
50610000	Pension Expense	CF	9300001582	9/30/2012	59.13
50610000	Pension Expense	CF	9300001582	9/30/2012	(59.13)
50610000	Pension Expense	CF	9300001583	9/30/2012	11.09
50610000	Pension Expense	CF	9300001583	9/30/2012	(11.09)
50610000	Pension Expense	CF	9300001584	9/30/2012	154.35
50610000	Pension Expense	CF	9300001584	9/30/2012	(154.35)
50610000	Pension Expense	CF	9300001585	9/30/2012	322.08
50610000	Pension Expense	CF	9300001585	9/30/2012	(322.08)
50610000	Pension Expense	CF	9300001586	9/30/2012	64.26
50610000	Pension Expense	CF	9300001586	9/30/2012	(64.26)
50610000	Pension Expense	CF	9300001587	9/30/2012	179.92

## Kentucky American Water Company

Case No. 2012-00520

Response to PSC DR1, Item 31

Account	Description	Doc Type	Document Number	Posting Date	Amount
50610000	Pension Expense	CF	9300001587	9/30/2012	(179.92)
50610000	Pension Expense	CF	9300001588	9/30/2012	205.62
50610000	Pension Expense	CF	9300001588	9/30/2012	(205.62)
50610000	Pension Expense	CF	9300001589	9/30/2012	(1,145.23)
50610000	Pension Expense	CF	9300001589	9/30/2012	1,145.23
50610000	Pension Expense	CF	9300001590	9/30/2012	(102.70)
50610000	Pension Expense	CF	9300001590	9/30/2012	102.70
50610000	Pension Expense	CF	9300001591	9/30/2012	530.80
50610000	Pension Expense	CF	9300001591	9/30/2012	(530.80)
50610000	Pension Expense	CF	9300001592	9/30/2012	2.95
50610000	Pension Expense	CF	9300001592	9/30/2012	(2.95)
50610000	Pension Expense	CF	9300001593	9/30/2012	8.76
50610000	Pension Expense	CF	9300001593	9/30/2012	(8.76)
50610000	Pension Expense	CF	9300001594	9/30/2012	459.01
50610000	Pension Expense	CF	9300001594	9/30/2012	(459.01)
50610000	Pension Expense	CF	9300001595	9/30/2012	103.80
50610000	Pension Expense	CF	9300001595	9/30/2012	(103.80)
50610000	Pension Expense	CF	9300001596	9/30/2012	127.74
50610000	Pension Expense	CF	9300001596	9/30/2012	(127.74)
50610000	Pension Expense	CF	9300001597	9/30/2012	941.72
50610000	Pension Expense	CF	9300001597	9/30/2012	(941.72)
50610000	Pension Expense	CF	9300001598	9/30/2012	380.87
50610000	Pension Expense	CF	9300001598	9/30/2012	(380.87)
50610000	Pension Expense	CF	9300001599	9/30/2012	(189.07)
50610000	Pension Expense	CF	9300001599	9/30/2012	189.07
50610000	Pension Expense	CF	9300001600	9/30/2012	634.73
50610000	Pension Expense	CF	9300001600	9/30/2012	(634.73)
50610000	Pension Expense	CF	9300001601	9/30/2012	203.14
50610000	Pension Expense	CF	9300001601	9/30/2012	(203.14)
50610000	Pension Expense	CF	9300001602	9/30/2012	(39.80)
50610000	Pension Expense	CF	9300001602	9/30/2012	39.80
50610000	Pension Expense	CF	9300001603	9/30/2012	1,164.51
50610000	Pension Expense	CF	9300001603	9/30/2012	(1,164.51)
50610000	Pension Expense	CF	9300001604	9/30/2012	367.21
50610000	Pension Expense	CF	9300001604	9/30/2012	(367.21)
50610000	Pension Expense	CF	9300001605	9/30/2012	(141.09)
50610000	Pension Expense	CF	9300001605	9/30/2012	141.09
50610000	Pension Expense	CF	9300001606	9/30/2012	656.45
50610000	Pension Expense	CF	9300001606	9/30/2012	(656.45)
50610000	Pension Expense	CF	9300001607	9/30/2012	220.80
50610000	Pension Expense	CF	9300001607	9/30/2012	(220.80)
50610000	Pension Expense	CF	9300001608	9/30/2012	979.02
50610000	Pension Expense	CF	9300001608	9/30/2012	(979.02)
50610000	Pension Expense	CF	9300001609	9/30/2012	(25.03)
50610000	Pension Expense	CF	9300001609	9/30/2012	25.03
50610000	Pension Expense	CF	9300001610	9/30/2012	161.76
50610000	Pension Expense	CF	9300001610	9/30/2012	(161.76)
50610000	Pension Expense	CF	9300001611	9/30/2012	265.88
50610000	Pension Expense	CF	9300001611	9/30/2012	(265.88)
50610000	Pension Expense	CF	9300001612	9/30/2012	13.34
50610000	Pension Expense	CF	9300001612	9/30/2012	(13.34)
50610000	Pension Expense	CF	9300001613	9/30/2012	13.34
50610000	Pension Expense	CF	9300001613	9/30/2012	(13.34)

## Kentucky American Water Company

Case No. 2012-00520

Response to PSC DR1, Item 31

Account	Description	Doc Type	Document Number	Posting Date	Amount
50610000	Pension Expense	CF	9300001614	9/30/2012	340.88
50610000	Pension Expense	CF	9300001614	9/30/2012	(340.88)
50610000	Pension Expense	CF	9300001620	9/30/2012	(2,659.60)
50610000	Pension Expense	CF	9300001620	9/30/2012	2,659.60
50610000	Pension Expense	CF	9300001622	9/30/2012	(237.63)
50610000	Pension Expense	CF	9300001622	9/30/2012	237.63
50610000	Pension Expense	CF	9300001623	9/30/2012	(30.91)
50610000	Pension Expense	CF	9300001623	9/30/2012	30.91
50610000	Pension Expense	CF	9300001625	9/30/2012	(5,086.51)
50610000	Pension Expense	CF	9300001625	9/30/2012	5,086.51
50610000	Pension Expense	CF	9300001627	9/30/2012	(844.01)
50610000	Pension Expense	CF	9300001627	9/30/2012	844.01
50610000	Pension Expense	CF	9300001629	9/30/2012	(2,203.29)
50610000	Pension Expense	CF	9300001629	9/30/2012	2,203.29
50610000	Pension Expense	CF	9300001631	9/30/2012	(44.36)
50610000	Pension Expense	CF	9300001631	9/30/2012	44.36
50610000	Pension Expense	CF	9300001632	9/30/2012	(17.53)
50610000	Pension Expense	CF	9300001632	9/30/2012	17.53
50610000	Pension Expense	CF	9300001634	9/30/2012	10.30
50610000	Pension Expense	CF	9300001634	9/30/2012	(10.30)
50610000	Pension Expense	CF	9300001636	9/30/2012	(2,772.41)
50610000	Pension Expense	CF	9300001636	9/30/2012	2,772.41
50610000	Pension Expense	CF	9300001639	9/30/2012	(616.34)
50610000	Pension Expense	CF	9300001639	9/30/2012	616.34
50610000	Pension Expense	CF	9300001641	9/30/2012	(540.96)
50610000	Pension Expense	CF	9300001641	9/30/2012	540.96
50610000	Pension Expense	CF	9300001643	9/30/2012	(89.97)
50610000	Pension Expense	CF	9300001643	9/30/2012	89.97
50610000	Pension Expense	CF	9300001645	9/30/2012	(1,943.35)
50610000	Pension Expense	CF	9300001645	9/30/2012	1,943.35
50610000	Pension Expense	CF	9300001648	9/30/2012	(5,357.58)
50610000	Pension Expense	CF	9300001648	9/30/2012	5,357.58
50610000	Pension Expense	CF	9300001651	9/30/2012	(7.39)
50610000	Pension Expense	CF	9300001651	9/30/2012	7.39
50610000	Pension Expense	CF	9300001652	9/30/2012	88.42
50610000	Pension Expense	CF	9300001652	9/30/2012	(88.42)
50610000	Pension Expense	CF	9300001654	9/30/2012	(787.74)
50610000	Pension Expense	CF	9300001654	9/30/2012	787.74
50610000	Pension Expense	CF	9300001656	9/30/2012	(128.71)
50610000	Pension Expense	CF	9300001656	9/30/2012	128.71
50610000	Pension Expense	CF	9300001659	9/30/2012	(2,557.57)
50610000	Pension Expense	CF	9300001659	9/30/2012	2,557.57
50610000	Pension Expense	CF	9300001662	9/30/2012	(1,397.39)
50610000	Pension Expense	CF	9300001662	9/30/2012	1,397.39
50610000	Pension Expense	CF	9300001664	9/30/2012	(2,850.21)
50610000	Pension Expense	CF	9300001664	9/30/2012	2,850.21
50610000	Pension Expense	CF	9300001666	9/30/2012	(417.29)
50610000	Pension Expense	CF	9300001666	9/30/2012	417.29
50610000	Pension Expense	CF	9300001668	9/30/2012	(811.37)
50610000	Pension Expense	CF	9300001668	9/30/2012	811.37
50610000	Pension Expense	CF	9300001670	9/30/2012	(2,958.34)
50610000	Pension Expense	CF	9300001670	9/30/2012	2,958.34
50610000	Pension Expense	CF	9300001673	9/30/2012	(15,145.06)



## Kentucky American Water Company

Case No. 2012-00520

Response to PSC DR1, Item 31

Account	Description	Doc Type	Document Number	Posting Date	Amount
50610000	Pension Expense	CF	9300001673	9/30/2012	15,145.06
50610000	Pension Expense	CF	9300001675	9/30/2012	(2,426.34)
50610000	Pension Expense	CF	9300001675	9/30/2012	2,426.34
50610000	Pension Expense	CF	9300001677	9/30/2012	(562.11)
50610000	Pension Expense	CF	9300001677	9/30/2012	562.11
50610000	Pension Expense	CF	9300001679	9/30/2012	(44.35)
50610000	Pension Expense	CF	9300001679	9/30/2012	44.35
50610000	Pension Expense	CF	9300001681	9/30/2012	(372.69)
50610000	Pension Expense	CF	9300001681	9/30/2012	372.69
50610000	Pension Expense	CF	9300001683	9/30/2012	54.90
50610000	Pension Expense	CF	9300001683	9/30/2012	(54.90)
50610000	Pension Expense	CF	9300001686	9/30/2012	(195.04)
50610000	Pension Expense	CF	9300001686	9/30/2012	195.04
50610000	Pension Expense	CF	9300001687	9/30/2012	13.55
50610000	Pension Expense	CF	9300001687	9/30/2012	(13.55)
50610000	Pension Expense	CF	9300001689	9/30/2012	(318.90)
50610000	Pension Expense	CF	9300001689	9/30/2012	318.90
50610000	Pension Expense	CF	9300001691	9/30/2012	(162.78)
50610000	Pension Expense	CF	9300001691	9/30/2012	162.78
50610000	Pension Expense	CF	9300001693	9/30/2012	(18,073.94)
50610000	Pension Expense	CF	9300001693	9/30/2012	18,073.94
50610000	Pension Expense	CF	9300001695	9/30/2012	(1,389.83)
50610000	Pension Expense	CF	9300001695	9/30/2012	1,389.83
50610000	Pension Expense	CF	9300001697	9/30/2012	(491.38)
50610000	Pension Expense	CF	9300001697	9/30/2012	491.38
50610000	Pension Expense	CF	9300001699	9/30/2012	(1,720.79)
50610000	Pension Expense	CF	9300001699	9/30/2012	1,720.79
50610000	Pension Expense	CF	9300001704	9/30/2012	952.86
50610000	Pension Expense	CF	9300001704	9/30/2012	(952.86)
50610000	Pension Expense	CF	9300001705	9/30/2012	9.63
50610000	Pension Expense	CF	9300001705	9/30/2012	(9.63)
50610000	Pension Expense	CF	9300001777	9/30/2012	(952.86)
50610000	Pension Expense	CF	9300001777	9/30/2012	952.86
50610000	Pension Expense	CF	9300002703	9/30/2012	(25.71)
50610000	Pension Expense	CF	9300002703	9/30/2012	1,762.67
50610000	Pension Expense	CF	9300002703	9/30/2012	9,860.45
50610000	Pension Expense	CF	9300002703	9/30/2012	1,005.20
50610000	Pension Expense	CF	9300002703	9/30/2012	229.61
50610000	Pension Expense	CF	9300002703	9/30/2012	19.66
50610000	Pension Expense	CF	9300002703	9/30/2012	(1,762.67)
50610000	Pension Expense	CF	9300002703	9/30/2012	(9,834.74)
50610000	Pension Expense	CF	9300002703	9/30/2012	(1,005.20)
50610000	Pension Expense	CF	9300002703	9/30/2012	(229.61)
50610000	Pension Expense	CF	9300002703	9/30/2012	(19.66)
50610000	Pension Expense	CF	9300002706	9/30/2012	(385.31)
50610000	Pension Expense	CF	9300002706	9/30/2012	385.31
50610000	Pension Expense	CF	9300002707	9/30/2012	(34.43)
50610000	Pension Expense	CF	9300002707	9/30/2012	34.43
50610000	Pension Expense	CF	9300002708	9/30/2012	(4.48)
50610000	Pension Expense	CF	9300002708	9/30/2012	4.48
50610000	Pension Expense	CF	9300002709	9/30/2012	(736.91)
50610000	Pension Expense	CF	9300002709	9/30/2012	736.91
50610000	Pension Expense	CF	9300002712	9/30/2012	(122.28)

## Kentucky American Water Company

Case No. 2012-00520

Response to PSC DR1, Item 31

Account	Description	Doc Type	Document Number	Posting Date	Amount
50610000	Pension Expense	CF	9300002712	9/30/2012	122.28
50610000	Pension Expense	CF	9300002713	9/30/2012	(319.20)
50610000	Pension Expense	CF	9300002713	9/30/2012	319.20
50610000	Pension Expense	CF	9300002714	9/30/2012	(6.43)
50610000	Pension Expense	CF	9300002714	9/30/2012	6.43
50610000	Pension Expense	CF	9300002715	9/30/2012	(2.54)
50610000	Pension Expense	CF	9300002715	9/30/2012	2.54
50610000	Pension Expense	CF	9300002717	9/30/2012	1.49
50610000	Pension Expense	CF	9300002717	9/30/2012	(1.49)
50610000	Pension Expense	CF	9300002718	9/30/2012	(401.66)
50610000	Pension Expense	CF	9300002718	9/30/2012	401.66
50610000	Pension Expense	CF	9300002720	9/30/2012	(89.29)
50610000	Pension Expense	CF	9300002720	9/30/2012	89.29
50610000	Pension Expense	CF	9300002724	9/30/2012	(78.37)
50610000	Pension Expense	CF	9300002724	9/30/2012	78.37
50610000	Pension Expense	CF	9300002726	9/30/2012	(13.03)
50610000	Pension Expense	CF	9300002726	9/30/2012	13.03
50610000	Pension Expense	CF	9300002727	9/30/2012	(281.55)
50610000	Pension Expense	CF	9300002727	9/30/2012	281.55
50610000	Pension Expense	CF	9300002729	9/30/2012	(776.19)
50610000	Pension Expense	CF	9300002729	9/30/2012	776.19
50610000	Pension Expense	CF	9300002730	9/30/2012	(1.07)
50610000	Pension Expense	CF	9300002730	9/30/2012	1.07
50610000	Pension Expense	CF	9300002731	9/30/2012	12.81
50610000	Pension Expense	CF	9300002731	9/30/2012	(12.81)
50610000	Pension Expense	CF	9300002732	9/30/2012	(114.12)
50610000	Pension Expense	CF	9300002732	9/30/2012	114.12
50610000	Pension Expense	CF	9300002733	9/30/2012	(18.65)
50610000	Pension Expense	CF	9300002733	9/30/2012	18.65
50610000	Pension Expense	CF	9300002734	9/30/2012	(370.53)
50610000	Pension Expense	CF	9300002734	9/30/2012	370.53
50610000	Pension Expense	CF	9300002736	9/30/2012	(202.45)
50610000	Pension Expense	CF	9300002736	9/30/2012	202.45
50610000	Pension Expense	CF	9300002737	9/30/2012	(412.93)
50610000	Pension Expense	CF	9300002737	9/30/2012	412.93
50610000	Pension Expense	CF	9300002738	9/30/2012	(60.46)
50610000	Pension Expense	CF	9300002738	9/30/2012	60.46
50610000	Pension Expense	CF	9300002739	9/30/2012	(117.55)
50610000	Pension Expense	CF	9300002739	9/30/2012	117.55
50610000	Pension Expense	CF	9300002740	9/30/2012	(428.59)
50610000	Pension Expense	CF	9300002740	9/30/2012	428.59
50610000	Pension Expense	CF	9300002742	9/30/2012	(2,194.16)
50610000	Pension Expense	CF	9300002742	9/30/2012	2,194.16
50610000	Pension Expense	CF	9300002743	9/30/2012	(351.52)
50610000	Pension Expense	CF	9300002743	9/30/2012	351.52
50610000	Pension Expense	CF	9300002744	9/30/2012	(81.44)
50610000	Pension Expense	CF	9300002744	9/30/2012	81.44
50610000	Pension Expense	CF	9300002745	9/30/2012	(6.43)
50610000	Pension Expense	CF	9300002745	9/30/2012	6.43
50610000	Pension Expense	CF	9300002746	9/30/2012	(53.99)
50610000	Pension Expense	CF	9300002746	9/30/2012	53.99
50610000	Pension Expense	CF	9300002747	9/30/2012	7.95
50610000	Pension Expense	CF	9300002747	9/30/2012	(7.95)

## Kentucky American Water Company

Case No. 2012-00520

Response to PSC DR1, Item 31

Account	Description	Doc Type	Document Number	Posting Date	Amount
50610000	Pension Expense	CF	9300002748	9/30/2012	(28.26)
50610000	Pension Expense	CF	9300002748	9/30/2012	28.26
50610000	Pension Expense	CF	9300002749	9/30/2012	1.96
50610000	Pension Expense	CF	9300002749	9/30/2012	(1.96)
50610000	Pension Expense	CF	9300002750	9/30/2012	(46.20)
50610000	Pension Expense	CF	9300002750	9/30/2012	46.20
50610000	Pension Expense	CF	9300002751	9/30/2012	(23.58)
50610000	Pension Expense	CF	9300002751	9/30/2012	23.58
50610000	Pension Expense	CF	9300002753	9/30/2012	(2,756.53)
50610000	Pension Expense	CF	9300002753	9/30/2012	2,756.53
50610000	Pension Expense	CF	9300002754	9/30/2012	(201.35)
50610000	Pension Expense	CF	9300002754	9/30/2012	201.35
50610000	Pension Expense	CF	9300002755	9/30/2012	(71.19)
50610000	Pension Expense	CF	9300002755	9/30/2012	71.19
50610000	Pension Expense	CF	9300002756	9/30/2012	(249.30)
50610000	Pension Expense	CF	9300002756	9/30/2012	249.30
50610000	Pension Expense	CF	9300002758	9/30/2012	18.51
50610000	Pension Expense	CF	9300002758	9/30/2012	(18.51)
50610000	Pension Expense	CF	9300002759	9/30/2012	7.20
50610000	Pension Expense	CF	9300002759	9/30/2012	(7.20)
50610100	Pension Cap Credits	UT	9300001617	9/30/2012	(3,372.67)
50610100	Pension Cap Credits	UT	9300001724	9/30/2012	(9.63)
50610100	Pension Cap Credits	UT	9300002704	9/30/2012	(490.01)
50610100	Pension Cap Credits	UZ	2000000248	9/30/2012	5.10
50610100	Pension Cap Credits	UZ	2000000248	9/30/2012	15.29
50610100	Pension Cap Credits	UZ	2000000248	9/30/2012	(143.26)
50610100	Pension Cap Credits	UZ	2000000248	9/30/2012	(30.08)
50610100	Pension Cap Credits	UZ	2000000248	9/30/2012	12.50
50610100	Pension Cap Credits	UZ	2000000248	9/30/2012	(11.56)
50610100	Pension Cap Credits	UZ	2000000248	9/30/2012	(27.03)
50610100	Pension Cap Credits	UZ	2000000248	9/30/2012	(91.41)
50610100	Pension Cap Credits	UZ	2000000248	9/30/2012	(25.00)
50610100	Pension Cap Credits	UZ	2000000248	9/30/2012	8.50
50610100	Pension Cap Credits	UZ	2000000248	9/30/2012	(49.01)
50610100	Pension Cap Credits	UZ	2000000248	9/30/2012	(25.00)
50610100	Pension Cap Credits	UZ	2000000248	9/30/2012	(4.50)
50610100	Pension Cap Credits	UZ	2000000248	9/30/2012	7.75
50610100	Pension Cap Credits	UZ	2000000248	9/30/2012	12.03
50610100	Pension Cap Credits	UZ	2000000248	9/30/2012	(22.36)
50610100	Pension Cap Credits	UZ	2000000248	9/30/2012	(1.61)
50610100	Pension Cap Credits	UZ	2000000248	9/30/2012	(8.57)
50610100	Pension Cap Credits	UZ	2000000248	9/30/2012	(20.10)
50610100	Pension Cap Credits	UZ	2000000248	9/30/2012	(46.66)
50610100	Pension Cap Credits	CS	9300001416	9/30/2012	177.49
50610100	Pension Cap Credits	CS	9300002760	9/30/2012	25.71
50610100	Pension Cap Credits	UZ	2000000248	9/30/2012	165.92
50610100	Pension Cap Credits	UZ	2000000248	9/30/2012	(29.79)
50610100	Pension Cap Credits	UZ	2000000248	9/30/2012	(26.07)
50610100	Pension Cap Credits	UZ	2000000248	9/30/2012	(9.31)
50610100	Pension Cap Credits	UZ	2000000248	9/30/2012	(1.27)
50610100	Pension Cap Credits	UZ	2000000248	9/30/2012	(0.43)
50610100	Pension Cap Credits	UZ	2000000248	9/30/2012	(76.90)
50610100	Pension Cap Credits	UZ	2000000248	9/30/2012	14.88

## Kentucky American Water Company

Case No. 2012-00520

Response to PSC DR1, Item 31

Account	Description	Doc Type	Document Number	Posting Date	Amount
50610100	Pension Cap Credits	UZ	2000000248	9/30/2012	(66.50)
50610100	Pension Cap Credits	UZ	2000000248	9/30/2012	(136.43)
50610100	Pension Cap Credits	UZ	2000000248	9/30/2012	(18.51)
50610100	Pension Cap Credits	UZ	2000000248	9/30/2012	(15.04)
50610100	Pension Cap Credits	UZ	2000000248	9/30/2012	(55.18)
50610100	Pension Cap Credits	UZ	2000000248	9/30/2012	27.39
50610100	Pension Cap Credits	UZ	2000000248	9/30/2012	(91.96)
50610100	Pension Cap Credits	UZ	2000000248	9/30/2012	(29.43)
50610100	Pension Cap Credits	UZ	2000000248	9/30/2012	(95.10)
50610100	Pension Cap Credits	UZ	2000000248	9/30/2012	20.44
50610100	Pension Cap Credits	UZ	2000000248	9/30/2012	(53.20)
50610100	Pension Cap Credits	UZ	2000000248	9/30/2012	(168.71)
50610100	Pension Cap Credits	UZ	2000000248	9/30/2012	5.77
50610100	Pension Cap Credits	UZ	2000000248	9/30/2012	(31.99)
50610100	Pension Cap Credits	UZ	2000000248	9/30/2012	(141.84)
50610100	Pension Cap Credits	UZ	2000000248	9/30/2012	(23.44)
50610100	Pension Cap Credits	UZ	2000000248	9/30/2012	3.63
50610100	Pension Cap Credits	UZ	2000000248	9/30/2012	(38.52)
50610100	Pension Cap Credits	UZ	2000000248	9/30/2012	(1.93)
50610100	Pension Cap Credits	UZ	2000000248	9/30/2012	(1.93)
50610100	Pension Cap Credits	UZ	2000000248	9/30/2012	(49.39)
51010000	Purchased Water	SV	100001217	9/30/2012	9,139.84
51010000	Purchased Water	SV	100001217	9/30/2012	4,872.00
51010000	Purchased Water	SV	100001217	9/30/2012	23,716.00
51010000	Purchased Water	SV	100001217	9/30/2012	4,512.00
51010000	Purchased Water	SV	100001238	9/30/2012	17,325.00
51010000	Purchased Water	CF	9300001431	9/30/2012	(3,283.48)
51010000	Purchased Water	CF	9300001431	9/30/2012	3,283.48
51010000	Purchased Water	CF	9300001735	9/30/2012	20,702.00
51010000	Purchased Water	CF	9300001735	9/30/2012	(20,702.00)
51010000	Purchased Water	CF	9300001782	9/30/2012	24,521.00
51010000	Purchased Water	CF	9300001782	9/30/2012	(24,521.00)
51010000	Purchased Water	CF	9300002698	9/30/2012	(33,100.00)
51010000	Purchased Water	CF	9300002698	9/30/2012	33,100.00
51010000	Purchased Water	CF	9300002702	9/30/2012	(9,139.84)
51010000	Purchased Water	CF	9300002702	9/30/2012	9,139.84
51010000	Purchased Water	CF	9300002763	9/30/2012	(17,325.00)
51010000	Purchased Water	CF	9300002763	9/30/2012	17,325.00
51015000	Purchased Water I/C	SA	100001151	9/30/2012	978.54
51015000	Purchased Water I/C	SA	100001151	9/30/2012	1,226.82
51110000	Waste Disposal	SV	100001152	9/30/2012	2,455.20
51110000	Waste Disposal	SV	100001254	9/30/2012	130.46
51110000	Waste Disposal	CF	9300001519	9/30/2012	(2,624.19)
51110000	Waste Disposal	CF	9300001519	9/30/2012	2,624.19
51110000	Waste Disposal	CF	9300001728	9/30/2012	4,000.00
51110000	Waste Disposal	CF	9300001728	9/30/2012	(4,000.00)
51110000	Waste Disposal	CF	9300001770	9/30/2012	(7,374.53)
51110000	Waste Disposal	CF	9300001770	9/30/2012	7,374.53
51110000	Waste Disposal	CF	9300001782	9/30/2012	2,651.76
51110000	Waste Disposal	CF	9300001782	9/30/2012	(2,651.76)
51110000	Waste Disposal	CF	9300001791	9/30/2012	(1,039.10)
51110000	Waste Disposal	CF	9300001791	9/30/2012	1,039.10
51110000	Waste Disposal	CF	9300001814	9/30/2012	11,060.18

## Kentucky American Water Company

Case No. 2012-00520

Response to PSC DR1, Item 31

Account	Description	Doc Type	Document Number	Posting Date	Amount
51110000	Waste Disposal	CF	9300001814	9/30/2012	(11,060.18)
51110000	Waste Disposal	CF	9300001819	9/30/2012	(2,455.20)
51110000	Waste Disposal	CF	9300001819	9/30/2012	2,455.20
51110000	Waste Disposal	CF	9300002780	9/30/2012	(130.46)
51110000	Waste Disposal	CF	9300002780	9/30/2012	130.46
51110000	Waste Disposal	SR	9600000046	9/30/2012	5,333.00
51110000	Waste Disposal	SR	9600000047	9/30/2012	1,000.00
51120000	Amort Waste Disposal	CF	9300001814	9/30/2012	(8,333.33)
51120000	Amort Waste Disposal	CF	9300001814	9/30/2012	8,333.33
51120000	Amort Waste Disposal	SR	9600000053	9/30/2012	8,333.33
51510000	Purchased Power	SV	100001152	9/30/2012	50,936.60
51510000	Purchased Power	SV	100001152	9/30/2012	186.49
51510000	Purchased Power	SV	100001152	9/30/2012	727.57
51510000	Purchased Power	SV	100001152	9/30/2012	337,794.39
51510000	Purchased Power	SV	100001152	9/30/2012	9,227.69
51510000	Purchased Power	SV	100001152	9/30/2012	1,504.36
51510000	Purchased Power	SV	100001152	9/30/2012	7.26
51510000	Purchased Power	SV	100001152	9/30/2012	285.30
51510000	Purchased Power	SV	100001191	9/30/2012	(1,456.33)
51510000	Purchased Power	SV	100001191	9/30/2012	(6,037.29)
51510000	Purchased Power	SV	100001191	9/30/2012	321.41
51510000	Purchased Power	SV	100001191	9/30/2012	(2,919.27)
51510000	Purchased Power	SV	100001228	9/30/2012	(8,985.22)
51510000	Purchased Power	SV	100001228	9/30/2012	(32.90)
51510000	Purchased Power	SV	100001228	9/30/2012	(128.34)
51510000	Purchased Power	SV	100001228	9/30/2012	(59,586.93)
51510000	Purchased Power	SV	100001228	9/30/2012	(1,627.76)
51510000	Purchased Power	SV	100001228	9/30/2012	(265.37)
51510000	Purchased Power	SV	100001228	9/30/2012	(1.28)
51510000	Purchased Power	SV	100001228	9/30/2012	(50.33)
51510000	Purchased Power	SV	100001249	9/30/2012	(21.74)
51510000	Purchased Power	SV	100001249	9/30/2012	(128.34)
51510000	Purchased Power	SV	100001249	9/30/2012	(13,527.68)
51510000	Purchased Power	SV	100001249	9/30/2012	(1,023.75)
51510000	Purchased Power	SV	100001249	9/30/2012	(1.28)
51510000	Purchased Power	SV	100001249	9/30/2012	(4.10)
51510000	Purchased Power	SV	100001250	9/30/2012	8,985.22
51510000	Purchased Power	SV	100001250	9/30/2012	32.90
51510000	Purchased Power	SV	100001250	9/30/2012	128.34
51510000	Purchased Power	SV	100001250	9/30/2012	59,586.93
51510000	Purchased Power	SV	100001250	9/30/2012	1,627.76
51510000	Purchased Power	SV	100001250	9/30/2012	265.37
51510000	Purchased Power	SV	100001250	9/30/2012	1.28
51510000	Purchased Power	SV	100001250	9/30/2012	50.33
51510000	Purchased Power	SV	100001253	9/30/2012	237.68
51510000	Purchased Power	SV	100001253	9/30/2012	21.25
51510000	Purchased Power	SV	100001254	9/30/2012	2,489.32
51510000	Purchased Power	SV	100001254	9/30/2012	12.83
51510000	Purchased Power	SV	100001254	9/30/2012	38.66
51510000	Purchased Power	SV	100001254	9/30/2012	16,958.00
51510000	Purchased Power	SV	100001254	9/30/2012	583.87
51510000	Purchased Power	SV	100001254	9/30/2012	112.64
51510000	Purchased Power	SV	100001254	9/30/2012	1.09

## Kentucky American Water Company

Case No. 2012-00520

Response to PSC DR1, Item 31

Account	Description	Doc Type	Document Number	Posting Date	Amount
51510000	Purchased Power	SV	100001254	9/30/2012	22.64
51510000	Purchased Power	CS	9300001700	9/30/2012	(10,005.97)
51510000	Purchased Power	CS	9300001637	9/30/2012	(870.08)
51510000	Purchased Power	CS	9300001520	9/30/2012	(43,923.45)
51510000	Purchased Power	CS	9300001702	9/30/2012	(816.46)
51510000	Purchased Power	CS	9300001783	9/30/2012	53,323.27
51510000	Purchased Power	CS	9300001820	9/30/2012	(50,936.60)
51510000	Purchased Power	CS	9300002553	9/30/2012	2,597.86
51510000	Purchased Power	CS	9300002757	9/30/2012	8,985.22
51510000	Purchased Power	CS	9300002781	9/30/2012	(11,474.54)
51510000	Purchased Power	CS	9300001439	9/30/2012	(178.79)
51510000	Purchased Power	CS	9300001633	9/30/2012	(20.66)
51510000	Purchased Power	CS	9300001740	9/30/2012	179.37
51510000	Purchased Power	CS	9300001799	9/30/2012	(186.49)
51510000	Purchased Power	CS	9300002716	9/30/2012	32.90
51510000	Purchased Power	CS	9300002768	9/30/2012	(23.99)
51510000	Purchased Power	CS	9300001451	9/30/2012	(687.74)
51510000	Purchased Power	CS	9300001746	9/30/2012	957.44
51510000	Purchased Power	CS	9300001804	9/30/2012	(727.57)
51510000	Purchased Power	CS	9300002725	9/30/2012	128.34
51510000	Purchased Power	CS	9300002773	9/30/2012	(38.66)
51510000	Purchased Power	CS	9300001491	9/30/2012	(304,204.28)
51510000	Purchased Power	CS	9300001769	9/30/2012	355,813.22
51510000	Purchased Power	CS	9300001813	9/30/2012	(337,794.39)
51510000	Purchased Power	CS	9300002550	9/30/2012	7,493.62
51510000	Purchased Power	CS	9300002741	9/30/2012	59,586.93
51510000	Purchased Power	CS	9300002778	9/30/2012	(63,254.93)
51510000	Purchased Power	CS	9300001418	9/30/2012	(11,208.03)
51510000	Purchased Power	CS	9300001727	9/30/2012	11,082.21
51510000	Purchased Power	CS	9300001790	9/30/2012	(9,227.69)
51510000	Purchased Power	CS	9300002705	9/30/2012	1,627.76
51510000	Purchased Power	CS	9300002764	9/30/2012	(1,187.88)
51510000	Purchased Power	CS	9300001429	9/30/2012	(2,120.00)
51510000	Purchased Power	CS	9300001734	9/30/2012	1,890.25
51510000	Purchased Power	CS	9300001795	9/30/2012	(1,504.36)
51510000	Purchased Power	CS	9300002710	9/30/2012	265.37
51510000	Purchased Power	CS	9300002766	9/30/2012	(378.01)
51510000	Purchased Power	CS	9300001744	9/30/2012	10.65
51510000	Purchased Power	CS	9300001802	9/30/2012	(7.26)
51510000	Purchased Power	CS	9300002722	9/30/2012	1.28
51510000	Purchased Power	CS	9300002771	9/30/2012	(22.34)
51510000	Purchased Power	CS	9300001460	9/30/2012	(437.71)
51510000	Purchased Power	CS	9300001752	9/30/2012	332.92
51510000	Purchased Power	CS	9300001808	9/30/2012	(285.30)
51510000	Purchased Power	CS	9300002728	9/30/2012	50.33
51510000	Purchased Power	CS	9300002774	9/30/2012	(68.87)
51510011	Purchased Power SS	CS	9300001700	9/30/2012	10,005.97
51510011	Purchased Power SS	CS	9300001637	9/30/2012	870.08
51510012	Purchased Power P	CS	9300001520	9/30/2012	43,923.45
51510012	Purchased Power P	CS	9300001702	9/30/2012	816.46
51510012	Purchased Power P	CS	9300001783	9/30/2012	(53,323.27)
51510012	Purchased Power P	CS	9300001820	9/30/2012	50,936.60
51510012	Purchased Power P	CS	9300002553	9/30/2012	(2,597.86)

## Kentucky American Water Company

Case No. 2012-00520

Response to PSC DR1, Item 31

Account	Description	Doc Type	Document Number	Posting Date	Amount
51510012	Purchased Power P	CS	9300002757	9/30/2012	(8,985.22)
51510012	Purchased Power P	CS	9300002781	9/30/2012	11,474.54
51510012	Purchased Power P	CS	9300001439	9/30/2012	178.79
51510012	Purchased Power P	CS	9300001633	9/30/2012	20.66
51510012	Purchased Power P	CS	9300001740	9/30/2012	(179.37)
51510012	Purchased Power P	CS	9300001799	9/30/2012	186.49
51510012	Purchased Power P	CS	9300002716	9/30/2012	(32.90)
51510012	Purchased Power P	CS	9300002768	9/30/2012	23.99
51510012	Purchased Power P	CS	9300001451	9/30/2012	687.74
51510012	Purchased Power P	CS	9300001746	9/30/2012	(957.44)
51510012	Purchased Power P	CS	9300001804	9/30/2012	727.57
51510012	Purchased Power P	CS	9300002725	9/30/2012	(128.34)
51510012	Purchased Power P	CS	9300002773	9/30/2012	38.66
51510013	Purchased Power WT	CS	9300001491	9/30/2012	304,204.28
51510013	Purchased Power WT	CS	9300001769	9/30/2012	(355,813.22)
51510013	Purchased Power WT	CS	9300001813	9/30/2012	337,794.39
51510013	Purchased Power WT	CS	9300002550	9/30/2012	(7,493.62)
51510013	Purchased Power WT	CS	9300002741	9/30/2012	(59,586.93)
51510013	Purchased Power WT	CS	9300002778	9/30/2012	63,254.93
51510013	Purchased Power WT	CS	9300001418	9/30/2012	11,208.03
51510013	Purchased Power WT	CS	9300001727	9/30/2012	(11,082.21)
51510013	Purchased Power WT	CS	9300001790	9/30/2012	9,227.69
51510013	Purchased Power WT	CS	9300002705	9/30/2012	(1,627.76)
51510013	Purchased Power WT	CS	9300002764	9/30/2012	1,187.88
51510013	Purchased Power WT	CS	9300001429	9/30/2012	2,120.00
51510013	Purchased Power WT	CS	9300001734	9/30/2012	(1,890.25)
51510013	Purchased Power WT	CS	9300001795	9/30/2012	1,504.36
51510013	Purchased Power WT	CS	9300002710	9/30/2012	(265.37)
51510013	Purchased Power WT	CS	9300002766	9/30/2012	378.01
51510014	Purchased Power TD	CS	9300001744	9/30/2012	(10.65)
51510014	Purchased Power TD	CS	9300001802	9/30/2012	7.26
51510014	Purchased Power TD	CS	9300002722	9/30/2012	(1.28)
51510014	Purchased Power TD	CS	9300002771	9/30/2012	22.34
51510014	Purchased Power TD	CS	9300001460	9/30/2012	437.71
51510014	Purchased Power TD	CS	9300001752	9/30/2012	(332.92)
51510014	Purchased Power TD	CS	9300001808	9/30/2012	285.30
51510014	Purchased Power TD	CS	9300002728	9/30/2012	(50.33)
51510014	Purchased Power TD	CS	9300002774	9/30/2012	68.87
51800000	Chemicals	SV	100001211	9/30/2012	7,666.30
51800000	Chemicals	CF	9300001733	9/30/2012	(166.38)
51800000	Chemicals	CF	9300001733	9/30/2012	166.38
51800000	Chemicals	CF	9300001770	9/30/2012	(86,940.03)
51800000	Chemicals	CF	9300001770	9/30/2012	86,940.03
51800000	Chemicals	CF	9300001791	9/30/2012	(10,119.19)
51800000	Chemicals	CF	9300001791	9/30/2012	10,119.19
51800000	Chemicals	CF	9300001796	9/30/2012	(1,569.99)
51800000	Chemicals	CF	9300001796	9/30/2012	1,569.99
51800000	Chemicals	CF	9300001814	9/30/2012	(59,264.46)
51800000	Chemicals	CF	9300001814	9/30/2012	59,264.46
51800000	Chemicals	CF	9300002700	9/30/2012	(7,666.30)
51800000	Chemicals	CF	9300002700	9/30/2012	7,666.30
52000000	M&S Expense (O&M)	SA	100001120	9/30/2012	1,878.56
52000000	M&S Expense (O&M)	SN	100001126	9/30/2012	(2,378.24)

## Kentucky American Water Company

Case No. 2012-00520

Response to PSC DR1, Item 31

Account	Description	Doc Type	Document Number	Posting Date	Amount
52000000	M&S Expense (O&M)	SN	100001126	9/30/2012	(1,297.44)
52000000	M&S Expense (O&M)	SN	100001126	9/30/2012	(64.50)
52000000	M&S Expense (O&M)	SN	100001135	9/30/2012	(15.97)
52000000	M&S Expense (O&M)	SN	100001135	9/30/2012	(3.77)
52000000	M&S Expense (O&M)	SV	100001186	9/30/2012	39,499.64
52000000	M&S Expense (O&M)	SV	100001192	9/30/2012	26,638.57
52000000	M&S Expense (O&M)	CF	9300001524	9/30/2012	(2.20)
52000000	M&S Expense (O&M)	CF	9300001524	9/30/2012	2.20
52000000	M&S Expense (O&M)	CF	9300001525	9/30/2012	(20.87)
52000000	M&S Expense (O&M)	CF	9300001525	9/30/2012	20.87
52000000	M&S Expense (O&M)	CS	9300001491	9/30/2012	(66.63)
52000000	M&S Expense (O&M)	CS	9300001769	9/30/2012	(443.72)
52000000	M&S Expense (O&M)	CS	9300001510	9/30/2012	(546.10)
52000000	M&S Expense (O&M)	CS	9300001776	9/30/2012	(2,774.03)
52000000	M&S Expense (O&M)	CS	9300001817	9/30/2012	(529.89)
52000000	M&S Expense (O&M)	CS	9300001731	9/30/2012	30,902.66
52000000	M&S Expense (O&M)	CS	9300001836	9/30/2012	(39,499.64)
52000000	M&S Expense (O&M)	CS	9300002545	9/30/2012	(26,638.57)
52000000	M&S Expense (O&M)	CS	9300001747	9/30/2012	(918.23)
52000000	M&S Expense (O&M)	CS	9300001751	9/30/2012	802.73
52000000	M&S Expense (O&M)	CS	9300001644	9/30/2012	(3,832.20)
52000000	M&S Expense (O&M)	CS	9300001748	9/30/2012	2,374.72
52000000	M&S Expense (O&M)	CS	9300001806	9/30/2012	(4,006.80)
52000000	M&S Expense (O&M)	CS	9300001454	9/30/2012	(1,180.80)
52000000	M&S Expense (O&M)	CS	9300001805	9/30/2012	(222.60)
52000000	M&S Expense (O&M)	CS	9300001515	9/30/2012	(1,467.54)
52000000	M&S Expense (O&M)	CS	9300001696	9/30/2012	830.82
52000000	M&S Expense (O&M)	CS	9300001780	9/30/2012	(9,203.95)
52000000	M&S Expense (O&M)	CS	9300001463	9/30/2012	(2,276.40)
52000000	M&S Expense (O&M)	CS	9300001649	9/30/2012	(97.38)
52000000	M&S Expense (O&M)	CS	9300001753	9/30/2012	(786.68)
52000000	M&S Expense (O&M)	CS	9300001760	9/30/2012	(1,878.56)
52000000	M&S Expense (O&M)	CS	9300001616	9/30/2012	(23.07)
52001300	M&S Oper WT	CS	9300001491	9/30/2012	66.63
52001300	M&S Oper WT	CS	9300001769	9/30/2012	443.72
52001400	M&S Oper TD	CS	9300001510	9/30/2012	546.10
52001400	M&S Oper TD	CS	9300001776	9/30/2012	2,774.03
52001400	M&S Oper TD	CS	9300001817	9/30/2012	529.89
52001600	M&S Oper AG	CS	9300001731	9/30/2012	(30,902.66)
52001600	M&S Oper AG	CS	9300001836	9/30/2012	39,499.64
52001600	M&S Oper AG	CS	9300002545	9/30/2012	26,638.57
52001600	M&S Oper AG	CS	9300001747	9/30/2012	918.23
52500000	Misc Expense (O&M)	SA	100001049	9/30/2012	(1,244.41)
52500000	Misc Expense (O&M)	SA	100001049	9/30/2012	(1,281.93)
52500000	Misc Expense (O&M)	SA	100001049	9/30/2012	(2,149.90)
52500000	Misc Expense (O&M)	SA	100001049	9/30/2012	(1,469.26)
52500000	Misc Expense (O&M)	SA	100001049	9/30/2012	(416.66)
52500000	Misc Expense (O&M)	SA	100001049	9/30/2012	(1,800.99)
52500000	Misc Expense (O&M)	SA	100001049	9/30/2012	(2,238.71)
52500000	Misc Expense (O&M)	SA	100001049	9/30/2012	(619.56)
52500000	Misc Expense (O&M)	SA	100001049	9/30/2012	(3,590.84)
52500000	Misc Expense (O&M)	SA	100001049	9/30/2012	(554.38)
52500000	Misc Expense (O&M)	SA	100001049	9/30/2012	(2,422.70)



Kentucky American Water Company  
Case No. 2012-00520  
Response to PSC DR1, Item 31

Account	Description	Doc Type	Document Number	Posting Date	Amount
52500000	Misc Expense (O&M)	SA	100001049	9/30/2012	(1,112.32)
52500000	Misc Expense (O&M)	SA	100001049	9/30/2012	(3,019.97)
52500000	Misc Expense (O&M)	SA	100001049	9/30/2012	(5,260.36)
52500000	Misc Expense (O&M)	SA	100001049	9/30/2012	(7,172.91)
52500000	Misc Expense (O&M)	SA	100001049	9/30/2012	(2,238.71)
52500000	Misc Expense (O&M)	SA	100001049	9/30/2012	(619.56)
52500000	Misc Expense (O&M)	SA	100001049	9/30/2012	(809.76)
52500000	Misc Expense (O&M)	SA	100001049	9/30/2012	(382.23)
52500000	Misc Expense (O&M)	SA	100001049	9/30/2012	(148.44)
52500000	Misc Expense (O&M)	SA	100001049	9/30/2012	(189.97)
52500000	Misc Expense (O&M)	SA	100001049	9/30/2012	(276.13)
52500000	Misc Expense (O&M)	SA	100001084	9/30/2012	(2,238.71)
52500000	Misc Expense (O&M)	SA	100001084	9/30/2012	2,238.71
52500000	Misc Expense (O&M)	SA	100001084	9/30/2012	(619.56)
52500000	Misc Expense (O&M)	SA	100001084	9/30/2012	619.56
52500000	Misc Expense (O&M)	SA	100001105	9/30/2012	4,756.17
52500000	Misc Expense (O&M)	SA	100001106	9/30/2012	281.84
52500000	Misc Expense (O&M)	SA	100001109	9/30/2012	561.20
52500000	Misc Expense (O&M)	SA	100001112	9/30/2012	796.42
52500000	Misc Expense (O&M)	SA	100001117	9/30/2012	4,152.36
52500000	Misc Expense (O&M)	SA	100001119	9/30/2012	341.52
52500000	Misc Expense (O&M)	SX	100001161	9/30/2012	302.17
52500000	Misc Expense (O&M)	SA	100001188	9/30/2012	139.84
52500000	Misc Expense (O&M)	SV	100001190	9/30/2012	100.06
52500000	Misc Expense (O&M)	SV	100001211	9/30/2012	22,790.00
52500000	Misc Expense (O&M)	SV	100001211	9/30/2012	5,490.00
52500000	Misc Expense (O&M)	SV	100001211	9/30/2012	194,514.58
52500000	Misc Expense (O&M)	SA	100001235	9/30/2012	161,338.03
52500000	Misc Expense (O&M)	SA	100001246	9/30/2012	(712.50)
52500000	Misc Expense (O&M)	SP	2000000192	9/30/2012	4.26
52500000	Misc Expense (O&M)	UT	9300001722	9/30/2012	(619.56)
52500000	Misc Expense (O&M)	UT	9300001721	9/30/2012	(2,238.71)
52500000	Misc Expense (O&M)	CS	9300001762	9/30/2012	(4,152.36)
52500000	Misc Expense (O&M)	CS	9300001491	9/30/2012	(87.50)
52500000	Misc Expense (O&M)	CS	9300001508	9/30/2012	(1,981.38)
52500000	Misc Expense (O&M)	CS	9300001763	9/30/2012	(284.03)
52500000	Misc Expense (O&M)	CS	9300001812	9/30/2012	(111.33)
52500000	Misc Expense (O&M)	CS	9300001510	9/30/2012	(1,715.62)
52500000	Misc Expense (O&M)	CS	9300001692	9/30/2012	(282.78)
52500000	Misc Expense (O&M)	CS	9300001776	9/30/2012	(587.08)
52500000	Misc Expense (O&M)	CS	9300001731	9/30/2012	60,795.61
52500000	Misc Expense (O&M)	CS	9300001793	9/30/2012	(4.26)
52500000	Misc Expense (O&M)	CS	9300002696	9/30/2012	(222,794.58)
52500000	Misc Expense (O&M)	CS	9300001737	9/30/2012	139.84
52500000	Misc Expense (O&M)	CS	9300001830	9/30/2012	(302.17)
52500000	Misc Expense (O&M)	CS	9300001839	9/30/2012	(239.90)
52500000	Misc Expense (O&M)	CS	9300001506	9/30/2012	(1,767.76)
52500000	Misc Expense (O&M)	CS	9300001773	9/30/2012	(166.16)
52500000	Misc Expense (O&M)	CS	9300001521	9/30/2012	(159.00)
52500000	Misc Expense (O&M)	CS	9300001432	9/30/2012	(40.88)
52500000	Misc Expense (O&M)	CS	9300001748	9/30/2012	17,922.04
52500000	Misc Expense (O&M)	CS	9300001771	9/30/2012	5,260.36
52500000	Misc Expense (O&M)	CS	9300001515	9/30/2012	(327.71)

Kentucky American Water Company  
Case No. 2012-00520  
Response to PSC DR1, Item 31

Account	Description	Doc Type	Document Number	Posting Date	Amount
52500000	Misc Expense (O&M)	CS	9300001780	9/30/2012	16,605.79
52500000	Misc Expense (O&M)	CS	9300001818	9/30/2012	(568.84)
52500000	Misc Expense (O&M)	CS	9300001753	9/30/2012	809.76
52500000	Misc Expense (O&M)	CS	9300002776	9/30/2012	712.50
52500000	Misc Expense (O&M)	CS	9300001760	9/30/2012	(6,810.18)
52500000	Misc Expense (O&M)	CS	9300001457	9/30/2012	(1,259.28)
52500000	Misc Expense (O&M)	CS	9300001749	9/30/2012	(542.43)
52500000	Misc Expense (O&M)	CS	9300001807	9/30/2012	(43.87)
52500000	Misc Expense (O&M)	UZ	2000000251	9/30/2012	(161,338.03)
52501100	Misc Oper SS	CS	9300001762	9/30/2012	4,152.36
52501300	Misc Oper WT	CS	9300001491	9/30/2012	87.50
52501300	Misc Oper WT	CS	9300001508	9/30/2012	1,981.38
52501400	Misc Oper TD	CS	9300001763	9/30/2012	284.03
52501400	Misc Oper TD	CS	9300001812	9/30/2012	111.33
52501400	Misc Oper TD	CS	9300001510	9/30/2012	1,715.62
52501400	Misc Oper TD	CS	9300001692	9/30/2012	282.78
52501400	Misc Oper TD	CS	9300001776	9/30/2012	587.08
52501600	Misc Oper AG	CS	9300001731	9/30/2012	(60,795.61)
52501600	Misc Oper AG	CS	9300001793	9/30/2012	4.26
52501600	Misc Oper AG	CS	9300002696	9/30/2012	222,794.58
52501600	Misc Oper AG	CS	9300001737	9/30/2012	(139.84)
52501600	Misc Oper AG	CS	9300001830	9/30/2012	302.17
52501600	Misc Oper AG	CS	9300001839	9/30/2012	239.90
52501600	Misc Oper AG	CS	9300001506	9/30/2012	1,767.76
52501600	Misc Oper AG	CS	9300001773	9/30/2012	166.16
52501600	Misc Oper AG	CS	9300001521	9/30/2012	159.00
52501600	Misc Oper AG	CS	9300001432	9/30/2012	40.88
52503000	Advertising	CF	9300001435	9/30/2012	(1,457.50)
52503000	Advertising	CF	9300001435	9/30/2012	1,457.50
52510000	Bank Svc Charges	SV	100001154	9/30/2012	17,941.24
52510000	Bank Svc Charges	SV	100001175	9/30/2012	17,112.43
52510000	Bank Svc Charges	SA	100001232	9/30/2012	(14,961.02)
52510000	Bank Svc Charges	SA	100001232	9/30/2012	14,961.02
52510000	Bank Svc Charges	CS	9300001762	9/30/2012	32,902.26
52510000	Bank Svc Charges	CS	9300001832	9/30/2012	(17,941.24)
52510000	Bank Svc Charges	CS	9300001755	9/30/2012	(16,437.32)
52510000	Bank Svc Charges	CS	9300001844	9/30/2012	(17,112.43)
52510000	Bank Svc Charges	CS	9300002762	9/30/2012	14,961.02
52510000	Bank Svc Charges	CS	9300002761	9/30/2012	(14,961.02)
52510015	Bank Svc Charges-CA	CS	9300001755	9/30/2012	16,437.32
52510015	Bank Svc Charges-CA	CS	9300001844	9/30/2012	17,112.43
52510015	Bank Svc Charges-CA	CS	9300002762	9/30/2012	(14,961.02)
52510016	Bank Svc Charges-AG	CS	9300001762	9/30/2012	(32,902.26)
52510016	Bank Svc Charges-AG	CS	9300001832	9/30/2012	17,941.24
52510016	Bank Svc Charges-AG	CS	9300002761	9/30/2012	14,961.02
52514500	Charitb Don-H/Ed/En	CF	9300001435	9/30/2012	(22,000.00)
52514500	Charitb Don-H/Ed/En	CF	9300001435	9/30/2012	22,000.00
52514904	Cust Edu Comm-Consrv	CF	9300001435	9/30/2012	(964.95)
52514904	Cust Edu Comm-Consrv	CF	9300001435	9/30/2012	964.95
52514905	Cust Edu Comm-Printd	CF	9300001435	9/30/2012	(71.02)
52514905	Cust Edu Comm-Printd	CF	9300001435	9/30/2012	71.02
52514906	Cust Edu-Bill Insert	CF	9300001435	9/30/2012	(238.50)
52514906	Cust Edu-Bill Insert	CF	9300001435	9/30/2012	238.50

Kentucky American Water Company  
Case No. 2012-00520  
Response to PSC DR1, Item 31

Account	Description	Doc Type	Document Number	Posting Date	Amount
52515000	Commun Relations-E	CF	9300001435	9/30/2012	(2,319.05)
52515000	Commun Relations-E	CF	9300001435	9/30/2012	2,319.05
52515001	Commun Relations-S	CF	9300001435	9/30/2012	(1,862.99)
52515001	Commun Relations-S	CF	9300001435	9/30/2012	1,862.99
52520000	Collection Agencies	SV	100001179	9/30/2012	2,024.89
52520000	Collection Agencies	SV	100001180	9/30/2012	3,176.65
52520000	Collection Agencies	SV	100001180	9/30/2012	2,352.00
52520000	Collection Agencies	SV	100001180	9/30/2012	2,755.72
52520000	Collection Agencies	CF	9300001845	9/30/2012	(10,309.26)
52520000	Collection Agencies	CF	9300001845	9/30/2012	10,309.26
52524000	Co Dues/Mmbrshp Ded	SA	100001113	9/30/2012	532.11
52524000	Co Dues/Mmbrshp Ded	SA	100001121	9/30/2012	307.11
52524000	Co Dues/Mmbrshp Ded	CF	9300001730	9/30/2012	(439.83)
52524000	Co Dues/Mmbrshp Ded	CF	9300001730	9/30/2012	439.83
52524000	Co Dues/Mmbrshp Ded	CF	9300001732	9/30/2012	(839.22)
52524000	Co Dues/Mmbrshp Ded	CF	9300001732	9/30/2012	839.22
52524000	Co Dues/Mmbrshp Ded	CF	9300001792	9/30/2012	(439.83)
52524000	Co Dues/Mmbrshp Ded	CF	9300001792	9/30/2012	439.83
52524000	Co Dues/Mmbrshp Ded	CF	9300001794	9/30/2012	(3,800.50)
52524000	Co Dues/Mmbrshp Ded	CF	9300001794	9/30/2012	3,800.50
52524000	Co Dues/Mmbrshp Ded	CF	9300001798	9/30/2012	(833.33)
52524000	Co Dues/Mmbrshp Ded	CF	9300001798	9/30/2012	833.33
52524000	Co Dues/Mmbrshp Ded	SR	9600000050	9/30/2012	833.33
52524000	Co Dues/Mmbrshp Ded	SR	9600000051	9/30/2012	439.83
52524000	Co Dues/Mmbrshp Ded	SR	9600000054	9/30/2012	3,800.50
52526100	Credit Line Fees I/C	SV	100001165	9/30/2012	5,941.83
52526100	Credit Line Fees I/C	SA	100001206	9/30/2012	3,234.65
52526100	Credit Line Fees I/C	SG	100001226	9/30/2012	(3,234.65)
52526100	Credit Line Fees I/C	SA	100001229	9/30/2012	3,234.65
52527000	Directors Fees	CF	9300001433	9/30/2012	(150.00)
52527000	Directors Fees	CF	9300001433	9/30/2012	150.00
52532000	Electricity	SV	100001152	9/30/2012	73.20
52532000	Electricity	SV	100001152	9/30/2012	12.16
52532000	Electricity	SV	100001152	9/30/2012	3,798.02
52532000	Electricity	SV	100001152	9/30/2012	502.58
52532000	Electricity	SV	100001152	9/30/2012	6,279.72
52532000	Electricity	SV	100001152	9/30/2012	154.64
52532000	Electricity	SV	100001152	9/30/2012	1,438.38
52532000	Electricity	SV	100001228	9/30/2012	(12.91)
52532000	Electricity	SV	100001228	9/30/2012	(2.15)
52532000	Electricity	SV	100001228	9/30/2012	(669.97)
52532000	Electricity	SV	100001228	9/30/2012	(88.66)
52532000	Electricity	SV	100001228	9/30/2012	(1,107.74)
52532000	Electricity	SV	100001228	9/30/2012	(27.28)
52532000	Electricity	SV	100001249	9/30/2012	(1.85)
52532000	Electricity	SV	100001249	9/30/2012	(5.96)
52532000	Electricity	SV	100001249	9/30/2012	(39.12)
52532000	Electricity	SV	100001250	9/30/2012	12.91
52532000	Electricity	SV	100001250	9/30/2012	2.15
52532000	Electricity	SV	100001250	9/30/2012	669.97
52532000	Electricity	SV	100001250	9/30/2012	88.66
52532000	Electricity	SV	100001250	9/30/2012	1,107.74
52532000	Electricity	SV	100001250	9/30/2012	27.28

## Kentucky American Water Company

Case No. 2012-00520

Response to PSC DR1, Item 31

Account	Description	Doc Type	Document Number	Posting Date	Amount
52532000	Electricity	SV	100001253	9/30/2012	45.56
52532000	Electricity	SV	100001253	9/30/2012	88.19
52532000	Electricity	SV	100001253	9/30/2012	52.95
52532000	Electricity	SV	100001254	9/30/2012	5.80
52532000	Electricity	SV	100001254	9/30/2012	2.50
52532000	Electricity	SV	100001254	9/30/2012	170.59
52532000	Electricity	SV	100001254	9/30/2012	37.25
52532000	Electricity	SV	100001254	9/30/2012	333.64
52532000	Electricity	SV	100001254	9/30/2012	14.00
52532000	Electricity	CS	9300001491	9/30/2012	(70.33)
52532000	Electricity	CS	9300001769	9/30/2012	52.06
52532000	Electricity	CS	9300001813	9/30/2012	(73.20)
52532000	Electricity	CS	9300002741	9/30/2012	12.91
52532000	Electricity	CS	9300002778	9/30/2012	(16.86)
52532000	Electricity	CS	9300001743	9/30/2012	14.20
52532000	Electricity	CS	9300001801	9/30/2012	(12.16)
52532000	Electricity	CS	9300002721	9/30/2012	2.15
52532000	Electricity	CS	9300002770	9/30/2012	(50.21)
52532000	Electricity	CS	9300001510	9/30/2012	(2,441.74)
52532000	Electricity	CS	9300001692	9/30/2012	(59.58)
52532000	Electricity	CS	9300001776	9/30/2012	3,943.73
52532000	Electricity	CS	9300001817	9/30/2012	(3,798.02)
52532000	Electricity	CS	9300002752	9/30/2012	669.97
52532000	Electricity	CS	9300002779	9/30/2012	(922.79)
52532000	Electricity	CS	9300001445	9/30/2012	(504.76)
52532000	Electricity	CS	9300001638	9/30/2012	(30.49)
52532000	Electricity	CS	9300001742	9/30/2012	1,693.80
52532000	Electricity	CS	9300001800	9/30/2012	(1,940.96)
52532000	Electricity	CS	9300002719	9/30/2012	88.66
52532000	Electricity	CS	9300002769	9/30/2012	(139.74)
52532000	Electricity	CS	9300001476	9/30/2012	(6,742.20)
52532000	Electricity	CS	9300001758	9/30/2012	8,443.80
52532000	Electricity	CS	9300001810	9/30/2012	(6,279.72)
52532000	Electricity	CS	9300002735	9/30/2012	1,107.74
52532000	Electricity	CS	9300002775	9/30/2012	(1,441.38)
52532000	Electricity	CS	9300001432	9/30/2012	(275.22)
52532000	Electricity	CS	9300001736	9/30/2012	224.45
52532000	Electricity	CS	9300001797	9/30/2012	(154.64)
52532000	Electricity	CS	9300002711	9/30/2012	27.28
52532000	Electricity	CS	9300002767	9/30/2012	(41.28)
52532013	Electricity WT	CS	9300001491	9/30/2012	70.33
52532013	Electricity WT	CS	9300001769	9/30/2012	(52.06)
52532013	Electricity WT	CS	9300001813	9/30/2012	73.20
52532013	Electricity WT	CS	9300002741	9/30/2012	(12.91)
52532013	Electricity WT	CS	9300002778	9/30/2012	16.86
52532013	Electricity WT	CS	9300001743	9/30/2012	(14.20)
52532013	Electricity WT	CS	9300001801	9/30/2012	12.16
52532013	Electricity WT	CS	9300002721	9/30/2012	(2.15)
52532013	Electricity WT	CS	9300002770	9/30/2012	50.21
52532014	Electricity TD	CS	9300001510	9/30/2012	2,441.74
52532014	Electricity TD	CS	9300001692	9/30/2012	59.58
52532014	Electricity TD	CS	9300001776	9/30/2012	(3,943.73)
52532014	Electricity TD	CS	9300001817	9/30/2012	3,798.02

## Kentucky American Water Company

Case No. 2012-00520

Response to PSC DR1, Item 31

Account	Description	Doc Type	Document Number	Posting Date	Amount
52532014	Electricity TD	CS	9300002752	9/30/2012	(669.97)
52532014	Electricity TD	CS	9300002779	9/30/2012	922.79
52532014	Electricity TD	CS	9300001445	9/30/2012	504.76
52532014	Electricity TD	CS	9300001638	9/30/2012	30.49
52532014	Electricity TD	CS	9300001742	9/30/2012	(1,693.80)
52532014	Electricity TD	CS	9300001800	9/30/2012	1,940.96
52532014	Electricity TD	CS	9300002719	9/30/2012	(88.66)
52532014	Electricity TD	CS	9300002769	9/30/2012	139.74
52532016	Electricity AG	CS	9300001476	9/30/2012	6,742.20
52532016	Electricity AG	CS	9300001758	9/30/2012	(8,443.80)
52532016	Electricity AG	CS	9300001810	9/30/2012	6,279.72
52532016	Electricity AG	CS	9300002735	9/30/2012	(1,107.74)
52532016	Electricity AG	CS	9300002775	9/30/2012	1,441.38
52532016	Electricity AG	CS	9300001432	9/30/2012	275.22
52532016	Electricity AG	CS	9300001736	9/30/2012	(224.45)
52532016	Electricity AG	CS	9300001797	9/30/2012	154.64
52532016	Electricity AG	CS	9300002711	9/30/2012	(27.28)
52532016	Electricity AG	CS	9300002767	9/30/2012	41.28
52534000	Employee Expenses	SV	100001185	9/30/2012	28,695.14
52534000	Employee Expenses	SV	100001186	9/30/2012	20,299.92
52534000	Employee Expenses	SV	100001192	9/30/2012	12,880.47
52534000	Employee Expenses	SV	100001251	9/30/2012	(1,297.86)
52534000	Employee Expenses	CF	9300001625	9/30/2012	(237.50)
52534000	Employee Expenses	CF	9300001625	9/30/2012	237.50
52534000	Employee Expenses	CF	9300001732	9/30/2012	20,489.70
52534000	Employee Expenses	CF	9300001732	9/30/2012	(20,489.70)
52534000	Employee Expenses	CF	9300001837	9/30/2012	(48,995.06)
52534000	Employee Expenses	CF	9300001837	9/30/2012	48,995.06
52534000	Employee Expenses	CF	9300002546	9/30/2012	(12,880.47)
52534000	Employee Expenses	CF	9300002546	9/30/2012	12,880.47
52534000	Employee Expenses	CF	9300002765	9/30/2012	1,297.86
52534000	Employee Expenses	CF	9300002765	9/30/2012	(1,297.86)
52534000	Employee Expenses	UT	9300001617	9/30/2012	(12.50)
52534200	Conferences & Reg	SA	100001111	9/30/2012	54.10
52534200	Conferences & Reg	CF	9300001732	9/30/2012	(54.10)
52534200	Conferences & Reg	CF	9300001732	9/30/2012	54.10
52535000	Meals Deductible	SV	100001185	9/30/2012	28,695.13
52535000	Meals Deductible	SV	100001186	9/30/2012	20,299.93
52535000	Meals Deductible	SV	100001192	9/30/2012	12,880.48
52535000	Meals Deductible	SV	100001251	9/30/2012	(1,297.85)
52535000	Meals Deductible	CF	9300001732	9/30/2012	20,489.70
52535000	Meals Deductible	CF	9300001732	9/30/2012	(20,489.70)
52535000	Meals Deductible	CF	9300001768	9/30/2012	(967.96)
52535000	Meals Deductible	CF	9300001768	9/30/2012	967.96
52535000	Meals Deductible	CF	9300001837	9/30/2012	(48,995.06)
52535000	Meals Deductible	CF	9300001837	9/30/2012	48,995.06
52535000	Meals Deductible	CF	9300002546	9/30/2012	(12,880.48)
52535000	Meals Deductible	CF	9300002546	9/30/2012	12,880.48
52535000	Meals Deductible	CF	9300002765	9/30/2012	1,297.85
52535000	Meals Deductible	CF	9300002765	9/30/2012	(1,297.85)
52542000	Forms	SV	100001153	9/30/2012	49,497.18
52542000	Forms	CS	9300001755	9/30/2012	32,998.12
52542000	Forms	CS	9300001831	9/30/2012	(49,497.18)

## Kentucky American Water Company

Case No. 2012-00520

Response to PSC DR1, Item 31

Account	Description	Doc Type	Document Number	Posting Date	Amount
52542015	Forms CA	CS	9300001755	9/30/2012	(32,998.12)
52542015	Forms CA	CS	9300001831	9/30/2012	49,497.18
52546000	Grounds Keeping	CS	9300001491	9/30/2012	(9,385.95)
52546000	Grounds Keeping	CS	9300001769	9/30/2012	4,023.17
52546000	Grounds Keeping	CS	9300001418	9/30/2012	(106.00)
52546000	Grounds Keeping	CS	9300001429	9/30/2012	(318.00)
52546000	Grounds Keeping	CS	9300001734	9/30/2012	(53.00)
52546000	Grounds Keeping	CS	9300001445	9/30/2012	(888.28)
52546000	Grounds Keeping	CS	9300001460	9/30/2012	(42.40)
52546013	Grounds Keeping WT	CS	9300001491	9/30/2012	9,385.95
52546013	Grounds Keeping WT	CS	9300001769	9/30/2012	(4,023.17)
52546013	Grounds Keeping WT	CS	9300001418	9/30/2012	106.00
52546013	Grounds Keeping WT	CS	9300001429	9/30/2012	318.00
52546013	Grounds Keeping WT	CS	9300001734	9/30/2012	53.00
52546014	Grounds Keeping TD	CS	9300001445	9/30/2012	888.28
52546014	Grounds Keeping TD	CS	9300001460	9/30/2012	42.40
52548000	Heating Oil/Gas	SV	100001152	9/30/2012	441.46
52548000	Heating Oil/Gas	SV	100001152	9/30/2012	8.70
52548000	Heating Oil/Gas	SV	100001152	9/30/2012	864.61
52548000	Heating Oil/Gas	SV	100001228	9/30/2012	(77.87)
52548000	Heating Oil/Gas	SV	100001228	9/30/2012	(1.53)
52548000	Heating Oil/Gas	SV	100001228	9/30/2012	(152.52)
52548000	Heating Oil/Gas	SV	100001249	9/30/2012	(19.69)
52548000	Heating Oil/Gas	SV	100001249	9/30/2012	(1.53)
52548000	Heating Oil/Gas	SV	100001249	9/30/2012	(67.98)
52548000	Heating Oil/Gas	SV	100001250	9/30/2012	77.87
52548000	Heating Oil/Gas	SV	100001250	9/30/2012	1.53
52548000	Heating Oil/Gas	SV	100001250	9/30/2012	152.52
52548000	Heating Oil/Gas	SV	100001254	9/30/2012	22.94
52548000	Heating Oil/Gas	SV	100001254	9/30/2012	0.49
52548000	Heating Oil/Gas	SV	100001254	9/30/2012	43.61
52548000	Heating Oil/Gas	CS	9300001510	9/30/2012	(453.12)
52548000	Heating Oil/Gas	CS	9300001776	9/30/2012	540.94
52548000	Heating Oil/Gas	CS	9300001817	9/30/2012	(441.46)
52548000	Heating Oil/Gas	CS	9300002752	9/30/2012	77.87
52548000	Heating Oil/Gas	CS	9300002779	9/30/2012	(81.12)
52548000	Heating Oil/Gas	CS	9300001448	9/30/2012	(9.22)
52548000	Heating Oil/Gas	CS	9300001745	9/30/2012	8.68
52548000	Heating Oil/Gas	CS	9300001803	9/30/2012	(8.70)
52548000	Heating Oil/Gas	CS	9300002723	9/30/2012	1.53
52548000	Heating Oil/Gas	CS	9300002772	9/30/2012	(0.49)
52548000	Heating Oil/Gas	CS	9300001476	9/30/2012	(832.88)
52548000	Heating Oil/Gas	CS	9300001758	9/30/2012	1,023.84
52548000	Heating Oil/Gas	CS	9300001810	9/30/2012	(864.61)
52548000	Heating Oil/Gas	CS	9300002735	9/30/2012	152.52
52548000	Heating Oil/Gas	CS	9300002775	9/30/2012	(128.15)
52548014	Heating Oil/Gas TD	CS	9300001510	9/30/2012	453.12
52548014	Heating Oil/Gas TD	CS	9300001776	9/30/2012	(540.94)
52548014	Heating Oil/Gas TD	CS	9300001817	9/30/2012	441.46
52548014	Heating Oil/Gas TD	CS	9300002752	9/30/2012	(77.87)
52548014	Heating Oil/Gas TD	CS	9300002779	9/30/2012	81.12
52548014	Heating Oil/Gas TD	CS	9300001448	9/30/2012	9.22
52548014	Heating Oil/Gas TD	CS	9300001745	9/30/2012	(8.68)

## Kentucky American Water Company

Case No. 2012-00520

Response to PSC DR1, Item 31

Account	Description	Doc Type	Document Number	Posting Date	Amount
52548014	Heating Oil/Gas TD	CS	9300001803	9/30/2012	8.70
52548014	Heating Oil/Gas TD	CS	9300002723	9/30/2012	(1.53)
52548014	Heating Oil/Gas TD	CS	9300002772	9/30/2012	0.49
52548016	Heating Oil/Gas AG	CS	9300001476	9/30/2012	832.88
52548016	Heating Oil/Gas AG	CS	9300001758	9/30/2012	(1,023.84)
52548016	Heating Oil/Gas AG	CS	9300001810	9/30/2012	864.61
52548016	Heating Oil/Gas AG	CS	9300002735	9/30/2012	(152.52)
52548016	Heating Oil/Gas AG	CS	9300002775	9/30/2012	128.15
52548100	Hiring Costs	CF	9300001779	9/30/2012	(47.70)
52548100	Hiring Costs	CF	9300001779	9/30/2012	47.70
52550000	Janitorial	CS	9300001520	9/30/2012	(195.55)
52550000	Janitorial	CS	9300001491	9/30/2012	(146.32)
52550000	Janitorial	CS	9300001427	9/30/2012	(5,403.33)
52550012	Janitorial P	CS	9300001520	9/30/2012	195.55
52550013	Janitorial WT	CS	9300001491	9/30/2012	146.32
52550016	Janitorial AG	CS	9300001427	9/30/2012	5,403.33
52554500	Lab Supplies	SV	100001199	9/30/2012	1,600.00
52554500	Lab Supplies	CF	9300001430	9/30/2012	(738.18)
52554500	Lab Supplies	CF	9300001430	9/30/2012	738.18
52554500	Lab Supplies	CF	9300001458	9/30/2012	(55.36)
52554500	Lab Supplies	CF	9300001458	9/30/2012	55.36
52554500	Lab Supplies	CF	9300001479	9/30/2012	(293.85)
52554500	Lab Supplies	CF	9300001479	9/30/2012	293.85
52554500	Lab Supplies	CF	9300001509	9/30/2012	(5,300.43)
52554500	Lab Supplies	CF	9300001509	9/30/2012	5,300.43
52554500	Lab Supplies	CF	9300001691	9/30/2012	(300.86)
52554500	Lab Supplies	CF	9300001691	9/30/2012	300.86
52554500	Lab Supplies	CF	9300001750	9/30/2012	(61.69)
52554500	Lab Supplies	CF	9300001750	9/30/2012	61.69
52554500	Lab Supplies	CF	9300002551	9/30/2012	(1,600.00)
52554500	Lab Supplies	CF	9300002551	9/30/2012	1,600.00
52562000	Office Supplies	CS	9300001491	9/30/2012	(99.33)
52562000	Office Supplies	CS	9300001459	9/30/2012	(188.19)
52562000	Office Supplies	CS	9300001427	9/30/2012	(23.45)
52562000	Office Supplies	CS	9300001432	9/30/2012	(13.61)
52562013	Off&Adm Supplies WT	CS	9300001491	9/30/2012	99.33
52562013	Off&Adm Supplies WT	CS	9300001459	9/30/2012	188.19
52562016	Off&Adm Supplies AG	CS	9300001427	9/30/2012	23.45
52562016	Off&Adm Supplies AG	CS	9300001432	9/30/2012	13.61
52562500	Overnight Shippng	CS	9300001491	9/30/2012	(279.49)
52562500	Overnight Shippng	CS	9300001690	9/30/2012	(210.96)
52562500	Overnight Shippng	CS	9300001775	9/30/2012	(341.35)
52562500	Overnight Shippng	CS	9300001478	9/30/2012	(161.78)
52562500	Overnight Shippng	CS	9300001499	9/30/2012	(42.60)
52562500	Overnight Shippng	CS	9300001427	9/30/2012	(23.08)
52562513	Overnight Shippng WT	CS	9300001491	9/30/2012	279.49
52562513	Overnight Shippng WT	CS	9300001690	9/30/2012	210.96
52562513	Overnight Shippng WT	CS	9300001775	9/30/2012	341.35
52562513	Overnight Shippng WT	CS	9300001478	9/30/2012	161.78
52562515	Overnight Shippng CA	CS	9300001499	9/30/2012	42.60
52562516	Overnight Shippng AG	CS	9300001427	9/30/2012	23.08
52566000	Postage	SA	100001208	9/30/2012	40,558.31
52566000	Postage	SA	100001232	9/30/2012	38,937.26

## Kentucky American Water Company

Case No. 2012-00520

Response to PSC DR1, Item 31

Account	Description	Doc Type	Document Number	Posting Date	Amount
52566000	Postage	SA	100001232	9/30/2012	(38,937.26)
52566000	Postage	CS	9300001784	9/30/2012	1,621.05
52566000	Postage	CS	9300002762	9/30/2012	(38,937.26)
52566000	Postage	CS	9300002545	9/30/2012	(40,558.31)
52566000	Postage	CS	9300002761	9/30/2012	38,937.26
52566015	Postage CA	CS	9300002762	9/30/2012	38,937.26
52566016	Postage AG	CS	9300001784	9/30/2012	(1,621.05)
52566016	Postage AG	CS	9300002545	9/30/2012	40,558.31
52566016	Postage AG	CS	9300002761	9/30/2012	(38,937.26)
52568000	Research & Develop	SA	100001110	9/30/2012	73.70
52568000	Research & Develop	SA	100001115	9/30/2012	1,700.50
52568000	Research & Develop	SA	100001140	9/30/2012	47.98
52568000	Research & Develop	CF	9300001732	9/30/2012	(1,822.18)
52568000	Research & Develop	CF	9300001732	9/30/2012	1,822.18
52571000	Security Svc	SV	100001199	9/30/2012	3,808.00
52571000	Security Svc	CS	9300002549	9/30/2012	(3,808.00)
52571016	Security Svc AG	CS	9300002549	9/30/2012	3,808.00
52571100	Add'l Security Costs	CF	9300001477	9/30/2012	(2,017.50)
52571100	Add'l Security Costs	CF	9300001477	9/30/2012	2,017.50
52571100	Add'l Security Costs	CF	9300001482	9/30/2012	(69.96)
52571100	Add'l Security Costs	CF	9300001482	9/30/2012	69.96
52571100	Add'l Security Costs	CF	9300001759	9/30/2012	1,685.94
52571100	Add'l Security Costs	CF	9300001759	9/30/2012	(1,685.94)
52571500	Software Licenses	SA	100001107	9/30/2012	240.11
52571500	Software Licenses	SA	100001108	9/30/2012	85.29
52571500	Software Licenses	SA	100001114	9/30/2012	286.35
52571500	Software Licenses	SA	100001116	9/30/2012	554.17
52571500	Software Licenses	SA	100001118	9/30/2012	1,953.48
52571500	Software Licenses	CF	9300001732	9/30/2012	(3,119.40)
52571500	Software Licenses	CF	9300001732	9/30/2012	3,119.40
52574000	Telephone	SV	100001178	9/30/2012	1,980.63
52574000	Telephone	SV	100001178	9/30/2012	3,225.90
52574000	Telephone	SV	100001178	9/30/2012	8.36
52574000	Telephone	SV	100001178	9/30/2012	475.70
52574000	Telephone	SV	100001178	9/30/2012	115.99
52574000	Telephone	SV	100001178	9/30/2012	9.54
52574000	Telephone	SV	100001178	9/30/2012	45.09
52574000	Telephone	SV	100001178	9/30/2012	1,628.38
52574000	Telephone	SV	100001178	9/30/2012	59.70
52574000	Telephone	CS	9300001436	9/30/2012	(2,046.65)
52574000	Telephone	CS	9300001739	9/30/2012	2,046.65
52574000	Telephone	CS	9300001840	9/30/2012	(1,980.63)
52574000	Telephone	CS	9300001501	9/30/2012	(2,128.22)
52574000	Telephone	CS	9300001684	9/30/2012	(354.80)
52574000	Telephone	CS	9300001772	9/30/2012	975.32
52574000	Telephone	CS	9300001853	9/30/2012	(3,225.90)
52574000	Telephone	CS	9300001427	9/30/2012	(7.12)
52574000	Telephone	CS	9300001731	9/30/2012	7.12
52574000	Telephone	CS	9300001452	9/30/2012	(25.73)
52574000	Telephone	CS	9300001747	9/30/2012	25.73
52574000	Telephone	CS	9300001843	9/30/2012	(8.36)
52574000	Telephone	CS	9300001490	9/30/2012	(330.91)
52574000	Telephone	CS	9300001767	9/30/2012	343.26



## Kentucky American Water Company

Case No. 2012-00520

Response to PSC DR1, Item 31

Account	Description	Doc Type	Document Number	Posting Date	Amount
52574000	Telephone	CS	9300001851	9/30/2012	(475.70)
52574000	Telephone	CS	9300001424	9/30/2012	(334.20)
52574000	Telephone	CS	9300001729	9/30/2012	122.50
52574000	Telephone	CS	9300001835	9/30/2012	(115.99)
52574000	Telephone	CS	9300001506	9/30/2012	(0.76)
52574000	Telephone	CS	9300001773	9/30/2012	0.76
52574000	Telephone	CS	9300001854	9/30/2012	(9.54)
52574000	Telephone	CS	9300001444	9/30/2012	(46.59)
52574000	Telephone	CS	9300001741	9/30/2012	46.59
52574000	Telephone	CS	9300001841	9/30/2012	(45.09)
52574000	Telephone	CS	9300001432	9/30/2012	(1,222.49)
52574000	Telephone	CS	9300001626	9/30/2012	(2,647.41)
52574000	Telephone	CS	9300001736	9/30/2012	966.48
52574000	Telephone	CS	9300001838	9/30/2012	(1,628.38)
52574000	Telephone	CS	9300001474	9/30/2012	(61.69)
52574000	Telephone	CS	9300001660	9/30/2012	(162.24)
52574000	Telephone	CS	9300001756	9/30/2012	61.69
52574000	Telephone	CS	9300001846	9/30/2012	(59.70)
52574013	Telephone WT	CS	9300001436	9/30/2012	2,046.65
52574013	Telephone WT	CS	9300001739	9/30/2012	(2,046.65)
52574013	Telephone WT	CS	9300001840	9/30/2012	1,980.63
52574015	Telephone CA	CS	9300001501	9/30/2012	2,128.22
52574015	Telephone CA	CS	9300001684	9/30/2012	354.80
52574015	Telephone CA	CS	9300001772	9/30/2012	(975.32)
52574015	Telephone CA	CS	9300001853	9/30/2012	3,225.90
52574016	Telephone AG	CS	9300001427	9/30/2012	7.12
52574016	Telephone AG	CS	9300001731	9/30/2012	(7.12)
52574016	Telephone AG	CS	9300001452	9/30/2012	25.73
52574016	Telephone AG	CS	9300001747	9/30/2012	(25.73)
52574016	Telephone AG	CS	9300001843	9/30/2012	8.36
52574016	Telephone AG	CS	9300001490	9/30/2012	330.91
52574016	Telephone AG	CS	9300001767	9/30/2012	(343.26)
52574016	Telephone AG	CS	9300001851	9/30/2012	475.70
52574016	Telephone AG	CS	9300001424	9/30/2012	334.20
52574016	Telephone AG	CS	9300001729	9/30/2012	(122.50)
52574016	Telephone AG	CS	9300001835	9/30/2012	115.99
52574016	Telephone AG	CS	9300001506	9/30/2012	0.76
52574016	Telephone AG	CS	9300001773	9/30/2012	(0.76)
52574016	Telephone AG	CS	9300001854	9/30/2012	9.54
52574016	Telephone AG	CS	9300001444	9/30/2012	46.59
52574016	Telephone AG	CS	9300001741	9/30/2012	(46.59)
52574016	Telephone AG	CS	9300001841	9/30/2012	45.09
52574016	Telephone AG	CS	9300001432	9/30/2012	1,222.49
52574016	Telephone AG	CS	9300001626	9/30/2012	2,647.41
52574016	Telephone AG	CS	9300001736	9/30/2012	(966.48)
52574016	Telephone AG	CS	9300001838	9/30/2012	1,628.38
52574016	Telephone AG	CS	9300001474	9/30/2012	61.69
52574016	Telephone AG	CS	9300001660	9/30/2012	162.24
52574016	Telephone AG	CS	9300001756	9/30/2012	(61.69)
52574016	Telephone AG	CS	9300001846	9/30/2012	59.70
52574100	Cell Phone	SV	100001178	9/30/2012	112.58
52574100	Cell Phone	SV	100001178	9/30/2012	4.59
52574100	Cell Phone	SV	100001178	9/30/2012	484.41

## Kentucky American Water Company

Case No. 2012-00520

Response to PSC DR1, Item 31

Account	Description	Doc Type	Document Number	Posting Date	Amount
52574100	Cell Phone	SV	100001178	9/30/2012	1,241.05
52574100	Cell Phone	SV	100001178	9/30/2012	485.74
52574100	Cell Phone	SV	100001178	9/30/2012	830.08
52574100	Cell Phone	SV	100001178	9/30/2012	133.74
52574100	Cell Phone	SV	100001178	9/30/2012	132.62
52574100	Cell Phone	SV	100001178	9/30/2012	118.33
52574100	Cell Phone	SV	100001178	9/30/2012	2,360.17
52574100	Cell Phone	SV	100001178	9/30/2012	4,410.54
52574100	Cell Phone	SV	100001178	9/30/2012	906.25
52574100	Cell Phone	SV	100001178	9/30/2012	126.69
52574100	Cell Phone	SV	100001178	9/30/2012	212.62
52574100	Cell Phone	SV	100001178	9/30/2012	488.10
52574100	Cell Phone	CS	9300001491	9/30/2012	(64.05)
52574100	Cell Phone	CS	9300001769	9/30/2012	50.63
52574100	Cell Phone	CS	9300001852	9/30/2012	(112.58)
52574100	Cell Phone	CS	9300001447	9/30/2012	(47.41)
52574100	Cell Phone	CS	9300001744	9/30/2012	6.12
52574100	Cell Phone	CS	9300001842	9/30/2012	(4.59)
52574100	Cell Phone	CS	9300001510	9/30/2012	(1,213.89)
52574100	Cell Phone	CS	9300001776	9/30/2012	351.52
52574100	Cell Phone	CS	9300001855	9/30/2012	(484.41)
52574100	Cell Phone	CS	9300001755	9/30/2012	641.21
52574100	Cell Phone	CS	9300001844	9/30/2012	(1,241.05)
52574100	Cell Phone	CS	9300001427	9/30/2012	(273.81)
52574100	Cell Phone	CS	9300001731	9/30/2012	216.46
52574100	Cell Phone	CS	9300001836	9/30/2012	(485.74)
52574100	Cell Phone	CS	9300001426	9/30/2012	(214.29)
52574100	Cell Phone	CS	9300001452	9/30/2012	(472.61)
52574100	Cell Phone	CS	9300001747	9/30/2012	373.63
52574100	Cell Phone	CS	9300001843	9/30/2012	(830.08)
52574100	Cell Phone	CS	9300001514	9/30/2012	(76.08)
52574100	Cell Phone	CS	9300001778	9/30/2012	60.15
52574100	Cell Phone	CS	9300001856	9/30/2012	(133.74)
52574100	Cell Phone	CS	9300001476	9/30/2012	(74.76)
52574100	Cell Phone	CS	9300001758	9/30/2012	59.10
52574100	Cell Phone	CS	9300001848	9/30/2012	(132.62)
52574100	Cell Phone	CS	9300001434	9/30/2012	(70.17)
52574100	Cell Phone	CS	9300001737	9/30/2012	55.47
52574100	Cell Phone	CS	9300001839	9/30/2012	(118.33)
52574100	Cell Phone	CS	9300001490	9/30/2012	(1,487.95)
52574100	Cell Phone	CS	9300001767	9/30/2012	1,298.50
52574100	Cell Phone	CS	9300001851	9/30/2012	(2,360.17)
52574100	Cell Phone	CS	9300001506	9/30/2012	(3,201.61)
52574100	Cell Phone	CS	9300001773	9/30/2012	2,110.54
52574100	Cell Phone	CS	9300001854	9/30/2012	(4,410.54)
52574100	Cell Phone	CS	9300001521	9/30/2012	(457.86)
52574100	Cell Phone	CS	9300001785	9/30/2012	361.21
52574100	Cell Phone	CS	9300001857	9/30/2012	(906.25)
52574100	Cell Phone	CS	9300001475	9/30/2012	(116.87)
52574100	Cell Phone	CS	9300001757	9/30/2012	61.03
52574100	Cell Phone	CS	9300001847	9/30/2012	(126.69)
52574100	Cell Phone	CS	9300001432	9/30/2012	(121.54)
52574100	Cell Phone	CS	9300001736	9/30/2012	96.09

## Kentucky American Water Company

Case No. 2012-00520

Response to PSC DR1, Item 31

Account	Description	Doc Type	Document Number	Posting Date	Amount
52574100	Cell Phone	CS	9300001838	9/30/2012	(212.62)
52574100	Cell Phone	CS	9300001489	9/30/2012	(251.37)
52574100	Cell Phone	CS	9300001766	9/30/2012	198.73
52574100	Cell Phone	CS	9300001850	9/30/2012	(488.10)
52574113	Cell Phone WT	CS	9300001491	9/30/2012	64.05
52574113	Cell Phone WT	CS	9300001769	9/30/2012	(50.63)
52574113	Cell Phone WT	CS	9300001852	9/30/2012	112.58
52574114	Cell Phone TD	CS	9300001447	9/30/2012	47.41
52574114	Cell Phone TD	CS	9300001744	9/30/2012	(6.12)
52574114	Cell Phone TD	CS	9300001842	9/30/2012	4.59
52574114	Cell Phone TD	CS	9300001510	9/30/2012	1,213.89
52574114	Cell Phone TD	CS	9300001776	9/30/2012	(351.52)
52574114	Cell Phone TD	CS	9300001855	9/30/2012	484.41
52574115	Cell Phone CA	CS	9300001755	9/30/2012	(641.21)
52574115	Cell Phone CA	CS	9300001844	9/30/2012	1,241.05
52574116	Cell Phone AG	CS	9300001427	9/30/2012	273.81
52574116	Cell Phone AG	CS	9300001731	9/30/2012	(216.46)
52574116	Cell Phone AG	CS	9300001836	9/30/2012	485.74
52574116	Cell Phone AG	CS	9300001426	9/30/2012	214.29
52574116	Cell Phone AG	CS	9300001452	9/30/2012	472.61
52574116	Cell Phone AG	CS	9300001747	9/30/2012	(373.63)
52574116	Cell Phone AG	CS	9300001843	9/30/2012	830.08
52574116	Cell Phone AG	CS	9300001514	9/30/2012	76.08
52574116	Cell Phone AG	CS	9300001778	9/30/2012	(60.15)
52574116	Cell Phone AG	CS	9300001856	9/30/2012	133.74
52574116	Cell Phone AG	CS	9300001476	9/30/2012	74.76
52574116	Cell Phone AG	CS	9300001758	9/30/2012	(59.10)
52574116	Cell Phone AG	CS	9300001848	9/30/2012	132.62
52574116	Cell Phone AG	CS	9300001434	9/30/2012	70.17
52574116	Cell Phone AG	CS	9300001737	9/30/2012	(55.47)
52574116	Cell Phone AG	CS	9300001839	9/30/2012	118.33
52574116	Cell Phone AG	CS	9300001490	9/30/2012	1,487.95
52574116	Cell Phone AG	CS	9300001767	9/30/2012	(1,298.50)
52574116	Cell Phone AG	CS	9300001851	9/30/2012	2,360.17
52574116	Cell Phone AG	CS	9300001506	9/30/2012	3,201.61
52574116	Cell Phone AG	CS	9300001773	9/30/2012	(2,110.54)
52574116	Cell Phone AG	CS	9300001854	9/30/2012	4,410.54
52574116	Cell Phone AG	CS	9300001521	9/30/2012	457.86
52574116	Cell Phone AG	CS	9300001785	9/30/2012	(361.21)
52574116	Cell Phone AG	CS	9300001857	9/30/2012	906.25
52574116	Cell Phone AG	CS	9300001475	9/30/2012	116.87
52574116	Cell Phone AG	CS	9300001757	9/30/2012	(61.03)
52574116	Cell Phone AG	CS	9300001847	9/30/2012	126.69
52574116	Cell Phone AG	CS	9300001432	9/30/2012	121.54
52574116	Cell Phone AG	CS	9300001736	9/30/2012	(96.09)
52574116	Cell Phone AG	CS	9300001838	9/30/2012	212.62
52574116	Cell Phone AG	CS	9300001489	9/30/2012	251.37
52574116	Cell Phone AG	CS	9300001766	9/30/2012	(198.73)
52574116	Cell Phone AG	CS	9300001850	9/30/2012	488.10
52578000	Trash Removal	CS	9300001491	9/30/2012	(661.13)
52578000	Trash Removal	CS	9300001510	9/30/2012	(1,527.08)
52578000	Trash Removal	CS	9300001776	9/30/2012	(320.75)
52578000	Trash Removal	CS	9300001756	9/30/2012	(170.27)

## Kentucky American Water Company

Case No. 2012-00520

Response to PSC DR1, Item 31

Account	Description	Doc Type	Document Number	Posting Date	Amount
52578013	Trash Removal WT	CS	9300001491	9/30/2012	661.13
52578014	Trash Removal TD	CS	9300001510	9/30/2012	1,527.08
52578014	Trash Removal TD	CS	9300001776	9/30/2012	320.75
52578016	Trash Removal AG	CS	9300001756	9/30/2012	170.27
52583000	Water & WW	SN	100001135	9/30/2012	(73.97)
52583000	Water & WW	SN	100001135	9/30/2012	(58.56)
52583000	Water & WW	SN	100001143	9/30/2012	(2.02)
52583000	Water & WW	SN	100001143	9/30/2012	(0.38)
52583000	Water & WW	SN	100001143	9/30/2012	(0.95)
52583000	Water & WW	SN	100001143	9/30/2012	(64.79)
52583000	Water & WW	SN	100001143	9/30/2012	(6.12)
52583000	Water & WW	CS	9300001476	9/30/2012	(4,079.78)
52583000	Water & WW	CS	9300001758	9/30/2012	105.76
52583000	Water & WW	CS	9300001810	9/30/2012	72.24
52583000	Water & WW	CS	9300001506	9/30/2012	(675.83)
52583000	Water & WW	CS	9300001773	9/30/2012	(0.98)
52583000	Water & WW	CS	9300001815	9/30/2012	2.02
52583016	Water & WW AG	CS	9300001476	9/30/2012	4,079.78
52583016	Water & WW AG	CS	9300001758	9/30/2012	(105.76)
52583016	Water & WW AG	CS	9300001810	9/30/2012	(72.24)
52583016	Water & WW AG	CS	9300001506	9/30/2012	675.83
52583016	Water & WW AG	CS	9300001773	9/30/2012	0.98
52583016	Water & WW AG	CS	9300001815	9/30/2012	(2.02)
52801100	Indirect OH Clearing	SA	100001194	9/30/2012	539.50
52801100	Indirect OH Clearing	SA	100001194	9/30/2012	691.12
52801100	Indirect OH Clearing	SA	100001194	9/30/2012	5,324.39
52801100	Indirect OH Clearing	SA	100001194	9/30/2012	1,956.00
52801100	Indirect OH Clearing	SA	100001194	9/30/2012	1,304.00
52801100	Indirect OH Clearing	SA	100001194	9/30/2012	1,304.00
52801100	Indirect OH Clearing	SA	100001194	9/30/2012	2,934.00
52801100	Indirect OH Clearing	SA	100001194	9/30/2012	22,078.01
52801100	Indirect OH Clearing	SA	100001194	9/30/2012	619.40
52801100	Indirect OH Clearing	SA	100001194	9/30/2012	618.31
52801100	Indirect OH Clearing	SA	100001194	9/30/2012	619.40
52801100	Indirect OH Clearing	SA	100001194	9/30/2012	6,520.00
52801100	Indirect OH Clearing	SA	100001194	9/30/2012	1,304.00
52801100	Indirect OH Clearing	SA	100001194	9/30/2012	4,042.40
52801100	Indirect OH Clearing	SA	100001194	9/30/2012	3,260.00
52801100	Indirect OH Clearing	SA	100001194	9/30/2012	326.00
52801100	Indirect OH Clearing	SA	100001194	9/30/2012	5,542.00
52801100	Indirect OH Clearing	SA	100001194	9/30/2012	2,608.00
52801100	Indirect OH Clearing	SA	100001194	9/30/2012	1,010.60
52801100	Indirect OH Clearing	SA	100001194	9/30/2012	3,390.40
52801100	Indirect OH Clearing	SA	100001194	9/30/2012	560.49
52801100	Indirect OH Clearing	SA	100001194	9/30/2012	665.42
52801100	Indirect OH Clearing	SA	100001194	9/30/2012	560.49
52801100	Indirect OH Clearing	SA	100001194	9/30/2012	455.58
52801100	Indirect OH Clearing	SA	100001194	9/30/2012	665.42
52801100	Indirect OH Clearing	SA	100001194	9/30/2012	663.34
52801100	Indirect OH Clearing	SA	100001194	9/30/2012	1,199.94
52801100	Indirect OH Clearing	SA	100001194	9/30/2012	41.32
52801100	Indirect OH Clearing	SA	100001194	9/30/2012	41.32
52801100	Indirect OH Clearing	SA	100001194	9/30/2012	41.32

## Kentucky American Water Company

Case No. 2012-00520

Response to PSC DR1, Item 31

Account	Description	Doc Type	Document Number	Posting Date	Amount
52801100	Indirect OH Clearing	SA	100001194	9/30/2012	41.32
52801100	Indirect OH Clearing	SA	100001194	9/30/2012	142.14
52801100	Indirect OH Clearing	SA	100001194	9/30/2012	32.69
52801100	Indirect OH Clearing	SA	100001194	9/30/2012	(71,102.32)
52801100	Indirect OH Clearing	UT	9300002544	9/30/2012	71,102.32
52801100	Indirect OH Clearing	SL	100001177	9/30/2012	2,097.55
52801100	Indirect OH Clearing	UZ	2000000205	9/30/2012	(2,097.55)
52801100	Indirect OH Clearing	SL	100001177	9/30/2012	(23.24)
52801100	Indirect OH Clearing	UZ	2000000205	9/30/2012	23.24
52801100	Indirect OH Clearing	SL	100001177	9/30/2012	447.64
52801100	Indirect OH Clearing	UZ	2000000205	9/30/2012	(447.64)
52801100	Indirect OH Clearing	SL	100001177	9/30/2012	(138.51)
52801100	Indirect OH Clearing	UZ	2000000205	9/30/2012	138.51
52801100	Indirect OH Clearing	SL	100001177	9/30/2012	246.01
52801100	Indirect OH Clearing	UZ	2000000205	9/30/2012	(246.01)
52801100	Indirect OH Clearing	SL	100001177	9/30/2012	673.52
52801100	Indirect OH Clearing	UZ	2000000205	9/30/2012	(673.52)
52801100	Indirect OH Clearing	SL	100001177	9/30/2012	140.47
52801100	Indirect OH Clearing	UZ	2000000205	9/30/2012	(140.47)
52801100	Indirect OH Clearing	SL	100001177	9/30/2012	2.71
52801100	Indirect OH Clearing	SL	100001177	9/30/2012	621.58
52801100	Indirect OH Clearing	UZ	2000000205	9/30/2012	(2.71)
52801100	Indirect OH Clearing	UZ	2000000205	9/30/2012	(621.58)
52801100	Indirect OH Clearing	SL	100001177	9/30/2012	53.75
52801100	Indirect OH Clearing	UZ	2000000205	9/30/2012	(53.75)
52801100	Indirect OH Clearing	SL	100001177	9/30/2012	115.49
52801100	Indirect OH Clearing	UZ	2000000205	9/30/2012	(115.49)
52801100	Indirect OH Clearing	SL	100001177	9/30/2012	413.97
52801100	Indirect OH Clearing	UZ	2000000205	9/30/2012	(413.97)
52801100	Indirect OH Clearing	SL	100001177	9/30/2012	439.04
52801100	Indirect OH Clearing	SL	100001177	9/30/2012	1,043.53
52801100	Indirect OH Clearing	UZ	2000000205	9/30/2012	(439.04)
52801100	Indirect OH Clearing	UZ	2000000205	9/30/2012	(1,043.53)
52801100	Indirect OH Clearing	SL	100001177	9/30/2012	(38.94)
52801100	Indirect OH Clearing	UZ	2000000205	9/30/2012	38.94
52801100	Indirect OH Clearing	SL	100001177	9/30/2012	233.59
52801100	Indirect OH Clearing	UZ	2000000205	9/30/2012	(233.59)
52801100	Indirect OH Clearing	SL	100001177	9/30/2012	627.52
52801100	Indirect OH Clearing	SL	100001177	9/30/2012	1,097.32
52801100	Indirect OH Clearing	UZ	2000000205	9/30/2012	(1,097.32)
52801100	Indirect OH Clearing	UZ	2000000205	9/30/2012	(627.52)
52801100	Indirect OH Clearing	SL	100001177	9/30/2012	19.25
52801100	Indirect OH Clearing	UZ	2000000205	9/30/2012	(19.25)
52801100	Indirect OH Clearing	SL	100001177	9/30/2012	212.55
52801100	Indirect OH Clearing	UZ	2000000205	9/30/2012	(212.55)
52801100	Indirect OH Clearing	SL	100001177	9/30/2012	(56.04)
52801100	Indirect OH Clearing	UZ	2000000205	9/30/2012	56.04
52801100	Indirect OH Clearing	UZ	2000000205	9/30/2012	(321.65)
52801100	Indirect OH Clearing	SL	100001177	9/30/2012	321.65
52801100	Indirect OH Clearing	UZ	2000000205	9/30/2012	(550.06)
52801100	Indirect OH Clearing	UZ	2000000205	9/30/2012	1,721.37
52801100	Indirect OH Clearing	UZ	2000000205	9/30/2012	(640.50)
52801100	Indirect OH Clearing	SL	100001177	9/30/2012	(1,721.37)

## Kentucky American Water Company

Case No. 2012-00520

Response to PSC DR1, Item 31

Account	Description	Doc Type	Document Number	Posting Date	Amount
52801100	Indirect OH Clearing	SL	100001177	9/30/2012	640.50
52801100	Indirect OH Clearing	SL	100001177	9/30/2012	550.06
52801100	Indirect OH Clearing	UZ	2000000205	9/30/2012	(117.76)
52801100	Indirect OH Clearing	UZ	2000000205	9/30/2012	464.77
52801100	Indirect OH Clearing	UZ	2000000205	9/30/2012	7,691.11
52801100	Indirect OH Clearing	UZ	2000000205	9/30/2012	(1,470.71)
52801100	Indirect OH Clearing	SL	100001177	9/30/2012	(7,691.11)
52801100	Indirect OH Clearing	SL	100001177	9/30/2012	(464.77)
52801100	Indirect OH Clearing	SL	100001177	9/30/2012	117.76
52801100	Indirect OH Clearing	SL	100001177	9/30/2012	1,470.71
52801100	Indirect OH Clearing	UZ	2000000205	9/30/2012	22,078.01
52801100	Indirect OH Clearing	UZ	2000000206	9/30/2012	(22,078.01)
52801100	Indirect OH Clearing	SL	100001177	9/30/2012	(22,078.01)
52801100	Indirect OH Clearing	UZ	2000000205	9/30/2012	2,934.00
52801100	Indirect OH Clearing	UZ	2000000206	9/30/2012	(2,934.00)
52801100	Indirect OH Clearing	SL	100001177	9/30/2012	(2,934.00)
52801100	Indirect OH Clearing	UZ	2000000205	9/30/2012	539.50
52801100	Indirect OH Clearing	UZ	2000000205	9/30/2012	(999.84)
52801100	Indirect OH Clearing	UZ	2000000205	9/30/2012	(912.25)
52801100	Indirect OH Clearing	UZ	2000000206	9/30/2012	(539.50)
52801100	Indirect OH Clearing	SL	100001177	9/30/2012	(539.50)
52801100	Indirect OH Clearing	SL	100001177	9/30/2012	999.84
52801100	Indirect OH Clearing	SL	100001177	9/30/2012	912.25
52801100	Indirect OH Clearing	UZ	2000000205	9/30/2012	(529.75)
52801100	Indirect OH Clearing	SL	100001177	9/30/2012	529.75
52801100	Indirect OH Clearing	UZ	2000000205	9/30/2012	(2,189.31)
52801100	Indirect OH Clearing	SL	100001177	9/30/2012	2,189.31
52801100	Indirect OH Clearing	SL	100001177	9/30/2012	7.08
52801100	Indirect OH Clearing	UZ	2000000205	9/30/2012	(7.08)
52801100	Indirect OH Clearing	SL	100001177	9/30/2012	(666.36)
52801100	Indirect OH Clearing	UZ	2000000205	9/30/2012	666.36
52801100	Indirect OH Clearing	SL	100001177	9/30/2012	(656.70)
52801100	Indirect OH Clearing	UZ	2000000205	9/30/2012	656.70
52801100	Indirect OH Clearing	UZ	2000000206	9/30/2012	(663.34)
52801100	Indirect OH Clearing	SL	100001177	9/30/2012	(33.27)
52801100	Indirect OH Clearing	UZ	2000000205	9/30/2012	33.27
52801100	Indirect OH Clearing	UZ	2000000206	9/30/2012	(665.42)
52801100	Indirect OH Clearing	SL	100001177	9/30/2012	(320.96)
52801100	Indirect OH Clearing	UZ	2000000205	9/30/2012	320.96
52801100	Indirect OH Clearing	UZ	2000000206	9/30/2012	(455.58)
52801100	Indirect OH Clearing	SL	100001177	9/30/2012	(440.95)
52801100	Indirect OH Clearing	UZ	2000000205	9/30/2012	440.95
52801100	Indirect OH Clearing	UZ	2000000206	9/30/2012	(560.49)
52801100	Indirect OH Clearing	SL	100001177	9/30/2012	(658.76)
52801100	Indirect OH Clearing	UZ	2000000205	9/30/2012	658.76
52801100	Indirect OH Clearing	UZ	2000000206	9/30/2012	(665.42)
52801100	Indirect OH Clearing	SL	100001177	9/30/2012	(514.28)
52801100	Indirect OH Clearing	UZ	2000000205	9/30/2012	514.28
52801100	Indirect OH Clearing	UZ	2000000206	9/30/2012	(560.49)
52801100	Indirect OH Clearing	SL	100001177	9/30/2012	5.91
52801100	Indirect OH Clearing	UZ	2000000205	9/30/2012	(5.91)
52801100	Indirect OH Clearing	SL	100001177	9/30/2012	2.15
52801100	Indirect OH Clearing	UZ	2000000205	9/30/2012	(2.15)

## Kentucky American Water Company

Case No. 2012-00520

Response to PSC DR1, Item 31

Account	Description	Doc Type	Document Number	Posting Date	Amount
52801100	Indirect OH Clearing	SL	100001177	9/30/2012	84.76
52801100	Indirect OH Clearing	SL	100001177	9/30/2012	740.50
52801100	Indirect OH Clearing	UZ	2000000205	9/30/2012	(740.50)
52801100	Indirect OH Clearing	UZ	2000000205	9/30/2012	(84.76)
52801100	Indirect OH Clearing	UZ	2000000206	9/30/2012	(183.46)
52801100	Indirect OH Clearing	SL	100001177	9/30/2012	177.32
52801100	Indirect OH Clearing	UZ	2000000205	9/30/2012	(177.32)
52801100	Indirect OH Clearing	SL	100001177	9/30/2012	31.03
52801100	Indirect OH Clearing	SL	100001177	9/30/2012	357.76
52801100	Indirect OH Clearing	UZ	2000000205	9/30/2012	(31.03)
52801100	Indirect OH Clearing	UZ	2000000205	9/30/2012	(357.76)
52801100	Indirect OH Clearing	SL	100001177	9/30/2012	34.33
52801100	Indirect OH Clearing	UZ	2000000205	9/30/2012	(34.33)
52801100	Indirect OH Clearing	SL	100001177	9/30/2012	58.48
52801100	Indirect OH Clearing	SL	100001177	9/30/2012	1,255.83
52801100	Indirect OH Clearing	UZ	2000000205	9/30/2012	(58.48)
52801100	Indirect OH Clearing	UZ	2000000205	9/30/2012	(1,255.83)
52801100	Indirect OH Clearing	UZ	2000000206	9/30/2012	(41.32)
52801100	Indirect OH Clearing	SL	100001177	9/30/2012	96.97
52801100	Indirect OH Clearing	UZ	2000000205	9/30/2012	(96.97)
52801100	Indirect OH Clearing	SL	100001177	9/30/2012	69.72
52801100	Indirect OH Clearing	UZ	2000000205	9/30/2012	(69.72)
52801100	Indirect OH Clearing	SL	100001177	9/30/2012	360.23
52801100	Indirect OH Clearing	SL	100001177	9/30/2012	(3,390.40)
52801100	Indirect OH Clearing	UZ	2000000205	9/30/2012	3,390.40
52801100	Indirect OH Clearing	UZ	2000000205	9/30/2012	(360.23)
52801100	Indirect OH Clearing	UZ	2000000206	9/30/2012	(3,390.40)
52801100	Indirect OH Clearing	SL	100001177	9/30/2012	(1,010.60)
52801100	Indirect OH Clearing	SL	100001177	9/30/2012	137.90
52801100	Indirect OH Clearing	UZ	2000000205	9/30/2012	1,010.60
52801100	Indirect OH Clearing	UZ	2000000205	9/30/2012	(137.90)
52801100	Indirect OH Clearing	UZ	2000000206	9/30/2012	(1,010.60)
52801100	Indirect OH Clearing	SL	100001177	9/30/2012	55.42
52801100	Indirect OH Clearing	UZ	2000000205	9/30/2012	(55.42)
52801100	Indirect OH Clearing	SL	100001177	9/30/2012	(2,608.00)
52801100	Indirect OH Clearing	SL	100001177	9/30/2012	166.26
52801100	Indirect OH Clearing	UZ	2000000205	9/30/2012	2,608.00
52801100	Indirect OH Clearing	UZ	2000000205	9/30/2012	(166.26)
52801100	Indirect OH Clearing	UZ	2000000206	9/30/2012	(2,608.00)
52801100	Indirect OH Clearing	SL	100001177	9/30/2012	296.27
52801100	Indirect OH Clearing	SL	100001177	9/30/2012	5,816.26
52801100	Indirect OH Clearing	UZ	2000000205	9/30/2012	(5,816.26)
52801100	Indirect OH Clearing	UZ	2000000205	9/30/2012	(296.27)
52801100	Indirect OH Clearing	SL	100001177	9/30/2012	(88.86)
52801100	Indirect OH Clearing	UZ	2000000205	9/30/2012	88.86
52801100	Indirect OH Clearing	SL	100001177	9/30/2012	1,352.47
52801100	Indirect OH Clearing	SL	100001177	9/30/2012	429.48
52801100	Indirect OH Clearing	UZ	2000000205	9/30/2012	(429.48)
52801100	Indirect OH Clearing	UZ	2000000205	9/30/2012	(1,352.47)
52801100	Indirect OH Clearing	UZ	2000000206	9/30/2012	(74.01)
52801100	Indirect OH Clearing	SL	100001177	9/30/2012	100.32
52801100	Indirect OH Clearing	SL	100001177	9/30/2012	62.32
52801100	Indirect OH Clearing	UZ	2000000205	9/30/2012	(62.32)

## Kentucky American Water Company

Case No. 2012-00520

Response to PSC DR1, Item 31

Account	Description	Doc Type	Document Number	Posting Date	Amount
52801100	Indirect OH Clearing	UZ	200000205	9/30/2012	(100.32)
52801100	Indirect OH Clearing	SL	100001177	9/30/2012	41.73
52801100	Indirect OH Clearing	UZ	200000205	9/30/2012	(41.73)
52801100	Indirect OH Clearing	SL	100001177	9/30/2012	53.79
52801100	Indirect OH Clearing	UZ	200000205	9/30/2012	(53.79)
52801100	Indirect OH Clearing	SL	100001177	9/30/2012	6.85
52801100	Indirect OH Clearing	UZ	200000205	9/30/2012	(6.85)
52801100	Indirect OH Clearing	SL	100001177	9/30/2012	(1,891.06)
52801100	Indirect OH Clearing	UZ	200000205	9/30/2012	1,891.06
52801100	Indirect OH Clearing	UZ	200000206	9/30/2012	(1,891.06)
52801100	Indirect OH Clearing	SL	100001177	9/30/2012	1,444.83
52801100	Indirect OH Clearing	SL	100001177	9/30/2012	123.95
52801100	Indirect OH Clearing	UZ	200000205	9/30/2012	(123.95)
52801100	Indirect OH Clearing	UZ	200000205	9/30/2012	(1,444.83)
52801100	Indirect OH Clearing	SL	100001177	9/30/2012	169.19
52801100	Indirect OH Clearing	UZ	200000205	9/30/2012	(169.19)
52801100	Indirect OH Clearing	SL	100001177	9/30/2012	375.51
52801100	Indirect OH Clearing	SL	100001177	9/30/2012	(4,210.48)
52801100	Indirect OH Clearing	UZ	200000205	9/30/2012	(375.51)
52801100	Indirect OH Clearing	UZ	200000205	9/30/2012	4,210.48
52801100	Indirect OH Clearing	UZ	200000206	9/30/2012	(5,583.32)
52801100	Indirect OH Clearing	SL	100001177	9/30/2012	10.89
52801100	Indirect OH Clearing	UZ	200000205	9/30/2012	(10.89)
52801100	Indirect OH Clearing	SL	100001177	9/30/2012	14.18
52801100	Indirect OH Clearing	UZ	200000205	9/30/2012	(14.18)
52801100	Indirect OH Clearing	SL	100001177	9/30/2012	(283.62)
52801100	Indirect OH Clearing	UZ	200000205	9/30/2012	283.62
52801100	Indirect OH Clearing	UZ	200000206	9/30/2012	(326.00)
52801100	Indirect OH Clearing	SL	100001177	9/30/2012	(52.72)
52801100	Indirect OH Clearing	UZ	200000205	9/30/2012	52.72
52801100	Indirect OH Clearing	SL	100001177	9/30/2012	(2,836.20)
52801100	Indirect OH Clearing	UZ	200000205	9/30/2012	2,836.20
52801100	Indirect OH Clearing	UZ	200000206	9/30/2012	(3,260.00)
52801100	Indirect OH Clearing	SL	100001177	9/30/2012	(3,516.89)
52801100	Indirect OH Clearing	UZ	200000205	9/30/2012	3,516.89
52801100	Indirect OH Clearing	UZ	200000206	9/30/2012	(4,042.40)
52801100	Indirect OH Clearing	SL	100001177	9/30/2012	(2,622.43)
52801100	Indirect OH Clearing	UZ	200000205	9/30/2012	2,622.43
52801100	Indirect OH Clearing	UZ	200000206	9/30/2012	(5,324.39)
52801100	Indirect OH Clearing	SL	100001177	9/30/2012	821.17
52801100	Indirect OH Clearing	UZ	200000205	9/30/2012	(821.17)
52801100	Indirect OH Clearing	SL	100001177	9/30/2012	(24.61)
52801100	Indirect OH Clearing	UZ	200000205	9/30/2012	24.61
52801100	Indirect OH Clearing	SL	100001177	9/30/2012	2,785.67
52801100	Indirect OH Clearing	UZ	200000205	9/30/2012	(2,785.67)
52801100	Indirect OH Clearing	SL	100001177	9/30/2012	2,511.21
52801100	Indirect OH Clearing	UZ	200000205	9/30/2012	(2,511.21)
52801100	Indirect OH Clearing	SL	100001177	9/30/2012	746.54
52801100	Indirect OH Clearing	SL	100001177	9/30/2012	13,842.94
52801100	Indirect OH Clearing	UZ	200000205	9/30/2012	(746.54)
52801100	Indirect OH Clearing	UZ	200000205	9/30/2012	(13,842.94)
52801100	Indirect OH Clearing	SL	100001177	9/30/2012	345.91
52801100	Indirect OH Clearing	UZ	200000205	9/30/2012	(345.91)



## Kentucky American Water Company

Case No. 2012-00520

Response to PSC DR1, Item 31

Account	Description	Doc Type	Document Number	Posting Date	Amount
52801100	Indirect OH Clearing	SL	100001177	9/30/2012	174.85
52801100	Indirect OH Clearing	UZ	2000000205	9/30/2012	(174.85)
52801100	Indirect OH Clearing	SL	100001177	9/30/2012	106.51
52801100	Indirect OH Clearing	SL	100001177	9/30/2012	2,605.46
52801100	Indirect OH Clearing	UZ	2000000205	9/30/2012	(106.51)
52801100	Indirect OH Clearing	UZ	2000000205	9/30/2012	(2,605.46)
52801100	Indirect OH Clearing	SL	100001177	9/30/2012	5,459.70
52801100	Indirect OH Clearing	SL	100001177	9/30/2012	(17.70)
52801100	Indirect OH Clearing	UZ	2000000205	9/30/2012	17.70
52801100	Indirect OH Clearing	UZ	2000000205	9/30/2012	(5,459.70)
52801100	Indirect OH Clearing	SL	100001177	9/30/2012	205.09
52801100	Indirect OH Clearing	UZ	2000000205	9/30/2012	(205.09)
52801100	Indirect OH Clearing	SL	100001177	9/30/2012	723.26
52801100	Indirect OH Clearing	UZ	2000000205	9/30/2012	(723.26)
52801100	Indirect OH Clearing	SL	100001177	9/30/2012	(1,016.83)
52801100	Indirect OH Clearing	UZ	2000000205	9/30/2012	1,016.83
52801100	Indirect OH Clearing	UZ	2000000206	9/30/2012	(1,304.00)
52801100	Indirect OH Clearing	SL	100001177	9/30/2012	(1,044.83)
52801100	Indirect OH Clearing	UZ	2000000205	9/30/2012	1,044.83
52801100	Indirect OH Clearing	UZ	2000000206	9/30/2012	(1,304.00)
52801100	Indirect OH Clearing	SL	100001177	9/30/2012	(1,956.00)
52801100	Indirect OH Clearing	UZ	2000000205	9/30/2012	1,956.00
52801100	Indirect OH Clearing	UZ	2000000206	9/30/2012	(1,956.00)
52801100	Indirect OH Clearing	SL	100001177	9/30/2012	2,654.44
52801100	Indirect OH Clearing	SL	100001177	9/30/2012	158.96
52801100	Indirect OH Clearing	UZ	2000000205	9/30/2012	(158.96)
52801100	Indirect OH Clearing	UZ	2000000205	9/30/2012	(2,654.44)
52801100	Indirect OH Clearing	SL	100001177	9/30/2012	3,409.60
52801100	Indirect OH Clearing	UZ	2000000205	9/30/2012	(3,409.60)
52801100	Indirect OH Clearing	SL	100001177	9/30/2012	1,409.88
52801100	Indirect OH Clearing	SL	100001177	9/30/2012	270.58
52801100	Indirect OH Clearing	UZ	2000000205	9/30/2012	(270.58)
52801100	Indirect OH Clearing	UZ	2000000205	9/30/2012	(1,409.88)
52801100	Indirect OH Clearing	UZ	2000000206	9/30/2012	(1,304.00)
52801100	Indirect OH Clearing	SL	100001177	9/30/2012	(5.26)
52801100	Indirect OH Clearing	UZ	2000000205	9/30/2012	5.26
52801100	Indirect OH Clearing	SL	100001177	9/30/2012	419.76
52801100	Indirect OH Clearing	UZ	2000000205	9/30/2012	(419.76)
52801100	Indirect OH Clearing	SL	100001177	9/30/2012	864.66
52801100	Indirect OH Clearing	UZ	2000000205	9/30/2012	(864.66)
52801100	Indirect OH Clearing	SL	100001177	9/30/2012	(6,520.00)
52801100	Indirect OH Clearing	UZ	2000000205	9/30/2012	6,520.00
52801100	Indirect OH Clearing	UZ	2000000206	9/30/2012	(6,520.00)
52801100	Indirect OH Clearing	SL	100001177	9/30/2012	(613.21)
52801100	Indirect OH Clearing	UZ	2000000205	9/30/2012	613.21
52801100	Indirect OH Clearing	UZ	2000000206	9/30/2012	(619.40)
52801100	Indirect OH Clearing	SL	100001177	9/30/2012	(612.13)
52801100	Indirect OH Clearing	UZ	2000000205	9/30/2012	612.13
52801100	Indirect OH Clearing	UZ	2000000206	9/30/2012	(618.31)
52801100	Indirect OH Clearing	SL	100001177	9/30/2012	(619.40)
52801100	Indirect OH Clearing	UZ	2000000205	9/30/2012	619.40
52801100	Indirect OH Clearing	UZ	2000000206	9/30/2012	(619.40)
52801100	Indirect OH Clearing	SL	100001177	9/30/2012	210.70

Kentucky American Water Company  
Case No. 2012-00520  
Response to PSC DR1, Item 31

Account	Description	Doc Type	Document Number	Posting Date	Amount
52801100	Indirect OH Clearing	UZ	2000000205	9/30/2012	(210.70)
52801100	Indirect OH Clearing	SL	100001177	9/30/2012	13.53
52801100	Indirect OH Clearing	UZ	2000000205	9/30/2012	(13.53)
52801100	Indirect OH Clearing	SL	100001177	9/30/2012	17.96
52801100	Indirect OH Clearing	UZ	2000000205	9/30/2012	(17.96)
52801100	Indirect OH Clearing	SL	100001177	9/30/2012	242.22
52801100	Indirect OH Clearing	UZ	2000000205	9/30/2012	(242.22)
52801100	Indirect OH Clearing	SL	100001177	9/30/2012	30.79
52801100	Indirect OH Clearing	UZ	2000000205	9/30/2012	(30.79)
52801100	Indirect OH Clearing	SL	100001177	9/30/2012	31.10
52801100	Indirect OH Clearing	UZ	2000000205	9/30/2012	(31.10)
52805100	Indirect OH RWIP Clr	SL	100001177	9/30/2012	63.68
52805100	Indirect OH RWIP Clr	UZ	2000000205	9/30/2012	(63.68)
52805100	Indirect OH RWIP Clr	SL	100001177	9/30/2012	(6.73)
52805100	Indirect OH RWIP Clr	UZ	2000000205	9/30/2012	6.73
52805100	Indirect OH RWIP Clr	SL	100001177	9/30/2012	(6.63)
52805100	Indirect OH RWIP Clr	UZ	2000000205	9/30/2012	6.63
52805100	Indirect OH RWIP Clr	SL	100001177	9/30/2012	(632.15)
52805100	Indirect OH RWIP Clr	UZ	2000000205	9/30/2012	632.15
52805100	Indirect OH RWIP Clr	SL	100001177	9/30/2012	(3.24)
52805100	Indirect OH RWIP Clr	UZ	2000000205	9/30/2012	3.24
52805100	Indirect OH RWIP Clr	SL	100001177	9/30/2012	(4.45)
52805100	Indirect OH RWIP Clr	UZ	2000000205	9/30/2012	4.45
52805100	Indirect OH RWIP Clr	SL	100001177	9/30/2012	(6.65)
52805100	Indirect OH RWIP Clr	UZ	2000000205	9/30/2012	6.65
52805100	Indirect OH RWIP Clr	SL	100001177	9/30/2012	(5.19)
52805100	Indirect OH RWIP Clr	UZ	2000000205	9/30/2012	5.19
52805100	Indirect OH RWIP Clr	SL	100001177	9/30/2012	26.28
52805100	Indirect OH RWIP Clr	UZ	2000000205	9/30/2012	(26.28)
52805100	Indirect OH RWIP Clr	UZ	2000000205	9/30/2012	(564.22)
52805100	Indirect OH RWIP Clr	SL	100001177	9/30/2012	43.57
52805100	Indirect OH RWIP Clr	UZ	2000000205	9/30/2012	(43.57)
52805100	Indirect OH RWIP Clr	SL	100001177	9/30/2012	(39.92)
52805100	Indirect OH RWIP Clr	UZ	2000000205	9/30/2012	39.92
52805100	Indirect OH RWIP Clr	SL	100001177	9/30/2012	192.95
52805100	Indirect OH RWIP Clr	SL	100001177	9/30/2012	607.63
52805100	Indirect OH RWIP Clr	UZ	2000000205	9/30/2012	(192.95)
52805100	Indirect OH RWIP Clr	UZ	2000000205	9/30/2012	(607.63)
52805100	Indirect OH RWIP Clr	SL	100001177	9/30/2012	45.07
52805100	Indirect OH RWIP Clr	SL	100001177	9/30/2012	28.00
52805100	Indirect OH RWIP Clr	UZ	2000000205	9/30/2012	(45.07)
52805100	Indirect OH RWIP Clr	UZ	2000000205	9/30/2012	(28.00)
52805100	Indirect OH RWIP Clr	SL	100001177	9/30/2012	(629.16)
52805100	Indirect OH RWIP Clr	SL	100001177	9/30/2012	56.11
52805100	Indirect OH RWIP Clr	UZ	2000000205	9/30/2012	629.16
52805100	Indirect OH RWIP Clr	UZ	2000000205	9/30/2012	(56.11)
52805100	Indirect OH RWIP Clr	SL	100001177	9/30/2012	1.63
52805100	Indirect OH RWIP Clr	UZ	2000000205	9/30/2012	(1.63)
52805100	Indirect OH RWIP Clr	SL	100001177	9/30/2012	2.12
52805100	Indirect OH RWIP Clr	UZ	2000000205	9/30/2012	(2.12)
52805100	Indirect OH RWIP Clr	SL	100001177	9/30/2012	(42.38)
52805100	Indirect OH RWIP Clr	UZ	2000000205	9/30/2012	42.38

Kentucky American Water Company  
Case No. 2012-00520  
Response to PSC DR1, Item 31

Account	Description	Doc Type	Document Number	Posting Date	Amount
52805100	Indirect OH RWIP Clr	SL	100001177	9/30/2012	(7.88)
52805100	Indirect OH RWIP Clr	UZ	2000000205	9/30/2012	7.88
52805100	Indirect OH RWIP Clr	SL	100001177	9/30/2012	(423.80)
52805100	Indirect OH RWIP Clr	UZ	2000000205	9/30/2012	423.80
52805100	Indirect OH RWIP Clr	SL	100001177	9/30/2012	(525.51)
52805100	Indirect OH RWIP Clr	UZ	2000000205	9/30/2012	525.51
52805100	Indirect OH RWIP Clr	SL	100001177	9/30/2012	(391.86)
52805100	Indirect OH RWIP Clr	UZ	2000000205	9/30/2012	391.86
52805100	Indirect OH RWIP Clr	SL	100001177	9/30/2012	122.70
52805100	Indirect OH RWIP Clr	UZ	2000000205	9/30/2012	(122.70)
52805100	Indirect OH RWIP Clr	SL	100001177	9/30/2012	(3.68)
52805100	Indirect OH RWIP Clr	UZ	2000000205	9/30/2012	3.68
52805100	Indirect OH RWIP Clr	SL	100001177	9/30/2012	22.79
52805100	Indirect OH RWIP Clr	UZ	2000000205	9/30/2012	(22.79)
52805100	Indirect OH RWIP Clr	SL	100001177	9/30/2012	96.07
52805100	Indirect OH RWIP Clr	UZ	2000000205	9/30/2012	(96.07)
52805100	Indirect OH RWIP Clr	SL	100001177	9/30/2012	(6.19)
52805100	Indirect OH RWIP Clr	UZ	2000000205	9/30/2012	6.19
52805100	Indirect OH RWIP Clr	SL	100001177	9/30/2012	(6.18)
52805100	Indirect OH RWIP Clr	UZ	2000000205	9/30/2012	6.18
52805100	Indirect OH RWIP Clr	SL	100001177	9/30/2012	59.43
52805100	Indirect OH RWIP Clr	UZ	2000000205	9/30/2012	(59.43)
52805100	Indirect OH RWIP Clr	SL	100001177	9/30/2012	0.31
52805100	Indirect OH RWIP Clr	UZ	2000000205	9/30/2012	(0.31)
53110000	Contr Svc-Eng	SN	100001143	9/30/2012	(265.95)
53150000	Contr Svc-Other	SV	100001166	9/30/2012	11,866.50
53150000	Contr Svc-Other	SV	100001181	9/30/2012	5,001.01
53150000	Contr Svc-Other	SV	100001199	9/30/2012	2,800.00
53150000	Contr Svc-Other	SV	100001211	9/30/2012	2,500.00
53150000	Contr Svc-Other	SV	100001211	9/30/2012	1,350.00
53150000	Contr Svc-Other	SV	100001211	9/30/2012	5,278.00
53150000	Contr Svc-Other	SV	100001215	9/30/2012	8,596.46
53150000	Contr Svc-Other	SV	100001215	9/30/2012	10,205.80
53150000	Contr Svc-Other	SV	100001215	9/30/2012	8,596.46
53150000	Contr Svc-Other	SV	100001215	9/30/2012	55,055.00
53150000	Contr Svc-Other	SV	100001215	9/30/2012	9,500.00
53150000	Contr Svc-Other	SV	100001215	9/30/2012	8,500.00
53150000	Contr Svc-Other	SV	100001215	9/30/2012	7,292.22
53150000	Contr Svc-Other	SV	100001215	9/30/2012	6,716.38
53150000	Contr Svc-Other	SV	100001215	9/30/2012	27,034.09
53150000	Contr Svc-Other	SV	100001215	9/30/2012	50,000.00
53150000	Contr Svc-Other	SV	100001215	9/30/2012	9,500.07
53150000	Contr Svc-Other	SV	100001215	9/30/2012	9,483.30
53150000	Contr Svc-Other	SV	100001215	9/30/2012	9,500.07
53150000	Contr Svc-Other	SV	100001215	9/30/2012	338,619.83
53150000	Contr Svc-Other	SV	100001215	9/30/2012	45,000.00
53150000	Contr Svc-Other	SV	100001215	9/30/2012	46,259.35
53150000	Contr Svc-Other	SV	100001215	9/30/2012	30,000.00
53150000	Contr Svc-Other	SV	100001215	9/30/2012	35,000.00
53150000	Contr Svc-Other	SV	100001215	9/30/2012	5,000.00
53150000	Contr Svc-Other	SV	100001215	9/30/2012	43,000.00
53150000	Contr Svc-Other	SV	100001215	9/30/2012	10,173.85
53150000	Contr Svc-Other	SV	100001215	9/30/2012	10,205.80

## Kentucky American Water Company

Case No. 2012-00520

Response to PSC DR1, Item 31

Account	Description	Doc Type	Document Number	Posting Date	Amount
53150000	Contr Svc-Other	SV	100001215	9/30/2012	6,987.40
53150000	Contr Svc-Other	SV	100001222	9/30/2012	805.00
53150000	Contr Svc-Other	SV	100001222	9/30/2012	121,806.32
53150000	Contr Svc-Other	CF	9300001786	9/30/2012	(219.42)
53150000	Contr Svc-Other	CF	9300001786	9/30/2012	219.42
53150000	Contr Svc-Other	SR	9600000052	9/30/2012	905.00
53150000	Contr Svc-Other	SR	9600000052	9/30/2012	162.83
53150000	Contr Svc-Other	SR	9600000052	9/30/2012	1,862.92
53150000	Contr Svc-Other	SR	9600000052	9/30/2012	474.17
53150000	Contr Svc-Other	SR	9600000052	9/30/2012	725.92
53150000	Contr Svc-Other	SR	9600000052	9/30/2012	563.58
53150000	Contr Svc-Other	SR	9600000052	9/30/2012	204.33
53150000	Contr Svc-Other	UT	9300001618	9/30/2012	(762.38)
53150000	Contr Svc-Other	UT	9300001615	9/30/2012	(3,959.00)
53150000	Contr Svc-Other	UZ	2000000241	9/30/2012	(55,055.00)
53150000	Contr Svc-Other	UZ	2000000243	9/30/2012	(805.00)
53150000	Contr Svc-Other	UZ	2000000241	9/30/2012	(9,500.00)
53150000	Contr Svc-Other	CS	9300001491	9/30/2012	(2,693.70)
53150000	Contr Svc-Other	CS	9300001769	9/30/2012	1,023.94
53150000	Contr Svc-Other	CS	9300002699	9/30/2012	(1,350.00)
53150000	Contr Svc-Other	CS	9300001508	9/30/2012	(367.82)
53150000	Contr Svc-Other	CS	9300001816	9/30/2012	(3,968.01)
53150000	Contr Svc-Other	CS	9300002701	9/30/2012	(5,278.00)
53150000	Contr Svc-Other	CS	9300001811	9/30/2012	(767.91)
53150000	Contr Svc-Other	CS	9300001795	9/30/2012	(162.83)
53150000	Contr Svc-Other	CS	9300002697	9/30/2012	(2,500.00)
53150000	Contr Svc-Other	CS	9300001510	9/30/2012	(2,927.32)
53150000	Contr Svc-Other	CS	9300001776	9/30/2012	(1,443.75)
53150000	Contr Svc-Other	CS	9300002552	9/30/2012	(2,800.00)
53150000	Contr Svc-Other	CS	9300001445	9/30/2012	(744.63)
53150000	Contr Svc-Other	CS	9300001471	9/30/2012	(5,933.25)
53150000	Contr Svc-Other	CS	9300001427	9/30/2012	(1,050.76)
53150000	Contr Svc-Other	CS	9300001731	9/30/2012	17,799.75
53150000	Contr Svc-Other	CS	9300001828	9/30/2012	(11,866.50)
53150000	Contr Svc-Other	CS	9300001452	9/30/2012	(1,867.79)
53150000	Contr Svc-Other	CS	9300001747	9/30/2012	(312.90)
53150000	Contr Svc-Other	CS	9300001826	9/30/2012	10,418.14
53150000	Contr Svc-Other	CS	9300001835	9/30/2012	(5,001.01)
53150000	Contr Svc-Other	CS	9300001455	9/30/2012	(784.40)
53150000	Contr Svc-Other	CS	9300001515	9/30/2012	(3,843.40)
53150000	Contr Svc-Other	CS	9300001780	9/30/2012	(14,297.38)
53150000	Contr Svc-Other	CS	9300001764	9/30/2012	(292.56)
53150000	Contr Svc-Other	CS	9300001765	9/30/2012	(296.80)
53150000	Contr Svc-Other	CS	9300001457	9/30/2012	(188.33)
53150000	Contr Svc-Other	CS	9300001646	9/30/2012	(208.23)
53150000	Contr Svc-Other	CS	9300001749	9/30/2012	(1,412.21)
53150000	Contr Svc-Other	UZ	2000000243	9/30/2012	(121,806.32)
53150000	Contr Svc-Other	UZ	2000000241	9/30/2012	(338,619.83)
53150000	Contr Svc-Other	UZ	2000000241	9/30/2012	(45,000.00)
53150000	Contr Svc-Other	UZ	2000000241	9/30/2012	(46,259.35)
53150000	Contr Svc-Other	CS	9300001789	9/30/2012	(219.42)
53150000	Contr Svc-Other	UZ	2000000241	9/30/2012	(10,173.85)
53150000	Contr Svc-Other	UZ	2000000241	9/30/2012	(10,205.80)

## Kentucky American Water Company

Case No. 2012-00520

Response to PSC DR1, Item 31

Account	Description	Doc Type	Document Number	Posting Date	Amount
53150000	Contr Svc-Other	UZ	2000000241	9/30/2012	(6,987.40)
53150000	Contr Svc-Other	UZ	2000000241	9/30/2012	(8,596.46)
53150000	Contr Svc-Other	UZ	2000000241	9/30/2012	(10,205.80)
53150000	Contr Svc-Other	UZ	2000000241	9/30/2012	(8,596.46)
53150000	Contr Svc-Other	UZ	2000000241	9/30/2012	(27,034.09)
53150000	Contr Svc-Other	UZ	2000000241	9/30/2012	(8,500.00)
53150000	Contr Svc-Other	UZ	2000000241	9/30/2012	(35,000.00)
53150000	Contr Svc-Other	UZ	2000000241	9/30/2012	(5,000.00)
53150000	Contr Svc-Other	UZ	2000000241	9/30/2012	(30,000.00)
53150000	Contr Svc-Other	UZ	2000000241	9/30/2012	(49,716.38)
53150000	Contr Svc-Other	UZ	2000000241	9/30/2012	(50,000.00)
53150000	Contr Svc-Other	UZ	2000000241	9/30/2012	(9,500.07)
53150000	Contr Svc-Other	UZ	2000000241	9/30/2012	(9,483.30)
53150000	Contr Svc-Other	UZ	2000000241	9/30/2012	(9,500.07)
53150000	Contr Svc-Other	UZ	2000000241	9/30/2012	(7,292.22)
53150013	Contr Svc-Other WT	CS	9300001491	9/30/2012	2,693.70
53150013	Contr Svc-Other WT	CS	9300001769	9/30/2012	(1,023.94)
53150013	Contr Svc-Other WT	CS	9300002699	9/30/2012	1,350.00
53150013	Contr Svc-Other WT	CS	9300001508	9/30/2012	367.82
53150013	Contr Svc-Other WT	CS	9300001816	9/30/2012	3,968.01
53150013	Contr Svc-Other WT	CS	9300002701	9/30/2012	5,278.00
53150013	Contr Svc-Other WT	CS	9300001811	9/30/2012	767.91
53150013	Contr Svc-Other WT	CS	9300001795	9/30/2012	162.83
53150013	Contr Svc-Other WT	CS	9300002697	9/30/2012	2,500.00
53150014	Contr Svc-Other TD	CS	9300001510	9/30/2012	2,927.32
53150014	Contr Svc-Other TD	CS	9300001776	9/30/2012	1,443.75
53150014	Contr Svc-Other TD	CS	9300002552	9/30/2012	2,800.00
53150014	Contr Svc-Other TD	CS	9300001445	9/30/2012	744.63
53150015	Contr Svc-Other CA	CS	9300001471	9/30/2012	5,933.25
53150016	Contr Svc-Other AG	CS	9300001427	9/30/2012	1,050.76
53150016	Contr Svc-Other AG	CS	9300001731	9/30/2012	(17,799.75)
53150016	Contr Svc-Other AG	CS	9300001828	9/30/2012	11,866.50
53150016	Contr Svc-Other AG	CS	9300001452	9/30/2012	1,867.79
53150016	Contr Svc-Other AG	CS	9300001747	9/30/2012	312.90
53150016	Contr Svc-Other AG	CS	9300001826	9/30/2012	(10,418.14)
53150016	Contr Svc-Other AG	CS	9300001835	9/30/2012	5,001.01
53151000	Contr Svc-Temp EE	SV	100001199	9/30/2012	7,224.00
53151000	Contr Svc-Temp EE	CS	9300001776	9/30/2012	3,956.00
53151000	Contr Svc-Temp EE	CS	9300002552	9/30/2012	(7,224.00)
53151000	Contr Svc-Temp EE	CS	9300001476	9/30/2012	(108.31)
53151000	Contr Svc-Temp EE	CS	9300001780	9/30/2012	4,176.18
53151000	Contr Svc-Temp EE	CS	9300001764	9/30/2012	617.18
53151000	Contr Svc-Temp EE	CS	9300001765	9/30/2012	641.20
53151014	Contr Svc-Temp EE TD	CS	9300001776	9/30/2012	(3,956.00)
53151014	Contr Svc-Temp EE TD	CS	9300002552	9/30/2012	7,224.00
53151014	Contr Svc-Temp EE TD	CS	9300001780	9/30/2012	(4,176.18)
53151014	Contr Svc-Temp EE TD	CS	9300001764	9/30/2012	(617.18)
53151014	Contr Svc-Temp EE TD	CS	9300001765	9/30/2012	(641.20)
53151016	Contr Svc-Temp EE AG	CS	9300001476	9/30/2012	108.31
53152000	Contr Svc-Lab Testng	CF	9300001492	9/30/2012	(768.50)
53152000	Contr Svc-Lab Testng	CF	9300001492	9/30/2012	768.50
53154000	Contr Svc-Audit Fees	SA	100001125	9/30/2012	7,371.00
53154000	Contr Svc-Audit Fees	CF	9300001732	9/30/2012	(7,371.00)

## Kentucky American Water Company

Case No. 2012-00520

Response to PSC DR1, Item 31

Account	Description	Doc Type	Document Number	Posting Date	Amount
53154000	Contr Svc-Audit Fees	CF	9300001732	9/30/2012	7,371.00
53155000	Contr Svc-Legal	SV	100001207	9/30/2012	920.00
53155000	Contr Svc-Legal	SV	100001207	9/30/2012	11,667.50
53155000	Contr Svc-Legal	SV	100001207	9/30/2012	1,102.20
53155000	Contr Svc-Legal	SV	100001207	9/30/2012	379.00
53155000	Contr Svc-Legal	SV	100001207	9/30/2012	198.00
53155000	Contr Svc-Legal	SV	100001207	9/30/2012	4,308.30
53155000	Contr Svc-Legal	SV	100001207	9/30/2012	176.00
53155000	Contr Svc-Legal	SV	100001207	9/30/2012	117.00
53155000	Contr Svc-Legal	SV	100001218	9/30/2012	24,300.70
53155000	Contr Svc-Legal	CF	9300001738	9/30/2012	50,854.59
53155000	Contr Svc-Legal	CF	9300001738	9/30/2012	(50,854.59)
53155000	Contr Svc-Legal	CF	9300002547	9/30/2012	(18,489.00)
53155000	Contr Svc-Legal	CF	9300002547	9/30/2012	18,489.00
53155000	Contr Svc-Legal	UT	9300001707	9/30/2012	6,783.50
53155000	Contr Svc-Legal	UT	9300002543	9/30/2012	(379.00)
53155000	Contr Svc-Legal	UT	9300001726	9/30/2012	(6,788.77)
53155000	Contr Svc-Legal	UZ	2000000241	9/30/2012	(24,300.70)
53401000	AWWSC Labor OPEX	CF	9300001870	9/30/2012	(1.58)
53401000	AWWSC Labor OPEX	CF	9300001871	9/30/2012	(1.58)
53401000	AWWSC Labor OPEX	CF	9300001872	9/30/2012	(6.82)
53401000	AWWSC Labor OPEX	CF	9300001873	9/30/2012	46.00
53401000	AWWSC Labor OPEX	CF	9300001874	9/30/2012	(1.23)
53401000	AWWSC Labor OPEX	CF	9300001875	9/30/2012	319.40
53401000	AWWSC Labor OPEX	CF	9300001877	9/30/2012	2,436.54
53401000	AWWSC Labor OPEX	CF	9300001878	9/30/2012	309.27
53401000	AWWSC Labor OPEX	CF	9300002261	9/30/2012	233.00
53401000	AWWSC Labor OPEX	CF	9300002261	9/30/2012	7.42
53401000	AWWSC Labor OPEX	CF	9300002262	9/30/2012	423.42
53401000	AWWSC Labor OPEX	CF	9300002263	9/30/2012	378.15
53401000	AWWSC Labor OPEX	CF	9300002263	9/30/2012	17.57
53401000	AWWSC Labor OPEX	CF	9300002264	9/30/2012	(11.89)
53401000	AWWSC Labor OPEX	CF	9300002264	9/30/2012	7.11
53401000	AWWSC Labor OPEX	CF	9300002265	9/30/2012	84.08
53401000	AWWSC Labor OPEX	CF	9300002265	9/30/2012	0.72
53401000	AWWSC Labor OPEX	CF	9300002266	9/30/2012	1,837.68
53401000	AWWSC Labor OPEX	CF	9300002266	9/30/2012	28.85
53401000	AWWSC Labor OPEX	CF	9300002267	9/30/2012	901.63
53401000	AWWSC Labor OPEX	CF	9300002267	9/30/2012	8.74
53401000	AWWSC Labor OPEX	CF	9300002268	9/30/2012	1,747.25
53401000	AWWSC Labor OPEX	CF	9300002269	9/30/2012	1,696.48
53401000	AWWSC Labor OPEX	CF	9300002269	9/30/2012	6.25
53401000	AWWSC Labor OPEX	CF	9300002270	9/30/2012	3,051.87
53401000	AWWSC Labor OPEX	CF	9300002271	9/30/2012	8,595.43
53401000	AWWSC Labor OPEX	CF	9300002271	9/30/2012	1,036.80
53401000	AWWSC Labor OPEX	CF	9300002272	9/30/2012	178.06
53401000	AWWSC Labor OPEX	CF	9300002272	9/30/2012	17.12
53401000	AWWSC Labor OPEX	CF	9300002273	9/30/2012	1,259.35
53401000	AWWSC Labor OPEX	CF	9300002273	9/30/2012	116.24
53401000	AWWSC Labor OPEX	CF	9300002274	9/30/2012	924.82
53401000	AWWSC Labor OPEX	CF	9300002274	9/30/2012	494.82
53401000	AWWSC Labor OPEX	CF	9300002275	9/30/2012	13.78
53401000	AWWSC Labor OPEX	CF	9300002276	9/30/2012	71.53

## Kentucky American Water Company

Case No. 2012-00520

Response to PSC DR1, Item 31

Account	Description	Doc Type	Document Number	Posting Date	Amount
53401000	AWWSC Labor OPEX	CF	9300002277	9/30/2012	1,849.61
53401000	AWWSC Labor OPEX	CF	9300002277	9/30/2012	1,085.30
53401000	AWWSC Labor OPEX	CF	9300002278	9/30/2012	8.88
53401000	AWWSC Labor OPEX	CF	9300002279	9/30/2012	4.42
53401000	AWWSC Labor OPEX	CF	9300002280	9/30/2012	69.31
53401000	AWWSC Labor OPEX	CF	9300002281	9/30/2012	20.57
53401000	AWWSC Labor OPEX	CF	9300002282	9/30/2012	87.40
53401000	AWWSC Labor OPEX	CF	9300002284	9/30/2012	16.66
53401000	AWWSC Labor OPEX	CF	9300002285	9/30/2012	20,651.17
53401000	AWWSC Labor OPEX	CF	9300002285	9/30/2012	3,383.85
53401000	AWWSC Labor OPEX	CF	9300002286	9/30/2012	(2.55)
53401000	AWWSC Labor OPEX	CF	9300002287	9/30/2012	343.01
53401000	AWWSC Labor OPEX	CF	9300002287	9/30/2012	122.51
53401000	AWWSC Labor OPEX	CF	9300002288	9/30/2012	15,637.99
53401000	AWWSC Labor OPEX	CF	9300002288	9/30/2012	2,031.75
53401000	AWWSC Labor OPEX	CF	9300002291	9/30/2012	584.94
53401000	AWWSC Labor OPEX	CF	9300002291	9/30/2012	8.70
53401000	AWWSC Labor OPEX	CF	9300002292	9/30/2012	554.44
53401000	AWWSC Labor OPEX	CF	9300002292	9/30/2012	31.26
53401000	AWWSC Labor OPEX	CF	9300002293	9/30/2012	310.36
53401000	AWWSC Labor OPEX	CF	9300002293	9/30/2012	31.91
53401000	AWWSC Labor OPEX	CF	9300002298	9/30/2012	644.27
53401000	AWWSC Labor OPEX	CF	9300002298	9/30/2012	511.85
53401000	AWWSC Labor OPEX	CF	9300002299	9/30/2012	2,298.80
53401000	AWWSC Labor OPEX	CF	9300002299	9/30/2012	228.28
53401000	AWWSC Labor OPEX	CF	9300002300	9/30/2012	1,451.05
53401000	AWWSC Labor OPEX	CF	9300002300	9/30/2012	48.33
53401000	AWWSC Labor OPEX	CF	9300002301	9/30/2012	496.55
53401000	AWWSC Labor OPEX	CF	9300002301	9/30/2012	397.81
53401000	AWWSC Labor OPEX	CF	9300002302	9/30/2012	717.65
53401000	AWWSC Labor OPEX	CF	9300002302	9/30/2012	354.97
53401000	AWWSC Labor OPEX	CF	9300002303	9/30/2012	236.57
53401000	AWWSC Labor OPEX	CF	9300002303	9/30/2012	423.27
53401000	AWWSC Labor OPEX	CF	9300002305	9/30/2012	1,036.38
53401000	AWWSC Labor OPEX	CF	9300002305	9/30/2012	39.93
53401000	AWWSC Labor OPEX	CF	9300002306	9/30/2012	105.07
53401000	AWWSC Labor OPEX	CF	9300002307	9/30/2012	325.06
53401000	AWWSC Labor OPEX	CF	9300002308	9/30/2012	902.64
53401000	AWWSC Labor OPEX	CF	9300002308	9/30/2012	270.19
53401000	AWWSC Labor OPEX	CF	9300002309	9/30/2012	1,299.77
53401000	AWWSC Labor OPEX	CF	9300002309	9/30/2012	569.67
53401000	AWWSC Labor OPEX	CF	9300002310	9/30/2012	211.10
53401000	AWWSC Labor OPEX	CF	9300002311	9/30/2012	36.43
53401000	AWWSC Labor OPEX	CF	9300002313	9/30/2012	1.18
53401000	AWWSC Labor OPEX	CF	9300002314	9/30/2012	47.82
53401000	AWWSC Labor OPEX	CF	9300002315	9/30/2012	534.23
53401000	AWWSC Labor OPEX	CF	9300002316	9/30/2012	129.68
53401000	AWWSC Labor OPEX	CF	9300002317	9/30/2012	113.91
53401000	AWWSC Labor OPEX	CF	9300002318	9/30/2012	24.86
53401000	AWWSC Labor OPEX	CF	9300002319	9/30/2012	320.20
53401000	AWWSC Labor OPEX	CF	9300002321	9/30/2012	(55.29)
53401000	AWWSC Labor OPEX	CF	9300002322	9/30/2012	382.99
53401000	AWWSC Labor OPEX	CF	9300002323	9/30/2012	0.52

## Kentucky American Water Company

Case No. 2012-00520

Response to PSC DR1, Item 31

Account	Description	Doc Type	Document Number	Posting Date	Amount
53401000	AWWSC Labor OPEX	CF	9300002324	9/30/2012	424.81
53401000	AWWSC Labor OPEX	CF	9300002325	9/30/2012	70.62
53401000	AWWSC Labor OPEX	CF	9300002326	9/30/2012	(9.59)
53401000	AWWSC Labor OPEX	CF	9300002327	9/30/2012	201.00
53401000	AWWSC Labor OPEX	CF	9300002328	9/30/2012	194.66
53401000	AWWSC Labor OPEX	CF	9300002329	9/30/2012	79.85
53401000	AWWSC Labor OPEX	CF	9300002330	9/30/2012	79.85
53401000	AWWSC Labor OPEX	CF	9300002331	9/30/2012	479.10
53401000	AWWSC Labor OPEX	CF	9300002332	9/30/2012	91.63
53401000	AWWSC Labor OPEX	CF	9300002332	9/30/2012	878.35
53401000	AWWSC Labor OPEX	CF	9300002333	9/30/2012	638.80
53401000	AWWSC Labor OPEX	CF	9300002334	9/30/2012	696.88
53401000	AWWSC Labor OPEX	CF	9300002334	9/30/2012	960.15
53401000	AWWSC Labor OPEX	CF	9300002335	9/30/2012	338.14
53401000	AWWSC Labor OPEX	CF	9300002335	9/30/2012	1,038.05
53401000	AWWSC Labor OPEX	CF	9300002336	9/30/2012	1,681.96
53401000	AWWSC Labor OPEX	CF	9300002336	9/30/2012	328.59
53401000	AWWSC Labor OPEX	CF	9300002337	9/30/2012	141.15
53401000	AWWSC Labor OPEX	CF	9300002337	9/30/2012	399.25
53401000	AWWSC Labor OPEX	CF	9300002338	9/30/2012	239.55
53401000	AWWSC Labor OPEX	CF	9300002339	9/30/2012	399.25
53401000	AWWSC Labor OPEX	CF	9300002340	9/30/2012	399.25
53401000	AWWSC Labor OPEX	CF	9300002341	9/30/2012	718.65
53401000	AWWSC Labor OPEX	CF	9300002342	9/30/2012	878.35
53401000	AWWSC Labor OPEX	CF	9300002343	9/30/2012	479.10
53401000	AWWSC Labor OPEX	CF	9300002344	9/30/2012	65.83
53401000	AWWSC Labor OPEX	CF	9300002344	9/30/2012	138.65
53401000	AWWSC Labor OPEX	CF	9300002345	9/30/2012	479.10
53401000	AWWSC Labor OPEX	CF	9300002346	9/30/2012	1,357.44
53401000	AWWSC Labor OPEX	CF	9300002347	9/30/2012	1,117.89
53401000	AWWSC Labor OPEX	CF	9300002348	9/30/2012	638.80
53401000	AWWSC Labor OPEX	CF	9300002349	9/30/2012	1,596.99
53401000	AWWSC Labor OPEX	CF	9300002350	9/30/2012	479.10
53401000	AWWSC Labor OPEX	CF	9300002351	9/30/2012	878.35
53401000	AWWSC Labor OPEX	CF	9300002352	9/30/2012	79.85
53401000	AWWSC Labor OPEX	CF	9300002353	9/30/2012	79.85
53401000	AWWSC Labor OPEX	CF	9300002354	9/30/2012	399.25
53401000	AWWSC Labor OPEX	CF	9300002355	9/30/2012	239.55
53401000	AWWSC Labor OPEX	CF	9300002356	9/30/2012	159.70
53401000	AWWSC Labor OPEX	CF	9300002357	9/30/2012	239.55
53401000	AWWSC Labor OPEX	CF	9300002358	9/30/2012	319.40
53401000	AWWSC Labor OPEX	CF	9300002359	9/30/2012	319.40
53401000	AWWSC Labor OPEX	CF	9300002360	9/30/2012	479.10
53401000	AWWSC Labor OPEX	CF	9300002361	9/30/2012	662.80
53401000	AWWSC Labor OPEX	CF	9300002361	9/30/2012	239.55
53401000	AWWSC Labor OPEX	CF	9300002362	9/30/2012	719.67
53401000	AWWSC Labor OPEX	CF	9300002362	9/30/2012	718.65
53401000	AWWSC Labor OPEX	CF	9300002363	9/30/2012	2,324.00
53401000	AWWSC Labor OPEX	CF	9300002363	9/30/2012	511.04
53401000	AWWSC Labor OPEX	CF	9300002364	9/30/2012	1,014.66
53401000	AWWSC Labor OPEX	CF	9300002364	9/30/2012	17.79
53401000	AWWSC Labor OPEX	CF	9300002365	9/30/2012	562.69
53401000	AWWSC Labor OPEX	CF	9300002365	9/30/2012	323.52



Kentucky American Water Company  
Case No. 2012-00520  
Response to PSC DR1, Item 31

Account	Description	Doc Type	Document Number	Posting Date	Amount
53401000	AWWSC Labor OPEX	CF	9300002366	9/30/2012	893.81
53401000	AWWSC Labor OPEX	CF	9300002366	9/30/2012	489.76
53401000	AWWSC Labor OPEX	CF	9300002367	9/30/2012	1,228.41
53401000	AWWSC Labor OPEX	CF	9300002367	9/30/2012	598.39
53401000	AWWSC Labor OPEX	CF	9300002368	9/30/2012	2,008.62
53401000	AWWSC Labor OPEX	CF	9300002368	9/30/2012	1,038.05
53401000	AWWSC Labor OPEX	CF	9300002369	9/30/2012	708.28
53401000	AWWSC Labor OPEX	CF	9300002369	9/30/2012	489.23
53401000	AWWSC Labor OPEX	CF	9300002370	9/30/2012	157.18
53401000	AWWSC Labor OPEX	CF	9300002370	9/30/2012	480.22
53401000	AWWSC Labor OPEX	CF	9300002371	9/30/2012	1,460.15
53401000	AWWSC Labor OPEX	CF	9300002371	9/30/2012	1,296.11
53401000	AWWSC Labor OPEX	CF	9300002373	9/30/2012	237.06
53401000	AWWSC Labor OPEX	CF	9300002373	9/30/2012	1,655.74
53401000	AWWSC Labor OPEX	CF	9300002374	9/30/2012	761.37
53401000	AWWSC Labor OPEX	CF	9300002374	9/30/2012	239.55
53401000	AWWSC Labor OPEX	CF	9300002375	9/30/2012	(38,407.23)
53401000	AWWSC Labor OPEX	CF	9300002376	9/30/2012	1,293.75
53401000	AWWSC Labor OPEX	CF	9300002376	9/30/2012	558.95
53401000	AWWSC Labor OPEX	CF	9300002377	9/30/2012	79.85
53401000	AWWSC Labor OPEX	CF	9300002378	9/30/2012	558.95
53401000	AWWSC Labor OPEX	CF	9300002379	9/30/2012	1,038.05
53401000	AWWSC Labor OPEX	CF	9300002380	9/30/2012	3,634.31
53401000	AWWSC Labor OPEX	CF	9300002380	9/30/2012	958.20
53401000	AWWSC Labor OPEX	CF	9300002381	9/30/2012	1,328.26
53401000	AWWSC Labor OPEX	CF	9300002381	9/30/2012	638.80
53401000	AWWSC Labor OPEX	CF	9300002382	9/30/2012	1,090.28
53401000	AWWSC Labor OPEX	CF	9300002382	9/30/2012	479.10
53401000	AWWSC Labor OPEX	CF	9300002383	9/30/2012	2,082.42
53401000	AWWSC Labor OPEX	CF	9300002383	9/30/2012	558.95
53401000	AWWSC Labor OPEX	CF	9300002384	9/30/2012	675.04
53401000	AWWSC Labor OPEX	CF	9300002384	9/30/2012	399.25
53401000	AWWSC Labor OPEX	CF	9300002385	9/30/2012	1,541.59
53401000	AWWSC Labor OPEX	CF	9300002385	9/30/2012	1,131.18
53401000	AWWSC Labor OPEX	CF	9300002386	9/30/2012	1,390.39
53401000	AWWSC Labor OPEX	CF	9300002386	9/30/2012	479.10
53401000	AWWSC Labor OPEX	CF	9300002387	9/30/2012	898.83
53401000	AWWSC Labor OPEX	CF	9300002387	9/30/2012	166.00
53401000	AWWSC Labor OPEX	CF	9300002388	9/30/2012	5,599.73
53401000	AWWSC Labor OPEX	CF	9300002388	9/30/2012	578.42
53401000	AWWSC Labor OPEX	CF	9300002390	9/30/2012	794.53
53401000	AWWSC Labor OPEX	CF	9300002390	9/30/2012	445.84
53401000	AWWSC Labor OPEX	CF	9300002391	9/30/2012	1,018.49
53401000	AWWSC Labor OPEX	CF	9300002391	9/30/2012	1,197.74
53401000	AWWSC Labor OPEX	CF	9300002392	9/30/2012	745.16
53401000	AWWSC Labor OPEX	CF	9300002392	9/30/2012	(4,500.79)
53401000	AWWSC Labor OPEX	CF	9300002393	9/30/2012	798.50
53401000	AWWSC Labor OPEX	CF	9300002394	9/30/2012	666.17
53401000	AWWSC Labor OPEX	CF	9300002394	9/30/2012	789.48
53401000	AWWSC Labor OPEX	CF	9300002396	9/30/2012	595.53
53401000	AWWSC Labor OPEX	CF	9300002396	9/30/2012	1,980.64
53401000	AWWSC Labor OPEX	CF	9300002397	9/30/2012	52.93
53401000	AWWSC Labor OPEX	CF	9300002397	9/30/2012	1,277.59

## Kentucky American Water Company

Case No. 2012-00520

Response to PSC DR1, Item 31

Account	Description	Doc Type	Document Number	Posting Date	Amount
53401000	AWWSC Labor OPEX	CF	9300002399	9/30/2012	79.85
53401000	AWWSC Labor OPEX	CF	9300002400	9/30/2012	724.36
53401000	AWWSC Labor OPEX	CF	9300002400	9/30/2012	878.35
53401000	AWWSC Labor OPEX	CF	9300002401	9/30/2012	604.40
53401000	AWWSC Labor OPEX	CF	9300002401	9/30/2012	1,756.69
53401000	AWWSC Labor OPEX	CF	9300002402	9/30/2012	1,517.14
53401000	AWWSC Labor OPEX	CF	9300002403	9/30/2012	1,197.74
53401000	AWWSC Labor OPEX	CF	9300002404	9/30/2012	1,357.44
53401000	AWWSC Labor OPEX	CF	9300002405	9/30/2012	(38.80)
53401000	AWWSC Labor OPEX	CF	9300002405	9/30/2012	1,197.74
53401000	AWWSC Labor OPEX	CF	9300002406	9/30/2012	45.95
53401000	AWWSC Labor OPEX	CF	9300002406	9/30/2012	558.95
53401000	AWWSC Labor OPEX	CF	9300002407	9/30/2012	(65.11)
53401000	AWWSC Labor OPEX	CF	9300002407	9/30/2012	935.87
53401000	AWWSC Labor OPEX	CF	9300002410	9/30/2012	(12.55)
53401000	AWWSC Labor OPEX	CF	9300002410	9/30/2012	12,456.54
53401000	AWWSC Labor OPEX	CF	9300002411	9/30/2012	479.10
53401000	AWWSC Labor OPEX	CF	9300002413	9/30/2012	1,588.14
53401000	AWWSC Labor OPEX	CF	9300002413	9/30/2012	159.70
53401000	AWWSC Labor OPEX	CF	9300002414	9/30/2012	3,801.77
53401000	AWWSC Labor OPEX	CF	9300002414	9/30/2012	878.35
53401000	AWWSC Labor OPEX	CF	9300002415	9/30/2012	979.82
53401000	AWWSC Labor OPEX	CF	9300002415	9/30/2012	300.04
53401000	AWWSC Labor OPEX	CF	9300002416	9/30/2012	428.84
53401000	AWWSC Labor OPEX	CF	9300002416	9/30/2012	283.90
53401000	AWWSC Labor OPEX	CF	9300002417	9/30/2012	1,203.82
53401000	AWWSC Labor OPEX	CF	9300002417	9/30/2012	399.25
53401000	AWWSC Labor OPEX	CF	9300002418	9/30/2012	1,277.59
53401000	AWWSC Labor OPEX	CF	9300002419	9/30/2012	1,465.96
53401000	AWWSC Labor OPEX	CF	9300002419	9/30/2012	7,579.12
53401000	AWWSC Labor OPEX	CF	9300002420	9/30/2012	239.55
53401000	AWWSC Labor OPEX	CF	9300002421	9/30/2012	7.66
53401000	AWWSC Labor OPEX	CF	9300002421	9/30/2012	1,836.54
53401000	AWWSC Labor OPEX	CF	9300002422	9/30/2012	570.63
53401000	AWWSC Labor OPEX	CF	9300002422	9/30/2012	1,531.03
53401000	AWWSC Labor OPEX	CF	9300002423	9/30/2012	638.80
53401000	AWWSC Labor OPEX	CF	9300002424	9/30/2012	1,312.10
53401000	AWWSC Labor OPEX	CF	9300002424	9/30/2012	1,366.88
53401000	AWWSC Labor OPEX	CF	9300002425	9/30/2012	218.77
53401000	AWWSC Labor OPEX	CF	9300002425	9/30/2012	2,402.54
53401000	AWWSC Labor OPEX	CF	9300002426	9/30/2012	479.10
53401000	AWWSC Labor OPEX	CF	9300002427	9/30/2012	638.80
53401000	AWWSC Labor OPEX	CF	9300002428	9/30/2012	3,233.31
53401000	AWWSC Labor OPEX	CF	9300002428	9/30/2012	1,676.84
53401000	AWWSC Labor OPEX	CF	9300002429	9/30/2012	1,996.24
53401000	AWWSC Labor OPEX	CF	9300002430	9/30/2012	134.30
53401000	AWWSC Labor OPEX	CF	9300002430	9/30/2012	638.80
53401000	AWWSC Labor OPEX	CF	9300002431	9/30/2012	399.25
53401000	AWWSC Labor OPEX	CF	9300002432	9/30/2012	878.35
53401000	AWWSC Labor OPEX	CF	9300002433	9/30/2012	638.80
53401000	AWWSC Labor OPEX	CF	9300002434	9/30/2012	30.65
53401000	AWWSC Labor OPEX	CF	9300002436	9/30/2012	(0.60)
53401000	AWWSC Labor OPEX	CF	9300002437	9/30/2012	(8.21)

## Kentucky American Water Company

Case No. 2012-00520

Response to PSC DR1, Item 31

Account	Description	Doc Type	Document Number	Posting Date	Amount
53401000	AWWSC Labor OPEX	CF	9300002438	9/30/2012	(10.09)
53401000	AWWSC Labor OPEX	CF	9300002439	9/30/2012	(16.35)
53401000	AWWSC Labor OPEX	CF	9300002441	9/30/2012	1,891.57
53401000	AWWSC Labor OPEX	CF	9300002441	9/30/2012	625.60
53401000	AWWSC Labor OPEX	CF	9300002442	9/30/2012	926.35
53401000	AWWSC Labor OPEX	CF	9300002443	9/30/2012	421.77
53401000	AWWSC Labor OPEX	CF	9300002443	9/30/2012	62.28
53401000	AWWSC Labor OPEX	CF	9300002444	9/30/2012	1,344.70
53401000	AWWSC Labor OPEX	CF	9300002444	9/30/2012	280.33
53401000	AWWSC Labor OPEX	CF	9300002445	9/30/2012	102.85
53401000	AWWSC Labor OPEX	CF	9300002446	9/30/2012	(1,216.46)
53401000	AWWSC Labor OPEX	CF	9300002447	9/30/2012	1,581.91
53401000	AWWSC Labor OPEX	CF	9300002450	9/30/2012	940.20
53401000	AWWSC Labor OPEX	CF	9300002450	9/30/2012	1,435.18
53401000	AWWSC Labor OPEX	CF	9300002452	9/30/2012	949.45
53401000	AWWSC Labor OPEX	CF	9300002452	9/30/2012	442.30
53401000	AWWSC Labor OPEX	CF	9300002453	9/30/2012	1,932.59
53401000	AWWSC Labor OPEX	CF	9300002453	9/30/2012	429.31
53401000	AWWSC Labor OPEX	CF	9300002454	9/30/2012	1,971.25
53401000	AWWSC Labor OPEX	CF	9300002456	9/30/2012	885.53
53401000	AWWSC Labor OPEX	CF	9300002456	9/30/2012	480.31
53401000	AWWSC Labor OPEX	CF	9300002457	9/30/2012	(78.77)
53401000	AWWSC Labor OPEX	CF	9300002458	9/30/2012	575.12
53401000	AWWSC Labor OPEX	CF	9300002458	9/30/2012	123.07
53401000	AWWSC Labor OPEX	CF	9300002459	9/30/2012	(0.94)
53401000	AWWSC Labor OPEX	CF	9300002459	9/30/2012	43.40
53401000	AWWSC Labor OPEX	CF	9300002460	9/30/2012	3,530.55
53401000	AWWSC Labor OPEX	CF	9300002460	9/30/2012	4,481.41
53401000	AWWSC Labor OPEX	CF	9300002461	9/30/2012	4,381.39
53401000	AWWSC Labor OPEX	CF	9300002461	9/30/2012	1,701.39
53401000	AWWSC Labor OPEX	CF	9300002462	9/30/2012	346.47
53401000	AWWSC Labor OPEX	CF	9300002466	9/30/2012	11,994.41
53401000	AWWSC Labor OPEX	CF	9300002467	9/30/2012	(17.90)
53401000	AWWSC Labor OPEX	CF	9300002468	9/30/2012	7,718.07
53401000	AWWSC Labor OPEX	CF	9300002469	9/30/2012	17.30
53401000	AWWSC Labor OPEX	CF	9300002470	9/30/2012	2,181.64
53401000	AWWSC Labor OPEX	CF	9300002470	9/30/2012	17.08
53401000	AWWSC Labor OPEX	CF	9300002471	9/30/2012	(14.25)
53401000	AWWSC Labor OPEX	CF	9300002472	9/30/2012	(5.83)
53401000	AWWSC Labor OPEX	CF	9300002474	9/30/2012	4,756.21
53401000	AWWSC Labor OPEX	CF	9300002474	9/30/2012	3,283.01
53401000	AWWSC Labor OPEX	CF	9300002476	9/30/2012	25.32
53401000	AWWSC Labor OPEX	CF	9300002477	9/30/2012	204.34
53401000	AWWSC Labor OPEX	CF	9300002478	9/30/2012	6.06
53401000	AWWSC Labor OPEX	CF	9300002479	9/30/2012	22.89
53401000	AWWSC Labor OPEX	CF	9300002480	9/30/2012	(21.57)
53401000	AWWSC Labor OPEX	CF	9300002481	9/30/2012	29.41
53401000	AWWSC Labor OPEX	CF	9300002482	9/30/2012	(0.51)
53401000	AWWSC Labor OPEX	CF	9300002483	9/30/2012	(9.67)
53401000	AWWSC Labor OPEX	CF	9300002484	9/30/2012	352.80
53401000	AWWSC Labor OPEX	CF	9300002485	9/30/2012	137.83
53401000	AWWSC Labor OPEX	CF	9300002486	9/30/2012	70.91
53401000	AWWSC Labor OPEX	CF	9300002487	9/30/2012	(569.60)

## Kentucky American Water Company

Case No. 2012-00520

Response to PSC DR1, Item 31

Account	Description	Doc Type	Document Number	Posting Date	Amount
53401000	AWWSC Labor OPEX	CF	9300002492	9/30/2012	1,545.62
53401000	AWWSC Labor OPEX	CF	9300002496	9/30/2012	(1.07)
53401000	AWWSC Labor OPEX	CF	9300002498	9/30/2012	(595.59)
53401000	AWWSC Labor OPEX	CF	9300002498	9/30/2012	(22.54)
53401000	AWWSC Labor OPEX	CF	9300002499	9/30/2012	1,626.33
53401000	AWWSC Labor OPEX	CF	9300002499	9/30/2012	882.41
53401000	AWWSC Labor OPEX	CF	9300002501	9/30/2012	1,482.39
53401000	AWWSC Labor OPEX	CF	9300002501	9/30/2012	21.77
53401000	AWWSC Labor OPEX	CF	9300002503	9/30/2012	3,198.91
53401000	AWWSC Labor OPEX	CF	9300002503	9/30/2012	140.63
53401000	AWWSC Labor OPEX	CF	9300002504	9/30/2012	2,226.90
53401000	AWWSC Labor OPEX	CF	9300002504	9/30/2012	412.24
53401000	AWWSC Labor OPEX	CF	9300002505	9/30/2012	2,032.28
53401000	AWWSC Labor OPEX	CF	9300002505	9/30/2012	4,941.74
53401000	AWWSC Labor OPEX	CF	9300002507	9/30/2012	785.86
53401000	AWWSC Labor OPEX	CF	9300002507	9/30/2012	11.77
53401000	AWWSC Labor OPEX	CF	9300002508	9/30/2012	752.28
53401000	AWWSC Labor OPEX	CF	9300002510	9/30/2012	439.12
53401000	AWWSC Labor OPEX	CF	9300002511	9/30/2012	1,744.98
53401000	AWWSC Labor OPEX	CF	9300002512	9/30/2012	1,489.33
53401000	AWWSC Labor OPEX	CF	9300002514	9/30/2012	1,981.77
53401000	AWWSC Labor OPEX	CF	9300002514	9/30/2012	20.28
53401000	AWWSC Labor OPEX	CF	9300002515	9/30/2012	164.98
53401000	AWWSC Labor OPEX	CF	9300002516	9/30/2012	600.95
53401000	AWWSC Labor OPEX	CF	9300002517	9/30/2012	761.92
53401000	AWWSC Labor OPEX	CF	9300002518	9/30/2012	(672.33)
53401000	AWWSC Labor OPEX	CF	9300002518	9/30/2012	(47.67)
53401000	AWWSC Labor OPEX	CF	9300002519	9/30/2012	(1,683.64)
53401000	AWWSC Labor OPEX	CF	9300002519	9/30/2012	(48.33)
53401000	AWWSC Labor OPEX	CF	9300002520	9/30/2012	415.44
53401000	AWWSC Labor OPEX	CF	9300002521	9/30/2012	188.09
53401000	AWWSC Labor OPEX	CF	9300002522	9/30/2012	(1,681.89)
53401000	AWWSC Labor OPEX	CF	9300002522	9/30/2012	53.77
53401000	AWWSC Labor OPEX	CF	9300002523	9/30/2012	(578.80)
53401000	AWWSC Labor OPEX	CF	9300002524	9/30/2012	5,101.34
53401000	AWWSC Labor OPEX	CF	9300002525	9/30/2012	3,412.89
53401000	AWWSC Labor OPEX	CF	9300002526	9/30/2012	7,296.64
53401000	AWWSC Labor OPEX	CF	9300002529	9/30/2012	2,623.04
53401000	AWWSC Labor OPEX	CF	9300002530	9/30/2012	1,798.16
53401000	AWWSC Labor OPEX	CF	9300002531	9/30/2012	9,993.10
53401000	AWWSC Labor OPEX	CF	9300002532	9/30/2012	181.44
53401000	AWWSC Labor OPEX	CF	9300002533	9/30/2012	692.47
53401000	AWWSC Labor OPEX	CF	9300002534	9/30/2012	3,440.32
53401000	AWWSC Labor OPEX	CF	9300002535	9/30/2012	(390.26)
53401000	AWWSC Labor OPEX	CF	9300002536	9/30/2012	(3,791.33)
53401000	AWWSC Labor OPEX	CF	9300002536	9/30/2012	(239.42)
53401000	AWWSC Labor OPEX	CF	9300002537	9/30/2012	40.92
53401000	AWWSC Labor OPEX	CF	9300002538	9/30/2012	943.99
53401000	AWWSC Labor OPEX	CF	9300002539	9/30/2012	(358.54)
53401000	AWWSC Labor OPEX	CF	9300002540	9/30/2012	521.40
53401000	AWWSC Labor OPEX	CF	9300002541	9/30/2012	(2,125.70)
53401000	AWWSC Labor OPEX	CF	9300002542	9/30/2012	(111.34)
53401000	AWWSC Labor OPEX	CF	9300002673	9/30/2012	161.29

## Kentucky American Water Company

Case No. 2012-00520

Response to PSC DR1, Item 31

Account	Description	Doc Type	Document Number	Posting Date	Amount
53401000	AWWSC Labor OPEX	CF	9300002673	9/30/2012	3.69
53401000	AWWSC Labor OPEX	CF	9300002673	9/30/2012	134.20
53401000	AWWSC Labor OPEX	CF	9300002673	9/30/2012	(96.22)
53401000	AWWSC Labor OPEX	CF	9300002673	9/30/2012	146.30
53401000	AWWSC Labor OPEX	CF	9300002675	9/30/2012	229.54
53401000	AWWSC Labor OPEX	CF	9300002675	9/30/2012	45.27
53401000	AWWSC Labor OPEX	CF	9300002675	9/30/2012	132.61
53401000	AWWSC Labor OPEX	CF	9300002675	9/30/2012	4.44
53401000	AWWSC Labor OPEX	CF	9300002676	9/30/2012	378.31
53401000	AWWSC Labor OPEX	CF	9300002676	9/30/2012	(4.18)
53401000	AWWSC Labor OPEX	CF	9300002677	9/30/2012	126.61
53401000	AWWSC Labor OPEX	CF	9300002677	9/30/2012	112.79
53401000	AWWSC Labor OPEX	CF	9300002677	9/30/2012	471.93
53401000	AWWSC Labor OPEX	CF	9300002677	9/30/2012	120.85
53401000	AWWSC Labor OPEX	CF	9300002677	9/30/2012	725.98
53401000	AWWSC Labor OPEX	CF	9300002678	9/30/2012	127.82
53401000	AWWSC Labor OPEX	CF	9300002678	9/30/2012	6.39
53401000	AWWSC Labor OPEX	CF	9300002678	9/30/2012	17.05
53401000	AWWSC Labor OPEX	CF	9300002678	9/30/2012	41.28
53401000	AWWSC Labor OPEX	CF	9300002679	9/30/2012	983.15
53401000	AWWSC Labor OPEX	CF	9300002679	9/30/2012	32.55
53401000	AWWSC Labor OPEX	CF	9300002679	9/30/2012	49.06
53401000	AWWSC Labor OPEX	CF	9300002679	9/30/2012	(58.30)
53401000	AWWSC Labor OPEX	CF	9300002680	9/30/2012	62.84
53401000	AWWSC Labor OPEX	CF	9300002680	9/30/2012	(5.61)
53401000	AWWSC Labor OPEX	CF	9300002680	9/30/2012	23.15
53401000	AWWSC Labor OPEX	CF	9300002680	9/30/2012	70.86
53401000	AWWSC Labor OPEX	CF	9300002680	9/30/2012	26.58
53401000	AWWSC Labor OPEX	CF	9300002681	9/30/2012	536.35
53401000	AWWSC Labor OPEX	CF	9300002681	9/30/2012	617.18
53401000	AWWSC Labor OPEX	CF	9300002681	9/30/2012	(664.66)
53401000	AWWSC Labor OPEX	CF	9300002681	9/30/2012	227.91
53401000	AWWSC Labor OPEX	CF	9300002681	9/30/2012	7.50
53401000	AWWSC Labor OPEX	CF	9300002681	9/30/2012	(12.79)
53401000	AWWSC Labor OPEX	CF	9300002681	9/30/2012	105.65
53401000	AWWSC Labor OPEX	CF	9300002681	9/30/2012	82.03
53401000	AWWSC Labor OPEX	CF	9300002682	9/30/2012	141.72
53401000	AWWSC Labor OPEX	CF	9300002682	9/30/2012	323.85
53401000	AWWSC Labor OPEX	CF	9300002683	9/30/2012	1,398.62
53401000	AWWSC Labor OPEX	CF	9300002683	9/30/2012	209.91
53401000	AWWSC Labor OPEX	CF	9300002683	9/30/2012	207.04
53401000	AWWSC Labor OPEX	CF	9300002683	9/30/2012	11.09
53401000	AWWSC Labor OPEX	CF	9300002683	9/30/2012	14.56
53401000	AWWSC Labor OPEX	CF	9300002684	9/30/2012	737.43
53401000	AWWSC Labor OPEX	CF	9300002684	9/30/2012	2.97
53401000	AWWSC Labor OPEX	CF	9300002684	9/30/2012	1,225.87
53401000	AWWSC Labor OPEX	CF	9300002684	9/30/2012	393.34
53401000	AWWSC Labor OPEX	CF	9300002684	9/30/2012	5.82
53401000	AWWSC Labor OPEX	CF	9300002685	9/30/2012	1,166.43
53401000	AWWSC Labor OPEX	CF	9300002685	9/30/2012	32.67
53401000	AWWSC Labor OPEX	CF	9300002685	9/30/2012	106.39
53401000	AWWSC Labor OPEX	CF	9300002685	9/30/2012	(25.27)
53401000	AWWSC Labor OPEX	CF	9300002686	9/30/2012	434.76

Kentucky American Water Company  
Case No. 2012-00520  
Response to PSC DR1, Item 31

Account	Description	Doc Type	Document Number	Posting Date	Amount
53401000	AWWSC Labor OPEX	CF	9300002686	9/30/2012	27.87
53401000	AWWSC Labor OPEX	CF	9300002686	9/30/2012	195.10
53401000	AWWSC Labor OPEX	CF	9300002686	9/30/2012	1,050.41
53401000	AWWSC Labor OPEX	CF	9300002686	9/30/2012	4.62
53401000	AWWSC Labor OPEX	CF	9300002686	9/30/2012	(259.05)
53401000	AWWSC Labor OPEX	CF	9300002686	9/30/2012	16.14
53401000	AWWSC Labor OPEX	CF	9300002687	9/30/2012	73.22
53401000	AWWSC Labor OPEX	CF	9300002687	9/30/2012	4.10
53401000	AWWSC Labor OPEX	CF	9300002687	9/30/2012	211.80
53401000	AWWSC Labor OPEX	CF	9300002687	9/30/2012	2.51
53401000	AWWSC Labor OPEX	CF	9300002688	9/30/2012	165.67
53401000	AWWSC Labor OPEX	CF	9300002688	9/30/2012	298.39
53401000	AWWSC Labor OPEX	CF	9300002688	9/30/2012	267.61
53401000	AWWSC Labor OPEX	CF	9300002688	9/30/2012	183.04
53401000	AWWSC Labor OPEX	CF	9300002689	9/30/2012	571.89
53401000	AWWSC Labor OPEX	CF	9300002689	9/30/2012	(72.38)
53401000	AWWSC Labor OPEX	CF	9300002689	9/30/2012	70.93
53401000	AWWSC Labor OPEX	CF	9300002690	9/30/2012	(5.65)
53401000	AWWSC Labor OPEX	CF	9300002690	9/30/2012	(0.40)
53401000	AWWSC Labor OPEX	CF	9300002690	9/30/2012	0.35
53401000	AWWSC Labor OPEX	CF	9300002690	9/30/2012	0.12
53401000	AWWSC Labor OPEX	CF	9300002690	9/30/2012	0.17
53401000	AWWSC Labor OPEX	CF	9300002691	9/30/2012	0.44
53401000	AWWSC Labor OPEX	CF	9300002691	9/30/2012	1,704.78
53401000	AWWSC Labor OPEX	CF	9300002691	9/30/2012	1,654.16
53401000	AWWSC Labor OPEX	CF	9300002691	9/30/2012	0.17
53401000	AWWSC Labor OPEX	CF	9300002691	9/30/2012	0.02
53401000	AWWSC Labor OPEX	CF	9300002692	9/30/2012	784.19
53401000	AWWSC Labor OPEX	CF	9300002692	9/30/2012	(202.68)
53401000	AWWSC Labor OPEX	CF	9300002692	9/30/2012	598.20
53401000	AWWSC Labor OPEX	CF	9300002692	9/30/2012	58.32
53401000	AWWSC Labor OPEX	CF	9300002692	9/30/2012	136.20
53401000	AWWSC Labor OPEX	CF	9300002693	9/30/2012	335.36
53401000	AWWSC Labor OPEX	CF	9300002693	9/30/2012	5.88
53401000	AWWSC Labor OPEX	CF	9300002693	9/30/2012	20.65
53401000	AWWSC Labor OPEX	CF	9300002693	9/30/2012	0.20
53401000	AWWSC Labor OPEX	CF	9300002694	9/30/2012	23.22
53401100	AWWSC Pension OPEX	CF	9300002673	9/30/2012	181.74
53401100	AWWSC Pension OPEX	CF	9300002673	9/30/2012	244.70
53401100	AWWSC Pension OPEX	CF	9300002673	9/30/2012	424.60
53401100	AWWSC Pension OPEX	CF	9300002674	9/30/2012	103.60
53401100	AWWSC Pension OPEX	CF	9300002674	9/30/2012	367.09
53401100	AWWSC Pension OPEX	CF	9300002674	9/30/2012	182.60
53401100	AWWSC Pension OPEX	CF	9300002674	9/30/2012	414.64
53401100	AWWSC Pension OPEX	CF	9300002675	9/30/2012	88.13
53401100	AWWSC Pension OPEX	CF	9300002675	9/30/2012	127.54
53401100	AWWSC Pension OPEX	CF	9300002675	9/30/2012	312.25
53401100	AWWSC Pension OPEX	CF	9300002675	9/30/2012	189.63
53401100	AWWSC Pension OPEX	CF	9300002676	9/30/2012	487.31
53401100	AWWSC Pension OPEX	CF	9300002676	9/30/2012	229.26
53401100	AWWSC Pension OPEX	CF	9300002676	9/30/2012	295.80
53401100	AWWSC Pension OPEX	CF	9300002676	9/30/2012	55.11
53401100	AWWSC Pension OPEX	CF	9300002677	9/30/2012	254.28

Kentucky American Water Company  
Case No. 2012-00520  
Response to PSC DR1, Item 31

Account	Description	Doc Type	Document Number	Posting Date	Amount
53401100	AWWSC Pension OPEX	CF	9300002677	9/30/2012	119.18
53401100	AWWSC Pension OPEX	CF	9300002677	9/30/2012	127.24
53401100	AWWSC Pension OPEX	CF	9300002678	9/30/2012	47.98
53401100	AWWSC Pension OPEX	CF	9300002678	9/30/2012	600.96
53401100	AWWSC Pension OPEX	CF	9300002678	9/30/2012	678.79
53401100	AWWSC Pension OPEX	CF	9300002678	9/30/2012	82.11
53401100	AWWSC Pension OPEX	CF	9300002678	9/30/2012	(272.05)
53401100	AWWSC Pension OPEX	CF	9300002679	9/30/2012	77.89
53401100	AWWSC Pension OPEX	CF	9300002680	9/30/2012	1,153.38
53401100	AWWSC Pension OPEX	CF	9300002681	9/30/2012	4,041.44
53401100	AWWSC Pension OPEX	CF	9300002682	9/30/2012	590.79
53401100	AWWSC Pension OPEX	CF	9300002682	9/30/2012	544.10
53401100	AWWSC Pension OPEX	CF	9300002682	9/30/2012	96.50
53401100	AWWSC Pension OPEX	CF	9300002682	9/30/2012	110.32
53401100	AWWSC Pension OPEX	CF	9300002683	9/30/2012	948.55
53401100	AWWSC Pension OPEX	CF	9300002683	9/30/2012	545.14
53401100	AWWSC Pension OPEX	CF	9300002683	9/30/2012	666.19
53401100	AWWSC Pension OPEX	CF	9300002683	9/30/2012	286.11
53401100	AWWSC Pension OPEX	CF	9300002683	9/30/2012	725.89
53401100	AWWSC Pension OPEX	CF	9300002684	9/30/2012	375.70
53401100	AWWSC Pension OPEX	CF	9300002684	9/30/2012	231.75
53401100	AWWSC Pension OPEX	CF	9300002684	9/30/2012	2,430.58
53401100	AWWSC Pension OPEX	CF	9300002684	9/30/2012	3,594.60
53401100	AWWSC Pension OPEX	CF	9300002684	9/30/2012	395.13
53401100	AWWSC Pension OPEX	CF	9300002684	9/30/2012	2,431.81
53401100	AWWSC Pension OPEX	CF	9300002685	9/30/2012	131.40
53401100	AWWSC Pension OPEX	CF	9300002685	9/30/2012	42.07
53401100	AWWSC Pension OPEX	CF	9300002685	9/30/2012	168.62
53401100	AWWSC Pension OPEX	CF	9300002685	9/30/2012	243.96
53401100	AWWSC Pension OPEX	CF	9300002685	9/30/2012	401.48
53401100	AWWSC Pension OPEX	CF	9300002685	9/30/2012	158.12
53401100	AWWSC Pension OPEX	CF	9300002685	9/30/2012	237.67
53401100	AWWSC Pension OPEX	CF	9300002686	9/30/2012	81.74
53401100	AWWSC Pension OPEX	CF	9300002686	9/30/2012	304.72
53401100	AWWSC Pension OPEX	CF	9300002687	9/30/2012	118.72
53401100	AWWSC Pension OPEX	CF	9300002687	9/30/2012	302.50
53401100	AWWSC Pension OPEX	CF	9300002687	9/30/2012	135.53
53401100	AWWSC Pension OPEX	CF	9300002688	9/30/2012	67.44
53401100	AWWSC Pension OPEX	CF	9300002688	9/30/2012	53.59
53401100	AWWSC Pension OPEX	CF	9300002688	9/30/2012	145.03
53401100	AWWSC Pension OPEX	CF	9300002689	9/30/2012	276.57
53401100	AWWSC Pension OPEX	CF	9300002689	9/30/2012	197.21
53401100	AWWSC Pension OPEX	CF	9300002689	9/30/2012	314.96
53401100	AWWSC Pension OPEX	CF	9300002689	9/30/2012	129.58
53401100	AWWSC Pension OPEX	CF	9300002689	9/30/2012	58.42
53401100	AWWSC Pension OPEX	CF	9300002690	9/30/2012	89.86
53401100	AWWSC Pension OPEX	CF	9300002690	9/30/2012	0.30
53401100	AWWSC Pension OPEX	CF	9300002690	9/30/2012	0.09
53401100	AWWSC Pension OPEX	CF	9300002690	9/30/2012	0.15
53401100	AWWSC Pension OPEX	CF	9300002690	9/30/2012	0.12
53401100	AWWSC Pension OPEX	CF	9300002691	9/30/2012	0.12
53401100	AWWSC Pension OPEX	CF	9300002691	9/30/2012	0.14
53401100	AWWSC Pension OPEX	CF	9300002691	9/30/2012	1,133.80

Kentucky American Water Company  
Case No. 2012-00520  
Response to PSC DR1, Item 31

Account	Description	Doc Type	Document Number	Posting Date	Amount
53401100	AWWSC Pension OPEX	CF	9300002691	9/30/2012	1,044.13
53401100	AWWSC Pension OPEX	CF	9300002691	9/30/2012	943.64
53401100	AWWSC Pension OPEX	CF	9300002692	9/30/2012	1,899.11
53401100	AWWSC Pension OPEX	CF	9300002692	9/30/2012	919.57
53401100	AWWSC Pension OPEX	CF	9300002692	9/30/2012	734.87
53401100	AWWSC Pension OPEX	CF	9300002692	9/30/2012	550.61
53401100	AWWSC Pension OPEX	CF	9300002692	9/30/2012	1,070.18
53401100	AWWSC Pension OPEX	CF	9300002693	9/30/2012	715.35
53401100	AWWSC Pension OPEX	CF	9300002693	9/30/2012	30.59
53401100	AWWSC Pension OPEX	CF	9300002693	9/30/2012	63.56
53401100	AWWSC Pension OPEX	CF	9300002693	9/30/2012	26.28
53401100	AWWSC Pension OPEX	CF	9300002693	9/30/2012	62.36
53401100	AWWSC Pension OPEX	CF	9300002693	9/30/2012	20.39
53401100	AWWSC Pension OPEX	CF	9300002694	9/30/2012	24.39
53401100	AWWSC Pension OPEX	CF	9300002694	9/30/2012	18.69
53401200	AWWSC Group Ins OPEX	CF	9300001870	9/30/2012	(0.18)
53401200	AWWSC Group Ins OPEX	CF	9300001871	9/30/2012	(0.11)
53401200	AWWSC Group Ins OPEX	CF	9300001872	9/30/2012	(1.15)
53401200	AWWSC Group Ins OPEX	CF	9300001873	9/30/2012	3.91
53401200	AWWSC Group Ins OPEX	CF	9300001874	9/30/2012	(0.11)
53401200	AWWSC Group Ins OPEX	CF	9300001877	9/30/2012	227.42
53401200	AWWSC Group Ins OPEX	CF	9300001878	9/30/2012	3.90
53401200	AWWSC Group Ins OPEX	CF	9300002261	9/30/2012	47.40
53401200	AWWSC Group Ins OPEX	CF	9300002262	9/30/2012	6.76
53401200	AWWSC Group Ins OPEX	CF	9300002263	9/30/2012	95.51
53401200	AWWSC Group Ins OPEX	CF	9300002264	9/30/2012	(1.26)
53401200	AWWSC Group Ins OPEX	CF	9300002265	9/30/2012	38.17
53401200	AWWSC Group Ins OPEX	CF	9300002266	9/30/2012	372.36
53401200	AWWSC Group Ins OPEX	CF	9300002267	9/30/2012	213.71
53401200	AWWSC Group Ins OPEX	CF	9300002268	9/30/2012	235.76
53401200	AWWSC Group Ins OPEX	CF	9300002269	9/30/2012	349.89
53401200	AWWSC Group Ins OPEX	CF	9300002270	9/30/2012	942.56
53401200	AWWSC Group Ins OPEX	CF	9300002271	9/30/2012	2,520.80
53401200	AWWSC Group Ins OPEX	CF	9300002272	9/30/2012	56.98
53401200	AWWSC Group Ins OPEX	CF	9300002273	9/30/2012	208.47
53401200	AWWSC Group Ins OPEX	CF	9300002274	9/30/2012	32.54
53401200	AWWSC Group Ins OPEX	CF	9300002275	9/30/2012	4.03
53401200	AWWSC Group Ins OPEX	CF	9300002276	9/30/2012	0.42
53401200	AWWSC Group Ins OPEX	CF	9300002277	9/30/2012	148.57
53401200	AWWSC Group Ins OPEX	CF	9300002278	9/30/2012	1.48
53401200	AWWSC Group Ins OPEX	CF	9300002279	9/30/2012	0.73
53401200	AWWSC Group Ins OPEX	CF	9300002280	9/30/2012	10.91
53401200	AWWSC Group Ins OPEX	CF	9300002281	9/30/2012	2.54
53401200	AWWSC Group Ins OPEX	CF	9300002282	9/30/2012	13.77
53401200	AWWSC Group Ins OPEX	CF	9300002284	9/30/2012	0.13
53401200	AWWSC Group Ins OPEX	CF	9300002285	9/30/2012	5,841.45
53401200	AWWSC Group Ins OPEX	CF	9300002286	9/30/2012	(1.23)
53401200	AWWSC Group Ins OPEX	CF	9300002287	9/30/2012	105.79
53401200	AWWSC Group Ins OPEX	CF	9300002288	9/30/2012	4,089.42
53401200	AWWSC Group Ins OPEX	CF	9300002291	9/30/2012	97.72
53401200	AWWSC Group Ins OPEX	CF	9300002292	9/30/2012	98.32
53401200	AWWSC Group Ins OPEX	CF	9300002293	9/30/2012	34.81
53401200	AWWSC Group Ins OPEX	CF	9300002298	9/30/2012	2.76



## Kentucky American Water Company

Case No. 2012-00520

Response to PSC DR1, Item 31

Account	Description	Doc Type	Document Number	Posting Date	Amount
53401200	AWWSC Group Ins OPEX	CF	9300002299	9/30/2012	352.85
53401200	AWWSC Group Ins OPEX	CF	9300002300	9/30/2012	146.63
53401200	AWWSC Group Ins OPEX	CF	9300002301	9/30/2012	39.92
53401200	AWWSC Group Ins OPEX	CF	9300002302	9/30/2012	72.60
53401200	AWWSC Group Ins OPEX	CF	9300002303	9/30/2012	12.00
53401200	AWWSC Group Ins OPEX	CF	9300002305	9/30/2012	182.65
53401200	AWWSC Group Ins OPEX	CF	9300002307	9/30/2012	40.42
53401200	AWWSC Group Ins OPEX	CF	9300002308	9/30/2012	60.89
53401200	AWWSC Group Ins OPEX	CF	9300002309	9/30/2012	82.76
53401200	AWWSC Group Ins OPEX	CF	9300002310	9/30/2012	40.30
53401200	AWWSC Group Ins OPEX	CF	9300002313	9/30/2012	(1.17)
53401200	AWWSC Group Ins OPEX	CF	9300002314	9/30/2012	0.53
53401200	AWWSC Group Ins OPEX	CF	9300002315	9/30/2012	66.78
53401200	AWWSC Group Ins OPEX	CF	9300002317	9/30/2012	15.89
53401200	AWWSC Group Ins OPEX	CF	9300002318	9/30/2012	5.32
53401200	AWWSC Group Ins OPEX	CF	9300002319	9/30/2012	41.78
53401200	AWWSC Group Ins OPEX	CF	9300002321	9/30/2012	(8.03)
53401200	AWWSC Group Ins OPEX	CF	9300002322	9/30/2012	33.92
53401200	AWWSC Group Ins OPEX	CF	9300002323	9/30/2012	(0.62)
53401200	AWWSC Group Ins OPEX	CF	9300002324	9/30/2012	55.86
53401200	AWWSC Group Ins OPEX	CF	9300002325	9/30/2012	11.28
53401200	AWWSC Group Ins OPEX	CF	9300002326	9/30/2012	(0.96)
53401200	AWWSC Group Ins OPEX	CF	9300002327	9/30/2012	40.39
53401200	AWWSC Group Ins OPEX	CF	9300002328	9/30/2012	25.75
53401200	AWWSC Group Ins OPEX	CF	9300002332	9/30/2012	7.54
53401200	AWWSC Group Ins OPEX	CF	9300002334	9/30/2012	47.10
53401200	AWWSC Group Ins OPEX	CF	9300002335	9/30/2012	29.32
53401200	AWWSC Group Ins OPEX	CF	9300002336	9/30/2012	305.02
53401200	AWWSC Group Ins OPEX	CF	9300002337	9/30/2012	26.36
53401200	AWWSC Group Ins OPEX	CF	9300002344	9/30/2012	10.58
53401200	AWWSC Group Ins OPEX	CF	9300002349	9/30/2012	5.72
53401200	AWWSC Group Ins OPEX	CF	9300002361	9/30/2012	98.26
53401200	AWWSC Group Ins OPEX	CF	9300002362	9/30/2012	86.37
53401200	AWWSC Group Ins OPEX	CF	9300002363	9/30/2012	413.65
53401200	AWWSC Group Ins OPEX	CF	9300002364	9/30/2012	107.33
53401200	AWWSC Group Ins OPEX	CF	9300002365	9/30/2012	109.77
53401200	AWWSC Group Ins OPEX	CF	9300002366	9/30/2012	169.72
53401200	AWWSC Group Ins OPEX	CF	9300002367	9/30/2012	198.96
53401200	AWWSC Group Ins OPEX	CF	9300002368	9/30/2012	222.39
53401200	AWWSC Group Ins OPEX	CF	9300002369	9/30/2012	54.65
53401200	AWWSC Group Ins OPEX	CF	9300002370	9/30/2012	7.92
53401200	AWWSC Group Ins OPEX	CF	9300002371	9/30/2012	211.40
53401200	AWWSC Group Ins OPEX	CF	9300002373	9/30/2012	23.73
53401200	AWWSC Group Ins OPEX	CF	9300002374	9/30/2012	151.60
53401200	AWWSC Group Ins OPEX	CF	9300002376	9/30/2012	102.20
53401200	AWWSC Group Ins OPEX	CF	9300002380	9/30/2012	342.38
53401200	AWWSC Group Ins OPEX	CF	9300002381	9/30/2012	112.27
53401200	AWWSC Group Ins OPEX	CF	9300002382	9/30/2012	138.01
53401200	AWWSC Group Ins OPEX	CF	9300002383	9/30/2012	255.88
53401200	AWWSC Group Ins OPEX	CF	9300002384	9/30/2012	64.30
53401200	AWWSC Group Ins OPEX	CF	9300002385	9/30/2012	134.75
53401200	AWWSC Group Ins OPEX	CF	9300002386	9/30/2012	189.61
53401200	AWWSC Group Ins OPEX	CF	9300002387	9/30/2012	114.29

Kentucky American Water Company  
Case No. 2012-00520  
Response to PSC DR1, Item 31

Account	Description	Doc Type	Document Number	Posting Date	Amount
53401200	AWWSC Group Ins OPEX	CF	9300002388	9/30/2012	686.96
53401200	AWWSC Group Ins OPEX	CF	9300002390	9/30/2012	64.35
53401200	AWWSC Group Ins OPEX	CF	9300002391	9/30/2012	132.60
53401200	AWWSC Group Ins OPEX	CF	9300002392	9/30/2012	20.27
53401200	AWWSC Group Ins OPEX	CF	9300002394	9/30/2012	60.15
53401200	AWWSC Group Ins OPEX	CF	9300002396	9/30/2012	64.18
53401200	AWWSC Group Ins OPEX	CF	9300002397	9/30/2012	3.87
53401200	AWWSC Group Ins OPEX	CF	9300002400	9/30/2012	57.69
53401200	AWWSC Group Ins OPEX	CF	9300002401	9/30/2012	60.77
53401200	AWWSC Group Ins OPEX	CF	9300002405	9/30/2012	(6.59)
53401200	AWWSC Group Ins OPEX	CF	9300002406	9/30/2012	1.11
53401200	AWWSC Group Ins OPEX	CF	9300002407	9/30/2012	(1.27)
53401200	AWWSC Group Ins OPEX	CF	9300002410	9/30/2012	(2.33)
53401200	AWWSC Group Ins OPEX	CF	9300002413	9/30/2012	201.00
53401200	AWWSC Group Ins OPEX	CF	9300002414	9/30/2012	324.13
53401200	AWWSC Group Ins OPEX	CF	9300002415	9/30/2012	138.84
53401200	AWWSC Group Ins OPEX	CF	9300002416	9/30/2012	35.04
53401200	AWWSC Group Ins OPEX	CF	9300002417	9/30/2012	110.65
53401200	AWWSC Group Ins OPEX	CF	9300002419	9/30/2012	47.98
53401200	AWWSC Group Ins OPEX	CF	9300002421	9/30/2012	1.91
53401200	AWWSC Group Ins OPEX	CF	9300002422	9/30/2012	59.73
53401200	AWWSC Group Ins OPEX	CF	9300002424	9/30/2012	162.15
53401200	AWWSC Group Ins OPEX	CF	9300002425	9/30/2012	18.87
53401200	AWWSC Group Ins OPEX	CF	9300002428	9/30/2012	435.50
53401200	AWWSC Group Ins OPEX	CF	9300002430	9/30/2012	(1.32)
53401200	AWWSC Group Ins OPEX	CF	9300002434	9/30/2012	6.13
53401200	AWWSC Group Ins OPEX	CF	9300002435	9/30/2012	0.01
53401200	AWWSC Group Ins OPEX	CF	9300002436	9/30/2012	(0.05)
53401200	AWWSC Group Ins OPEX	CF	9300002437	9/30/2012	(0.05)
53401200	AWWSC Group Ins OPEX	CF	9300002438	9/30/2012	(1.57)
53401200	AWWSC Group Ins OPEX	CF	9300002439	9/30/2012	(0.11)
53401200	AWWSC Group Ins OPEX	CF	9300002441	9/30/2012	236.44
53401200	AWWSC Group Ins OPEX	CF	9300002442	9/30/2012	104.04
53401200	AWWSC Group Ins OPEX	CF	9300002443	9/30/2012	110.55
53401200	AWWSC Group Ins OPEX	CF	9300002444	9/30/2012	184.04
53401200	AWWSC Group Ins OPEX	CF	9300002445	9/30/2012	1.32
53401200	AWWSC Group Ins OPEX	CF	9300002446	9/30/2012	(97.38)
53401200	AWWSC Group Ins OPEX	CF	9300002447	9/30/2012	101.81
53401200	AWWSC Group Ins OPEX	CF	9300002448	9/30/2012	8,301.23
53401200	AWWSC Group Ins OPEX	CF	9300002450	9/30/2012	44.51
53401200	AWWSC Group Ins OPEX	CF	9300002452	9/30/2012	68.09
53401200	AWWSC Group Ins OPEX	CF	9300002453	9/30/2012	144.83
53401200	AWWSC Group Ins OPEX	CF	9300002454	9/30/2012	181.74
53401200	AWWSC Group Ins OPEX	CF	9300002456	9/30/2012	4.73
53401200	AWWSC Group Ins OPEX	CF	9300002457	9/30/2012	(0.54)
53401200	AWWSC Group Ins OPEX	CF	9300002458	9/30/2012	60.24
53401200	AWWSC Group Ins OPEX	CF	9300002459	9/30/2012	0.23
53401200	AWWSC Group Ins OPEX	CF	9300002460	9/30/2012	214.61
53401200	AWWSC Group Ins OPEX	CF	9300002461	9/30/2012	393.54
53401200	AWWSC Group Ins OPEX	CF	9300002466	9/30/2012	2,322.96
53401200	AWWSC Group Ins OPEX	CF	9300002467	9/30/2012	(1.85)
53401200	AWWSC Group Ins OPEX	CF	9300002469	9/30/2012	3.31
53401200	AWWSC Group Ins OPEX	CF	9300002470	9/30/2012	379.00

## Kentucky American Water Company

Case No. 2012-00520

Response to PSC DR1, Item 31

Account	Description	Doc Type	Document Number	Posting Date	Amount
53401200	AWWSC Group Ins OPEX	CF	9300002471	9/30/2012	(1.25)
53401200	AWWSC Group Ins OPEX	CF	9300002472	9/30/2012	(1.08)
53401200	AWWSC Group Ins OPEX	CF	9300002476	9/30/2012	3.74
53401200	AWWSC Group Ins OPEX	CF	9300002477	9/30/2012	26.92
53401200	AWWSC Group Ins OPEX	CF	9300002478	9/30/2012	0.43
53401200	AWWSC Group Ins OPEX	CF	9300002479	9/30/2012	0.26
53401200	AWWSC Group Ins OPEX	CF	9300002480	9/30/2012	(2.26)
53401200	AWWSC Group Ins OPEX	CF	9300002481	9/30/2012	6.82
53401200	AWWSC Group Ins OPEX	CF	9300002482	9/30/2012	0.70
53401200	AWWSC Group Ins OPEX	CF	9300002483	9/30/2012	(0.06)
53401200	AWWSC Group Ins OPEX	CF	9300002484	9/30/2012	44.75
53401200	AWWSC Group Ins OPEX	CF	9300002485	9/30/2012	18.68
53401200	AWWSC Group Ins OPEX	CF	9300002486	9/30/2012	7.96
53401200	AWWSC Group Ins OPEX	CF	9300002487	9/30/2012	(86.71)
53401200	AWWSC Group Ins OPEX	CF	9300002492	9/30/2012	385.01
53401200	AWWSC Group Ins OPEX	CF	9300002496	9/30/2012	(0.34)
53401200	AWWSC Group Ins OPEX	CF	9300002498	9/30/2012	548.08
53401200	AWWSC Group Ins OPEX	CF	9300002499	9/30/2012	200.24
53401200	AWWSC Group Ins OPEX	CF	9300002501	9/30/2012	233.88
53401200	AWWSC Group Ins OPEX	CF	9300002503	9/30/2012	513.40
53401200	AWWSC Group Ins OPEX	CF	9300002504	9/30/2012	276.50
53401200	AWWSC Group Ins OPEX	CF	9300002505	9/30/2012	114.62
53401200	AWWSC Group Ins OPEX	CF	9300002507	9/30/2012	120.68
53401200	AWWSC Group Ins OPEX	CF	9300002510	9/30/2012	6.25
53401200	AWWSC Group Ins OPEX	CF	9300002511	9/30/2012	226.56
53401200	AWWSC Group Ins OPEX	CF	9300002512	9/30/2012	205.03
53401200	AWWSC Group Ins OPEX	CF	9300002514	9/30/2012	209.10
53401200	AWWSC Group Ins OPEX	CF	9300002515	9/30/2012	20.51
53401200	AWWSC Group Ins OPEX	CF	9300002516	9/30/2012	68.79
53401200	AWWSC Group Ins OPEX	CF	9300002517	9/30/2012	88.70
53401200	AWWSC Group Ins OPEX	CF	9300002518	9/30/2012	(66.27)
53401200	AWWSC Group Ins OPEX	CF	9300002519	9/30/2012	(156.93)
53401200	AWWSC Group Ins OPEX	CF	9300002520	9/30/2012	133.04
53401200	AWWSC Group Ins OPEX	CF	9300002521	9/30/2012	19.00
53401200	AWWSC Group Ins OPEX	CF	9300002522	9/30/2012	843.99
53401200	AWWSC Group Ins OPEX	CF	9300002523	9/30/2012	(84.28)
53401200	AWWSC Group Ins OPEX	CF	9300002524	9/30/2012	600.17
53401200	AWWSC Group Ins OPEX	CF	9300002525	9/30/2012	602.15
53401200	AWWSC Group Ins OPEX	CF	9300002526	9/30/2012	1,121.20
53401200	AWWSC Group Ins OPEX	CF	9300002528	9/30/2012	(0.65)
53401200	AWWSC Group Ins OPEX	CF	9300002529	9/30/2012	243.39
53401200	AWWSC Group Ins OPEX	CF	9300002530	9/30/2012	339.44
53401200	AWWSC Group Ins OPEX	CF	9300002531	9/30/2012	1,709.13
53401200	AWWSC Group Ins OPEX	CF	9300002532	9/30/2012	25.78
53401200	AWWSC Group Ins OPEX	CF	9300002533	9/30/2012	(17.74)
53401200	AWWSC Group Ins OPEX	CF	9300002534	9/30/2012	746.70
53401200	AWWSC Group Ins OPEX	CF	9300002535	9/30/2012	(60.94)
53401200	AWWSC Group Ins OPEX	CF	9300002536	9/30/2012	(299.42)
53401200	AWWSC Group Ins OPEX	CF	9300002537	9/30/2012	0.22
53401200	AWWSC Group Ins OPEX	CF	9300002538	9/30/2012	254.52
53401200	AWWSC Group Ins OPEX	CF	9300002539	9/30/2012	(41.81)
53401200	AWWSC Group Ins OPEX	CF	9300002540	9/30/2012	116.60
53401200	AWWSC Group Ins OPEX	CF	9300002541	9/30/2012	(211.49)

## Kentucky American Water Company

Case No. 2012-00520

Response to PSC DR1, Item 31

Account	Description	Doc Type	Document Number	Posting Date	Amount
53401200	AWWSC Group Ins OPEX	CF	9300002542	9/30/2012	(12.74)
53401200	AWWSC Group Ins OPEX	CF	9300002673	9/30/2012	97.73
53401200	AWWSC Group Ins OPEX	CF	9300002673	9/30/2012	62.75
53401200	AWWSC Group Ins OPEX	CF	9300002673	9/30/2012	45.82
53401200	AWWSC Group Ins OPEX	CF	9300002673	9/30/2012	65.03
53401200	AWWSC Group Ins OPEX	CF	9300002673	9/30/2012	14.03
53401200	AWWSC Group Ins OPEX	CF	9300002674	9/30/2012	19.40
53401200	AWWSC Group Ins OPEX	CF	9300002674	9/30/2012	34.19
53401200	AWWSC Group Ins OPEX	CF	9300002674	9/30/2012	78.11
53401200	AWWSC Group Ins OPEX	CF	9300002675	9/30/2012	64.01
53401200	AWWSC Group Ins OPEX	CF	9300002675	9/30/2012	53.22
53401200	AWWSC Group Ins OPEX	CF	9300002675	9/30/2012	23.88
53401200	AWWSC Group Ins OPEX	CF	9300002675	9/30/2012	70.16
53401200	AWWSC Group Ins OPEX	CF	9300002676	9/30/2012	119.89
53401200	AWWSC Group Ins OPEX	CF	9300002676	9/30/2012	42.93
53401200	AWWSC Group Ins OPEX	CF	9300002676	9/30/2012	161.22
53401200	AWWSC Group Ins OPEX	CF	9300002676	9/30/2012	8.99
53401200	AWWSC Group Ins OPEX	CF	9300002677	9/30/2012	48.50
53401200	AWWSC Group Ins OPEX	CF	9300002677	9/30/2012	22.32
53401200	AWWSC Group Ins OPEX	CF	9300002677	9/30/2012	37.57
53401200	AWWSC Group Ins OPEX	CF	9300002677	9/30/2012	103.11
53401200	AWWSC Group Ins OPEX	CF	9300002678	9/30/2012	(17.21)
53401200	AWWSC Group Ins OPEX	CF	9300002678	9/30/2012	252.04
53401200	AWWSC Group Ins OPEX	CF	9300002678	9/30/2012	128.74
53401200	AWWSC Group Ins OPEX	CF	9300002678	9/30/2012	15.37
53401200	AWWSC Group Ins OPEX	CF	9300002678	9/30/2012	(496.91)
53401200	AWWSC Group Ins OPEX	CF	9300002679	9/30/2012	279.62
53401200	AWWSC Group Ins OPEX	CF	9300002679	9/30/2012	846.09
53401200	AWWSC Group Ins OPEX	CF	9300002679	9/30/2012	(165.96)
53401200	AWWSC Group Ins OPEX	CF	9300002679	9/30/2012	5.78
53401200	AWWSC Group Ins OPEX	CF	9300002679	9/30/2012	1.06
53401200	AWWSC Group Ins OPEX	CF	9300002680	9/30/2012	31.03
53401200	AWWSC Group Ins OPEX	CF	9300002680	9/30/2012	215.98
53401200	AWWSC Group Ins OPEX	CF	9300002680	9/30/2012	(1.10)
53401200	AWWSC Group Ins OPEX	CF	9300002680	9/30/2012	5.09
53401200	AWWSC Group Ins OPEX	CF	9300002680	9/30/2012	7.03
53401200	AWWSC Group Ins OPEX	CF	9300002681	9/30/2012	203.13
53401200	AWWSC Group Ins OPEX	CF	9300002681	9/30/2012	69.59
53401200	AWWSC Group Ins OPEX	CF	9300002681	9/30/2012	17.87
53401200	AWWSC Group Ins OPEX	CF	9300002681	9/30/2012	(8.18)
53401200	AWWSC Group Ins OPEX	CF	9300002682	9/30/2012	103.23
53401200	AWWSC Group Ins OPEX	CF	9300002682	9/30/2012	17.94
53401200	AWWSC Group Ins OPEX	CF	9300002682	9/30/2012	71.55
53401200	AWWSC Group Ins OPEX	CF	9300002683	9/30/2012	696.45
53401200	AWWSC Group Ins OPEX	CF	9300002683	9/30/2012	247.28
53401200	AWWSC Group Ins OPEX	CF	9300002683	9/30/2012	143.75
53401200	AWWSC Group Ins OPEX	CF	9300002683	9/30/2012	124.74
53401200	AWWSC Group Ins OPEX	CF	9300002683	9/30/2012	53.57
53401200	AWWSC Group Ins OPEX	CF	9300002683	9/30/2012	136.04
53401200	AWWSC Group Ins OPEX	CF	9300002684	9/30/2012	220.97
53401200	AWWSC Group Ins OPEX	CF	9300002684	9/30/2012	43.39
53401200	AWWSC Group Ins OPEX	CF	9300002684	9/30/2012	1,078.42
53401200	AWWSC Group Ins OPEX	CF	9300002684	9/30/2012	73.99

## Kentucky American Water Company

Case No. 2012-00520

Response to PSC DR1, Item 31

Account	Description	Doc Type	Document Number	Posting Date	Amount
53401200	AWWSC Group Ins OPEX	CF	9300002684	9/30/2012	144.47
53401200	AWWSC Group Ins OPEX	CF	9300002684	9/30/2012	104.06
53401200	AWWSC Group Ins OPEX	CF	9300002685	9/30/2012	45.68
53401200	AWWSC Group Ins OPEX	CF	9300002685	9/30/2012	150.93
53401200	AWWSC Group Ins OPEX	CF	9300002685	9/30/2012	35.93
53401200	AWWSC Group Ins OPEX	CF	9300002685	9/30/2012	42.06
53401200	AWWSC Group Ins OPEX	CF	9300002685	9/30/2012	24.60
53401200	AWWSC Group Ins OPEX	CF	9300002685	9/30/2012	7.88
53401200	AWWSC Group Ins OPEX	CF	9300002686	9/30/2012	(7.98)
53401200	AWWSC Group Ins OPEX	CF	9300002686	9/30/2012	51.66
53401200	AWWSC Group Ins OPEX	CF	9300002687	9/30/2012	(19.98)
53401200	AWWSC Group Ins OPEX	CF	9300002687	9/30/2012	22.23
53401200	AWWSC Group Ins OPEX	CF	9300002687	9/30/2012	57.72
53401200	AWWSC Group Ins OPEX	CF	9300002687	9/30/2012	25.38
53401200	AWWSC Group Ins OPEX	CF	9300002687	9/30/2012	31.06
53401200	AWWSC Group Ins OPEX	CF	9300002688	9/30/2012	47.85
53401200	AWWSC Group Ins OPEX	CF	9300002688	9/30/2012	21.03
53401200	AWWSC Group Ins OPEX	CF	9300002688	9/30/2012	29.76
53401200	AWWSC Group Ins OPEX	CF	9300002688	9/30/2012	27.41
53401200	AWWSC Group Ins OPEX	CF	9300002688	9/30/2012	27.16
53401200	AWWSC Group Ins OPEX	CF	9300002689	9/30/2012	115.61
53401200	AWWSC Group Ins OPEX	CF	9300002689	9/30/2012	38.70
53401200	AWWSC Group Ins OPEX	CF	9300002689	9/30/2012	112.10
53401200	AWWSC Group Ins OPEX	CF	9300002689	9/30/2012	11.01
53401200	AWWSC Group Ins OPEX	CF	9300002689	9/30/2012	24.05
53401200	AWWSC Group Ins OPEX	CF	9300002690	9/30/2012	15.14
53401200	AWWSC Group Ins OPEX	CF	9300002690	9/30/2012	0.20
53401200	AWWSC Group Ins OPEX	CF	9300002690	9/30/2012	0.04
53401200	AWWSC Group Ins OPEX	CF	9300002690	9/30/2012	0.05
53401200	AWWSC Group Ins OPEX	CF	9300002690	9/30/2012	0.04
53401200	AWWSC Group Ins OPEX	CF	9300002690	9/30/2012	0.03
53401200	AWWSC Group Ins OPEX	CF	9300002691	9/30/2012	0.03
53401200	AWWSC Group Ins OPEX	CF	9300002691	9/30/2012	0.05
53401200	AWWSC Group Ins OPEX	CF	9300002691	9/30/2012	384.06
53401200	AWWSC Group Ins OPEX	CF	9300002691	9/30/2012	377.48
53401200	AWWSC Group Ins OPEX	CF	9300002691	9/30/2012	210.27
53401200	AWWSC Group Ins OPEX	CF	9300002691	9/30/2012	176.69
53401200	AWWSC Group Ins OPEX	CF	9300002692	9/30/2012	474.06
53401200	AWWSC Group Ins OPEX	CF	9300002692	9/30/2012	(67.30)
53401200	AWWSC Group Ins OPEX	CF	9300002692	9/30/2012	195.52
53401200	AWWSC Group Ins OPEX	CF	9300002692	9/30/2012	137.60
53401200	AWWSC Group Ins OPEX	CF	9300002692	9/30/2012	211.14
53401200	AWWSC Group Ins OPEX	CF	9300002693	9/30/2012	133.95
53401200	AWWSC Group Ins OPEX	CF	9300002693	9/30/2012	5.73
53401200	AWWSC Group Ins OPEX	CF	9300002693	9/30/2012	12.08
53401200	AWWSC Group Ins OPEX	CF	9300002693	9/30/2012	4.92
53401200	AWWSC Group Ins OPEX	CF	9300002693	9/30/2012	16.90
53401200	AWWSC Group Ins OPEX	CF	9300002693	9/30/2012	3.90
53401200	AWWSC Group Ins OPEX	CF	9300002694	9/30/2012	4.57
53401200	AWWSC Group Ins OPEX	CF	9300002694	9/30/2012	3.50
53401200	AWWSC Group Ins OPEX	CF	9300002694	9/30/2012	0.05
53401300	AWWSC Other Ben OPEX	CF	9300001871	9/30/2012	(0.14)
53401300	AWWSC Other Ben OPEX	CF	9300001872	9/30/2012	(0.63)

## Kentucky American Water Company

Case No. 2012-00520

Response to PSC DR1, Item 31

Account	Description	Doc Type	Document Number	Posting Date	Amount
53401300	AWWSC Other Ben OPEX	CF	9300001873	9/30/2012	2.36
53401300	AWWSC Other Ben OPEX	CF	9300001874	9/30/2012	(0.11)
53401300	AWWSC Other Ben OPEX	CF	9300001875	9/30/2012	3.02
53401300	AWWSC Other Ben OPEX	CF	9300001877	9/30/2012	153.33
53401300	AWWSC Other Ben OPEX	CF	9300001878	9/30/2012	7.73
53401300	AWWSC Other Ben OPEX	CF	9300002261	9/30/2012	0.43
53401300	AWWSC Other Ben OPEX	CF	9300002262	9/30/2012	10.59
53401300	AWWSC Other Ben OPEX	CF	9300002263	9/30/2012	8.44
53401300	AWWSC Other Ben OPEX	CF	9300002264	9/30/2012	(0.12)
53401300	AWWSC Other Ben OPEX	CF	9300002265	9/30/2012	4.75
53401300	AWWSC Other Ben OPEX	CF	9300002266	9/30/2012	27.60
53401300	AWWSC Other Ben OPEX	CF	9300002267	9/30/2012	23.12
53401300	AWWSC Other Ben OPEX	CF	9300002268	9/30/2012	31.63
53401300	AWWSC Other Ben OPEX	CF	9300002269	9/30/2012	66.43
53401300	AWWSC Other Ben OPEX	CF	9300002270	9/30/2012	54.33
53401300	AWWSC Other Ben OPEX	CF	9300002271	9/30/2012	101.47
53401300	AWWSC Other Ben OPEX	CF	9300002272	9/30/2012	3.84
53401300	AWWSC Other Ben OPEX	CF	9300002273	9/30/2012	54.20
53401300	AWWSC Other Ben OPEX	CF	9300002274	9/30/2012	311.92
53401300	AWWSC Other Ben OPEX	CF	9300002275	9/30/2012	0.28
53401300	AWWSC Other Ben OPEX	CF	9300002276	9/30/2012	6.35
53401300	AWWSC Other Ben OPEX	CF	9300002277	9/30/2012	87.71
53401300	AWWSC Other Ben OPEX	CF	9300002278	9/30/2012	0.47
53401300	AWWSC Other Ben OPEX	CF	9300002279	9/30/2012	0.23
53401300	AWWSC Other Ben OPEX	CF	9300002281	9/30/2012	0.51
53401300	AWWSC Other Ben OPEX	CF	9300002284	9/30/2012	1.55
53401300	AWWSC Other Ben OPEX	CF	9300002285	9/30/2012	281.88
53401300	AWWSC Other Ben OPEX	CF	9300002286	9/30/2012	(0.06)
53401300	AWWSC Other Ben OPEX	CF	9300002287	9/30/2012	6.27
53401300	AWWSC Other Ben OPEX	CF	9300002288	9/30/2012	187.91
53401300	AWWSC Other Ben OPEX	CF	9300002291	9/30/2012	51.56
53401300	AWWSC Other Ben OPEX	CF	9300002292	9/30/2012	18.70
53401300	AWWSC Other Ben OPEX	CF	9300002293	9/30/2012	23.35
53401300	AWWSC Other Ben OPEX	CF	9300002297	9/30/2012	(975.12)
53401300	AWWSC Other Ben OPEX	CF	9300002298	9/30/2012	59.59
53401300	AWWSC Other Ben OPEX	CF	9300002299	9/30/2012	105.22
53401300	AWWSC Other Ben OPEX	CF	9300002300	9/30/2012	122.56
53401300	AWWSC Other Ben OPEX	CF	9300002301	9/30/2012	44.21
53401300	AWWSC Other Ben OPEX	CF	9300002302	9/30/2012	39.74
53401300	AWWSC Other Ben OPEX	CF	9300002303	9/30/2012	4.65
53401300	AWWSC Other Ben OPEX	CF	9300002305	9/30/2012	20.32
53401300	AWWSC Other Ben OPEX	CF	9300002308	9/30/2012	403.95
53401300	AWWSC Other Ben OPEX	CF	9300002309	9/30/2012	50.43
53401300	AWWSC Other Ben OPEX	CF	9300002310	9/30/2012	19.52
53401300	AWWSC Other Ben OPEX	CF	9300002313	9/30/2012	0.27
53401300	AWWSC Other Ben OPEX	CF	9300002314	9/30/2012	1.20
53401300	AWWSC Other Ben OPEX	CF	9300002315	9/30/2012	10.83
53401300	AWWSC Other Ben OPEX	CF	9300002317	9/30/2012	10.54
53401300	AWWSC Other Ben OPEX	CF	9300002318	9/30/2012	2.29
53401300	AWWSC Other Ben OPEX	CF	9300002319	9/30/2012	29.62
53401300	AWWSC Other Ben OPEX	CF	9300002321	9/30/2012	(1.54)
53401300	AWWSC Other Ben OPEX	CF	9300002322	9/30/2012	7.61
53401300	AWWSC Other Ben OPEX	CF	9300002323	9/30/2012	(0.41)

## Kentucky American Water Company

Case No. 2012-00520

Response to PSC DR1, Item 31

Account	Description	Doc Type	Document Number	Posting Date	Amount
53401300	AWWSC Other Ben OPEX	CF	9300002324	9/30/2012	13.31
53401300	AWWSC Other Ben OPEX	CF	9300002325	9/30/2012	4.53
53401300	AWWSC Other Ben OPEX	CF	9300002326	9/30/2012	(0.24)
53401300	AWWSC Other Ben OPEX	CF	9300002327	9/30/2012	10.28
53401300	AWWSC Other Ben OPEX	CF	9300002328	9/30/2012	4.86
53401300	AWWSC Other Ben OPEX	CF	9300002332	9/30/2012	5.41
53401300	AWWSC Other Ben OPEX	CF	9300002334	9/30/2012	17.33
53401300	AWWSC Other Ben OPEX	CF	9300002335	9/30/2012	10.13
53401300	AWWSC Other Ben OPEX	CF	9300002336	9/30/2012	60.94
53401300	AWWSC Other Ben OPEX	CF	9300002337	9/30/2012	3.53
53401300	AWWSC Other Ben OPEX	CF	9300002340	9/30/2012	11.43
53401300	AWWSC Other Ben OPEX	CF	9300002344	9/30/2012	1.64
53401300	AWWSC Other Ben OPEX	CF	9300002352	9/30/2012	3.85
53401300	AWWSC Other Ben OPEX	CF	9300002356	9/30/2012	15.03
53401300	AWWSC Other Ben OPEX	CF	9300002357	9/30/2012	26.82
53401300	AWWSC Other Ben OPEX	CF	9300002361	9/30/2012	35.90
53401300	AWWSC Other Ben OPEX	CF	9300002362	9/30/2012	(176.74)
53401300	AWWSC Other Ben OPEX	CF	9300002363	9/30/2012	127.78
53401300	AWWSC Other Ben OPEX	CF	9300002364	9/30/2012	56.25
53401300	AWWSC Other Ben OPEX	CF	9300002365	9/30/2012	33.44
53401300	AWWSC Other Ben OPEX	CF	9300002366	9/30/2012	42.40
53401300	AWWSC Other Ben OPEX	CF	9300002367	9/30/2012	57.80
53401300	AWWSC Other Ben OPEX	CF	9300002368	9/30/2012	86.77
53401300	AWWSC Other Ben OPEX	CF	9300002369	9/30/2012	58.79
53401300	AWWSC Other Ben OPEX	CF	9300002370	9/30/2012	14.41
53401300	AWWSC Other Ben OPEX	CF	9300002371	9/30/2012	113.12
53401300	AWWSC Other Ben OPEX	CF	9300002373	9/30/2012	8.50
53401300	AWWSC Other Ben OPEX	CF	9300002374	9/30/2012	42.46
53401300	AWWSC Other Ben OPEX	CF	9300002375	9/30/2012	752.98
53401300	AWWSC Other Ben OPEX	CF	9300002376	9/30/2012	106.06
53401300	AWWSC Other Ben OPEX	CF	9300002380	9/30/2012	287.90
53401300	AWWSC Other Ben OPEX	CF	9300002381	9/30/2012	128.77
53401300	AWWSC Other Ben OPEX	CF	9300002382	9/30/2012	84.53
53401300	AWWSC Other Ben OPEX	CF	9300002383	9/30/2012	147.54
53401300	AWWSC Other Ben OPEX	CF	9300002384	9/30/2012	19.79
53401300	AWWSC Other Ben OPEX	CF	9300002385	9/30/2012	88.76
53401300	AWWSC Other Ben OPEX	CF	9300002386	9/30/2012	65.99
53401300	AWWSC Other Ben OPEX	CF	9300002387	9/30/2012	51.86
53401300	AWWSC Other Ben OPEX	CF	9300002388	9/30/2012	371.07
53401300	AWWSC Other Ben OPEX	CF	9300002390	9/30/2012	19.24
53401300	AWWSC Other Ben OPEX	CF	9300002391	9/30/2012	31.07
53401300	AWWSC Other Ben OPEX	CF	9300002392	9/30/2012	46.73
53401300	AWWSC Other Ben OPEX	CF	9300002394	9/30/2012	8.20
53401300	AWWSC Other Ben OPEX	CF	9300002396	9/30/2012	7.98
53401300	AWWSC Other Ben OPEX	CF	9300002397	9/30/2012	7.98
53401300	AWWSC Other Ben OPEX	CF	9300002400	9/30/2012	39.55
53401300	AWWSC Other Ben OPEX	CF	9300002401	9/30/2012	41.56
53401300	AWWSC Other Ben OPEX	CF	9300002405	9/30/2012	(6.64)
53401300	AWWSC Other Ben OPEX	CF	9300002406	9/30/2012	(0.30)
53401300	AWWSC Other Ben OPEX	CF	9300002407	9/30/2012	(6.02)
53401300	AWWSC Other Ben OPEX	CF	9300002409	9/30/2012	4.22
53401300	AWWSC Other Ben OPEX	CF	9300002410	9/30/2012	(0.66)
53401300	AWWSC Other Ben OPEX	CF	9300002413	9/30/2012	46.63

## Kentucky American Water Company

Case No. 2012-00520

Response to PSC DR1, Item 31

Account	Description	Doc Type	Document Number	Posting Date	Amount
53401300	AWWSC Other Ben OPEX	CF	9300002414	9/30/2012	325.24
53401300	AWWSC Other Ben OPEX	CF	9300002415	9/30/2012	43.65
53401300	AWWSC Other Ben OPEX	CF	9300002416	9/30/2012	10.72
53401300	AWWSC Other Ben OPEX	CF	9300002417	9/30/2012	91.98
53401300	AWWSC Other Ben OPEX	CF	9300002421	9/30/2012	0.71
53401300	AWWSC Other Ben OPEX	CF	9300002422	9/30/2012	11.51
53401300	AWWSC Other Ben OPEX	CF	9300002424	9/30/2012	40.97
53401300	AWWSC Other Ben OPEX	CF	9300002425	9/30/2012	21.16
53401300	AWWSC Other Ben OPEX	CF	9300002428	9/30/2012	143.20
53401300	AWWSC Other Ben OPEX	CF	9300002430	9/30/2012	4.86
53401300	AWWSC Other Ben OPEX	CF	9300002434	9/30/2012	0.82
53401300	AWWSC Other Ben OPEX	CF	9300002436	9/30/2012	(0.02)
53401300	AWWSC Other Ben OPEX	CF	9300002437	9/30/2012	(0.76)
53401300	AWWSC Other Ben OPEX	CF	9300002438	9/30/2012	(0.93)
53401300	AWWSC Other Ben OPEX	CF	9300002439	9/30/2012	(1.51)
53401300	AWWSC Other Ben OPEX	CF	9300002441	9/30/2012	156.18
53401300	AWWSC Other Ben OPEX	CF	9300002442	9/30/2012	271.41
53401300	AWWSC Other Ben OPEX	CF	9300002443	9/30/2012	19.02
53401300	AWWSC Other Ben OPEX	CF	9300002444	9/30/2012	97.76
53401300	AWWSC Other Ben OPEX	CF	9300002445	9/30/2012	9.51
53401300	AWWSC Other Ben OPEX	CF	9300002446	9/30/2012	(57.93)
53401300	AWWSC Other Ben OPEX	CF	9300002447	9/30/2012	112.89
53401300	AWWSC Other Ben OPEX	CF	9300002448	9/30/2012	966.00
53401300	AWWSC Other Ben OPEX	CF	9300002450	9/30/2012	3.15
53401300	AWWSC Other Ben OPEX	CF	9300002452	9/30/2012	84.27
53401300	AWWSC Other Ben OPEX	CF	9300002453	9/30/2012	67.38
53401300	AWWSC Other Ben OPEX	CF	9300002454	9/30/2012	132.59
53401300	AWWSC Other Ben OPEX	CF	9300002456	9/30/2012	81.91
53401300	AWWSC Other Ben OPEX	CF	9300002457	9/30/2012	(7.28)
53401300	AWWSC Other Ben OPEX	CF	9300002458	9/30/2012	39.70
53401300	AWWSC Other Ben OPEX	CF	9300002459	9/30/2012	1.06
53401300	AWWSC Other Ben OPEX	CF	9300002460	9/30/2012	281.98
53401300	AWWSC Other Ben OPEX	CF	9300002461	9/30/2012	227.03
53401300	AWWSC Other Ben OPEX	CF	9300002466	9/30/2012	652.34
53401300	AWWSC Other Ben OPEX	CF	9300002467	9/30/2012	(0.45)
53401300	AWWSC Other Ben OPEX	CF	9300002469	9/30/2012	0.43
53401300	AWWSC Other Ben OPEX	CF	9300002470	9/30/2012	87.44
53401300	AWWSC Other Ben OPEX	CF	9300002471	9/30/2012	(0.34)
53401300	AWWSC Other Ben OPEX	CF	9300002472	9/30/2012	(0.15)
53401300	AWWSC Other Ben OPEX	CF	9300002474	9/30/2012	7.59
53401300	AWWSC Other Ben OPEX	CF	9300002476	9/30/2012	1.34
53401300	AWWSC Other Ben OPEX	CF	9300002477	9/30/2012	4.96
53401300	AWWSC Other Ben OPEX	CF	9300002478	9/30/2012	0.15
53401300	AWWSC Other Ben OPEX	CF	9300002479	9/30/2012	2.12
53401300	AWWSC Other Ben OPEX	CF	9300002480	9/30/2012	(0.67)
53401300	AWWSC Other Ben OPEX	CF	9300002481	9/30/2012	2.72
53401300	AWWSC Other Ben OPEX	CF	9300002482	9/30/2012	0.24
53401300	AWWSC Other Ben OPEX	CF	9300002483	9/30/2012	(0.89)
53401300	AWWSC Other Ben OPEX	CF	9300002484	9/30/2012	27.90
53401300	AWWSC Other Ben OPEX	CF	9300002485	9/30/2012	3.44
53401300	AWWSC Other Ben OPEX	CF	9300002486	9/30/2012	3.39
53401300	AWWSC Other Ben OPEX	CF	9300002487	9/30/2012	(29.90)
53401300	AWWSC Other Ben OPEX	CF	9300002492	9/30/2012	109.52



## Kentucky American Water Company

Case No. 2012-00520

Response to PSC DR1, Item 31

Account	Description	Doc Type	Document Number	Posting Date	Amount
53401300	AWWSC Other Ben OPEX	CF	9300002496	9/30/2012	(0.06)
53401300	AWWSC Other Ben OPEX	CF	9300002498	9/30/2012	135.27
53401300	AWWSC Other Ben OPEX	CF	9300002499	9/30/2012	29.41
53401300	AWWSC Other Ben OPEX	CF	9300002501	9/30/2012	110.53
53401300	AWWSC Other Ben OPEX	CF	9300002503	9/30/2012	210.53
53401300	AWWSC Other Ben OPEX	CF	9300002504	9/30/2012	95.91
53401300	AWWSC Other Ben OPEX	CF	9300002505	9/30/2012	50.81
53401300	AWWSC Other Ben OPEX	CF	9300002507	9/30/2012	61.01
53401300	AWWSC Other Ben OPEX	CF	9300002508	9/30/2012	30.09
53401300	AWWSC Other Ben OPEX	CF	9300002509	9/30/2012	426.40
53401300	AWWSC Other Ben OPEX	CF	9300002510	9/30/2012	39.85
53401300	AWWSC Other Ben OPEX	CF	9300002511	9/30/2012	156.99
53401300	AWWSC Other Ben OPEX	CF	9300002512	9/30/2012	33.37
53401300	AWWSC Other Ben OPEX	CF	9300002514	9/30/2012	82.28
53401300	AWWSC Other Ben OPEX	CF	9300002515	9/30/2012	4.13
53401300	AWWSC Other Ben OPEX	CF	9300002517	9/30/2012	15.24
53401300	AWWSC Other Ben OPEX	CF	9300002518	9/30/2012	(31.65)
53401300	AWWSC Other Ben OPEX	CF	9300002519	9/30/2012	(99.01)
53401300	AWWSC Other Ben OPEX	CF	9300002520	9/30/2012	21.84
53401300	AWWSC Other Ben OPEX	CF	9300002521	9/30/2012	4.70
53401300	AWWSC Other Ben OPEX	CF	9300002522	9/30/2012	405.18
53401300	AWWSC Other Ben OPEX	CF	9300002523	9/30/2012	(14.47)
53401300	AWWSC Other Ben OPEX	CF	9300002524	9/30/2012	287.76
53401300	AWWSC Other Ben OPEX	CF	9300002525	9/30/2012	375.82
53401300	AWWSC Other Ben OPEX	CF	9300002526	9/30/2012	382.98
53401300	AWWSC Other Ben OPEX	CF	9300002529	9/30/2012	166.34
53401300	AWWSC Other Ben OPEX	CF	9300002530	9/30/2012	44.38
53401300	AWWSC Other Ben OPEX	CF	9300002531	9/30/2012	433.26
53401300	AWWSC Other Ben OPEX	CF	9300002532	9/30/2012	14.75
53401300	AWWSC Other Ben OPEX	CF	9300002533	9/30/2012	70.57
53401300	AWWSC Other Ben OPEX	CF	9300002534	9/30/2012	318.19
53401300	AWWSC Other Ben OPEX	CF	9300002535	9/30/2012	(21.20)
53401300	AWWSC Other Ben OPEX	CF	9300002536	9/30/2012	(169.16)
53401300	AWWSC Other Ben OPEX	CF	9300002537	9/30/2012	3.78
53401300	AWWSC Other Ben OPEX	CF	9300002538	9/30/2012	21.83
53401300	AWWSC Other Ben OPEX	CF	9300002539	9/30/2012	(8.96)
53401300	AWWSC Other Ben OPEX	CF	9300002540	9/30/2012	32.46
53401300	AWWSC Other Ben OPEX	CF	9300002541	9/30/2012	(77.00)
53401300	AWWSC Other Ben OPEX	CF	9300002673	9/30/2012	19.53
53401300	AWWSC Other Ben OPEX	CF	9300002673	9/30/2012	14.55
53401300	AWWSC Other Ben OPEX	CF	9300002673	9/30/2012	(1.73)
53401300	AWWSC Other Ben OPEX	CF	9300002673	9/30/2012	11.99
53401300	AWWSC Other Ben OPEX	CF	9300002674	9/30/2012	29.76
53401300	AWWSC Other Ben OPEX	CF	9300002674	9/30/2012	7.02
53401300	AWWSC Other Ben OPEX	CF	9300002675	9/30/2012	11.87
53401300	AWWSC Other Ben OPEX	CF	9300002675	9/30/2012	5.70
53401300	AWWSC Other Ben OPEX	CF	9300002675	9/30/2012	3.50
53401300	AWWSC Other Ben OPEX	CF	9300002676	9/30/2012	18.80
53401300	AWWSC Other Ben OPEX	CF	9300002676	9/30/2012	129.92
53401300	AWWSC Other Ben OPEX	CF	9300002676	9/30/2012	19.31
53401300	AWWSC Other Ben OPEX	CF	9300002677	9/30/2012	3.07
53401300	AWWSC Other Ben OPEX	CF	9300002677	9/30/2012	9.18
53401300	AWWSC Other Ben OPEX	CF	9300002677	9/30/2012	18.21

## Kentucky American Water Company

Case No. 2012-00520

Response to PSC DR1, Item 31

Account	Description	Doc Type	Document Number	Posting Date	Amount
53401300	AWWSC Other Ben OPEX	CF	9300002677	9/30/2012	50.32
53401300	AWWSC Other Ben OPEX	CF	9300002678	9/30/2012	9.73
53401300	AWWSC Other Ben OPEX	CF	9300002678	9/30/2012	28.70
53401300	AWWSC Other Ben OPEX	CF	9300002678	9/30/2012	39.29
53401300	AWWSC Other Ben OPEX	CF	9300002679	9/30/2012	71.38
53401300	AWWSC Other Ben OPEX	CF	9300002679	9/30/2012	45.90
53401300	AWWSC Other Ben OPEX	CF	9300002679	9/30/2012	(36.14)
53401300	AWWSC Other Ben OPEX	CF	9300002679	9/30/2012	0.51
53401300	AWWSC Other Ben OPEX	CF	9300002679	9/30/2012	(3.06)
53401300	AWWSC Other Ben OPEX	CF	9300002680	9/30/2012	6.07
53401300	AWWSC Other Ben OPEX	CF	9300002680	9/30/2012	12.31
53401300	AWWSC Other Ben OPEX	CF	9300002680	9/30/2012	118.89
53401300	AWWSC Other Ben OPEX	CF	9300002680	9/30/2012	0.58
53401300	AWWSC Other Ben OPEX	CF	9300002680	9/30/2012	5.27
53401300	AWWSC Other Ben OPEX	CF	9300002680	9/30/2012	1.40
53401300	AWWSC Other Ben OPEX	CF	9300002681	9/30/2012	38.08
53401300	AWWSC Other Ben OPEX	CF	9300002681	9/30/2012	17.40
53401300	AWWSC Other Ben OPEX	CF	9300002681	9/30/2012	1.01
53401300	AWWSC Other Ben OPEX	CF	9300002682	9/30/2012	(0.12)
53401300	AWWSC Other Ben OPEX	CF	9300002682	9/30/2012	43.16
53401300	AWWSC Other Ben OPEX	CF	9300002683	9/30/2012	31.63
53401300	AWWSC Other Ben OPEX	CF	9300002683	9/30/2012	20.69
53401300	AWWSC Other Ben OPEX	CF	9300002683	9/30/2012	0.70
53401300	AWWSC Other Ben OPEX	CF	9300002684	9/30/2012	31.55
53401300	AWWSC Other Ben OPEX	CF	9300002684	9/30/2012	75.32
53401300	AWWSC Other Ben OPEX	CF	9300002684	9/30/2012	(134.32)
53401300	AWWSC Other Ben OPEX	CF	9300002684	9/30/2012	14.45
53401300	AWWSC Other Ben OPEX	CF	9300002685	9/30/2012	12.15
53401300	AWWSC Other Ben OPEX	CF	9300002685	9/30/2012	(0.38)
53401300	AWWSC Other Ben OPEX	CF	9300002686	9/30/2012	19.08
53401300	AWWSC Other Ben OPEX	CF	9300002686	9/30/2012	84.25
53401300	AWWSC Other Ben OPEX	CF	9300002686	9/30/2012	(9.42)
53401300	AWWSC Other Ben OPEX	CF	9300002686	9/30/2012	8.66
53401300	AWWSC Other Ben OPEX	CF	9300002687	9/30/2012	6.77
53401300	AWWSC Other Ben OPEX	CF	9300002687	9/30/2012	0.51
53401300	AWWSC Other Ben OPEX	CF	9300002687	9/30/2012	10.82
53401300	AWWSC Other Ben OPEX	CF	9300002687	9/30/2012	52.21
53401300	AWWSC Other Ben OPEX	CF	9300002688	9/30/2012	11.21
53401300	AWWSC Other Ben OPEX	CF	9300002688	9/30/2012	18.48
53401300	AWWSC Other Ben OPEX	CF	9300002688	9/30/2012	11.04
53401300	AWWSC Other Ben OPEX	CF	9300002688	9/30/2012	22.97
53401300	AWWSC Other Ben OPEX	CF	9300002689	9/30/2012	0.95
53401300	AWWSC Other Ben OPEX	CF	9300002689	9/30/2012	15.77
53401300	AWWSC Other Ben OPEX	CF	9300002689	9/30/2012	(6.79)
53401300	AWWSC Other Ben OPEX	CF	9300002689	9/30/2012	5.20
53401300	AWWSC Other Ben OPEX	CF	9300002690	9/30/2012	33.03
53401300	AWWSC Other Ben OPEX	CF	9300002690	9/30/2012	2.17
53401300	AWWSC Other Ben OPEX	CF	9300002690	9/30/2012	0.01
53401300	AWWSC Other Ben OPEX	CF	9300002690	9/30/2012	0.01
53401300	AWWSC Other Ben OPEX	CF	9300002690	9/30/2012	0.05
53401300	AWWSC Other Ben OPEX	CF	9300002691	9/30/2012	0.03
53401300	AWWSC Other Ben OPEX	CF	9300002691	9/30/2012	27.20
53401300	AWWSC Other Ben OPEX	CF	9300002691	9/30/2012	106.48

## Kentucky American Water Company

Case No. 2012-00520

Response to PSC DR1, Item 31

Account	Description	Doc Type	Document Number	Posting Date	Amount
53401300	AWWSC Other Ben OPEX	CF	9300002691	9/30/2012	3.40
53401300	AWWSC Other Ben OPEX	CF	9300002691	9/30/2012	184.34
53401300	AWWSC Other Ben OPEX	CF	9300002692	9/30/2012	27.47
53401300	AWWSC Other Ben OPEX	CF	9300002692	9/30/2012	(10.64)
53401300	AWWSC Other Ben OPEX	CF	9300002692	9/30/2012	19.65
53401300	AWWSC Other Ben OPEX	CF	9300002693	9/30/2012	11.78
53401300	AWWSC Other Ben OPEX	CF	9300002693	9/30/2012	8.27
53401300	AWWSC Other Ben OPEX	CF	9300002693	9/30/2012	1.45
53401300	AWWSC Other Ben OPEX	CF	9300002693	9/30/2012	0.42
53401300	AWWSC Other Ben OPEX	CF	9300002693	9/30/2012	1.69
53401300	AWWSC Other Ben OPEX	CF	9300002694	9/30/2012	0.02
53401400	AWWSC Cont Svcs OPEX	CF	9300001877	9/30/2012	479.56
53401400	AWWSC Cont Svcs OPEX	CF	9300002269	9/30/2012	(59.57)
53401400	AWWSC Cont Svcs OPEX	CF	9300002273	9/30/2012	462.62
53401400	AWWSC Cont Svcs OPEX	CF	9300002283	9/30/2012	1,740.38
53401400	AWWSC Cont Svcs OPEX	CF	9300002285	9/30/2012	4,551.92
53401400	AWWSC Cont Svcs OPEX	CF	9300002288	9/30/2012	5,505.08
53401400	AWWSC Cont Svcs OPEX	CF	9300002289	9/30/2012	149.94
53401400	AWWSC Cont Svcs OPEX	CF	9300002291	9/30/2012	119.23
53401400	AWWSC Cont Svcs OPEX	CF	9300002293	9/30/2012	106.61
53401400	AWWSC Cont Svcs OPEX	CF	9300002294	9/30/2012	49.34
53401400	AWWSC Cont Svcs OPEX	CF	9300002297	9/30/2012	(388.50)
53401400	AWWSC Cont Svcs OPEX	CF	9300002298	9/30/2012	(1,058.44)
53401400	AWWSC Cont Svcs OPEX	CF	9300002299	9/30/2012	349.74
53401400	AWWSC Cont Svcs OPEX	CF	9300002300	9/30/2012	(1.94)
53401400	AWWSC Cont Svcs OPEX	CF	9300002301	9/30/2012	67.45
53401400	AWWSC Cont Svcs OPEX	CF	9300002303	9/30/2012	1,921.65
53401400	AWWSC Cont Svcs OPEX	CF	9300002307	9/30/2012	271.83
53401400	AWWSC Cont Svcs OPEX	CF	9300002308	9/30/2012	24.23
53401400	AWWSC Cont Svcs OPEX	CF	9300002309	9/30/2012	403.57
53401400	AWWSC Cont Svcs OPEX	CF	9300002311	9/30/2012	768.83
53401400	AWWSC Cont Svcs OPEX	CF	9300002320	9/30/2012	(7,410.02)
53401400	AWWSC Cont Svcs OPEX	CF	9300002321	9/30/2012	152.22
53401400	AWWSC Cont Svcs OPEX	CF	9300002336	9/30/2012	256.70
53401400	AWWSC Cont Svcs OPEX	CF	9300002361	9/30/2012	298.59
53401400	AWWSC Cont Svcs OPEX	CF	9300002363	9/30/2012	2,123.89
53401400	AWWSC Cont Svcs OPEX	CF	9300002364	9/30/2012	813.94
53401400	AWWSC Cont Svcs OPEX	CF	9300002365	9/30/2012	1,233.91
53401400	AWWSC Cont Svcs OPEX	CF	9300002366	9/30/2012	893.89
53401400	AWWSC Cont Svcs OPEX	CF	9300002367	9/30/2012	1,031.12
53401400	AWWSC Cont Svcs OPEX	CF	9300002369	9/30/2012	396.55
53401400	AWWSC Cont Svcs OPEX	CF	9300002370	9/30/2012	33.59
53401400	AWWSC Cont Svcs OPEX	CF	9300002371	9/30/2012	3,180.70
53401400	AWWSC Cont Svcs OPEX	CF	9300002374	9/30/2012	265.15
53401400	AWWSC Cont Svcs OPEX	CF	9300002375	9/30/2012	36.05
53401400	AWWSC Cont Svcs OPEX	CF	9300002376	9/30/2012	1,468.16
53401400	AWWSC Cont Svcs OPEX	CF	9300002380	9/30/2012	1,307.77
53401400	AWWSC Cont Svcs OPEX	CF	9300002381	9/30/2012	1,264.51
53401400	AWWSC Cont Svcs OPEX	CF	9300002383	9/30/2012	335.17
53401400	AWWSC Cont Svcs OPEX	CF	9300002384	9/30/2012	739.20
53401400	AWWSC Cont Svcs OPEX	CF	9300002386	9/30/2012	260.57
53401400	AWWSC Cont Svcs OPEX	CF	9300002387	9/30/2012	5,870.89
53401400	AWWSC Cont Svcs OPEX	CF	9300002388	9/30/2012	403.52

## Kentucky American Water Company

Case No. 2012-00520

Response to PSC DR1, Item 31

Account	Description	Doc Type	Document Number	Posting Date	Amount
53401400	AWWSC Cont Svcs OPEX	CF	9300002391	9/30/2012	8,455.26
53401400	AWWSC Cont Svcs OPEX	CF	9300002392	9/30/2012	782.10
53401400	AWWSC Cont Svcs OPEX	CF	9300002394	9/30/2012	592.90
53401400	AWWSC Cont Svcs OPEX	CF	9300002400	9/30/2012	306.49
53401400	AWWSC Cont Svcs OPEX	CF	9300002407	9/30/2012	2,817.55
53401400	AWWSC Cont Svcs OPEX	CF	9300002412	9/30/2012	11,886.56
53401400	AWWSC Cont Svcs OPEX	CF	9300002413	9/30/2012	421.27
53401400	AWWSC Cont Svcs OPEX	CF	9300002414	9/30/2012	996.71
53401400	AWWSC Cont Svcs OPEX	CF	9300002415	9/30/2012	931.95
53401400	AWWSC Cont Svcs OPEX	CF	9300002417	9/30/2012	927.46
53401400	AWWSC Cont Svcs OPEX	CF	9300002418	9/30/2012	(1,540.00)
53401400	AWWSC Cont Svcs OPEX	CF	9300002428	9/30/2012	4,501.11
53401400	AWWSC Cont Svcs OPEX	CF	9300002430	9/30/2012	851.04
53401400	AWWSC Cont Svcs OPEX	CF	9300002435	9/30/2012	6,681.49
53401400	AWWSC Cont Svcs OPEX	CF	9300002441	9/30/2012	(33.73)
53401400	AWWSC Cont Svcs OPEX	CF	9300002444	9/30/2012	(85.41)
53401400	AWWSC Cont Svcs OPEX	CF	9300002448	9/30/2012	714.60
53401400	AWWSC Cont Svcs OPEX	CF	9300002453	9/30/2012	238.74
53401400	AWWSC Cont Svcs OPEX	CF	9300002454	9/30/2012	597.91
53401400	AWWSC Cont Svcs OPEX	CF	9300002456	9/30/2012	199.80
53401400	AWWSC Cont Svcs OPEX	CF	9300002458	9/30/2012	4,935.80
53401400	AWWSC Cont Svcs OPEX	CF	9300002460	9/30/2012	1,664.95
53401400	AWWSC Cont Svcs OPEX	CF	9300002463	9/30/2012	411.95
53401400	AWWSC Cont Svcs OPEX	CF	9300002470	9/30/2012	(377.75)
53401400	AWWSC Cont Svcs OPEX	CF	9300002473	9/30/2012	(25.75)
53401400	AWWSC Cont Svcs OPEX	CF	9300002474	9/30/2012	231.38
53401400	AWWSC Cont Svcs OPEX	CF	9300002482	9/30/2012	(139.26)
53401400	AWWSC Cont Svcs OPEX	CF	9300002483	9/30/2012	185.15
53401400	AWWSC Cont Svcs OPEX	CF	9300002484	9/30/2012	(5,168.39)
53401400	AWWSC Cont Svcs OPEX	CF	9300002486	9/30/2012	1.01
53401400	AWWSC Cont Svcs OPEX	CF	9300002488	9/30/2012	160.97
53401400	AWWSC Cont Svcs OPEX	CF	9300002501	9/30/2012	239.69
53401400	AWWSC Cont Svcs OPEX	CF	9300002503	9/30/2012	1,426.06
53401400	AWWSC Cont Svcs OPEX	CF	9300002507	9/30/2012	304.90
53401400	AWWSC Cont Svcs OPEX	CF	9300002512	9/30/2012	208.81
53401400	AWWSC Cont Svcs OPEX	CF	9300002533	9/30/2012	767.90
53401400	AWWSC Cont Svcs OPEX	CF	9300002541	9/30/2012	(34,032.79)
53401400	AWWSC Cont Svcs OPEX	CF	9300002679	9/30/2012	11.74
53401400	AWWSC Cont Svcs OPEX	CF	9300002683	9/30/2012	55.98
53401400	AWWSC Cont Svcs OPEX	CF	9300002685	9/30/2012	49.16
53401400	AWWSC Cont Svcs OPEX	CF	9300002687	9/30/2012	149.25
53401400	AWWSC Cont Svcs OPEX	CF	9300002687	9/30/2012	53.15
53401400	AWWSC Cont Svcs OPEX	CF	9300002690	9/30/2012	0.12
53401500	AWWSC Off Suppl OPEX	CF	9300002263	9/30/2012	2.81
53401500	AWWSC Off Suppl OPEX	CF	9300002269	9/30/2012	213.01
53401500	AWWSC Off Suppl OPEX	CF	9300002290	9/30/2012	259.38
53401500	AWWSC Off Suppl OPEX	CF	9300002298	9/30/2012	11.69
53401500	AWWSC Off Suppl OPEX	CF	9300002309	9/30/2012	4.72
53401500	AWWSC Off Suppl OPEX	CF	9300002324	9/30/2012	203.23
53401500	AWWSC Off Suppl OPEX	CF	9300002373	9/30/2012	4.20
53401500	AWWSC Off Suppl OPEX	CF	9300002375	9/30/2012	49,818.95
53401500	AWWSC Off Suppl OPEX	CF	9300002390	9/30/2012	0.61
53401500	AWWSC Off Suppl OPEX	CF	9300002392	9/30/2012	28.32

## Kentucky American Water Company

Case No. 2012-00520

Response to PSC DR1, Item 31

Account	Description	Doc Type	Document Number	Posting Date	Amount
53401500	AWWSC Off Suppl OPEX	CF	9300002396	9/30/2012	12.20
53401500	AWWSC Off Suppl OPEX	CF	9300002429	9/30/2012	4.06
53401500	AWWSC Off Suppl OPEX	CF	9300002441	9/30/2012	2,473.33
53401500	AWWSC Off Suppl OPEX	CF	9300002460	9/30/2012	(330.05)
53401500	AWWSC Off Suppl OPEX	CF	9300002470	9/30/2012	1,691.87
53401500	AWWSC Off Suppl OPEX	CF	9300002475	9/30/2012	(444.45)
53401500	AWWSC Off Suppl OPEX	CF	9300002485	9/30/2012	63.12
53401500	AWWSC Off Suppl OPEX	CF	9300002492	9/30/2012	865.74
53401500	AWWSC Off Suppl OPEX	CF	9300002495	9/30/2012	722.67
53401500	AWWSC Off Suppl OPEX	CF	9300002496	9/30/2012	622.94
53401500	AWWSC Off Suppl OPEX	CF	9300002505	9/30/2012	(313.97)
53401500	AWWSC Off Suppl OPEX	CF	9300002518	9/30/2012	(6.54)
53401500	AWWSC Off Suppl OPEX	CF	9300002536	9/30/2012	(3.18)
53401500	AWWSC Off Suppl OPEX	CF	9300002673	9/30/2012	5.05
53401500	AWWSC Off Suppl OPEX	CF	9300002674	9/30/2012	0.59
53401500	AWWSC Off Suppl OPEX	CF	9300002674	9/30/2012	3.07
53401500	AWWSC Off Suppl OPEX	CF	9300002675	9/30/2012	41.50
53401500	AWWSC Off Suppl OPEX	CF	9300002675	9/30/2012	33.30
53401500	AWWSC Off Suppl OPEX	CF	9300002676	9/30/2012	24.64
53401500	AWWSC Off Suppl OPEX	CF	9300002677	9/30/2012	4.02
53401500	AWWSC Off Suppl OPEX	CF	9300002678	9/30/2012	0.93
53401500	AWWSC Off Suppl OPEX	CF	9300002678	9/30/2012	(17.48)
53401500	AWWSC Off Suppl OPEX	CF	9300002679	9/30/2012	1,069.24
53401500	AWWSC Off Suppl OPEX	CF	9300002679	9/30/2012	6.22
53401500	AWWSC Off Suppl OPEX	CF	9300002680	9/30/2012	13.96
53401500	AWWSC Off Suppl OPEX	CF	9300002681	9/30/2012	14.64
53401500	AWWSC Off Suppl OPEX	CF	9300002682	9/30/2012	82.72
53401500	AWWSC Off Suppl OPEX	CF	9300002683	9/30/2012	361.71
53401500	AWWSC Off Suppl OPEX	CF	9300002685	9/30/2012	384.25
53401500	AWWSC Off Suppl OPEX	CF	9300002686	9/30/2012	3.55
53401500	AWWSC Off Suppl OPEX	CF	9300002686	9/30/2012	6.04
53401500	AWWSC Off Suppl OPEX	CF	9300002687	9/30/2012	132.99
53401500	AWWSC Off Suppl OPEX	CF	9300002688	9/30/2012	1.76
53401500	AWWSC Off Suppl OPEX	CF	9300002688	9/30/2012	58.13
53401500	AWWSC Off Suppl OPEX	CF	9300002689	9/30/2012	6.25
53401500	AWWSC Off Suppl OPEX	CF	9300002689	9/30/2012	0.91
53401500	AWWSC Off Suppl OPEX	CF	9300002690	9/30/2012	40.37
53401500	AWWSC Off Suppl OPEX	CF	9300002690	9/30/2012	(0.29)
53401500	AWWSC Off Suppl OPEX	CF	9300002691	9/30/2012	0.01
53401500	AWWSC Off Suppl OPEX	CF	9300002692	9/30/2012	76.48
53401500	AWWSC Off Suppl OPEX	CF	9300002692	9/30/2012	0.81
53401500	AWWSC Off Suppl OPEX	CF	9300002693	9/30/2012	0.28
53401500	AWWSC Off Suppl OPEX	CF	9300002693	9/30/2012	1.50
53401500	AWWSC Off Suppl OPEX	CF	9300002694	9/30/2012	0.02
53401700	AWWSC Rents OPEX	CF	9300002269	9/30/2012	48.78
53401700	AWWSC Rents OPEX	CF	9300002389	9/30/2012	260.12
53401700	AWWSC Rents OPEX	CF	9300002396	9/30/2012	132.75
53401700	AWWSC Rents OPEX	CF	9300002461	9/30/2012	66.95
53401700	AWWSC Rents OPEX	CF	9300002470	9/30/2012	8.55
53401700	AWWSC Rents OPEX	CF	9300002474	9/30/2012	55.98
53401700	AWWSC Rents OPEX	CF	9300002497	9/30/2012	1,654.42
53401700	AWWSC Rents OPEX	CF	9300002501	9/30/2012	108.12
53401700	AWWSC Rents OPEX	CF	9300002503	9/30/2012	29.45

## Kentucky American Water Company

Case No. 2012-00520

Response to PSC DR1, Item 31

Account	Description	Doc Type	Document Number	Posting Date	Amount
53401700	AWWSC Rents OPEX	CF	9300002504	9/30/2012	539.34
53401700	AWWSC Rents OPEX	CF	9300002505	9/30/2012	530.27
53401700	AWWSC Rents OPEX	CF	9300002675	9/30/2012	3,014.95
53401700	AWWSC Rents OPEX	CF	9300002679	9/30/2012	171.57
53401700	AWWSC Rents OPEX	CF	9300002683	9/30/2012	2,231.53
53401700	AWWSC Rents OPEX	CF	9300002684	9/30/2012	615.78
53401700	AWWSC Rents OPEX	CF	9300002685	9/30/2012	4,817.82
53401700	AWWSC Rents OPEX	CF	9300002686	9/30/2012	952.29
53401700	AWWSC Rents OPEX	CF	9300002686	9/30/2012	22.26
53401700	AWWSC Rents OPEX	CF	9300002687	9/30/2012	90.05
53401700	AWWSC Rents OPEX	CF	9300002691	9/30/2012	0.01
53401700	AWWSC Rents OPEX	CF	9300002692	9/30/2012	1,060.66
53401700	AWWSC Rents OPEX	CF	9300002692	9/30/2012	2,278.63
53401700	AWWSC Rents OPEX	CF	9300002693	9/30/2012	333.21
53402100	AWWSC Oth O&M OPEX	CF	9300001876	9/30/2012	406.20
53402100	AWWSC Oth O&M OPEX	CF	9300001877	9/30/2012	25.50
53402100	AWWSC Oth O&M OPEX	CF	9300002263	9/30/2012	904.39
53402100	AWWSC Oth O&M OPEX	CF	9300002267	9/30/2012	0.17
53402100	AWWSC Oth O&M OPEX	CF	9300002268	9/30/2012	5.60
53402100	AWWSC Oth O&M OPEX	CF	9300002269	9/30/2012	325.88
53402100	AWWSC Oth O&M OPEX	CF	9300002270	9/30/2012	0.64
53402100	AWWSC Oth O&M OPEX	CF	9300002271	9/30/2012	8.28
53402100	AWWSC Oth O&M OPEX	CF	9300002273	9/30/2012	75.21
53402100	AWWSC Oth O&M OPEX	CF	9300002274	9/30/2012	38.57
53402100	AWWSC Oth O&M OPEX	CF	9300002277	9/30/2012	36.80
53402100	AWWSC Oth O&M OPEX	CF	9300002285	9/30/2012	38.06
53402100	AWWSC Oth O&M OPEX	CF	9300002288	9/30/2012	24.48
53402100	AWWSC Oth O&M OPEX	CF	9300002295	9/30/2012	0.65
53402100	AWWSC Oth O&M OPEX	CF	9300002296	9/30/2012	11.00
53402100	AWWSC Oth O&M OPEX	CF	9300002298	9/30/2012	185.19
53402100	AWWSC Oth O&M OPEX	CF	9300002299	9/30/2012	19.83
53402100	AWWSC Oth O&M OPEX	CF	9300002300	9/30/2012	78.95
53402100	AWWSC Oth O&M OPEX	CF	9300002301	9/30/2012	16.30
53402100	AWWSC Oth O&M OPEX	CF	9300002302	9/30/2012	13.84
53402100	AWWSC Oth O&M OPEX	CF	9300002303	9/30/2012	19.84
53402100	AWWSC Oth O&M OPEX	CF	9300002304	9/30/2012	6.37
53402100	AWWSC Oth O&M OPEX	CF	9300002305	9/30/2012	14.04
53402100	AWWSC Oth O&M OPEX	CF	9300002307	9/30/2012	4.91
53402100	AWWSC Oth O&M OPEX	CF	9300002308	9/30/2012	35.49
53402100	AWWSC Oth O&M OPEX	CF	9300002309	9/30/2012	159.30
53402100	AWWSC Oth O&M OPEX	CF	9300002310	9/30/2012	4.36
53402100	AWWSC Oth O&M OPEX	CF	9300002312	9/30/2012	15.49
53402100	AWWSC Oth O&M OPEX	CF	9300002315	9/30/2012	12.89
53402100	AWWSC Oth O&M OPEX	CF	9300002316	9/30/2012	31.37
53402100	AWWSC Oth O&M OPEX	CF	9300002321	9/30/2012	577.50
53402100	AWWSC Oth O&M OPEX	CF	9300002323	9/30/2012	(1,901.67)
53402100	AWWSC Oth O&M OPEX	CF	9300002324	9/30/2012	692.20
53402100	AWWSC Oth O&M OPEX	CF	9300002330	9/30/2012	67.00
53402100	AWWSC Oth O&M OPEX	CF	9300002331	9/30/2012	1,612.50
53402100	AWWSC Oth O&M OPEX	CF	9300002332	9/30/2012	987.14
53402100	AWWSC Oth O&M OPEX	CF	9300002333	9/30/2012	983.96
53402100	AWWSC Oth O&M OPEX	CF	9300002334	9/30/2012	416.90
53402100	AWWSC Oth O&M OPEX	CF	9300002335	9/30/2012	512.28

## Kentucky American Water Company

Case No. 2012-00520

Response to PSC DR1, Item 31

Account	Description	Doc Type	Document Number	Posting Date	Amount
53402100	AWWSC Oth O&M OPEX	CF	9300002336	9/30/2012	612.46
53402100	AWWSC Oth O&M OPEX	CF	9300002337	9/30/2012	102.54
53402100	AWWSC Oth O&M OPEX	CF	9300002338	9/30/2012	297.70
53402100	AWWSC Oth O&M OPEX	CF	9300002339	9/30/2012	4.68
53402100	AWWSC Oth O&M OPEX	CF	9300002340	9/30/2012	186.85
53402100	AWWSC Oth O&M OPEX	CF	9300002341	9/30/2012	435.98
53402100	AWWSC Oth O&M OPEX	CF	9300002342	9/30/2012	287.92
53402100	AWWSC Oth O&M OPEX	CF	9300002343	9/30/2012	1,564.12
53402100	AWWSC Oth O&M OPEX	CF	9300002344	9/30/2012	1,698.11
53402100	AWWSC Oth O&M OPEX	CF	9300002345	9/30/2012	566.57
53402100	AWWSC Oth O&M OPEX	CF	9300002346	9/30/2012	53.98
53402100	AWWSC Oth O&M OPEX	CF	9300002347	9/30/2012	660.70
53402100	AWWSC Oth O&M OPEX	CF	9300002348	9/30/2012	676.71
53402100	AWWSC Oth O&M OPEX	CF	9300002349	9/30/2012	1,852.29
53402100	AWWSC Oth O&M OPEX	CF	9300002350	9/30/2012	1,174.22
53402100	AWWSC Oth O&M OPEX	CF	9300002351	9/30/2012	655.14
53402100	AWWSC Oth O&M OPEX	CF	9300002352	9/30/2012	1,205.02
53402100	AWWSC Oth O&M OPEX	CF	9300002353	9/30/2012	246.01
53402100	AWWSC Oth O&M OPEX	CF	9300002354	9/30/2012	144.63
53402100	AWWSC Oth O&M OPEX	CF	9300002355	9/30/2012	1,232.97
53402100	AWWSC Oth O&M OPEX	CF	9300002356	9/30/2012	2.90
53402100	AWWSC Oth O&M OPEX	CF	9300002357	9/30/2012	2,552.86
53402100	AWWSC Oth O&M OPEX	CF	9300002358	9/30/2012	1,332.70
53402100	AWWSC Oth O&M OPEX	CF	9300002359	9/30/2012	858.34
53402100	AWWSC Oth O&M OPEX	CF	9300002360	9/30/2012	1,637.93
53402100	AWWSC Oth O&M OPEX	CF	9300002361	9/30/2012	34.38
53402100	AWWSC Oth O&M OPEX	CF	9300002362	9/30/2012	270.02
53402100	AWWSC Oth O&M OPEX	CF	9300002363	9/30/2012	(603.48)
53402100	AWWSC Oth O&M OPEX	CF	9300002365	9/30/2012	38.61
53402100	AWWSC Oth O&M OPEX	CF	9300002368	9/30/2012	1,238.67
53402100	AWWSC Oth O&M OPEX	CF	9300002369	9/30/2012	325.79
53402100	AWWSC Oth O&M OPEX	CF	9300002370	9/30/2012	(0.02)
53402100	AWWSC Oth O&M OPEX	CF	9300002371	9/30/2012	196.48
53402100	AWWSC Oth O&M OPEX	CF	9300002372	9/30/2012	51.42
53402100	AWWSC Oth O&M OPEX	CF	9300002373	9/30/2012	378.60
53402100	AWWSC Oth O&M OPEX	CF	9300002374	9/30/2012	76.06
53402100	AWWSC Oth O&M OPEX	CF	9300002375	9/30/2012	(88,655.67)
53402100	AWWSC Oth O&M OPEX	CF	9300002376	9/30/2012	353.03
53402100	AWWSC Oth O&M OPEX	CF	9300002377	9/30/2012	113.26
53402100	AWWSC Oth O&M OPEX	CF	9300002378	9/30/2012	864.03
53402100	AWWSC Oth O&M OPEX	CF	9300002379	9/30/2012	766.88
53402100	AWWSC Oth O&M OPEX	CF	9300002380	9/30/2012	68.13
53402100	AWWSC Oth O&M OPEX	CF	9300002381	9/30/2012	198.71
53402100	AWWSC Oth O&M OPEX	CF	9300002382	9/30/2012	14.75
53402100	AWWSC Oth O&M OPEX	CF	9300002383	9/30/2012	57.71
53402100	AWWSC Oth O&M OPEX	CF	9300002384	9/30/2012	36.41
53402100	AWWSC Oth O&M OPEX	CF	9300002385	9/30/2012	785.22
53402100	AWWSC Oth O&M OPEX	CF	9300002386	9/30/2012	1,879.47
53402100	AWWSC Oth O&M OPEX	CF	9300002387	9/30/2012	4,323.27
53402100	AWWSC Oth O&M OPEX	CF	9300002388	9/30/2012	210.08
53402100	AWWSC Oth O&M OPEX	CF	9300002389	9/30/2012	143.39
53402100	AWWSC Oth O&M OPEX	CF	9300002390	9/30/2012	506.62
53402100	AWWSC Oth O&M OPEX	CF	9300002391	9/30/2012	193.96

## Kentucky American Water Company

Case No. 2012-00520

Response to PSC DR1, Item 31

Account	Description	Doc Type	Document Number	Posting Date	Amount
53402100	AWWSC Oth O&M OPEX	CF	9300002392	9/30/2012	2,571.00
53402100	AWWSC Oth O&M OPEX	CF	9300002393	9/30/2012	363.75
53402100	AWWSC Oth O&M OPEX	CF	9300002394	9/30/2012	532.90
53402100	AWWSC Oth O&M OPEX	CF	9300002395	9/30/2012	13.08
53402100	AWWSC Oth O&M OPEX	CF	9300002396	9/30/2012	3,400.54
53402100	AWWSC Oth O&M OPEX	CF	9300002397	9/30/2012	902.21
53402100	AWWSC Oth O&M OPEX	CF	9300002398	9/30/2012	12.91
53402100	AWWSC Oth O&M OPEX	CF	9300002399	9/30/2012	205.79
53402100	AWWSC Oth O&M OPEX	CF	9300002400	9/30/2012	47.13
53402100	AWWSC Oth O&M OPEX	CF	9300002401	9/30/2012	801.21
53402100	AWWSC Oth O&M OPEX	CF	9300002404	9/30/2012	6.50
53402100	AWWSC Oth O&M OPEX	CF	9300002407	9/30/2012	175.05
53402100	AWWSC Oth O&M OPEX	CF	9300002408	9/30/2012	0.50
53402100	AWWSC Oth O&M OPEX	CF	9300002409	9/30/2012	425.06
53402100	AWWSC Oth O&M OPEX	CF	9300002411	9/30/2012	794.45
53402100	AWWSC Oth O&M OPEX	CF	9300002413	9/30/2012	40.06
53402100	AWWSC Oth O&M OPEX	CF	9300002414	9/30/2012	187.54
53402100	AWWSC Oth O&M OPEX	CF	9300002415	9/30/2012	109.19
53402100	AWWSC Oth O&M OPEX	CF	9300002416	9/30/2012	23.81
53402100	AWWSC Oth O&M OPEX	CF	9300002417	9/30/2012	402.09
53402100	AWWSC Oth O&M OPEX	CF	9300002418	9/30/2012	948.94
53402100	AWWSC Oth O&M OPEX	CF	9300002419	9/30/2012	228.65
53402100	AWWSC Oth O&M OPEX	CF	9300002421	9/30/2012	731.00
53402100	AWWSC Oth O&M OPEX	CF	9300002422	9/30/2012	2,563.42
53402100	AWWSC Oth O&M OPEX	CF	9300002423	9/30/2012	15.11
53402100	AWWSC Oth O&M OPEX	CF	9300002424	9/30/2012	1,137.87
53402100	AWWSC Oth O&M OPEX	CF	9300002425	9/30/2012	304.97
53402100	AWWSC Oth O&M OPEX	CF	9300002426	9/30/2012	47.27
53402100	AWWSC Oth O&M OPEX	CF	9300002427	9/30/2012	1.01
53402100	AWWSC Oth O&M OPEX	CF	9300002428	9/30/2012	914.67
53402100	AWWSC Oth O&M OPEX	CF	9300002429	9/30/2012	72.43
53402100	AWWSC Oth O&M OPEX	CF	9300002430	9/30/2012	148.23
53402100	AWWSC Oth O&M OPEX	CF	9300002431	9/30/2012	916.70
53402100	AWWSC Oth O&M OPEX	CF	9300002432	9/30/2012	355.04
53402100	AWWSC Oth O&M OPEX	CF	9300002433	9/30/2012	166.01
53402100	AWWSC Oth O&M OPEX	CF	9300002440	9/30/2012	2.61
53402100	AWWSC Oth O&M OPEX	CF	9300002441	9/30/2012	30.81
53402100	AWWSC Oth O&M OPEX	CF	9300002444	9/30/2012	1.41
53402100	AWWSC Oth O&M OPEX	CF	9300002446	9/30/2012	(11.21)
53402100	AWWSC Oth O&M OPEX	CF	9300002447	9/30/2012	17.98
53402100	AWWSC Oth O&M OPEX	CF	9300002448	9/30/2012	(1,795.21)
53402100	AWWSC Oth O&M OPEX	CF	9300002449	9/30/2012	235.82
53402100	AWWSC Oth O&M OPEX	CF	9300002451	9/30/2012	9.35
53402100	AWWSC Oth O&M OPEX	CF	9300002452	9/30/2012	23.98
53402100	AWWSC Oth O&M OPEX	CF	9300002453	9/30/2012	517.37
53402100	AWWSC Oth O&M OPEX	CF	9300002454	9/30/2012	0.29
53402100	AWWSC Oth O&M OPEX	CF	9300002455	9/30/2012	514.41
53402100	AWWSC Oth O&M OPEX	CF	9300002456	9/30/2012	51.77
53402100	AWWSC Oth O&M OPEX	CF	9300002458	9/30/2012	29.24
53402100	AWWSC Oth O&M OPEX	CF	9300002460	9/30/2012	1,261.70
53402100	AWWSC Oth O&M OPEX	CF	9300002461	9/30/2012	189.99
53402100	AWWSC Oth O&M OPEX	CF	9300002470	9/30/2012	392.59
53402100	AWWSC Oth O&M OPEX	CF	9300002474	9/30/2012	81.41



## Kentucky American Water Company

Case No. 2012-00520

Response to PSC DR1, Item 31

Account	Description	Doc Type	Document Number	Posting Date	Amount
53402100	AWWSC Oth O&M OPEX	CF	9300002486	9/30/2012	(333.47)
53402100	AWWSC Oth O&M OPEX	CF	9300002489	9/30/2012	19.76
53402100	AWWSC Oth O&M OPEX	CF	9300002490	9/30/2012	30.24
53402100	AWWSC Oth O&M OPEX	CF	9300002491	9/30/2012	10.31
53402100	AWWSC Oth O&M OPEX	CF	9300002492	9/30/2012	70.75
53402100	AWWSC Oth O&M OPEX	CF	9300002493	9/30/2012	34.12
53402100	AWWSC Oth O&M OPEX	CF	9300002494	9/30/2012	15.01
53402100	AWWSC Oth O&M OPEX	CF	9300002498	9/30/2012	140.37
53402100	AWWSC Oth O&M OPEX	CF	9300002499	9/30/2012	252.35
53402100	AWWSC Oth O&M OPEX	CF	9300002500	9/30/2012	5.15
53402100	AWWSC Oth O&M OPEX	CF	9300002501	9/30/2012	59.66
53402100	AWWSC Oth O&M OPEX	CF	9300002502	9/30/2012	15.03
53402100	AWWSC Oth O&M OPEX	CF	9300002503	9/30/2012	69.79
53402100	AWWSC Oth O&M OPEX	CF	9300002504	9/30/2012	35.11
53402100	AWWSC Oth O&M OPEX	CF	9300002505	9/30/2012	36.44
53402100	AWWSC Oth O&M OPEX	CF	9300002506	9/30/2012	6.76
53402100	AWWSC Oth O&M OPEX	CF	9300002511	9/30/2012	2.92
53402100	AWWSC Oth O&M OPEX	CF	9300002513	9/30/2012	17.49
53402100	AWWSC Oth O&M OPEX	CF	9300002514	9/30/2012	14.08
53402100	AWWSC Oth O&M OPEX	CF	9300002515	9/30/2012	1.90
53402100	AWWSC Oth O&M OPEX	CF	9300002518	9/30/2012	(75.53)
53402100	AWWSC Oth O&M OPEX	CF	9300002519	9/30/2012	(65.65)
53402100	AWWSC Oth O&M OPEX	CF	9300002527	9/30/2012	3,789.75
53402100	AWWSC Oth O&M OPEX	CF	9300002528	9/30/2012	(962.27)
53402100	AWWSC Oth O&M OPEX	CF	9300002536	9/30/2012	(160.52)
53402100	AWWSC Oth O&M OPEX	CF	9300002538	9/30/2012	(6.85)
53402100	AWWSC Oth O&M OPEX	CF	9300002541	9/30/2012	(58.99)
53402100	AWWSC Oth O&M OPEX	CF	9300002673	9/30/2012	17.18
53402100	AWWSC Oth O&M OPEX	CF	9300002673	9/30/2012	11.04
53402100	AWWSC Oth O&M OPEX	CF	9300002673	9/30/2012	16.80
53402100	AWWSC Oth O&M OPEX	CF	9300002673	9/30/2012	41.27
53402100	AWWSC Oth O&M OPEX	CF	9300002673	9/30/2012	42.49
53402100	AWWSC Oth O&M OPEX	CF	9300002674	9/30/2012	66.41
53402100	AWWSC Oth O&M OPEX	CF	9300002674	9/30/2012	7.11
53402100	AWWSC Oth O&M OPEX	CF	9300002674	9/30/2012	33.77
53402100	AWWSC Oth O&M OPEX	CF	9300002674	9/30/2012	64.88
53402100	AWWSC Oth O&M OPEX	CF	9300002674	9/30/2012	80.51
53402100	AWWSC Oth O&M OPEX	CF	9300002674	9/30/2012	590.59
53402100	AWWSC Oth O&M OPEX	CF	9300002674	9/30/2012	32.48
53402100	AWWSC Oth O&M OPEX	CF	9300002675	9/30/2012	40.41
53402100	AWWSC Oth O&M OPEX	CF	9300002675	9/30/2012	39.78
53402100	AWWSC Oth O&M OPEX	CF	9300002675	9/30/2012	13.02
53402100	AWWSC Oth O&M OPEX	CF	9300002676	9/30/2012	75.90
53402100	AWWSC Oth O&M OPEX	CF	9300002676	9/30/2012	15.74
53402100	AWWSC Oth O&M OPEX	CF	9300002676	9/30/2012	85.03
53402100	AWWSC Oth O&M OPEX	CF	9300002676	9/30/2012	(385.30)
53402100	AWWSC Oth O&M OPEX	CF	9300002677	9/30/2012	25.44
53402100	AWWSC Oth O&M OPEX	CF	9300002677	9/30/2012	39.29
53402100	AWWSC Oth O&M OPEX	CF	9300002677	9/30/2012	34.28
53402100	AWWSC Oth O&M OPEX	CF	9300002677	9/30/2012	38.51
53402100	AWWSC Oth O&M OPEX	CF	9300002678	9/30/2012	14.17
53402100	AWWSC Oth O&M OPEX	CF	9300002678	9/30/2012	1,515.39
53402100	AWWSC Oth O&M OPEX	CF	9300002678	9/30/2012	9.49

## Kentucky American Water Company

Case No. 2012-00520

Response to PSC DR1, Item 31

Account	Description	Doc Type	Document Number	Posting Date	Amount
53402100	AWWSC Oth O&M OPEX	CF	9300002679	9/30/2012	813.38
53402100	AWWSC Oth O&M OPEX	CF	9300002679	9/30/2012	(32.57)
53402100	AWWSC Oth O&M OPEX	CF	9300002679	9/30/2012	2.10
53402100	AWWSC Oth O&M OPEX	CF	9300002680	9/30/2012	4.94
53402100	AWWSC Oth O&M OPEX	CF	9300002680	9/30/2012	100.76
53402100	AWWSC Oth O&M OPEX	CF	9300002681	9/30/2012	68.92
53402100	AWWSC Oth O&M OPEX	CF	9300002681	9/30/2012	654.14
53402100	AWWSC Oth O&M OPEX	CF	9300002682	9/30/2012	61.87
53402100	AWWSC Oth O&M OPEX	CF	9300002682	9/30/2012	74.48
53402100	AWWSC Oth O&M OPEX	CF	9300002682	9/30/2012	59.97
53402100	AWWSC Oth O&M OPEX	CF	9300002683	9/30/2012	59.43
53402100	AWWSC Oth O&M OPEX	CF	9300002683	9/30/2012	(78.81)
53402100	AWWSC Oth O&M OPEX	CF	9300002683	9/30/2012	424.71
53402100	AWWSC Oth O&M OPEX	CF	9300002683	9/30/2012	(27.22)
53402100	AWWSC Oth O&M OPEX	CF	9300002683	9/30/2012	50.13
53402100	AWWSC Oth O&M OPEX	CF	9300002683	9/30/2012	337.91
53402100	AWWSC Oth O&M OPEX	CF	9300002683	9/30/2012	107.76
53402100	AWWSC Oth O&M OPEX	CF	9300002683	9/30/2012	1,911.75
53402100	AWWSC Oth O&M OPEX	CF	9300002683	9/30/2012	83.50
53402100	AWWSC Oth O&M OPEX	CF	9300002683	9/30/2012	29.23
53402100	AWWSC Oth O&M OPEX	CF	9300002684	9/30/2012	73.26
53402100	AWWSC Oth O&M OPEX	CF	9300002684	9/30/2012	313.41
53402100	AWWSC Oth O&M OPEX	CF	9300002684	9/30/2012	161.11
53402100	AWWSC Oth O&M OPEX	CF	9300002684	9/30/2012	914.98
53402100	AWWSC Oth O&M OPEX	CF	9300002684	9/30/2012	478.07
53402100	AWWSC Oth O&M OPEX	CF	9300002685	9/30/2012	10.31
53402100	AWWSC Oth O&M OPEX	CF	9300002685	9/30/2012	1,448.57
53402100	AWWSC Oth O&M OPEX	CF	9300002685	9/30/2012	23.96
53402100	AWWSC Oth O&M OPEX	CF	9300002685	9/30/2012	98.24
53402100	AWWSC Oth O&M OPEX	CF	9300002685	9/30/2012	17.40
53402100	AWWSC Oth O&M OPEX	CF	9300002686	9/30/2012	44.35
53402100	AWWSC Oth O&M OPEX	CF	9300002686	9/30/2012	20.05
53402100	AWWSC Oth O&M OPEX	CF	9300002686	9/30/2012	777.15
53402100	AWWSC Oth O&M OPEX	CF	9300002686	9/30/2012	11,911.00
53402100	AWWSC Oth O&M OPEX	CF	9300002687	9/30/2012	53.51
53402100	AWWSC Oth O&M OPEX	CF	9300002687	9/30/2012	8.15
53402100	AWWSC Oth O&M OPEX	CF	9300002687	9/30/2012	436.88
53402100	AWWSC Oth O&M OPEX	CF	9300002687	9/30/2012	13.56
53402100	AWWSC Oth O&M OPEX	CF	9300002687	9/30/2012	449.43
53402100	AWWSC Oth O&M OPEX	CF	9300002688	9/30/2012	2,231.55
53402100	AWWSC Oth O&M OPEX	CF	9300002688	9/30/2012	368.50
53402100	AWWSC Oth O&M OPEX	CF	9300002688	9/30/2012	49.10
53402100	AWWSC Oth O&M OPEX	CF	9300002688	9/30/2012	4,652.87
53402100	AWWSC Oth O&M OPEX	CF	9300002688	9/30/2012	79.81
53402100	AWWSC Oth O&M OPEX	CF	9300002688	9/30/2012	18.58
53402100	AWWSC Oth O&M OPEX	CF	9300002689	9/30/2012	5,023.97
53402100	AWWSC Oth O&M OPEX	CF	9300002689	9/30/2012	311.45
53402100	AWWSC Oth O&M OPEX	CF	9300002689	9/30/2012	672.79
53402100	AWWSC Oth O&M OPEX	CF	9300002689	9/30/2012	3,149.51
53402100	AWWSC Oth O&M OPEX	CF	9300002690	9/30/2012	42.25
53402100	AWWSC Oth O&M OPEX	CF	9300002690	9/30/2012	0.36
53402100	AWWSC Oth O&M OPEX	CF	9300002690	9/30/2012	0.02
53402100	AWWSC Oth O&M OPEX	CF	9300002690	9/30/2012	0.03

## Kentucky American Water Company

Case No. 2012-00520

Response to PSC DR1, Item 31

Account	Description	Doc Type	Document Number	Posting Date	Amount
53402100	AWWSC Oth O&M OPEX	CF	9300002690	9/30/2012	0.03
53402100	AWWSC Oth O&M OPEX	CF	9300002691	9/30/2012	0.02
53402100	AWWSC Oth O&M OPEX	CF	9300002691	9/30/2012	0.05
53402100	AWWSC Oth O&M OPEX	CF	9300002691	9/30/2012	0.02
53402100	AWWSC Oth O&M OPEX	CF	9300002691	9/30/2012	93.95
53402100	AWWSC Oth O&M OPEX	CF	9300002691	9/30/2012	166.57
53402100	AWWSC Oth O&M OPEX	CF	9300002691	9/30/2012	152.79
53402100	AWWSC Oth O&M OPEX	CF	9300002692	9/30/2012	166.08
53402100	AWWSC Oth O&M OPEX	CF	9300002692	9/30/2012	328.14
53402100	AWWSC Oth O&M OPEX	CF	9300002692	9/30/2012	76.83
53402100	AWWSC Oth O&M OPEX	CF	9300002692	9/30/2012	100.56
53402100	AWWSC Oth O&M OPEX	CF	9300002692	9/30/2012	221.87
53402100	AWWSC Oth O&M OPEX	CF	9300002693	9/30/2012	13.46
53402100	AWWSC Oth O&M OPEX	CF	9300002693	9/30/2012	112.96
53402100	AWWSC Oth O&M OPEX	CF	9300002693	9/30/2012	12.54
53402100	AWWSC Oth O&M OPEX	CF	9300002693	9/30/2012	17.90
53402100	AWWSC Oth O&M OPEX	CF	9300002693	9/30/2012	5.85
53402100	AWWSC Oth O&M OPEX	CF	9300002693	9/30/2012	4.75
53402100	AWWSC Oth O&M OPEX	CF	9300002693	9/30/2012	6.52
53402100	AWWSC Oth O&M OPEX	CF	9300002694	9/30/2012	2.82
53402100	AWWSC Oth O&M OPEX	CF	9300002694	9/30/2012	7.88
53402100	AWWSC Oth O&M OPEX	CF	9300002694	9/30/2012	1.85
53402200	AWWSC Dpr/Amrt OPEX	CF	9300002674	9/30/2012	3,670.59
53402200	AWWSC Dpr/Amrt OPEX	CF	9300002674	9/30/2012	108.34
53402200	AWWSC Dpr/Amrt OPEX	CF	9300002676	9/30/2012	30.21
53402200	AWWSC Dpr/Amrt OPEX	CF	9300002678	9/30/2012	37.24
53402200	AWWSC Dpr/Amrt OPEX	CF	9300002679	9/30/2012	1,009.99
53402200	AWWSC Dpr/Amrt OPEX	CF	9300002683	9/30/2012	1,345.17
53402200	AWWSC Dpr/Amrt OPEX	CF	9300002684	9/30/2012	(9,180.06)
53402200	AWWSC Dpr/Amrt OPEX	CF	9300002684	9/30/2012	988.48
53402200	AWWSC Dpr/Amrt OPEX	CF	9300002684	9/30/2012	8.05
53402200	AWWSC Dpr/Amrt OPEX	CF	9300002685	9/30/2012	2,161.67
53402200	AWWSC Dpr/Amrt OPEX	CF	9300002685	9/30/2012	2,082.66
53402200	AWWSC Dpr/Amrt OPEX	CF	9300002686	9/30/2012	76,272.81
53402200	AWWSC Dpr/Amrt OPEX	CF	9300002687	9/30/2012	1,159.39
53402200	AWWSC Dpr/Amrt OPEX	CF	9300002689	9/30/2012	5,237.13
53402200	AWWSC Dpr/Amrt OPEX	CF	9300002691	9/30/2012	0.09
53402200	AWWSC Dpr/Amrt OPEX	CF	9300002692	9/30/2012	1,633.54
53402200	AWWSC Dpr/Amrt OPEX	CF	9300002693	9/30/2012	16.12
53402300	AWWSC Gen Tax OPEX	CF	9300001870	9/30/2012	(0.14)
53402300	AWWSC Gen Tax OPEX	CF	9300001871	9/30/2012	(0.13)
53402300	AWWSC Gen Tax OPEX	CF	9300001872	9/30/2012	(0.54)
53402300	AWWSC Gen Tax OPEX	CF	9300001873	9/30/2012	3.48
53402300	AWWSC Gen Tax OPEX	CF	9300001874	9/30/2012	(0.11)
53402300	AWWSC Gen Tax OPEX	CF	9300001877	9/30/2012	168.16
53402300	AWWSC Gen Tax OPEX	CF	9300001878	9/30/2012	25.45
53402300	AWWSC Gen Tax OPEX	CF	9300002261	9/30/2012	15.45
53402300	AWWSC Gen Tax OPEX	CF	9300002262	9/30/2012	31.45
53402300	AWWSC Gen Tax OPEX	CF	9300002263	9/30/2012	35.82
53402300	AWWSC Gen Tax OPEX	CF	9300002264	9/30/2012	(0.41)
53402300	AWWSC Gen Tax OPEX	CF	9300002265	9/30/2012	5.82
53402300	AWWSC Gen Tax OPEX	CF	9300002266	9/30/2012	124.95
53402300	AWWSC Gen Tax OPEX	CF	9300002267	9/30/2012	61.56

Kentucky American Water Company  
Case No. 2012-00520  
Response to PSC DR1, Item 31

Account	Description	Doc Type	Document Number	Posting Date	Amount
53402300	AWWSC Gen Tax OPEX	CF	9300002268	9/30/2012	99.72
53402300	AWWSC Gen Tax OPEX	CF	9300002269	9/30/2012	113.71
53402300	AWWSC Gen Tax OPEX	CF	9300002270	9/30/2012	202.94
53402300	AWWSC Gen Tax OPEX	CF	9300002271	9/30/2012	640.46
53402300	AWWSC Gen Tax OPEX	CF	9300002272	9/30/2012	13.77
53402300	AWWSC Gen Tax OPEX	CF	9300002273	9/30/2012	61.40
53402300	AWWSC Gen Tax OPEX	CF	9300002274	9/30/2012	14.10
53402300	AWWSC Gen Tax OPEX	CF	9300002275	9/30/2012	0.98
53402300	AWWSC Gen Tax OPEX	CF	9300002276	9/30/2012	1.07
53402300	AWWSC Gen Tax OPEX	CF	9300002277	9/30/2012	49.55
53402300	AWWSC Gen Tax OPEX	CF	9300002278	9/30/2012	0.65
53402300	AWWSC Gen Tax OPEX	CF	9300002279	9/30/2012	0.32
53402300	AWWSC Gen Tax OPEX	CF	9300002280	9/30/2012	5.24
53402300	AWWSC Gen Tax OPEX	CF	9300002281	9/30/2012	1.07
53402300	AWWSC Gen Tax OPEX	CF	9300002282	9/30/2012	6.00
53402300	AWWSC Gen Tax OPEX	CF	9300002284	9/30/2012	0.88
53402300	AWWSC Gen Tax OPEX	CF	9300002285	9/30/2012	1,710.95
53402300	AWWSC Gen Tax OPEX	CF	9300002286	9/30/2012	(0.22)
53402300	AWWSC Gen Tax OPEX	CF	9300002287	9/30/2012	33.62
53402300	AWWSC Gen Tax OPEX	CF	9300002288	9/30/2012	1,237.19
53402300	AWWSC Gen Tax OPEX	CF	9300002291	9/30/2012	45.20
53402300	AWWSC Gen Tax OPEX	CF	9300002292	9/30/2012	49.83
53402300	AWWSC Gen Tax OPEX	CF	9300002293	9/30/2012	29.79
53402300	AWWSC Gen Tax OPEX	CF	9300002298	9/30/2012	28.60
53402300	AWWSC Gen Tax OPEX	CF	9300002299	9/30/2012	185.33
53402300	AWWSC Gen Tax OPEX	CF	9300002300	9/30/2012	86.96
53402300	AWWSC Gen Tax OPEX	CF	9300002301	9/30/2012	7.35
53402300	AWWSC Gen Tax OPEX	CF	9300002302	9/30/2012	26.37
53402300	AWWSC Gen Tax OPEX	CF	9300002303	9/30/2012	3.63
53402300	AWWSC Gen Tax OPEX	CF	9300002305	9/30/2012	72.94
53402300	AWWSC Gen Tax OPEX	CF	9300002307	9/30/2012	15.21
53402300	AWWSC Gen Tax OPEX	CF	9300002308	9/30/2012	52.37
53402300	AWWSC Gen Tax OPEX	CF	9300002309	9/30/2012	62.47
53402300	AWWSC Gen Tax OPEX	CF	9300002310	9/30/2012	14.84
53402300	AWWSC Gen Tax OPEX	CF	9300002313	9/30/2012	0.17
53402300	AWWSC Gen Tax OPEX	CF	9300002314	9/30/2012	0.75
53402300	AWWSC Gen Tax OPEX	CF	9300002315	9/30/2012	33.64
53402300	AWWSC Gen Tax OPEX	CF	9300002317	9/30/2012	8.64
53402300	AWWSC Gen Tax OPEX	CF	9300002318	9/30/2012	1.86
53402300	AWWSC Gen Tax OPEX	CF	9300002319	9/30/2012	8.17
53402300	AWWSC Gen Tax OPEX	CF	9300002321	9/30/2012	(5.14)
53402300	AWWSC Gen Tax OPEX	CF	9300002322	9/30/2012	19.85
53402300	AWWSC Gen Tax OPEX	CF	9300002323	9/30/2012	(1.32)
53402300	AWWSC Gen Tax OPEX	CF	9300002324	9/30/2012	29.13
53402300	AWWSC Gen Tax OPEX	CF	9300002325	9/30/2012	3.82
53402300	AWWSC Gen Tax OPEX	CF	9300002326	9/30/2012	(0.23)
53402300	AWWSC Gen Tax OPEX	CF	9300002327	9/30/2012	11.56
53402300	AWWSC Gen Tax OPEX	CF	9300002328	9/30/2012	14.60
53402300	AWWSC Gen Tax OPEX	CF	9300002332	9/30/2012	4.59
53402300	AWWSC Gen Tax OPEX	CF	9300002334	9/30/2012	9.97
53402300	AWWSC Gen Tax OPEX	CF	9300002335	9/30/2012	26.19
53402300	AWWSC Gen Tax OPEX	CF	9300002336	9/30/2012	124.94
53402300	AWWSC Gen Tax OPEX	CF	9300002337	9/30/2012	10.80

Kentucky American Water Company  
Case No. 2012-00520  
Response to PSC DR1, Item 31

Account	Description	Doc Type	Document Number	Posting Date	Amount
53402300	AWWSC Gen Tax OPEX	CF	9300002344	9/30/2012	4.59
53402300	AWWSC Gen Tax OPEX	CF	9300002361	9/30/2012	53.04
53402300	AWWSC Gen Tax OPEX	CF	9300002362	9/30/2012	26.99
53402300	AWWSC Gen Tax OPEX	CF	9300002363	9/30/2012	211.04
53402300	AWWSC Gen Tax OPEX	CF	9300002364	9/30/2012	74.32
53402300	AWWSC Gen Tax OPEX	CF	9300002365	9/30/2012	43.57
53402300	AWWSC Gen Tax OPEX	CF	9300002366	9/30/2012	67.09
53402300	AWWSC Gen Tax OPEX	CF	9300002367	9/30/2012	112.67
53402300	AWWSC Gen Tax OPEX	CF	9300002368	9/30/2012	102.38
53402300	AWWSC Gen Tax OPEX	CF	9300002369	9/30/2012	48.38
53402300	AWWSC Gen Tax OPEX	CF	9300002370	9/30/2012	12.18
53402300	AWWSC Gen Tax OPEX	CF	9300002371	9/30/2012	105.20
53402300	AWWSC Gen Tax OPEX	CF	9300002373	9/30/2012	3.66
53402300	AWWSC Gen Tax OPEX	CF	9300002374	9/30/2012	55.65
53402300	AWWSC Gen Tax OPEX	CF	9300002375	9/30/2012	3,401.03
53402300	AWWSC Gen Tax OPEX	CF	9300002376	9/30/2012	43.55
53402300	AWWSC Gen Tax OPEX	CF	9300002380	9/30/2012	256.35
53402300	AWWSC Gen Tax OPEX	CF	9300002381	9/30/2012	105.89
53402300	AWWSC Gen Tax OPEX	CF	9300002382	9/30/2012	81.69
53402300	AWWSC Gen Tax OPEX	CF	9300002383	9/30/2012	156.94
53402300	AWWSC Gen Tax OPEX	CF	9300002384	9/30/2012	33.87
53402300	AWWSC Gen Tax OPEX	CF	9300002385	9/30/2012	78.16
53402300	AWWSC Gen Tax OPEX	CF	9300002386	9/30/2012	71.49
53402300	AWWSC Gen Tax OPEX	CF	9300002387	9/30/2012	71.02
53402300	AWWSC Gen Tax OPEX	CF	9300002388	9/30/2012	440.97
53402300	AWWSC Gen Tax OPEX	CF	9300002390	9/30/2012	17.89
53402300	AWWSC Gen Tax OPEX	CF	9300002391	9/30/2012	50.71
53402300	AWWSC Gen Tax OPEX	CF	9300002392	9/30/2012	11.27
53402300	AWWSC Gen Tax OPEX	CF	9300002394	9/30/2012	15.00
53402300	AWWSC Gen Tax OPEX	CF	9300002396	9/30/2012	32.38
53402300	AWWSC Gen Tax OPEX	CF	9300002397	9/30/2012	3.94
53402300	AWWSC Gen Tax OPEX	CF	9300002400	9/30/2012	47.68
53402300	AWWSC Gen Tax OPEX	CF	9300002401	9/30/2012	18.59
53402300	AWWSC Gen Tax OPEX	CF	9300002405	9/30/2012	(0.51)
53402300	AWWSC Gen Tax OPEX	CF	9300002406	9/30/2012	2.60
53402300	AWWSC Gen Tax OPEX	CF	9300002407	9/30/2012	(5.81)
53402300	AWWSC Gen Tax OPEX	CF	9300002410	9/30/2012	(0.94)
53402300	AWWSC Gen Tax OPEX	CF	9300002413	9/30/2012	126.61
53402300	AWWSC Gen Tax OPEX	CF	9300002414	9/30/2012	267.11
53402300	AWWSC Gen Tax OPEX	CF	9300002415	9/30/2012	63.65
53402300	AWWSC Gen Tax OPEX	CF	9300002416	9/30/2012	6.88
53402300	AWWSC Gen Tax OPEX	CF	9300002417	9/30/2012	71.66
53402300	AWWSC Gen Tax OPEX	CF	9300002419	9/30/2012	21.99
53402300	AWWSC Gen Tax OPEX	CF	9300002421	9/30/2012	0.55
53402300	AWWSC Gen Tax OPEX	CF	9300002422	9/30/2012	16.29
53402300	AWWSC Gen Tax OPEX	CF	9300002424	9/30/2012	64.97
53402300	AWWSC Gen Tax OPEX	CF	9300002425	9/30/2012	19.87
53402300	AWWSC Gen Tax OPEX	CF	9300002428	9/30/2012	236.71
53402300	AWWSC Gen Tax OPEX	CF	9300002430	9/30/2012	19.25
53402300	AWWSC Gen Tax OPEX	CF	9300002434	9/30/2012	1.88
53402300	AWWSC Gen Tax OPEX	CF	9300002436	9/30/2012	(0.05)
53402300	AWWSC Gen Tax OPEX	CF	9300002437	9/30/2012	(0.79)
53402300	AWWSC Gen Tax OPEX	CF	9300002438	9/30/2012	(1.12)

Kentucky American Water Company  
Case No. 2012-00520  
Response to PSC DR1, Item 31

Account	Description	Doc Type	Document Number	Posting Date	Amount
53402300	AWWSC Gen Tax OPEX	CF	9300002439	9/30/2012	(1.44)
53402300	AWWSC Gen Tax OPEX	CF	9300002441	9/30/2012	80.24
53402300	AWWSC Gen Tax OPEX	CF	9300002442	9/30/2012	51.06
53402300	AWWSC Gen Tax OPEX	CF	9300002443	9/30/2012	36.14
53402300	AWWSC Gen Tax OPEX	CF	9300002444	9/30/2012	123.25
53402300	AWWSC Gen Tax OPEX	CF	9300002445	9/30/2012	7.17
53402300	AWWSC Gen Tax OPEX	CF	9300002446	9/30/2012	(93.14)
53402300	AWWSC Gen Tax OPEX	CF	9300002447	9/30/2012	25.03
53402300	AWWSC Gen Tax OPEX	CF	9300002450	9/30/2012	21.30
53402300	AWWSC Gen Tax OPEX	CF	9300002452	9/30/2012	30.93
53402300	AWWSC Gen Tax OPEX	CF	9300002453	9/30/2012	94.85
53402300	AWWSC Gen Tax OPEX	CF	9300002454	9/30/2012	93.02
53402300	AWWSC Gen Tax OPEX	CF	9300002456	9/30/2012	33.38
53402300	AWWSC Gen Tax OPEX	CF	9300002457	9/30/2012	(6.80)
53402300	AWWSC Gen Tax OPEX	CF	9300002458	9/30/2012	24.73
53402300	AWWSC Gen Tax OPEX	CF	9300002459	9/30/2012	3.32
53402300	AWWSC Gen Tax OPEX	CF	9300002460	9/30/2012	104.01
53402300	AWWSC Gen Tax OPEX	CF	9300002461	9/30/2012	197.68
53402300	AWWSC Gen Tax OPEX	CF	9300002466	9/30/2012	844.78
53402300	AWWSC Gen Tax OPEX	CF	9300002467	9/30/2012	(1.37)
53402300	AWWSC Gen Tax OPEX	CF	9300002469	9/30/2012	1.12
53402300	AWWSC Gen Tax OPEX	CF	9300002470	9/30/2012	137.48
53402300	AWWSC Gen Tax OPEX	CF	9300002471	9/30/2012	(0.22)
53402300	AWWSC Gen Tax OPEX	CF	9300002472	9/30/2012	(0.43)
53402300	AWWSC Gen Tax OPEX	CF	9300002476	9/30/2012	2.10
53402300	AWWSC Gen Tax OPEX	CF	9300002477	9/30/2012	15.29
53402300	AWWSC Gen Tax OPEX	CF	9300002478	9/30/2012	0.46
53402300	AWWSC Gen Tax OPEX	CF	9300002479	9/30/2012	0.35
53402300	AWWSC Gen Tax OPEX	CF	9300002480	9/30/2012	(1.32)
53402300	AWWSC Gen Tax OPEX	CF	9300002481	9/30/2012	2.19
53402300	AWWSC Gen Tax OPEX	CF	9300002482	9/30/2012	0.53
53402300	AWWSC Gen Tax OPEX	CF	9300002483	9/30/2012	(1.70)
53402300	AWWSC Gen Tax OPEX	CF	9300002484	9/30/2012	22.30
53402300	AWWSC Gen Tax OPEX	CF	9300002485	9/30/2012	10.20
53402300	AWWSC Gen Tax OPEX	CF	9300002486	9/30/2012	6.32
53402300	AWWSC Gen Tax OPEX	CF	9300002487	9/30/2012	(42.69)
53402300	AWWSC Gen Tax OPEX	CF	9300002492	9/30/2012	104.46
53402300	AWWSC Gen Tax OPEX	CF	9300002496	9/30/2012	(0.08)
53402300	AWWSC Gen Tax OPEX	CF	9300002498	9/30/2012	242.21
53402300	AWWSC Gen Tax OPEX	CF	9300002499	9/30/2012	49.94
53402300	AWWSC Gen Tax OPEX	CF	9300002501	9/30/2012	90.23
53402300	AWWSC Gen Tax OPEX	CF	9300002503	9/30/2012	216.97
53402300	AWWSC Gen Tax OPEX	CF	9300002504	9/30/2012	104.34
53402300	AWWSC Gen Tax OPEX	CF	9300002505	9/30/2012	33.00
53402300	AWWSC Gen Tax OPEX	CF	9300002507	9/30/2012	63.31
53402300	AWWSC Gen Tax OPEX	CF	9300002508	9/30/2012	56.45
53402300	AWWSC Gen Tax OPEX	CF	9300002510	9/30/2012	29.81
53402300	AWWSC Gen Tax OPEX	CF	9300002511	9/30/2012	55.13
53402300	AWWSC Gen Tax OPEX	CF	9300002512	9/30/2012	49.90
53402300	AWWSC Gen Tax OPEX	CF	9300002514	9/30/2012	93.03
53402300	AWWSC Gen Tax OPEX	CF	9300002515	9/30/2012	10.19
53402300	AWWSC Gen Tax OPEX	CF	9300002516	9/30/2012	43.16
53402300	AWWSC Gen Tax OPEX	CF	9300002517	9/30/2012	59.46

Kentucky American Water Company  
Case No. 2012-00520  
Response to PSC DR1, Item 31

Account	Description	Doc Type	Document Number	Posting Date	Amount
53402300	AWWSC Gen Tax OPEX	CF	9300002518	9/30/2012	(31.92)
53402300	AWWSC Gen Tax OPEX	CF	9300002519	9/30/2012	(113.27)
53402300	AWWSC Gen Tax OPEX	CF	9300002520	9/30/2012	40.36
53402300	AWWSC Gen Tax OPEX	CF	9300002521	9/30/2012	(8.15)
53402300	AWWSC Gen Tax OPEX	CF	9300002522	9/30/2012	445.33
53402300	AWWSC Gen Tax OPEX	CF	9300002523	9/30/2012	(46.63)
53402300	AWWSC Gen Tax OPEX	CF	9300002524	9/30/2012	294.57
53402300	AWWSC Gen Tax OPEX	CF	9300002525	9/30/2012	256.12
53402300	AWWSC Gen Tax OPEX	CF	9300002526	9/30/2012	523.13
53402300	AWWSC Gen Tax OPEX	CF	9300002529	9/30/2012	200.45
53402300	AWWSC Gen Tax OPEX	CF	9300002530	9/30/2012	131.23
53402300	AWWSC Gen Tax OPEX	CF	9300002531	9/30/2012	752.20
53402300	AWWSC Gen Tax OPEX	CF	9300002532	9/30/2012	14.68
53402300	AWWSC Gen Tax OPEX	CF	9300002533	9/30/2012	81.72
53402300	AWWSC Gen Tax OPEX	CF	9300002534	9/30/2012	247.37
53402300	AWWSC Gen Tax OPEX	CF	9300002535	9/30/2012	(28.03)
53402300	AWWSC Gen Tax OPEX	CF	9300002536	9/30/2012	(197.51)
53402300	AWWSC Gen Tax OPEX	CF	9300002537	9/30/2012	3.14
53402300	AWWSC Gen Tax OPEX	CF	9300002538	9/30/2012	67.82
53402300	AWWSC Gen Tax OPEX	CF	9300002539	9/30/2012	(28.51)
53402300	AWWSC Gen Tax OPEX	CF	9300002540	9/30/2012	37.44
53402300	AWWSC Gen Tax OPEX	CF	9300002541	9/30/2012	(161.26)
53402300	AWWSC Gen Tax OPEX	CF	9300002542	9/30/2012	(8.68)
53402300	AWWSC Gen Tax OPEX	CF	9300002673	9/30/2012	9.15
53402300	AWWSC Gen Tax OPEX	CF	9300002673	9/30/2012	2.00
53402300	AWWSC Gen Tax OPEX	CF	9300002674	9/30/2012	0.30
53402300	AWWSC Gen Tax OPEX	CF	9300002674	9/30/2012	12.91
53402300	AWWSC Gen Tax OPEX	CF	9300002674	9/30/2012	18.98
53402300	AWWSC Gen Tax OPEX	CF	9300002674	9/30/2012	(7.51)
53402300	AWWSC Gen Tax OPEX	CF	9300002675	9/30/2012	0.22
53402300	AWWSC Gen Tax OPEX	CF	9300002675	9/30/2012	(0.11)
53402300	AWWSC Gen Tax OPEX	CF	9300002675	9/30/2012	8.97
53402300	AWWSC Gen Tax OPEX	CF	9300002676	9/30/2012	8.24
53402300	AWWSC Gen Tax OPEX	CF	9300002676	9/30/2012	32.14
53402300	AWWSC Gen Tax OPEX	CF	9300002676	9/30/2012	407.36
53402300	AWWSC Gen Tax OPEX	CF	9300002676	9/30/2012	7.21
53402300	AWWSC Gen Tax OPEX	CF	9300002677	9/30/2012	9.74
53402300	AWWSC Gen Tax OPEX	CF	9300002677	9/30/2012	7.85
53402300	AWWSC Gen Tax OPEX	CF	9300002677	9/30/2012	60.24
53402300	AWWSC Gen Tax OPEX	CF	9300002678	9/30/2012	17.05
53402300	AWWSC Gen Tax OPEX	CF	9300002678	9/30/2012	53.72
53402300	AWWSC Gen Tax OPEX	CF	9300002679	9/30/2012	(50.10)
53402300	AWWSC Gen Tax OPEX	CF	9300002679	9/30/2012	1.72
53402300	AWWSC Gen Tax OPEX	CF	9300002679	9/30/2012	0.71
53402300	AWWSC Gen Tax OPEX	CF	9300002680	9/30/2012	97.06
53402300	AWWSC Gen Tax OPEX	CF	9300002680	9/30/2012	15.25
53402300	AWWSC Gen Tax OPEX	CF	9300002680	9/30/2012	10.27
53402300	AWWSC Gen Tax OPEX	CF	9300002680	9/30/2012	(4.52)
53402300	AWWSC Gen Tax OPEX	CF	9300002680	9/30/2012	11.01
53402300	AWWSC Gen Tax OPEX	CF	9300002681	9/30/2012	21.78
53402300	AWWSC Gen Tax OPEX	CF	9300002681	9/30/2012	47.15
53402300	AWWSC Gen Tax OPEX	CF	9300002681	9/30/2012	21.67
53402300	AWWSC Gen Tax OPEX	CF	9300002681	9/30/2012	7.59

Kentucky American Water Company  
Case No. 2012-00520  
Response to PSC DR1, Item 31

Account	Description	Doc Type	Document Number	Posting Date	Amount
53402300	AWWSC Gen Tax OPEX	CF	9300002681	9/30/2012	(0.59)
53402300	AWWSC Gen Tax OPEX	CF	9300002681	9/30/2012	2.71
53402300	AWWSC Gen Tax OPEX	CF	9300002682	9/30/2012	41.98
53402300	AWWSC Gen Tax OPEX	CF	9300002682	9/30/2012	(0.04)
53402300	AWWSC Gen Tax OPEX	CF	9300002682	9/30/2012	24.46
53402300	AWWSC Gen Tax OPEX	CF	9300002683	9/30/2012	116.39
53402300	AWWSC Gen Tax OPEX	CF	9300002683	9/30/2012	8.91
53402300	AWWSC Gen Tax OPEX	CF	9300002683	9/30/2012	128.43
53402300	AWWSC Gen Tax OPEX	CF	9300002683	9/30/2012	1.13
53402300	AWWSC Gen Tax OPEX	CF	9300002684	9/30/2012	45.58
53402300	AWWSC Gen Tax OPEX	CF	9300002684	9/30/2012	95.06
53402300	AWWSC Gen Tax OPEX	CF	9300002684	9/30/2012	88.72
53402300	AWWSC Gen Tax OPEX	CF	9300002684	9/30/2012	3.68
53402300	AWWSC Gen Tax OPEX	CF	9300002685	9/30/2012	(20.01)
53402300	AWWSC Gen Tax OPEX	CF	9300002685	9/30/2012	41.33
53402300	AWWSC Gen Tax OPEX	CF	9300002685	9/30/2012	3.07
53402300	AWWSC Gen Tax OPEX	CF	9300002686	9/30/2012	0.71
53402300	AWWSC Gen Tax OPEX	CF	9300002686	9/30/2012	15.42
53402300	AWWSC Gen Tax OPEX	CF	9300002686	9/30/2012	(1.14)
53402300	AWWSC Gen Tax OPEX	CF	9300002686	9/30/2012	(0.05)
53402300	AWWSC Gen Tax OPEX	CF	9300002687	9/30/2012	5.99
53402300	AWWSC Gen Tax OPEX	CF	9300002687	9/30/2012	25.18
53402300	AWWSC Gen Tax OPEX	CF	9300002688	9/30/2012	23.42
53402300	AWWSC Gen Tax OPEX	CF	9300002688	9/30/2012	21.94
53402300	AWWSC Gen Tax OPEX	CF	9300002688	9/30/2012	19.51
53402300	AWWSC Gen Tax OPEX	CF	9300002688	9/30/2012	(6.84)
53402300	AWWSC Gen Tax OPEX	CF	9300002688	9/30/2012	12.65
53402300	AWWSC Gen Tax OPEX	CF	9300002689	9/30/2012	(1.78)
53402300	AWWSC Gen Tax OPEX	CF	9300002689	9/30/2012	46.09
53402300	AWWSC Gen Tax OPEX	CF	9300002689	9/30/2012	10.85
53402300	AWWSC Gen Tax OPEX	CF	9300002689	9/30/2012	34.94
53402300	AWWSC Gen Tax OPEX	CF	9300002690	9/30/2012	1.88
53402300	AWWSC Gen Tax OPEX	CF	9300002690	9/30/2012	0.03
53402300	AWWSC Gen Tax OPEX	CF	9300002690	9/30/2012	0.02
53402300	AWWSC Gen Tax OPEX	CF	9300002690	9/30/2012	0.02
53402300	AWWSC Gen Tax OPEX	CF	9300002691	9/30/2012	0.11
53402300	AWWSC Gen Tax OPEX	CF	9300002691	9/30/2012	0.05
53402300	AWWSC Gen Tax OPEX	CF	9300002691	9/30/2012	90.35
53402300	AWWSC Gen Tax OPEX	CF	9300002691	9/30/2012	2.19
53402300	AWWSC Gen Tax OPEX	CF	9300002692	9/30/2012	68.36
53402300	AWWSC Gen Tax OPEX	CF	9300002692	9/30/2012	(14.69)
53402300	AWWSC Gen Tax OPEX	CF	9300002692	9/30/2012	303.71
53402300	AWWSC Gen Tax OPEX	CF	9300002692	9/30/2012	123.60
53402300	AWWSC Gen Tax OPEX	CF	9300002692	9/30/2012	7.20
53402300	AWWSC Gen Tax OPEX	CF	9300002693	9/30/2012	3.41
53402300	AWWSC Gen Tax OPEX	CF	9300002693	9/30/2012	(0.03)
53402300	AWWSC Gen Tax OPEX	CF	9300002693	9/30/2012	0.01
53402300	AWWSC Gen Tax OPEX	CF	9300002694	9/30/2012	1.39
53402300	AWWSC Gen Tax OPEX	CF	9300002694	9/30/2012	0.01
53402400	AWWSC Interest OPEX	CF	9300002470	9/30/2012	19.42
53402400	AWWSC Interest OPEX	CF	9300002505	9/30/2012	69.56
53402400	AWWSC Interest OPEX	CF	9300002675	9/30/2012	958.33
53402400	AWWSC Interest OPEX	CF	9300002676	9/30/2012	5.69



Kentucky American Water Company  
Case No. 2012-00520  
Response to PSC DR1, Item 31

Account	Description	Doc Type	Document Number	Posting Date	Amount
53402400	AWWSC Interest OPEX	CF	9300002678	9/30/2012	0.70
53402400	AWWSC Interest OPEX	CF	9300002681	9/30/2012	584.45
53402400	AWWSC Interest OPEX	CF	9300002683	9/30/2012	1,878.35
53402400	AWWSC Interest OPEX	CF	9300002684	9/30/2012	5.75
53402400	AWWSC Interest OPEX	CF	9300002684	9/30/2012	49.16
53402400	AWWSC Interest OPEX	CF	9300002685	9/30/2012	31.63
53402400	AWWSC Interest OPEX	CF	9300002686	9/30/2012	523.63
53402400	AWWSC Interest OPEX	CF	9300002687	9/30/2012	4.38
53402400	AWWSC Interest OPEX	CF	9300002689	9/30/2012	183.85
53402400	AWWSC Interest OPEX	CF	9300002690	9/30/2012	0.11
53402400	AWWSC Interest OPEX	CF	9300002692	9/30/2012	199.41
53402400	AWWSC Interest OPEX	CF	9300002693	9/30/2012	14.04
53402500	AWWSC Oth Inc OPEX	CF	9300002375	9/30/2012	826.04
53402500	AWWSC Oth Inc OPEX	CF	9300002455	9/30/2012	482.35
53402500	AWWSC Oth Inc OPEX	CF	9300002673	9/30/2012	88.60
53402500	AWWSC Oth Inc OPEX	CF	9300002673	9/30/2012	64.25
53402500	AWWSC Oth Inc OPEX	CF	9300002673	9/30/2012	114.60
53402500	AWWSC Oth Inc OPEX	CF	9300002674	9/30/2012	0.15
53402500	AWWSC Oth Inc OPEX	CF	9300002674	9/30/2012	232.26
53402500	AWWSC Oth Inc OPEX	CF	9300002674	9/30/2012	0.06
53402500	AWWSC Oth Inc OPEX	CF	9300002674	9/30/2012	206.10
53402500	AWWSC Oth Inc OPEX	CF	9300002675	9/30/2012	89.19
53402500	AWWSC Oth Inc OPEX	CF	9300002675	9/30/2012	0.08
53402500	AWWSC Oth Inc OPEX	CF	9300002675	9/30/2012	54.87
53402500	AWWSC Oth Inc OPEX	CF	9300002676	9/30/2012	236.64
53402500	AWWSC Oth Inc OPEX	CF	9300002676	9/30/2012	60.28
53402500	AWWSC Oth Inc OPEX	CF	9300002676	9/30/2012	405.95
53402500	AWWSC Oth Inc OPEX	CF	9300002677	9/30/2012	8.57
53402500	AWWSC Oth Inc OPEX	CF	9300002677	9/30/2012	97.77
53402500	AWWSC Oth Inc OPEX	CF	9300002677	9/30/2012	28.45
53402500	AWWSC Oth Inc OPEX	CF	9300002677	9/30/2012	0.09
53402500	AWWSC Oth Inc OPEX	CF	9300002678	9/30/2012	7.66
53402500	AWWSC Oth Inc OPEX	CF	9300002678	9/30/2012	0.07
53402500	AWWSC Oth Inc OPEX	CF	9300002680	9/30/2012	25.17
53402500	AWWSC Oth Inc OPEX	CF	9300002682	9/30/2012	89.90
53402500	AWWSC Oth Inc OPEX	CF	9300002682	9/30/2012	9.74
53402500	AWWSC Oth Inc OPEX	CF	9300002686	9/30/2012	455.74
53402500	AWWSC Oth Inc OPEX	CF	9300002689	9/30/2012	0.90
53402500	AWWSC Oth Inc OPEX	CF	9300002690	9/30/2012	0.02
53402500	AWWSC Oth Inc OPEX	CF	9300002691	9/30/2012	0.06
53402500	AWWSC Oth Inc OPEX	CF	9300002691	9/30/2012	0.18
53402500	AWWSC Oth Inc OPEX	CF	9300002692	9/30/2012	164.49
53402500	AWWSC Oth Inc OPEX	CF	9300002692	9/30/2012	124.55
53402500	AWWSC Oth Inc OPEX	CF	9300002693	9/30/2012	6.45
53402500	AWWSC Oth Inc OPEX	CF	9300002693	9/30/2012	0.01
53402500	AWWSC Oth Inc OPEX	CF	9300002693	9/30/2012	0.72
53402500	AWWSC Oth Inc OPEX	CF	9300002694	9/30/2012	24.99
53402600	AWWSC Inc Tax OPEX	CF	9300002676	9/30/2012	5,928.99
53481000	AWWSC Labor CAPX	CF	9300001858	9/30/2012	270.97
53481000	AWWSC Labor CAPX	CF	9300001859	9/30/2012	20.71
53481000	AWWSC Labor CAPX	CF	9300001860	9/30/2012	296.85
53481000	AWWSC Labor CAPX	CF	9300001861	9/30/2012	1,772.66
53481000	AWWSC Labor CAPX	CF	9300001861	9/30/2012	156.82

## Kentucky American Water Company

Case No. 2012-00520

Response to PSC DR1, Item 31

Account	Description	Doc Type	Document Number	Posting Date	Amount
53481000	AWWSC Labor CAPX	CF	9300001862	9/30/2012	2,122.48
53481000	AWWSC Labor CAPX	CF	9300001862	9/30/2012	158.82
53481000	AWWSC Labor CAPX	CF	9300001863	9/30/2012	654.45
53481000	AWWSC Labor CAPX	CF	9300001864	9/30/2012	5,668.42
53481000	AWWSC Labor CAPX	CF	9300001864	9/30/2012	797.83
53481000	AWWSC Labor CAPX	CF	9300001865	9/30/2012	497.57
53481000	AWWSC Labor CAPX	CF	9300001866	9/30/2012	203.83
53481000	AWWSC Labor CAPX	CF	9300001867	9/30/2012	107.91
53481000	AWWSC Labor CAPX	CF	9300001868	9/30/2012	8.41
53481000	AWWSC Labor CAPX	CF	9300001869	9/30/2012	2,359.68
53481000	AWWSC Labor CAPX	CF	9300001879	9/30/2012	350.41
53481000	AWWSC Labor CAPX	CF	9300001880	9/30/2012	1,274.46
53481000	AWWSC Labor CAPX	CF	9300001881	9/30/2012	1,769.28
53481000	AWWSC Labor CAPX	CF	9300001882	9/30/2012	426.48
53481000	AWWSC Labor CAPX	CF	9300001883	9/30/2012	2,585.21
53481000	AWWSC Labor CAPX	CF	9300001885	9/30/2012	361.88
53481000	AWWSC Labor CAPX	CF	9300001886	9/30/2012	15.94
53481000	AWWSC Labor CAPX	CF	9300001887	9/30/2012	0.73
53481000	AWWSC Labor CAPX	CF	9300001887	9/30/2012	1,488.38
53481000	AWWSC Labor CAPX	CF	9300001888	9/30/2012	1,530.45
53481000	AWWSC Labor CAPX	CF	9300001889	9/30/2012	9,784.94
53481000	AWWSC Labor CAPX	CF	9300001890	9/30/2012	538.78
53481000	AWWSC Labor CAPX	CF	9300001891	9/30/2012	318.76
53481000	AWWSC Labor CAPX	CF	9300001892	9/30/2012	80.32
53481000	AWWSC Labor CAPX	CF	9300001894	9/30/2012	409.43
53481000	AWWSC Labor CAPX	CF	9300001896	9/30/2012	319.25
53481000	AWWSC Labor CAPX	CF	9300001898	9/30/2012	412.37
53481000	AWWSC Labor CAPX	CF	9300001900	9/30/2012	(11.20)
53481000	AWWSC Labor CAPX	CF	9300001902	9/30/2012	536.94
53481000	AWWSC Labor CAPX	CF	9300001904	9/30/2012	188.99
53481000	AWWSC Labor CAPX	CF	9300001906	9/30/2012	208.57
53481000	AWWSC Labor CAPX	CF	9300001908	9/30/2012	338.22
53481000	AWWSC Labor CAPX	CF	9300001910	9/30/2012	209.07
53481000	AWWSC Labor CAPX	CF	9300001912	9/30/2012	155.65
53481000	AWWSC Labor CAPX	CF	9300001914	9/30/2012	482.90
53481000	AWWSC Labor CAPX	CF	9300001916	9/30/2012	71.44
53481000	AWWSC Labor CAPX	CF	9300001922	9/30/2012	581.93
53481000	AWWSC Labor CAPX	CF	9300001924	9/30/2012	534.69
53481000	AWWSC Labor CAPX	CF	9300001926	9/30/2012	545.53
53481000	AWWSC Labor CAPX	CF	9300001928	9/30/2012	153.03
53481000	AWWSC Labor CAPX	CF	9300001930	9/30/2012	437.18
53481000	AWWSC Labor CAPX	CF	9300001932	9/30/2012	462.74
53481000	AWWSC Labor CAPX	CF	9300001934	9/30/2012	3,087.25
53481000	AWWSC Labor CAPX	CF	9300001936	9/30/2012	1,116.37
53481000	AWWSC Labor CAPX	CF	9300001938	9/30/2012	1,438.72
53481000	AWWSC Labor CAPX	CF	9300001940	9/30/2012	397.77
53481000	AWWSC Labor CAPX	CF	9300001942	9/30/2012	397.77
53481000	AWWSC Labor CAPX	CF	9300001944	9/30/2012	397.77
53481000	AWWSC Labor CAPX	CF	9300001946	9/30/2012	161.25
53481000	AWWSC Labor CAPX	CF	9300001948	9/30/2012	161.25
53481000	AWWSC Labor CAPX	CF	9300001950	9/30/2012	(86.60)
53481000	AWWSC Labor CAPX	CF	9300001952	9/30/2012	(147.00)
53481000	AWWSC Labor CAPX	CF	9300001976	9/30/2012	(273.97)

## Kentucky American Water Company

Case No. 2012-00520

Response to PSC DR1, Item 31

Account	Description	Doc Type	Document Number	Posting Date	Amount
53481000	AWWSC Labor CAPX	CF	9300001977	9/30/2012	491.52
53481000	AWWSC Labor CAPX	CF	9300002003	9/30/2012	455.44
53481000	AWWSC Labor CAPX	CF	9300002005	9/30/2012	411.80
53481000	AWWSC Labor CAPX	CF	9300002006	9/30/2012	(11.70)
53481000	AWWSC Labor CAPX	CF	9300002008	9/30/2012	101.54
53481000	AWWSC Labor CAPX	CF	9300002010	9/30/2012	36.04
53481000	AWWSC Labor CAPX	CF	9300002011	9/30/2012	(11.70)
53481000	AWWSC Labor CAPX	CF	9300002042	9/30/2012	604.39
53481000	AWWSC Labor CAPX	CF	9300002044	9/30/2012	2,822.99
53481000	AWWSC Labor CAPX	CF	9300002045	9/30/2012	127.34
53481000	AWWSC Labor CAPX	CF	9300002048	9/30/2012	5,224.31
53481000	AWWSC Labor CAPX	CF	9300002048	9/30/2012	287.60
53481000	AWWSC Labor CAPX	CF	9300002049	9/30/2012	463.00
53481000	AWWSC Labor CAPX	CF	9300002049	9/30/2012	16.72
53481000	AWWSC Labor CAPX	CF	9300002050	9/30/2012	2.68
53481000	AWWSC Labor CAPX	CF	9300002051	9/30/2012	(1.84)
53481000	AWWSC Labor CAPX	CF	9300002052	9/30/2012	7.14
53481000	AWWSC Labor CAPX	CF	9300002054	9/30/2012	(6.02)
53481000	AWWSC Labor CAPX	CF	9300002054	9/30/2012	(9.56)
53481000	AWWSC Labor CAPX	CF	9300002055	9/30/2012	477.30
53481000	AWWSC Labor CAPX	CF	9300002055	9/30/2012	16.72
53481000	AWWSC Labor CAPX	CF	9300002056	9/30/2012	(1.84)
53481000	AWWSC Labor CAPX	CF	9300002057	9/30/2012	7.15
53481000	AWWSC Labor CAPX	CF	9300002059	9/30/2012	0.24
53481000	AWWSC Labor CAPX	CF	9300002059	9/30/2012	(9.56)
53481000	AWWSC Labor CAPX	CF	9300002060	9/30/2012	356.33
53481000	AWWSC Labor CAPX	CF	9300002062	9/30/2012	356.33
53481000	AWWSC Labor CAPX	CF	9300002064	9/30/2012	302.45
53481000	AWWSC Labor CAPX	CF	9300002065	9/30/2012	(14.18)
53481000	AWWSC Labor CAPX	CF	9300002067	9/30/2012	316.62
53481000	AWWSC Labor CAPX	CF	9300002069	9/30/2012	673.01
53481000	AWWSC Labor CAPX	CF	9300002071	9/30/2012	12.89
53481000	AWWSC Labor CAPX	CF	9300002072	9/30/2012	695.10
53481000	AWWSC Labor CAPX	CF	9300002074	9/30/2012	327.22
53481000	AWWSC Labor CAPX	CF	9300002076	9/30/2012	134.33
53481000	AWWSC Labor CAPX	CF	9300002078	9/30/2012	116.52
53481000	AWWSC Labor CAPX	CF	9300002080	9/30/2012	116.52
53481000	AWWSC Labor CAPX	CF	9300002082	9/30/2012	(2.05)
53481000	AWWSC Labor CAPX	CF	9300002085	9/30/2012	(7.56)
53481000	AWWSC Labor CAPX	CF	9300002086	9/30/2012	(19.94)
53481000	AWWSC Labor CAPX	CF	9300002087	9/30/2012	409.50
53481000	AWWSC Labor CAPX	CF	9300002087	9/30/2012	19.71
53481000	AWWSC Labor CAPX	CF	9300002089	9/30/2012	289.09
53481000	AWWSC Labor CAPX	CF	9300002091	9/30/2012	(370.81)
53481000	AWWSC Labor CAPX	CF	9300002092	9/30/2012	193.00
53481000	AWWSC Labor CAPX	CF	9300002094	9/30/2012	193.00
53481000	AWWSC Labor CAPX	CF	9300002097	9/30/2012	7.76
53481000	AWWSC Labor CAPX	CF	9300002099	9/30/2012	(96.50)
53481000	AWWSC Labor CAPX	CF	9300002100	9/30/2012	548.14
53481000	AWWSC Labor CAPX	CF	9300002102	9/30/2012	(76.34)
53481000	AWWSC Labor CAPX	CF	9300002102	9/30/2012	(35.99)
53481000	AWWSC Labor CAPX	CF	9300002103	9/30/2012	1,050.19
53481000	AWWSC Labor CAPX	CF	9300002103	9/30/2012	35.99

## Kentucky American Water Company

Case No. 2012-00520

Response to PSC DR1, Item 31

Account	Description	Doc Type	Document Number	Posting Date	Amount
53481000	AWWSC Labor CAPX	CF	9300002105	9/30/2012	(1.84)
53481000	AWWSC Labor CAPX	CF	9300002106	9/30/2012	123.39
53481000	AWWSC Labor CAPX	CF	9300002106	9/30/2012	16.72
53481000	AWWSC Labor CAPX	CF	9300002108	9/30/2012	(29.23)
53481000	AWWSC Labor CAPX	CF	9300002108	9/30/2012	(9.56)
53481000	AWWSC Labor CAPX	CF	9300002109	9/30/2012	30.38
53481000	AWWSC Labor CAPX	CF	9300002109	9/30/2012	16.72
53481000	AWWSC Labor CAPX	CF	9300002111	9/30/2012	(29.22)
53481000	AWWSC Labor CAPX	CF	9300002111	9/30/2012	(9.56)
53481000	AWWSC Labor CAPX	CF	9300002112	9/30/2012	7.15
53481000	AWWSC Labor CAPX	CF	9300002113	9/30/2012	5.81
53481000	AWWSC Labor CAPX	CF	9300002113	9/30/2012	16.72
53481000	AWWSC Labor CAPX	CF	9300002115	9/30/2012	(6.02)
53481000	AWWSC Labor CAPX	CF	9300002115	9/30/2012	(9.56)
53481000	AWWSC Labor CAPX	CF	9300002116	9/30/2012	5.81
53481000	AWWSC Labor CAPX	CF	9300002116	9/30/2012	16.72
53481000	AWWSC Labor CAPX	CF	9300002117	9/30/2012	7.14
53481000	AWWSC Labor CAPX	CF	9300002119	9/30/2012	(6.02)
53481000	AWWSC Labor CAPX	CF	9300002119	9/30/2012	(9.56)
53481000	AWWSC Labor CAPX	CF	9300002120	9/30/2012	36.26
53481000	AWWSC Labor CAPX	CF	9300002120	9/30/2012	16.77
53481000	AWWSC Labor CAPX	CF	9300002122	9/30/2012	(29.28)
53481000	AWWSC Labor CAPX	CF	9300002122	9/30/2012	(9.62)
53481000	AWWSC Labor CAPX	CF	9300002123	9/30/2012	(41.44)
53481000	AWWSC Labor CAPX	CF	9300002125	9/30/2012	(41.44)
53481000	AWWSC Labor CAPX	CF	9300002127	9/30/2012	(41.44)
53481000	AWWSC Labor CAPX	CF	9300002135	9/30/2012	96.53
53481000	AWWSC Labor CAPX	CF	9300002137	9/30/2012	82.05
53481000	AWWSC Labor CAPX	CF	9300002139	9/30/2012	77.22
53481000	AWWSC Labor CAPX	CF	9300002142	9/30/2012	10.43
53481000	AWWSC Labor CAPX	CF	9300002142	9/30/2012	22.74
53481000	AWWSC Labor CAPX	CF	9300002145	9/30/2012	(1.09)
53481000	AWWSC Labor CAPX	CF	9300002146	9/30/2012	216.74
53481000	AWWSC Labor CAPX	CF	9300002148	9/30/2012	116.52
53481000	AWWSC Labor CAPX	CF	9300002150	9/30/2012	116.52
53481000	AWWSC Labor CAPX	CF	9300002154	9/30/2012	116.52
53481000	AWWSC Labor CAPX	CF	9300002156	9/30/2012	293.09
53481000	AWWSC Labor CAPX	CF	9300002161	9/30/2012	(11.52)
53481000	AWWSC Labor CAPX	CF	9300002161	9/30/2012	(20.17)
53481000	AWWSC Labor CAPX	CF	9300002162	9/30/2012	52.91
53481000	AWWSC Labor CAPX	CF	9300002162	9/30/2012	20.17
53481000	AWWSC Labor CAPX	CF	9300002164	9/30/2012	(12.61)
53481000	AWWSC Labor CAPX	CF	9300002165	9/30/2012	45.82
53481000	AWWSC Labor CAPX	CF	9300002165	9/30/2012	69.43
53481000	AWWSC Labor CAPX	CF	9300002168	9/30/2012	282.39
53481000	AWWSC Labor CAPX	CF	9300002170	9/30/2012	181.43
53481000	AWWSC Labor CAPX	CF	9300002172	9/30/2012	145.73
53481000	AWWSC Labor CAPX	CF	9300002173	9/30/2012	283.78
53481000	AWWSC Labor CAPX	CF	9300002174	9/30/2012	(87.42)
53481000	AWWSC Labor CAPX	CF	9300002175	9/30/2012	200.88
53481000	AWWSC Labor CAPX	CF	9300002178	9/30/2012	(58.74)
53481000	AWWSC Labor CAPX	CF	9300002182	9/30/2012	293.72
53481000	AWWSC Labor CAPX	CF	9300002184	9/30/2012	10.54

## Kentucky American Water Company

Case No. 2012-00520

Response to PSC DR1, Item 31

Account	Description	Doc Type	Document Number	Posting Date	Amount
53481000	AWWSC Labor CAPX	CF	9300002187	9/30/2012	13.33
53481000	AWWSC Labor CAPX	CF	9300002188	9/30/2012	13.33
53481000	AWWSC Labor CAPX	CF	9300002190	9/30/2012	1,378.24
53481000	AWWSC Labor CAPX	CF	9300002191	9/30/2012	(293.56)
53481000	AWWSC Labor CAPX	CF	9300002192	9/30/2012	13.33
53481000	AWWSC Labor CAPX	CF	9300002193	9/30/2012	28.28
53481000	AWWSC Labor CAPX	CF	9300002195	9/30/2012	759.27
53481000	AWWSC Labor CAPX	CF	9300002196	9/30/2012	(69.18)
53481000	AWWSC Labor CAPX	CF	9300002197	9/30/2012	(107.21)
53481000	AWWSC Labor CAPX	CF	9300002198	9/30/2012	(16.76)
53481000	AWWSC Labor CAPX	CF	9300002199	9/30/2012	592.48
53481000	AWWSC Labor CAPX	CF	9300002200	9/30/2012	148.86
53481000	AWWSC Labor CAPX	CF	9300002202	9/30/2012	(0.53)
53481000	AWWSC Labor CAPX	CF	9300002203	9/30/2012	394.81
53481000	AWWSC Labor CAPX	CF	9300002204	9/30/2012	16.88
53481000	AWWSC Labor CAPX	CF	9300002205	9/30/2012	52.74
53481000	AWWSC Labor CAPX	CF	9300002207	9/30/2012	90.71
53481000	AWWSC Labor CAPX	CF	9300002209	9/30/2012	103.41
53481000	AWWSC Labor CAPX	CF	9300002211	9/30/2012	93.76
53481000	AWWSC Labor CAPX	CF	9300002213	9/30/2012	14.60
53481000	AWWSC Labor CAPX	CF	9300002215	9/30/2012	256.44
53481000	AWWSC Labor CAPX	CF	9300002216	9/30/2012	(46.41)
53481000	AWWSC Labor CAPX	CF	9300002217	9/30/2012	267.74
53481000	AWWSC Labor CAPX	CF	9300002219	9/30/2012	127.34
53481000	AWWSC Labor CAPX	CF	9300002220	9/30/2012	63.67
53481000	AWWSC Labor CAPX	CF	9300002222	9/30/2012	312.52
53481000	AWWSC Labor CAPX	CF	9300002226	9/30/2012	(11.91)
53481000	AWWSC Labor CAPX	CF	9300002227	9/30/2012	244.98
53481000	AWWSC Labor CAPX	CF	9300002231	9/30/2012	108.52
53481000	AWWSC Labor CAPX	CF	9300002232	9/30/2012	168.71
53481000	AWWSC Labor CAPX	CF	9300002236	9/30/2012	108.51
53481000	AWWSC Labor CAPX	CF	9300002237	9/30/2012	(32.55)
53481000	AWWSC Labor CAPX	CF	9300002238	9/30/2012	20.33
53481000	AWWSC Labor CAPX	CF	9300002242	9/30/2012	151.92
53481000	AWWSC Labor CAPX	CF	9300002243	9/30/2012	20.32
53481000	AWWSC Labor CAPX	CF	9300002247	9/30/2012	(21.70)
53481000	AWWSC Labor CAPX	CF	9300002248	9/30/2012	(18.71)
53481000	AWWSC Labor CAPX	CF	9300002249	9/30/2012	(32.55)
53481000	AWWSC Labor CAPX	CF	9300002250	9/30/2012	269.33
53481000	AWWSC Labor CAPX	CF	9300002254	9/30/2012	155.47
53481000	AWWSC Labor CAPX	CF	9300002257	9/30/2012	155.47
53481000	AWWSC Labor CAPX	CF	9300002259	9/30/2012	132.90
53481000	AWWSC Labor CAPX	CF	9300002464	9/30/2012	3,124.20
53481000	AWWSC Labor CAPX	CF	9300002465	9/30/2012	1,690.88
53481000	AWWSC Labor CAPX	CF	9300002554	9/30/2012	(0.40)
53481000	AWWSC Labor CAPX	CF	9300002555	9/30/2012	12.61
53481000	AWWSC Labor CAPX	CF	9300002556	9/30/2012	21.82
53481000	AWWSC Labor CAPX	CF	9300002557	9/30/2012	4.30
53481000	AWWSC Labor CAPX	CF	9300002558	9/30/2012	12.76
53481000	AWWSC Labor CAPX	CF	9300002558	9/30/2012	0.42
53481000	AWWSC Labor CAPX	CF	9300002561	9/30/2012	15.34
53481000	AWWSC Labor CAPX	CF	9300002561	9/30/2012	0.36
53481000	AWWSC Labor CAPX	CF	9300002568	9/30/2012	3.92

## Kentucky American Water Company

Case No. 2012-00520

Response to PSC DR1, Item 31

Account	Description	Doc Type	Document Number	Posting Date	Amount
53481000	AWWSC Labor CAPX	CF	9300002569	9/30/2012	(9.15)
53481000	AWWSC Labor CAPX	CF	9300002571	9/30/2012	13.92
53481000	AWWSC Labor CAPX	CF	9300002575	9/30/2012	35.98
53481000	AWWSC Labor CAPX	CF	9300002578	9/30/2012	69.03
53481000	AWWSC Labor CAPX	CF	9300002578	9/30/2012	1.63
53481000	AWWSC Labor CAPX	CF	9300002579	9/30/2012	12.16
53481000	AWWSC Labor CAPX	CF	9300002579	9/30/2012	0.62
53481000	AWWSC Labor CAPX	CF	9300002581	9/30/2012	10.73
53481000	AWWSC Labor CAPX	CF	9300002583	9/30/2012	12.05
53481000	AWWSC Labor CAPX	CF	9300002584	9/30/2012	11.48
53481000	AWWSC Labor CAPX	CF	9300002585	9/30/2012	44.86
53481000	AWWSC Labor CAPX	CF	9300002589	9/30/2012	1.08
53481000	AWWSC Labor CAPX	CF	9300002590	9/30/2012	0.07
53481000	AWWSC Labor CAPX	CF	9300002590	9/30/2012	(0.19)
53481000	AWWSC Labor CAPX	CF	9300002590	9/30/2012	0.23
53481000	AWWSC Labor CAPX	CF	9300002590	9/30/2012	0.08
53481000	AWWSC Labor CAPX	CF	9300002591	9/30/2012	0.47
53481000	AWWSC Labor CAPX	CF	9300002591	9/30/2012	3.27
53481000	AWWSC Labor CAPX	CF	9300002591	9/30/2012	0.11
53481000	AWWSC Labor CAPX	CF	9300002592	9/30/2012	2.05
53481000	AWWSC Labor CAPX	CF	9300002592	9/30/2012	0.01
53481000	AWWSC Labor CAPX	CF	9300002592	9/30/2012	(2.21)
53481000	AWWSC Labor CAPX	CF	9300002592	9/30/2012	0.76
53481000	AWWSC Labor CAPX	CF	9300002592	9/30/2012	0.02
53481000	AWWSC Labor CAPX	CF	9300002593	9/30/2012	0.15
53481000	AWWSC Labor CAPX	CF	9300002593	9/30/2012	(0.04)
53481000	AWWSC Labor CAPX	CF	9300002593	9/30/2012	0.35
53481000	AWWSC Labor CAPX	CF	9300002593	9/30/2012	0.27
53481000	AWWSC Labor CAPX	CF	9300002594	9/30/2012	1.78
53481000	AWWSC Labor CAPX	CF	9300002594	9/30/2012	0.21
53481000	AWWSC Labor CAPX	CF	9300002594	9/30/2012	(0.02)
53481000	AWWSC Labor CAPX	CF	9300002597	9/30/2012	587.18
53481000	AWWSC Labor CAPX	CF	9300002597	9/30/2012	(372.78)
53481000	AWWSC Labor CAPX	CF	9300002597	9/30/2012	161.22
53481000	AWWSC Labor CAPX	CF	9300002598	9/30/2012	864.74
53481000	AWWSC Labor CAPX	CF	9300002598	9/30/2012	399.89
53481000	AWWSC Labor CAPX	CF	9300002598	9/30/2012	237.43
53481000	AWWSC Labor CAPX	CF	9300002598	9/30/2012	109.80
53481000	AWWSC Labor CAPX	CF	9300002598	9/30/2012	(102.35)
53481000	AWWSC Labor CAPX	CF	9300002599	9/30/2012	32.18
53481000	AWWSC Labor CAPX	CF	9300002599	9/30/2012	29.22
53481000	AWWSC Labor CAPX	CF	9300002599	9/30/2012	8.83
53481000	AWWSC Labor CAPX	CF	9300002599	9/30/2012	8.02
53481000	AWWSC Labor CAPX	CF	9300002600	9/30/2012	0.03
53481000	AWWSC Labor CAPX	CF	9300002600	9/30/2012	(0.01)
53481000	AWWSC Labor CAPX	CF	9300002601	9/30/2012	0.25
53481000	AWWSC Labor CAPX	CF	9300002601	9/30/2012	(0.06)
53481000	AWWSC Labor CAPX	CF	9300002601	9/30/2012	0.11
53481000	AWWSC Labor CAPX	CF	9300002601	9/30/2012	0.01
53481000	AWWSC Labor CAPX	CF	9300002602	9/30/2012	0.05
53481000	AWWSC Labor CAPX	CF	9300002603	9/30/2012	0.02
53481000	AWWSC Labor CAPX	CF	9300002603	9/30/2012	0.05
53481000	AWWSC Labor CAPX	CF	9300002604	9/30/2012	0.04

## Kentucky American Water Company

Case No. 2012-00520

Response to PSC DR1, Item 31

Account	Description	Doc Type	Document Number	Posting Date	Amount
53481000	AWWSC Labor CAPX	CF	9300002604	9/30/2012	0.04
53481000	AWWSC Labor CAPX	CF	9300002605	9/30/2012	0.07
53481000	AWWSC Labor CAPX	CF	9300002605	9/30/2012	0.06
53481000	AWWSC Labor CAPX	CF	9300002605	9/30/2012	(0.02)
53481000	AWWSC Labor CAPX	CF	9300002606	9/30/2012	0.02
53481000	AWWSC Labor CAPX	CF	9300002607	9/30/2012	0.14
53481000	AWWSC Labor CAPX	CF	9300002607	9/30/2012	196.03
53481000	AWWSC Labor CAPX	CF	9300002608	9/30/2012	409.60
53481000	AWWSC Labor CAPX	CF	9300002618	9/30/2012	19.86
53481000	AWWSC Labor CAPX	CF	9300002624	9/30/2012	839.61
53481000	AWWSC Labor CAPX	CF	9300002634	9/30/2012	419.09
53481000	AWWSC Labor CAPX	CF	9300002635	9/30/2012	1,306.64
53481000	AWWSC Labor CAPX	CF	9300002636	9/30/2012	(1,954.37)
53481000	AWWSC Labor CAPX	CF	9300002641	9/30/2012	1.25
53481000	AWWSC Labor CAPX	CF	9300002642	9/30/2012	819.55
53481000	AWWSC Labor CAPX	CF	9300002655	9/30/2012	81.50
53481000	AWWSC Labor CAPX	CF	9300002668	9/30/2012	2,134.56
53481000	AWWSC Labor CAPX	CF	9300002670	9/30/2012	504.29
53481000	AWWSC Labor CAPX	CF	9300002670	9/30/2012	489.32
53481000	AWWSC Labor CAPX	CF	9300002671	9/30/2012	231.97
53481000	AWWSC Labor CAPX	CF	9300002671	9/30/2012	(59.96)
53481000	AWWSC Labor CAPX	CF	9300002671	9/30/2012	176.96
53481000	AWWSC Labor CAPX	CF	9300002671	9/30/2012	17.25
53481000	AWWSC Labor CAPX	CF	9300002671	9/30/2012	40.29
53481000	AWWSC Labor CAPX	CF	9300002671	9/30/2012	1.74
53481000	AWWSC Labor CAPX	CF	9300002672	9/30/2012	99.20
53481000	AWWSC Labor CAPX	UT	9300002544	9/30/2012	(35,623.43)
53481000	AWWSC Labor CAPX	UT	9300002695	9/30/2012	(3,214.17)
53481000	AWWSC Labor CAPX	UZ	2000000216	9/30/2012	(4,815.08)
53481000	AWWSC Labor CAPX	UZ	2000000225	9/30/2012	(525.30)
53481000	AWWSC Labor CAPX	UZ	2000000225	9/30/2012	102.35
53481000	AWWSC Labor CAPX	UZ	2000000213	9/30/2012	(14.60)
53481000	AWWSC Labor CAPX	UZ	2000000213	9/30/2012	(93.76)
53481000	AWWSC Labor CAPX	UZ	2000000223	9/30/2012	5.10
53481000	AWWSC Labor CAPX	UZ	2000000227	9/30/2012	(16.25)
53481000	AWWSC Labor CAPX	UZ	2000000214	9/30/2012	(36.04)
53481000	AWWSC Labor CAPX	UZ	2000000214	9/30/2012	11.70
53481000	AWWSC Labor CAPX	UZ	2000000213	9/30/2012	11.70
53481000	AWWSC Labor CAPX	UZ	2000000213	9/30/2012	(411.80)
53481000	AWWSC Labor CAPX	UZ	2000000216	9/30/2012	(101.54)
53481000	AWWSC Labor CAPX	UZ	2000000213	9/30/2012	(312.52)
53481000	AWWSC Labor CAPX	UZ	2000000227	9/30/2012	(48.79)
53481000	AWWSC Labor CAPX	UZ	2000000227	9/30/2012	15.31
53481000	AWWSC Labor CAPX	UZ	2000000214	9/30/2012	(103.41)
53481000	AWWSC Labor CAPX	UZ	2000000223	9/30/2012	5.10
53481000	AWWSC Labor CAPX	UZ	2000000225	9/30/2012	(16.25)
53481000	AWWSC Labor CAPX	UZ	2000000213	9/30/2012	(90.71)
53481000	AWWSC Labor CAPX	UZ	2000000223	9/30/2012	(16.25)
53481000	AWWSC Labor CAPX	UZ	2000000225	9/30/2012	5.10
53481000	AWWSC Labor CAPX	UZ	2000000214	9/30/2012	(52.74)
53481000	AWWSC Labor CAPX	UZ	2000000225	9/30/2012	5.10
53481000	AWWSC Labor CAPX	UZ	2000000227	9/30/2012	(16.25)
53481000	AWWSC Labor CAPX	UZ	2000000213	9/30/2012	46.41

Kentucky American Water Company  
Case No. 2012-00520  
Response to PSC DR1, Item 31

Account	Description	Doc Type	Document Number	Posting Date	Amount
53481000	AWWSC Labor CAPX	UZ	2000000213	9/30/2012	(256.44)
53481000	AWWSC Labor CAPX	UZ	2000000223	9/30/2012	(32.52)
53481000	AWWSC Labor CAPX	UZ	2000000225	9/30/2012	10.21
53481000	AWWSC Labor CAPX	UZ	2000000213	9/30/2012	(267.74)
53481000	AWWSC Labor CAPX	UZ	2000000225	9/30/2012	15.31
53481000	AWWSC Labor CAPX	UZ	2000000225	9/30/2012	(48.79)
53481000	AWWSC Labor CAPX	UZ	2000000213	9/30/2012	(191.01)
53481000	AWWSC Labor CAPX	UZ	2000000225	9/30/2012	10.21
53481000	AWWSC Labor CAPX	UZ	2000000227	9/30/2012	(32.52)
53481000	AWWSC Labor CAPX	UZ	2000000213	9/30/2012	(759.27)
53481000	AWWSC Labor CAPX	UZ	2000000214	9/30/2012	69.18
53481000	AWWSC Labor CAPX	UZ	2000000225	9/30/2012	35.72
53481000	AWWSC Labor CAPX	UZ	2000000225	9/30/2012	(113.82)
53481000	AWWSC Labor CAPX	UZ	2000000213	9/30/2012	(1,378.24)
53481000	AWWSC Labor CAPX	UZ	2000000213	9/30/2012	293.56
53481000	AWWSC Labor CAPX	UZ	2000000223	9/30/2012	(195.12)
53481000	AWWSC Labor CAPX	UZ	2000000225	9/30/2012	61.23
53481000	AWWSC Labor CAPX	UZ	2000000214	9/30/2012	0.53
53481000	AWWSC Labor CAPX	UZ	2000000214	9/30/2012	(411.69)
53481000	AWWSC Labor CAPX	UZ	2000000225	9/30/2012	20.41
53481000	AWWSC Labor CAPX	UZ	2000000227	9/30/2012	(65.04)
53481000	AWWSC Labor CAPX	UZ	2000000214	9/30/2012	(41.61)
53481000	AWWSC Labor CAPX	UZ	2000000215	9/30/2012	(26.66)
53481000	AWWSC Labor CAPX	UZ	2000000214	9/30/2012	(455.44)
53481000	AWWSC Labor CAPX	UZ	2000000213	9/30/2012	(741.34)
53481000	AWWSC Labor CAPX	UZ	2000000213	9/30/2012	123.97
53481000	AWWSC Labor CAPX	UZ	2000000225	9/30/2012	40.82
53481000	AWWSC Labor CAPX	UZ	2000000227	9/30/2012	(130.10)
53481000	AWWSC Labor CAPX	UZ	2000000216	9/30/2012	(10.54)
53481000	AWWSC Labor CAPX	UZ	2000000214	9/30/2012	(293.72)
53481000	AWWSC Labor CAPX	UZ	2000000225	9/30/2012	15.31
53481000	AWWSC Labor CAPX	UZ	2000000225	9/30/2012	(48.79)
53481000	AWWSC Labor CAPX	UZ	2000000214	9/30/2012	58.74
53481000	AWWSC Labor CAPX	UZ	2000000214	9/30/2012	(429.51)
53481000	AWWSC Labor CAPX	UZ	2000000223	9/30/2012	(59.14)
53481000	AWWSC Labor CAPX	UZ	2000000225	9/30/2012	17.64
53481000	AWWSC Labor CAPX	UZ	2000000213	9/30/2012	(200.88)
53481000	AWWSC Labor CAPX	UZ	2000000213	9/30/2012	87.42
53481000	AWWSC Labor CAPX	UZ	2000000223	9/30/2012	10.21
53481000	AWWSC Labor CAPX	UZ	2000000223	9/30/2012	(32.52)
53481000	AWWSC Labor CAPX	UZ	2000000214	9/30/2012	(181.43)
53481000	AWWSC Labor CAPX	UZ	2000000223	9/30/2012	(32.52)
53481000	AWWSC Labor CAPX	UZ	2000000225	9/30/2012	10.21
53481000	AWWSC Labor CAPX	UZ	2000000214	9/30/2012	(282.39)
53481000	AWWSC Labor CAPX	UZ	2000000225	9/30/2012	15.31
53481000	AWWSC Labor CAPX	UZ	2000000225	9/30/2012	(48.79)
53481000	AWWSC Labor CAPX	UZ	2000000213	9/30/2012	(73.08)
53481000	AWWSC Labor CAPX	UZ	2000000213	9/30/2012	31.69
53481000	AWWSC Labor CAPX	UZ	2000000223	9/30/2012	(16.25)
53481000	AWWSC Labor CAPX	UZ	2000000223	9/30/2012	5.10
53481000	AWWSC Labor CAPX	UZ	2000000213	9/30/2012	(115.25)
53481000	AWWSC Labor CAPX	UZ	2000000216	9/30/2012	12.61
53481000	AWWSC Labor CAPX	UZ	2000000213	9/30/2012	(293.09)



## Kentucky American Water Company

Case No. 2012-00520

Response to PSC DR1, Item 31

Account	Description	Doc Type	Document Number	Posting Date	Amount
53481000	AWWSC Labor CAPX	UZ	2000000223	9/30/2012	(48.79)
53481000	AWWSC Labor CAPX	UZ	2000000225	9/30/2012	15.31
53481000	AWWSC Labor CAPX	UZ	2000000214	9/30/2012	(116.52)
53481000	AWWSC Labor CAPX	UZ	2000000225	9/30/2012	(16.25)
53481000	AWWSC Labor CAPX	UZ	2000000225	9/30/2012	5.10
53481000	AWWSC Labor CAPX	UZ	2000000213	9/30/2012	(116.52)
53481000	AWWSC Labor CAPX	UZ	2000000223	9/30/2012	(16.25)
53481000	AWWSC Labor CAPX	UZ	2000000225	9/30/2012	5.10
53481000	AWWSC Labor CAPX	UZ	2000000214	9/30/2012	(116.52)
53481000	AWWSC Labor CAPX	UZ	2000000223	9/30/2012	(16.25)
53481000	AWWSC Labor CAPX	UZ	2000000223	9/30/2012	5.10
53481000	AWWSC Labor CAPX	UZ	2000000214	9/30/2012	(216.74)
53481000	AWWSC Labor CAPX	UZ	2000000214	9/30/2012	1.09
53481000	AWWSC Labor CAPX	UZ	2000000223	9/30/2012	(32.52)
53481000	AWWSC Labor CAPX	UZ	2000000225	9/30/2012	10.21
53481000	AWWSC Labor CAPX	UZ	2000000213	9/30/2012	(33.17)
53481000	AWWSC Labor CAPX	UZ	2000000213	9/30/2012	(77.22)
53481000	AWWSC Labor CAPX	UZ	2000000223	9/30/2012	5.10
53481000	AWWSC Labor CAPX	UZ	2000000225	9/30/2012	(16.25)
53481000	AWWSC Labor CAPX	UZ	2000000214	9/30/2012	(82.05)
53481000	AWWSC Labor CAPX	UZ	2000000225	9/30/2012	5.10
53481000	AWWSC Labor CAPX	UZ	2000000225	9/30/2012	(16.25)
53481000	AWWSC Labor CAPX	UZ	2000000213	9/30/2012	(96.53)
53481000	AWWSC Labor CAPX	UZ	2000000227	9/30/2012	5.10
53481000	AWWSC Labor CAPX	UZ	2000000227	9/30/2012	(16.25)
53481000	AWWSC Labor CAPX	UZ	2000000214	9/30/2012	41.44
53481000	AWWSC Labor CAPX	UZ	2000000213	9/30/2012	41.44
53481000	AWWSC Labor CAPX	UZ	2000000213	9/30/2012	41.44
53481000	AWWSC Labor CAPX	UZ	2000000214	9/30/2012	(53.03)
53481000	AWWSC Labor CAPX	UZ	2000000214	9/30/2012	38.90
53481000	AWWSC Labor CAPX	UZ	2000000213	9/30/2012	15.58
53481000	AWWSC Labor CAPX	UZ	2000000214	9/30/2012	(29.67)
53481000	AWWSC Labor CAPX	UZ	2000000213	9/30/2012	(29.68)
53481000	AWWSC Labor CAPX	UZ	2000000214	9/30/2012	15.58
53481000	AWWSC Labor CAPX	UZ	2000000213	9/30/2012	(47.10)
53481000	AWWSC Labor CAPX	UZ	2000000214	9/30/2012	38.78
53481000	AWWSC Labor CAPX	UZ	2000000213	9/30/2012	(140.11)
53481000	AWWSC Labor CAPX	UZ	2000000213	9/30/2012	40.63
53481000	AWWSC Labor CAPX	UZ	2000000223	9/30/2012	(16.25)
53481000	AWWSC Labor CAPX	UZ	2000000227	9/30/2012	5.10
53481000	AWWSC Labor CAPX	UZ	2000000213	9/30/2012	(1,086.18)
53481000	AWWSC Labor CAPX	UZ	2000000214	9/30/2012	112.33
53481000	AWWSC Labor CAPX	UZ	2000000223	9/30/2012	(178.87)
53481000	AWWSC Labor CAPX	UZ	2000000223	9/30/2012	56.13
53481000	AWWSC Labor CAPX	UZ	2000000214	9/30/2012	96.50
53481000	AWWSC Labor CAPX	UZ	2000000214	9/30/2012	(548.14)
53481000	AWWSC Labor CAPX	UZ	2000000225	9/30/2012	(97.56)
53481000	AWWSC Labor CAPX	UZ	2000000227	9/30/2012	30.62
53481000	AWWSC Labor CAPX	UZ	2000000213	9/30/2012	(7.76)
53481000	AWWSC Labor CAPX	UZ	2000000213	9/30/2012	(289.09)
53481000	AWWSC Labor CAPX	UZ	2000000223	9/30/2012	(48.79)
53481000	AWWSC Labor CAPX	UZ	2000000223	9/30/2012	15.31
53481000	AWWSC Labor CAPX	UZ	2000000213	9/30/2012	(386.00)

## Kentucky American Water Company

Case No. 2012-00520

Response to PSC DR1, Item 31

Account	Description	Doc Type	Document Number	Posting Date	Amount
53481000	AWWSC Labor CAPX	UZ	2000000213	9/30/2012	370.81
53481000	AWWSC Labor CAPX	UZ	2000000227	9/30/2012	(32.52)
53481000	AWWSC Labor CAPX	UZ	2000000227	9/30/2012	10.21
53481000	AWWSC Labor CAPX	UZ	2000000213	9/30/2012	(429.21)
53481000	AWWSC Labor CAPX	UZ	2000000214	9/30/2012	27.50
53481000	AWWSC Labor CAPX	UZ	2000000225	9/30/2012	(65.04)
53481000	AWWSC Labor CAPX	UZ	2000000225	9/30/2012	20.41
53481000	AWWSC Labor CAPX	UZ	2000000213	9/30/2012	2.05
53481000	AWWSC Labor CAPX	UZ	2000000213	9/30/2012	(116.52)
53481000	AWWSC Labor CAPX	UZ	2000000222	9/30/2012	5.10
53481000	AWWSC Labor CAPX	UZ	2000000222	9/30/2012	(16.25)
53481000	AWWSC Labor CAPX	UZ	2000000214	9/30/2012	(116.52)
53481000	AWWSC Labor CAPX	UZ	2000000225	9/30/2012	(16.25)
53481000	AWWSC Labor CAPX	UZ	2000000225	9/30/2012	5.10
53481000	AWWSC Labor CAPX	UZ	2000000214	9/30/2012	(134.33)
53481000	AWWSC Labor CAPX	UZ	2000000225	9/30/2012	(16.25)
53481000	AWWSC Labor CAPX	UZ	2000000225	9/30/2012	5.10
53481000	AWWSC Labor CAPX	UZ	2000000213	9/30/2012	(327.22)
53481000	AWWSC Labor CAPX	UZ	2000000223	9/30/2012	(65.04)
53481000	AWWSC Labor CAPX	UZ	2000000225	9/30/2012	20.41
53481000	AWWSC Labor CAPX	UZ	2000000213	9/30/2012	(707.99)
53481000	AWWSC Labor CAPX	UZ	2000000223	9/30/2012	(114.71)
53481000	AWWSC Labor CAPX	UZ	2000000225	9/30/2012	35.81
53481000	AWWSC Labor CAPX	UZ	2000000213	9/30/2012	(673.01)
53481000	AWWSC Labor CAPX	UZ	2000000223	9/30/2012	35.72
53481000	AWWSC Labor CAPX	UZ	2000000225	9/30/2012	(113.82)
53481000	AWWSC Labor CAPX	UZ	2000000213	9/30/2012	(316.62)
53481000	AWWSC Labor CAPX	UZ	2000000223	9/30/2012	15.31
53481000	AWWSC Labor CAPX	UZ	2000000227	9/30/2012	(48.79)
53481000	AWWSC Labor CAPX	UZ	2000000214	9/30/2012	(302.45)
53481000	AWWSC Labor CAPX	UZ	2000000216	9/30/2012	14.18
53481000	AWWSC Labor CAPX	UZ	2000000225	9/30/2012	15.31
53481000	AWWSC Labor CAPX	UZ	2000000225	9/30/2012	(48.79)
53481000	AWWSC Labor CAPX	UZ	2000000213	9/30/2012	(356.33)
53481000	AWWSC Labor CAPX	UZ	2000000227	9/30/2012	(65.04)
53481000	AWWSC Labor CAPX	UZ	2000000227	9/30/2012	20.41
53481000	AWWSC Labor CAPX	UZ	2000000214	9/30/2012	(356.33)
53481000	AWWSC Labor CAPX	UZ	2000000223	9/30/2012	(65.04)
53481000	AWWSC Labor CAPX	UZ	2000000225	9/30/2012	20.41
53481000	AWWSC Labor CAPX	UZ	2000000214	9/30/2012	11.40
53481000	AWWSC Labor CAPX	UZ	2000000214	9/30/2012	(501.41)
53481000	AWWSC Labor CAPX	UZ	2000000225	9/30/2012	25.51
53481000	AWWSC Labor CAPX	UZ	2000000225	9/30/2012	(81.31)
53481000	AWWSC Labor CAPX	UZ	2000000214	9/30/2012	(489.54)
53481000	AWWSC Labor CAPX	UZ	2000000216	9/30/2012	17.42
53481000	AWWSC Labor CAPX	UZ	2000000223	9/30/2012	25.51
53481000	AWWSC Labor CAPX	UZ	2000000223	9/30/2012	(81.31)
53481000	AWWSC Labor CAPX	UZ	2000000213	9/30/2012	(5,511.91)
53481000	AWWSC Labor CAPX	UZ	2000000227	9/30/2012	285.76
53481000	AWWSC Labor CAPX	UZ	2000000227	9/30/2012	(910.60)
53481000	AWWSC Labor CAPX	UZ	2000000213	9/30/2012	(2,950.33)
53481000	AWWSC Labor CAPX	UZ	2000000223	9/30/2012	163.29
53481000	AWWSC Labor CAPX	UZ	2000000227	9/30/2012	(520.34)

## Kentucky American Water Company

Case No. 2012-00520

Response to PSC DR1, Item 31

Account	Description	Doc Type	Document Number	Posting Date	Amount
53481000	AWWSC Labor CAPX	UZ	2000000216	9/30/2012	(604.39)
53481000	AWWSC Labor CAPX	UZ	2000000225	9/30/2012	(97.56)
53481000	AWWSC Labor CAPX	UZ	2000000227	9/30/2012	30.62
53481000	AWWSC Labor CAPX	UZ	2000000213	9/30/2012	(491.52)
53481000	AWWSC Labor CAPX	UZ	2000000214	9/30/2012	273.97
53481000	AWWSC Labor CAPX	UZ	2000000223	9/30/2012	(81.31)
53481000	AWWSC Labor CAPX	UZ	2000000227	9/30/2012	25.51
53481000	AWWSC Labor CAPX	UZ	2000000213	9/30/2012	(319.25)
53481000	AWWSC Labor CAPX	UZ	2000000223	9/30/2012	15.31
53481000	AWWSC Labor CAPX	UZ	2000000225	9/30/2012	(48.79)
53481000	AWWSC Labor CAPX	UZ	2000000213	9/30/2012	(581.93)
53481000	AWWSC Labor CAPX	UZ	2000000225	9/30/2012	(97.56)
53481000	AWWSC Labor CAPX	UZ	2000000225	9/30/2012	30.62
53481000	AWWSC Labor CAPX	UZ	2000000214	9/30/2012	(412.37)
53481000	AWWSC Labor CAPX	UZ	2000000223	9/30/2012	20.41
53481000	AWWSC Labor CAPX	UZ	2000000223	9/30/2012	(65.04)
53481000	AWWSC Labor CAPX	UZ	2000000214	9/30/2012	(161.25)
53481000	AWWSC Labor CAPX	UZ	2000000225	9/30/2012	10.21
53481000	AWWSC Labor CAPX	UZ	2000000225	9/30/2012	(32.52)
53481000	AWWSC Labor CAPX	UZ	2000000213	9/30/2012	(397.77)
53481000	AWWSC Labor CAPX	UZ	2000000222	9/30/2012	20.41
53481000	AWWSC Labor CAPX	UZ	2000000223	9/30/2012	(65.04)
53481000	AWWSC Labor CAPX	UZ	2000000213	9/30/2012	(397.77)
53481000	AWWSC Labor CAPX	UZ	2000000225	9/30/2012	(65.04)
53481000	AWWSC Labor CAPX	UZ	2000000225	9/30/2012	20.41
53481000	AWWSC Labor CAPX	UZ	2000000214	9/30/2012	(397.77)
53481000	AWWSC Labor CAPX	UZ	2000000225	9/30/2012	20.41
53481000	AWWSC Labor CAPX	UZ	2000000227	9/30/2012	(65.04)
53481000	AWWSC Labor CAPX	UZ	2000000214	9/30/2012	(1,438.72)
53481000	AWWSC Labor CAPX	UZ	2000000225	9/30/2012	(243.91)
53481000	AWWSC Labor CAPX	UZ	2000000225	9/30/2012	76.54
53481000	AWWSC Labor CAPX	UZ	2000000214	9/30/2012	(1,116.37)
53481000	AWWSC Labor CAPX	UZ	2000000223	9/30/2012	(195.12)
53481000	AWWSC Labor CAPX	UZ	2000000223	9/30/2012	61.23
53481000	AWWSC Labor CAPX	UZ	2000000213	9/30/2012	(3,087.25)
53481000	AWWSC Labor CAPX	UZ	2000000225	9/30/2012	(536.60)
53481000	AWWSC Labor CAPX	UZ	2000000225	9/30/2012	168.39
53481000	AWWSC Labor CAPX	UZ	2000000214	9/30/2012	(462.74)
53481000	AWWSC Labor CAPX	UZ	2000000225	9/30/2012	25.51
53481000	AWWSC Labor CAPX	UZ	2000000225	9/30/2012	(81.31)
53481000	AWWSC Labor CAPX	UZ	2000000214	9/30/2012	(437.18)
53481000	AWWSC Labor CAPX	UZ	2000000223	9/30/2012	25.51
53481000	AWWSC Labor CAPX	UZ	2000000227	9/30/2012	(81.31)
53481000	AWWSC Labor CAPX	UZ	2000000216	9/30/2012	(153.03)
53481000	AWWSC Labor CAPX	UZ	2000000225	9/30/2012	10.21
53481000	AWWSC Labor CAPX	UZ	2000000227	9/30/2012	(32.52)
53481000	AWWSC Labor CAPX	UZ	2000000214	9/30/2012	(71.44)
53481000	AWWSC Labor CAPX	UZ	2000000225	9/30/2012	(16.25)
53481000	AWWSC Labor CAPX	UZ	2000000225	9/30/2012	5.10
53481000	AWWSC Labor CAPX	UZ	2000000214	9/30/2012	(482.90)
53481000	AWWSC Labor CAPX	UZ	2000000225	9/30/2012	(81.31)
53481000	AWWSC Labor CAPX	UZ	2000000225	9/30/2012	25.51
53481000	AWWSC Labor CAPX	UZ	2000000213	9/30/2012	(155.65)

## Kentucky American Water Company

Case No. 2012-00520

Response to PSC DR1, Item 31

Account	Description	Doc Type	Document Number	Posting Date	Amount
53481000	AWWSC Labor CAPX	UZ	2000000223	9/30/2012	(32.52)
53481000	AWWSC Labor CAPX	UZ	2000000227	9/30/2012	10.21
53481000	AWWSC Labor CAPX	UZ	2000000213	9/30/2012	(545.53)
53481000	AWWSC Labor CAPX	UZ	2000000223	9/30/2012	(97.56)
53481000	AWWSC Labor CAPX	UZ	2000000225	9/30/2012	30.62
53481000	AWWSC Labor CAPX	UZ	2000000216	9/30/2012	(209.07)
53481000	AWWSC Labor CAPX	UZ	2000000223	9/30/2012	(32.52)
53481000	AWWSC Labor CAPX	UZ	2000000223	9/30/2012	10.21
53481000	AWWSC Labor CAPX	UZ	2000000216	9/30/2012	(338.22)
53481000	AWWSC Labor CAPX	UZ	2000000223	9/30/2012	(65.04)
53481000	AWWSC Labor CAPX	UZ	2000000225	9/30/2012	20.41
53481000	AWWSC Labor CAPX	UZ	2000000213	9/30/2012	(208.57)
53481000	AWWSC Labor CAPX	UZ	2000000225	9/30/2012	(32.52)
53481000	AWWSC Labor CAPX	UZ	2000000225	9/30/2012	10.21
53481000	AWWSC Labor CAPX	UZ	2000000213	9/30/2012	(188.99)
53481000	AWWSC Labor CAPX	UZ	2000000223	9/30/2012	10.21
53481000	AWWSC Labor CAPX	UZ	2000000225	9/30/2012	(32.52)
53481000	AWWSC Labor CAPX	UZ	2000000213	9/30/2012	(536.94)
53481000	AWWSC Labor CAPX	UZ	2000000225	9/30/2012	30.62
53481000	AWWSC Labor CAPX	UZ	2000000225	9/30/2012	(97.56)
53481000	AWWSC Labor CAPX	UZ	2000000214	9/30/2012	11.20
53481000	AWWSC Labor CAPX	UZ	2000000213	9/30/2012	147.00
53481000	AWWSC Labor CAPX	UZ	2000000216	9/30/2012	86.60
53481000	AWWSC Labor CAPX	UZ	2000000213	9/30/2012	(132.90)
53481000	AWWSC Labor CAPX	UZ	2000000225	9/30/2012	(16.25)
53481000	AWWSC Labor CAPX	UZ	2000000227	9/30/2012	5.10
53481000	AWWSC Labor CAPX	UZ	2000000213	9/30/2012	(161.25)
53481000	AWWSC Labor CAPX	UZ	2000000222	9/30/2012	(32.52)
53481000	AWWSC Labor CAPX	UZ	2000000225	9/30/2012	10.21
53481000	AWWSC Labor CAPX	UZ	2000000213	9/30/2012	(534.69)
53481000	AWWSC Labor CAPX	UZ	2000000225	9/30/2012	(97.56)
53481000	AWWSC Labor CAPX	UZ	2000000225	9/30/2012	30.62
53481000	AWWSC Labor CAPX	UZ	2000000213	9/30/2012	(409.43)
53481000	AWWSC Labor CAPX	UZ	2000000223	9/30/2012	20.41
53481000	AWWSC Labor CAPX	UZ	2000000225	9/30/2012	(65.04)
53481000	AWWSC Labor CAPX	UZ	2000000214	9/30/2012	(155.47)
53481000	AWWSC Labor CAPX	UZ	2000000223	9/30/2012	(12.63)
53481000	AWWSC Labor CAPX	UZ	2000000223	9/30/2012	0.43
53481000	AWWSC Labor CAPX	UZ	2000000214	9/30/2012	(155.47)
53481000	AWWSC Labor CAPX	UZ	2000000222	9/30/2012	(12.63)
53481000	AWWSC Labor CAPX	UZ	2000000223	9/30/2012	0.43
53481000	AWWSC Labor CAPX	UZ	2000000213	9/30/2012	(269.33)
53481000	AWWSC Labor CAPX	UZ	2000000214	9/30/2012	72.96
53481000	AWWSC Labor CAPX	UZ	2000000223	9/30/2012	0.58
53481000	AWWSC Labor CAPX	UZ	2000000225	9/30/2012	(17.36)
53481000	AWWSC Labor CAPX	UZ	2000000213	9/30/2012	(172.24)
53481000	AWWSC Labor CAPX	UZ	2000000225	9/30/2012	(14.21)
53481000	AWWSC Labor CAPX	UZ	2000000227	9/30/2012	0.48
53481000	AWWSC Labor CAPX	UZ	2000000213	9/30/2012	(128.84)
53481000	AWWSC Labor CAPX	UZ	2000000214	9/30/2012	32.55
53481000	AWWSC Labor CAPX	UZ	2000000222	9/30/2012	0.26
53481000	AWWSC Labor CAPX	UZ	2000000223	9/30/2012	(7.91)
53481000	AWWSC Labor CAPX	UZ	2000000213	9/30/2012	(277.23)

Kentucky American Water Company  
Case No. 2012-00520  
Response to PSC DR1, Item 31

Account	Description	Doc Type	Document Number	Posting Date	Amount
53481000	AWWSC Labor CAPX	UZ	2000000222	9/30/2012	(22.09)
53481000	AWWSC Labor CAPX	UZ	2000000225	9/30/2012	0.74
53481000	AWWSC Labor CAPX	UZ	2000000213	9/30/2012	11.91
53481000	AWWSC Labor CAPX	UZ	2000000213	9/30/2012	(244.98)
53481000	AWWSC Labor CAPX	UZ	2000000223	9/30/2012	(18.92)
53481000	AWWSC Labor CAPX	UZ	2000000225	9/30/2012	0.64
53481100	AWWSC Pension CAPX	CF	9300002555	9/30/2012	5.24
53481100	AWWSC Pension CAPX	CF	9300002556	9/30/2012	24.75
53481100	AWWSC Pension CAPX	CF	9300002557	9/30/2012	14.68
53481100	AWWSC Pension CAPX	CF	9300002558	9/30/2012	29.68
53481100	AWWSC Pension CAPX	CF	9300002559	9/30/2012	17.36
53481100	AWWSC Pension CAPX	CF	9300002560	9/30/2012	34.90
53481100	AWWSC Pension CAPX	CF	9300002562	9/30/2012	18.02
53481100	AWWSC Pension CAPX	CF	9300002563	9/30/2012	14.79
53481100	AWWSC Pension CAPX	CF	9300002564	9/30/2012	2.49
53481100	AWWSC Pension CAPX	CF	9300002565	9/30/2012	7.82
53481100	AWWSC Pension CAPX	CF	9300002567	9/30/2012	40.36
53481100	AWWSC Pension CAPX	CF	9300002571	9/30/2012	8.37
53481100	AWWSC Pension CAPX	CF	9300002572	9/30/2012	14.61
53481100	AWWSC Pension CAPX	CF	9300002573	9/30/2012	12.13
53481100	AWWSC Pension CAPX	CF	9300002573	9/30/2012	8.65
53481100	AWWSC Pension CAPX	CF	9300002574	9/30/2012	28.13
53481100	AWWSC Pension CAPX	CF	9300002575	9/30/2012	13.68
53481100	AWWSC Pension CAPX	CF	9300002576	9/30/2012	8.12
53481100	AWWSC Pension CAPX	CF	9300002577	9/30/2012	46.34
53481100	AWWSC Pension CAPX	CF	9300002578	9/30/2012	2.86
53481100	AWWSC Pension CAPX	CF	9300002579	9/30/2012	1.69
53481100	AWWSC Pension CAPX	CF	9300002581	9/30/2012	11.32
53481100	AWWSC Pension CAPX	CF	9300002583	9/30/2012	24.17
53481100	AWWSC Pension CAPX	CF	9300002584	9/30/2012	12.10
53481100	AWWSC Pension CAPX	CF	9300002586	9/30/2012	57.14
53481100	AWWSC Pension CAPX	CF	9300002588	9/30/2012	9.85
53481100	AWWSC Pension CAPX	CF	9300002589	9/30/2012	64.54
53481100	AWWSC Pension CAPX	CF	9300002589	9/30/2012	0.02
53481100	AWWSC Pension CAPX	CF	9300002590	9/30/2012	0.35
53481100	AWWSC Pension CAPX	CF	9300002591	9/30/2012	1.96
53481100	AWWSC Pension CAPX	CF	9300002592	9/30/2012	0.26
53481100	AWWSC Pension CAPX	CF	9300002592	9/30/2012	(0.91)
53481100	AWWSC Pension CAPX	CF	9300002593	9/30/2012	0.32
53481100	AWWSC Pension CAPX	CF	9300002593	9/30/2012	13.44
53481100	AWWSC Pension CAPX	CF	9300002594	9/30/2012	3.83
53481100	AWWSC Pension CAPX	CF	9300002595	9/30/2012	1.81
53481100	AWWSC Pension CAPX	CF	9300002595	9/30/2012	1,128.39
53481100	AWWSC Pension CAPX	CF	9300002595	9/30/2012	699.10
53481100	AWWSC Pension CAPX	CF	9300002595	9/30/2012	309.82
53481100	AWWSC Pension CAPX	CF	9300002595	9/30/2012	191.95
53481100	AWWSC Pension CAPX	CF	9300002597	9/30/2012	580.06
53481100	AWWSC Pension CAPX	CF	9300002597	9/30/2012	474.58
53481100	AWWSC Pension CAPX	CF	9300002597	9/30/2012	159.26
53481100	AWWSC Pension CAPX	CF	9300002597	9/30/2012	130.30
53481100	AWWSC Pension CAPX	CF	9300002598	9/30/2012	457.59
53481100	AWWSC Pension CAPX	CF	9300002598	9/30/2012	287.19
53481100	AWWSC Pension CAPX	CF	9300002598	9/30/2012	125.64

Kentucky American Water Company  
Case No. 2012-00520  
Response to PSC DR1, Item 31

Account	Description	Doc Type	Document Number	Posting Date	Amount
53481100	AWWSC Pension CAPX	CF	9300002598	9/30/2012	78.85
53481100	AWWSC Pension CAPX	CF	9300002600	9/30/2012	0.10
53481100	AWWSC Pension CAPX	CF	9300002600	9/30/2012	0.04
53481100	AWWSC Pension CAPX	CF	9300002600	9/30/2012	0.06
53481100	AWWSC Pension CAPX	CF	9300002601	9/30/2012	0.07
53481100	AWWSC Pension CAPX	CF	9300002602	9/30/2012	0.03
53481100	AWWSC Pension CAPX	CF	9300002602	9/30/2012	0.07
53481100	AWWSC Pension CAPX	CF	9300002602	9/30/2012	0.02
53481100	AWWSC Pension CAPX	CF	9300002603	9/30/2012	0.03
53481100	AWWSC Pension CAPX	CF	9300002604	9/30/2012	0.02
53481100	AWWSC Pension CAPX	CF	9300002604	9/30/2012	0.04
53481100	AWWSC Pension CAPX	CF	9300002605	9/30/2012	0.01
53481100	AWWSC Pension CAPX	CF	9300002605	9/30/2012	0.03
53481100	AWWSC Pension CAPX	CF	9300002606	9/30/2012	0.07
53481100	AWWSC Pension CAPX	CF	9300002606	9/30/2012	0.05
53481100	AWWSC Pension CAPX	CF	9300002606	9/30/2012	0.01
53481100	AWWSC Pension CAPX	CF	9300002607	9/30/2012	0.02
53481100	AWWSC Pension CAPX	CF	9300002607	9/30/2012	0.08
53481100	AWWSC Pension CAPX	CF	9300002611	9/30/2012	738.37
53481100	AWWSC Pension CAPX	CF	9300002621	9/30/2012	597.29
53481100	AWWSC Pension CAPX	CF	9300002631	9/30/2012	1,451.93
53481100	AWWSC Pension CAPX	CF	9300002638	9/30/2012	463.97
53481100	AWWSC Pension CAPX	CF	9300002651	9/30/2012	604.46
53481100	AWWSC Pension CAPX	CF	9300002658	9/30/2012	708.80
53481100	AWWSC Pension CAPX	CF	9300002670	9/30/2012	335.39
53481100	AWWSC Pension CAPX	CF	9300002671	9/30/2012	561.78
53481100	AWWSC Pension CAPX	CF	9300002671	9/30/2012	272.02
53481100	AWWSC Pension CAPX	CF	9300002671	9/30/2012	217.38
53481100	AWWSC Pension CAPX	CF	9300002671	9/30/2012	162.88
53481100	AWWSC Pension CAPX	CF	9300002671	9/30/2012	308.87
53481100	AWWSC Pension CAPX	CF	9300002671	9/30/2012	316.57
53481100	AWWSC Pension CAPX	CF	9300002672	9/30/2012	279.14
53481100	AWWSC Pension CAPX	CF	9300002672	9/30/2012	211.61
53481100	AWWSC Pension CAPX	UT	9300002695	9/30/2012	(6,628.78)
53481100	AWWSC Pension CAPX	UZ	2000000225	9/30/2012	(995.82)
53481100	AWWSC Pension CAPX	UZ	2000000227	9/30/2012	(11.92)
53481100	AWWSC Pension CAPX	UZ	2000000223	9/30/2012	(35.74)
53481100	AWWSC Pension CAPX	UZ	2000000225	9/30/2012	(11.92)
53481100	AWWSC Pension CAPX	UZ	2000000223	9/30/2012	(11.92)
53481100	AWWSC Pension CAPX	UZ	2000000227	9/30/2012	(11.92)
53481100	AWWSC Pension CAPX	UZ	2000000225	9/30/2012	(23.84)
53481100	AWWSC Pension CAPX	UZ	2000000223	9/30/2012	(35.74)
53481100	AWWSC Pension CAPX	UZ	2000000223	9/30/2012	(23.84)
53481100	AWWSC Pension CAPX	UZ	2000000223	9/30/2012	(83.43)
53481100	AWWSC Pension CAPX	UZ	2000000225	9/30/2012	(143.02)
53481100	AWWSC Pension CAPX	UZ	2000000227	9/30/2012	(47.67)
53481100	AWWSC Pension CAPX	UZ	2000000225	9/30/2012	(95.35)
53481100	AWWSC Pension CAPX	UZ	2000000225	9/30/2012	(35.74)
53481100	AWWSC Pension CAPX	UZ	2000000223	9/30/2012	0.86
53481100	AWWSC Pension CAPX	UZ	2000000223	9/30/2012	(56.57)
53481100	AWWSC Pension CAPX	UZ	2000000225	9/30/2012	(23.84)
53481100	AWWSC Pension CAPX	UZ	2000000225	9/30/2012	(23.84)
53481100	AWWSC Pension CAPX	UZ	2000000225	9/30/2012	(35.74)

Kentucky American Water Company  
Case No. 2012-00520  
Response to PSC DR1, Item 31

Account	Description	Doc Type	Document Number	Posting Date	Amount
53481100	AWWSC Pension CAPX	UZ	2000000223	9/30/2012	(11.92)
53481100	AWWSC Pension CAPX	UZ	2000000225	9/30/2012	(35.74)
53481100	AWWSC Pension CAPX	UZ	2000000225	9/30/2012	(11.92)
53481100	AWWSC Pension CAPX	UZ	2000000227	9/30/2012	(11.92)
53481100	AWWSC Pension CAPX	UZ	2000000223	9/30/2012	(11.92)
53481100	AWWSC Pension CAPX	UZ	2000000227	9/30/2012	(23.84)
53481100	AWWSC Pension CAPX	UZ	2000000223	9/30/2012	(11.92)
53481100	AWWSC Pension CAPX	UZ	2000000227	9/30/2012	(11.92)
53481100	AWWSC Pension CAPX	UZ	2000000227	9/30/2012	(11.92)
53481100	AWWSC Pension CAPX	UZ	2000000223	9/30/2012	(11.92)
53481100	AWWSC Pension CAPX	UZ	2000000223	9/30/2012	(131.10)
53481100	AWWSC Pension CAPX	UZ	2000000225	9/30/2012	(71.53)
53481100	AWWSC Pension CAPX	UZ	2000000223	9/30/2012	(35.74)
53481100	AWWSC Pension CAPX	UZ	2000000225	9/30/2012	(23.84)
53481100	AWWSC Pension CAPX	UZ	2000000225	9/30/2012	(47.67)
53481100	AWWSC Pension CAPX	UZ	2000000223	9/30/2012	(11.92)
53481100	AWWSC Pension CAPX	UZ	2000000227	9/30/2012	(11.92)
53481100	AWWSC Pension CAPX	UZ	2000000225	9/30/2012	(11.92)
53481100	AWWSC Pension CAPX	UZ	2000000223	9/30/2012	(47.67)
53481100	AWWSC Pension CAPX	UZ	2000000223	9/30/2012	(84.18)
53481100	AWWSC Pension CAPX	UZ	2000000223	9/30/2012	(83.43)
53481100	AWWSC Pension CAPX	UZ	2000000225	9/30/2012	(35.74)
53481100	AWWSC Pension CAPX	UZ	2000000223	9/30/2012	(35.74)
53481100	AWWSC Pension CAPX	UZ	2000000223	9/30/2012	(47.67)
53481100	AWWSC Pension CAPX	UZ	2000000225	9/30/2012	(47.67)
53481100	AWWSC Pension CAPX	UZ	2000000223	9/30/2012	(59.60)
53481100	AWWSC Pension CAPX	UZ	2000000225	9/30/2012	(59.60)
53481100	AWWSC Pension CAPX	UZ	2000000223	9/30/2012	(667.45)
53481100	AWWSC Pension CAPX	UZ	2000000225	9/30/2012	(381.40)
53481100	AWWSC Pension CAPX	UZ	2000000225	9/30/2012	(71.53)
53481100	AWWSC Pension CAPX	UZ	2000000227	9/30/2012	(59.60)
53481100	AWWSC Pension CAPX	UZ	2000000223	9/30/2012	(35.74)
53481100	AWWSC Pension CAPX	UZ	2000000223	9/30/2012	(71.53)
53481100	AWWSC Pension CAPX	UZ	2000000227	9/30/2012	(47.67)
53481100	AWWSC Pension CAPX	UZ	2000000225	9/30/2012	(23.84)
53481100	AWWSC Pension CAPX	UZ	2000000227	9/30/2012	(47.67)
53481100	AWWSC Pension CAPX	UZ	2000000225	9/30/2012	(47.67)
53481100	AWWSC Pension CAPX	UZ	2000000223	9/30/2012	(47.67)
53481100	AWWSC Pension CAPX	UZ	2000000225	9/30/2012	(178.77)
53481100	AWWSC Pension CAPX	UZ	2000000225	9/30/2012	(143.02)
53481100	AWWSC Pension CAPX	UZ	2000000225	9/30/2012	(393.31)
53481100	AWWSC Pension CAPX	UZ	2000000227	9/30/2012	(59.60)
53481100	AWWSC Pension CAPX	UZ	2000000223	9/30/2012	(59.60)
53481100	AWWSC Pension CAPX	UZ	2000000223	9/30/2012	(23.84)
53481100	AWWSC Pension CAPX	UZ	2000000223	9/30/2012	(11.92)
53481100	AWWSC Pension CAPX	UZ	2000000225	9/30/2012	(59.60)
53481100	AWWSC Pension CAPX	UZ	2000000223	9/30/2012	(23.84)
53481100	AWWSC Pension CAPX	UZ	2000000223	9/30/2012	(71.53)
53481100	AWWSC Pension CAPX	UZ	2000000227	9/30/2012	(23.84)
53481100	AWWSC Pension CAPX	UZ	2000000225	9/30/2012	(47.67)
53481100	AWWSC Pension CAPX	UZ	2000000223	9/30/2012	(23.84)
53481100	AWWSC Pension CAPX	UZ	2000000225	9/30/2012	(23.84)
53481100	AWWSC Pension CAPX	UZ	2000000223	9/30/2012	(71.53)

Kentucky American Water Company  
Case No. 2012-00520  
Response to PSC DR1, Item 31

Account	Description	Doc Type	Document Number	Posting Date	Amount
53481100	AWWSC Pension CAPX	UZ	2000000223	9/30/2012	(11.92)
53481100	AWWSC Pension CAPX	UZ	2000000225	9/30/2012	(23.84)
53481100	AWWSC Pension CAPX	UZ	2000000224	9/30/2012	(71.53)
53481100	AWWSC Pension CAPX	UZ	2000000225	9/30/2012	(47.67)
53481100	AWWSC Pension CAPX	UZ	2000000223	9/30/2012	(23.71)
53481100	AWWSC Pension CAPX	UZ	2000000223	9/30/2012	(23.71)
53481100	AWWSC Pension CAPX	UZ	2000000223	9/30/2012	(32.61)
53481100	AWWSC Pension CAPX	UZ	2000000223	9/30/2012	(26.70)
53481100	AWWSC Pension CAPX	UZ	2000000225	9/30/2012	(14.84)
53481100	AWWSC Pension CAPX	UZ	2000000227	9/30/2012	(41.51)
53481100	AWWSC Pension CAPX	UZ	2000000225	9/30/2012	(35.59)
53481200	AWWSC Group Ins CAPX	CF	9300001858	9/30/2012	42.07
53481200	AWWSC Group Ins CAPX	CF	9300001859	9/30/2012	2.79
53481200	AWWSC Group Ins CAPX	CF	9300001860	9/30/2012	18.53
53481200	AWWSC Group Ins CAPX	CF	9300001861	9/30/2012	194.03
53481200	AWWSC Group Ins CAPX	CF	9300001862	9/30/2012	228.28
53481200	AWWSC Group Ins CAPX	CF	9300001863	9/30/2012	75.89
53481200	AWWSC Group Ins CAPX	CF	9300001864	9/30/2012	447.96
53481200	AWWSC Group Ins CAPX	CF	9300001865	9/30/2012	25.92
53481200	AWWSC Group Ins CAPX	CF	9300001866	9/30/2012	20.51
53481200	AWWSC Group Ins CAPX	CF	9300001867	9/30/2012	10.87
53481200	AWWSC Group Ins CAPX	CF	9300001868	9/30/2012	0.87
53481200	AWWSC Group Ins CAPX	CF	9300001869	9/30/2012	210.29
53481200	AWWSC Group Ins CAPX	CF	9300001879	9/30/2012	234.50
53481200	AWWSC Group Ins CAPX	CF	9300001880	9/30/2012	143.92
53481200	AWWSC Group Ins CAPX	CF	9300001881	9/30/2012	218.71
53481200	AWWSC Group Ins CAPX	CF	9300001882	9/30/2012	48.82
53481200	AWWSC Group Ins CAPX	CF	9300001883	9/30/2012	377.29
53481200	AWWSC Group Ins CAPX	CF	9300001885	9/30/2012	37.24
53481200	AWWSC Group Ins CAPX	CF	9300001886	9/30/2012	0.18
53481200	AWWSC Group Ins CAPX	CF	9300001888	9/30/2012	117.91
53481200	AWWSC Group Ins CAPX	CF	9300001889	9/30/2012	953.33
53481200	AWWSC Group Ins CAPX	CF	9300001890	9/30/2012	82.82
53481200	AWWSC Group Ins CAPX	CF	9300001891	9/30/2012	49.47
53481200	AWWSC Group Ins CAPX	CF	9300001892	9/30/2012	0.46
53481200	AWWSC Group Ins CAPX	CF	9300001894	9/30/2012	7.48
53481200	AWWSC Group Ins CAPX	CF	9300001896	9/30/2012	11.14
53481200	AWWSC Group Ins CAPX	CF	9300001898	9/30/2012	31.60
53481200	AWWSC Group Ins CAPX	CF	9300001900	9/30/2012	(1.87)
53481200	AWWSC Group Ins CAPX	CF	9300001902	9/30/2012	34.53
53481200	AWWSC Group Ins CAPX	CF	9300001904	9/30/2012	0.72
53481200	AWWSC Group Ins CAPX	CF	9300001906	9/30/2012	13.96
53481200	AWWSC Group Ins CAPX	CF	9300001908	9/30/2012	23.78
53481200	AWWSC Group Ins CAPX	CF	9300001910	9/30/2012	14.81
53481200	AWWSC Group Ins CAPX	CF	9300001912	9/30/2012	8.16
53481200	AWWSC Group Ins CAPX	CF	9300001914	9/30/2012	42.88
53481200	AWWSC Group Ins CAPX	CF	9300001916	9/30/2012	7.84
53481200	AWWSC Group Ins CAPX	CF	9300001922	9/30/2012	40.06
53481200	AWWSC Group Ins CAPX	CF	9300001924	9/30/2012	35.66
53481200	AWWSC Group Ins CAPX	CF	9300001926	9/30/2012	36.44
53481200	AWWSC Group Ins CAPX	CF	9300001928	9/30/2012	10.75
53481200	AWWSC Group Ins CAPX	CF	9300001930	9/30/2012	58.09
53481200	AWWSC Group Ins CAPX	CF	9300001932	9/30/2012	37.45



## Kentucky American Water Company

Case No. 2012-00520

Response to PSC DR1, Item 31

Account	Description	Doc Type	Document Number	Posting Date	Amount
53481200	AWWSC Group Ins CAPX	CF	9300001934	9/30/2012	234.17
53481200	AWWSC Group Ins CAPX	CF	9300001936	9/30/2012	82.54
53481200	AWWSC Group Ins CAPX	CF	9300001938	9/30/2012	174.83
53481200	AWWSC Group Ins CAPX	CF	9300001940	9/30/2012	23.97
53481200	AWWSC Group Ins CAPX	CF	9300001942	9/30/2012	23.96
53481200	AWWSC Group Ins CAPX	CF	9300001944	9/30/2012	23.97
53481200	AWWSC Group Ins CAPX	CF	9300001946	9/30/2012	10.02
53481200	AWWSC Group Ins CAPX	CF	9300001948	9/30/2012	9.75
53481200	AWWSC Group Ins CAPX	CF	9300001950	9/30/2012	(11.95)
53481200	AWWSC Group Ins CAPX	CF	9300001952	9/30/2012	(13.31)
53481200	AWWSC Group Ins CAPX	CF	9300001976	9/30/2012	(40.08)
53481200	AWWSC Group Ins CAPX	CF	9300001977	9/30/2012	71.70
53481200	AWWSC Group Ins CAPX	CF	9300002006	9/30/2012	(0.89)
53481200	AWWSC Group Ins CAPX	CF	9300002010	9/30/2012	9.39
53481200	AWWSC Group Ins CAPX	CF	9300002011	9/30/2012	(0.89)
53481200	AWWSC Group Ins CAPX	CF	9300002042	9/30/2012	76.23
53481200	AWWSC Group Ins CAPX	CF	9300002044	9/30/2012	286.23
53481200	AWWSC Group Ins CAPX	CF	9300002045	9/30/2012	4.70
53481200	AWWSC Group Ins CAPX	CF	9300002048	9/30/2012	973.86
53481200	AWWSC Group Ins CAPX	CF	9300002049	9/30/2012	31.15
53481200	AWWSC Group Ins CAPX	CF	9300002050	9/30/2012	0.09
53481200	AWWSC Group Ins CAPX	CF	9300002051	9/30/2012	(0.47)
53481200	AWWSC Group Ins CAPX	CF	9300002052	9/30/2012	0.20
53481200	AWWSC Group Ins CAPX	CF	9300002054	9/30/2012	(0.68)
53481200	AWWSC Group Ins CAPX	CF	9300002055	9/30/2012	31.77
53481200	AWWSC Group Ins CAPX	CF	9300002056	9/30/2012	(0.47)
53481200	AWWSC Group Ins CAPX	CF	9300002057	9/30/2012	0.20
53481200	AWWSC Group Ins CAPX	CF	9300002059	9/30/2012	(0.49)
53481200	AWWSC Group Ins CAPX	CF	9300002060	9/30/2012	20.73
53481200	AWWSC Group Ins CAPX	CF	9300002062	9/30/2012	20.73
53481200	AWWSC Group Ins CAPX	CF	9300002064	9/30/2012	22.78
53481200	AWWSC Group Ins CAPX	CF	9300002065	9/30/2012	(0.82)
53481200	AWWSC Group Ins CAPX	CF	9300002067	9/30/2012	23.60
53481200	AWWSC Group Ins CAPX	CF	9300002069	9/30/2012	94.11
53481200	AWWSC Group Ins CAPX	CF	9300002071	9/30/2012	0.88
53481200	AWWSC Group Ins CAPX	CF	9300002072	9/30/2012	69.32
53481200	AWWSC Group Ins CAPX	CF	9300002074	9/30/2012	70.73
53481200	AWWSC Group Ins CAPX	CF	9300002076	9/30/2012	12.48
53481200	AWWSC Group Ins CAPX	CF	9300002078	9/30/2012	9.68
53481200	AWWSC Group Ins CAPX	CF	9300002080	9/30/2012	9.68
53481200	AWWSC Group Ins CAPX	CF	9300002082	9/30/2012	(0.30)
53481200	AWWSC Group Ins CAPX	CF	9300002085	9/30/2012	(1.48)
53481200	AWWSC Group Ins CAPX	CF	9300002086	9/30/2012	(1.53)
53481200	AWWSC Group Ins CAPX	CF	9300002087	9/30/2012	56.85
53481200	AWWSC Group Ins CAPX	CF	9300002089	9/30/2012	20.88
53481200	AWWSC Group Ins CAPX	CF	9300002091	9/30/2012	(39.21)
53481200	AWWSC Group Ins CAPX	CF	9300002092	9/30/2012	42.04
53481200	AWWSC Group Ins CAPX	CF	9300002097	9/30/2012	(55.52)
53481200	AWWSC Group Ins CAPX	CF	9300002099	9/30/2012	(1.86)
53481200	AWWSC Group Ins CAPX	CF	9300002100	9/30/2012	9.94
53481200	AWWSC Group Ins CAPX	CF	9300002102	9/30/2012	(7.86)
53481200	AWWSC Group Ins CAPX	CF	9300002103	9/30/2012	45.95
53481200	AWWSC Group Ins CAPX	CF	9300002105	9/30/2012	(0.47)

## Kentucky American Water Company

Case No. 2012-00520

Response to PSC DR1, Item 31

Account	Description	Doc Type	Document Number	Posting Date	Amount
53481200	AWWSC Group Ins CAPX	CF	9300002106	9/30/2012	9.18
53481200	AWWSC Group Ins CAPX	CF	9300002108	9/30/2012	(1.77)
53481200	AWWSC Group Ins CAPX	CF	9300002109	9/30/2012	1.99
53481200	AWWSC Group Ins CAPX	CF	9300002111	9/30/2012	(1.77)
53481200	AWWSC Group Ins CAPX	CF	9300002112	9/30/2012	0.20
53481200	AWWSC Group Ins CAPX	CF	9300002113	9/30/2012	0.99
53481200	AWWSC Group Ins CAPX	CF	9300002115	9/30/2012	(0.68)
53481200	AWWSC Group Ins CAPX	CF	9300002116	9/30/2012	0.99
53481200	AWWSC Group Ins CAPX	CF	9300002117	9/30/2012	0.20
53481200	AWWSC Group Ins CAPX	CF	9300002119	9/30/2012	(0.68)
53481200	AWWSC Group Ins CAPX	CF	9300002120	9/30/2012	2.28
53481200	AWWSC Group Ins CAPX	CF	9300002122	9/30/2012	(1.77)
53481200	AWWSC Group Ins CAPX	CF	9300002123	9/30/2012	(3.24)
53481200	AWWSC Group Ins CAPX	CF	9300002125	9/30/2012	(3.24)
53481200	AWWSC Group Ins CAPX	CF	9300002127	9/30/2012	(3.24)
53481200	AWWSC Group Ins CAPX	CF	9300002135	9/30/2012	8.15
53481200	AWWSC Group Ins CAPX	CF	9300002137	9/30/2012	7.25
53481200	AWWSC Group Ins CAPX	CF	9300002139	9/30/2012	6.88
53481200	AWWSC Group Ins CAPX	CF	9300002142	9/30/2012	4.05
53481200	AWWSC Group Ins CAPX	CF	9300002145	9/30/2012	(0.10)
53481200	AWWSC Group Ins CAPX	CF	9300002146	9/30/2012	18.80
53481200	AWWSC Group Ins CAPX	CF	9300002148	9/30/2012	9.68
53481200	AWWSC Group Ins CAPX	CF	9300002150	9/30/2012	9.68
53481200	AWWSC Group Ins CAPX	CF	9300002154	9/30/2012	9.68
53481200	AWWSC Group Ins CAPX	CF	9300002156	9/30/2012	26.43
53481200	AWWSC Group Ins CAPX	CF	9300002161	9/30/2012	(4.29)
53481200	AWWSC Group Ins CAPX	CF	9300002162	9/30/2012	5.34
53481200	AWWSC Group Ins CAPX	CF	9300002164	9/30/2012	(1.33)
53481200	AWWSC Group Ins CAPX	CF	9300002165	9/30/2012	28.47
53481200	AWWSC Group Ins CAPX	CF	9300002168	9/30/2012	61.40
53481200	AWWSC Group Ins CAPX	CF	9300002170	9/30/2012	48.72
53481200	AWWSC Group Ins CAPX	CF	9300002172	9/30/2012	8.50
53481200	AWWSC Group Ins CAPX	CF	9300002173	9/30/2012	16.77
53481200	AWWSC Group Ins CAPX	CF	9300002174	9/30/2012	(11.12)
53481200	AWWSC Group Ins CAPX	CF	9300002175	9/30/2012	25.55
53481200	AWWSC Group Ins CAPX	CF	9300002178	9/30/2012	(4.35)
53481200	AWWSC Group Ins CAPX	CF	9300002182	9/30/2012	13.10
53481200	AWWSC Group Ins CAPX	CF	9300002184	9/30/2012	1.64
53481200	AWWSC Group Ins CAPX	CF	9300002187	9/30/2012	1.80
53481200	AWWSC Group Ins CAPX	CF	9300002188	9/30/2012	1.80
53481200	AWWSC Group Ins CAPX	CF	9300002190	9/30/2012	184.54
53481200	AWWSC Group Ins CAPX	CF	9300002191	9/30/2012	(22.34)
53481200	AWWSC Group Ins CAPX	CF	9300002192	9/30/2012	1.80
53481200	AWWSC Group Ins CAPX	CF	9300002193	9/30/2012	9.18
53481200	AWWSC Group Ins CAPX	CF	9300002195	9/30/2012	105.88
53481200	AWWSC Group Ins CAPX	CF	9300002196	9/30/2012	(11.87)
53481200	AWWSC Group Ins CAPX	CF	9300002197	9/30/2012	(42.35)
53481200	AWWSC Group Ins CAPX	CF	9300002198	9/30/2012	(4.07)
53481200	AWWSC Group Ins CAPX	CF	9300002199	9/30/2012	108.11
53481200	AWWSC Group Ins CAPX	CF	9300002200	9/30/2012	17.64
53481200	AWWSC Group Ins CAPX	CF	9300002202	9/30/2012	(0.21)
53481200	AWWSC Group Ins CAPX	CF	9300002203	9/30/2012	29.08
53481200	AWWSC Group Ins CAPX	CF	9300002204	9/30/2012	1.41

## Kentucky American Water Company

Case No. 2012-00520

Response to PSC DR1, Item 31

Account	Description	Doc Type	Document Number	Posting Date	Amount
53481200	AWWSC Group Ins CAPX	CF	9300002205	9/30/2012	4.28
53481200	AWWSC Group Ins CAPX	CF	9300002207	9/30/2012	7.20
53481200	AWWSC Group Ins CAPX	CF	9300002209	9/30/2012	25.26
53481200	AWWSC Group Ins CAPX	CF	9300002211	9/30/2012	7.85
53481200	AWWSC Group Ins CAPX	CF	9300002213	9/30/2012	(1.76)
53481200	AWWSC Group Ins CAPX	CF	9300002215	9/30/2012	30.19
53481200	AWWSC Group Ins CAPX	CF	9300002216	9/30/2012	(6.56)
53481200	AWWSC Group Ins CAPX	CF	9300002217	9/30/2012	27.05
53481200	AWWSC Group Ins CAPX	CF	9300002219	9/30/2012	4.70
53481200	AWWSC Group Ins CAPX	CF	9300002220	9/30/2012	4.36
53481200	AWWSC Group Ins CAPX	CF	9300002222	9/30/2012	25.10
53481200	AWWSC Group Ins CAPX	CF	9300002226	9/30/2012	(0.79)
53481200	AWWSC Group Ins CAPX	CF	9300002227	9/30/2012	17.62
53481200	AWWSC Group Ins CAPX	CF	9300002231	9/30/2012	12.03
53481200	AWWSC Group Ins CAPX	CF	9300002232	9/30/2012	11.42
53481200	AWWSC Group Ins CAPX	CF	9300002236	9/30/2012	12.03
53481200	AWWSC Group Ins CAPX	CF	9300002237	9/30/2012	(3.61)
53481200	AWWSC Group Ins CAPX	CF	9300002238	9/30/2012	1.73
53481200	AWWSC Group Ins CAPX	CF	9300002242	9/30/2012	16.85
53481200	AWWSC Group Ins CAPX	CF	9300002243	9/30/2012	1.72
53481200	AWWSC Group Ins CAPX	CF	9300002247	9/30/2012	(2.40)
53481200	AWWSC Group Ins CAPX	CF	9300002248	9/30/2012	(1.25)
53481200	AWWSC Group Ins CAPX	CF	9300002249	9/30/2012	(3.61)
53481200	AWWSC Group Ins CAPX	CF	9300002250	9/30/2012	43.97
53481200	AWWSC Group Ins CAPX	CF	9300002254	9/30/2012	0.85
53481200	AWWSC Group Ins CAPX	CF	9300002257	9/30/2012	0.85
53481200	AWWSC Group Ins CAPX	CF	9300002259	9/30/2012	8.11
53481200	AWWSC Group Ins CAPX	CF	9300002464	9/30/2012	13.63
53481200	AWWSC Group Ins CAPX	CF	9300002465	9/30/2012	244.00
53481200	AWWSC Group Ins CAPX	CF	9300002554	9/30/2012	0.86
53481200	AWWSC Group Ins CAPX	CF	9300002557	9/30/2012	7.43
53481200	AWWSC Group Ins CAPX	CF	9300002558	9/30/2012	6.68
53481200	AWWSC Group Ins CAPX	CF	9300002559	9/30/2012	3.24
53481200	AWWSC Group Ins CAPX	CF	9300002560	9/30/2012	9.28
53481200	AWWSC Group Ins CAPX	CF	9300002561	9/30/2012	6.08
53481200	AWWSC Group Ins CAPX	CF	9300002564	9/30/2012	5.98
53481200	AWWSC Group Ins CAPX	CF	9300002564	9/30/2012	5.05
53481200	AWWSC Group Ins CAPX	CF	9300002565	9/30/2012	1.45
53481200	AWWSC Group Ins CAPX	CF	9300002567	9/30/2012	6.17
53481200	AWWSC Group Ins CAPX	CF	9300002568	9/30/2012	(47.24)
53481200	AWWSC Group Ins CAPX	CF	9300002571	9/30/2012	1.34
53481200	AWWSC Group Ins CAPX	CF	9300002573	9/30/2012	4.35
53481200	AWWSC Group Ins CAPX	CF	9300002574	9/30/2012	2.27
53481200	AWWSC Group Ins CAPX	CF	9300002575	9/30/2012	15.33
53481200	AWWSC Group Ins CAPX	CF	9300002576	9/30/2012	4.07
53481200	AWWSC Group Ins CAPX	CF	9300002577	9/30/2012	11.42
53481200	AWWSC Group Ins CAPX	CF	9300002577	9/30/2012	23.97
53481200	AWWSC Group Ins CAPX	CF	9300002579	9/30/2012	(1.64)
53481200	AWWSC Group Ins CAPX	CF	9300002580	9/30/2012	3.58
53481200	AWWSC Group Ins CAPX	CF	9300002581	9/30/2012	1.33
53481200	AWWSC Group Ins CAPX	CF	9300002582	9/30/2012	0.79
53481200	AWWSC Group Ins CAPX	CF	9300002583	9/30/2012	4.60
53481200	AWWSC Group Ins CAPX	CF	9300002585	9/30/2012	9.80

## Kentucky American Water Company

Case No. 2012-00520

Response to PSC DR1, Item 31

Account	Description	Doc Type	Document Number	Posting Date	Amount
53481200	AWWSC Group Ins CAPX	CF	9300002588	9/30/2012	12.23
53481200	AWWSC Group Ins CAPX	CF	9300002588	9/30/2012	1.83
53481200	AWWSC Group Ins CAPX	CF	9300002589	9/30/2012	0.24
53481200	AWWSC Group Ins CAPX	CF	9300002590	9/30/2012	0.02
53481200	AWWSC Group Ins CAPX	CF	9300002590	9/30/2012	0.02
53481200	AWWSC Group Ins CAPX	CF	9300002591	9/30/2012	0.35
53481200	AWWSC Group Ins CAPX	CF	9300002591	9/30/2012	0.02
53481200	AWWSC Group Ins CAPX	CF	9300002592	9/30/2012	0.93
53481200	AWWSC Group Ins CAPX	CF	9300002592	9/30/2012	(0.55)
53481200	AWWSC Group Ins CAPX	CF	9300002592	9/30/2012	0.23
53481200	AWWSC Group Ins CAPX	CF	9300002593	9/30/2012	0.06
53481200	AWWSC Group Ins CAPX	CF	9300002593	9/30/2012	2.82
53481200	AWWSC Group Ins CAPX	CF	9300002593	9/30/2012	(0.03)
53481200	AWWSC Group Ins CAPX	CF	9300002593	9/30/2012	0.11
53481200	AWWSC Group Ins CAPX	CF	9300002594	9/30/2012	0.06
53481200	AWWSC Group Ins CAPX	CF	9300002594	9/30/2012	0.72
53481200	AWWSC Group Ins CAPX	CF	9300002595	9/30/2012	0.68
53481200	AWWSC Group Ins CAPX	CF	9300002595	9/30/2012	211.18
53481200	AWWSC Group Ins CAPX	CF	9300002596	9/30/2012	149.13
53481200	AWWSC Group Ins CAPX	CF	9300002596	9/30/2012	57.98
53481200	AWWSC Group Ins CAPX	CF	9300002596	9/30/2012	40.95
53481200	AWWSC Group Ins CAPX	CF	9300002597	9/30/2012	171.05
53481200	AWWSC Group Ins CAPX	CF	9300002597	9/30/2012	61.50
53481200	AWWSC Group Ins CAPX	CF	9300002597	9/30/2012	46.96
53481200	AWWSC Group Ins CAPX	CF	9300002597	9/30/2012	16.88
53481200	AWWSC Group Ins CAPX	CF	9300002598	9/30/2012	173.00
53481200	AWWSC Group Ins CAPX	CF	9300002598	9/30/2012	122.57
53481200	AWWSC Group Ins CAPX	CF	9300002598	9/30/2012	47.50
53481200	AWWSC Group Ins CAPX	CF	9300002598	9/30/2012	33.65
53481200	AWWSC Group Ins CAPX	CF	9300002600	9/30/2012	0.04
53481200	AWWSC Group Ins CAPX	CF	9300002600	9/30/2012	0.01
53481200	AWWSC Group Ins CAPX	CF	9300002600	9/30/2012	0.01
53481200	AWWSC Group Ins CAPX	CF	9300002601	9/30/2012	0.01
53481200	AWWSC Group Ins CAPX	CF	9300002602	9/30/2012	0.01
53481200	AWWSC Group Ins CAPX	CF	9300002602	9/30/2012	0.01
53481200	AWWSC Group Ins CAPX	CF	9300002603	9/30/2012	0.01
53481200	AWWSC Group Ins CAPX	CF	9300002603	9/30/2012	0.01
53481200	AWWSC Group Ins CAPX	CF	9300002604	9/30/2012	0.01
53481200	AWWSC Group Ins CAPX	CF	9300002604	9/30/2012	0.01
53481200	AWWSC Group Ins CAPX	CF	9300002604	9/30/2012	0.01
53481200	AWWSC Group Ins CAPX	CF	9300002605	9/30/2012	0.01
53481200	AWWSC Group Ins CAPX	CF	9300002605	9/30/2012	0.01
53481200	AWWSC Group Ins CAPX	CF	9300002606	9/30/2012	0.03
53481200	AWWSC Group Ins CAPX	CF	9300002606	9/30/2012	0.01
53481200	AWWSC Group Ins CAPX	CF	9300002606	9/30/2012	0.03
53481200	AWWSC Group Ins CAPX	CF	9300002606	9/30/2012	0.01
53481200	AWWSC Group Ins CAPX	CF	9300002610	9/30/2012	229.26
53481200	AWWSC Group Ins CAPX	CF	9300002622	9/30/2012	217.61
53481200	AWWSC Group Ins CAPX	CF	9300002632	9/30/2012	971.79
53481200	AWWSC Group Ins CAPX	CF	9300002639	9/30/2012	210.76
53481200	AWWSC Group Ins CAPX	CF	9300002650	9/30/2012	160.89
53481200	AWWSC Group Ins CAPX	CF	9300002657	9/30/2012	145.57
53481200	AWWSC Group Ins CAPX	CF	9300002665	9/30/2012	233.27

Kentucky American Water Company  
Case No. 2012-00520  
Response to PSC DR1, Item 31

Account	Description	Doc Type	Document Number	Posting Date	Amount
53481200	AWWSC Group Ins CAPX	CF	9300002670	9/30/2012	113.61
53481200	AWWSC Group Ins CAPX	CF	9300002671	9/30/2012	140.24
53481200	AWWSC Group Ins CAPX	CF	9300002671	9/30/2012	(19.91)
53481200	AWWSC Group Ins CAPX	CF	9300002671	9/30/2012	57.84
53481200	AWWSC Group Ins CAPX	CF	9300002671	9/30/2012	40.70
53481200	AWWSC Group Ins CAPX	CF	9300002671	9/30/2012	111.66
53481200	AWWSC Group Ins CAPX	CF	9300002671	9/30/2012	62.20
53481200	AWWSC Group Ins CAPX	CF	9300002671	9/30/2012	62.46
53481200	AWWSC Group Ins CAPX	CF	9300002672	9/30/2012	52.27
53481200	AWWSC Group Ins CAPX	CF	9300002672	9/30/2012	39.62
53481200	AWWSC Group Ins CAPX	UT	9300002544	9/30/2012	(3,542.66)
53481200	AWWSC Group Ins CAPX	UT	9300002695	9/30/2012	(1,612.37)
53481200	AWWSC Group Ins CAPX	UZ	2000000216	9/30/2012	(257.63)
53481200	AWWSC Group Ins CAPX	UZ	2000000225	9/30/2012	(243.92)
53481200	AWWSC Group Ins CAPX	UZ	2000000213	9/30/2012	1.76
53481200	AWWSC Group Ins CAPX	UZ	2000000214	9/30/2012	(7.85)
53481200	AWWSC Group Ins CAPX	UZ	2000000223	9/30/2012	(5.67)
53481200	AWWSC Group Ins CAPX	UZ	2000000213	9/30/2012	0.89
53481200	AWWSC Group Ins CAPX	UZ	2000000214	9/30/2012	(9.39)
53481200	AWWSC Group Ins CAPX	UZ	2000000213	9/30/2012	0.89
53481200	AWWSC Group Ins CAPX	UZ	2000000214	9/30/2012	(25.10)
53481200	AWWSC Group Ins CAPX	UZ	2000000223	9/30/2012	(16.99)
53481200	AWWSC Group Ins CAPX	UZ	2000000213	9/30/2012	(25.26)
53481200	AWWSC Group Ins CAPX	UZ	2000000223	9/30/2012	(5.67)
53481200	AWWSC Group Ins CAPX	UZ	2000000214	9/30/2012	(7.20)
53481200	AWWSC Group Ins CAPX	UZ	2000000225	9/30/2012	(5.67)
53481200	AWWSC Group Ins CAPX	UZ	2000000214	9/30/2012	(4.28)
53481200	AWWSC Group Ins CAPX	UZ	2000000227	9/30/2012	(5.67)
53481200	AWWSC Group Ins CAPX	UZ	2000000213	9/30/2012	(30.19)
53481200	AWWSC Group Ins CAPX	UZ	2000000214	9/30/2012	6.56
53481200	AWWSC Group Ins CAPX	UZ	2000000223	9/30/2012	(11.33)
53481200	AWWSC Group Ins CAPX	UZ	2000000214	9/30/2012	(27.05)
53481200	AWWSC Group Ins CAPX	UZ	2000000223	9/30/2012	(16.99)
53481200	AWWSC Group Ins CAPX	UZ	2000000213	9/30/2012	(9.06)
53481200	AWWSC Group Ins CAPX	UZ	2000000223	9/30/2012	(11.33)
53481200	AWWSC Group Ins CAPX	UZ	2000000213	9/30/2012	11.87
53481200	AWWSC Group Ins CAPX	UZ	2000000213	9/30/2012	(105.88)
53481200	AWWSC Group Ins CAPX	UZ	2000000227	9/30/2012	(39.64)
53481200	AWWSC Group Ins CAPX	UZ	2000000214	9/30/2012	(184.54)
53481200	AWWSC Group Ins CAPX	UZ	2000000214	9/30/2012	22.34
53481200	AWWSC Group Ins CAPX	UZ	2000000227	9/30/2012	(67.97)
53481200	AWWSC Group Ins CAPX	UZ	2000000214	9/30/2012	(30.49)
53481200	AWWSC Group Ins CAPX	UZ	2000000214	9/30/2012	0.21
53481200	AWWSC Group Ins CAPX	UZ	2000000223	9/30/2012	(22.65)
53481200	AWWSC Group Ins CAPX	UZ	2000000213	9/30/2012	(10.98)
53481200	AWWSC Group Ins CAPX	UZ	2000000214	9/30/2012	(3.60)
53481200	AWWSC Group Ins CAPX	UZ	2000000213	9/30/2012	(125.75)
53481200	AWWSC Group Ins CAPX	UZ	2000000214	9/30/2012	46.42
53481200	AWWSC Group Ins CAPX	UZ	2000000225	9/30/2012	(45.30)
53481200	AWWSC Group Ins CAPX	UZ	2000000213	9/30/2012	(1.64)
53481200	AWWSC Group Ins CAPX	UZ	2000000214	9/30/2012	(13.10)
53481200	AWWSC Group Ins CAPX	UZ	2000000223	9/30/2012	(16.99)
53481200	AWWSC Group Ins CAPX	UZ	2000000213	9/30/2012	4.35

Kentucky American Water Company  
Case No. 2012-00520  
Response to PSC DR1, Item 31

Account	Description	Doc Type	Document Number	Posting Date	Amount
53481200	AWWSC Group Ins CAPX	UZ	2000000214	9/30/2012	(25.27)
53481200	AWWSC Group Ins CAPX	UZ	2000000223	9/30/2012	0.55
53481200	AWWSC Group Ins CAPX	UZ	2000000223	9/30/2012	(22.92)
53481200	AWWSC Group Ins CAPX	UZ	2000000214	9/30/2012	11.12
53481200	AWWSC Group Ins CAPX	UZ	2000000216	9/30/2012	(25.55)
53481200	AWWSC Group Ins CAPX	UZ	2000000223	9/30/2012	(11.33)
53481200	AWWSC Group Ins CAPX	UZ	2000000213	9/30/2012	(48.72)
53481200	AWWSC Group Ins CAPX	UZ	2000000223	9/30/2012	(11.33)
53481200	AWWSC Group Ins CAPX	UZ	2000000214	9/30/2012	(61.40)
53481200	AWWSC Group Ins CAPX	UZ	2000000223	9/30/2012	(16.99)
53481200	AWWSC Group Ins CAPX	UZ	2000000213	9/30/2012	4.29
53481200	AWWSC Group Ins CAPX	UZ	2000000213	9/30/2012	(5.34)
53481200	AWWSC Group Ins CAPX	UZ	2000000225	9/30/2012	(5.67)
53481200	AWWSC Group Ins CAPX	UZ	2000000214	9/30/2012	1.33
53481200	AWWSC Group Ins CAPX	UZ	2000000214	9/30/2012	(28.47)
53481200	AWWSC Group Ins CAPX	UZ	2000000214	9/30/2012	(26.43)
53481200	AWWSC Group Ins CAPX	UZ	2000000223	9/30/2012	(16.99)
53481200	AWWSC Group Ins CAPX	UZ	2000000213	9/30/2012	(9.68)
53481200	AWWSC Group Ins CAPX	UZ	2000000223	9/30/2012	(5.67)
53481200	AWWSC Group Ins CAPX	UZ	2000000214	9/30/2012	(9.68)
53481200	AWWSC Group Ins CAPX	UZ	2000000223	9/30/2012	(5.67)
53481200	AWWSC Group Ins CAPX	UZ	2000000214	9/30/2012	(9.68)
53481200	AWWSC Group Ins CAPX	UZ	2000000225	9/30/2012	(5.67)
53481200	AWWSC Group Ins CAPX	UZ	2000000213	9/30/2012	(18.80)
53481200	AWWSC Group Ins CAPX	UZ	2000000213	9/30/2012	0.10
53481200	AWWSC Group Ins CAPX	UZ	2000000227	9/30/2012	(11.33)
53481200	AWWSC Group Ins CAPX	UZ	2000000214	9/30/2012	(4.05)
53481200	AWWSC Group Ins CAPX	UZ	2000000213	9/30/2012	(6.88)
53481200	AWWSC Group Ins CAPX	UZ	2000000222	9/30/2012	(5.67)
53481200	AWWSC Group Ins CAPX	UZ	2000000213	9/30/2012	(7.25)
53481200	AWWSC Group Ins CAPX	UZ	2000000223	9/30/2012	(5.67)
53481200	AWWSC Group Ins CAPX	UZ	2000000214	9/30/2012	(8.15)
53481200	AWWSC Group Ins CAPX	UZ	2000000223	9/30/2012	(5.67)
53481200	AWWSC Group Ins CAPX	UZ	2000000213	9/30/2012	3.24
53481200	AWWSC Group Ins CAPX	UZ	2000000214	9/30/2012	3.24
53481200	AWWSC Group Ins CAPX	UZ	2000000213	9/30/2012	3.24
53481200	AWWSC Group Ins CAPX	UZ	2000000214	9/30/2012	(2.28)
53481200	AWWSC Group Ins CAPX	UZ	2000000214	9/30/2012	1.77
53481200	AWWSC Group Ins CAPX	UZ	2000000213	9/30/2012	0.68
53481200	AWWSC Group Ins CAPX	UZ	2000000214	9/30/2012	(1.19)
53481200	AWWSC Group Ins CAPX	UZ	2000000213	9/30/2012	(1.19)
53481200	AWWSC Group Ins CAPX	UZ	2000000213	9/30/2012	0.68
53481200	AWWSC Group Ins CAPX	UZ	2000000213	9/30/2012	(1.99)
53481200	AWWSC Group Ins CAPX	UZ	2000000214	9/30/2012	1.77
53481200	AWWSC Group Ins CAPX	UZ	2000000213	9/30/2012	2.24
53481200	AWWSC Group Ins CAPX	UZ	2000000213	9/30/2012	(9.18)
53481200	AWWSC Group Ins CAPX	UZ	2000000225	9/30/2012	(5.67)
53481200	AWWSC Group Ins CAPX	UZ	2000000214	9/30/2012	7.86
53481200	AWWSC Group Ins CAPX	UZ	2000000214	9/30/2012	(45.95)
53481200	AWWSC Group Ins CAPX	UZ	2000000223	9/30/2012	(62.30)
53481200	AWWSC Group Ins CAPX	UZ	2000000214	9/30/2012	1.86
53481200	AWWSC Group Ins CAPX	UZ	2000000214	9/30/2012	(9.94)
53481200	AWWSC Group Ins CAPX	UZ	2000000225	9/30/2012	(33.97)

## Kentucky American Water Company

Case No. 2012-00520

Response to PSC DR1, Item 31

Account	Description	Doc Type	Document Number	Posting Date	Amount
53481200	AWWSC Group Ins CAPX	UZ	2000000213	9/30/2012	55.52
53481200	AWWSC Group Ins CAPX	UZ	2000000213	9/30/2012	(20.88)
53481200	AWWSC Group Ins CAPX	UZ	2000000225	9/30/2012	(16.99)
53481200	AWWSC Group Ins CAPX	UZ	2000000213	9/30/2012	39.21
53481200	AWWSC Group Ins CAPX	UZ	2000000214	9/30/2012	(42.04)
53481200	AWWSC Group Ins CAPX	UZ	2000000223	9/30/2012	(11.33)
53481200	AWWSC Group Ins CAPX	UZ	2000000213	9/30/2012	(56.85)
53481200	AWWSC Group Ins CAPX	UZ	2000000214	9/30/2012	3.01
53481200	AWWSC Group Ins CAPX	UZ	2000000223	9/30/2012	(22.65)
53481200	AWWSC Group Ins CAPX	UZ	2000000213	9/30/2012	0.30
53481200	AWWSC Group Ins CAPX	UZ	2000000214	9/30/2012	(9.68)
53481200	AWWSC Group Ins CAPX	UZ	2000000223	9/30/2012	(5.67)
53481200	AWWSC Group Ins CAPX	UZ	2000000214	9/30/2012	(9.68)
53481200	AWWSC Group Ins CAPX	UZ	2000000223	9/30/2012	(5.67)
53481200	AWWSC Group Ins CAPX	UZ	2000000216	9/30/2012	(12.48)
53481200	AWWSC Group Ins CAPX	UZ	2000000223	9/30/2012	(5.67)
53481200	AWWSC Group Ins CAPX	UZ	2000000213	9/30/2012	(70.73)
53481200	AWWSC Group Ins CAPX	UZ	2000000223	9/30/2012	(22.65)
53481200	AWWSC Group Ins CAPX	UZ	2000000214	9/30/2012	(70.20)
53481200	AWWSC Group Ins CAPX	UZ	2000000223	9/30/2012	(39.88)
53481200	AWWSC Group Ins CAPX	UZ	2000000214	9/30/2012	(94.11)
53481200	AWWSC Group Ins CAPX	UZ	2000000223	9/30/2012	(39.64)
53481200	AWWSC Group Ins CAPX	UZ	2000000214	9/30/2012	(23.60)
53481200	AWWSC Group Ins CAPX	UZ	2000000227	9/30/2012	(16.99)
53481200	AWWSC Group Ins CAPX	UZ	2000000213	9/30/2012	(22.78)
53481200	AWWSC Group Ins CAPX	UZ	2000000213	9/30/2012	0.82
53481200	AWWSC Group Ins CAPX	UZ	2000000223	9/30/2012	(16.99)
53481200	AWWSC Group Ins CAPX	UZ	2000000214	9/30/2012	(20.73)
53481200	AWWSC Group Ins CAPX	UZ	2000000223	9/30/2012	(22.65)
53481200	AWWSC Group Ins CAPX	UZ	2000000216	9/30/2012	(20.73)
53481200	AWWSC Group Ins CAPX	UZ	2000000225	9/30/2012	(22.65)
53481200	AWWSC Group Ins CAPX	UZ	2000000213	9/30/2012	0.96
53481200	AWWSC Group Ins CAPX	UZ	2000000214	9/30/2012	(31.97)
53481200	AWWSC Group Ins CAPX	UZ	2000000225	9/30/2012	(28.31)
53481200	AWWSC Group Ins CAPX	UZ	2000000213	9/30/2012	(31.44)
53481200	AWWSC Group Ins CAPX	UZ	2000000213	9/30/2012	1.15
53481200	AWWSC Group Ins CAPX	UZ	2000000225	9/30/2012	(28.31)
53481200	AWWSC Group Ins CAPX	UZ	2000000214	9/30/2012	(973.86)
53481200	AWWSC Group Ins CAPX	UZ	2000000227	9/30/2012	(317.16)
53481200	AWWSC Group Ins CAPX	UZ	2000000214	9/30/2012	(290.93)
53481200	AWWSC Group Ins CAPX	UZ	2000000223	9/30/2012	(181.25)
53481200	AWWSC Group Ins CAPX	UZ	2000000214	9/30/2012	(76.23)
53481200	AWWSC Group Ins CAPX	UZ	2000000227	9/30/2012	(33.97)
53481200	AWWSC Group Ins CAPX	UZ	2000000214	9/30/2012	40.08
53481200	AWWSC Group Ins CAPX	UZ	2000000214	9/30/2012	(71.70)
53481200	AWWSC Group Ins CAPX	UZ	2000000227	9/30/2012	(28.31)
53481200	AWWSC Group Ins CAPX	UZ	2000000214	9/30/2012	(11.14)
53481200	AWWSC Group Ins CAPX	UZ	2000000227	9/30/2012	(16.99)
53481200	AWWSC Group Ins CAPX	UZ	2000000214	9/30/2012	(40.06)
53481200	AWWSC Group Ins CAPX	UZ	2000000223	9/30/2012	(33.97)
53481200	AWWSC Group Ins CAPX	UZ	2000000213	9/30/2012	(31.60)
53481200	AWWSC Group Ins CAPX	UZ	2000000225	9/30/2012	(22.65)
53481200	AWWSC Group Ins CAPX	UZ	2000000213	9/30/2012	(10.02)

## Kentucky American Water Company

Case No. 2012-00520

Response to PSC DR1, Item 31

Account	Description	Doc Type	Document Number	Posting Date	Amount
53481200	AWWSC Group Ins CAPX	UZ	2000000223	9/30/2012	(11.33)
53481200	AWWSC Group Ins CAPX	UZ	2000000213	9/30/2012	(23.97)
53481200	AWWSC Group Ins CAPX	UZ	2000000223	9/30/2012	(22.65)
53481200	AWWSC Group Ins CAPX	UZ	2000000214	9/30/2012	(23.96)
53481200	AWWSC Group Ins CAPX	UZ	2000000223	9/30/2012	(22.65)
53481200	AWWSC Group Ins CAPX	UZ	2000000214	9/30/2012	(23.97)
53481200	AWWSC Group Ins CAPX	UZ	2000000223	9/30/2012	(22.65)
53481200	AWWSC Group Ins CAPX	UZ	2000000214	9/30/2012	(174.83)
53481200	AWWSC Group Ins CAPX	UZ	2000000222	9/30/2012	(84.95)
53481200	AWWSC Group Ins CAPX	UZ	2000000213	9/30/2012	(82.54)
53481200	AWWSC Group Ins CAPX	UZ	2000000223	9/30/2012	(67.97)
53481200	AWWSC Group Ins CAPX	UZ	2000000213	9/30/2012	(234.17)
53481200	AWWSC Group Ins CAPX	UZ	2000000223	9/30/2012	(186.92)
53481200	AWWSC Group Ins CAPX	UZ	2000000214	9/30/2012	(37.45)
53481200	AWWSC Group Ins CAPX	UZ	2000000225	9/30/2012	(28.31)
53481200	AWWSC Group Ins CAPX	UZ	2000000213	9/30/2012	(58.09)
53481200	AWWSC Group Ins CAPX	UZ	2000000223	9/30/2012	(28.31)
53481200	AWWSC Group Ins CAPX	UZ	2000000214	9/30/2012	(10.75)
53481200	AWWSC Group Ins CAPX	UZ	2000000225	9/30/2012	(11.33)
53481200	AWWSC Group Ins CAPX	UZ	2000000214	9/30/2012	(7.84)
53481200	AWWSC Group Ins CAPX	UZ	2000000223	9/30/2012	(5.67)
53481200	AWWSC Group Ins CAPX	UZ	2000000214	9/30/2012	(42.88)
53481200	AWWSC Group Ins CAPX	UZ	2000000223	9/30/2012	(28.31)
53481200	AWWSC Group Ins CAPX	UZ	2000000213	9/30/2012	(8.16)
53481200	AWWSC Group Ins CAPX	UZ	2000000222	9/30/2012	(11.33)
53481200	AWWSC Group Ins CAPX	UZ	2000000213	9/30/2012	(36.44)
53481200	AWWSC Group Ins CAPX	UZ	2000000225	9/30/2012	(33.97)
53481200	AWWSC Group Ins CAPX	UZ	2000000214	9/30/2012	(14.81)
53481200	AWWSC Group Ins CAPX	UZ	2000000227	9/30/2012	(11.33)
53481200	AWWSC Group Ins CAPX	UZ	2000000214	9/30/2012	(23.78)
53481200	AWWSC Group Ins CAPX	UZ	2000000223	9/30/2012	(22.65)
53481200	AWWSC Group Ins CAPX	UZ	2000000214	9/30/2012	(13.96)
53481200	AWWSC Group Ins CAPX	UZ	2000000223	9/30/2012	(11.33)
53481200	AWWSC Group Ins CAPX	UZ	2000000213	9/30/2012	(0.72)
53481200	AWWSC Group Ins CAPX	UZ	2000000225	9/30/2012	(11.33)
53481200	AWWSC Group Ins CAPX	UZ	2000000214	9/30/2012	(34.53)
53481200	AWWSC Group Ins CAPX	UZ	2000000225	9/30/2012	(33.97)
53481200	AWWSC Group Ins CAPX	UZ	2000000216	9/30/2012	1.87
53481200	AWWSC Group Ins CAPX	UZ	2000000216	9/30/2012	13.31
53481200	AWWSC Group Ins CAPX	UZ	2000000214	9/30/2012	11.95
53481200	AWWSC Group Ins CAPX	UZ	2000000214	9/30/2012	(8.11)
53481200	AWWSC Group Ins CAPX	UZ	2000000225	9/30/2012	(5.67)
53481200	AWWSC Group Ins CAPX	UZ	2000000214	9/30/2012	(9.75)
53481200	AWWSC Group Ins CAPX	UZ	2000000223	9/30/2012	(11.33)
53481200	AWWSC Group Ins CAPX	UZ	2000000214	9/30/2012	(35.66)
53481200	AWWSC Group Ins CAPX	UZ	2000000225	9/30/2012	(33.97)
53481200	AWWSC Group Ins CAPX	UZ	2000000214	9/30/2012	(7.48)
53481200	AWWSC Group Ins CAPX	UZ	2000000225	9/30/2012	(22.65)
53481200	AWWSC Group Ins CAPX	UZ	2000000213	9/30/2012	(0.85)
53481200	AWWSC Group Ins CAPX	UZ	2000000223	9/30/2012	2.17
53481200	AWWSC Group Ins CAPX	UZ	2000000225	9/30/2012	(6.61)
53481200	AWWSC Group Ins CAPX	UZ	2000000213	9/30/2012	(0.85)
53481200	AWWSC Group Ins CAPX	UZ	2000000225	9/30/2012	(6.61)



Kentucky American Water Company  
Case No. 2012-00520  
Response to PSC DR1, Item 31

Account	Description	Doc Type	Document Number	Posting Date	Amount
53481200	AWWSC Group Ins CAPX	UZ	2000000225	9/30/2012	2.17
53481200	AWWSC Group Ins CAPX	UZ	2000000214	9/30/2012	7.26
53481200	AWWSC Group Ins CAPX	UZ	2000000214	9/30/2012	(43.97)
53481200	AWWSC Group Ins CAPX	UZ	2000000223	9/30/2012	(9.12)
53481200	AWWSC Group Ins CAPX	UZ	2000000227	9/30/2012	2.99
53481200	AWWSC Group Ins CAPX	UZ	2000000213	9/30/2012	(18.57)
53481200	AWWSC Group Ins CAPX	UZ	2000000225	9/30/2012	2.44
53481200	AWWSC Group Ins CAPX	UZ	2000000227	9/30/2012	(7.44)
53481200	AWWSC Group Ins CAPX	UZ	2000000213	9/30/2012	3.61
53481200	AWWSC Group Ins CAPX	UZ	2000000216	9/30/2012	(13.76)
53481200	AWWSC Group Ins CAPX	UZ	2000000225	9/30/2012	(4.16)
53481200	AWWSC Group Ins CAPX	UZ	2000000227	9/30/2012	1.36
53481200	AWWSC Group Ins CAPX	UZ	2000000213	9/30/2012	(23.45)
53481200	AWWSC Group Ins CAPX	UZ	2000000225	9/30/2012	(11.59)
53481200	AWWSC Group Ins CAPX	UZ	2000000225	9/30/2012	3.80
53481200	AWWSC Group Ins CAPX	UZ	2000000214	9/30/2012	(17.62)
53481200	AWWSC Group Ins CAPX	UZ	2000000214	9/30/2012	0.79
53481200	AWWSC Group Ins CAPX	UZ	2000000224	9/30/2012	3.26
53481200	AWWSC Group Ins CAPX	UZ	2000000225	9/30/2012	(9.96)
53481300	AWWSC Other Ben CAPX	CF	9300001858	9/30/2012	6.77
53481300	AWWSC Other Ben CAPX	CF	9300001859	9/30/2012	1.66
53481300	AWWSC Other Ben CAPX	CF	9300001860	9/30/2012	27.46
53481300	AWWSC Other Ben CAPX	CF	9300001861	9/30/2012	87.45
53481300	AWWSC Other Ben CAPX	CF	9300001862	9/30/2012	123.81
53481300	AWWSC Other Ben CAPX	CF	9300001863	9/30/2012	39.08
53481300	AWWSC Other Ben CAPX	CF	9300001864	9/30/2012	257.74
53481300	AWWSC Other Ben CAPX	CF	9300001865	9/30/2012	33.73
53481300	AWWSC Other Ben CAPX	CF	9300001866	9/30/2012	5.10
53481300	AWWSC Other Ben CAPX	CF	9300001867	9/30/2012	2.70
53481300	AWWSC Other Ben CAPX	CF	9300001868	9/30/2012	0.21
53481300	AWWSC Other Ben CAPX	CF	9300001869	9/30/2012	104.49
53481300	AWWSC Other Ben CAPX	CF	9300001879	9/30/2012	75.27
53481300	AWWSC Other Ben CAPX	CF	9300001880	9/30/2012	25.75
53481300	AWWSC Other Ben CAPX	CF	9300001881	9/30/2012	44.24
53481300	AWWSC Other Ben CAPX	CF	9300001883	9/30/2012	64.63
53481300	AWWSC Other Ben CAPX	CF	9300001885	9/30/2012	9.97
53481300	AWWSC Other Ben CAPX	CF	9300001886	9/30/2012	0.40
53481300	AWWSC Other Ben CAPX	CF	9300001888	9/30/2012	141.58
53481300	AWWSC Other Ben CAPX	CF	9300001889	9/30/2012	513.74
53481300	AWWSC Other Ben CAPX	CF	9300001890	9/30/2012	28.38
53481300	AWWSC Other Ben CAPX	CF	9300001891	9/30/2012	29.46
53481300	AWWSC Other Ben CAPX	CF	9300001892	9/30/2012	7.32
53481300	AWWSC Other Ben CAPX	CF	9300001894	9/30/2012	7.44
53481300	AWWSC Other Ben CAPX	CF	9300001896	9/30/2012	11.56
53481300	AWWSC Other Ben CAPX	CF	9300001898	9/30/2012	7.50
53481300	AWWSC Other Ben CAPX	CF	9300001900	9/30/2012	(0.28)
53481300	AWWSC Other Ben CAPX	CF	9300001902	9/30/2012	9.47
53481300	AWWSC Other Ben CAPX	CF	9300001904	9/30/2012	7.80
53481300	AWWSC Other Ben CAPX	CF	9300001906	9/30/2012	1,596.24
53481300	AWWSC Other Ben CAPX	CF	9300001908	9/30/2012	1,599.77
53481300	AWWSC Other Ben CAPX	CF	9300001910	9/30/2012	1,593.04
53481300	AWWSC Other Ben CAPX	CF	9300001912	9/30/2012	4,138.29
53481300	AWWSC Other Ben CAPX	CF	9300001914	9/30/2012	1,462.83

## Kentucky American Water Company

Case No. 2012-00520

Response to PSC DR1, Item 31

Account	Description	Doc Type	Document Number	Posting Date	Amount
53481300	AWWSC Other Ben CAPX	CF	9300001916	9/30/2012	3,833.33
53481300	AWWSC Other Ben CAPX	CF	9300001922	9/30/2012	25.86
53481300	AWWSC Other Ben CAPX	CF	9300001924	9/30/2012	24.14
53481300	AWWSC Other Ben CAPX	CF	9300001926	9/30/2012	24.51
53481300	AWWSC Other Ben CAPX	CF	9300001928	9/30/2012	2.21
53481300	AWWSC Other Ben CAPX	CF	9300001930	9/30/2012	17.32
53481300	AWWSC Other Ben CAPX	CF	9300001932	9/30/2012	19.01
53481300	AWWSC Other Ben CAPX	CF	9300001934	9/30/2012	8,087.35
53481300	AWWSC Other Ben CAPX	CF	9300001936	9/30/2012	6,820.95
53481300	AWWSC Other Ben CAPX	CF	9300001938	9/30/2012	2,954.64
53481300	AWWSC Other Ben CAPX	CF	9300001940	9/30/2012	12.19
53481300	AWWSC Other Ben CAPX	CF	9300001942	9/30/2012	12.16
53481300	AWWSC Other Ben CAPX	CF	9300001944	9/30/2012	12.19
53481300	AWWSC Other Ben CAPX	CF	9300001946	9/30/2012	314.10
53481300	AWWSC Other Ben CAPX	CF	9300001948	9/30/2012	314.09
53481300	AWWSC Other Ben CAPX	CF	9300001950	9/30/2012	(2.17)
53481300	AWWSC Other Ben CAPX	CF	9300001952	9/30/2012	(13.06)
53481300	AWWSC Other Ben CAPX	CF	9300001968	9/30/2012	1,825.47
53481300	AWWSC Other Ben CAPX	CF	9300001973	9/30/2012	1,495.01
53481300	AWWSC Other Ben CAPX	CF	9300001976	9/30/2012	(25.34)
53481300	AWWSC Other Ben CAPX	CF	9300001977	9/30/2012	45.33
53481300	AWWSC Other Ben CAPX	CF	9300002010	9/30/2012	0.90
53481300	AWWSC Other Ben CAPX	CF	9300002042	9/30/2012	31.09
53481300	AWWSC Other Ben CAPX	CF	9300002044	9/30/2012	5,101.79
53481300	AWWSC Other Ben CAPX	CF	9300002045	9/30/2012	6.13
53481300	AWWSC Other Ben CAPX	CF	9300002048	9/30/2012	8,333.01
53481300	AWWSC Other Ben CAPX	CF	9300002049	9/30/2012	24.27
53481300	AWWSC Other Ben CAPX	CF	9300002050	9/30/2012	0.04
53481300	AWWSC Other Ben CAPX	CF	9300002051	9/30/2012	(0.17)
53481300	AWWSC Other Ben CAPX	CF	9300002052	9/30/2012	0.30
53481300	AWWSC Other Ben CAPX	CF	9300002054	9/30/2012	(1.44)
53481300	AWWSC Other Ben CAPX	CF	9300002055	9/30/2012	24.79
53481300	AWWSC Other Ben CAPX	CF	9300002056	9/30/2012	(0.17)
53481300	AWWSC Other Ben CAPX	CF	9300002057	9/30/2012	0.30
53481300	AWWSC Other Ben CAPX	CF	9300002059	9/30/2012	(1.18)
53481300	AWWSC Other Ben CAPX	CF	9300002060	9/30/2012	11.30
53481300	AWWSC Other Ben CAPX	CF	9300002062	9/30/2012	11.30
53481300	AWWSC Other Ben CAPX	CF	9300002064	9/30/2012	468.82
53481300	AWWSC Other Ben CAPX	CF	9300002065	9/30/2012	(1.18)
53481300	AWWSC Other Ben CAPX	CF	9300002067	9/30/2012	470.00
53481300	AWWSC Other Ben CAPX	CF	9300002069	9/30/2012	40.75
53481300	AWWSC Other Ben CAPX	CF	9300002072	9/30/2012	9.78
53481300	AWWSC Other Ben CAPX	CF	9300002074	9/30/2012	17.18
53481300	AWWSC Other Ben CAPX	CF	9300002076	9/30/2012	1,424.52
53481300	AWWSC Other Ben CAPX	CF	9300002078	9/30/2012	6.12
53481300	AWWSC Other Ben CAPX	CF	9300002080	9/30/2012	6.11
53481300	AWWSC Other Ben CAPX	CF	9300002082	9/30/2012	(0.19)
53481300	AWWSC Other Ben CAPX	CF	9300002085	9/30/2012	(0.19)
53481300	AWWSC Other Ben CAPX	CF	9300002086	9/30/2012	(1.85)
53481300	AWWSC Other Ben CAPX	CF	9300002087	9/30/2012	28.56
53481300	AWWSC Other Ben CAPX	CF	9300002089	9/30/2012	14.76
53481300	AWWSC Other Ben CAPX	CF	9300002091	9/30/2012	(9.34)
53481300	AWWSC Other Ben CAPX	CF	9300002092	9/30/2012	6.26

## Kentucky American Water Company

Case No. 2012-00520

Response to PSC DR1, Item 31

Account	Description	Doc Type	Document Number	Posting Date	Amount
53481300	AWWSC Other Ben CAPX	CF	9300002097	9/30/2012	3.49
53481300	AWWSC Other Ben CAPX	CF	9300002099	9/30/2012	(5.07)
53481300	AWWSC Other Ben CAPX	CF	9300002100	9/30/2012	37.10
53481300	AWWSC Other Ben CAPX	CF	9300002102	9/30/2012	(10.39)
53481300	AWWSC Other Ben CAPX	CF	9300002103	9/30/2012	54.64
53481300	AWWSC Other Ben CAPX	CF	9300002105	9/30/2012	(0.17)
53481300	AWWSC Other Ben CAPX	CF	9300002106	9/30/2012	7.20
53481300	AWWSC Other Ben CAPX	CF	9300002108	9/30/2012	(3.77)
53481300	AWWSC Other Ben CAPX	CF	9300002109	9/30/2012	4.17
53481300	AWWSC Other Ben CAPX	CF	9300002111	9/30/2012	(3.77)
53481300	AWWSC Other Ben CAPX	CF	9300002112	9/30/2012	0.30
53481300	AWWSC Other Ben CAPX	CF	9300002113	9/30/2012	2.70
53481300	AWWSC Other Ben CAPX	CF	9300002115	9/30/2012	(1.44)
53481300	AWWSC Other Ben CAPX	CF	9300002116	9/30/2012	2.70
53481300	AWWSC Other Ben CAPX	CF	9300002117	9/30/2012	0.30
53481300	AWWSC Other Ben CAPX	CF	9300002119	9/30/2012	(1.44)
53481300	AWWSC Other Ben CAPX	CF	9300002120	9/30/2012	5.34
53481300	AWWSC Other Ben CAPX	CF	9300002122	9/30/2012	(3.78)
53481300	AWWSC Other Ben CAPX	CF	9300002123	9/30/2012	(0.89)
53481300	AWWSC Other Ben CAPX	CF	9300002125	9/30/2012	(0.89)
53481300	AWWSC Other Ben CAPX	CF	9300002127	9/30/2012	(0.89)
53481300	AWWSC Other Ben CAPX	CF	9300002135	9/30/2012	6.06
53481300	AWWSC Other Ben CAPX	CF	9300002137	9/30/2012	5.40
53481300	AWWSC Other Ben CAPX	CF	9300002139	9/30/2012	5.12
53481300	AWWSC Other Ben CAPX	CF	9300002142	9/30/2012	2.74
53481300	AWWSC Other Ben CAPX	CF	9300002145	9/30/2012	(0.03)
53481300	AWWSC Other Ben CAPX	CF	9300002146	9/30/2012	2.61
53481300	AWWSC Other Ben CAPX	CF	9300002148	9/30/2012	6.12
53481300	AWWSC Other Ben CAPX	CF	9300002150	9/30/2012	6.12
53481300	AWWSC Other Ben CAPX	CF	9300002154	9/30/2012	6.12
53481300	AWWSC Other Ben CAPX	CF	9300002156	9/30/2012	4.07
53481300	AWWSC Other Ben CAPX	CF	9300002161	9/30/2012	(1.66)
53481300	AWWSC Other Ben CAPX	CF	9300002162	9/30/2012	1.68
53481300	AWWSC Other Ben CAPX	CF	9300002164	9/30/2012	(0.90)
53481300	AWWSC Other Ben CAPX	CF	9300002165	9/30/2012	4.42
53481300	AWWSC Other Ben CAPX	CF	9300002168	9/30/2012	2.57
53481300	AWWSC Other Ben CAPX	CF	9300002170	9/30/2012	4.54
53481300	AWWSC Other Ben CAPX	CF	9300002172	9/30/2012	13.16
53481300	AWWSC Other Ben CAPX	CF	9300002173	9/30/2012	25.94
53481300	AWWSC Other Ben CAPX	CF	9300002174	9/30/2012	(3.72)
53481300	AWWSC Other Ben CAPX	CF	9300002175	9/30/2012	3.40
53481300	AWWSC Other Ben CAPX	CF	9300002178	9/30/2012	(1.47)
53481300	AWWSC Other Ben CAPX	CF	9300002182	9/30/2012	4.41
53481300	AWWSC Other Ben CAPX	CF	9300002184	9/30/2012	0.97
53481300	AWWSC Other Ben CAPX	CF	9300002187	9/30/2012	0.33
53481300	AWWSC Other Ben CAPX	CF	9300002188	9/30/2012	0.33
53481300	AWWSC Other Ben CAPX	CF	9300002190	9/30/2012	90.35
53481300	AWWSC Other Ben CAPX	CF	9300002191	9/30/2012	(25.52)
53481300	AWWSC Other Ben CAPX	CF	9300002192	9/30/2012	0.33
53481300	AWWSC Other Ben CAPX	CF	9300002193	9/30/2012	2.19
53481300	AWWSC Other Ben CAPX	CF	9300002195	9/30/2012	39.02
53481300	AWWSC Other Ben CAPX	CF	9300002196	9/30/2012	(3.63)
53481300	AWWSC Other Ben CAPX	CF	9300002197	9/30/2012	(9.92)

## Kentucky American Water Company

Case No. 2012-00520

Response to PSC DR1, Item 31

Account	Description	Doc Type	Document Number	Posting Date	Amount
53481300	AWWSC Other Ben CAPX	CF	9300002198	9/30/2012	(0.17)
53481300	AWWSC Other Ben CAPX	CF	9300002199	9/30/2012	2,415.22
53481300	AWWSC Other Ben CAPX	CF	9300002200	9/30/2012	3.50
53481300	AWWSC Other Ben CAPX	CF	9300002202	9/30/2012	(0.05)
53481300	AWWSC Other Ben CAPX	CF	9300002203	9/30/2012	2,396.42
53481300	AWWSC Other Ben CAPX	CF	9300002204	9/30/2012	0.72
53481300	AWWSC Other Ben CAPX	CF	9300002205	9/30/2012	1.94
53481300	AWWSC Other Ben CAPX	CF	9300002207	9/30/2012	3.18
53481300	AWWSC Other Ben CAPX	CF	9300002209	9/30/2012	2.59
53481300	AWWSC Other Ben CAPX	CF	9300002211	9/30/2012	3.16
53481300	AWWSC Other Ben CAPX	CF	9300002213	9/30/2012	(1.00)
53481300	AWWSC Other Ben CAPX	CF	9300002215	9/30/2012	10.00
53481300	AWWSC Other Ben CAPX	CF	9300002216	9/30/2012	(3.83)
53481300	AWWSC Other Ben CAPX	CF	9300002217	9/30/2012	7.64
53481300	AWWSC Other Ben CAPX	CF	9300002219	9/30/2012	6.13
53481300	AWWSC Other Ben CAPX	CF	9300002220	9/30/2012	5.66
53481300	AWWSC Other Ben CAPX	CF	9300002222	9/30/2012	4.90
53481300	AWWSC Other Ben CAPX	CF	9300002226	9/30/2012	(1.10)
53481300	AWWSC Other Ben CAPX	CF	9300002227	9/30/2012	12.86
53481300	AWWSC Other Ben CAPX	CF	9300002231	9/30/2012	10.04
53481300	AWWSC Other Ben CAPX	CF	9300002232	9/30/2012	15.61
53481300	AWWSC Other Ben CAPX	CF	9300002236	9/30/2012	10.04
53481300	AWWSC Other Ben CAPX	CF	9300002237	9/30/2012	(3.01)
53481300	AWWSC Other Ben CAPX	CF	9300002238	9/30/2012	1.49
53481300	AWWSC Other Ben CAPX	CF	9300002242	9/30/2012	14.06
53481300	AWWSC Other Ben CAPX	CF	9300002243	9/30/2012	1.48
53481300	AWWSC Other Ben CAPX	CF	9300002247	9/30/2012	(2.01)
53481300	AWWSC Other Ben CAPX	CF	9300002248	9/30/2012	(1.73)
53481300	AWWSC Other Ben CAPX	CF	9300002249	9/30/2012	(3.01)
53481300	AWWSC Other Ben CAPX	CF	9300002250	9/30/2012	22.58
53481300	AWWSC Other Ben CAPX	CF	9300002254	9/30/2012	3.89
53481300	AWWSC Other Ben CAPX	CF	9300002257	9/30/2012	3.88
53481300	AWWSC Other Ben CAPX	CF	9300002259	9/30/2012	2,632.94
53481300	AWWSC Other Ben CAPX	CF	9300002464	9/30/2012	280.38
53481300	AWWSC Other Ben CAPX	CF	9300002465	9/30/2012	156.42
53481300	AWWSC Other Ben CAPX	CF	9300002554	9/30/2012	1.82
53481300	AWWSC Other Ben CAPX	CF	9300002555	9/30/2012	1.14
53481300	AWWSC Other Ben CAPX	CF	9300002557	9/30/2012	2.84
53481300	AWWSC Other Ben CAPX	CF	9300002557	9/30/2012	0.46
53481300	AWWSC Other Ben CAPX	CF	9300002558	9/30/2012	0.08
53481300	AWWSC Other Ben CAPX	CF	9300002560	9/30/2012	1.17
53481300	AWWSC Other Ben CAPX	CF	9300002561	9/30/2012	0.67
53481300	AWWSC Other Ben CAPX	CF	9300002561	9/30/2012	0.33
53481300	AWWSC Other Ben CAPX	CF	9300002564	9/30/2012	1.38
53481300	AWWSC Other Ben CAPX	CF	9300002565	9/30/2012	0.66
53481300	AWWSC Other Ben CAPX	CF	9300002567	9/30/2012	(0.16)
53481300	AWWSC Other Ben CAPX	CF	9300002571	9/30/2012	1.15
53481300	AWWSC Other Ben CAPX	CF	9300002575	9/30/2012	12.34
53481300	AWWSC Other Ben CAPX	CF	9300002577	9/30/2012	2.73
53481300	AWWSC Other Ben CAPX	CF	9300002579	9/30/2012	0.93
53481300	AWWSC Other Ben CAPX	CF	9300002580	9/30/2012	1.75
53481300	AWWSC Other Ben CAPX	CF	9300002582	9/30/2012	0.87
53481300	AWWSC Other Ben CAPX	CF	9300002583	9/30/2012	0.28

## Kentucky American Water Company

Case No. 2012-00520

Response to PSC DR1, Item 31

Account	Description	Doc Type	Document Number	Posting Date	Amount
53481300	AWWSC Other Ben CAPX	CF	9300002583	9/30/2012	1.12
53481300	AWWSC Other Ben CAPX	CF	9300002584	9/30/2012	0.67
53481300	AWWSC Other Ben CAPX	CF	9300002585	9/30/2012	4.77
53481300	AWWSC Other Ben CAPX	CF	9300002587	9/30/2012	2.35
53481300	AWWSC Other Ben CAPX	CF	9300002588	9/30/2012	1.40
53481300	AWWSC Other Ben CAPX	CF	9300002589	9/30/2012	0.15
53481300	AWWSC Other Ben CAPX	CF	9300002590	9/30/2012	(0.01)
53481300	AWWSC Other Ben CAPX	CF	9300002590	9/30/2012	0.02
53481300	AWWSC Other Ben CAPX	CF	9300002591	9/30/2012	0.23
53481300	AWWSC Other Ben CAPX	CF	9300002592	9/30/2012	(0.12)
53481300	AWWSC Other Ben CAPX	CF	9300002592	9/30/2012	0.05
53481300	AWWSC Other Ben CAPX	CF	9300002593	9/30/2012	0.15
53481300	AWWSC Other Ben CAPX	CF	9300002593	9/30/2012	0.04
53481300	AWWSC Other Ben CAPX	CF	9300002594	9/30/2012	0.13
53481300	AWWSC Other Ben CAPX	CF	9300002594	9/30/2012	0.02
53481300	AWWSC Other Ben CAPX	CF	9300002594	9/30/2012	0.39
53481300	AWWSC Other Ben CAPX	CF	9300002596	9/30/2012	(1.85)
53481300	AWWSC Other Ben CAPX	CF	9300002596	9/30/2012	(0.51)
53481300	AWWSC Other Ben CAPX	CF	9300002597	9/30/2012	30.78
53481300	AWWSC Other Ben CAPX	CF	9300002597	9/30/2012	(25.97)
53481300	AWWSC Other Ben CAPX	CF	9300002597	9/30/2012	8.45
53481300	AWWSC Other Ben CAPX	CF	9300002597	9/30/2012	(7.13)
53481300	AWWSC Other Ben CAPX	CF	9300002598	9/30/2012	55.76
53481300	AWWSC Other Ben CAPX	CF	9300002598	9/30/2012	19.48
53481300	AWWSC Other Ben CAPX	CF	9300002598	9/30/2012	15.31
53481300	AWWSC Other Ben CAPX	CF	9300002598	9/30/2012	5.35
53481300	AWWSC Other Ben CAPX	CF	9300002599	9/30/2012	4.76
53481300	AWWSC Other Ben CAPX	CF	9300002599	9/30/2012	1.31
53481300	AWWSC Other Ben CAPX	CF	9300002601	9/30/2012	0.02
53481300	AWWSC Other Ben CAPX	CF	9300002603	9/30/2012	0.01
53481300	AWWSC Other Ben CAPX	CF	9300002604	9/30/2012	0.01
53481300	AWWSC Other Ben CAPX	CF	9300002607	9/30/2012	0.01
53481300	AWWSC Other Ben CAPX	CF	9300002609	9/30/2012	40.61
53481300	AWWSC Other Ben CAPX	CF	9300002616	9/30/2012	5.55
53481300	AWWSC Other Ben CAPX	CF	9300002617	9/30/2012	13.63
53481300	AWWSC Other Ben CAPX	CF	9300002623	9/30/2012	235.76
53481300	AWWSC Other Ben CAPX	CF	9300002633	9/30/2012	10,636.69
53481300	AWWSC Other Ben CAPX	CF	9300002640	9/30/2012	29.33
53481300	AWWSC Other Ben CAPX	CF	9300002656	9/30/2012	11.52
53481300	AWWSC Other Ben CAPX	CF	9300002666	9/30/2012	127.46
53481300	AWWSC Other Ben CAPX	CF	9300002670	9/30/2012	8.05
53481300	AWWSC Other Ben CAPX	CF	9300002671	9/30/2012	8.13
53481300	AWWSC Other Ben CAPX	CF	9300002671	9/30/2012	(3.15)
53481300	AWWSC Other Ben CAPX	CF	9300002671	9/30/2012	5.81
53481300	AWWSC Other Ben CAPX	CF	9300002671	9/30/2012	31.50
53481300	AWWSC Other Ben CAPX	CF	9300002671	9/30/2012	1.01
53481300	AWWSC Other Ben CAPX	CF	9300002671	9/30/2012	3.48
53481300	AWWSC Other Ben CAPX	CF	9300002672	9/30/2012	54.53
53481300	AWWSC Other Ben CAPX	UT	9300002544	9/30/2012	(1,630.94)
53481300	AWWSC Other Ben CAPX	UT	9300002695	9/30/2012	(217.97)
53481300	AWWSC Other Ben CAPX	UZ	2000000216	9/30/2012	(436.80)
53481300	AWWSC Other Ben CAPX	UZ	2000000225	9/30/2012	(30.42)
53481300	AWWSC Other Ben CAPX	UZ	2000000227	9/30/2012	7.64

## Kentucky American Water Company

Case No. 2012-00520

Response to PSC DR1, Item 31

Account	Description	Doc Type	Document Number	Posting Date	Amount
53481300	AWWSC Other Ben CAPX	UZ	2000000214	9/30/2012	1.00
53481300	AWWSC Other Ben CAPX	UZ	2000000214	9/30/2012	(3.16)
53481300	AWWSC Other Ben CAPX	UZ	2000000225	9/30/2012	(28.99)
53481300	AWWSC Other Ben CAPX	UZ	2000000214	9/30/2012	(0.90)
53481300	AWWSC Other Ben CAPX	UZ	2000000216	9/30/2012	(4.90)
53481300	AWWSC Other Ben CAPX	UZ	2000000223	9/30/2012	(86.96)
53481300	AWWSC Other Ben CAPX	UZ	2000000214	9/30/2012	(2.59)
53481300	AWWSC Other Ben CAPX	UZ	2000000223	9/30/2012	(28.99)
53481300	AWWSC Other Ben CAPX	UZ	2000000214	9/30/2012	(3.18)
53481300	AWWSC Other Ben CAPX	UZ	2000000227	9/30/2012	(28.99)
53481300	AWWSC Other Ben CAPX	UZ	2000000213	9/30/2012	(1.94)
53481300	AWWSC Other Ben CAPX	UZ	2000000223	9/30/2012	(28.99)
53481300	AWWSC Other Ben CAPX	UZ	2000000214	9/30/2012	(10.00)
53481300	AWWSC Other Ben CAPX	UZ	2000000214	9/30/2012	3.83
53481300	AWWSC Other Ben CAPX	UZ	2000000223	9/30/2012	(57.96)
53481300	AWWSC Other Ben CAPX	UZ	2000000216	9/30/2012	(7.64)
53481300	AWWSC Other Ben CAPX	UZ	2000000223	9/30/2012	(86.96)
53481300	AWWSC Other Ben CAPX	UZ	2000000216	9/30/2012	(11.79)
53481300	AWWSC Other Ben CAPX	UZ	2000000223	9/30/2012	(57.96)
53481300	AWWSC Other Ben CAPX	UZ	2000000214	9/30/2012	3.63
53481300	AWWSC Other Ben CAPX	UZ	2000000216	9/30/2012	(39.02)
53481300	AWWSC Other Ben CAPX	UZ	2000000225	9/30/2012	(202.88)
53481300	AWWSC Other Ben CAPX	UZ	2000000213	9/30/2012	(90.35)
53481300	AWWSC Other Ben CAPX	UZ	2000000214	9/30/2012	25.52
53481300	AWWSC Other Ben CAPX	UZ	2000000227	9/30/2012	(347.79)
53481300	AWWSC Other Ben CAPX	UZ	2000000214	9/30/2012	0.05
53481300	AWWSC Other Ben CAPX	UZ	2000000214	9/30/2012	(2,397.14)
53481300	AWWSC Other Ben CAPX	UZ	2000000223	9/30/2012	(115.93)
53481300	AWWSC Other Ben CAPX	UZ	2000000214	9/30/2012	(2.52)
53481300	AWWSC Other Ben CAPX	UZ	2000000214	9/30/2012	(0.66)
53481300	AWWSC Other Ben CAPX	UZ	2000000213	9/30/2012	(2,418.72)
53481300	AWWSC Other Ben CAPX	UZ	2000000213	9/30/2012	10.09
53481300	AWWSC Other Ben CAPX	UZ	2000000227	9/30/2012	(231.86)
53481300	AWWSC Other Ben CAPX	UZ	2000000213	9/30/2012	(0.97)
53481300	AWWSC Other Ben CAPX	UZ	2000000213	9/30/2012	(4.41)
53481300	AWWSC Other Ben CAPX	UZ	2000000223	9/30/2012	(86.96)
53481300	AWWSC Other Ben CAPX	UZ	2000000213	9/30/2012	1.47
53481300	AWWSC Other Ben CAPX	UZ	2000000213	9/30/2012	(39.10)
53481300	AWWSC Other Ben CAPX	UZ	2000000223	9/30/2012	0.12
53481300	AWWSC Other Ben CAPX	UZ	2000000225	9/30/2012	(88.08)
53481300	AWWSC Other Ben CAPX	UZ	2000000213	9/30/2012	(3.40)
53481300	AWWSC Other Ben CAPX	UZ	2000000213	9/30/2012	3.72
53481300	AWWSC Other Ben CAPX	UZ	2000000225	9/30/2012	(57.96)
53481300	AWWSC Other Ben CAPX	UZ	2000000213	9/30/2012	(4.54)
53481300	AWWSC Other Ben CAPX	UZ	2000000223	9/30/2012	(57.96)
53481300	AWWSC Other Ben CAPX	UZ	2000000213	9/30/2012	(2.57)
53481300	AWWSC Other Ben CAPX	UZ	2000000227	9/30/2012	(86.96)
53481300	AWWSC Other Ben CAPX	UZ	2000000214	9/30/2012	1.66
53481300	AWWSC Other Ben CAPX	UZ	2000000214	9/30/2012	(1.68)
53481300	AWWSC Other Ben CAPX	UZ	2000000225	9/30/2012	(28.99)
53481300	AWWSC Other Ben CAPX	UZ	2000000213	9/30/2012	(4.42)
53481300	AWWSC Other Ben CAPX	UZ	2000000214	9/30/2012	0.90
53481300	AWWSC Other Ben CAPX	UZ	2000000214	9/30/2012	(4.07)

## Kentucky American Water Company

Case No. 2012-00520

Response to PSC DR1, Item 31

Account	Description	Doc Type	Document Number	Posting Date	Amount
53481300	AWWSC Other Ben CAPX	UZ	2000000223	9/30/2012	(86.96)
53481300	AWWSC Other Ben CAPX	UZ	2000000214	9/30/2012	(6.12)
53481300	AWWSC Other Ben CAPX	UZ	2000000223	9/30/2012	(28.99)
53481300	AWWSC Other Ben CAPX	UZ	2000000213	9/30/2012	(6.12)
53481300	AWWSC Other Ben CAPX	UZ	2000000223	9/30/2012	(28.99)
53481300	AWWSC Other Ben CAPX	UZ	2000000213	9/30/2012	(6.12)
53481300	AWWSC Other Ben CAPX	UZ	2000000225	9/30/2012	(28.99)
53481300	AWWSC Other Ben CAPX	UZ	2000000213	9/30/2012	0.03
53481300	AWWSC Other Ben CAPX	UZ	2000000214	9/30/2012	(2.61)
53481300	AWWSC Other Ben CAPX	UZ	2000000223	9/30/2012	(57.96)
53481300	AWWSC Other Ben CAPX	UZ	2000000214	9/30/2012	(2.74)
53481300	AWWSC Other Ben CAPX	UZ	2000000214	9/30/2012	(5.12)
53481300	AWWSC Other Ben CAPX	UZ	2000000225	9/30/2012	(28.99)
53481300	AWWSC Other Ben CAPX	UZ	2000000213	9/30/2012	(5.40)
53481300	AWWSC Other Ben CAPX	UZ	2000000223	9/30/2012	(28.99)
53481300	AWWSC Other Ben CAPX	UZ	2000000214	9/30/2012	(6.06)
53481300	AWWSC Other Ben CAPX	UZ	2000000225	9/30/2012	(28.99)
53481300	AWWSC Other Ben CAPX	UZ	2000000214	9/30/2012	0.89
53481300	AWWSC Other Ben CAPX	UZ	2000000213	9/30/2012	0.89
53481300	AWWSC Other Ben CAPX	UZ	2000000214	9/30/2012	0.89
53481300	AWWSC Other Ben CAPX	UZ	2000000213	9/30/2012	(5.34)
53481300	AWWSC Other Ben CAPX	UZ	2000000214	9/30/2012	3.78
53481300	AWWSC Other Ben CAPX	UZ	2000000213	9/30/2012	(3.00)
53481300	AWWSC Other Ben CAPX	UZ	2000000214	9/30/2012	1.44
53481300	AWWSC Other Ben CAPX	UZ	2000000214	9/30/2012	1.44
53481300	AWWSC Other Ben CAPX	UZ	2000000214	9/30/2012	(3.00)
53481300	AWWSC Other Ben CAPX	UZ	2000000214	9/30/2012	3.77
53481300	AWWSC Other Ben CAPX	UZ	2000000214	9/30/2012	(4.17)
53481300	AWWSC Other Ben CAPX	UZ	2000000214	9/30/2012	(7.20)
53481300	AWWSC Other Ben CAPX	UZ	2000000214	9/30/2012	3.94
53481300	AWWSC Other Ben CAPX	UZ	2000000225	9/30/2012	(28.99)
53481300	AWWSC Other Ben CAPX	UZ	2000000213	9/30/2012	(54.64)
53481300	AWWSC Other Ben CAPX	UZ	2000000213	9/30/2012	10.39
53481300	AWWSC Other Ben CAPX	UZ	2000000225	9/30/2012	(318.80)
53481300	AWWSC Other Ben CAPX	UZ	2000000214	9/30/2012	5.07
53481300	AWWSC Other Ben CAPX	UZ	2000000214	9/30/2012	(37.10)
53481300	AWWSC Other Ben CAPX	UZ	2000000222	9/30/2012	(173.90)
53481300	AWWSC Other Ben CAPX	UZ	2000000214	9/30/2012	(3.49)
53481300	AWWSC Other Ben CAPX	UZ	2000000213	9/30/2012	(14.76)
53481300	AWWSC Other Ben CAPX	UZ	2000000223	9/30/2012	(86.96)
53481300	AWWSC Other Ben CAPX	UZ	2000000213	9/30/2012	9.34
53481300	AWWSC Other Ben CAPX	UZ	2000000214	9/30/2012	(6.26)
53481300	AWWSC Other Ben CAPX	UZ	2000000223	9/30/2012	(57.96)
53481300	AWWSC Other Ben CAPX	UZ	2000000213	9/30/2012	2.04
53481300	AWWSC Other Ben CAPX	UZ	2000000214	9/30/2012	(28.56)
53481300	AWWSC Other Ben CAPX	UZ	2000000227	9/30/2012	(115.93)
53481300	AWWSC Other Ben CAPX	UZ	2000000214	9/30/2012	0.19
53481300	AWWSC Other Ben CAPX	UZ	2000000213	9/30/2012	(6.11)
53481300	AWWSC Other Ben CAPX	UZ	2000000225	9/30/2012	(28.99)
53481300	AWWSC Other Ben CAPX	UZ	2000000214	9/30/2012	(6.12)
53481300	AWWSC Other Ben CAPX	UZ	2000000225	9/30/2012	(28.99)
53481300	AWWSC Other Ben CAPX	UZ	2000000213	9/30/2012	(1,424.52)
53481300	AWWSC Other Ben CAPX	UZ	2000000223	9/30/2012	(28.99)

## Kentucky American Water Company

Case No. 2012-00520

Response to PSC DR1, Item 31

Account	Description	Doc Type	Document Number	Posting Date	Amount
53481300	AWWSC Other Ben CAPX	UZ	2000000214	9/30/2012	(17.18)
53481300	AWWSC Other Ben CAPX	UZ	2000000223	9/30/2012	(115.93)
53481300	AWWSC Other Ben CAPX	UZ	2000000214	9/30/2012	(9.78)
53481300	AWWSC Other Ben CAPX	UZ	2000000223	9/30/2012	(202.93)
53481300	AWWSC Other Ben CAPX	UZ	2000000214	9/30/2012	(40.75)
53481300	AWWSC Other Ben CAPX	UZ	2000000223	9/30/2012	(202.88)
53481300	AWWSC Other Ben CAPX	UZ	2000000213	9/30/2012	(470.00)
53481300	AWWSC Other Ben CAPX	UZ	2000000227	9/30/2012	(86.96)
53481300	AWWSC Other Ben CAPX	UZ	2000000214	9/30/2012	1.18
53481300	AWWSC Other Ben CAPX	UZ	2000000214	9/30/2012	(468.82)
53481300	AWWSC Other Ben CAPX	UZ	2000000225	9/30/2012	(86.96)
53481300	AWWSC Other Ben CAPX	UZ	2000000214	9/30/2012	(11.30)
53481300	AWWSC Other Ben CAPX	UZ	2000000223	9/30/2012	(115.93)
53481300	AWWSC Other Ben CAPX	UZ	2000000213	9/30/2012	(11.30)
53481300	AWWSC Other Ben CAPX	UZ	2000000225	9/30/2012	(115.93)
53481300	AWWSC Other Ben CAPX	UZ	2000000213	9/30/2012	(25.09)
53481300	AWWSC Other Ben CAPX	UZ	2000000214	9/30/2012	1.35
53481300	AWWSC Other Ben CAPX	UZ	2000000225	9/30/2012	(144.91)
53481300	AWWSC Other Ben CAPX	UZ	2000000213	9/30/2012	(24.61)
53481300	AWWSC Other Ben CAPX	UZ	2000000214	9/30/2012	1.61
53481300	AWWSC Other Ben CAPX	UZ	2000000223	9/30/2012	(144.91)
53481300	AWWSC Other Ben CAPX	UZ	2000000213	9/30/2012	(8,333.01)
53481300	AWWSC Other Ben CAPX	UZ	2000000225	9/30/2012	(1,623.04)
53481300	AWWSC Other Ben CAPX	UZ	2000000214	9/30/2012	(5,107.92)
53481300	AWWSC Other Ben CAPX	UZ	2000000223	9/30/2012	(927.46)
53481300	AWWSC Other Ben CAPX	UZ	2000000213	9/30/2012	(31.09)
53481300	AWWSC Other Ben CAPX	UZ	2000000225	9/30/2012	(173.90)
53481300	AWWSC Other Ben CAPX	UZ	2000000214	9/30/2012	(45.33)
53481300	AWWSC Other Ben CAPX	UZ	2000000214	9/30/2012	25.34
53481300	AWWSC Other Ben CAPX	UZ	2000000225	9/30/2012	(144.91)
53481300	AWWSC Other Ben CAPX	UZ	2000000213	9/30/2012	(1,495.01)
53481300	AWWSC Other Ben CAPX	UZ	2000000214	9/30/2012	(1,825.47)
53481300	AWWSC Other Ben CAPX	UZ	2000000214	9/30/2012	(11.56)
53481300	AWWSC Other Ben CAPX	UZ	2000000223	9/30/2012	(86.96)
53481300	AWWSC Other Ben CAPX	UZ	2000000214	9/30/2012	(25.86)
53481300	AWWSC Other Ben CAPX	UZ	2000000223	9/30/2012	(173.90)
53481300	AWWSC Other Ben CAPX	UZ	2000000213	9/30/2012	(7.50)
53481300	AWWSC Other Ben CAPX	UZ	2000000227	9/30/2012	(115.93)
53481300	AWWSC Other Ben CAPX	UZ	2000000214	9/30/2012	(314.10)
53481300	AWWSC Other Ben CAPX	UZ	2000000225	9/30/2012	(57.96)
53481300	AWWSC Other Ben CAPX	UZ	2000000214	9/30/2012	(12.19)
53481300	AWWSC Other Ben CAPX	UZ	2000000227	9/30/2012	(115.93)
53481300	AWWSC Other Ben CAPX	UZ	2000000214	9/30/2012	(12.16)
53481300	AWWSC Other Ben CAPX	UZ	2000000223	9/30/2012	(115.93)
53481300	AWWSC Other Ben CAPX	UZ	2000000214	9/30/2012	(12.19)
53481300	AWWSC Other Ben CAPX	UZ	2000000225	9/30/2012	(115.93)
53481300	AWWSC Other Ben CAPX	UZ	2000000213	9/30/2012	(2,954.64)
53481300	AWWSC Other Ben CAPX	UZ	2000000225	9/30/2012	(434.74)
53481300	AWWSC Other Ben CAPX	UZ	2000000216	9/30/2012	(6,820.95)
53481300	AWWSC Other Ben CAPX	UZ	2000000223	9/30/2012	(347.79)
53481300	AWWSC Other Ben CAPX	UZ	2000000213	9/30/2012	(8,087.35)
53481300	AWWSC Other Ben CAPX	UZ	2000000225	9/30/2012	(956.43)
53481300	AWWSC Other Ben CAPX	UZ	2000000213	9/30/2012	(19.01)



## Kentucky American Water Company

Case No. 2012-00520

Response to PSC DR1, Item 31

Account	Description	Doc Type	Document Number	Posting Date	Amount
53481300	AWWSC Other Ben CAPX	UZ	2000000225	9/30/2012	(144.91)
53481300	AWWSC Other Ben CAPX	UZ	2000000214	9/30/2012	(17.32)
53481300	AWWSC Other Ben CAPX	UZ	2000000222	9/30/2012	(144.91)
53481300	AWWSC Other Ben CAPX	UZ	2000000214	9/30/2012	(2.21)
53481300	AWWSC Other Ben CAPX	UZ	2000000227	9/30/2012	(57.96)
53481300	AWWSC Other Ben CAPX	UZ	2000000214	9/30/2012	(3,833.33)
53481300	AWWSC Other Ben CAPX	UZ	2000000227	9/30/2012	(28.99)
53481300	AWWSC Other Ben CAPX	UZ	2000000214	9/30/2012	(1,462.83)
53481300	AWWSC Other Ben CAPX	UZ	2000000227	9/30/2012	(144.91)
53481300	AWWSC Other Ben CAPX	UZ	2000000214	9/30/2012	(4,138.29)
53481300	AWWSC Other Ben CAPX	UZ	2000000227	9/30/2012	(57.96)
53481300	AWWSC Other Ben CAPX	UZ	2000000216	9/30/2012	(24.51)
53481300	AWWSC Other Ben CAPX	UZ	2000000223	9/30/2012	(173.90)
53481300	AWWSC Other Ben CAPX	UZ	2000000214	9/30/2012	(1,593.04)
53481300	AWWSC Other Ben CAPX	UZ	2000000223	9/30/2012	(57.96)
53481300	AWWSC Other Ben CAPX	UZ	2000000214	9/30/2012	(1,599.77)
53481300	AWWSC Other Ben CAPX	UZ	2000000223	9/30/2012	(115.93)
53481300	AWWSC Other Ben CAPX	UZ	2000000213	9/30/2012	(1,596.24)
53481300	AWWSC Other Ben CAPX	UZ	2000000223	9/30/2012	(57.96)
53481300	AWWSC Other Ben CAPX	UZ	2000000213	9/30/2012	(7.80)
53481300	AWWSC Other Ben CAPX	UZ	2000000225	9/30/2012	(57.96)
53481300	AWWSC Other Ben CAPX	UZ	2000000214	9/30/2012	(9.47)
53481300	AWWSC Other Ben CAPX	UZ	2000000227	9/30/2012	(173.90)
53481300	AWWSC Other Ben CAPX	UZ	2000000214	9/30/2012	0.28
53481300	AWWSC Other Ben CAPX	UZ	2000000213	9/30/2012	13.06
53481300	AWWSC Other Ben CAPX	UZ	2000000213	9/30/2012	2.17
53481300	AWWSC Other Ben CAPX	UZ	2000000214	9/30/2012	(2,632.94)
53481300	AWWSC Other Ben CAPX	UZ	2000000223	9/30/2012	(28.99)
53481300	AWWSC Other Ben CAPX	UZ	2000000214	9/30/2012	(314.09)
53481300	AWWSC Other Ben CAPX	UZ	2000000223	9/30/2012	(57.96)
53481300	AWWSC Other Ben CAPX	UZ	2000000213	9/30/2012	(24.14)
53481300	AWWSC Other Ben CAPX	UZ	2000000225	9/30/2012	(173.90)
53481300	AWWSC Other Ben CAPX	UZ	2000000213	9/30/2012	(7.44)
53481300	AWWSC Other Ben CAPX	UZ	2000000225	9/30/2012	(115.93)
53481300	AWWSC Other Ben CAPX	UZ	2000000214	9/30/2012	(3.88)
53481300	AWWSC Other Ben CAPX	UZ	2000000223	9/30/2012	(1.81)
53481300	AWWSC Other Ben CAPX	UZ	2000000225	9/30/2012	0.01
53481300	AWWSC Other Ben CAPX	UZ	2000000214	9/30/2012	(3.89)
53481300	AWWSC Other Ben CAPX	UZ	2000000225	9/30/2012	0.01
53481300	AWWSC Other Ben CAPX	UZ	2000000227	9/30/2012	(1.81)
53481300	AWWSC Other Ben CAPX	UZ	2000000213	9/30/2012	(22.58)
53481300	AWWSC Other Ben CAPX	UZ	2000000213	9/30/2012	6.75
53481300	AWWSC Other Ben CAPX	UZ	2000000223	9/30/2012	(2.49)
53481300	AWWSC Other Ben CAPX	UZ	2000000223	9/30/2012	0.01
53481300	AWWSC Other Ben CAPX	UZ	2000000213	9/30/2012	(15.54)
53481300	AWWSC Other Ben CAPX	UZ	2000000225	9/30/2012	(2.06)
53481300	AWWSC Other Ben CAPX	UZ	2000000225	9/30/2012	0.01
53481300	AWWSC Other Ben CAPX	UZ	2000000214	9/30/2012	3.01
53481300	AWWSC Other Ben CAPX	UZ	2000000214	9/30/2012	(11.53)
53481300	AWWSC Other Ben CAPX	UZ	2000000223	9/30/2012	(1.14)
53481300	AWWSC Other Ben CAPX	UZ	2000000214	9/30/2012	(25.65)
53481300	AWWSC Other Ben CAPX	UZ	2000000225	9/30/2012	0.01
53481300	AWWSC Other Ben CAPX	UZ	2000000225	9/30/2012	(3.17)

## Kentucky American Water Company

Case No. 2012-00520

Response to PSC DR1, Item 31

Account	Description	Doc Type	Document Number	Posting Date	Amount
53481300	AWWSC Other Ben CAPX	UZ	2000000213	9/30/2012	(12.86)
53481300	AWWSC Other Ben CAPX	UZ	2000000213	9/30/2012	1.10
53481300	AWWSC Other Ben CAPX	UZ	2000000223	9/30/2012	(2.73)
53481300	AWWSC Other Ben CAPX	UZ	2000000225	9/30/2012	0.01
53481400	AWWSC Cont Svcs CAPX	CF	9300001861	9/30/2012	5.31
53481400	AWWSC Cont Svcs CAPX	CF	9300001869	9/30/2012	31,993.01
53481400	AWWSC Cont Svcs CAPX	CF	9300001893	9/30/2012	459.58
53481400	AWWSC Cont Svcs CAPX	CF	9300001894	9/30/2012	598.23
53481400	AWWSC Cont Svcs CAPX	CF	9300001898	9/30/2012	437.69
53481400	AWWSC Cont Svcs CAPX	CF	9300001902	9/30/2012	(1,473.50)
53481400	AWWSC Cont Svcs CAPX	CF	9300001904	9/30/2012	16.35
53481400	AWWSC Cont Svcs CAPX	CF	9300001912	9/30/2012	(0.35)
53481400	AWWSC Cont Svcs CAPX	CF	9300001914	9/30/2012	(0.35)
53481400	AWWSC Cont Svcs CAPX	CF	9300001916	9/30/2012	(0.35)
53481400	AWWSC Cont Svcs CAPX	CF	9300001918	9/30/2012	(280.35)
53481400	AWWSC Cont Svcs CAPX	CF	9300001920	9/30/2012	48.79
53481400	AWWSC Cont Svcs CAPX	CF	9300001922	9/30/2012	589.10
53481400	AWWSC Cont Svcs CAPX	CF	9300001924	9/30/2012	589.10
53481400	AWWSC Cont Svcs CAPX	CF	9300001926	9/30/2012	589.10
53481400	AWWSC Cont Svcs CAPX	CF	9300001934	9/30/2012	(5,250.22)
53481400	AWWSC Cont Svcs CAPX	CF	9300001936	9/30/2012	(1,988.33)
53481400	AWWSC Cont Svcs CAPX	CF	9300001938	9/30/2012	(4,253.49)
53481400	AWWSC Cont Svcs CAPX	CF	9300001940	9/30/2012	212.08
53481400	AWWSC Cont Svcs CAPX	CF	9300001942	9/30/2012	212.08
53481400	AWWSC Cont Svcs CAPX	CF	9300001944	9/30/2012	212.08
53481400	AWWSC Cont Svcs CAPX	CF	9300001946	9/30/2012	(184.59)
53481400	AWWSC Cont Svcs CAPX	CF	9300001948	9/30/2012	(184.59)
53481400	AWWSC Cont Svcs CAPX	CF	9300001950	9/30/2012	448.35
53481400	AWWSC Cont Svcs CAPX	CF	9300001952	9/30/2012	448.35
53481400	AWWSC Cont Svcs CAPX	CF	9300001954	9/30/2012	448.35
53481400	AWWSC Cont Svcs CAPX	CF	9300001956	9/30/2012	3,910.00
53481400	AWWSC Cont Svcs CAPX	CF	9300001969	9/30/2012	6.21
53481400	AWWSC Cont Svcs CAPX	CF	9300001971	9/30/2012	6.21
53481400	AWWSC Cont Svcs CAPX	CF	9300001982	9/30/2012	4.14
53481400	AWWSC Cont Svcs CAPX	CF	9300001984	9/30/2012	4.14
53481400	AWWSC Cont Svcs CAPX	CF	9300001986	9/30/2012	4.14
53481400	AWWSC Cont Svcs CAPX	CF	9300001992	9/30/2012	293.25
53481400	AWWSC Cont Svcs CAPX	CF	9300001994	9/30/2012	(469.20)
53481400	AWWSC Cont Svcs CAPX	CF	9300002018	9/30/2012	427.52
53481400	AWWSC Cont Svcs CAPX	CF	9300002020	9/30/2012	1,626.26
53481400	AWWSC Cont Svcs CAPX	CF	9300002022	9/30/2012	1,553.12
53481400	AWWSC Cont Svcs CAPX	CF	9300002023	9/30/2012	147.80
53481400	AWWSC Cont Svcs CAPX	CF	9300002026	9/30/2012	4,072.22
53481400	AWWSC Cont Svcs CAPX	CF	9300002027	9/30/2012	147.84
53481400	AWWSC Cont Svcs CAPX	CF	9300002028	9/30/2012	2,503.26
53481400	AWWSC Cont Svcs CAPX	CF	9300002029	9/30/2012	3,096.98
53481400	AWWSC Cont Svcs CAPX	CF	9300002031	9/30/2012	152.69
53481400	AWWSC Cont Svcs CAPX	CF	9300002032	9/30/2012	(498.80)
53481400	AWWSC Cont Svcs CAPX	CF	9300002033	9/30/2012	2,504.51
53481400	AWWSC Cont Svcs CAPX	CF	9300002034	9/30/2012	1,702.87
53481400	AWWSC Cont Svcs CAPX	CF	9300002044	9/30/2012	3,400.24
53481400	AWWSC Cont Svcs CAPX	CF	9300002048	9/30/2012	3,904.33
53481400	AWWSC Cont Svcs CAPX	CF	9300002049	9/30/2012	11,027.95

## Kentucky American Water Company

Case No. 2012-00520

Response to PSC DR1, Item 31

Account	Description	Doc Type	Document Number	Posting Date	Amount
53481400	AWWSC Cont Svcs CAPX	CF	9300002055	9/30/2012	11,719.79
53481400	AWWSC Cont Svcs CAPX	CF	9300002060	9/30/2012	649.72
53481400	AWWSC Cont Svcs CAPX	CF	9300002062	9/30/2012	649.72
53481400	AWWSC Cont Svcs CAPX	CF	9300002064	9/30/2012	2,215.02
53481400	AWWSC Cont Svcs CAPX	CF	9300002067	9/30/2012	1,661.24
53481400	AWWSC Cont Svcs CAPX	CF	9300002069	9/30/2012	722.02
53481400	AWWSC Cont Svcs CAPX	CF	9300002074	9/30/2012	1,978.96
53481400	AWWSC Cont Svcs CAPX	CF	9300002076	9/30/2012	1,193.23
53481400	AWWSC Cont Svcs CAPX	CF	9300002078	9/30/2012	4,813.68
53481400	AWWSC Cont Svcs CAPX	CF	9300002080	9/30/2012	(3,468.64)
53481400	AWWSC Cont Svcs CAPX	CF	9300002087	9/30/2012	1,981.02
53481400	AWWSC Cont Svcs CAPX	CF	9300002092	9/30/2012	328.00
53481400	AWWSC Cont Svcs CAPX	CF	9300002097	9/30/2012	370.98
53481400	AWWSC Cont Svcs CAPX	CF	9300002100	9/30/2012	370.98
53481400	AWWSC Cont Svcs CAPX	CF	9300002103	9/30/2012	261.32
53481400	AWWSC Cont Svcs CAPX	CF	9300002112	9/30/2012	646.91
53481400	AWWSC Cont Svcs CAPX	CF	9300002113	9/30/2012	(14.21)
53481400	AWWSC Cont Svcs CAPX	CF	9300002116	9/30/2012	1,033.76
53481400	AWWSC Cont Svcs CAPX	CF	9300002120	9/30/2012	1,033.80
53481400	AWWSC Cont Svcs CAPX	CF	9300002123	9/30/2012	34.22
53481400	AWWSC Cont Svcs CAPX	CF	9300002125	9/30/2012	62.65
53481400	AWWSC Cont Svcs CAPX	CF	9300002127	9/30/2012	34.22
53481400	AWWSC Cont Svcs CAPX	CF	9300002129	9/30/2012	361.34
53481400	AWWSC Cont Svcs CAPX	CF	9300002131	9/30/2012	361.34
53481400	AWWSC Cont Svcs CAPX	CF	9300002133	9/30/2012	361.34
53481400	AWWSC Cont Svcs CAPX	CF	9300002135	9/30/2012	53.40
53481400	AWWSC Cont Svcs CAPX	CF	9300002137	9/30/2012	76.71
53481400	AWWSC Cont Svcs CAPX	CF	9300002141	9/30/2012	(158.36)
53481400	AWWSC Cont Svcs CAPX	CF	9300002142	9/30/2012	(4,622.52)
53481400	AWWSC Cont Svcs CAPX	CF	9300002146	9/30/2012	(413.08)
53481400	AWWSC Cont Svcs CAPX	CF	9300002152	9/30/2012	(354.73)
53481400	AWWSC Cont Svcs CAPX	CF	9300002162	9/30/2012	1,624.12
53481400	AWWSC Cont Svcs CAPX	CF	9300002180	9/30/2012	(415.28)
53481400	AWWSC Cont Svcs CAPX	CF	9300002188	9/30/2012	(7,303.25)
53481400	AWWSC Cont Svcs CAPX	CF	9300002190	9/30/2012	878.20
53481400	AWWSC Cont Svcs CAPX	CF	9300002192	9/30/2012	(8,314.86)
53481400	AWWSC Cont Svcs CAPX	CF	9300002195	9/30/2012	878.20
53481400	AWWSC Cont Svcs CAPX	CF	9300002199	9/30/2012	(878.20)
53481400	AWWSC Cont Svcs CAPX	CF	9300002203	9/30/2012	(878.20)
53481400	AWWSC Cont Svcs CAPX	CF	9300002205	9/30/2012	(878.20)
53481400	AWWSC Cont Svcs CAPX	CF	9300002207	9/30/2012	(878.20)
53481400	AWWSC Cont Svcs CAPX	CF	9300002209	9/30/2012	5,898.24
53481400	AWWSC Cont Svcs CAPX	CF	9300002211	9/30/2012	5,898.24
53481400	AWWSC Cont Svcs CAPX	CF	9300002213	9/30/2012	5,898.22
53481400	AWWSC Cont Svcs CAPX	CF	9300002215	9/30/2012	(878.20)
53481400	AWWSC Cont Svcs CAPX	CF	9300002217	9/30/2012	878.20
53481400	AWWSC Cont Svcs CAPX	CF	9300002220	9/30/2012	878.20
53481400	AWWSC Cont Svcs CAPX	CF	9300002222	9/30/2012	878.20
53481400	AWWSC Cont Svcs CAPX	CF	9300002228	9/30/2012	1,312.52
53481400	AWWSC Cont Svcs CAPX	CF	9300002229	9/30/2012	4,458.68
53481400	AWWSC Cont Svcs CAPX	CF	9300002230	9/30/2012	200.39
53481400	AWWSC Cont Svcs CAPX	CF	9300002233	9/30/2012	1,312.48
53481400	AWWSC Cont Svcs CAPX	CF	9300002234	9/30/2012	4,983.81

## Kentucky American Water Company

Case No. 2012-00520

Response to PSC DR1, Item 31

Account	Description	Doc Type	Document Number	Posting Date	Amount
53481400	AWWSC Cont Svcs CAPX	CF	9300002235	9/30/2012	200.39
53481400	AWWSC Cont Svcs CAPX	CF	9300002239	9/30/2012	1,312.63
53481400	AWWSC Cont Svcs CAPX	CF	9300002240	9/30/2012	16,846.14
53481400	AWWSC Cont Svcs CAPX	CF	9300002241	9/30/2012	200.39
53481400	AWWSC Cont Svcs CAPX	CF	9300002244	9/30/2012	1,312.59
53481400	AWWSC Cont Svcs CAPX	CF	9300002245	9/30/2012	3,319.02
53481400	AWWSC Cont Svcs CAPX	CF	9300002246	9/30/2012	200.39
53481400	AWWSC Cont Svcs CAPX	CF	9300002251	9/30/2012	19,312.76
53481400	AWWSC Cont Svcs CAPX	CF	9300002252	9/30/2012	1,312.56
53481400	AWWSC Cont Svcs CAPX	CF	9300002253	9/30/2012	200.39
53481400	AWWSC Cont Svcs CAPX	CF	9300002259	9/30/2012	(184.59)
53481400	AWWSC Cont Svcs CAPX	CF	9300002591	9/30/2012	0.04
53481400	AWWSC Cont Svcs CAPX	CF	9300002600	9/30/2012	0.01
53481400	AWWSC Cont Svcs CAPX	CF	9300002603	9/30/2012	0.04
53481400	AWWSC Cont Svcs CAPX	CF	9300002603	9/30/2012	0.01
53481400	AWWSC Cont Svcs CAPX	CF	9300002648	9/30/2012	145.87
53481400	AWWSC Cont Svcs CAPX	CF	9300002649	9/30/2012	418.64
53481400	AWWSC Cont Svcs CAPX	UT	9300002544	9/30/2012	(31,998.32)
53481400	AWWSC Cont Svcs CAPX	UZ	2000000213	9/30/2012	(5,898.22)
53481400	AWWSC Cont Svcs CAPX	UZ	2000000213	9/30/2012	(5,898.24)
53481400	AWWSC Cont Svcs CAPX	UZ	2000000223	9/30/2012	(1.47)
53481400	AWWSC Cont Svcs CAPX	UZ	2000000214	9/30/2012	(878.20)
53481400	AWWSC Cont Svcs CAPX	UZ	2000000227	9/30/2012	(4.42)
53481400	AWWSC Cont Svcs CAPX	UZ	2000000216	9/30/2012	(5,898.24)
53481400	AWWSC Cont Svcs CAPX	UZ	2000000225	9/30/2012	(1.47)
53481400	AWWSC Cont Svcs CAPX	UZ	2000000213	9/30/2012	878.20
53481400	AWWSC Cont Svcs CAPX	UZ	2000000225	9/30/2012	(1.47)
53481400	AWWSC Cont Svcs CAPX	UZ	2000000214	9/30/2012	878.20
53481400	AWWSC Cont Svcs CAPX	UZ	2000000222	9/30/2012	(1.47)
53481400	AWWSC Cont Svcs CAPX	UZ	2000000214	9/30/2012	878.20
53481400	AWWSC Cont Svcs CAPX	UZ	2000000225	9/30/2012	(2.95)
53481400	AWWSC Cont Svcs CAPX	UZ	2000000216	9/30/2012	(878.20)
53481400	AWWSC Cont Svcs CAPX	UZ	2000000225	9/30/2012	(4.42)
53481400	AWWSC Cont Svcs CAPX	UZ	2000000214	9/30/2012	(878.20)
53481400	AWWSC Cont Svcs CAPX	UZ	2000000225	9/30/2012	(2.95)
53481400	AWWSC Cont Svcs CAPX	UZ	2000000213	9/30/2012	(878.20)
53481400	AWWSC Cont Svcs CAPX	UZ	2000000225	9/30/2012	(10.32)
53481400	AWWSC Cont Svcs CAPX	UZ	2000000214	9/30/2012	(878.20)
53481400	AWWSC Cont Svcs CAPX	UZ	2000000223	9/30/2012	(17.69)
53481400	AWWSC Cont Svcs CAPX	UZ	2000000214	9/30/2012	878.20
53481400	AWWSC Cont Svcs CAPX	UZ	2000000223	9/30/2012	(5.90)
53481400	AWWSC Cont Svcs CAPX	UZ	2000000214	9/30/2012	8,314.86
53481400	AWWSC Cont Svcs CAPX	UZ	2000000214	9/30/2012	7,303.25
53481400	AWWSC Cont Svcs CAPX	UZ	2000000214	9/30/2012	878.20
53481400	AWWSC Cont Svcs CAPX	UZ	2000000225	9/30/2012	(11.79)
53481400	AWWSC Cont Svcs CAPX	UZ	2000000223	9/30/2012	(4.42)
53481400	AWWSC Cont Svcs CAPX	UZ	2000000214	9/30/2012	415.28
53481400	AWWSC Cont Svcs CAPX	UZ	2000000225	9/30/2012	(4.46)
53481400	AWWSC Cont Svcs CAPX	UZ	2000000223	9/30/2012	(2.95)
53481400	AWWSC Cont Svcs CAPX	UZ	2000000225	9/30/2012	(2.95)
53481400	AWWSC Cont Svcs CAPX	UZ	2000000225	9/30/2012	(4.42)
53481400	AWWSC Cont Svcs CAPX	UZ	2000000213	9/30/2012	(1,624.12)
53481400	AWWSC Cont Svcs CAPX	UZ	2000000223	9/30/2012	(1.47)

## Kentucky American Water Company

Case No. 2012-00520

Response to PSC DR1, Item 31

Account	Description	Doc Type	Document Number	Posting Date	Amount
53481400	AWWSC Cont Svcs CAPX	UZ	2000000213	9/30/2012	469.20
53481400	AWWSC Cont Svcs CAPX	UZ	2000000213	9/30/2012	(293.25)
53481400	AWWSC Cont Svcs CAPX	UZ	2000000222	9/30/2012	(4.42)
53481400	AWWSC Cont Svcs CAPX	UZ	2000000223	9/30/2012	(1.47)
53481400	AWWSC Cont Svcs CAPX	UZ	2000000223	9/30/2012	(1.47)
53481400	AWWSC Cont Svcs CAPX	UZ	2000000223	9/30/2012	(1.47)
53481400	AWWSC Cont Svcs CAPX	UZ	2000000214	9/30/2012	413.08
53481400	AWWSC Cont Svcs CAPX	UZ	2000000227	9/30/2012	(2.95)
53481400	AWWSC Cont Svcs CAPX	UZ	2000000213	9/30/2012	354.73
53481400	AWWSC Cont Svcs CAPX	UZ	2000000214	9/30/2012	4,780.88
53481400	AWWSC Cont Svcs CAPX	UZ	2000000225	9/30/2012	(1.47)
53481400	AWWSC Cont Svcs CAPX	UZ	2000000216	9/30/2012	(76.71)
53481400	AWWSC Cont Svcs CAPX	UZ	2000000225	9/30/2012	(1.47)
53481400	AWWSC Cont Svcs CAPX	UZ	2000000213	9/30/2012	(53.40)
53481400	AWWSC Cont Svcs CAPX	UZ	2000000223	9/30/2012	(1.47)
53481400	AWWSC Cont Svcs CAPX	UZ	2000000214	9/30/2012	(361.34)
53481400	AWWSC Cont Svcs CAPX	UZ	2000000214	9/30/2012	(361.34)
53481400	AWWSC Cont Svcs CAPX	UZ	2000000213	9/30/2012	(361.34)
53481400	AWWSC Cont Svcs CAPX	UZ	2000000214	9/30/2012	(34.22)
53481400	AWWSC Cont Svcs CAPX	UZ	2000000213	9/30/2012	(34.22)
53481400	AWWSC Cont Svcs CAPX	UZ	2000000213	9/30/2012	(62.65)
53481400	AWWSC Cont Svcs CAPX	UZ	2000000214	9/30/2012	(1,033.80)
53481400	AWWSC Cont Svcs CAPX	UZ	2000000213	9/30/2012	(1,033.76)
53481400	AWWSC Cont Svcs CAPX	UZ	2000000213	9/30/2012	14.21
53481400	AWWSC Cont Svcs CAPX	UZ	2000000213	9/30/2012	(646.91)
53481400	AWWSC Cont Svcs CAPX	UZ	2000000227	9/30/2012	(1.47)
53481400	AWWSC Cont Svcs CAPX	UZ	2000000214	9/30/2012	(261.32)
53481400	AWWSC Cont Svcs CAPX	UZ	2000000223	9/30/2012	(16.21)
53481400	AWWSC Cont Svcs CAPX	UZ	2000000214	9/30/2012	(370.98)
53481400	AWWSC Cont Svcs CAPX	UZ	2000000225	9/30/2012	(8.84)
53481400	AWWSC Cont Svcs CAPX	UZ	2000000214	9/30/2012	(370.98)
53481400	AWWSC Cont Svcs CAPX	UZ	2000000223	9/30/2012	(4.42)
53481400	AWWSC Cont Svcs CAPX	UZ	2000000213	9/30/2012	(328.00)
53481400	AWWSC Cont Svcs CAPX	UZ	2000000227	9/30/2012	(2.95)
53481400	AWWSC Cont Svcs CAPX	UZ	2000000213	9/30/2012	(1,981.02)
53481400	AWWSC Cont Svcs CAPX	UZ	2000000225	9/30/2012	(5.90)
53481400	AWWSC Cont Svcs CAPX	UZ	2000000214	9/30/2012	3,468.64
53481400	AWWSC Cont Svcs CAPX	UZ	2000000223	9/30/2012	(1.47)
53481400	AWWSC Cont Svcs CAPX	UZ	2000000214	9/30/2012	(4,813.68)
53481400	AWWSC Cont Svcs CAPX	UZ	2000000225	9/30/2012	(1.47)
53481400	AWWSC Cont Svcs CAPX	UZ	2000000214	9/30/2012	(1,193.23)
53481400	AWWSC Cont Svcs CAPX	UZ	2000000222	9/30/2012	(1.47)
53481400	AWWSC Cont Svcs CAPX	UZ	2000000214	9/30/2012	(1,978.96)
53481400	AWWSC Cont Svcs CAPX	UZ	2000000223	9/30/2012	(5.90)
53481400	AWWSC Cont Svcs CAPX	UZ	2000000225	9/30/2012	(10.38)
53481400	AWWSC Cont Svcs CAPX	UZ	2000000213	9/30/2012	(722.02)
53481400	AWWSC Cont Svcs CAPX	UZ	2000000225	9/30/2012	(10.32)
53481400	AWWSC Cont Svcs CAPX	UZ	2000000213	9/30/2012	(1,661.24)
53481400	AWWSC Cont Svcs CAPX	UZ	2000000223	9/30/2012	(4.42)
53481400	AWWSC Cont Svcs CAPX	UZ	2000000213	9/30/2012	(2,215.02)
53481400	AWWSC Cont Svcs CAPX	UZ	2000000223	9/30/2012	(4.42)
53481400	AWWSC Cont Svcs CAPX	UZ	2000000213	9/30/2012	(649.72)
53481400	AWWSC Cont Svcs CAPX	UZ	2000000227	9/30/2012	(5.90)

## Kentucky American Water Company

Case No. 2012-00520

Response to PSC DR1, Item 31

Account	Description	Doc Type	Document Number	Posting Date	Amount
53481400	AWWSC Cont Svcs CAPX	UZ	2000000213	9/30/2012	(649.72)
53481400	AWWSC Cont Svcs CAPX	UZ	2000000225	9/30/2012	(5.90)
53481400	AWWSC Cont Svcs CAPX	UZ	2000000214	9/30/2012	(11,719.79)
53481400	AWWSC Cont Svcs CAPX	UZ	2000000225	9/30/2012	(7.37)
53481400	AWWSC Cont Svcs CAPX	UZ	2000000213	9/30/2012	(11,027.95)
53481400	AWWSC Cont Svcs CAPX	UZ	2000000223	9/30/2012	(7.37)
53481400	AWWSC Cont Svcs CAPX	UZ	2000000216	9/30/2012	(3,904.33)
53481400	AWWSC Cont Svcs CAPX	UZ	2000000223	9/30/2012	(82.55)
53481400	AWWSC Cont Svcs CAPX	UZ	2000000213	9/30/2012	(3,400.24)
53481400	AWWSC Cont Svcs CAPX	UZ	2000000223	9/30/2012	(47.17)
53481400	AWWSC Cont Svcs CAPX	UZ	2000000225	9/30/2012	(8.84)
53481400	AWWSC Cont Svcs CAPX	UZ	2000000214	9/30/2012	(4.14)
53481400	AWWSC Cont Svcs CAPX	UZ	2000000213	9/30/2012	(4.14)
53481400	AWWSC Cont Svcs CAPX	UZ	2000000213	9/30/2012	(4.14)
53481400	AWWSC Cont Svcs CAPX	UZ	2000000223	9/30/2012	(7.37)
53481400	AWWSC Cont Svcs CAPX	UZ	2000000215	9/30/2012	(6.21)
53481400	AWWSC Cont Svcs CAPX	UZ	2000000214	9/30/2012	(6.21)
53481400	AWWSC Cont Svcs CAPX	UZ	2000000216	9/30/2012	(3,910.00)
53481400	AWWSC Cont Svcs CAPX	UZ	2000000223	9/30/2012	(4.42)
53481400	AWWSC Cont Svcs CAPX	UZ	2000000213	9/30/2012	(589.10)
53481400	AWWSC Cont Svcs CAPX	UZ	2000000223	9/30/2012	(8.84)
53481400	AWWSC Cont Svcs CAPX	UZ	2000000213	9/30/2012	(459.58)
53481400	AWWSC Cont Svcs CAPX	UZ	2000000214	9/30/2012	(437.69)
53481400	AWWSC Cont Svcs CAPX	UZ	2000000225	9/30/2012	(5.90)
53481400	AWWSC Cont Svcs CAPX	UZ	2000000213	9/30/2012	184.59
53481400	AWWSC Cont Svcs CAPX	UZ	2000000223	9/30/2012	(2.95)
53481400	AWWSC Cont Svcs CAPX	UZ	2000000214	9/30/2012	(212.08)
53481400	AWWSC Cont Svcs CAPX	UZ	2000000223	9/30/2012	(5.90)
53481400	AWWSC Cont Svcs CAPX	UZ	2000000214	9/30/2012	(212.08)
53481400	AWWSC Cont Svcs CAPX	UZ	2000000223	9/30/2012	(5.90)
53481400	AWWSC Cont Svcs CAPX	UZ	2000000213	9/30/2012	(212.08)
53481400	AWWSC Cont Svcs CAPX	UZ	2000000223	9/30/2012	(5.90)
53481400	AWWSC Cont Svcs CAPX	UZ	2000000213	9/30/2012	4,253.49
53481400	AWWSC Cont Svcs CAPX	UZ	2000000223	9/30/2012	(22.11)
53481400	AWWSC Cont Svcs CAPX	UZ	2000000214	9/30/2012	1,988.33
53481400	AWWSC Cont Svcs CAPX	UZ	2000000225	9/30/2012	(17.69)
53481400	AWWSC Cont Svcs CAPX	UZ	2000000213	9/30/2012	5,250.22
53481400	AWWSC Cont Svcs CAPX	UZ	2000000225	9/30/2012	(48.64)
53481400	AWWSC Cont Svcs CAPX	UZ	2000000225	9/30/2012	(7.37)
53481400	AWWSC Cont Svcs CAPX	UZ	2000000225	9/30/2012	(7.37)
53481400	AWWSC Cont Svcs CAPX	UZ	2000000222	9/30/2012	(2.95)
53481400	AWWSC Cont Svcs CAPX	UZ	2000000213	9/30/2012	(48.79)
53481400	AWWSC Cont Svcs CAPX	UZ	2000000213	9/30/2012	280.35
53481400	AWWSC Cont Svcs CAPX	UZ	2000000214	9/30/2012	0.35
53481400	AWWSC Cont Svcs CAPX	UZ	2000000227	9/30/2012	(1.47)
53481400	AWWSC Cont Svcs CAPX	UZ	2000000214	9/30/2012	0.35
53481400	AWWSC Cont Svcs CAPX	UZ	2000000225	9/30/2012	(7.37)
53481400	AWWSC Cont Svcs CAPX	UZ	2000000214	9/30/2012	0.35
53481400	AWWSC Cont Svcs CAPX	UZ	2000000225	9/30/2012	(2.95)
53481400	AWWSC Cont Svcs CAPX	UZ	2000000214	9/30/2012	(589.10)
53481400	AWWSC Cont Svcs CAPX	UZ	2000000223	9/30/2012	(8.84)
53481400	AWWSC Cont Svcs CAPX	UZ	2000000227	9/30/2012	(2.95)
53481400	AWWSC Cont Svcs CAPX	UZ	2000000223	9/30/2012	(5.90)

## Kentucky American Water Company

Case No. 2012-00520

Response to PSC DR1, Item 31

Account	Description	Doc Type	Document Number	Posting Date	Amount
53481400	AWWSC Cont Svcs CAPX	UZ	2000000225	9/30/2012	(2.95)
53481400	AWWSC Cont Svcs CAPX	UZ	2000000213	9/30/2012	(16.35)
53481400	AWWSC Cont Svcs CAPX	UZ	2000000223	9/30/2012	(2.95)
53481400	AWWSC Cont Svcs CAPX	UZ	2000000213	9/30/2012	1,473.50
53481400	AWWSC Cont Svcs CAPX	UZ	2000000225	9/30/2012	(8.84)
53481400	AWWSC Cont Svcs CAPX	UZ	2000000213	9/30/2012	(448.35)
53481400	AWWSC Cont Svcs CAPX	UZ	2000000213	9/30/2012	(448.35)
53481400	AWWSC Cont Svcs CAPX	UZ	2000000213	9/30/2012	(448.35)
53481400	AWWSC Cont Svcs CAPX	UZ	2000000214	9/30/2012	184.59
53481400	AWWSC Cont Svcs CAPX	UZ	2000000223	9/30/2012	(1.47)
53481400	AWWSC Cont Svcs CAPX	UZ	2000000214	9/30/2012	184.59
53481400	AWWSC Cont Svcs CAPX	UZ	2000000225	9/30/2012	(2.95)
53481400	AWWSC Cont Svcs CAPX	UZ	2000000213	9/30/2012	(589.10)
53481400	AWWSC Cont Svcs CAPX	UZ	2000000225	9/30/2012	(8.84)
53481400	AWWSC Cont Svcs CAPX	UZ	2000000216	9/30/2012	(598.23)
53481400	AWWSC Cont Svcs CAPX	UZ	2000000225	9/30/2012	(5.90)
53481400	AWWSC Cont Svcs CAPX	UZ	2000000213	9/30/2012	(25,185.78)
53481400	AWWSC Cont Svcs CAPX	UZ	2000000214	9/30/2012	498.80
53481400	AWWSC Cont Svcs CAPX	UZ	2000000214	9/30/2012	(10,580.08)
53481400	AWWSC Cont Svcs CAPX	UZ	2000000213	9/30/2012	(22,579.18)
53481400	AWWSC Cont Svcs CAPX	UZ	2000000214	9/30/2012	(8,049.80)
53481400	AWWSC Cont Svcs CAPX	UZ	2000000216	9/30/2012	(8,025.37)
53481500	AWWSC Off Suppl CAPX	CF	9300001861	9/30/2012	14.70
53481500	AWWSC Off Suppl CAPX	CF	9300001862	9/30/2012	8.24
53481500	AWWSC Off Suppl CAPX	CF	9300001864	9/30/2012	14.21
53481500	AWWSC Off Suppl CAPX	CF	9300001895	9/30/2012	(18.41)
53481500	AWWSC Off Suppl CAPX	CF	9300001897	9/30/2012	(7.84)
53481500	AWWSC Off Suppl CAPX	CF	9300001899	9/30/2012	(14.75)
53481500	AWWSC Off Suppl CAPX	CF	9300001901	9/30/2012	(37.84)
53481500	AWWSC Off Suppl CAPX	CF	9300001903	9/30/2012	(186.14)
53481500	AWWSC Off Suppl CAPX	CF	9300001905	9/30/2012	(172.21)
53481500	AWWSC Off Suppl CAPX	CF	9300001907	9/30/2012	(6.22)
53481500	AWWSC Off Suppl CAPX	CF	9300001909	9/30/2012	(4.17)
53481500	AWWSC Off Suppl CAPX	CF	9300001911	9/30/2012	(5.56)
53481500	AWWSC Off Suppl CAPX	CF	9300001913	9/30/2012	(155.38)
53481500	AWWSC Off Suppl CAPX	CF	9300001915	9/30/2012	(164.87)
53481500	AWWSC Off Suppl CAPX	CF	9300001917	9/30/2012	(155.53)
53481500	AWWSC Off Suppl CAPX	CF	9300001919	9/30/2012	(8.97)
53481500	AWWSC Off Suppl CAPX	CF	9300001921	9/30/2012	(11.15)
53481500	AWWSC Off Suppl CAPX	CF	9300001923	9/30/2012	(115.69)
53481500	AWWSC Off Suppl CAPX	CF	9300001925	9/30/2012	(115.42)
53481500	AWWSC Off Suppl CAPX	CF	9300001927	9/30/2012	(115.79)
53481500	AWWSC Off Suppl CAPX	CF	9300001929	9/30/2012	(3.83)
53481500	AWWSC Off Suppl CAPX	CF	9300001931	9/30/2012	(10.41)
53481500	AWWSC Off Suppl CAPX	CF	9300001933	9/30/2012	(10.49)
53481500	AWWSC Off Suppl CAPX	CF	9300001935	9/30/2012	(517.81)
53481500	AWWSC Off Suppl CAPX	CF	9300001937	9/30/2012	(736.19)
53481500	AWWSC Off Suppl CAPX	CF	9300001939	9/30/2012	(551.76)
53481500	AWWSC Off Suppl CAPX	CF	9300001941	9/30/2012	(10.76)
53481500	AWWSC Off Suppl CAPX	CF	9300001943	9/30/2012	(10.47)
53481500	AWWSC Off Suppl CAPX	CF	9300001945	9/30/2012	(10.50)
53481500	AWWSC Off Suppl CAPX	CF	9300001947	9/30/2012	(91.85)
53481500	AWWSC Off Suppl CAPX	CF	9300001949	9/30/2012	(106.54)

## Kentucky American Water Company

Case No. 2012-00520

Response to PSC DR1, Item 31

Account	Description	Doc Type	Document Number	Posting Date	Amount
53481500	AWWSC Off Suppl CAPX	CF	9300001951	9/30/2012	(57.15)
53481500	AWWSC Off Suppl CAPX	CF	9300001953	9/30/2012	(59.65)
53481500	AWWSC Off Suppl CAPX	CF	9300001955	9/30/2012	(53.72)
53481500	AWWSC Off Suppl CAPX	CF	9300001957	9/30/2012	(6.11)
53481500	AWWSC Off Suppl CAPX	CF	9300001959	9/30/2012	0.59
53481500	AWWSC Off Suppl CAPX	CF	9300001961	9/30/2012	0.59
53481500	AWWSC Off Suppl CAPX	CF	9300001963	9/30/2012	0.39
53481500	AWWSC Off Suppl CAPX	CF	9300001965	9/30/2012	0.39
53481500	AWWSC Off Suppl CAPX	CF	9300001967	9/30/2012	0.39
53481500	AWWSC Off Suppl CAPX	CF	9300001970	9/30/2012	(7.48)
53481500	AWWSC Off Suppl CAPX	CF	9300001972	9/30/2012	(7.48)
53481500	AWWSC Off Suppl CAPX	CF	9300001974	9/30/2012	(0.64)
53481500	AWWSC Off Suppl CAPX	CF	9300001975	9/30/2012	(1.78)
53481500	AWWSC Off Suppl CAPX	CF	9300001978	9/30/2012	(10.01)
53481500	AWWSC Off Suppl CAPX	CF	9300001979	9/30/2012	(0.31)
53481500	AWWSC Off Suppl CAPX	CF	9300001980	9/30/2012	(21.79)
53481500	AWWSC Off Suppl CAPX	CF	9300001981	9/30/2012	16.79
53481500	AWWSC Off Suppl CAPX	CF	9300001983	9/30/2012	(5.24)
53481500	AWWSC Off Suppl CAPX	CF	9300001985	9/30/2012	(4.99)
53481500	AWWSC Off Suppl CAPX	CF	9300001987	9/30/2012	(2.60)
53481500	AWWSC Off Suppl CAPX	CF	9300001988	9/30/2012	(0.64)
53481500	AWWSC Off Suppl CAPX	CF	9300001989	9/30/2012	(0.64)
53481500	AWWSC Off Suppl CAPX	CF	9300001990	9/30/2012	0.03
53481500	AWWSC Off Suppl CAPX	CF	9300001991	9/30/2012	(0.06)
53481500	AWWSC Off Suppl CAPX	CF	9300001993	9/30/2012	(2.52)
53481500	AWWSC Off Suppl CAPX	CF	9300001995	9/30/2012	(7.51)
53481500	AWWSC Off Suppl CAPX	CF	9300001996	9/30/2012	(0.04)
53481500	AWWSC Off Suppl CAPX	CF	9300001997	9/30/2012	(4.69)
53481500	AWWSC Off Suppl CAPX	CF	9300001998	9/30/2012	(11.13)
53481500	AWWSC Off Suppl CAPX	CF	9300001999	9/30/2012	(32.68)
53481500	AWWSC Off Suppl CAPX	CF	9300002000	9/30/2012	(21.78)
53481500	AWWSC Off Suppl CAPX	CF	9300002001	9/30/2012	(21.78)
53481500	AWWSC Off Suppl CAPX	CF	9300002002	9/30/2012	14.67
53481500	AWWSC Off Suppl CAPX	CF	9300002004	9/30/2012	74.01
53481500	AWWSC Off Suppl CAPX	CF	9300002007	9/30/2012	25.14
53481500	AWWSC Off Suppl CAPX	CF	9300002009	9/30/2012	28.87
53481500	AWWSC Off Suppl CAPX	CF	9300002012	9/30/2012	14.84
53481500	AWWSC Off Suppl CAPX	CF	9300002013	9/30/2012	(15.16)
53481500	AWWSC Off Suppl CAPX	CF	9300002014	9/30/2012	(15.16)
53481500	AWWSC Off Suppl CAPX	CF	9300002015	9/30/2012	(10.11)
53481500	AWWSC Off Suppl CAPX	CF	9300002016	9/30/2012	(10.11)
53481500	AWWSC Off Suppl CAPX	CF	9300002017	9/30/2012	(10.11)
53481500	AWWSC Off Suppl CAPX	CF	9300002018	9/30/2012	(35.01)
53481500	AWWSC Off Suppl CAPX	CF	9300002019	9/30/2012	1.88
53481500	AWWSC Off Suppl CAPX	CF	9300002021	9/30/2012	1.88
53481500	AWWSC Off Suppl CAPX	CF	9300002023	9/30/2012	(17.68)
53481500	AWWSC Off Suppl CAPX	CF	9300002024	9/30/2012	(100.38)
53481500	AWWSC Off Suppl CAPX	CF	9300002025	9/30/2012	8.99
53481500	AWWSC Off Suppl CAPX	CF	9300002026	9/30/2012	(168.83)
53481500	AWWSC Off Suppl CAPX	CF	9300002027	9/30/2012	(17.37)
53481500	AWWSC Off Suppl CAPX	CF	9300002028	9/30/2012	1.88
53481500	AWWSC Off Suppl CAPX	CF	9300002029	9/30/2012	(68.12)
53481500	AWWSC Off Suppl CAPX	CF	9300002030	9/30/2012	8.99



## Kentucky American Water Company

Case No. 2012-00520

Response to PSC DR1, Item 31

Account	Description	Doc Type	Document Number	Posting Date	Amount
53481500	AWWSC Off Suppl CAPX	CF	9300002031	9/30/2012	(18.53)
53481500	AWWSC Off Suppl CAPX	CF	9300002032	9/30/2012	(61.13)
53481500	AWWSC Off Suppl CAPX	CF	9300002033	9/30/2012	1.88
53481500	AWWSC Off Suppl CAPX	CF	9300002034	9/30/2012	(91.21)
53481500	AWWSC Off Suppl CAPX	CF	9300002035	9/30/2012	(0.03)
53481500	AWWSC Off Suppl CAPX	CF	9300002036	9/30/2012	3.04
53481500	AWWSC Off Suppl CAPX	CF	9300002043	9/30/2012	(71.21)
53481500	AWWSC Off Suppl CAPX	CF	9300002046	9/30/2012	(346.41)
53481500	AWWSC Off Suppl CAPX	CF	9300002053	9/30/2012	(367.51)
53481500	AWWSC Off Suppl CAPX	CF	9300002058	9/30/2012	(552.87)
53481500	AWWSC Off Suppl CAPX	CF	9300002061	9/30/2012	(82.14)
53481500	AWWSC Off Suppl CAPX	CF	9300002063	9/30/2012	(95.33)
53481500	AWWSC Off Suppl CAPX	CF	9300002066	9/30/2012	(97.71)
53481500	AWWSC Off Suppl CAPX	CF	9300002068	9/30/2012	(398.04)
53481500	AWWSC Off Suppl CAPX	CF	9300002070	9/30/2012	(158.00)
53481500	AWWSC Off Suppl CAPX	CF	9300002073	9/30/2012	(95.06)
53481500	AWWSC Off Suppl CAPX	CF	9300002075	9/30/2012	(270.25)
53481500	AWWSC Off Suppl CAPX	CF	9300002077	9/30/2012	(328.14)
53481500	AWWSC Off Suppl CAPX	CF	9300002079	9/30/2012	(131.49)
53481500	AWWSC Off Suppl CAPX	CF	9300002081	9/30/2012	(97.94)
53481500	AWWSC Off Suppl CAPX	CF	9300002083	9/30/2012	(2.81)
53481500	AWWSC Off Suppl CAPX	CF	9300002084	9/30/2012	2.51
53481500	AWWSC Off Suppl CAPX	CF	9300002088	9/30/2012	(161.01)
53481500	AWWSC Off Suppl CAPX	CF	9300002090	9/30/2012	(43.24)
53481500	AWWSC Off Suppl CAPX	CF	9300002093	9/30/2012	(3.91)
53481500	AWWSC Off Suppl CAPX	CF	9300002095	9/30/2012	(45.85)
53481500	AWWSC Off Suppl CAPX	CF	9300002096	9/30/2012	(30.75)
53481500	AWWSC Off Suppl CAPX	CF	9300002098	9/30/2012	(231.05)
53481500	AWWSC Off Suppl CAPX	CF	9300002101	9/30/2012	(501.16)
53481500	AWWSC Off Suppl CAPX	CF	9300002104	9/30/2012	(406.79)
53481500	AWWSC Off Suppl CAPX	CF	9300002107	9/30/2012	(10.01)
53481500	AWWSC Off Suppl CAPX	CF	9300002110	9/30/2012	(2.34)
53481500	AWWSC Off Suppl CAPX	CF	9300002114	9/30/2012	(130.18)
53481500	AWWSC Off Suppl CAPX	CF	9300002118	9/30/2012	(127.39)
53481500	AWWSC Off Suppl CAPX	CF	9300002121	9/30/2012	(123.83)
53481500	AWWSC Off Suppl CAPX	CF	9300002124	9/30/2012	(38.43)
53481500	AWWSC Off Suppl CAPX	CF	9300002126	9/30/2012	(39.20)
53481500	AWWSC Off Suppl CAPX	CF	9300002128	9/30/2012	(38.06)
53481500	AWWSC Off Suppl CAPX	CF	9300002130	9/30/2012	33.76
53481500	AWWSC Off Suppl CAPX	CF	9300002132	9/30/2012	19.76
53481500	AWWSC Off Suppl CAPX	CF	9300002134	9/30/2012	36.14
53481500	AWWSC Off Suppl CAPX	CF	9300002136	9/30/2012	(90.82)
53481500	AWWSC Off Suppl CAPX	CF	9300002138	9/30/2012	(84.78)
53481500	AWWSC Off Suppl CAPX	CF	9300002140	9/30/2012	(52.61)
53481500	AWWSC Off Suppl CAPX	CF	9300002143	9/30/2012	(39.49)
53481500	AWWSC Off Suppl CAPX	CF	9300002144	9/30/2012	(153.77)
53481500	AWWSC Off Suppl CAPX	CF	9300002147	9/30/2012	(212.19)
53481500	AWWSC Off Suppl CAPX	CF	9300002149	9/30/2012	13.16
53481500	AWWSC Off Suppl CAPX	CF	9300002151	9/30/2012	12.43
53481500	AWWSC Off Suppl CAPX	CF	9300002153	9/30/2012	(166.35)
53481500	AWWSC Off Suppl CAPX	CF	9300002155	9/30/2012	12.23
53481500	AWWSC Off Suppl CAPX	CF	9300002157	9/30/2012	(4.37)
53481500	AWWSC Off Suppl CAPX	CF	9300002158	9/30/2012	(1.41)

## Kentucky American Water Company

Case No. 2012-00520

Response to PSC DR1, Item 31

Account	Description	Doc Type	Document Number	Posting Date	Amount
53481500	AWWSC Off Suppl CAPX	CF	9300002159	9/30/2012	(0.34)
53481500	AWWSC Off Suppl CAPX	CF	9300002160	9/30/2012	(38.34)
53481500	AWWSC Off Suppl CAPX	CF	9300002163	9/30/2012	(196.42)
53481500	AWWSC Off Suppl CAPX	CF	9300002166	9/30/2012	(36.14)
53481500	AWWSC Off Suppl CAPX	CF	9300002167	9/30/2012	(3.80)
53481500	AWWSC Off Suppl CAPX	CF	9300002169	9/30/2012	(0.99)
53481500	AWWSC Off Suppl CAPX	CF	9300002171	9/30/2012	(3.79)
53481500	AWWSC Off Suppl CAPX	CF	9300002176	9/30/2012	(9.49)
53481500	AWWSC Off Suppl CAPX	CF	9300002177	9/30/2012	(0.05)
53481500	AWWSC Off Suppl CAPX	CF	9300002179	9/30/2012	(31.04)
53481500	AWWSC Off Suppl CAPX	CF	9300002181	9/30/2012	24.61
53481500	AWWSC Off Suppl CAPX	CF	9300002183	9/30/2012	(3.33)
53481500	AWWSC Off Suppl CAPX	CF	9300002185	9/30/2012	(0.57)
53481500	AWWSC Off Suppl CAPX	CF	9300002186	9/30/2012	(0.09)
53481500	AWWSC Off Suppl CAPX	CF	9300002189	9/30/2012	(1,197.97)
53481500	AWWSC Off Suppl CAPX	CF	9300002191	9/30/2012	(162.50)
53481500	AWWSC Off Suppl CAPX	CF	9300002194	9/30/2012	(816.50)
53481500	AWWSC Off Suppl CAPX	CF	9300002196	9/30/2012	(124.76)
53481500	AWWSC Off Suppl CAPX	CF	9300002201	9/30/2012	(48.77)
53481500	AWWSC Off Suppl CAPX	CF	9300002204	9/30/2012	(48.31)
53481500	AWWSC Off Suppl CAPX	CF	9300002205	9/30/2012	267.76
53481500	AWWSC Off Suppl CAPX	CF	9300002206	9/30/2012	(56.93)
53481500	AWWSC Off Suppl CAPX	CF	9300002208	9/30/2012	(44.22)
53481500	AWWSC Off Suppl CAPX	CF	9300002210	9/30/2012	(1,116.67)
53481500	AWWSC Off Suppl CAPX	CF	9300002211	9/30/2012	8.53
53481500	AWWSC Off Suppl CAPX	CF	9300002212	9/30/2012	(961.97)
53481500	AWWSC Off Suppl CAPX	CF	9300002214	9/30/2012	(1,026.17)
53481500	AWWSC Off Suppl CAPX	CF	9300002216	9/30/2012	(51.80)
53481500	AWWSC Off Suppl CAPX	CF	9300002218	9/30/2012	46.39
53481500	AWWSC Off Suppl CAPX	CF	9300002221	9/30/2012	(48.10)
53481500	AWWSC Off Suppl CAPX	CF	9300002223	9/30/2012	(47.64)
53481500	AWWSC Off Suppl CAPX	CF	9300002224	9/30/2012	(5.95)
53481500	AWWSC Off Suppl CAPX	CF	9300002225	9/30/2012	(5.44)
53481500	AWWSC Off Suppl CAPX	CF	9300002228	9/30/2012	(77.22)
53481500	AWWSC Off Suppl CAPX	CF	9300002229	9/30/2012	(82.97)
53481500	AWWSC Off Suppl CAPX	CF	9300002230	9/30/2012	(33.19)
53481500	AWWSC Off Suppl CAPX	CF	9300002233	9/30/2012	(77.30)
53481500	AWWSC Off Suppl CAPX	CF	9300002234	9/30/2012	(134.18)
53481500	AWWSC Off Suppl CAPX	CF	9300002235	9/30/2012	(32.87)
53481500	AWWSC Off Suppl CAPX	CF	9300002239	9/30/2012	(82.90)
53481500	AWWSC Off Suppl CAPX	CF	9300002240	9/30/2012	(120.08)
53481500	AWWSC Off Suppl CAPX	CF	9300002241	9/30/2012	(36.53)
53481500	AWWSC Off Suppl CAPX	CF	9300002244	9/30/2012	(80.30)
53481500	AWWSC Off Suppl CAPX	CF	9300002245	9/30/2012	(130.01)
53481500	AWWSC Off Suppl CAPX	CF	9300002246	9/30/2012	(34.98)
53481500	AWWSC Off Suppl CAPX	CF	9300002251	9/30/2012	(140.46)
53481500	AWWSC Off Suppl CAPX	CF	9300002252	9/30/2012	(80.02)
53481500	AWWSC Off Suppl CAPX	CF	9300002253	9/30/2012	(36.48)
53481500	AWWSC Off Suppl CAPX	CF	9300002255	9/30/2012	(10.35)
53481500	AWWSC Off Suppl CAPX	CF	9300002256	9/30/2012	(4.74)
53481500	AWWSC Off Suppl CAPX	CF	9300002258	9/30/2012	(10.28)
53481500	AWWSC Off Suppl CAPX	CF	9300002260	9/30/2012	(107.64)
53481500	AWWSC Off Suppl CAPX	CF	9300002556	9/30/2012	0.28

## Kentucky American Water Company

Case No. 2012-00520

Response to PSC DR1, Item 31

Account	Description	Doc Type	Document Number	Posting Date	Amount
53481500	AWWSC Off Suppl CAPX	CF	9300002560	9/30/2012	0.04
53481500	AWWSC Off Suppl CAPX	CF	9300002562	9/30/2012	3.17
53481500	AWWSC Off Suppl CAPX	CF	9300002566	9/30/2012	0.47
53481500	AWWSC Off Suppl CAPX	CF	9300002570	9/30/2012	2.48
53481500	AWWSC Off Suppl CAPX	CF	9300002571	9/30/2012	1.48
53481500	AWWSC Off Suppl CAPX	CF	9300002574	9/30/2012	2.34
53481500	AWWSC Off Suppl CAPX	CF	9300002586	9/30/2012	0.39
53481500	AWWSC Off Suppl CAPX	CF	9300002589	9/30/2012	0.09
53481500	AWWSC Off Suppl CAPX	CF	9300002590	9/30/2012	0.19
53481500	AWWSC Off Suppl CAPX	CF	9300002590	9/30/2012	0.02
53481500	AWWSC Off Suppl CAPX	CF	9300002591	9/30/2012	3.37
53481500	AWWSC Off Suppl CAPX	CF	9300002592	9/30/2012	(0.06)
53481500	AWWSC Off Suppl CAPX	CF	9300002594	9/30/2012	0.27
53481500	AWWSC Off Suppl CAPX	CF	9300002594	9/30/2012	0.05
53481500	AWWSC Off Suppl CAPX	CF	9300002594	9/30/2012	0.04
53481500	AWWSC Off Suppl CAPX	CF	9300002595	9/30/2012	94.08
53481500	AWWSC Off Suppl CAPX	CF	9300002595	9/30/2012	25.83
53481500	AWWSC Off Suppl CAPX	CF	9300002597	9/30/2012	0.37
53481500	AWWSC Off Suppl CAPX	CF	9300002597	9/30/2012	0.10
53481500	AWWSC Off Suppl CAPX	CF	9300002598	9/30/2012	78.09
53481500	AWWSC Off Suppl CAPX	CF	9300002598	9/30/2012	1.03
53481500	AWWSC Off Suppl CAPX	CF	9300002598	9/30/2012	21.44
53481500	AWWSC Off Suppl CAPX	CF	9300002599	9/30/2012	0.28
53481500	AWWSC Off Suppl CAPX	CF	9300002603	9/30/2012	0.03
53481500	AWWSC Off Suppl CAPX	CF	9300002604	9/30/2012	0.01
53481500	AWWSC Off Suppl CAPX	CF	9300002607	9/30/2012	0.01
53481500	AWWSC Off Suppl CAPX	CF	9300002612	9/30/2012	2.60
53481500	AWWSC Off Suppl CAPX	CF	9300002615	9/30/2012	2.80
53481500	AWWSC Off Suppl CAPX	CF	9300002630	9/30/2012	(1,404.15)
53481500	AWWSC Off Suppl CAPX	CF	9300002652	9/30/2012	61.44
53481500	AWWSC Off Suppl CAPX	CF	9300002659	9/30/2012	0.68
53481500	AWWSC Off Suppl CAPX	CF	9300002663	9/30/2012	9.23
53481500	AWWSC Off Suppl CAPX	CF	9300002664	9/30/2012	1.15
53481500	AWWSC Off Suppl CAPX	CF	9300002671	9/30/2012	22.62
53481500	AWWSC Off Suppl CAPX	CF	9300002671	9/30/2012	0.24
53481500	AWWSC Off Suppl CAPX	UT	9300002544	9/30/2012	(37.15)
53481500	AWWSC Off Suppl CAPX	UT	9300002695	9/30/2012	(203.39)
53481500	AWWSC Off Suppl CAPX	UZ	2000000223	9/30/2012	(47.65)
53481500	AWWSC Off Suppl CAPX	UZ	2000000214	9/30/2012	1,026.17
53481500	AWWSC Off Suppl CAPX	UZ	2000000213	9/30/2012	961.97
53481500	AWWSC Off Suppl CAPX	UZ	2000000214	9/30/2012	(8.53)
53481500	AWWSC Off Suppl CAPX	UZ	2000000223	9/30/2012	3.67
53481500	AWWSC Off Suppl CAPX	UZ	2000000225	9/30/2012	(0.21)
53481500	AWWSC Off Suppl CAPX	UZ	2000000213	9/30/2012	(14.84)
53481500	AWWSC Off Suppl CAPX	UZ	2000000213	9/30/2012	(25.14)
53481500	AWWSC Off Suppl CAPX	UZ	2000000214	9/30/2012	(28.87)
53481500	AWWSC Off Suppl CAPX	UZ	2000000213	9/30/2012	47.64
53481500	AWWSC Off Suppl CAPX	UZ	2000000223	9/30/2012	11.00
53481500	AWWSC Off Suppl CAPX	UZ	2000000227	9/30/2012	(0.61)
53481500	AWWSC Off Suppl CAPX	UZ	2000000214	9/30/2012	1,116.67
53481500	AWWSC Off Suppl CAPX	UZ	2000000222	9/30/2012	3.67
53481500	AWWSC Off Suppl CAPX	UZ	2000000227	9/30/2012	(0.21)
53481500	AWWSC Off Suppl CAPX	UZ	2000000213	9/30/2012	44.22

Kentucky American Water Company  
Case No. 2012-00520  
Response to PSC DR1, Item 31

Account	Description	Doc Type	Document Number	Posting Date	Amount
53481500	AWWSC Off Suppl CAPX	UZ	2000000223	9/30/2012	3.67
53481500	AWWSC Off Suppl CAPX	UZ	2000000227	9/30/2012	(0.21)
53481500	AWWSC Off Suppl CAPX	UZ	2000000213	9/30/2012	(267.76)
53481500	AWWSC Off Suppl CAPX	UZ	2000000214	9/30/2012	56.93
53481500	AWWSC Off Suppl CAPX	UZ	2000000225	9/30/2012	(0.21)
53481500	AWWSC Off Suppl CAPX	UZ	2000000227	9/30/2012	3.67
53481500	AWWSC Off Suppl CAPX	UZ	2000000213	9/30/2012	51.80
53481500	AWWSC Off Suppl CAPX	UZ	2000000223	9/30/2012	(0.39)
53481500	AWWSC Off Suppl CAPX	UZ	2000000225	9/30/2012	7.33
53481500	AWWSC Off Suppl CAPX	UZ	2000000213	9/30/2012	(46.39)
53481500	AWWSC Off Suppl CAPX	UZ	2000000223	9/30/2012	(0.61)
53481500	AWWSC Off Suppl CAPX	UZ	2000000223	9/30/2012	11.00
53481500	AWWSC Off Suppl CAPX	UZ	2000000213	9/30/2012	48.10
53481500	AWWSC Off Suppl CAPX	UZ	2000000223	9/30/2012	(0.39)
53481500	AWWSC Off Suppl CAPX	UZ	2000000227	9/30/2012	7.33
53481500	AWWSC Off Suppl CAPX	UZ	2000000214	9/30/2012	124.76
53481500	AWWSC Off Suppl CAPX	UZ	2000000223	9/30/2012	25.66
53481500	AWWSC Off Suppl CAPX	UZ	2000000223	9/30/2012	(1.43)
53481500	AWWSC Off Suppl CAPX	UZ	2000000213	9/30/2012	162.50
53481500	AWWSC Off Suppl CAPX	UZ	2000000223	9/30/2012	43.99
53481500	AWWSC Off Suppl CAPX	UZ	2000000227	9/30/2012	(2.44)
53481500	AWWSC Off Suppl CAPX	UZ	2000000213	9/30/2012	48.31
53481500	AWWSC Off Suppl CAPX	UZ	2000000225	9/30/2012	14.66
53481500	AWWSC Off Suppl CAPX	UZ	2000000227	9/30/2012	(0.82)
53481500	AWWSC Off Suppl CAPX	UZ	2000000213	9/30/2012	816.50
53481500	AWWSC Off Suppl CAPX	UZ	2000000216	9/30/2012	1,197.97
53481500	AWWSC Off Suppl CAPX	UZ	2000000213	9/30/2012	(74.01)
53481500	AWWSC Off Suppl CAPX	UZ	2000000214	9/30/2012	48.77
53481500	AWWSC Off Suppl CAPX	UZ	2000000223	9/30/2012	(1.63)
53481500	AWWSC Off Suppl CAPX	UZ	2000000225	9/30/2012	29.33
53481500	AWWSC Off Suppl CAPX	UZ	2000000213	9/30/2012	21.78
53481500	AWWSC Off Suppl CAPX	UZ	2000000214	9/30/2012	21.78
53481500	AWWSC Off Suppl CAPX	UZ	2000000214	9/30/2012	(14.67)
53481500	AWWSC Off Suppl CAPX	UZ	2000000214	9/30/2012	32.68
53481500	AWWSC Off Suppl CAPX	UZ	2000000213	9/30/2012	0.09
53481500	AWWSC Off Suppl CAPX	UZ	2000000213	9/30/2012	11.13
53481500	AWWSC Off Suppl CAPX	UZ	2000000216	9/30/2012	0.57
53481500	AWWSC Off Suppl CAPX	UZ	2000000214	9/30/2012	3.33
53481500	AWWSC Off Suppl CAPX	UZ	2000000223	9/30/2012	11.00
53481500	AWWSC Off Suppl CAPX	UZ	2000000227	9/30/2012	(0.61)
53481500	AWWSC Off Suppl CAPX	UZ	2000000214	9/30/2012	(24.61)
53481500	AWWSC Off Suppl CAPX	UZ	2000000213	9/30/2012	31.04
53481500	AWWSC Off Suppl CAPX	UZ	2000000223	9/30/2012	11.06
53481500	AWWSC Off Suppl CAPX	UZ	2000000223	9/30/2012	(4.35)
53481500	AWWSC Off Suppl CAPX	UZ	2000000213	9/30/2012	0.05
53481500	AWWSC Off Suppl CAPX	UZ	2000000213	9/30/2012	9.49
53481500	AWWSC Off Suppl CAPX	UZ	2000000223	9/30/2012	(0.39)
53481500	AWWSC Off Suppl CAPX	UZ	2000000225	9/30/2012	7.33
53481500	AWWSC Off Suppl CAPX	UZ	2000000213	9/30/2012	3.79
53481500	AWWSC Off Suppl CAPX	UZ	2000000223	9/30/2012	7.33
53481500	AWWSC Off Suppl CAPX	UZ	2000000224	9/30/2012	(0.39)
53481500	AWWSC Off Suppl CAPX	UZ	2000000213	9/30/2012	0.99
53481500	AWWSC Off Suppl CAPX	UZ	2000000223	9/30/2012	(0.61)

## Kentucky American Water Company

Case No. 2012-00520

Response to PSC DR1, Item 31

Account	Description	Doc Type	Document Number	Posting Date	Amount
53481500	AWWSC Off Suppl CAPX	UZ	2000000227	9/30/2012	11.00
53481500	AWWSC Off Suppl CAPX	UZ	2000000214	9/30/2012	0.34
53481500	AWWSC Off Suppl CAPX	UZ	2000000214	9/30/2012	196.42
53481500	AWWSC Off Suppl CAPX	UZ	2000000222	9/30/2012	(0.21)
53481500	AWWSC Off Suppl CAPX	UZ	2000000225	9/30/2012	3.67
53481500	AWWSC Off Suppl CAPX	UZ	2000000214	9/30/2012	4.69
53481500	AWWSC Off Suppl CAPX	UZ	2000000214	9/30/2012	0.04
53481500	AWWSC Off Suppl CAPX	UZ	2000000216	9/30/2012	38.34
53481500	AWWSC Off Suppl CAPX	UZ	2000000214	9/30/2012	36.14
53481500	AWWSC Off Suppl CAPX	UZ	2000000216	9/30/2012	3.80
53481500	AWWSC Off Suppl CAPX	UZ	2000000213	9/30/2012	7.51
53481500	AWWSC Off Suppl CAPX	UZ	2000000213	9/30/2012	2.52
53481500	AWWSC Off Suppl CAPX	UZ	2000000213	9/30/2012	1.41
53481500	AWWSC Off Suppl CAPX	UZ	2000000213	9/30/2012	4.37
53481500	AWWSC Off Suppl CAPX	UZ	2000000225	9/30/2012	11.00
53481500	AWWSC Off Suppl CAPX	UZ	2000000227	9/30/2012	(0.61)
53481500	AWWSC Off Suppl CAPX	UZ	2000000214	9/30/2012	(12.23)
53481500	AWWSC Off Suppl CAPX	UZ	2000000225	9/30/2012	3.67
53481500	AWWSC Off Suppl CAPX	UZ	2000000227	9/30/2012	(0.21)
53481500	AWWSC Off Suppl CAPX	UZ	2000000214	9/30/2012	(12.43)
53481500	AWWSC Off Suppl CAPX	UZ	2000000222	9/30/2012	3.67
53481500	AWWSC Off Suppl CAPX	UZ	2000000223	9/30/2012	(0.21)
53481500	AWWSC Off Suppl CAPX	UZ	2000000214	9/30/2012	(13.16)
53481500	AWWSC Off Suppl CAPX	UZ	2000000223	9/30/2012	(0.21)
53481500	AWWSC Off Suppl CAPX	UZ	2000000223	9/30/2012	3.67
53481500	AWWSC Off Suppl CAPX	UZ	2000000213	9/30/2012	212.19
53481500	AWWSC Off Suppl CAPX	UZ	2000000223	9/30/2012	7.33
53481500	AWWSC Off Suppl CAPX	UZ	2000000227	9/30/2012	(0.39)
53481500	AWWSC Off Suppl CAPX	UZ	2000000213	9/30/2012	166.35
53481500	AWWSC Off Suppl CAPX	UZ	2000000213	9/30/2012	193.26
53481500	AWWSC Off Suppl CAPX	UZ	2000000214	9/30/2012	52.61
53481500	AWWSC Off Suppl CAPX	UZ	2000000223	9/30/2012	3.67
53481500	AWWSC Off Suppl CAPX	UZ	2000000223	9/30/2012	(0.21)
53481500	AWWSC Off Suppl CAPX	UZ	2000000214	9/30/2012	84.78
53481500	AWWSC Off Suppl CAPX	UZ	2000000225	9/30/2012	(0.21)
53481500	AWWSC Off Suppl CAPX	UZ	2000000227	9/30/2012	3.67
53481500	AWWSC Off Suppl CAPX	UZ	2000000214	9/30/2012	90.82
53481500	AWWSC Off Suppl CAPX	UZ	2000000223	9/30/2012	3.67
53481500	AWWSC Off Suppl CAPX	UZ	2000000225	9/30/2012	(0.21)
53481500	AWWSC Off Suppl CAPX	UZ	2000000214	9/30/2012	(36.14)
53481500	AWWSC Off Suppl CAPX	UZ	2000000214	9/30/2012	(19.76)
53481500	AWWSC Off Suppl CAPX	UZ	2000000214	9/30/2012	(33.76)
53481500	AWWSC Off Suppl CAPX	UZ	2000000214	9/30/2012	38.43
53481500	AWWSC Off Suppl CAPX	UZ	2000000214	9/30/2012	38.06
53481500	AWWSC Off Suppl CAPX	UZ	2000000213	9/30/2012	39.20
53481500	AWWSC Off Suppl CAPX	UZ	2000000213	9/30/2012	123.83
53481500	AWWSC Off Suppl CAPX	UZ	2000000213	9/30/2012	127.39
53481500	AWWSC Off Suppl CAPX	UZ	2000000213	9/30/2012	130.18
53481500	AWWSC Off Suppl CAPX	UZ	2000000213	9/30/2012	0.06
53481500	AWWSC Off Suppl CAPX	UZ	2000000216	9/30/2012	2.34
53481500	AWWSC Off Suppl CAPX	UZ	2000000214	9/30/2012	10.01
53481500	AWWSC Off Suppl CAPX	UZ	2000000223	9/30/2012	(0.21)
53481500	AWWSC Off Suppl CAPX	UZ	2000000223	9/30/2012	3.67

Kentucky American Water Company  
Case No. 2012-00520  
Response to PSC DR1, Item 31

Account	Description	Doc Type	Document Number	Posting Date	Amount
53481500	AWWSC Off Suppl CAPX	UZ	2000000213	9/30/2012	406.79
53481500	AWWSC Off Suppl CAPX	UZ	2000000225	9/30/2012	(2.24)
53481500	AWWSC Off Suppl CAPX	UZ	2000000227	9/30/2012	40.33
53481500	AWWSC Off Suppl CAPX	UZ	2000000214	9/30/2012	501.16
53481500	AWWSC Off Suppl CAPX	UZ	2000000225	9/30/2012	22.00
53481500	AWWSC Off Suppl CAPX	UZ	2000000227	9/30/2012	(1.21)
53481500	AWWSC Off Suppl CAPX	UZ	2000000213	9/30/2012	231.05
53481500	AWWSC Off Suppl CAPX	UZ	2000000214	9/30/2012	30.75
53481500	AWWSC Off Suppl CAPX	UZ	2000000213	9/30/2012	43.24
53481500	AWWSC Off Suppl CAPX	UZ	2000000225	9/30/2012	(0.61)
53481500	AWWSC Off Suppl CAPX	UZ	2000000225	9/30/2012	11.00
53481500	AWWSC Off Suppl CAPX	UZ	2000000214	9/30/2012	45.85
53481500	AWWSC Off Suppl CAPX	UZ	2000000213	9/30/2012	3.91
53481500	AWWSC Off Suppl CAPX	UZ	2000000223	9/30/2012	(0.39)
53481500	AWWSC Off Suppl CAPX	UZ	2000000227	9/30/2012	7.33
53481500	AWWSC Off Suppl CAPX	UZ	2000000214	9/30/2012	161.01
53481500	AWWSC Off Suppl CAPX	UZ	2000000223	9/30/2012	14.66
53481500	AWWSC Off Suppl CAPX	UZ	2000000227	9/30/2012	(0.82)
53481500	AWWSC Off Suppl CAPX	UZ	2000000213	9/30/2012	(2.51)
53481500	AWWSC Off Suppl CAPX	UZ	2000000213	9/30/2012	2.81
53481500	AWWSC Off Suppl CAPX	UZ	2000000213	9/30/2012	97.94
53481500	AWWSC Off Suppl CAPX	UZ	2000000222	9/30/2012	3.67
53481500	AWWSC Off Suppl CAPX	UZ	2000000223	9/30/2012	(0.21)
53481500	AWWSC Off Suppl CAPX	UZ	2000000213	9/30/2012	131.49
53481500	AWWSC Off Suppl CAPX	UZ	2000000223	9/30/2012	(0.21)
53481500	AWWSC Off Suppl CAPX	UZ	2000000223	9/30/2012	3.67
53481500	AWWSC Off Suppl CAPX	UZ	2000000214	9/30/2012	328.14
53481500	AWWSC Off Suppl CAPX	UZ	2000000223	9/30/2012	3.67
53481500	AWWSC Off Suppl CAPX	UZ	2000000227	9/30/2012	(0.21)
53481500	AWWSC Off Suppl CAPX	UZ	2000000213	9/30/2012	270.25
53481500	AWWSC Off Suppl CAPX	UZ	2000000225	9/30/2012	(0.82)
53481500	AWWSC Off Suppl CAPX	UZ	2000000227	9/30/2012	14.66
53481500	AWWSC Off Suppl CAPX	UZ	2000000213	9/30/2012	95.06
53481500	AWWSC Off Suppl CAPX	UZ	2000000223	9/30/2012	25.66
53481500	AWWSC Off Suppl CAPX	UZ	2000000225	9/30/2012	(1.48)
53481500	AWWSC Off Suppl CAPX	UZ	2000000214	9/30/2012	158.00
53481500	AWWSC Off Suppl CAPX	UZ	2000000223	9/30/2012	(1.43)
53481500	AWWSC Off Suppl CAPX	UZ	2000000225	9/30/2012	25.66
53481500	AWWSC Off Suppl CAPX	UZ	2000000214	9/30/2012	398.04
53481500	AWWSC Off Suppl CAPX	UZ	2000000222	9/30/2012	(0.61)
53481500	AWWSC Off Suppl CAPX	UZ	2000000227	9/30/2012	11.00
53481500	AWWSC Off Suppl CAPX	UZ	2000000214	9/30/2012	97.71
53481500	AWWSC Off Suppl CAPX	UZ	2000000223	9/30/2012	11.00
53481500	AWWSC Off Suppl CAPX	UZ	2000000227	9/30/2012	(0.61)
53481500	AWWSC Off Suppl CAPX	UZ	2000000214	9/30/2012	95.33
53481500	AWWSC Off Suppl CAPX	UZ	2000000223	9/30/2012	(0.82)
53481500	AWWSC Off Suppl CAPX	UZ	2000000223	9/30/2012	14.66
53481500	AWWSC Off Suppl CAPX	UZ	2000000214	9/30/2012	82.14
53481500	AWWSC Off Suppl CAPX	UZ	2000000223	9/30/2012	(0.82)
53481500	AWWSC Off Suppl CAPX	UZ	2000000223	9/30/2012	14.66
53481500	AWWSC Off Suppl CAPX	UZ	2000000214	9/30/2012	552.87
53481500	AWWSC Off Suppl CAPX	UZ	2000000223	9/30/2012	(1.02)
53481500	AWWSC Off Suppl CAPX	UZ	2000000225	9/30/2012	18.33

## Kentucky American Water Company

Case No. 2012-00520

Response to PSC DR1, Item 31

Account	Description	Doc Type	Document Number	Posting Date	Amount
53481500	AWWSC Off Suppl CAPX	UZ	2000000214	9/30/2012	367.51
53481500	AWWSC Off Suppl CAPX	UZ	2000000223	9/30/2012	(1.02)
53481500	AWWSC Off Suppl CAPX	UZ	2000000223	9/30/2012	18.33
53481500	AWWSC Off Suppl CAPX	UZ	2000000213	9/30/2012	(0.03)
53481500	AWWSC Off Suppl CAPX	UZ	2000000214	9/30/2012	0.03
53481500	AWWSC Off Suppl CAPX	UZ	2000000223	9/30/2012	(11.41)
53481500	AWWSC Off Suppl CAPX	UZ	2000000223	9/30/2012	205.31
53481500	AWWSC Off Suppl CAPX	UZ	2000000213	9/30/2012	346.41
53481500	AWWSC Off Suppl CAPX	UZ	2000000225	9/30/2012	117.32
53481500	AWWSC Off Suppl CAPX	UZ	2000000227	9/30/2012	(6.53)
53481500	AWWSC Off Suppl CAPX	UZ	2000000214	9/30/2012	71.21
53481500	AWWSC Off Suppl CAPX	UZ	2000000224	9/30/2012	22.00
53481500	AWWSC Off Suppl CAPX	UZ	2000000225	9/30/2012	(1.21)
53481500	AWWSC Off Suppl CAPX	UZ	2000000214	9/30/2012	2.60
53481500	AWWSC Off Suppl CAPX	UZ	2000000214	9/30/2012	4.99
53481500	AWWSC Off Suppl CAPX	UZ	2000000214	9/30/2012	5.24
53481500	AWWSC Off Suppl CAPX	UZ	2000000213	9/30/2012	0.64
53481500	AWWSC Off Suppl CAPX	UZ	2000000214	9/30/2012	0.64
53481500	AWWSC Off Suppl CAPX	UZ	2000000213	9/30/2012	0.64
53481500	AWWSC Off Suppl CAPX	UZ	2000000213	9/30/2012	(16.79)
53481500	AWWSC Off Suppl CAPX	UZ	2000000213	9/30/2012	21.79
53481500	AWWSC Off Suppl CAPX	UZ	2000000216	9/30/2012	0.31
53481500	AWWSC Off Suppl CAPX	UZ	2000000214	9/30/2012	10.01
53481500	AWWSC Off Suppl CAPX	UZ	2000000223	9/30/2012	(1.02)
53481500	AWWSC Off Suppl CAPX	UZ	2000000225	9/30/2012	18.33
53481500	AWWSC Off Suppl CAPX	UZ	2000000214	9/30/2012	1.78
53481500	AWWSC Off Suppl CAPX	UZ	2000000213	9/30/2012	7.48
53481500	AWWSC Off Suppl CAPX	UZ	2000000214	9/30/2012	7.48
53481500	AWWSC Off Suppl CAPX	UZ	2000000213	9/30/2012	(0.39)
53481500	AWWSC Off Suppl CAPX	UZ	2000000214	9/30/2012	(0.39)
53481500	AWWSC Off Suppl CAPX	UZ	2000000214	9/30/2012	(0.39)
53481500	AWWSC Off Suppl CAPX	UZ	2000000214	9/30/2012	(0.59)
53481500	AWWSC Off Suppl CAPX	UZ	2000000213	9/30/2012	(0.59)
53481500	AWWSC Off Suppl CAPX	UZ	2000000214	9/30/2012	6.11
53481500	AWWSC Off Suppl CAPX	UZ	2000000214	9/30/2012	(3.04)
53481500	AWWSC Off Suppl CAPX	UZ	2000000214	9/30/2012	7.84
53481500	AWWSC Off Suppl CAPX	UZ	2000000225	9/30/2012	(0.61)
53481500	AWWSC Off Suppl CAPX	UZ	2000000225	9/30/2012	11.00
53481500	AWWSC Off Suppl CAPX	UZ	2000000213	9/30/2012	115.69
53481500	AWWSC Off Suppl CAPX	UZ	2000000223	9/30/2012	(1.21)
53481500	AWWSC Off Suppl CAPX	UZ	2000000227	9/30/2012	22.00
53481500	AWWSC Off Suppl CAPX	UZ	2000000214	9/30/2012	14.75
53481500	AWWSC Off Suppl CAPX	UZ	2000000225	9/30/2012	(0.82)
53481500	AWWSC Off Suppl CAPX	UZ	2000000227	9/30/2012	14.66
53481500	AWWSC Off Suppl CAPX	UZ	2000000213	9/30/2012	91.85
53481500	AWWSC Off Suppl CAPX	UZ	2000000223	9/30/2012	7.33
53481500	AWWSC Off Suppl CAPX	UZ	2000000227	9/30/2012	(0.39)
53481500	AWWSC Off Suppl CAPX	UZ	2000000214	9/30/2012	10.50
53481500	AWWSC Off Suppl CAPX	UZ	2000000223	9/30/2012	14.66
53481500	AWWSC Off Suppl CAPX	UZ	2000000225	9/30/2012	(0.82)
53481500	AWWSC Off Suppl CAPX	UZ	2000000214	9/30/2012	10.47
53481500	AWWSC Off Suppl CAPX	UZ	2000000227	9/30/2012	14.66
53481500	AWWSC Off Suppl CAPX	UZ	2000000227	9/30/2012	(0.82)

Kentucky American Water Company  
Case No. 2012-00520  
Response to PSC DR1, Item 31

Account	Description	Doc Type	Document Number	Posting Date	Amount
53481500	AWWSC Off Suppl CAPX	UZ	2000000214	9/30/2012	10.76
53481500	AWWSC Off Suppl CAPX	UZ	2000000223	9/30/2012	14.66
53481500	AWWSC Off Suppl CAPX	UZ	2000000223	9/30/2012	(0.82)
53481500	AWWSC Off Suppl CAPX	UZ	2000000214	9/30/2012	551.76
53481500	AWWSC Off Suppl CAPX	UZ	2000000225	9/30/2012	(3.06)
53481500	AWWSC Off Suppl CAPX	UZ	2000000225	9/30/2012	54.99
53481500	AWWSC Off Suppl CAPX	UZ	2000000214	9/30/2012	736.19
53481500	AWWSC Off Suppl CAPX	UZ	2000000225	9/30/2012	(2.44)
53481500	AWWSC Off Suppl CAPX	UZ	2000000227	9/30/2012	43.99
53481500	AWWSC Off Suppl CAPX	UZ	2000000213	9/30/2012	517.81
53481500	AWWSC Off Suppl CAPX	UZ	2000000223	9/30/2012	120.99
53481500	AWWSC Off Suppl CAPX	UZ	2000000223	9/30/2012	(6.72)
53481500	AWWSC Off Suppl CAPX	UZ	2000000213	9/30/2012	10.49
53481500	AWWSC Off Suppl CAPX	UZ	2000000223	9/30/2012	18.33
53481500	AWWSC Off Suppl CAPX	UZ	2000000225	9/30/2012	(1.02)
53481500	AWWSC Off Suppl CAPX	UZ	2000000214	9/30/2012	10.41
53481500	AWWSC Off Suppl CAPX	UZ	2000000223	9/30/2012	18.33
53481500	AWWSC Off Suppl CAPX	UZ	2000000225	9/30/2012	(1.02)
53481500	AWWSC Off Suppl CAPX	UZ	2000000214	9/30/2012	3.83
53481500	AWWSC Off Suppl CAPX	UZ	2000000223	9/30/2012	(0.39)
53481500	AWWSC Off Suppl CAPX	UZ	2000000225	9/30/2012	7.33
53481500	AWWSC Off Suppl CAPX	UZ	2000000214	9/30/2012	11.15
53481500	AWWSC Off Suppl CAPX	UZ	2000000214	9/30/2012	8.97
53481500	AWWSC Off Suppl CAPX	UZ	2000000214	9/30/2012	155.53
53481500	AWWSC Off Suppl CAPX	UZ	2000000223	9/30/2012	3.67
53481500	AWWSC Off Suppl CAPX	UZ	2000000223	9/30/2012	(0.21)
53481500	AWWSC Off Suppl CAPX	UZ	2000000214	9/30/2012	164.87
53481500	AWWSC Off Suppl CAPX	UZ	2000000223	9/30/2012	(1.02)
53481500	AWWSC Off Suppl CAPX	UZ	2000000225	9/30/2012	18.33
53481500	AWWSC Off Suppl CAPX	UZ	2000000214	9/30/2012	155.38
53481500	AWWSC Off Suppl CAPX	UZ	2000000223	9/30/2012	7.33
53481500	AWWSC Off Suppl CAPX	UZ	2000000225	9/30/2012	(0.39)
53481500	AWWSC Off Suppl CAPX	UZ	2000000213	9/30/2012	115.79
53481500	AWWSC Off Suppl CAPX	UZ	2000000223	9/30/2012	(1.21)
53481500	AWWSC Off Suppl CAPX	UZ	2000000227	9/30/2012	22.00
53481500	AWWSC Off Suppl CAPX	UZ	2000000214	9/30/2012	5.56
53481500	AWWSC Off Suppl CAPX	UZ	2000000223	9/30/2012	7.33
53481500	AWWSC Off Suppl CAPX	UZ	2000000227	9/30/2012	(0.39)
53481500	AWWSC Off Suppl CAPX	UZ	2000000214	9/30/2012	4.17
53481500	AWWSC Off Suppl CAPX	UZ	2000000223	9/30/2012	(0.82)
53481500	AWWSC Off Suppl CAPX	UZ	2000000223	9/30/2012	14.66
53481500	AWWSC Off Suppl CAPX	UZ	2000000213	9/30/2012	6.22
53481500	AWWSC Off Suppl CAPX	UZ	2000000223	9/30/2012	7.33
53481500	AWWSC Off Suppl CAPX	UZ	2000000227	9/30/2012	(0.39)
53481500	AWWSC Off Suppl CAPX	UZ	2000000214	9/30/2012	172.21
53481500	AWWSC Off Suppl CAPX	UZ	2000000223	9/30/2012	(0.39)
53481500	AWWSC Off Suppl CAPX	UZ	2000000225	9/30/2012	7.33
53481500	AWWSC Off Suppl CAPX	UZ	2000000214	9/30/2012	186.14
53481500	AWWSC Off Suppl CAPX	UZ	2000000223	9/30/2012	22.00
53481500	AWWSC Off Suppl CAPX	UZ	2000000225	9/30/2012	(1.21)
53481500	AWWSC Off Suppl CAPX	UZ	2000000214	9/30/2012	37.84
53481500	AWWSC Off Suppl CAPX	UZ	2000000214	9/30/2012	53.72
53481500	AWWSC Off Suppl CAPX	UZ	2000000214	9/30/2012	59.65



Kentucky American Water Company  
Case No. 2012-00520  
Response to PSC DR1, Item 31

Account	Description	Doc Type	Document Number	Posting Date	Amount
53481500	AWWSC Off Suppl CAPX	UZ	2000000213	9/30/2012	57.15
53481500	AWWSC Off Suppl CAPX	UZ	2000000213	9/30/2012	107.64
53481500	AWWSC Off Suppl CAPX	UZ	2000000223	9/30/2012	3.67
53481500	AWWSC Off Suppl CAPX	UZ	2000000225	9/30/2012	(0.21)
53481500	AWWSC Off Suppl CAPX	UZ	2000000213	9/30/2012	106.54
53481500	AWWSC Off Suppl CAPX	UZ	2000000223	9/30/2012	7.33
53481500	AWWSC Off Suppl CAPX	UZ	2000000225	9/30/2012	(0.39)
53481500	AWWSC Off Suppl CAPX	UZ	2000000216	9/30/2012	115.42
53481500	AWWSC Off Suppl CAPX	UZ	2000000223	9/30/2012	(1.21)
53481500	AWWSC Off Suppl CAPX	UZ	2000000225	9/30/2012	22.00
53481500	AWWSC Off Suppl CAPX	UZ	2000000214	9/30/2012	18.41
53481500	AWWSC Off Suppl CAPX	UZ	2000000225	9/30/2012	(0.82)
53481500	AWWSC Off Suppl CAPX	UZ	2000000227	9/30/2012	14.66
53481500	AWWSC Off Suppl CAPX	UZ	2000000213	9/30/2012	10.28
53481500	AWWSC Off Suppl CAPX	UZ	2000000223	9/30/2012	(0.47)
53481500	AWWSC Off Suppl CAPX	UZ	2000000214	9/30/2012	4.74
53481500	AWWSC Off Suppl CAPX	UZ	2000000214	9/30/2012	10.35
53481500	AWWSC Off Suppl CAPX	UZ	2000000223	9/30/2012	(0.47)
53481500	AWWSC Off Suppl CAPX	UZ	2000000213	9/30/2012	427.83
53481500	AWWSC Off Suppl CAPX	UZ	2000000214	9/30/2012	(1.88)
53481500	AWWSC Off Suppl CAPX	UZ	2000000223	9/30/2012	(0.65)
53481500	AWWSC Off Suppl CAPX	UZ	2000000213	9/30/2012	(10.87)
53481500	AWWSC Off Suppl CAPX	UZ	2000000214	9/30/2012	330.78
53481500	AWWSC Off Suppl CAPX	UZ	2000000225	9/30/2012	(0.53)
53481500	AWWSC Off Suppl CAPX	UZ	2000000214	9/30/2012	526.40
53481500	AWWSC Off Suppl CAPX	UZ	2000000214	9/30/2012	(8.99)
53481500	AWWSC Off Suppl CAPX	UZ	2000000223	9/30/2012	(0.30)
53481500	AWWSC Off Suppl CAPX	UZ	2000000214	9/30/2012	(1.88)
53481500	AWWSC Off Suppl CAPX	UZ	2000000214	9/30/2012	244.35
53481500	AWWSC Off Suppl CAPX	UZ	2000000227	9/30/2012	(0.84)
53481500	AWWSC Off Suppl CAPX	UZ	2000000214	9/30/2012	228.39
53481500	AWWSC Off Suppl CAPX	UZ	2000000214	9/30/2012	(1.88)
53481500	AWWSC Off Suppl CAPX	UZ	2000000223	9/30/2012	(0.72)
53481500	AWWSC Off Suppl CAPX	UZ	2000000214	9/30/2012	5.44
53481500	AWWSC Off Suppl CAPX	UZ	2000000214	9/30/2012	5.95
53481500	AWWSC Off Suppl CAPX	UZ	2000000213	9/30/2012	10.11
53481500	AWWSC Off Suppl CAPX	UZ	2000000213	9/30/2012	10.11
53481500	AWWSC Off Suppl CAPX	UZ	2000000214	9/30/2012	10.11
53481500	AWWSC Off Suppl CAPX	UZ	2000000213	9/30/2012	15.16
53481500	AWWSC Off Suppl CAPX	UZ	2000000214	9/30/2012	15.16
53481700	AWWSC Rents CAPX	CF	9300001884	9/30/2012	56.04
53481700	AWWSC Rents CAPX	CF	9300002570	9/30/2012	286.65
53481700	AWWSC Rents CAPX	CF	9300002591	9/30/2012	0.57
53481700	AWWSC Rents CAPX	CF	9300002596	9/30/2012	97.48
53481700	AWWSC Rents CAPX	CF	9300002596	9/30/2012	26.77
53481700	AWWSC Rents CAPX	CF	9300002601	9/30/2012	0.01
53481700	AWWSC Rents CAPX	CF	9300002602	9/30/2012	0.23
53481700	AWWSC Rents CAPX	CF	9300002603	9/30/2012	0.02
53481700	AWWSC Rents CAPX	CF	9300002647	9/30/2012	64.39
53481700	AWWSC Rents CAPX	CF	9300002671	9/30/2012	313.76
53481700	AWWSC Rents CAPX	CF	9300002671	9/30/2012	674.04
53481700	AWWSC Rents CAPX	UT	9300002544	9/30/2012	(56.04)
53481700	AWWSC Rents CAPX	UT	9300002695	9/30/2012	(1,265.26)

## Kentucky American Water Company

Case No. 2012-00520

Response to PSC DR1, Item 31

Account	Description	Doc Type	Document Number	Posting Date	Amount
53481700	AWWSC Rents CAPX	UZ	2000000225	9/30/2012	(26.77)
53481700	AWWSC Rents CAPX	UZ	2000000223	9/30/2012	(0.17)
53481700	AWWSC Rents CAPX	UZ	2000000225	9/30/2012	(0.50)
53481700	AWWSC Rents CAPX	UZ	2000000227	9/30/2012	(0.17)
53481700	AWWSC Rents CAPX	UZ	2000000223	9/30/2012	(0.17)
53481700	AWWSC Rents CAPX	UZ	2000000227	9/30/2012	(0.17)
53481700	AWWSC Rents CAPX	UZ	2000000223	9/30/2012	(0.34)
53481700	AWWSC Rents CAPX	UZ	2000000225	9/30/2012	(0.50)
53481700	AWWSC Rents CAPX	UZ	2000000227	9/30/2012	(0.34)
53481700	AWWSC Rents CAPX	UZ	2000000225	9/30/2012	(1.18)
53481700	AWWSC Rents CAPX	UZ	2000000223	9/30/2012	(2.02)
53481700	AWWSC Rents CAPX	UZ	2000000227	9/30/2012	(0.67)
53481700	AWWSC Rents CAPX	UZ	2000000227	9/30/2012	(1.34)
53481700	AWWSC Rents CAPX	UZ	2000000225	9/30/2012	(0.50)
53481700	AWWSC Rents CAPX	UZ	2000000223	9/30/2012	(1.04)
53481700	AWWSC Rents CAPX	UZ	2000000223	9/30/2012	(0.34)
53481700	AWWSC Rents CAPX	UZ	2000000223	9/30/2012	(0.34)
53481700	AWWSC Rents CAPX	UZ	2000000225	9/30/2012	(0.50)
53481700	AWWSC Rents CAPX	UZ	2000000227	9/30/2012	(0.17)
53481700	AWWSC Rents CAPX	UZ	2000000225	9/30/2012	(0.50)
53481700	AWWSC Rents CAPX	UZ	2000000225	9/30/2012	(0.17)
53481700	AWWSC Rents CAPX	UZ	2000000225	9/30/2012	(0.17)
53481700	AWWSC Rents CAPX	UZ	2000000225	9/30/2012	(0.17)
53481700	AWWSC Rents CAPX	UZ	2000000223	9/30/2012	(0.34)
53481700	AWWSC Rents CAPX	UZ	2000000225	9/30/2012	(0.17)
53481700	AWWSC Rents CAPX	UZ	2000000227	9/30/2012	(0.17)
53481700	AWWSC Rents CAPX	UZ	2000000225	9/30/2012	(0.17)
53481700	AWWSC Rents CAPX	UZ	2000000222	9/30/2012	(0.17)
53481700	AWWSC Rents CAPX	UZ	2000000223	9/30/2012	(1.85)
53481700	AWWSC Rents CAPX	UZ	2000000223	9/30/2012	(1.01)
53481700	AWWSC Rents CAPX	UZ	2000000225	9/30/2012	(0.50)
53481700	AWWSC Rents CAPX	UZ	2000000222	9/30/2012	(0.34)
53481700	AWWSC Rents CAPX	UZ	2000000225	9/30/2012	(0.67)
53481700	AWWSC Rents CAPX	UZ	2000000223	9/30/2012	(0.17)
53481700	AWWSC Rents CAPX	UZ	2000000225	9/30/2012	(0.17)
53481700	AWWSC Rents CAPX	UZ	2000000223	9/30/2012	(0.17)
53481700	AWWSC Rents CAPX	UZ	2000000223	9/30/2012	(0.67)
53481700	AWWSC Rents CAPX	UZ	2000000227	9/30/2012	(1.44)
53481700	AWWSC Rents CAPX	UZ	2000000227	9/30/2012	(1.18)
53481700	AWWSC Rents CAPX	UZ	2000000227	9/30/2012	(0.50)
53481700	AWWSC Rents CAPX	UZ	2000000225	9/30/2012	(0.50)
53481700	AWWSC Rents CAPX	UZ	2000000223	9/30/2012	(0.67)
53481700	AWWSC Rents CAPX	UZ	2000000223	9/30/2012	(0.67)
53481700	AWWSC Rents CAPX	UZ	2000000227	9/30/2012	(0.84)
53481700	AWWSC Rents CAPX	UZ	2000000225	9/30/2012	(0.84)
53481700	AWWSC Rents CAPX	UZ	2000000227	9/30/2012	(9.41)
53481700	AWWSC Rents CAPX	UZ	2000000223	9/30/2012	(5.37)
53481700	AWWSC Rents CAPX	UZ	2000000225	9/30/2012	(1.01)
53481700	AWWSC Rents CAPX	UZ	2000000227	9/30/2012	(0.84)
53481700	AWWSC Rents CAPX	UZ	2000000226	9/30/2012	(0.50)
53481700	AWWSC Rents CAPX	UZ	2000000223	9/30/2012	(1.01)
53481700	AWWSC Rents CAPX	UZ	2000000225	9/30/2012	(0.67)
53481700	AWWSC Rents CAPX	UZ	2000000225	9/30/2012	(0.34)

Kentucky American Water Company  
Case No. 2012-00520  
Response to PSC DR1, Item 31

Account	Description	Doc Type	Document Number	Posting Date	Amount
53481700	AWWSC Rents CAPX	UZ	2000000225	9/30/2012	(0.67)
53481700	AWWSC Rents CAPX	UZ	2000000223	9/30/2012	(0.67)
53481700	AWWSC Rents CAPX	UZ	2000000223	9/30/2012	(0.67)
53481700	AWWSC Rents CAPX	UZ	2000000227	9/30/2012	(2.52)
53481700	AWWSC Rents CAPX	UZ	2000000223	9/30/2012	(2.02)
53481700	AWWSC Rents CAPX	UZ	2000000223	9/30/2012	(5.54)
53481700	AWWSC Rents CAPX	UZ	2000000225	9/30/2012	(0.84)
53481700	AWWSC Rents CAPX	UZ	2000000225	9/30/2012	(0.84)
53481700	AWWSC Rents CAPX	UZ	2000000225	9/30/2012	(0.34)
53481700	AWWSC Rents CAPX	UZ	2000000227	9/30/2012	(0.17)
53481700	AWWSC Rents CAPX	UZ	2000000225	9/30/2012	(0.84)
53481700	AWWSC Rents CAPX	UZ	2000000225	9/30/2012	(0.34)
53481700	AWWSC Rents CAPX	UZ	2000000223	9/30/2012	(1.01)
53481700	AWWSC Rents CAPX	UZ	2000000223	9/30/2012	(0.34)
53481700	AWWSC Rents CAPX	UZ	2000000223	9/30/2012	(0.67)
53481700	AWWSC Rents CAPX	UZ	2000000223	9/30/2012	(0.34)
53481700	AWWSC Rents CAPX	UZ	2000000223	9/30/2012	(0.34)
53481700	AWWSC Rents CAPX	UZ	2000000225	9/30/2012	(1.01)
53481700	AWWSC Rents CAPX	UZ	2000000223	9/30/2012	(0.17)
53481700	AWWSC Rents CAPX	UZ	2000000225	9/30/2012	(0.34)
53481700	AWWSC Rents CAPX	UZ	2000000225	9/30/2012	(1.01)
53481700	AWWSC Rents CAPX	UZ	2000000225	9/30/2012	(0.67)
53481700	AWWSC Rents CAPX	UZ	2000000225	9/30/2012	(12.74)
53481700	AWWSC Rents CAPX	UZ	2000000225	9/30/2012	(12.74)
53481700	AWWSC Rents CAPX	UZ	2000000223	9/30/2012	(17.52)
53481700	AWWSC Rents CAPX	UZ	2000000225	9/30/2012	(14.33)
53481700	AWWSC Rents CAPX	UZ	2000000223	9/30/2012	(7.96)
53481700	AWWSC Rents CAPX	UZ	2000000227	9/30/2012	(22.30)
53481700	AWWSC Rents CAPX	UZ	2000000225	9/30/2012	(19.11)
53482100	AWWSC Oth O&M CAPX	CF	9300001861	9/30/2012	161.88
53482100	AWWSC Oth O&M CAPX	CF	9300001862	9/30/2012	127.68
53482100	AWWSC Oth O&M CAPX	CF	9300001864	9/30/2012	297.98
53482100	AWWSC Oth O&M CAPX	CF	9300001865	9/30/2012	12.43
53482100	AWWSC Oth O&M CAPX	CF	9300001869	9/30/2012	110.90
53482100	AWWSC Oth O&M CAPX	CF	9300001906	9/30/2012	140.96
53482100	AWWSC Oth O&M CAPX	CF	9300001908	9/30/2012	140.96
53482100	AWWSC Oth O&M CAPX	CF	9300001910	9/30/2012	140.96
53482100	AWWSC Oth O&M CAPX	CF	9300001934	9/30/2012	5,350.17
53482100	AWWSC Oth O&M CAPX	CF	9300001936	9/30/2012	5,350.17
53482100	AWWSC Oth O&M CAPX	CF	9300001938	9/30/2012	5,350.17
53482100	AWWSC Oth O&M CAPX	CF	9300001958	9/30/2012	370.55
53482100	AWWSC Oth O&M CAPX	CF	9300001960	9/30/2012	370.55
53482100	AWWSC Oth O&M CAPX	CF	9300001962	9/30/2012	247.03
53482100	AWWSC Oth O&M CAPX	CF	9300001964	9/30/2012	247.03
53482100	AWWSC Oth O&M CAPX	CF	9300001966	9/30/2012	247.03
53482100	AWWSC Oth O&M CAPX	CF	9300002044	9/30/2012	8,036.23
53482100	AWWSC Oth O&M CAPX	CF	9300002047	9/30/2012	0.20
53482100	AWWSC Oth O&M CAPX	CF	9300002048	9/30/2012	8,047.63
53482100	AWWSC Oth O&M CAPX	CF	9300002049	9/30/2012	576.82
53482100	AWWSC Oth O&M CAPX	CF	9300002055	9/30/2012	585.16
53482100	AWWSC Oth O&M CAPX	CF	9300002064	9/30/2012	0.05
53482100	AWWSC Oth O&M CAPX	CF	9300002067	9/30/2012	8.51
53482100	AWWSC Oth O&M CAPX	CF	9300002076	9/30/2012	1.05

## Kentucky American Water Company

Case No. 2012-00520

Response to PSC DR1, Item 31

Account	Description	Doc Type	Document Number	Posting Date	Amount
53482100	AWWSC Oth O&M CAPX	CF	9300002089	9/30/2012	4.72
53482100	AWWSC Oth O&M CAPX	CF	9300002097	9/30/2012	13.18
53482100	AWWSC Oth O&M CAPX	CF	9300002100	9/30/2012	69.57
53482100	AWWSC Oth O&M CAPX	CF	9300002113	9/30/2012	384.55
53482100	AWWSC Oth O&M CAPX	CF	9300002116	9/30/2012	384.55
53482100	AWWSC Oth O&M CAPX	CF	9300002120	9/30/2012	400.71
53482100	AWWSC Oth O&M CAPX	CF	9300002146	9/30/2012	4.65
53482100	AWWSC Oth O&M CAPX	CF	9300002180	9/30/2012	(415.96)
53482100	AWWSC Oth O&M CAPX	CF	9300002187	9/30/2012	86.08
53482100	AWWSC Oth O&M CAPX	CF	9300002188	9/30/2012	126.55
53482100	AWWSC Oth O&M CAPX	CF	9300002190	9/30/2012	2.13
53482100	AWWSC Oth O&M CAPX	CF	9300002192	9/30/2012	97.85
53482100	AWWSC Oth O&M CAPX	CF	9300002195	9/30/2012	6.89
53482100	AWWSC Oth O&M CAPX	CF	9300002199	9/30/2012	8.09
53482100	AWWSC Oth O&M CAPX	CF	9300002203	9/30/2012	0.36
53482100	AWWSC Oth O&M CAPX	CF	9300002205	9/30/2012	0.36
53482100	AWWSC Oth O&M CAPX	CF	9300002207	9/30/2012	0.36
53482100	AWWSC Oth O&M CAPX	CF	9300002209	9/30/2012	181.18
53482100	AWWSC Oth O&M CAPX	CF	9300002211	9/30/2012	123.09
53482100	AWWSC Oth O&M CAPX	CF	9300002213	9/30/2012	110.88
53482100	AWWSC Oth O&M CAPX	CF	9300002215	9/30/2012	0.36
53482100	AWWSC Oth O&M CAPX	CF	9300002222	9/30/2012	364.12
53482100	AWWSC Oth O&M CAPX	CF	9300002554	9/30/2012	3.84
53482100	AWWSC Oth O&M CAPX	CF	9300002555	9/30/2012	3.78
53482100	AWWSC Oth O&M CAPX	CF	9300002556	9/30/2012	7.66
53482100	AWWSC Oth O&M CAPX	CF	9300002559	9/30/2012	6.16
53482100	AWWSC Oth O&M CAPX	CF	9300002560	9/30/2012	3.21
53482100	AWWSC Oth O&M CAPX	CF	9300002562	9/30/2012	1.23
53482100	AWWSC Oth O&M CAPX	CF	9300002563	9/30/2012	1.64
53482100	AWWSC Oth O&M CAPX	CF	9300002564	9/30/2012	0.92
53482100	AWWSC Oth O&M CAPX	CF	9300002565	9/30/2012	3.10
53482100	AWWSC Oth O&M CAPX	CF	9300002566	9/30/2012	3.92
53482100	AWWSC Oth O&M CAPX	CF	9300002568	9/30/2012	(36.64)
53482100	AWWSC Oth O&M CAPX	CF	9300002570	9/30/2012	56.16
53482100	AWWSC Oth O&M CAPX	CF	9300002572	9/30/2012	1.59
53482100	AWWSC Oth O&M CAPX	CF	9300002572	9/30/2012	4.04
53482100	AWWSC Oth O&M CAPX	CF	9300002573	9/30/2012	1.05
53482100	AWWSC Oth O&M CAPX	CF	9300002574	9/30/2012	8.08
53482100	AWWSC Oth O&M CAPX	CF	9300002575	9/30/2012	1.50
53482100	AWWSC Oth O&M CAPX	CF	9300002576	9/30/2012	7.21
53482100	AWWSC Oth O&M CAPX	CF	9300002578	9/30/2012	1.35
53482100	AWWSC Oth O&M CAPX	CF	9300002581	9/30/2012	3.75
53482100	AWWSC Oth O&M CAPX	CF	9300002582	9/30/2012	2.43
53482100	AWWSC Oth O&M CAPX	CF	9300002584	9/30/2012	3.64
53482100	AWWSC Oth O&M CAPX	CF	9300002586	9/30/2012	3.25
53482100	AWWSC Oth O&M CAPX	CF	9300002586	9/30/2012	90.45
53482100	AWWSC Oth O&M CAPX	CF	9300002587	9/30/2012	53.62
53482100	AWWSC Oth O&M CAPX	CF	9300002588	9/30/2012	0.67
53482100	AWWSC Oth O&M CAPX	CF	9300002589	9/30/2012	6.32
53482100	AWWSC Oth O&M CAPX	CF	9300002590	9/30/2012	0.20
53482100	AWWSC Oth O&M CAPX	CF	9300002590	9/30/2012	2.70
53482100	AWWSC Oth O&M CAPX	CF	9300002590	9/30/2012	0.01
53482100	AWWSC Oth O&M CAPX	CF	9300002591	9/30/2012	0.23

## Kentucky American Water Company

Case No. 2012-00520

Response to PSC DR1, Item 31

Account	Description	Doc Type	Document Number	Posting Date	Amount
53482100	AWWSC Oth O&M CAPX	CF	9300002592	9/30/2012	(0.11)
53482100	AWWSC Oth O&M CAPX	CF	9300002593	9/30/2012	0.24
53482100	AWWSC Oth O&M CAPX	CF	9300002593	9/30/2012	2.17
53482100	AWWSC Oth O&M CAPX	CF	9300002593	9/30/2012	0.02
53482100	AWWSC Oth O&M CAPX	CF	9300002594	9/30/2012	0.20
53482100	AWWSC Oth O&M CAPX	CF	9300002594	9/30/2012	0.34
53482100	AWWSC Oth O&M CAPX	CF	9300002595	9/30/2012	112.60
53482100	AWWSC Oth O&M CAPX	CF	9300002595	9/30/2012	148.64
53482100	AWWSC Oth O&M CAPX	CF	9300002595	9/30/2012	30.92
53482100	AWWSC Oth O&M CAPX	CF	9300002595	9/30/2012	40.81
53482100	AWWSC Oth O&M CAPX	CF	9300002596	9/30/2012	309.95
53482100	AWWSC Oth O&M CAPX	CF	9300002596	9/30/2012	49.10
53482100	AWWSC Oth O&M CAPX	CF	9300002596	9/30/2012	85.10
53482100	AWWSC Oth O&M CAPX	CF	9300002596	9/30/2012	13.48
53482100	AWWSC Oth O&M CAPX	CF	9300002597	9/30/2012	193.53
53482100	AWWSC Oth O&M CAPX	CF	9300002597	9/30/2012	53.14
53482100	AWWSC Oth O&M CAPX	CF	9300002598	9/30/2012	64.97
53482100	AWWSC Oth O&M CAPX	CF	9300002598	9/30/2012	17.84
53482100	AWWSC Oth O&M CAPX	CF	9300002599	9/30/2012	140.89
53482100	AWWSC Oth O&M CAPX	CF	9300002599	9/30/2012	38.68
53482100	AWWSC Oth O&M CAPX	CF	9300002600	9/30/2012	0.02
53482100	AWWSC Oth O&M CAPX	CF	9300002601	9/30/2012	0.19
53482100	AWWSC Oth O&M CAPX	CF	9300002601	9/30/2012	2.89
53482100	AWWSC Oth O&M CAPX	CF	9300002602	9/30/2012	0.01
53482100	AWWSC Oth O&M CAPX	CF	9300002602	9/30/2012	0.01
53482100	AWWSC Oth O&M CAPX	CF	9300002603	9/30/2012	0.11
53482100	AWWSC Oth O&M CAPX	CF	9300002603	9/30/2012	0.11
53482100	AWWSC Oth O&M CAPX	CF	9300002604	9/30/2012	0.54
53482100	AWWSC Oth O&M CAPX	CF	9300002604	9/30/2012	1.13
53482100	AWWSC Oth O&M CAPX	CF	9300002604	9/30/2012	0.02
53482100	AWWSC Oth O&M CAPX	CF	9300002605	9/30/2012	0.08
53482100	AWWSC Oth O&M CAPX	CF	9300002605	9/30/2012	0.09
53482100	AWWSC Oth O&M CAPX	CF	9300002605	9/30/2012	0.01
53482100	AWWSC Oth O&M CAPX	CF	9300002606	9/30/2012	1.22
53482100	AWWSC Oth O&M CAPX	CF	9300002606	9/30/2012	0.76
53482100	AWWSC Oth O&M CAPX	CF	9300002607	9/30/2012	0.01
53482100	AWWSC Oth O&M CAPX	CF	9300002607	9/30/2012	0.16
53482100	AWWSC Oth O&M CAPX	CF	9300002614	9/30/2012	104.87
53482100	AWWSC Oth O&M CAPX	CF	9300002620	9/30/2012	123.81
53482100	AWWSC Oth O&M CAPX	CF	9300002628	9/30/2012	151.08
53482100	AWWSC Oth O&M CAPX	CF	9300002629	9/30/2012	1,752.49
53482100	AWWSC Oth O&M CAPX	CF	9300002653	9/30/2012	121.89
53482100	AWWSC Oth O&M CAPX	CF	9300002662	9/30/2012	93.52
53482100	AWWSC Oth O&M CAPX	CF	9300002667	9/30/2012	222.89
53482100	AWWSC Oth O&M CAPX	CF	9300002670	9/30/2012	27.79
53482100	AWWSC Oth O&M CAPX	CF	9300002670	9/30/2012	49.27
53482100	AWWSC Oth O&M CAPX	CF	9300002671	9/30/2012	49.13
53482100	AWWSC Oth O&M CAPX	CF	9300002671	9/30/2012	97.07
53482100	AWWSC Oth O&M CAPX	CF	9300002671	9/30/2012	22.73
53482100	AWWSC Oth O&M CAPX	CF	9300002671	9/30/2012	29.75
53482100	AWWSC Oth O&M CAPX	CF	9300002671	9/30/2012	45.20
53482100	AWWSC Oth O&M CAPX	CF	9300002671	9/30/2012	33.41
53482100	AWWSC Oth O&M CAPX	CF	9300002671	9/30/2012	65.63

## Kentucky American Water Company

Case No. 2012-00520

Response to PSC DR1, Item 31

Account	Description	Doc Type	Document Number	Posting Date	Amount
53482100	AWWSC Oth O&M CAPX	CF	9300002672	9/30/2012	3.98
53482100	AWWSC Oth O&M CAPX	UT	9300002544	9/30/2012	(710.87)
53482100	AWWSC Oth O&M CAPX	UT	9300002695	9/30/2012	(1,597.10)
53482100	AWWSC Oth O&M CAPX	UZ	2000000223	9/30/2012	(279.97)
53482100	AWWSC Oth O&M CAPX	UZ	2000000214	9/30/2012	(110.88)
53482100	AWWSC Oth O&M CAPX	UZ	2000000214	9/30/2012	(123.09)
53482100	AWWSC Oth O&M CAPX	UZ	2000000227	9/30/2012	(6.70)
53482100	AWWSC Oth O&M CAPX	UZ	2000000214	9/30/2012	(364.12)
53482100	AWWSC Oth O&M CAPX	UZ	2000000225	9/30/2012	(20.13)
53482100	AWWSC Oth O&M CAPX	UZ	2000000213	9/30/2012	(181.18)
53482100	AWWSC Oth O&M CAPX	UZ	2000000223	9/30/2012	(6.70)
53482100	AWWSC Oth O&M CAPX	UZ	2000000214	9/30/2012	(0.36)
53482100	AWWSC Oth O&M CAPX	UZ	2000000227	9/30/2012	(6.70)
53482100	AWWSC Oth O&M CAPX	UZ	2000000214	9/30/2012	(0.36)
53482100	AWWSC Oth O&M CAPX	UZ	2000000227	9/30/2012	(6.70)
53482100	AWWSC Oth O&M CAPX	UZ	2000000213	9/30/2012	(0.36)
53482100	AWWSC Oth O&M CAPX	UZ	2000000225	9/30/2012	(13.43)
53482100	AWWSC Oth O&M CAPX	UZ	2000000223	9/30/2012	(20.13)
53482100	AWWSC Oth O&M CAPX	UZ	2000000223	9/30/2012	(13.43)
53482100	AWWSC Oth O&M CAPX	UZ	2000000214	9/30/2012	(6.89)
53482100	AWWSC Oth O&M CAPX	UZ	2000000225	9/30/2012	(46.98)
53482100	AWWSC Oth O&M CAPX	UZ	2000000216	9/30/2012	(2.13)
53482100	AWWSC Oth O&M CAPX	UZ	2000000225	9/30/2012	(80.56)
53482100	AWWSC Oth O&M CAPX	UZ	2000000213	9/30/2012	(0.36)
53482100	AWWSC Oth O&M CAPX	UZ	2000000223	9/30/2012	(26.85)
53482100	AWWSC Oth O&M CAPX	UZ	2000000214	9/30/2012	(97.85)
53482100	AWWSC Oth O&M CAPX	UZ	2000000213	9/30/2012	(212.63)
53482100	AWWSC Oth O&M CAPX	UZ	2000000213	9/30/2012	(8.09)
53482100	AWWSC Oth O&M CAPX	UZ	2000000223	9/30/2012	(53.70)
53482100	AWWSC Oth O&M CAPX	UZ	2000000227	9/30/2012	(20.13)
53482100	AWWSC Oth O&M CAPX	UZ	2000000214	9/30/2012	415.96
53482100	AWWSC Oth O&M CAPX	UZ	2000000225	9/30/2012	(25.93)
53482100	AWWSC Oth O&M CAPX	UZ	2000000227	9/30/2012	0.10
53482100	AWWSC Oth O&M CAPX	UZ	2000000223	9/30/2012	(13.43)
53482100	AWWSC Oth O&M CAPX	UZ	2000000225	9/30/2012	(13.43)
53482100	AWWSC Oth O&M CAPX	UZ	2000000225	9/30/2012	(20.13)
53482100	AWWSC Oth O&M CAPX	UZ	2000000225	9/30/2012	(6.70)
53482100	AWWSC Oth O&M CAPX	UZ	2000000225	9/30/2012	(20.13)
53482100	AWWSC Oth O&M CAPX	UZ	2000000225	9/30/2012	(6.70)
53482100	AWWSC Oth O&M CAPX	UZ	2000000223	9/30/2012	(6.70)
53482100	AWWSC Oth O&M CAPX	UZ	2000000223	9/30/2012	(6.70)
53482100	AWWSC Oth O&M CAPX	UZ	2000000214	9/30/2012	(4.65)
53482100	AWWSC Oth O&M CAPX	UZ	2000000223	9/30/2012	(13.43)
53482100	AWWSC Oth O&M CAPX	UZ	2000000225	9/30/2012	(6.70)
53482100	AWWSC Oth O&M CAPX	UZ	2000000225	9/30/2012	(6.70)
53482100	AWWSC Oth O&M CAPX	UZ	2000000223	9/30/2012	(6.70)
53482100	AWWSC Oth O&M CAPX	UZ	2000000213	9/30/2012	(400.71)
53482100	AWWSC Oth O&M CAPX	UZ	2000000213	9/30/2012	(384.55)
53482100	AWWSC Oth O&M CAPX	UZ	2000000214	9/30/2012	(384.55)
53482100	AWWSC Oth O&M CAPX	UZ	2000000225	9/30/2012	(6.70)
53482100	AWWSC Oth O&M CAPX	UZ	2000000225	9/30/2012	(73.83)
53482100	AWWSC Oth O&M CAPX	UZ	2000000213	9/30/2012	(69.57)
53482100	AWWSC Oth O&M CAPX	UZ	2000000225	9/30/2012	(40.27)

## Kentucky American Water Company

Case No. 2012-00520

Response to PSC DR1, Item 31

Account	Description	Doc Type	Document Number	Posting Date	Amount
53482100	AWWSC Oth O&M CAPX	UZ	2000000214	9/30/2012	(13.18)
53482100	AWWSC Oth O&M CAPX	UZ	2000000214	9/30/2012	(4.72)
53482100	AWWSC Oth O&M CAPX	UZ	2000000223	9/30/2012	(20.13)
53482100	AWWSC Oth O&M CAPX	UZ	2000000222	9/30/2012	(13.43)
53482100	AWWSC Oth O&M CAPX	UZ	2000000225	9/30/2012	(26.85)
53482100	AWWSC Oth O&M CAPX	UZ	2000000227	9/30/2012	(6.70)
53482100	AWWSC Oth O&M CAPX	UZ	2000000225	9/30/2012	(6.70)
53482100	AWWSC Oth O&M CAPX	UZ	2000000214	9/30/2012	(1.05)
53482100	AWWSC Oth O&M CAPX	UZ	2000000223	9/30/2012	(6.70)
53482100	AWWSC Oth O&M CAPX	UZ	2000000223	9/30/2012	(26.85)
53482100	AWWSC Oth O&M CAPX	UZ	2000000223	9/30/2012	(54.34)
53482100	AWWSC Oth O&M CAPX	UZ	2000000225	9/30/2012	(46.98)
53482100	AWWSC Oth O&M CAPX	UZ	2000000214	9/30/2012	(8.51)
53482100	AWWSC Oth O&M CAPX	UZ	2000000223	9/30/2012	(20.13)
53482100	AWWSC Oth O&M CAPX	UZ	2000000216	9/30/2012	(0.05)
53482100	AWWSC Oth O&M CAPX	UZ	2000000227	9/30/2012	(20.13)
53482100	AWWSC Oth O&M CAPX	UZ	2000000223	9/30/2012	(26.85)
53482100	AWWSC Oth O&M CAPX	UZ	2000000223	9/30/2012	(26.85)
53482100	AWWSC Oth O&M CAPX	UZ	2000000214	9/30/2012	(585.16)
53482100	AWWSC Oth O&M CAPX	UZ	2000000225	9/30/2012	(33.56)
53482100	AWWSC Oth O&M CAPX	UZ	2000000214	9/30/2012	(576.82)
53482100	AWWSC Oth O&M CAPX	UZ	2000000225	9/30/2012	(33.56)
53482100	AWWSC Oth O&M CAPX	UZ	2000000214	9/30/2012	(8,047.83)
53482100	AWWSC Oth O&M CAPX	UZ	2000000225	9/30/2012	(375.88)
53482100	AWWSC Oth O&M CAPX	UZ	2000000213	9/30/2012	(8,036.23)
53482100	AWWSC Oth O&M CAPX	UZ	2000000223	9/30/2012	(214.80)
53482100	AWWSC Oth O&M CAPX	UZ	2000000225	9/30/2012	(40.27)
53482100	AWWSC Oth O&M CAPX	UZ	2000000225	9/30/2012	(33.56)
53482100	AWWSC Oth O&M CAPX	UZ	2000000213	9/30/2012	(247.03)
53482100	AWWSC Oth O&M CAPX	UZ	2000000213	9/30/2012	(247.03)
53482100	AWWSC Oth O&M CAPX	UZ	2000000213	9/30/2012	(247.03)
53482100	AWWSC Oth O&M CAPX	UZ	2000000214	9/30/2012	(370.55)
53482100	AWWSC Oth O&M CAPX	UZ	2000000213	9/30/2012	(370.55)
53482100	AWWSC Oth O&M CAPX	UZ	2000000227	9/30/2012	(20.13)
53482100	AWWSC Oth O&M CAPX	UZ	2000000223	9/30/2012	(40.27)
53482100	AWWSC Oth O&M CAPX	UZ	2000000227	9/30/2012	(26.85)
53482100	AWWSC Oth O&M CAPX	UZ	2000000225	9/30/2012	(13.43)
53482100	AWWSC Oth O&M CAPX	UZ	2000000227	9/30/2012	(26.85)
53482100	AWWSC Oth O&M CAPX	UZ	2000000225	9/30/2012	(26.85)
53482100	AWWSC Oth O&M CAPX	UZ	2000000227	9/30/2012	(26.85)
53482100	AWWSC Oth O&M CAPX	UZ	2000000214	9/30/2012	(5,350.17)
53482100	AWWSC Oth O&M CAPX	UZ	2000000225	9/30/2012	(100.67)
53482100	AWWSC Oth O&M CAPX	UZ	2000000213	9/30/2012	(5,350.17)
53482100	AWWSC Oth O&M CAPX	UZ	2000000225	9/30/2012	(80.56)
53482100	AWWSC Oth O&M CAPX	UZ	2000000213	9/30/2012	(5,350.17)
53482100	AWWSC Oth O&M CAPX	UZ	2000000223	9/30/2012	(221.49)
53482100	AWWSC Oth O&M CAPX	UZ	2000000223	9/30/2012	(33.56)
53482100	AWWSC Oth O&M CAPX	UZ	2000000225	9/30/2012	(33.56)
53482100	AWWSC Oth O&M CAPX	UZ	2000000225	9/30/2012	(13.43)
53482100	AWWSC Oth O&M CAPX	UZ	2000000223	9/30/2012	(6.70)
53482100	AWWSC Oth O&M CAPX	UZ	2000000223	9/30/2012	(33.56)
53482100	AWWSC Oth O&M CAPX	UZ	2000000225	9/30/2012	(13.43)
53482100	AWWSC Oth O&M CAPX	UZ	2000000223	9/30/2012	(40.27)

## Kentucky American Water Company

Case No. 2012-00520

Response to PSC DR1, Item 31

Account	Description	Doc Type	Document Number	Posting Date	Amount
53482100	AWWSC Oth O&M CAPX	UZ	2000000214	9/30/2012	(140.96)
53482100	AWWSC Oth O&M CAPX	UZ	2000000222	9/30/2012	(13.43)
53482100	AWWSC Oth O&M CAPX	UZ	2000000216	9/30/2012	(140.96)
53482100	AWWSC Oth O&M CAPX	UZ	2000000227	9/30/2012	(26.85)
53482100	AWWSC Oth O&M CAPX	UZ	2000000214	9/30/2012	(140.96)
53482100	AWWSC Oth O&M CAPX	UZ	2000000223	9/30/2012	(13.43)
53482100	AWWSC Oth O&M CAPX	UZ	2000000223	9/30/2012	(13.43)
53482100	AWWSC Oth O&M CAPX	UZ	2000000225	9/30/2012	(40.27)
53482100	AWWSC Oth O&M CAPX	UZ	2000000227	9/30/2012	(6.70)
53482100	AWWSC Oth O&M CAPX	UZ	2000000225	9/30/2012	(13.43)
53482100	AWWSC Oth O&M CAPX	UZ	2000000225	9/30/2012	(40.27)
53482100	AWWSC Oth O&M CAPX	UZ	2000000223	9/30/2012	(26.85)
53482100	AWWSC Oth O&M CAPX	UZ	2000000227	9/30/2012	(12.46)
53482100	AWWSC Oth O&M CAPX	UZ	2000000227	9/30/2012	1.63
53482100	AWWSC Oth O&M CAPX	UZ	2000000223	9/30/2012	1.63
53482100	AWWSC Oth O&M CAPX	UZ	2000000225	9/30/2012	(12.46)
53482100	AWWSC Oth O&M CAPX	UZ	2000000223	9/30/2012	(17.15)
53482100	AWWSC Oth O&M CAPX	UZ	2000000225	9/30/2012	2.24
53482100	AWWSC Oth O&M CAPX	UZ	2000000225	9/30/2012	1.83
53482100	AWWSC Oth O&M CAPX	UZ	2000000225	9/30/2012	(14.01)
53482100	AWWSC Oth O&M CAPX	UZ	2000000223	9/30/2012	(7.80)
53482100	AWWSC Oth O&M CAPX	UZ	2000000225	9/30/2012	1.02
53482100	AWWSC Oth O&M CAPX	UZ	2000000227	9/30/2012	(21.82)
53482100	AWWSC Oth O&M CAPX	UZ	2000000227	9/30/2012	2.85
53482100	AWWSC Oth O&M CAPX	UZ	2000000223	9/30/2012	(18.71)
53482100	AWWSC Oth O&M CAPX	UZ	2000000223	9/30/2012	2.44
53482200	AWWSC Dpr/Amrt CAPX	CF	9300002037	9/30/2012	1,828.36
53482200	AWWSC Dpr/Amrt CAPX	CF	9300002038	9/30/2012	1,828.36
53482200	AWWSC Dpr/Amrt CAPX	CF	9300002039	9/30/2012	1,828.36
53482200	AWWSC Dpr/Amrt CAPX	CF	9300002040	9/30/2012	1,828.36
53482200	AWWSC Dpr/Amrt CAPX	CF	9300002041	9/30/2012	1,828.36
53482200	AWWSC Dpr/Amrt CAPX	CF	9300002566	9/30/2012	10.32
53482200	AWWSC Dpr/Amrt CAPX	CF	9300002568	9/30/2012	2.87
53482200	AWWSC Dpr/Amrt CAPX	CF	9300002570	9/30/2012	348.99
53482200	AWWSC Dpr/Amrt CAPX	CF	9300002587	9/30/2012	3.56
53482200	AWWSC Dpr/Amrt CAPX	CF	9300002591	9/30/2012	3.36
53482200	AWWSC Dpr/Amrt CAPX	CF	9300002595	9/30/2012	175.96
53482200	AWWSC Dpr/Amrt CAPX	CF	9300002595	9/30/2012	48.31
53482200	AWWSC Dpr/Amrt CAPX	CF	9300002596	9/30/2012	(1,984.42)
53482200	AWWSC Dpr/Amrt CAPX	CF	9300002596	9/30/2012	41.92
53482200	AWWSC Dpr/Amrt CAPX	CF	9300002596	9/30/2012	(544.86)
53482200	AWWSC Dpr/Amrt CAPX	CF	9300002596	9/30/2012	11.51
53482200	AWWSC Dpr/Amrt CAPX	CF	9300002597	9/30/2012	272.35
53482200	AWWSC Dpr/Amrt CAPX	CF	9300002597	9/30/2012	74.78
53482200	AWWSC Dpr/Amrt CAPX	CF	9300002602	9/30/2012	18.50
53482200	AWWSC Dpr/Amrt CAPX	CF	9300002603	9/30/2012	0.28
53482200	AWWSC Dpr/Amrt CAPX	CF	9300002606	9/30/2012	1.27
53482200	AWWSC Dpr/Amrt CAPX	CF	9300002646	9/30/2012	440.45
53482200	AWWSC Dpr/Amrt CAPX	CF	9300002671	9/30/2012	483.22
53482200	AWWSC Dpr/Amrt CAPX	UT	9300002695	9/30/2012	781.21
53482200	AWWSC Dpr/Amrt CAPX	UZ	2000000223	9/30/2012	(134.60)
53482200	AWWSC Dpr/Amrt CAPX	UZ	2000000227	9/30/2012	544.86
53482200	AWWSC Dpr/Amrt CAPX	UZ	2000000222	9/30/2012	(1.15)



Kentucky American Water Company  
Case No. 2012-00520  
Response to PSC DR1, Item 31

Account	Description	Doc Type	Document Number	Posting Date	Amount
53482200	AWWSC Dpr/Amrt CAPX	UZ	2000000227	9/30/2012	(3.45)
53482200	AWWSC Dpr/Amrt CAPX	UZ	2000000227	9/30/2012	(1.15)
53482200	AWWSC Dpr/Amrt CAPX	UZ	2000000223	9/30/2012	(1.15)
53482200	AWWSC Dpr/Amrt CAPX	UZ	2000000223	9/30/2012	(1.15)
53482200	AWWSC Dpr/Amrt CAPX	UZ	2000000227	9/30/2012	(2.30)
53482200	AWWSC Dpr/Amrt CAPX	UZ	2000000223	9/30/2012	(3.45)
53482200	AWWSC Dpr/Amrt CAPX	UZ	2000000222	9/30/2012	(2.30)
53482200	AWWSC Dpr/Amrt CAPX	UZ	2000000223	9/30/2012	(8.05)
53482200	AWWSC Dpr/Amrt CAPX	UZ	2000000225	9/30/2012	(13.80)
53482200	AWWSC Dpr/Amrt CAPX	UZ	2000000223	9/30/2012	(4.60)
53482200	AWWSC Dpr/Amrt CAPX	UZ	2000000223	9/30/2012	(9.20)
53482200	AWWSC Dpr/Amrt CAPX	UZ	2000000223	9/30/2012	(3.45)
53482200	AWWSC Dpr/Amrt CAPX	UZ	2000000227	9/30/2012	(6.63)
53482200	AWWSC Dpr/Amrt CAPX	UZ	2000000225	9/30/2012	(2.30)
53482200	AWWSC Dpr/Amrt CAPX	UZ	2000000225	9/30/2012	(2.30)
53482200	AWWSC Dpr/Amrt CAPX	UZ	2000000225	9/30/2012	(3.45)
53482200	AWWSC Dpr/Amrt CAPX	UZ	2000000223	9/30/2012	(1.15)
53482200	AWWSC Dpr/Amrt CAPX	UZ	2000000223	9/30/2012	(3.45)
53482200	AWWSC Dpr/Amrt CAPX	UZ	2000000225	9/30/2012	(1.15)
53482200	AWWSC Dpr/Amrt CAPX	UZ	2000000225	9/30/2012	(1.15)
53482200	AWWSC Dpr/Amrt CAPX	UZ	2000000223	9/30/2012	(1.15)
53482200	AWWSC Dpr/Amrt CAPX	UZ	2000000223	9/30/2012	(1.15)
53482200	AWWSC Dpr/Amrt CAPX	UZ	2000000223	9/30/2012	(2.30)
53482200	AWWSC Dpr/Amrt CAPX	UZ	2000000222	9/30/2012	(1.15)
53482200	AWWSC Dpr/Amrt CAPX	UZ	2000000223	9/30/2012	(1.15)
53482200	AWWSC Dpr/Amrt CAPX	UZ	2000000225	9/30/2012	(1.15)
53482200	AWWSC Dpr/Amrt CAPX	UZ	2000000223	9/30/2012	(1.15)
53482200	AWWSC Dpr/Amrt CAPX	UZ	2000000223	9/30/2012	(12.65)
53482200	AWWSC Dpr/Amrt CAPX	UZ	2000000223	9/30/2012	(6.90)
53482200	AWWSC Dpr/Amrt CAPX	UZ	2000000223	9/30/2012	(3.45)
53482200	AWWSC Dpr/Amrt CAPX	UZ	2000000225	9/30/2012	(2.30)
53482200	AWWSC Dpr/Amrt CAPX	UZ	2000000227	9/30/2012	(4.60)
53482200	AWWSC Dpr/Amrt CAPX	UZ	2000000225	9/30/2012	(1.15)
53482200	AWWSC Dpr/Amrt CAPX	UZ	2000000225	9/30/2012	(1.15)
53482200	AWWSC Dpr/Amrt CAPX	UZ	2000000227	9/30/2012	(1.15)
53482200	AWWSC Dpr/Amrt CAPX	UZ	2000000223	9/30/2012	(4.60)
53482200	AWWSC Dpr/Amrt CAPX	UZ	2000000225	9/30/2012	(28.10)
53482200	AWWSC Dpr/Amrt CAPX	UZ	2000000223	9/30/2012	(8.05)
53482200	AWWSC Dpr/Amrt CAPX	UZ	2000000223	9/30/2012	(3.45)
53482200	AWWSC Dpr/Amrt CAPX	UZ	2000000223	9/30/2012	(3.45)
53482200	AWWSC Dpr/Amrt CAPX	UZ	2000000225	9/30/2012	(4.60)
53482200	AWWSC Dpr/Amrt CAPX	UZ	2000000223	9/30/2012	(4.60)
53482200	AWWSC Dpr/Amrt CAPX	UZ	2000000225	9/30/2012	(5.75)
53482200	AWWSC Dpr/Amrt CAPX	UZ	2000000223	9/30/2012	(5.75)
53482200	AWWSC Dpr/Amrt CAPX	UZ	2000000225	9/30/2012	(64.40)
53482200	AWWSC Dpr/Amrt CAPX	UZ	2000000223	9/30/2012	(36.80)
53482200	AWWSC Dpr/Amrt CAPX	UZ	2000000227	9/30/2012	(6.90)
53482200	AWWSC Dpr/Amrt CAPX	UZ	2000000213	9/30/2012	(1,828.36)
53482200	AWWSC Dpr/Amrt CAPX	UZ	2000000213	9/30/2012	(1,828.36)
53482200	AWWSC Dpr/Amrt CAPX	UZ	2000000214	9/30/2012	(1,828.36)
53482200	AWWSC Dpr/Amrt CAPX	UZ	2000000223	9/30/2012	(5.75)
53482200	AWWSC Dpr/Amrt CAPX	UZ	2000000213	9/30/2012	(1,828.36)
53482200	AWWSC Dpr/Amrt CAPX	UZ	2000000213	9/30/2012	(1,828.36)
53482200	AWWSC Dpr/Amrt CAPX	UZ	2000000227	9/30/2012	(3.45)

## Kentucky American Water Company

Case No. 2012-00520

Response to PSC DR1, Item 31

Account	Description	Doc Type	Document Number	Posting Date	Amount
53482200	AWWSC Dpr/Amrt CAPX	UZ	2000000223	9/30/2012	(6.90)
53482200	AWWSC Dpr/Amrt CAPX	UZ	2000000225	9/30/2012	(4.60)
53482200	AWWSC Dpr/Amrt CAPX	UZ	2000000225	9/30/2012	(2.30)
53482200	AWWSC Dpr/Amrt CAPX	UZ	2000000223	9/30/2012	(4.60)
53482200	AWWSC Dpr/Amrt CAPX	UZ	2000000227	9/30/2012	(4.60)
53482200	AWWSC Dpr/Amrt CAPX	UZ	2000000222	9/30/2012	(4.60)
53482200	AWWSC Dpr/Amrt CAPX	UZ	2000000225	9/30/2012	(17.25)
53482200	AWWSC Dpr/Amrt CAPX	UZ	2000000225	9/30/2012	(13.80)
53482200	AWWSC Dpr/Amrt CAPX	UZ	2000000223	9/30/2012	(37.95)
53482200	AWWSC Dpr/Amrt CAPX	UZ	2000000225	9/30/2012	(5.75)
53482200	AWWSC Dpr/Amrt CAPX	UZ	2000000223	9/30/2012	(5.75)
53482200	AWWSC Dpr/Amrt CAPX	UZ	2000000223	9/30/2012	(2.30)
53482200	AWWSC Dpr/Amrt CAPX	UZ	2000000227	9/30/2012	(1.15)
53482200	AWWSC Dpr/Amrt CAPX	UZ	2000000223	9/30/2012	(5.75)
53482200	AWWSC Dpr/Amrt CAPX	UZ	2000000225	9/30/2012	(2.30)
53482200	AWWSC Dpr/Amrt CAPX	UZ	2000000223	9/30/2012	(6.90)
53482200	AWWSC Dpr/Amrt CAPX	UZ	2000000227	9/30/2012	(2.30)
53482200	AWWSC Dpr/Amrt CAPX	UZ	2000000225	9/30/2012	(4.60)
53482200	AWWSC Dpr/Amrt CAPX	UZ	2000000223	9/30/2012	(2.30)
53482200	AWWSC Dpr/Amrt CAPX	UZ	2000000227	9/30/2012	(2.30)
53482200	AWWSC Dpr/Amrt CAPX	UZ	2000000225	9/30/2012	(6.90)
53482200	AWWSC Dpr/Amrt CAPX	UZ	2000000225	9/30/2012	(1.15)
53482200	AWWSC Dpr/Amrt CAPX	UZ	2000000225	9/30/2012	(2.30)
53482200	AWWSC Dpr/Amrt CAPX	UZ	2000000223	9/30/2012	(6.90)
53482200	AWWSC Dpr/Amrt CAPX	UZ	2000000225	9/30/2012	(4.60)
53482200	AWWSC Dpr/Amrt CAPX	UZ	2000000223	9/30/2012	(16.26)
53482200	AWWSC Dpr/Amrt CAPX	UZ	2000000225	9/30/2012	(16.26)
53482200	AWWSC Dpr/Amrt CAPX	UZ	2000000222	9/30/2012	(22.36)
53482200	AWWSC Dpr/Amrt CAPX	UZ	2000000225	9/30/2012	(18.29)
53482200	AWWSC Dpr/Amrt CAPX	UZ	2000000227	9/30/2012	(10.16)
53482200	AWWSC Dpr/Amrt CAPX	UZ	2000000225	9/30/2012	(28.44)
53482200	AWWSC Dpr/Amrt CAPX	UZ	2000000223	9/30/2012	(24.39)
53482300	AWWSC Gen Tax CAPX	CF	9300001858	9/30/2012	20.77
53482300	AWWSC Gen Tax CAPX	CF	9300001859	9/30/2012	1.65
53482300	AWWSC Gen Tax CAPX	CF	9300001860	9/30/2012	23.49
53482300	AWWSC Gen Tax CAPX	CF	9300001861	9/30/2012	93.52
53482300	AWWSC Gen Tax CAPX	CF	9300001862	9/30/2012	135.42
53482300	AWWSC Gen Tax CAPX	CF	9300001863	9/30/2012	52.70
53482300	AWWSC Gen Tax CAPX	CF	9300001864	9/30/2012	285.35
53482300	AWWSC Gen Tax CAPX	CF	9300001865	9/30/2012	38.51
53482300	AWWSC Gen Tax CAPX	CF	9300001866	9/30/2012	3.17
53482300	AWWSC Gen Tax CAPX	CF	9300001867	9/30/2012	1.68
53482300	AWWSC Gen Tax CAPX	CF	9300001868	9/30/2012	0.64
53482300	AWWSC Gen Tax CAPX	CF	9300001869	9/30/2012	183.70
53482300	AWWSC Gen Tax CAPX	CF	9300001879	9/30/2012	88.60
53482300	AWWSC Gen Tax CAPX	CF	9300001880	9/30/2012	99.91
53482300	AWWSC Gen Tax CAPX	CF	9300001881	9/30/2012	131.83
53482300	AWWSC Gen Tax CAPX	CF	9300001882	9/30/2012	32.26
53482300	AWWSC Gen Tax CAPX	CF	9300001883	9/30/2012	203.60
53482300	AWWSC Gen Tax CAPX	CF	9300001885	9/30/2012	5.56
53482300	AWWSC Gen Tax CAPX	CF	9300001886	9/30/2012	0.25
53482300	AWWSC Gen Tax CAPX	CF	9300001888	9/30/2012	13.34
53482300	AWWSC Gen Tax CAPX	CF	9300001889	9/30/2012	140.07

Kentucky American Water Company  
Case No. 2012-00520  
Response to PSC DR1, Item 31

Account	Description	Doc Type	Document Number	Posting Date	Amount
53482300	AWWSC Gen Tax CAPX	CF	9300001890	9/30/2012	38.92
53482300	AWWSC Gen Tax CAPX	CF	9300001891	9/30/2012	23.74
53482300	AWWSC Gen Tax CAPX	CF	9300001892	9/30/2012	6.14
53482300	AWWSC Gen Tax CAPX	CF	9300001894	9/30/2012	23.48
53482300	AWWSC Gen Tax CAPX	CF	9300001896	9/30/2012	17.32
53482300	AWWSC Gen Tax CAPX	CF	9300001898	9/30/2012	24.17
53482300	AWWSC Gen Tax CAPX	CF	9300001900	9/30/2012	(0.84)
53482300	AWWSC Gen Tax CAPX	CF	9300001902	9/30/2012	11.38
53482300	AWWSC Gen Tax CAPX	CF	9300001904	9/30/2012	13.95
53482300	AWWSC Gen Tax CAPX	CF	9300001906	9/30/2012	13.52
53482300	AWWSC Gen Tax CAPX	CF	9300001908	9/30/2012	18.84
53482300	AWWSC Gen Tax CAPX	CF	9300001910	9/30/2012	13.50
53482300	AWWSC Gen Tax CAPX	CF	9300001912	9/30/2012	5.75
53482300	AWWSC Gen Tax CAPX	CF	9300001914	9/30/2012	28.93
53482300	AWWSC Gen Tax CAPX	CF	9300001916	9/30/2012	(0.98)
53482300	AWWSC Gen Tax CAPX	CF	9300001922	9/30/2012	18.48
53482300	AWWSC Gen Tax CAPX	CF	9300001924	9/30/2012	15.62
53482300	AWWSC Gen Tax CAPX	CF	9300001926	9/30/2012	15.80
53482300	AWWSC Gen Tax CAPX	CF	9300001928	9/30/2012	2.39
53482300	AWWSC Gen Tax CAPX	CF	9300001930	9/30/2012	24.13
53482300	AWWSC Gen Tax CAPX	CF	9300001932	9/30/2012	26.36
53482300	AWWSC Gen Tax CAPX	CF	9300001934	9/30/2012	149.04
53482300	AWWSC Gen Tax CAPX	CF	9300001936	9/30/2012	83.44
53482300	AWWSC Gen Tax CAPX	CF	9300001938	9/30/2012	81.47
53482300	AWWSC Gen Tax CAPX	CF	9300001940	9/30/2012	20.53
53482300	AWWSC Gen Tax CAPX	CF	9300001942	9/30/2012	20.52
53482300	AWWSC Gen Tax CAPX	CF	9300001944	9/30/2012	20.53
53482300	AWWSC Gen Tax CAPX	CF	9300001946	9/30/2012	8.16
53482300	AWWSC Gen Tax CAPX	CF	9300001948	9/30/2012	8.06
53482300	AWWSC Gen Tax CAPX	CF	9300001950	9/30/2012	(6.50)
53482300	AWWSC Gen Tax CAPX	CF	9300001952	9/30/2012	(12.16)
53482300	AWWSC Gen Tax CAPX	CF	9300001976	9/30/2012	(21.62)
53482300	AWWSC Gen Tax CAPX	CF	9300001977	9/30/2012	37.72
53482300	AWWSC Gen Tax CAPX	CF	9300002006	9/30/2012	(0.88)
53482300	AWWSC Gen Tax CAPX	CF	9300002010	9/30/2012	2.99
53482300	AWWSC Gen Tax CAPX	CF	9300002011	9/30/2012	(0.88)
53482300	AWWSC Gen Tax CAPX	CF	9300002042	9/30/2012	18.18
53482300	AWWSC Gen Tax CAPX	CF	9300002044	9/30/2012	124.89
53482300	AWWSC Gen Tax CAPX	CF	9300002045	9/30/2012	9.84
53482300	AWWSC Gen Tax CAPX	CF	9300002048	9/30/2012	374.23
53482300	AWWSC Gen Tax CAPX	CF	9300002049	9/30/2012	14.21
53482300	AWWSC Gen Tax CAPX	CF	9300002050	9/30/2012	0.04
53482300	AWWSC Gen Tax CAPX	CF	9300002051	9/30/2012	(0.16)
53482300	AWWSC Gen Tax CAPX	CF	9300002052	9/30/2012	0.11
53482300	AWWSC Gen Tax CAPX	CF	9300002054	9/30/2012	(1.73)
53482300	AWWSC Gen Tax CAPX	CF	9300002055	9/30/2012	14.83
53482300	AWWSC Gen Tax CAPX	CF	9300002056	9/30/2012	(0.16)
53482300	AWWSC Gen Tax CAPX	CF	9300002057	9/30/2012	0.13
53482300	AWWSC Gen Tax CAPX	CF	9300002059	9/30/2012	(1.27)
53482300	AWWSC Gen Tax CAPX	CF	9300002060	9/30/2012	20.03
53482300	AWWSC Gen Tax CAPX	CF	9300002062	9/30/2012	20.03
53482300	AWWSC Gen Tax CAPX	CF	9300002064	9/30/2012	19.07
53482300	AWWSC Gen Tax CAPX	CF	9300002065	9/30/2012	(0.99)

Kentucky American Water Company  
Case No. 2012-00520  
Response to PSC DR1, Item 31

Account	Description	Doc Type	Document Number	Posting Date	Amount
53482300	AWWSC Gen Tax CAPX	CF	9300002067	9/30/2012	20.04
53482300	AWWSC Gen Tax CAPX	CF	9300002069	9/30/2012	43.87
53482300	AWWSC Gen Tax CAPX	CF	9300002071	9/30/2012	0.94
53482300	AWWSC Gen Tax CAPX	CF	9300002072	9/30/2012	40.49
53482300	AWWSC Gen Tax CAPX	CF	9300002074	9/30/2012	24.39
53482300	AWWSC Gen Tax CAPX	CF	9300002076	9/30/2012	8.37
53482300	AWWSC Gen Tax CAPX	CF	9300002078	9/30/2012	1.83
53482300	AWWSC Gen Tax CAPX	CF	9300002080	9/30/2012	1.83
53482300	AWWSC Gen Tax CAPX	CF	9300002082	9/30/2012	(0.23)
53482300	AWWSC Gen Tax CAPX	CF	9300002085	9/30/2012	(0.57)
53482300	AWWSC Gen Tax CAPX	CF	9300002086	9/30/2012	(1.53)
53482300	AWWSC Gen Tax CAPX	CF	9300002087	9/30/2012	29.06
53482300	AWWSC Gen Tax CAPX	CF	9300002089	9/30/2012	22.68
53482300	AWWSC Gen Tax CAPX	CF	9300002091	9/30/2012	(13.94)
53482300	AWWSC Gen Tax CAPX	CF	9300002092	9/30/2012	14.59
53482300	AWWSC Gen Tax CAPX	CF	9300002097	9/30/2012	(9.73)
53482300	AWWSC Gen Tax CAPX	CF	9300002099	9/30/2012	(7.46)
53482300	AWWSC Gen Tax CAPX	CF	9300002100	9/30/2012	13.76
53482300	AWWSC Gen Tax CAPX	CF	9300002102	9/30/2012	(8.61)
53482300	AWWSC Gen Tax CAPX	CF	9300002103	9/30/2012	49.41
53482300	AWWSC Gen Tax CAPX	CF	9300002105	9/30/2012	(0.16)
53482300	AWWSC Gen Tax CAPX	CF	9300002106	9/30/2012	10.83
53482300	AWWSC Gen Tax CAPX	CF	9300002108	9/30/2012	(4.41)
53482300	AWWSC Gen Tax CAPX	CF	9300002109	9/30/2012	4.80
53482300	AWWSC Gen Tax CAPX	CF	9300002111	9/30/2012	(4.78)
53482300	AWWSC Gen Tax CAPX	CF	9300002112	9/30/2012	0.11
53482300	AWWSC Gen Tax CAPX	CF	9300002113	9/30/2012	0.45
53482300	AWWSC Gen Tax CAPX	CF	9300002115	9/30/2012	(1.73)
53482300	AWWSC Gen Tax CAPX	CF	9300002116	9/30/2012	0.45
53482300	AWWSC Gen Tax CAPX	CF	9300002117	9/30/2012	0.11
53482300	AWWSC Gen Tax CAPX	CF	9300002119	9/30/2012	(1.73)
53482300	AWWSC Gen Tax CAPX	CF	9300002120	9/30/2012	3.35
53482300	AWWSC Gen Tax CAPX	CF	9300002122	9/30/2012	(4.42)
53482300	AWWSC Gen Tax CAPX	CF	9300002123	9/30/2012	(0.50)
53482300	AWWSC Gen Tax CAPX	CF	9300002125	9/30/2012	(0.50)
53482300	AWWSC Gen Tax CAPX	CF	9300002127	9/30/2012	(0.50)
53482300	AWWSC Gen Tax CAPX	CF	9300002135	9/30/2012	1.53
53482300	AWWSC Gen Tax CAPX	CF	9300002137	9/30/2012	1.29
53482300	AWWSC Gen Tax CAPX	CF	9300002139	9/30/2012	1.21
53482300	AWWSC Gen Tax CAPX	CF	9300002142	9/30/2012	3.21
53482300	AWWSC Gen Tax CAPX	CF	9300002145	9/30/2012	(0.08)
53482300	AWWSC Gen Tax CAPX	CF	9300002146	9/30/2012	16.12
53482300	AWWSC Gen Tax CAPX	CF	9300002148	9/30/2012	1.83
53482300	AWWSC Gen Tax CAPX	CF	9300002150	9/30/2012	1.83
53482300	AWWSC Gen Tax CAPX	CF	9300002154	9/30/2012	1.83
53482300	AWWSC Gen Tax CAPX	CF	9300002156	9/30/2012	21.48
53482300	AWWSC Gen Tax CAPX	CF	9300002161	9/30/2012	(2.66)
53482300	AWWSC Gen Tax CAPX	CF	9300002162	9/30/2012	5.51
53482300	AWWSC Gen Tax CAPX	CF	9300002164	9/30/2012	(0.95)
53482300	AWWSC Gen Tax CAPX	CF	9300002165	9/30/2012	8.03
53482300	AWWSC Gen Tax CAPX	CF	9300002168	9/30/2012	20.71
53482300	AWWSC Gen Tax CAPX	CF	9300002170	9/30/2012	12.71
53482300	AWWSC Gen Tax CAPX	CF	9300002172	9/30/2012	12.21

Kentucky American Water Company  
Case No. 2012-00520  
Response to PSC DR1, Item 31

Account	Description	Doc Type	Document Number	Posting Date	Amount
53482300	AWWSC Gen Tax CAPX	CF	9300002173	9/30/2012	22.86
53482300	AWWSC Gen Tax CAPX	CF	9300002174	9/30/2012	(6.18)
53482300	AWWSC Gen Tax CAPX	CF	9300002175	9/30/2012	15.04
53482300	AWWSC Gen Tax CAPX	CF	9300002178	9/30/2012	(4.46)
53482300	AWWSC Gen Tax CAPX	CF	9300002182	9/30/2012	22.36
53482300	AWWSC Gen Tax CAPX	CF	9300002184	9/30/2012	0.78
53482300	AWWSC Gen Tax CAPX	CF	9300002187	9/30/2012	(0.04)
53482300	AWWSC Gen Tax CAPX	CF	9300002188	9/30/2012	(0.04)
53482300	AWWSC Gen Tax CAPX	CF	9300002190	9/30/2012	94.51
53482300	AWWSC Gen Tax CAPX	CF	9300002191	9/30/2012	(21.19)
53482300	AWWSC Gen Tax CAPX	CF	9300002192	9/30/2012	(0.04)
53482300	AWWSC Gen Tax CAPX	CF	9300002193	9/30/2012	1.78
53482300	AWWSC Gen Tax CAPX	CF	9300002195	9/30/2012	46.15
53482300	AWWSC Gen Tax CAPX	CF	9300002196	9/30/2012	(5.43)
53482300	AWWSC Gen Tax CAPX	CF	9300002197	9/30/2012	(8.20)
53482300	AWWSC Gen Tax CAPX	CF	9300002198	9/30/2012	(1.38)
53482300	AWWSC Gen Tax CAPX	CF	9300002199	9/30/2012	35.40
53482300	AWWSC Gen Tax CAPX	CF	9300002200	9/30/2012	9.67
53482300	AWWSC Gen Tax CAPX	CF	9300002202	9/30/2012	(0.03)
53482300	AWWSC Gen Tax CAPX	CF	9300002203	9/30/2012	22.05
53482300	AWWSC Gen Tax CAPX	CF	9300002204	9/30/2012	1.29
53482300	AWWSC Gen Tax CAPX	CF	9300002205	9/30/2012	3.90
53482300	AWWSC Gen Tax CAPX	CF	9300002207	9/30/2012	6.67
53482300	AWWSC Gen Tax CAPX	CF	9300002209	9/30/2012	7.43
53482300	AWWSC Gen Tax CAPX	CF	9300002211	9/30/2012	1.26
53482300	AWWSC Gen Tax CAPX	CF	9300002213	9/30/2012	0.08
53482300	AWWSC Gen Tax CAPX	CF	9300002215	9/30/2012	17.83
53482300	AWWSC Gen Tax CAPX	CF	9300002216	9/30/2012	(3.70)
53482300	AWWSC Gen Tax CAPX	CF	9300002217	9/30/2012	20.43
53482300	AWWSC Gen Tax CAPX	CF	9300002219	9/30/2012	9.84
53482300	AWWSC Gen Tax CAPX	CF	9300002220	9/30/2012	4.70
53482300	AWWSC Gen Tax CAPX	CF	9300002222	9/30/2012	22.36
53482300	AWWSC Gen Tax CAPX	CF	9300002226	9/30/2012	(1.06)
53482300	AWWSC Gen Tax CAPX	CF	9300002227	9/30/2012	19.33
53482300	AWWSC Gen Tax CAPX	CF	9300002231	9/30/2012	1.67
53482300	AWWSC Gen Tax CAPX	CF	9300002232	9/30/2012	13.76
53482300	AWWSC Gen Tax CAPX	CF	9300002236	9/30/2012	1.67
53482300	AWWSC Gen Tax CAPX	CF	9300002237	9/30/2012	(0.48)
53482300	AWWSC Gen Tax CAPX	CF	9300002238	9/30/2012	1.36
53482300	AWWSC Gen Tax CAPX	CF	9300002242	9/30/2012	2.31
53482300	AWWSC Gen Tax CAPX	CF	9300002243	9/30/2012	1.36
53482300	AWWSC Gen Tax CAPX	CF	9300002247	9/30/2012	(0.32)
53482300	AWWSC Gen Tax CAPX	CF	9300002248	9/30/2012	(1.58)
53482300	AWWSC Gen Tax CAPX	CF	9300002249	9/30/2012	(0.48)
53482300	AWWSC Gen Tax CAPX	CF	9300002250	9/30/2012	19.81
53482300	AWWSC Gen Tax CAPX	CF	9300002254	9/30/2012	2.80
53482300	AWWSC Gen Tax CAPX	CF	9300002257	9/30/2012	2.80
53482300	AWWSC Gen Tax CAPX	CF	9300002259	9/30/2012	6.09
53482300	AWWSC Gen Tax CAPX	CF	9300002464	9/30/2012	90.61
53482300	AWWSC Gen Tax CAPX	CF	9300002465	9/30/2012	128.46
53482300	AWWSC Gen Tax CAPX	CF	9300002554	9/30/2012	0.68
53482300	AWWSC Gen Tax CAPX	CF	9300002555	9/30/2012	(0.01)
53482300	AWWSC Gen Tax CAPX	CF	9300002556	9/30/2012	0.01

Kentucky American Water Company  
Case No. 2012-00520  
Response to PSC DR1, Item 31

Account	Description	Doc Type	Document Number	Posting Date	Amount
53482300	AWWSC Gen Tax CAPX	CF	9300002559	9/30/2012	0.77
53482300	AWWSC Gen Tax CAPX	CF	9300002560	9/30/2012	0.45
53482300	AWWSC Gen Tax CAPX	CF	9300002562	9/30/2012	0.86
53482300	AWWSC Gen Tax CAPX	CF	9300002563	9/30/2012	0.87
53482300	AWWSC Gen Tax CAPX	CF	9300002566	9/30/2012	(0.72)
53482300	AWWSC Gen Tax CAPX	CF	9300002567	9/30/2012	24.31
53482300	AWWSC Gen Tax CAPX	CF	9300002568	9/30/2012	14.42
53482300	AWWSC Gen Tax CAPX	CF	9300002570	9/30/2012	1.80
53482300	AWWSC Gen Tax CAPX	CF	9300002572	9/30/2012	0.19
53482300	AWWSC Gen Tax CAPX	CF	9300002576	9/30/2012	0.77
53482300	AWWSC Gen Tax CAPX	CF	9300002578	9/30/2012	1.63
53482300	AWWSC Gen Tax CAPX	CF	9300002580	9/30/2012	3.06
53482300	AWWSC Gen Tax CAPX	CF	9300002582	9/30/2012	0.93
53482300	AWWSC Gen Tax CAPX	CF	9300002584	9/30/2012	5.73
53482300	AWWSC Gen Tax CAPX	CF	9300002586	9/30/2012	0.75
53482300	AWWSC Gen Tax CAPX	CF	9300002587	9/30/2012	5.12
53482300	AWWSC Gen Tax CAPX	CF	9300002589	9/30/2012	0.02
53482300	AWWSC Gen Tax CAPX	CF	9300002590	9/30/2012	0.08
53482300	AWWSC Gen Tax CAPX	CF	9300002590	9/30/2012	0.03
53482300	AWWSC Gen Tax CAPX	CF	9300002590	9/30/2012	0.01
53482300	AWWSC Gen Tax CAPX	CF	9300002590	9/30/2012	(0.01)
53482300	AWWSC Gen Tax CAPX	CF	9300002590	9/30/2012	0.03
53482300	AWWSC Gen Tax CAPX	CF	9300002591	9/30/2012	0.07
53482300	AWWSC Gen Tax CAPX	CF	9300002591	9/30/2012	0.33
53482300	AWWSC Gen Tax CAPX	CF	9300002591	9/30/2012	0.01
53482300	AWWSC Gen Tax CAPX	CF	9300002592	9/30/2012	(0.17)
53482300	AWWSC Gen Tax CAPX	CF	9300002592	9/30/2012	0.07
53482300	AWWSC Gen Tax CAPX	CF	9300002593	9/30/2012	0.16
53482300	AWWSC Gen Tax CAPX	CF	9300002593	9/30/2012	0.05
53482300	AWWSC Gen Tax CAPX	CF	9300002594	9/30/2012	0.14
53482300	AWWSC Gen Tax CAPX	CF	9300002594	9/30/2012	0.02
53482300	AWWSC Gen Tax CAPX	CF	9300002595	9/30/2012	(1.68)
53482300	AWWSC Gen Tax CAPX	CF	9300002595	9/30/2012	6.32
53482300	AWWSC Gen Tax CAPX	CF	9300002595	9/30/2012	(0.46)
53482300	AWWSC Gen Tax CAPX	CF	9300002595	9/30/2012	1.73
53482300	AWWSC Gen Tax CAPX	CF	9300002596	9/30/2012	0.22
53482300	AWWSC Gen Tax CAPX	CF	9300002596	9/30/2012	(18.13)
53482300	AWWSC Gen Tax CAPX	CF	9300002596	9/30/2012	0.06
53482300	AWWSC Gen Tax CAPX	CF	9300002596	9/30/2012	(4.98)
53482300	AWWSC Gen Tax CAPX	CF	9300002597	9/30/2012	46.06
53482300	AWWSC Gen Tax CAPX	CF	9300002597	9/30/2012	12.65
53482300	AWWSC Gen Tax CAPX	CF	9300002598	9/30/2012	30.49
53482300	AWWSC Gen Tax CAPX	CF	9300002598	9/30/2012	8.37
53482300	AWWSC Gen Tax CAPX	CF	9300002599	9/30/2012	63.31
53482300	AWWSC Gen Tax CAPX	CF	9300002599	9/30/2012	17.38
53482300	AWWSC Gen Tax CAPX	CF	9300002600	9/30/2012	0.01
53482300	AWWSC Gen Tax CAPX	CF	9300002604	9/30/2012	0.01
53482300	AWWSC Gen Tax CAPX	CF	9300002605	9/30/2012	0.01
53482300	AWWSC Gen Tax CAPX	CF	9300002605	9/30/2012	0.01
53482300	AWWSC Gen Tax CAPX	CF	9300002606	9/30/2012	0.01
53482300	AWWSC Gen Tax CAPX	CF	9300002607	9/30/2012	0.01
53482300	AWWSC Gen Tax CAPX	CF	9300002613	9/30/2012	122.45
53482300	AWWSC Gen Tax CAPX	CF	9300002619	9/30/2012	99.94

Kentucky American Water Company  
Case No. 2012-00520  
Response to PSC DR1, Item 31

Account	Description	Doc Type	Document Number	Posting Date	Amount
53482300	AWWSC Gen Tax CAPX	CF	9300002627	9/30/2012	87.41
53482300	AWWSC Gen Tax CAPX	CF	9300002645	9/30/2012	522.21
53482300	AWWSC Gen Tax CAPX	CF	9300002654	9/30/2012	(0.81)
53482300	AWWSC Gen Tax CAPX	CF	9300002661	9/30/2012	243.93
53482300	AWWSC Gen Tax CAPX	CF	9300002669	9/30/2012	6.02
53482300	AWWSC Gen Tax CAPX	CF	9300002670	9/30/2012	26.73
53482300	AWWSC Gen Tax CAPX	CF	9300002671	9/30/2012	20.22
53482300	AWWSC Gen Tax CAPX	CF	9300002671	9/30/2012	(4.35)
53482300	AWWSC Gen Tax CAPX	CF	9300002671	9/30/2012	89.84
53482300	AWWSC Gen Tax CAPX	CF	9300002671	9/30/2012	36.56
53482300	AWWSC Gen Tax CAPX	CF	9300002671	9/30/2012	0.65
53482300	AWWSC Gen Tax CAPX	CF	9300002671	9/30/2012	2.13
53482300	AWWSC Gen Tax CAPX	UT	9300002544	9/30/2012	(1,624.82)
53482300	AWWSC Gen Tax CAPX	UT	9300002695	9/30/2012	(337.11)
53482300	AWWSC Gen Tax CAPX	UZ	2000000214	9/30/2012	(219.07)
53482300	AWWSC Gen Tax CAPX	UZ	2000000223	9/30/2012	5.44
53482300	AWWSC Gen Tax CAPX	UZ	2000000224	9/30/2012	(40.19)
53482300	AWWSC Gen Tax CAPX	UZ	2000000213	9/30/2012	(0.08)
53482300	AWWSC Gen Tax CAPX	UZ	2000000214	9/30/2012	(1.26)
53482300	AWWSC Gen Tax CAPX	UZ	2000000225	9/30/2012	(2.83)
53482300	AWWSC Gen Tax CAPX	UZ	2000000213	9/30/2012	0.88
53482300	AWWSC Gen Tax CAPX	UZ	2000000214	9/30/2012	(2.99)
53482300	AWWSC Gen Tax CAPX	UZ	2000000213	9/30/2012	0.88
53482300	AWWSC Gen Tax CAPX	UZ	2000000213	9/30/2012	(22.36)
53482300	AWWSC Gen Tax CAPX	UZ	2000000223	9/30/2012	(8.47)
53482300	AWWSC Gen Tax CAPX	UZ	2000000223	9/30/2012	0.01
53482300	AWWSC Gen Tax CAPX	UZ	2000000214	9/30/2012	(7.43)
53482300	AWWSC Gen Tax CAPX	UZ	2000000223	9/30/2012	(2.83)
53482300	AWWSC Gen Tax CAPX	UZ	2000000213	9/30/2012	(6.67)
53482300	AWWSC Gen Tax CAPX	UZ	2000000223	9/30/2012	(2.83)
53482300	AWWSC Gen Tax CAPX	UZ	2000000214	9/30/2012	(3.90)
53482300	AWWSC Gen Tax CAPX	UZ	2000000225	9/30/2012	(2.83)
53482300	AWWSC Gen Tax CAPX	UZ	2000000213	9/30/2012	(17.83)
53482300	AWWSC Gen Tax CAPX	UZ	2000000214	9/30/2012	3.70
53482300	AWWSC Gen Tax CAPX	UZ	2000000225	9/30/2012	(5.65)
53482300	AWWSC Gen Tax CAPX	UZ	2000000213	9/30/2012	(20.43)
53482300	AWWSC Gen Tax CAPX	UZ	2000000225	9/30/2012	(8.47)
53482300	AWWSC Gen Tax CAPX	UZ	2000000227	9/30/2012	0.01
53482300	AWWSC Gen Tax CAPX	UZ	2000000214	9/30/2012	(14.54)
53482300	AWWSC Gen Tax CAPX	UZ	2000000225	9/30/2012	(5.65)
53482300	AWWSC Gen Tax CAPX	UZ	2000000213	9/30/2012	(46.15)
53482300	AWWSC Gen Tax CAPX	UZ	2000000213	9/30/2012	5.43
53482300	AWWSC Gen Tax CAPX	UZ	2000000223	9/30/2012	0.02
53482300	AWWSC Gen Tax CAPX	UZ	2000000227	9/30/2012	(19.79)
53482300	AWWSC Gen Tax CAPX	UZ	2000000213	9/30/2012	(94.51)
53482300	AWWSC Gen Tax CAPX	UZ	2000000213	9/30/2012	21.19
53482300	AWWSC Gen Tax CAPX	UZ	2000000225	9/30/2012	0.03
53482300	AWWSC Gen Tax CAPX	UZ	2000000227	9/30/2012	(33.89)
53482300	AWWSC Gen Tax CAPX	UZ	2000000214	9/30/2012	(23.34)
53482300	AWWSC Gen Tax CAPX	UZ	2000000214	9/30/2012	0.03
53482300	AWWSC Gen Tax CAPX	UZ	2000000223	9/30/2012	0.01
53482300	AWWSC Gen Tax CAPX	UZ	2000000225	9/30/2012	(11.29)
53482300	AWWSC Gen Tax CAPX	UZ	2000000213	9/30/2012	0.04

Kentucky American Water Company  
Case No. 2012-00520  
Response to PSC DR1, Item 31

Account	Description	Doc Type	Document Number	Posting Date	Amount
53482300	AWWSC Gen Tax CAPX	UZ	2000000214	9/30/2012	(1.78)
53482300	AWWSC Gen Tax CAPX	UZ	2000000214	9/30/2012	0.08
53482300	AWWSC Gen Tax CAPX	UZ	2000000214	9/30/2012	(45.07)
53482300	AWWSC Gen Tax CAPX	UZ	2000000216	9/30/2012	9.58
53482300	AWWSC Gen Tax CAPX	UZ	2000000223	9/30/2012	(22.61)
53482300	AWWSC Gen Tax CAPX	UZ	2000000225	9/30/2012	0.02
53482300	AWWSC Gen Tax CAPX	UZ	2000000214	9/30/2012	(0.78)
53482300	AWWSC Gen Tax CAPX	UZ	2000000214	9/30/2012	(22.36)
53482300	AWWSC Gen Tax CAPX	UZ	2000000225	9/30/2012	(8.47)
53482300	AWWSC Gen Tax CAPX	UZ	2000000225	9/30/2012	0.01
53482300	AWWSC Gen Tax CAPX	UZ	2000000214	9/30/2012	4.46
53482300	AWWSC Gen Tax CAPX	UZ	2000000213	9/30/2012	(35.07)
53482300	AWWSC Gen Tax CAPX	UZ	2000000223	9/30/2012	(9.43)
53482300	AWWSC Gen Tax CAPX	UZ	2000000223	9/30/2012	0.18
53482300	AWWSC Gen Tax CAPX	UZ	2000000214	9/30/2012	6.18
53482300	AWWSC Gen Tax CAPX	UZ	2000000214	9/30/2012	(15.04)
53482300	AWWSC Gen Tax CAPX	UZ	2000000223	9/30/2012	(5.65)
53482300	AWWSC Gen Tax CAPX	UZ	2000000213	9/30/2012	(12.71)
53482300	AWWSC Gen Tax CAPX	UZ	2000000227	9/30/2012	(5.65)
53482300	AWWSC Gen Tax CAPX	UZ	2000000214	9/30/2012	(20.71)
53482300	AWWSC Gen Tax CAPX	UZ	2000000223	9/30/2012	0.01
53482300	AWWSC Gen Tax CAPX	UZ	2000000227	9/30/2012	(8.47)
53482300	AWWSC Gen Tax CAPX	UZ	2000000213	9/30/2012	2.66
53482300	AWWSC Gen Tax CAPX	UZ	2000000214	9/30/2012	(5.51)
53482300	AWWSC Gen Tax CAPX	UZ	2000000225	9/30/2012	(2.83)
53482300	AWWSC Gen Tax CAPX	UZ	2000000213	9/30/2012	(8.03)
53482300	AWWSC Gen Tax CAPX	UZ	2000000214	9/30/2012	0.95
53482300	AWWSC Gen Tax CAPX	UZ	2000000213	9/30/2012	(21.48)
53482300	AWWSC Gen Tax CAPX	UZ	2000000223	9/30/2012	(8.47)
53482300	AWWSC Gen Tax CAPX	UZ	2000000227	9/30/2012	0.01
53482300	AWWSC Gen Tax CAPX	UZ	2000000216	9/30/2012	(1.83)
53482300	AWWSC Gen Tax CAPX	UZ	2000000225	9/30/2012	(2.83)
53482300	AWWSC Gen Tax CAPX	UZ	2000000214	9/30/2012	(1.83)
53482300	AWWSC Gen Tax CAPX	UZ	2000000225	9/30/2012	(2.83)
53482300	AWWSC Gen Tax CAPX	UZ	2000000214	9/30/2012	(1.83)
53482300	AWWSC Gen Tax CAPX	UZ	2000000227	9/30/2012	(2.83)
53482300	AWWSC Gen Tax CAPX	UZ	2000000213	9/30/2012	(16.12)
53482300	AWWSC Gen Tax CAPX	UZ	2000000214	9/30/2012	0.08
53482300	AWWSC Gen Tax CAPX	UZ	2000000227	9/30/2012	(5.65)
53482300	AWWSC Gen Tax CAPX	UZ	2000000214	9/30/2012	(3.21)
53482300	AWWSC Gen Tax CAPX	UZ	2000000214	9/30/2012	(1.21)
53482300	AWWSC Gen Tax CAPX	UZ	2000000225	9/30/2012	(2.83)
53482300	AWWSC Gen Tax CAPX	UZ	2000000214	9/30/2012	(1.29)
53482300	AWWSC Gen Tax CAPX	UZ	2000000225	9/30/2012	(2.83)
53482300	AWWSC Gen Tax CAPX	UZ	2000000213	9/30/2012	(1.53)
53482300	AWWSC Gen Tax CAPX	UZ	2000000223	9/30/2012	(2.83)
53482300	AWWSC Gen Tax CAPX	UZ	2000000213	9/30/2012	0.50
53482300	AWWSC Gen Tax CAPX	UZ	2000000214	9/30/2012	0.50
53482300	AWWSC Gen Tax CAPX	UZ	2000000214	9/30/2012	0.50
53482300	AWWSC Gen Tax CAPX	UZ	2000000213	9/30/2012	(3.35)
53482300	AWWSC Gen Tax CAPX	UZ	2000000213	9/30/2012	4.42
53482300	AWWSC Gen Tax CAPX	UZ	2000000213	9/30/2012	1.73
53482300	AWWSC Gen Tax CAPX	UZ	2000000214	9/30/2012	(0.56)



## Kentucky American Water Company

Case No. 2012-00520

Response to PSC DR1, Item 31

Account	Description	Doc Type	Document Number	Posting Date	Amount
53482300	AWWSC Gen Tax CAPX	UZ	2000000214	9/30/2012	1.73
53482300	AWWSC Gen Tax CAPX	UZ	2000000216	9/30/2012	(0.56)
53482300	AWWSC Gen Tax CAPX	UZ	2000000216	9/30/2012	(4.80)
53482300	AWWSC Gen Tax CAPX	UZ	2000000216	9/30/2012	4.78
53482300	AWWSC Gen Tax CAPX	UZ	2000000214	9/30/2012	4.57
53482300	AWWSC Gen Tax CAPX	UZ	2000000214	9/30/2012	(10.83)
53482300	AWWSC Gen Tax CAPX	UZ	2000000225	9/30/2012	(2.83)
53482300	AWWSC Gen Tax CAPX	UZ	2000000213	9/30/2012	8.61
53482300	AWWSC Gen Tax CAPX	UZ	2000000216	9/30/2012	(49.41)
53482300	AWWSC Gen Tax CAPX	UZ	2000000223	9/30/2012	0.03
53482300	AWWSC Gen Tax CAPX	UZ	2000000225	9/30/2012	(31.07)
53482300	AWWSC Gen Tax CAPX	UZ	2000000213	9/30/2012	(13.76)
53482300	AWWSC Gen Tax CAPX	UZ	2000000214	9/30/2012	7.46
53482300	AWWSC Gen Tax CAPX	UZ	2000000223	9/30/2012	(16.95)
53482300	AWWSC Gen Tax CAPX	UZ	2000000225	9/30/2012	0.01
53482300	AWWSC Gen Tax CAPX	UZ	2000000216	9/30/2012	9.73
53482300	AWWSC Gen Tax CAPX	UZ	2000000213	9/30/2012	(22.68)
53482300	AWWSC Gen Tax CAPX	UZ	2000000225	9/30/2012	0.01
53482300	AWWSC Gen Tax CAPX	UZ	2000000227	9/30/2012	(8.47)
53482300	AWWSC Gen Tax CAPX	UZ	2000000214	9/30/2012	(14.59)
53482300	AWWSC Gen Tax CAPX	UZ	2000000214	9/30/2012	13.94
53482300	AWWSC Gen Tax CAPX	UZ	2000000225	9/30/2012	(5.65)
53482300	AWWSC Gen Tax CAPX	UZ	2000000213	9/30/2012	2.10
53482300	AWWSC Gen Tax CAPX	UZ	2000000214	9/30/2012	(29.06)
53482300	AWWSC Gen Tax CAPX	UZ	2000000223	9/30/2012	0.01
53482300	AWWSC Gen Tax CAPX	UZ	2000000227	9/30/2012	(11.29)
53482300	AWWSC Gen Tax CAPX	UZ	2000000213	9/30/2012	0.23
53482300	AWWSC Gen Tax CAPX	UZ	2000000213	9/30/2012	(1.83)
53482300	AWWSC Gen Tax CAPX	UZ	2000000223	9/30/2012	(2.83)
53482300	AWWSC Gen Tax CAPX	UZ	2000000214	9/30/2012	(1.83)
53482300	AWWSC Gen Tax CAPX	UZ	2000000223	9/30/2012	(2.83)
53482300	AWWSC Gen Tax CAPX	UZ	2000000214	9/30/2012	(8.37)
53482300	AWWSC Gen Tax CAPX	UZ	2000000222	9/30/2012	(2.83)
53482300	AWWSC Gen Tax CAPX	UZ	2000000214	9/30/2012	(24.39)
53482300	AWWSC Gen Tax CAPX	UZ	2000000223	9/30/2012	(11.29)
53482300	AWWSC Gen Tax CAPX	UZ	2000000227	9/30/2012	0.01
53482300	AWWSC Gen Tax CAPX	UZ	2000000213	9/30/2012	(41.43)
53482300	AWWSC Gen Tax CAPX	UZ	2000000223	9/30/2012	(19.85)
53482300	AWWSC Gen Tax CAPX	UZ	2000000225	9/30/2012	0.02
53482300	AWWSC Gen Tax CAPX	UZ	2000000214	9/30/2012	(43.87)
53482300	AWWSC Gen Tax CAPX	UZ	2000000223	9/30/2012	0.02
53482300	AWWSC Gen Tax CAPX	UZ	2000000227	9/30/2012	(19.79)
53482300	AWWSC Gen Tax CAPX	UZ	2000000213	9/30/2012	(20.04)
53482300	AWWSC Gen Tax CAPX	UZ	2000000223	9/30/2012	(8.47)
53482300	AWWSC Gen Tax CAPX	UZ	2000000223	9/30/2012	0.01
53482300	AWWSC Gen Tax CAPX	UZ	2000000213	9/30/2012	0.99
53482300	AWWSC Gen Tax CAPX	UZ	2000000216	9/30/2012	(19.07)
53482300	AWWSC Gen Tax CAPX	UZ	2000000223	9/30/2012	0.01
53482300	AWWSC Gen Tax CAPX	UZ	2000000225	9/30/2012	(8.47)
53482300	AWWSC Gen Tax CAPX	UZ	2000000214	9/30/2012	(20.03)
53482300	AWWSC Gen Tax CAPX	UZ	2000000223	9/30/2012	0.01
53482300	AWWSC Gen Tax CAPX	UZ	2000000225	9/30/2012	(11.29)
53482300	AWWSC Gen Tax CAPX	UZ	2000000216	9/30/2012	(20.03)

Kentucky American Water Company  
Case No. 2012-00520  
Response to PSC DR1, Item 31

Account	Description	Doc Type	Document Number	Posting Date	Amount
53482300	AWWSC Gen Tax CAPX	UZ	2000000223	9/30/2012	0.01
53482300	AWWSC Gen Tax CAPX	UZ	2000000225	9/30/2012	(11.29)
53482300	AWWSC Gen Tax CAPX	UZ	2000000213	9/30/2012	(14.96)
53482300	AWWSC Gen Tax CAPX	UZ	2000000213	9/30/2012	1.43
53482300	AWWSC Gen Tax CAPX	UZ	2000000223	9/30/2012	0.01
53482300	AWWSC Gen Tax CAPX	UZ	2000000223	9/30/2012	(14.13)
53482300	AWWSC Gen Tax CAPX	UZ	2000000213	9/30/2012	(14.36)
53482300	AWWSC Gen Tax CAPX	UZ	2000000214	9/30/2012	1.89
53482300	AWWSC Gen Tax CAPX	UZ	2000000225	9/30/2012	(14.13)
53482300	AWWSC Gen Tax CAPX	UZ	2000000225	9/30/2012	0.01
53482300	AWWSC Gen Tax CAPX	UZ	2000000213	9/30/2012	(374.23)
53482300	AWWSC Gen Tax CAPX	UZ	2000000223	9/30/2012	0.13
53482300	AWWSC Gen Tax CAPX	UZ	2000000225	9/30/2012	(158.21)
53482300	AWWSC Gen Tax CAPX	UZ	2000000213	9/30/2012	(134.73)
53482300	AWWSC Gen Tax CAPX	UZ	2000000223	9/30/2012	0.07
53482300	AWWSC Gen Tax CAPX	UZ	2000000227	9/30/2012	(90.40)
53482300	AWWSC Gen Tax CAPX	UZ	2000000213	9/30/2012	(18.18)
53482300	AWWSC Gen Tax CAPX	UZ	2000000225	9/30/2012	(16.95)
53482300	AWWSC Gen Tax CAPX	UZ	2000000227	9/30/2012	0.01
53482300	AWWSC Gen Tax CAPX	UZ	2000000213	9/30/2012	(37.72)
53482300	AWWSC Gen Tax CAPX	UZ	2000000214	9/30/2012	21.62
53482300	AWWSC Gen Tax CAPX	UZ	2000000223	9/30/2012	0.01
53482300	AWWSC Gen Tax CAPX	UZ	2000000225	9/30/2012	(14.13)
53482300	AWWSC Gen Tax CAPX	UZ	2000000214	9/30/2012	(17.32)
53482300	AWWSC Gen Tax CAPX	UZ	2000000223	9/30/2012	(8.47)
53482300	AWWSC Gen Tax CAPX	UZ	2000000223	9/30/2012	0.01
53482300	AWWSC Gen Tax CAPX	UZ	2000000214	9/30/2012	(18.48)
53482300	AWWSC Gen Tax CAPX	UZ	2000000223	9/30/2012	0.01
53482300	AWWSC Gen Tax CAPX	UZ	2000000227	9/30/2012	(16.95)
53482300	AWWSC Gen Tax CAPX	UZ	2000000214	9/30/2012	(24.17)
53482300	AWWSC Gen Tax CAPX	UZ	2000000223	9/30/2012	(11.29)
53482300	AWWSC Gen Tax CAPX	UZ	2000000225	9/30/2012	0.01
53482300	AWWSC Gen Tax CAPX	UZ	2000000214	9/30/2012	(8.16)
53482300	AWWSC Gen Tax CAPX	UZ	2000000223	9/30/2012	(5.65)
53482300	AWWSC Gen Tax CAPX	UZ	2000000213	9/30/2012	(20.53)
53482300	AWWSC Gen Tax CAPX	UZ	2000000225	9/30/2012	0.01
53482300	AWWSC Gen Tax CAPX	UZ	2000000227	9/30/2012	(11.29)
53482300	AWWSC Gen Tax CAPX	UZ	2000000213	9/30/2012	(20.52)
53482300	AWWSC Gen Tax CAPX	UZ	2000000225	9/30/2012	0.01
53482300	AWWSC Gen Tax CAPX	UZ	2000000227	9/30/2012	(11.29)
53482300	AWWSC Gen Tax CAPX	UZ	2000000213	9/30/2012	(20.53)
53482300	AWWSC Gen Tax CAPX	UZ	2000000223	9/30/2012	(11.29)
53482300	AWWSC Gen Tax CAPX	UZ	2000000227	9/30/2012	0.01
53482300	AWWSC Gen Tax CAPX	UZ	2000000214	9/30/2012	(81.47)
53482300	AWWSC Gen Tax CAPX	UZ	2000000223	9/30/2012	(42.37)
53482300	AWWSC Gen Tax CAPX	UZ	2000000225	9/30/2012	0.03
53482300	AWWSC Gen Tax CAPX	UZ	2000000213	9/30/2012	(83.44)
53482300	AWWSC Gen Tax CAPX	UZ	2000000225	9/30/2012	0.03
53482300	AWWSC Gen Tax CAPX	UZ	2000000225	9/30/2012	(33.89)
53482300	AWWSC Gen Tax CAPX	UZ	2000000214	9/30/2012	(149.04)
53482300	AWWSC Gen Tax CAPX	UZ	2000000225	9/30/2012	(93.22)
53482300	AWWSC Gen Tax CAPX	UZ	2000000227	9/30/2012	0.08
53482300	AWWSC Gen Tax CAPX	UZ	2000000213	9/30/2012	(26.36)

Kentucky American Water Company  
Case No. 2012-00520  
Response to PSC DR1, Item 31

Account	Description	Doc Type	Document Number	Posting Date	Amount
53482300	AWWSC Gen Tax CAPX	UZ	2000000223	9/30/2012	(14.13)
53482300	AWWSC Gen Tax CAPX	UZ	2000000223	9/30/2012	0.01
53482300	AWWSC Gen Tax CAPX	UZ	2000000214	9/30/2012	(24.13)
53482300	AWWSC Gen Tax CAPX	UZ	2000000225	9/30/2012	(14.13)
53482300	AWWSC Gen Tax CAPX	UZ	2000000227	9/30/2012	0.01
53482300	AWWSC Gen Tax CAPX	UZ	2000000213	9/30/2012	(2.39)
53482300	AWWSC Gen Tax CAPX	UZ	2000000225	9/30/2012	(5.65)
53482300	AWWSC Gen Tax CAPX	UZ	2000000213	9/30/2012	0.98
53482300	AWWSC Gen Tax CAPX	UZ	2000000225	9/30/2012	(2.83)
53482300	AWWSC Gen Tax CAPX	UZ	2000000214	9/30/2012	(28.93)
53482300	AWWSC Gen Tax CAPX	UZ	2000000223	9/30/2012	0.01
53482300	AWWSC Gen Tax CAPX	UZ	2000000225	9/30/2012	(14.13)
53482300	AWWSC Gen Tax CAPX	UZ	2000000214	9/30/2012	(5.75)
53482300	AWWSC Gen Tax CAPX	UZ	2000000227	9/30/2012	(5.65)
53482300	AWWSC Gen Tax CAPX	UZ	2000000213	9/30/2012	(15.80)
53482300	AWWSC Gen Tax CAPX	UZ	2000000223	9/30/2012	(16.95)
53482300	AWWSC Gen Tax CAPX	UZ	2000000223	9/30/2012	0.01
53482300	AWWSC Gen Tax CAPX	UZ	2000000214	9/30/2012	(13.50)
53482300	AWWSC Gen Tax CAPX	UZ	2000000223	9/30/2012	(5.65)
53482300	AWWSC Gen Tax CAPX	UZ	2000000213	9/30/2012	(18.84)
53482300	AWWSC Gen Tax CAPX	UZ	2000000225	9/30/2012	(11.29)
53482300	AWWSC Gen Tax CAPX	UZ	2000000225	9/30/2012	0.01
53482300	AWWSC Gen Tax CAPX	UZ	2000000213	9/30/2012	(13.52)
53482300	AWWSC Gen Tax CAPX	UZ	2000000223	9/30/2012	(5.65)
53482300	AWWSC Gen Tax CAPX	UZ	2000000214	9/30/2012	(13.95)
53482300	AWWSC Gen Tax CAPX	UZ	2000000223	9/30/2012	(5.65)
53482300	AWWSC Gen Tax CAPX	UZ	2000000214	9/30/2012	(11.38)
53482300	AWWSC Gen Tax CAPX	UZ	2000000223	9/30/2012	0.01
53482300	AWWSC Gen Tax CAPX	UZ	2000000225	9/30/2012	(16.95)
53482300	AWWSC Gen Tax CAPX	UZ	2000000214	9/30/2012	0.84
53482300	AWWSC Gen Tax CAPX	UZ	2000000213	9/30/2012	12.16
53482300	AWWSC Gen Tax CAPX	UZ	2000000213	9/30/2012	6.50
53482300	AWWSC Gen Tax CAPX	UZ	2000000213	9/30/2012	(6.09)
53482300	AWWSC Gen Tax CAPX	UZ	2000000227	9/30/2012	(2.83)
53482300	AWWSC Gen Tax CAPX	UZ	2000000216	9/30/2012	(8.06)
53482300	AWWSC Gen Tax CAPX	UZ	2000000223	9/30/2012	(5.65)
53482300	AWWSC Gen Tax CAPX	UZ	2000000213	9/30/2012	(15.62)
53482300	AWWSC Gen Tax CAPX	UZ	2000000225	9/30/2012	0.01
53482300	AWWSC Gen Tax CAPX	UZ	2000000227	9/30/2012	(16.95)
53482300	AWWSC Gen Tax CAPX	UZ	2000000213	9/30/2012	(23.48)
53482300	AWWSC Gen Tax CAPX	UZ	2000000225	9/30/2012	0.01
53482300	AWWSC Gen Tax CAPX	UZ	2000000227	9/30/2012	(11.29)
53482300	AWWSC Gen Tax CAPX	UZ	2000000214	9/30/2012	(2.80)
53482300	AWWSC Gen Tax CAPX	UZ	2000000223	9/30/2012	(2.76)
53482300	AWWSC Gen Tax CAPX	UZ	2000000223	9/30/2012	0.03
53482300	AWWSC Gen Tax CAPX	UZ	2000000214	9/30/2012	(2.80)
53482300	AWWSC Gen Tax CAPX	UZ	2000000223	9/30/2012	0.03
53482300	AWWSC Gen Tax CAPX	UZ	2000000223	9/30/2012	(2.76)
53482300	AWWSC Gen Tax CAPX	UZ	2000000214	9/30/2012	(19.81)
53482300	AWWSC Gen Tax CAPX	UZ	2000000214	9/30/2012	2.38
53482300	AWWSC Gen Tax CAPX	UZ	2000000223	9/30/2012	0.04
53482300	AWWSC Gen Tax CAPX	UZ	2000000223	9/30/2012	(3.82)
53482300	AWWSC Gen Tax CAPX	UZ	2000000214	9/30/2012	(3.67)

Kentucky American Water Company  
Case No. 2012-00520  
Response to PSC DR1, Item 31

Account	Description	Doc Type	Document Number	Posting Date	Amount
53482300	AWWSC Gen Tax CAPX	UZ	2000000223	9/30/2012	(3.12)
53482300	AWWSC Gen Tax CAPX	UZ	2000000225	9/30/2012	0.04
53482300	AWWSC Gen Tax CAPX	UZ	2000000213	9/30/2012	0.48
53482300	AWWSC Gen Tax CAPX	UZ	2000000214	9/30/2012	(3.03)
53482300	AWWSC Gen Tax CAPX	UZ	2000000223	9/30/2012	0.02
53482300	AWWSC Gen Tax CAPX	UZ	2000000223	9/30/2012	(1.73)
53482300	AWWSC Gen Tax CAPX	UZ	2000000213	9/30/2012	(15.43)
53482300	AWWSC Gen Tax CAPX	UZ	2000000225	9/30/2012	0.06
53482300	AWWSC Gen Tax CAPX	UZ	2000000227	9/30/2012	(4.86)
53482300	AWWSC Gen Tax CAPX	UZ	2000000213	9/30/2012	(19.33)
53482300	AWWSC Gen Tax CAPX	UZ	2000000214	9/30/2012	1.06
53482300	AWWSC Gen Tax CAPX	UZ	2000000227	9/30/2012	0.05
53482300	AWWSC Gen Tax CAPX	UZ	2000000227	9/30/2012	(4.15)
53482400	AWWSC Interest CAPX	CF	9300002569	9/30/2012	91.12
53482400	AWWSC Interest CAPX	CF	9300002569	9/30/2012	0.54
53482400	AWWSC Interest CAPX	CF	9300002587	9/30/2012	0.05
53482400	AWWSC Interest CAPX	CF	9300002591	9/30/2012	1.94
53482400	AWWSC Interest CAPX	CF	9300002595	9/30/2012	12.22
53482400	AWWSC Interest CAPX	CF	9300002595	9/30/2012	3.36
53482400	AWWSC Interest CAPX	CF	9300002596	9/30/2012	2.93
53482400	AWWSC Interest CAPX	CF	9300002596	9/30/2012	235.46
53482400	AWWSC Interest CAPX	CF	9300002596	9/30/2012	2.98
53482400	AWWSC Interest CAPX	CF	9300002596	9/30/2012	64.65
53482400	AWWSC Interest CAPX	CF	9300002596	9/30/2012	0.82
53482400	AWWSC Interest CAPX	CF	9300002597	9/30/2012	0.80
53482400	AWWSC Interest CAPX	CF	9300002602	9/30/2012	0.13
53482400	AWWSC Interest CAPX	CF	9300002606	9/30/2012	0.04
53482400	AWWSC Interest CAPX	CF	9300002637	9/30/2012	545.34
53482400	AWWSC Interest CAPX	CF	9300002643	9/30/2012	9.14
53482400	AWWSC Interest CAPX	CF	9300002671	9/30/2012	58.99
53482400	AWWSC Interest CAPX	UT	9300002695	9/30/2012	(370.26)
53482400	AWWSC Interest CAPX	UZ	2000000227	9/30/2012	(69.63)
53482400	AWWSC Interest CAPX	UZ	2000000225	9/30/2012	(1.44)
53482400	AWWSC Interest CAPX	UZ	2000000227	9/30/2012	(4.34)
53482400	AWWSC Interest CAPX	UZ	2000000225	9/30/2012	(1.44)
53482400	AWWSC Interest CAPX	UZ	2000000223	9/30/2012	(1.44)
53482400	AWWSC Interest CAPX	UZ	2000000225	9/30/2012	(1.44)
53482400	AWWSC Interest CAPX	UZ	2000000223	9/30/2012	(2.90)
53482400	AWWSC Interest CAPX	UZ	2000000225	9/30/2012	(4.34)
53482400	AWWSC Interest CAPX	UZ	2000000227	9/30/2012	(2.90)
53482400	AWWSC Interest CAPX	UZ	2000000227	9/30/2012	(10.14)
53482400	AWWSC Interest CAPX	UZ	2000000225	9/30/2012	(17.38)
53482400	AWWSC Interest CAPX	UZ	2000000225	9/30/2012	(5.80)
53482400	AWWSC Interest CAPX	UZ	2000000225	9/30/2012	(11.58)
53482400	AWWSC Interest CAPX	UZ	2000000225	9/30/2012	(4.34)
53482400	AWWSC Interest CAPX	UZ	2000000227	9/30/2012	(6.18)
53482400	AWWSC Interest CAPX	UZ	2000000223	9/30/2012	(2.90)
53482400	AWWSC Interest CAPX	UZ	2000000223	9/30/2012	(2.90)
53482400	AWWSC Interest CAPX	UZ	2000000223	9/30/2012	(4.34)
53482400	AWWSC Interest CAPX	UZ	2000000223	9/30/2012	(1.44)
53482400	AWWSC Interest CAPX	UZ	2000000225	9/30/2012	(4.34)
53482400	AWWSC Interest CAPX	UZ	2000000223	9/30/2012	(1.44)
53482400	AWWSC Interest CAPX	UZ	2000000225	9/30/2012	(1.44)

Kentucky American Water Company  
Case No. 2012-00520  
Response to PSC DR1, Item 31

Account	Description	Doc Type	Document Number	Posting Date	Amount
53482400	AWWSC Interest CAPX	UZ	2000000223	9/30/2012	(1.44)
53482400	AWWSC Interest CAPX	UZ	2000000225	9/30/2012	(2.90)
53482400	AWWSC Interest CAPX	UZ	2000000223	9/30/2012	(1.44)
53482400	AWWSC Interest CAPX	UZ	2000000223	9/30/2012	(1.44)
53482400	AWWSC Interest CAPX	UZ	2000000225	9/30/2012	(1.44)
53482400	AWWSC Interest CAPX	UZ	2000000223	9/30/2012	(1.44)
53482400	AWWSC Interest CAPX	UZ	2000000225	9/30/2012	(15.92)
53482400	AWWSC Interest CAPX	UZ	2000000225	9/30/2012	(8.68)
53482400	AWWSC Interest CAPX	UZ	2000000225	9/30/2012	(4.34)
53482400	AWWSC Interest CAPX	UZ	2000000225	9/30/2012	(2.90)
53482400	AWWSC Interest CAPX	UZ	2000000225	9/30/2012	(5.80)
53482400	AWWSC Interest CAPX	UZ	2000000225	9/30/2012	(1.44)
53482400	AWWSC Interest CAPX	UZ	2000000225	9/30/2012	(1.44)
53482400	AWWSC Interest CAPX	UZ	2000000223	9/30/2012	(1.44)
53482400	AWWSC Interest CAPX	UZ	2000000227	9/30/2012	(5.80)
53482400	AWWSC Interest CAPX	UZ	2000000223	9/30/2012	(10.31)
53482400	AWWSC Interest CAPX	UZ	2000000225	9/30/2012	(10.14)
53482400	AWWSC Interest CAPX	UZ	2000000223	9/30/2012	(4.34)
53482400	AWWSC Interest CAPX	UZ	2000000223	9/30/2012	(4.34)
53482400	AWWSC Interest CAPX	UZ	2000000223	9/30/2012	(5.80)
53482400	AWWSC Interest CAPX	UZ	2000000223	9/30/2012	(5.80)
53482400	AWWSC Interest CAPX	UZ	2000000225	9/30/2012	(7.24)
53482400	AWWSC Interest CAPX	UZ	2000000225	9/30/2012	(7.24)
53482400	AWWSC Interest CAPX	UZ	2000000225	9/30/2012	(81.08)
53482400	AWWSC Interest CAPX	UZ	2000000223	9/30/2012	(46.32)
53482400	AWWSC Interest CAPX	UZ	2000000225	9/30/2012	(8.68)
53482400	AWWSC Interest CAPX	UZ	2000000223	9/30/2012	(7.24)
53482400	AWWSC Interest CAPX	UZ	2000000224	9/30/2012	(4.34)
53482400	AWWSC Interest CAPX	UZ	2000000225	9/30/2012	(8.68)
53482400	AWWSC Interest CAPX	UZ	2000000225	9/30/2012	(5.80)
53482400	AWWSC Interest CAPX	UZ	2000000225	9/30/2012	(2.90)
53482400	AWWSC Interest CAPX	UZ	2000000223	9/30/2012	(5.80)
53482400	AWWSC Interest CAPX	UZ	2000000223	9/30/2012	(5.80)
53482400	AWWSC Interest CAPX	UZ	2000000227	9/30/2012	(5.80)
53482400	AWWSC Interest CAPX	UZ	2000000223	9/30/2012	(21.72)
53482400	AWWSC Interest CAPX	UZ	2000000225	9/30/2012	(17.38)
53482400	AWWSC Interest CAPX	UZ	2000000227	9/30/2012	(47.78)
53482400	AWWSC Interest CAPX	UZ	2000000225	9/30/2012	(7.24)
53482400	AWWSC Interest CAPX	UZ	2000000227	9/30/2012	(7.24)
53482400	AWWSC Interest CAPX	UZ	2000000225	9/30/2012	(2.90)
53482400	AWWSC Interest CAPX	UZ	2000000225	9/30/2012	(1.44)
53482400	AWWSC Interest CAPX	UZ	2000000225	9/30/2012	(7.24)
53482400	AWWSC Interest CAPX	UZ	2000000223	9/30/2012	(2.90)
53482400	AWWSC Interest CAPX	UZ	2000000225	9/30/2012	(8.68)
53482400	AWWSC Interest CAPX	UZ	2000000225	9/30/2012	(2.90)
53482400	AWWSC Interest CAPX	UZ	2000000223	9/30/2012	(5.80)
53482400	AWWSC Interest CAPX	UZ	2000000223	9/30/2012	(2.90)
53482400	AWWSC Interest CAPX	UZ	2000000227	9/30/2012	(2.90)
53482400	AWWSC Interest CAPX	UZ	2000000223	9/30/2012	(8.68)
53482400	AWWSC Interest CAPX	UZ	2000000225	9/30/2012	(1.44)
53482400	AWWSC Interest CAPX	UZ	2000000225	9/30/2012	(2.90)
53482400	AWWSC Interest CAPX	UZ	2000000223	9/30/2012	(8.68)
53482400	AWWSC Interest CAPX	UZ	2000000223	9/30/2012	(5.80)

Kentucky American Water Company  
Case No. 2012-00520  
Response to PSC DR1, Item 31

Account	Description	Doc Type	Document Number	Posting Date	Amount
53482400	AWWSC Interest CAPX	UZ	2000000225	9/30/2012	(4.07)
53482400	AWWSC Interest CAPX	UZ	2000000222	9/30/2012	(4.07)
53482400	AWWSC Interest CAPX	UZ	2000000223	9/30/2012	(5.60)
53482400	AWWSC Interest CAPX	UZ	2000000227	9/30/2012	(4.59)
53482400	AWWSC Interest CAPX	UZ	2000000223	9/30/2012	(2.55)
53482400	AWWSC Interest CAPX	UZ	2000000223	9/30/2012	(7.14)
53482400	AWWSC Interest CAPX	UZ	2000000223	9/30/2012	(6.11)
53482500	AWWSC Oth Inc CAPX	CF	9300002556	9/30/2012	8.49
53482500	AWWSC Oth Inc CAPX	CF	9300002559	9/30/2012	22.07
53482500	AWWSC Oth Inc CAPX	CF	9300002563	9/30/2012	8.41
53482500	AWWSC Oth Inc CAPX	CF	9300002563	9/30/2012	5.22
53482500	AWWSC Oth Inc CAPX	CF	9300002565	9/30/2012	12.30
53482500	AWWSC Oth Inc CAPX	CF	9300002566	9/30/2012	7.29
53482500	AWWSC Oth Inc CAPX	CF	9300002569	9/30/2012	38.60
53482500	AWWSC Oth Inc CAPX	CF	9300002572	9/30/2012	10.89
53482500	AWWSC Oth Inc CAPX	CF	9300002573	9/30/2012	6.11
53482500	AWWSC Oth Inc CAPX	CF	9300002576	9/30/2012	22.48
53482500	AWWSC Oth Inc CAPX	CF	9300002580	9/30/2012	5.73
53482500	AWWSC Oth Inc CAPX	CF	9300002581	9/30/2012	9.29
53482500	AWWSC Oth Inc CAPX	CF	9300002582	9/30/2012	0.81
53482500	AWWSC Oth Inc CAPX	CF	9300002584	9/30/2012	0.01
53482500	AWWSC Oth Inc CAPX	CF	9300002585	9/30/2012	2.72
53482500	AWWSC Oth Inc CAPX	CF	9300002587	9/30/2012	0.73
53482500	AWWSC Oth Inc CAPX	CF	9300002589	9/30/2012	0.01
53482500	AWWSC Oth Inc CAPX	CF	9300002591	9/30/2012	0.03
53482500	AWWSC Oth Inc CAPX	CF	9300002592	9/30/2012	0.08
53482500	AWWSC Oth Inc CAPX	CF	9300002594	9/30/2012	0.30
53482500	AWWSC Oth Inc CAPX	CF	9300002595	9/30/2012	132.28
53482500	AWWSC Oth Inc CAPX	CF	9300002595	9/30/2012	36.32
53482500	AWWSC Oth Inc CAPX	CF	9300002601	9/30/2012	0.11
53482500	AWWSC Oth Inc CAPX	CF	9300002625	9/30/2012	21.80
53482500	AWWSC Oth Inc CAPX	CF	9300002626	9/30/2012	62.57
53482500	AWWSC Oth Inc CAPX	CF	9300002644	9/30/2012	13.63
53482500	AWWSC Oth Inc CAPX	CF	9300002660	9/30/2012	299.80
53482500	AWWSC Oth Inc CAPX	CF	9300002671	9/30/2012	48.66
53482500	AWWSC Oth Inc CAPX	CF	9300002671	9/30/2012	36.84
53482500	AWWSC Oth Inc CAPX	CF	9300002672	9/30/2012	0.05
53482500	AWWSC Oth Inc CAPX	UT	9300002695	9/30/2012	(319.05)
53482500	AWWSC Oth Inc CAPX	UZ	2000000225	9/30/2012	(36.32)
53482500	AWWSC Oth Inc CAPX	UZ	2000000223	9/30/2012	(1.04)
53482500	AWWSC Oth Inc CAPX	UZ	2000000223	9/30/2012	(3.12)
53482500	AWWSC Oth Inc CAPX	UZ	2000000227	9/30/2012	(1.04)
53482500	AWWSC Oth Inc CAPX	UZ	2000000223	9/30/2012	(1.04)
53482500	AWWSC Oth Inc CAPX	UZ	2000000223	9/30/2012	(1.04)
53482500	AWWSC Oth Inc CAPX	UZ	2000000223	9/30/2012	(2.08)
53482500	AWWSC Oth Inc CAPX	UZ	2000000224	9/30/2012	(3.12)
53482500	AWWSC Oth Inc CAPX	UZ	2000000225	9/30/2012	(2.08)
53482500	AWWSC Oth Inc CAPX	UZ	2000000223	9/30/2012	(7.27)
53482500	AWWSC Oth Inc CAPX	UZ	2000000225	9/30/2012	(12.46)
53482500	AWWSC Oth Inc CAPX	UZ	2000000225	9/30/2012	(4.15)
53482500	AWWSC Oth Inc CAPX	UZ	2000000225	9/30/2012	(8.30)
53482500	AWWSC Oth Inc CAPX	UZ	2000000225	9/30/2012	(3.12)
53482500	AWWSC Oth Inc CAPX	UZ	2000000225	9/30/2012	(3.51)

Kentucky American Water Company  
Case No. 2012-00520  
Response to PSC DR1, Item 31

Account	Description	Doc Type	Document Number	Posting Date	Amount
53482500	AWWSC Oth Inc CAPX	UZ	2000000223	9/30/2012	(2.08)
53482500	AWWSC Oth Inc CAPX	UZ	2000000227	9/30/2012	(2.08)
53482500	AWWSC Oth Inc CAPX	UZ	2000000225	9/30/2012	(3.12)
53482500	AWWSC Oth Inc CAPX	UZ	2000000223	9/30/2012	(1.04)
53482500	AWWSC Oth Inc CAPX	UZ	2000000225	9/30/2012	(3.12)
53482500	AWWSC Oth Inc CAPX	UZ	2000000227	9/30/2012	(1.04)
53482500	AWWSC Oth Inc CAPX	UZ	2000000227	9/30/2012	(1.04)
53482500	AWWSC Oth Inc CAPX	UZ	2000000223	9/30/2012	(1.04)
53482500	AWWSC Oth Inc CAPX	UZ	2000000223	9/30/2012	(2.08)
53482500	AWWSC Oth Inc CAPX	UZ	2000000225	9/30/2012	(1.04)
53482500	AWWSC Oth Inc CAPX	UZ	2000000223	9/30/2012	(1.04)
53482500	AWWSC Oth Inc CAPX	UZ	2000000227	9/30/2012	(1.04)
53482500	AWWSC Oth Inc CAPX	UZ	2000000222	9/30/2012	(1.04)
53482500	AWWSC Oth Inc CAPX	UZ	2000000227	9/30/2012	(11.43)
53482500	AWWSC Oth Inc CAPX	UZ	2000000223	9/30/2012	(6.23)
53482500	AWWSC Oth Inc CAPX	UZ	2000000223	9/30/2012	(3.12)
53482500	AWWSC Oth Inc CAPX	UZ	2000000227	9/30/2012	(2.08)
53482500	AWWSC Oth Inc CAPX	UZ	2000000223	9/30/2012	(4.15)
53482500	AWWSC Oth Inc CAPX	UZ	2000000225	9/30/2012	(1.04)
53482500	AWWSC Oth Inc CAPX	UZ	2000000225	9/30/2012	(1.04)
53482500	AWWSC Oth Inc CAPX	UZ	2000000227	9/30/2012	(1.04)
53482500	AWWSC Oth Inc CAPX	UZ	2000000225	9/30/2012	(4.15)
53482500	AWWSC Oth Inc CAPX	UZ	2000000223	9/30/2012	(7.38)
53482500	AWWSC Oth Inc CAPX	UZ	2000000225	9/30/2012	(7.27)
53482500	AWWSC Oth Inc CAPX	UZ	2000000225	9/30/2012	(3.12)
53482500	AWWSC Oth Inc CAPX	UZ	2000000223	9/30/2012	(3.12)
53482500	AWWSC Oth Inc CAPX	UZ	2000000223	9/30/2012	(4.15)
53482500	AWWSC Oth Inc CAPX	UZ	2000000222	9/30/2012	(4.15)
53482500	AWWSC Oth Inc CAPX	UZ	2000000225	9/30/2012	(5.19)
53482500	AWWSC Oth Inc CAPX	UZ	2000000225	9/30/2012	(5.19)
53482500	AWWSC Oth Inc CAPX	UZ	2000000227	9/30/2012	(58.16)
53482500	AWWSC Oth Inc CAPX	UZ	2000000225	9/30/2012	(33.24)
53482500	AWWSC Oth Inc CAPX	UZ	2000000223	9/30/2012	(6.23)
53482500	AWWSC Oth Inc CAPX	UZ	2000000225	9/30/2012	(5.19)
53482500	AWWSC Oth Inc CAPX	UZ	2000000227	9/30/2012	(3.12)
53482500	AWWSC Oth Inc CAPX	UZ	2000000225	9/30/2012	(6.23)
53482500	AWWSC Oth Inc CAPX	UZ	2000000225	9/30/2012	(4.15)
53482500	AWWSC Oth Inc CAPX	UZ	2000000227	9/30/2012	(2.08)
53482500	AWWSC Oth Inc CAPX	UZ	2000000225	9/30/2012	(4.15)
53482500	AWWSC Oth Inc CAPX	UZ	2000000223	9/30/2012	(4.15)
53482500	AWWSC Oth Inc CAPX	UZ	2000000225	9/30/2012	(4.15)
53482500	AWWSC Oth Inc CAPX	UZ	2000000225	9/30/2012	(15.58)
53482500	AWWSC Oth Inc CAPX	UZ	2000000227	9/30/2012	(12.46)
53482500	AWWSC Oth Inc CAPX	UZ	2000000223	9/30/2012	(34.27)
53482500	AWWSC Oth Inc CAPX	UZ	2000000223	9/30/2012	(5.19)
53482500	AWWSC Oth Inc CAPX	UZ	2000000223	9/30/2012	(5.19)
53482500	AWWSC Oth Inc CAPX	UZ	2000000225	9/30/2012	(2.08)
53482500	AWWSC Oth Inc CAPX	UZ	2000000225	9/30/2012	(1.04)
53482500	AWWSC Oth Inc CAPX	UZ	2000000223	9/30/2012	(5.19)
53482500	AWWSC Oth Inc CAPX	UZ	2000000227	9/30/2012	(2.08)
53482500	AWWSC Oth Inc CAPX	UZ	2000000222	9/30/2012	(6.23)
53482500	AWWSC Oth Inc CAPX	UZ	2000000227	9/30/2012	(2.08)
53482500	AWWSC Oth Inc CAPX	UZ	2000000225	9/30/2012	(4.15)

Kentucky American Water Company  
Case No. 2012-00520  
Response to PSC DR1, Item 31

Account	Description	Doc Type	Document Number	Posting Date	Amount
53482500	AWWSC Oth Inc CAPX	UZ	2000000227	9/30/2012	(2.08)
53482500	AWWSC Oth Inc CAPX	UZ	2000000223	9/30/2012	(2.08)
53482500	AWWSC Oth Inc CAPX	UZ	2000000225	9/30/2012	(6.23)
53482500	AWWSC Oth Inc CAPX	UZ	2000000225	9/30/2012	(1.04)
53482500	AWWSC Oth Inc CAPX	UZ	2000000223	9/30/2012	(2.08)
53482500	AWWSC Oth Inc CAPX	UZ	2000000223	9/30/2012	(6.23)
53482500	AWWSC Oth Inc CAPX	UZ	2000000225	9/30/2012	(4.15)
53482500	AWWSC Oth Inc CAPX	UZ	2000000227	9/30/2012	(7.15)
53482500	AWWSC Oth Inc CAPX	UZ	2000000223	9/30/2012	(7.15)
53482500	AWWSC Oth Inc CAPX	UZ	2000000227	9/30/2012	(9.85)
53482500	AWWSC Oth Inc CAPX	UZ	2000000223	9/30/2012	(8.05)
53482500	AWWSC Oth Inc CAPX	UZ	2000000225	9/30/2012	(4.46)
53482500	AWWSC Oth Inc CAPX	UZ	2000000223	9/30/2012	(12.55)
53482500	AWWSC Oth Inc CAPX	UZ	2000000223	9/30/2012	(10.75)
53482600	AWWSC Inc Tax CAPX	CF	9300002567	9/30/2012	563.71
53482600	AWWSC Inc Tax CAPX	UT	9300002695	9/30/2012	(353.89)
53482600	AWWSC Inc Tax CAPX	UZ	2000000223	9/30/2012	(25.05)
53482600	AWWSC Inc Tax CAPX	UZ	2000000223	9/30/2012	(25.05)
53482600	AWWSC Inc Tax CAPX	UZ	2000000225	9/30/2012	(34.45)
53482600	AWWSC Inc Tax CAPX	UZ	2000000225	9/30/2012	(28.19)
53482600	AWWSC Inc Tax CAPX	UZ	2000000223	9/30/2012	(15.66)
53482600	AWWSC Inc Tax CAPX	UZ	2000000223	9/30/2012	(43.84)
53482600	AWWSC Inc Tax CAPX	UZ	2000000225	9/30/2012	(37.58)
54110000	Rents-Real Prop	CS	9300001776	9/30/2012	(375.00)
54110014	Rents-Real Prop TD	CS	9300001776	9/30/2012	375.00
54140000	Rents-Equip	SN	100001135	9/30/2012	(18.16)
54140000	Rents-Equip	CS	9300001624	9/30/2012	(297.39)
54140000	Rents-Equip	CS	9300001731	9/30/2012	(210.28)
54140000	Rents-Equip	CS	9300001642	9/30/2012	(320.86)
54140000	Rents-Equip	CS	9300001490	9/30/2012	(192.36)
54140000	Rents-Equip	CS	9300001671	9/30/2012	(140.44)
54140000	Rents-Equip	CS	9300001688	9/30/2012	(140.44)
54140000	Rents-Equip	CS	9300001626	9/30/2012	(269.88)
54140016	Rents-Equip AG	CS	9300001624	9/30/2012	297.39
54140016	Rents-Equip AG	CS	9300001731	9/30/2012	210.28
54140016	Rents-Equip AG	CS	9300001642	9/30/2012	320.86
54140016	Rents-Equip AG	CS	9300001490	9/30/2012	192.36
54140016	Rents-Equip AG	CS	9300001671	9/30/2012	140.44
54140016	Rents-Equip AG	CS	9300001688	9/30/2012	140.44
54140016	Rents-Equip AG	CS	9300001626	9/30/2012	269.88
55000000	Transportation (O&M)	CF	9300001412	9/30/2012	(15.95)
55000000	Transportation (O&M)	CF	9300001412	9/30/2012	15.95
55000000	Transportation (O&M)	CF	9300001413	9/30/2012	(6.21)
55000000	Transportation (O&M)	CF	9300001413	9/30/2012	6.21
55000000	Transportation (O&M)	CF	9300001414	9/30/2012	15.95
55000000	Transportation (O&M)	CF	9300001414	9/30/2012	(15.95)
55000000	Transportation (O&M)	CF	9300001415	9/30/2012	6.21
55000000	Transportation (O&M)	CF	9300001415	9/30/2012	(6.21)
55000000	Transportation (O&M)	CF	9300001526	9/30/2012	332.03
55000000	Transportation (O&M)	CF	9300001526	9/30/2012	(332.03)
55000000	Transportation (O&M)	CF	9300001527	9/30/2012	20.32
55000000	Transportation (O&M)	CF	9300001527	9/30/2012	(20.32)
55000000	Transportation (O&M)	CF	9300001528	9/30/2012	1,890.77



Kentucky American Water Company  
Case No. 2012-00520  
Response to PSC DR1, Item 31

Account	Description	Doc Type	Document Number	Posting Date	Amount
55000000	Transportation (O&M)	CF	9300001528	9/30/2012	(1,890.77)
55000000	Transportation (O&M)	CF	9300001529	9/30/2012	29.67
55000000	Transportation (O&M)	CF	9300001529	9/30/2012	(29.67)
55000000	Transportation (O&M)	CF	9300001530	9/30/2012	3.86
55000000	Transportation (O&M)	CF	9300001530	9/30/2012	(3.86)
55000000	Transportation (O&M)	CF	9300001531	9/30/2012	346.12
55000000	Transportation (O&M)	CF	9300001531	9/30/2012	(346.12)
55000000	Transportation (O&M)	CF	9300001532	9/30/2012	355.83
55000000	Transportation (O&M)	CF	9300001532	9/30/2012	(355.83)
55000000	Transportation (O&M)	CF	9300001533	9/30/2012	76.95
55000000	Transportation (O&M)	CF	9300001533	9/30/2012	(76.95)
55000000	Transportation (O&M)	CF	9300001534	9/30/2012	2,256.42
55000000	Transportation (O&M)	CF	9300001534	9/30/2012	(2,256.42)
55000000	Transportation (O&M)	CF	9300001535	9/30/2012	24.35
55000000	Transportation (O&M)	CF	9300001535	9/30/2012	(24.35)
55000000	Transportation (O&M)	CF	9300001536	9/30/2012	173.51
55000000	Transportation (O&M)	CF	9300001536	9/30/2012	(173.51)
55000000	Transportation (O&M)	CF	9300001537	9/30/2012	(1.29)
55000000	Transportation (O&M)	CF	9300001537	9/30/2012	1.29
55000000	Transportation (O&M)	CF	9300001538	9/30/2012	67.54
55000000	Transportation (O&M)	CF	9300001538	9/30/2012	(67.54)
55000000	Transportation (O&M)	CF	9300001539	9/30/2012	52.10
55000000	Transportation (O&M)	CF	9300001539	9/30/2012	(52.10)
55000000	Transportation (O&M)	CF	9300001540	9/30/2012	668.86
55000000	Transportation (O&M)	CF	9300001540	9/30/2012	(668.86)
55000000	Transportation (O&M)	CF	9300001541	9/30/2012	16.07
55000000	Transportation (O&M)	CF	9300001541	9/30/2012	(16.07)
55000000	Transportation (O&M)	CF	9300001542	9/30/2012	(6.85)
55000000	Transportation (O&M)	CF	9300001542	9/30/2012	6.85
55000000	Transportation (O&M)	CF	9300001543	9/30/2012	319.30
55000000	Transportation (O&M)	CF	9300001543	9/30/2012	(319.30)
55000000	Transportation (O&M)	CF	9300001544	9/30/2012	302.91
55000000	Transportation (O&M)	CF	9300001544	9/30/2012	(302.91)
55000000	Transportation (O&M)	CF	9300001545	9/30/2012	105.37
55000000	Transportation (O&M)	CF	9300001545	9/30/2012	(105.37)
55000000	Transportation (O&M)	CF	9300001546	9/30/2012	39.81
55000000	Transportation (O&M)	CF	9300001546	9/30/2012	(39.81)
55000000	Transportation (O&M)	CF	9300001547	9/30/2012	275.07
55000000	Transportation (O&M)	CF	9300001547	9/30/2012	(275.07)
55000000	Transportation (O&M)	CF	9300001548	9/30/2012	174.46
55000000	Transportation (O&M)	CF	9300001548	9/30/2012	(174.46)
55000000	Transportation (O&M)	CF	9300001549	9/30/2012	11.23
55000000	Transportation (O&M)	CF	9300001549	9/30/2012	(11.23)
55000000	Transportation (O&M)	CF	9300001550	9/30/2012	635.02
55000000	Transportation (O&M)	CF	9300001550	9/30/2012	(635.02)
55000000	Transportation (O&M)	CF	9300001551	9/30/2012	(1.69)
55000000	Transportation (O&M)	CF	9300001551	9/30/2012	1.69
55000000	Transportation (O&M)	CF	9300001552	9/30/2012	242.62
55000000	Transportation (O&M)	CF	9300001552	9/30/2012	(242.62)
55000000	Transportation (O&M)	CF	9300001553	9/30/2012	61.35
55000000	Transportation (O&M)	CF	9300001553	9/30/2012	(61.35)
55000000	Transportation (O&M)	CF	9300001554	9/30/2012	70.18
55000000	Transportation (O&M)	CF	9300001554	9/30/2012	(70.18)

Kentucky American Water Company  
Case No. 2012-00520  
Response to PSC DR1, Item 31

Account	Description	Doc Type	Document Number	Posting Date	Amount
55000000	Transportation (O&M)	CF	9300001555	9/30/2012	5.54
55000000	Transportation (O&M)	CF	9300001555	9/30/2012	(5.54)
55000000	Transportation (O&M)	CF	9300001556	9/30/2012	0.92
55000000	Transportation (O&M)	CF	9300001556	9/30/2012	(0.92)
55000000	Transportation (O&M)	CF	9300001557	9/30/2012	(11.04)
55000000	Transportation (O&M)	CF	9300001557	9/30/2012	11.04
55000000	Transportation (O&M)	CF	9300001558	9/30/2012	98.34
55000000	Transportation (O&M)	CF	9300001558	9/30/2012	(98.34)
55000000	Transportation (O&M)	CF	9300001559	9/30/2012	101.29
55000000	Transportation (O&M)	CF	9300001559	9/30/2012	(101.29)
55000000	Transportation (O&M)	CF	9300001560	9/30/2012	5.54
55000000	Transportation (O&M)	CF	9300001560	9/30/2012	(5.54)
55000000	Transportation (O&M)	CF	9300001561	9/30/2012	46.53
55000000	Transportation (O&M)	CF	9300001561	9/30/2012	(46.53)
55000000	Transportation (O&M)	CF	9300001562	9/30/2012	369.33
55000000	Transportation (O&M)	CF	9300001562	9/30/2012	(369.33)
55000000	Transportation (O&M)	CF	9300001563	9/30/2012	2.19
55000000	Transportation (O&M)	CF	9300001563	9/30/2012	(2.19)
55000000	Transportation (O&M)	CF	9300001564	9/30/2012	(214.83)
55000000	Transportation (O&M)	CF	9300001564	9/30/2012	214.83
55000000	Transportation (O&M)	CF	9300001565	9/30/2012	421.06
55000000	Transportation (O&M)	CF	9300001565	9/30/2012	(421.06)
55000000	Transportation (O&M)	CF	9300001566	9/30/2012	(6.67)
55000000	Transportation (O&M)	CF	9300001566	9/30/2012	6.67
55000000	Transportation (O&M)	CF	9300001567	9/30/2012	3.88
55000000	Transportation (O&M)	CF	9300001567	9/30/2012	(3.88)
55000000	Transportation (O&M)	CF	9300001568	9/30/2012	21.54
55000000	Transportation (O&M)	CF	9300001568	9/30/2012	(21.54)
55000000	Transportation (O&M)	CF	9300001569	9/30/2012	42.24
55000000	Transportation (O&M)	CF	9300001569	9/30/2012	(42.24)
55000000	Transportation (O&M)	CF	9300001570	9/30/2012	(7.33)
55000000	Transportation (O&M)	CF	9300001570	9/30/2012	7.33
55000000	Transportation (O&M)	CF	9300001571	9/30/2012	21.54
55000000	Transportation (O&M)	CF	9300001571	9/30/2012	(21.54)
55000000	Transportation (O&M)	CF	9300001572	9/30/2012	78.77
55000000	Transportation (O&M)	CF	9300001572	9/30/2012	(78.77)
55000000	Transportation (O&M)	CF	9300001573	9/30/2012	23.29
55000000	Transportation (O&M)	CF	9300001573	9/30/2012	(23.29)
55000000	Transportation (O&M)	CF	9300001574	9/30/2012	9.96
55000000	Transportation (O&M)	CF	9300001574	9/30/2012	(9.96)
55000000	Transportation (O&M)	CF	9300001575	9/30/2012	(10.77)
55000000	Transportation (O&M)	CF	9300001575	9/30/2012	10.77
55000000	Transportation (O&M)	CF	9300001576	9/30/2012	25.92
55000000	Transportation (O&M)	CF	9300001576	9/30/2012	(25.92)
55000000	Transportation (O&M)	CF	9300001577	9/30/2012	123.45
55000000	Transportation (O&M)	CF	9300001577	9/30/2012	(123.45)
55000000	Transportation (O&M)	CF	9300001578	9/30/2012	(13.18)
55000000	Transportation (O&M)	CF	9300001578	9/30/2012	13.18
55000000	Transportation (O&M)	CF	9300001579	9/30/2012	(4.39)
55000000	Transportation (O&M)	CF	9300001579	9/30/2012	4.39
55000000	Transportation (O&M)	CF	9300001580	9/30/2012	(10.37)
55000000	Transportation (O&M)	CF	9300001580	9/30/2012	10.37
55000000	Transportation (O&M)	CF	9300001581	9/30/2012	17.32

Kentucky American Water Company  
Case No. 2012-00520  
Response to PSC DR1, Item 31

Account	Description	Doc Type	Document Number	Posting Date	Amount
55000000	Transportation (O&M)	CF	9300001581	9/30/2012	(17.32)
55000000	Transportation (O&M)	CF	9300001582	9/30/2012	7.38
55000000	Transportation (O&M)	CF	9300001582	9/30/2012	(7.38)
55000000	Transportation (O&M)	CF	9300001583	9/30/2012	1.38
55000000	Transportation (O&M)	CF	9300001583	9/30/2012	(1.38)
55000000	Transportation (O&M)	CF	9300001584	9/30/2012	19.27
55000000	Transportation (O&M)	CF	9300001584	9/30/2012	(19.27)
55000000	Transportation (O&M)	CF	9300001585	9/30/2012	40.21
55000000	Transportation (O&M)	CF	9300001585	9/30/2012	(40.21)
55000000	Transportation (O&M)	CF	9300001586	9/30/2012	8.02
55000000	Transportation (O&M)	CF	9300001586	9/30/2012	(8.02)
55000000	Transportation (O&M)	CF	9300001587	9/30/2012	22.46
55000000	Transportation (O&M)	CF	9300001587	9/30/2012	(22.46)
55000000	Transportation (O&M)	CF	9300001588	9/30/2012	25.67
55000000	Transportation (O&M)	CF	9300001588	9/30/2012	(25.67)
55000000	Transportation (O&M)	CF	9300001589	9/30/2012	(142.97)
55000000	Transportation (O&M)	CF	9300001589	9/30/2012	142.97
55000000	Transportation (O&M)	CF	9300001590	9/30/2012	(12.82)
55000000	Transportation (O&M)	CF	9300001590	9/30/2012	12.82
55000000	Transportation (O&M)	CF	9300001591	9/30/2012	66.27
55000000	Transportation (O&M)	CF	9300001591	9/30/2012	(66.27)
55000000	Transportation (O&M)	CF	9300001592	9/30/2012	0.37
55000000	Transportation (O&M)	CF	9300001592	9/30/2012	(0.37)
55000000	Transportation (O&M)	CF	9300001593	9/30/2012	1.09
55000000	Transportation (O&M)	CF	9300001593	9/30/2012	(1.09)
55000000	Transportation (O&M)	CF	9300001594	9/30/2012	57.31
55000000	Transportation (O&M)	CF	9300001594	9/30/2012	(57.31)
55000000	Transportation (O&M)	CF	9300001595	9/30/2012	12.96
55000000	Transportation (O&M)	CF	9300001595	9/30/2012	(12.96)
55000000	Transportation (O&M)	CF	9300001596	9/30/2012	15.95
55000000	Transportation (O&M)	CF	9300001596	9/30/2012	(15.95)
55000000	Transportation (O&M)	CF	9300001597	9/30/2012	117.57
55000000	Transportation (O&M)	CF	9300001597	9/30/2012	(117.57)
55000000	Transportation (O&M)	CF	9300001598	9/30/2012	47.55
55000000	Transportation (O&M)	CF	9300001598	9/30/2012	(47.55)
55000000	Transportation (O&M)	CF	9300001599	9/30/2012	(23.60)
55000000	Transportation (O&M)	CF	9300001599	9/30/2012	23.60
55000000	Transportation (O&M)	CF	9300001600	9/30/2012	79.24
55000000	Transportation (O&M)	CF	9300001600	9/30/2012	(79.24)
55000000	Transportation (O&M)	CF	9300001601	9/30/2012	25.36
55000000	Transportation (O&M)	CF	9300001601	9/30/2012	(25.36)
55000000	Transportation (O&M)	CF	9300001602	9/30/2012	(4.97)
55000000	Transportation (O&M)	CF	9300001602	9/30/2012	4.97
55000000	Transportation (O&M)	CF	9300001603	9/30/2012	145.38
55000000	Transportation (O&M)	CF	9300001603	9/30/2012	(145.38)
55000000	Transportation (O&M)	CF	9300001604	9/30/2012	45.84
55000000	Transportation (O&M)	CF	9300001604	9/30/2012	(45.84)
55000000	Transportation (O&M)	CF	9300001605	9/30/2012	(17.61)
55000000	Transportation (O&M)	CF	9300001605	9/30/2012	17.61
55000000	Transportation (O&M)	CF	9300001606	9/30/2012	81.95
55000000	Transportation (O&M)	CF	9300001606	9/30/2012	(81.95)
55000000	Transportation (O&M)	CF	9300001607	9/30/2012	27.57
55000000	Transportation (O&M)	CF	9300001607	9/30/2012	(27.57)

Kentucky American Water Company  
Case No. 2012-00520  
Response to PSC DR1, Item 31

Account	Description	Doc Type	Document Number	Posting Date	Amount
55000000	Transportation (O&M)	CF	9300001608	9/30/2012	122.23
55000000	Transportation (O&M)	CF	9300001608	9/30/2012	(122.23)
55000000	Transportation (O&M)	CF	9300001609	9/30/2012	(3.13)
55000000	Transportation (O&M)	CF	9300001609	9/30/2012	3.13
55000000	Transportation (O&M)	CF	9300001610	9/30/2012	20.19
55000000	Transportation (O&M)	CF	9300001610	9/30/2012	(20.19)
55000000	Transportation (O&M)	CF	9300001611	9/30/2012	33.19
55000000	Transportation (O&M)	CF	9300001611	9/30/2012	(33.19)
55000000	Transportation (O&M)	CF	9300001612	9/30/2012	1.66
55000000	Transportation (O&M)	CF	9300001612	9/30/2012	(1.66)
55000000	Transportation (O&M)	CF	9300001613	9/30/2012	1.66
55000000	Transportation (O&M)	CF	9300001613	9/30/2012	(1.66)
55000000	Transportation (O&M)	CF	9300001614	9/30/2012	42.56
55000000	Transportation (O&M)	CF	9300001614	9/30/2012	(42.56)
55000000	Transportation (O&M)	CF	9300001620	9/30/2012	(332.03)
55000000	Transportation (O&M)	CF	9300001620	9/30/2012	332.03
55000000	Transportation (O&M)	CF	9300001622	9/30/2012	(29.67)
55000000	Transportation (O&M)	CF	9300001622	9/30/2012	29.67
55000000	Transportation (O&M)	CF	9300001623	9/30/2012	(3.86)
55000000	Transportation (O&M)	CF	9300001623	9/30/2012	3.86
55000000	Transportation (O&M)	CF	9300001625	9/30/2012	(635.02)
55000000	Transportation (O&M)	CF	9300001625	9/30/2012	635.02
55000000	Transportation (O&M)	CF	9300001627	9/30/2012	(105.37)
55000000	Transportation (O&M)	CF	9300001627	9/30/2012	105.37
55000000	Transportation (O&M)	CF	9300001629	9/30/2012	(275.07)
55000000	Transportation (O&M)	CF	9300001629	9/30/2012	275.07
55000000	Transportation (O&M)	CF	9300001631	9/30/2012	(5.54)
55000000	Transportation (O&M)	CF	9300001631	9/30/2012	5.54
55000000	Transportation (O&M)	CF	9300001632	9/30/2012	(2.19)
55000000	Transportation (O&M)	CF	9300001632	9/30/2012	2.19
55000000	Transportation (O&M)	CF	9300001634	9/30/2012	1.29
55000000	Transportation (O&M)	CF	9300001634	9/30/2012	(1.29)
55000000	Transportation (O&M)	CF	9300001636	9/30/2012	(346.12)
55000000	Transportation (O&M)	CF	9300001636	9/30/2012	346.12
55000000	Transportation (O&M)	CF	9300001639	9/30/2012	(76.95)
55000000	Transportation (O&M)	CF	9300001639	9/30/2012	76.95
55000000	Transportation (O&M)	CF	9300001641	9/30/2012	(67.54)
55000000	Transportation (O&M)	CF	9300001641	9/30/2012	67.54
55000000	Transportation (O&M)	CF	9300001643	9/30/2012	(11.23)
55000000	Transportation (O&M)	CF	9300001643	9/30/2012	11.23
55000000	Transportation (O&M)	CF	9300001645	9/30/2012	(242.62)
55000000	Transportation (O&M)	CF	9300001645	9/30/2012	242.62
55000000	Transportation (O&M)	CF	9300001648	9/30/2012	(668.86)
55000000	Transportation (O&M)	CF	9300001648	9/30/2012	668.86
55000000	Transportation (O&M)	CF	9300001651	9/30/2012	(0.92)
55000000	Transportation (O&M)	CF	9300001651	9/30/2012	0.92
55000000	Transportation (O&M)	CF	9300001652	9/30/2012	11.04
55000000	Transportation (O&M)	CF	9300001652	9/30/2012	(11.04)
55000000	Transportation (O&M)	CF	9300001654	9/30/2012	(98.34)
55000000	Transportation (O&M)	CF	9300001654	9/30/2012	98.34
55000000	Transportation (O&M)	CF	9300001656	9/30/2012	(16.07)
55000000	Transportation (O&M)	CF	9300001656	9/30/2012	16.07
55000000	Transportation (O&M)	CF	9300001659	9/30/2012	(319.30)

Kentucky American Water Company  
Case No. 2012-00520  
Response to PSC DR1, Item 31

Account	Description	Doc Type	Document Number	Posting Date	Amount
55000000	Transportation (O&M)	CF	9300001659	9/30/2012	319.30
55000000	Transportation (O&M)	CF	9300001662	9/30/2012	(174.46)
55000000	Transportation (O&M)	CF	9300001662	9/30/2012	174.46
55000000	Transportation (O&M)	CF	9300001664	9/30/2012	(355.83)
55000000	Transportation (O&M)	CF	9300001664	9/30/2012	355.83
55000000	Transportation (O&M)	CF	9300001666	9/30/2012	(52.10)
55000000	Transportation (O&M)	CF	9300001666	9/30/2012	52.10
55000000	Transportation (O&M)	CF	9300001668	9/30/2012	(101.29)
55000000	Transportation (O&M)	CF	9300001668	9/30/2012	101.29
55000000	Transportation (O&M)	CF	9300001670	9/30/2012	(369.33)
55000000	Transportation (O&M)	CF	9300001670	9/30/2012	369.33
55000000	Transportation (O&M)	CF	9300001673	9/30/2012	(1,890.77)
55000000	Transportation (O&M)	CF	9300001673	9/30/2012	1,890.77
55000000	Transportation (O&M)	CF	9300001675	9/30/2012	(302.91)
55000000	Transportation (O&M)	CF	9300001675	9/30/2012	302.91
55000000	Transportation (O&M)	CF	9300001677	9/30/2012	(70.18)
55000000	Transportation (O&M)	CF	9300001677	9/30/2012	70.18
55000000	Transportation (O&M)	CF	9300001679	9/30/2012	(5.54)
55000000	Transportation (O&M)	CF	9300001679	9/30/2012	5.54
55000000	Transportation (O&M)	CF	9300001681	9/30/2012	(46.53)
55000000	Transportation (O&M)	CF	9300001681	9/30/2012	46.53
55000000	Transportation (O&M)	CF	9300001683	9/30/2012	6.85
55000000	Transportation (O&M)	CF	9300001683	9/30/2012	(6.85)
55000000	Transportation (O&M)	CF	9300001686	9/30/2012	(24.35)
55000000	Transportation (O&M)	CF	9300001686	9/30/2012	24.35
55000000	Transportation (O&M)	CF	9300001687	9/30/2012	1.69
55000000	Transportation (O&M)	CF	9300001687	9/30/2012	(1.69)
55000000	Transportation (O&M)	CF	9300001689	9/30/2012	(39.81)
55000000	Transportation (O&M)	CF	9300001689	9/30/2012	39.81
55000000	Transportation (O&M)	CF	9300001691	9/30/2012	(20.32)
55000000	Transportation (O&M)	CF	9300001691	9/30/2012	20.32
55000000	Transportation (O&M)	CF	9300001693	9/30/2012	(2,256.42)
55000000	Transportation (O&M)	CF	9300001693	9/30/2012	2,256.42
55000000	Transportation (O&M)	CF	9300001695	9/30/2012	(173.51)
55000000	Transportation (O&M)	CF	9300001695	9/30/2012	173.51
55000000	Transportation (O&M)	CF	9300001697	9/30/2012	(61.35)
55000000	Transportation (O&M)	CF	9300001697	9/30/2012	61.35
55000000	Transportation (O&M)	CF	9300001699	9/30/2012	(214.83)
55000000	Transportation (O&M)	CF	9300001699	9/30/2012	214.83
55000000	Transportation (O&M)	CF	9300001704	9/30/2012	118.96
55000000	Transportation (O&M)	CF	9300001704	9/30/2012	(118.96)
55000000	Transportation (O&M)	CF	9300001705	9/30/2012	1.20
55000000	Transportation (O&M)	CF	9300001705	9/30/2012	(1.20)
55000000	Transportation (O&M)	CF	9300001777	9/30/2012	(118.96)
55000000	Transportation (O&M)	CF	9300001777	9/30/2012	118.96
55000000	Transportation (O&M)	CF	9300002703	9/30/2012	(55.70)
55000000	Transportation (O&M)	CF	9300002703	9/30/2012	3,817.47
55000000	Transportation (O&M)	CF	9300002703	9/30/2012	21,354.85
55000000	Transportation (O&M)	CF	9300002703	9/30/2012	2,176.94
55000000	Transportation (O&M)	CF	9300002703	9/30/2012	497.27
55000000	Transportation (O&M)	CF	9300002703	9/30/2012	42.57
55000000	Transportation (O&M)	CF	9300002703	9/30/2012	(3,817.47)
55000000	Transportation (O&M)	CF	9300002703	9/30/2012	(21,299.15)

Kentucky American Water Company  
Case No. 2012-00520  
Response to PSC DR1, Item 31

Account	Description	Doc Type	Document Number	Posting Date	Amount
55000000	Transportation (O&M)	CF	9300002703	9/30/2012	(2,176.94)
55000000	Transportation (O&M)	CF	9300002703	9/30/2012	(497.27)
55000000	Transportation (O&M)	CF	9300002703	9/30/2012	(42.57)
55000000	Transportation (O&M)	CF	9300002706	9/30/2012	(834.46)
55000000	Transportation (O&M)	CF	9300002706	9/30/2012	834.46
55000000	Transportation (O&M)	CF	9300002707	9/30/2012	(74.57)
55000000	Transportation (O&M)	CF	9300002707	9/30/2012	74.57
55000000	Transportation (O&M)	CF	9300002708	9/30/2012	(9.70)
55000000	Transportation (O&M)	CF	9300002708	9/30/2012	9.70
55000000	Transportation (O&M)	CF	9300002709	9/30/2012	(1,595.94)
55000000	Transportation (O&M)	CF	9300002709	9/30/2012	1,595.94
55000000	Transportation (O&M)	CF	9300002712	9/30/2012	(264.82)
55000000	Transportation (O&M)	CF	9300002712	9/30/2012	264.82
55000000	Transportation (O&M)	CF	9300002713	9/30/2012	(691.31)
55000000	Transportation (O&M)	CF	9300002713	9/30/2012	691.31
55000000	Transportation (O&M)	CF	9300002714	9/30/2012	(13.92)
55000000	Transportation (O&M)	CF	9300002714	9/30/2012	13.92
55000000	Transportation (O&M)	CF	9300002715	9/30/2012	(5.50)
55000000	Transportation (O&M)	CF	9300002715	9/30/2012	5.50
55000000	Transportation (O&M)	CF	9300002717	9/30/2012	3.24
55000000	Transportation (O&M)	CF	9300002717	9/30/2012	(3.24)
55000000	Transportation (O&M)	CF	9300002718	9/30/2012	(869.87)
55000000	Transportation (O&M)	CF	9300002718	9/30/2012	869.87
55000000	Transportation (O&M)	CF	9300002720	9/30/2012	(193.39)
55000000	Transportation (O&M)	CF	9300002720	9/30/2012	193.39
55000000	Transportation (O&M)	CF	9300002724	9/30/2012	(169.74)
55000000	Transportation (O&M)	CF	9300002724	9/30/2012	169.74
55000000	Transportation (O&M)	CF	9300002726	9/30/2012	(28.22)
55000000	Transportation (O&M)	CF	9300002726	9/30/2012	28.22
55000000	Transportation (O&M)	CF	9300002727	9/30/2012	(609.76)
55000000	Transportation (O&M)	CF	9300002727	9/30/2012	609.76
55000000	Transportation (O&M)	CF	9300002729	9/30/2012	(1,680.99)
55000000	Transportation (O&M)	CF	9300002729	9/30/2012	1,680.99
55000000	Transportation (O&M)	CF	9300002730	9/30/2012	(2.31)
55000000	Transportation (O&M)	CF	9300002730	9/30/2012	2.31
55000000	Transportation (O&M)	CF	9300002731	9/30/2012	27.75
55000000	Transportation (O&M)	CF	9300002731	9/30/2012	(27.75)
55000000	Transportation (O&M)	CF	9300002732	9/30/2012	(247.15)
55000000	Transportation (O&M)	CF	9300002732	9/30/2012	247.15
55000000	Transportation (O&M)	CF	9300002733	9/30/2012	(40.39)
55000000	Transportation (O&M)	CF	9300002733	9/30/2012	40.39
55000000	Transportation (O&M)	CF	9300002734	9/30/2012	(802.47)
55000000	Transportation (O&M)	CF	9300002734	9/30/2012	802.47
55000000	Transportation (O&M)	CF	9300002736	9/30/2012	(438.46)
55000000	Transportation (O&M)	CF	9300002736	9/30/2012	438.46
55000000	Transportation (O&M)	CF	9300002737	9/30/2012	(894.28)
55000000	Transportation (O&M)	CF	9300002737	9/30/2012	894.28
55000000	Transportation (O&M)	CF	9300002738	9/30/2012	(130.94)
55000000	Transportation (O&M)	CF	9300002738	9/30/2012	130.94
55000000	Transportation (O&M)	CF	9300002739	9/30/2012	(254.56)
55000000	Transportation (O&M)	CF	9300002739	9/30/2012	254.56
55000000	Transportation (O&M)	CF	9300002740	9/30/2012	(928.21)
55000000	Transportation (O&M)	CF	9300002740	9/30/2012	928.21

Kentucky American Water Company  
Case No. 2012-00520  
Response to PSC DR1, Item 31

Account	Description	Doc Type	Document Number	Posting Date	Amount
55000000	Transportation (O&M)	CF	9300002742	9/30/2012	(4,751.92)
55000000	Transportation (O&M)	CF	9300002742	9/30/2012	4,751.92
55000000	Transportation (O&M)	CF	9300002743	9/30/2012	(761.28)
55000000	Transportation (O&M)	CF	9300002743	9/30/2012	761.28
55000000	Transportation (O&M)	CF	9300002744	9/30/2012	(176.38)
55000000	Transportation (O&M)	CF	9300002744	9/30/2012	176.38
55000000	Transportation (O&M)	CF	9300002745	9/30/2012	(13.92)
55000000	Transportation (O&M)	CF	9300002745	9/30/2012	13.92
55000000	Transportation (O&M)	CF	9300002746	9/30/2012	(116.94)
55000000	Transportation (O&M)	CF	9300002746	9/30/2012	116.94
55000000	Transportation (O&M)	CF	9300002747	9/30/2012	17.22
55000000	Transportation (O&M)	CF	9300002747	9/30/2012	(17.22)
55000000	Transportation (O&M)	CF	9300002748	9/30/2012	(61.20)
55000000	Transportation (O&M)	CF	9300002748	9/30/2012	61.20
55000000	Transportation (O&M)	CF	9300002749	9/30/2012	4.25
55000000	Transportation (O&M)	CF	9300002749	9/30/2012	(4.25)
55000000	Transportation (O&M)	CF	9300002750	9/30/2012	(100.05)
55000000	Transportation (O&M)	CF	9300002750	9/30/2012	100.05
55000000	Transportation (O&M)	CF	9300002751	9/30/2012	(51.07)
55000000	Transportation (O&M)	CF	9300002751	9/30/2012	51.07
55000000	Transportation (O&M)	CF	9300002753	9/30/2012	(5,969.85)
55000000	Transportation (O&M)	CF	9300002753	9/30/2012	5,969.85
55000000	Transportation (O&M)	CF	9300002754	9/30/2012	(436.07)
55000000	Transportation (O&M)	CF	9300002754	9/30/2012	436.07
55000000	Transportation (O&M)	CF	9300002755	9/30/2012	(154.19)
55000000	Transportation (O&M)	CF	9300002755	9/30/2012	154.19
55000000	Transportation (O&M)	CF	9300002756	9/30/2012	(539.91)
55000000	Transportation (O&M)	CF	9300002756	9/30/2012	539.91
55000000	Transportation (O&M)	CF	9300002758	9/30/2012	40.09
55000000	Transportation (O&M)	CF	9300002758	9/30/2012	(40.09)
55000000	Transportation (O&M)	CF	9300002759	9/30/2012	15.61
55000000	Transportation (O&M)	CF	9300002759	9/30/2012	(15.61)
55000000	Transportation (O&M)	CS	9300001476	9/30/2012	(2,185.95)
55000000	Transportation (O&M)	CS	9300001758	9/30/2012	721.88
55000000	Transportation (O&M)	CS	9300001810	9/30/2012	43.89
55000016	Trans Oper AG	CS	9300001476	9/30/2012	2,185.95
55000016	Trans Oper AG	CS	9300001758	9/30/2012	(721.88)
55000016	Trans Oper AG	CS	9300001810	9/30/2012	(43.89)
55000100	Trans Cap Credits	UT	9300001617	9/30/2012	(421.06)
55000100	Trans Cap Credits	UT	9300001724	9/30/2012	(1.20)
55000100	Trans Cap Credits	UT	9300002704	9/30/2012	(1,061.23)
55000100	Trans Cap Credits	UZ	2000000248	9/30/2012	11.03
55000100	Trans Cap Credits	UZ	2000000248	9/30/2012	33.12
55000100	Trans Cap Credits	UZ	2000000248	9/30/2012	(310.26)
55000100	Trans Cap Credits	UZ	2000000248	9/30/2012	(65.14)
55000100	Trans Cap Credits	UZ	2000000248	9/30/2012	27.07
55000100	Trans Cap Credits	UZ	2000000248	9/30/2012	(25.03)
55000100	Trans Cap Credits	UZ	2000000248	9/30/2012	(58.53)
55000100	Trans Cap Credits	UZ	2000000248	9/30/2012	(197.97)
55000100	Trans Cap Credits	UZ	2000000248	9/30/2012	(54.13)
55000100	Trans Cap Credits	UZ	2000000248	9/30/2012	18.42
55000100	Trans Cap Credits	UZ	2000000248	9/30/2012	(106.16)
55000100	Trans Cap Credits	UZ	2000000248	9/30/2012	(54.13)

## Kentucky American Water Company

Case No. 2012-00520

Response to PSC DR1, Item 31

Account	Description	Doc Type	Document Number	Posting Date	Amount
55000100	Trans Cap Credits	UZ	2000000248	9/30/2012	(9.75)
55000100	Trans Cap Credits	UZ	2000000248	9/30/2012	16.76
55000100	Trans Cap Credits	UZ	2000000248	9/30/2012	26.06
55000100	Trans Cap Credits	UZ	2000000248	9/30/2012	(48.43)
55000100	Trans Cap Credits	UZ	2000000248	9/30/2012	(3.47)
55000100	Trans Cap Credits	UZ	2000000248	9/30/2012	(43.53)
55000100	Trans Cap Credits	UZ	2000000248	9/30/2012	(18.55)
55000100	Trans Cap Credits	UZ	2000000248	9/30/2012	(101.06)
55000100	Trans Cap Credits	CS	9300001416	9/30/2012	22.16
55000100	Trans Cap Credits	CS	9300002760	9/30/2012	55.70
55000100	Trans Cap Credits	UZ	2000000248	9/30/2012	359.31
55000100	Trans Cap Credits	UZ	2000000248	9/30/2012	(64.51)
55000100	Trans Cap Credits	UZ	2000000248	9/30/2012	(56.45)
55000100	Trans Cap Credits	UZ	2000000248	9/30/2012	(20.16)
55000100	Trans Cap Credits	UZ	2000000248	9/30/2012	(2.74)
55000100	Trans Cap Credits	UZ	2000000248	9/30/2012	(0.93)
55000100	Trans Cap Credits	UZ	2000000248	9/30/2012	(166.55)
55000100	Trans Cap Credits	UZ	2000000248	9/30/2012	32.22
55000100	Trans Cap Credits	UZ	2000000248	9/30/2012	(144.03)
55000100	Trans Cap Credits	UZ	2000000248	9/30/2012	(295.48)
55000100	Trans Cap Credits	UZ	2000000248	9/30/2012	(40.09)
55000100	Trans Cap Credits	UZ	2000000248	9/30/2012	(32.57)
55000100	Trans Cap Credits	UZ	2000000248	9/30/2012	(119.50)
55000100	Trans Cap Credits	UZ	2000000248	9/30/2012	59.31
55000100	Trans Cap Credits	UZ	2000000248	9/30/2012	(199.15)
55000100	Trans Cap Credits	UZ	2000000248	9/30/2012	(63.74)
55000100	Trans Cap Credits	UZ	2000000248	9/30/2012	(205.96)
55000100	Trans Cap Credits	UZ	2000000248	9/30/2012	44.26
55000100	Trans Cap Credits	UZ	2000000248	9/30/2012	(115.21)
55000100	Trans Cap Credits	UZ	2000000248	9/30/2012	(365.37)
55000100	Trans Cap Credits	UZ	2000000248	9/30/2012	12.49
55000100	Trans Cap Credits	UZ	2000000248	9/30/2012	(69.29)
55000100	Trans Cap Credits	UZ	2000000248	9/30/2012	(307.19)
55000100	Trans Cap Credits	UZ	2000000248	9/30/2012	(50.74)
55000100	Trans Cap Credits	UZ	2000000248	9/30/2012	7.87
55000100	Trans Cap Credits	UZ	2000000248	9/30/2012	(83.41)
55000100	Trans Cap Credits	UZ	2000000248	9/30/2012	(4.17)
55000100	Trans Cap Credits	UZ	2000000248	9/30/2012	(4.17)
55000100	Trans Cap Credits	UZ	2000000248	9/30/2012	(106.96)
55010100	Trans Lease Costs	SV	100001202	9/30/2012	5.67
55010100	Trans Lease Costs	SV	100001214	9/30/2012	1,518.90
55010200	Trans Lease Fuel	SV	100001187	9/30/2012	5,911.05
55010200	Trans Lease Fuel	SV	100001187	9/30/2012	775.13
55010200	Trans Lease Fuel	SV	100001201	9/30/2012	42,274.24
55010200	Trans Lease Fuel	SV	100001201	9/30/2012	7,830.30
55010200	Trans Lease Fuel	SV	100001201	9/30/2012	210.44
55010200	Trans Lease Fuel	SG	100001212	9/30/2012	(42,274.24)
55010200	Trans Lease Fuel	SG	100001212	9/30/2012	(7,830.30)
55010200	Trans Lease Fuel	SG	100001212	9/30/2012	(210.44)
55010200	Trans Lease Fuel	SV	100001214	9/30/2012	56,447.77
55010200	Trans Lease Fuel	SV	100001214	9/30/2012	8,988.04
55010200	Trans Lease Fuel	SV	100001214	9/30/2012	406.88
55010300	Trans Lease Maint	SV	100001183	9/30/2012	1,527.78



Kentucky American Water Company  
Case No. 2012-00520  
Response to PSC DR1, Item 31

Account	Description	Doc Type	Document Number	Posting Date	Amount
55010300	Trans Lease Maint	SV	100001201	9/30/2012	22,122.84
55010300	Trans Lease Maint	SV	100001201	9/30/2012	4,924.08
55010300	Trans Lease Maint	SV	100001201	9/30/2012	746.32
55010300	Trans Lease Maint	SG	100001212	9/30/2012	(22,122.84)
55010300	Trans Lease Maint	SG	100001212	9/30/2012	(4,924.08)
55010300	Trans Lease Maint	SG	100001212	9/30/2012	(746.32)
55010300	Trans Lease Maint	SV	100001214	9/30/2012	(13,473.25)
55010300	Trans Lease Maint	SV	100001214	9/30/2012	1,674.93
55010300	Trans Lease Maint	SV	100001214	9/30/2012	436.27
55010300	Trans Lease Maint	SV	100001216	9/30/2012	775.10
55010500	Trans Reimb EE Prsnl	CF	9300001421	9/30/2012	(190.00)
55010500	Trans Reimb EE Prsnl	CF	9300001421	9/30/2012	190.00
55010500	Trans Reimb EE Prsnl	CF	9300001433	9/30/2012	(55.50)
55010500	Trans Reimb EE Prsnl	CF	9300001433	9/30/2012	55.50
55010500	Trans Reimb EE Prsnl	CF	9300001627	9/30/2012	(55.50)
55010500	Trans Reimb EE Prsnl	CF	9300001627	9/30/2012	55.50
55110000	Ins Vehicle	SA	100001093	9/30/2012	2,949.17
55110000	Ins Vehicle	CF	9300001732	9/30/2012	(2,949.17)
55110000	Ins Vehicle	CF	9300001732	9/30/2012	2,949.17
55710000	Ins General Liabilty	SA	100001089	9/30/2012	66.42
55710000	Ins General Liabilty	SA	100001090	9/30/2012	412.95
55710000	Ins General Liabilty	SA	100001091	9/30/2012	782.78
55710000	Ins General Liabilty	SA	100001094	9/30/2012	824.99
55710000	Ins General Liabilty	SA	100001095	9/30/2012	4,510.47
55710000	Ins General Liabilty	SA	100001097	9/30/2012	17,685.20
55710000	Ins General Liabilty	SA	100001099	9/30/2012	532.99
55710000	Ins General Liabilty	SA	100001100	9/30/2012	146.85
55710000	Ins General Liabilty	SA	100001103	9/30/2012	231.37
55710000	Ins General Liabilty	SA	100001104	9/30/2012	209.59
55710000	Ins General Liabilty	SA	100001184	9/30/2012	(12,689.57)
55710000	Ins General Liabilty	CF	9300001477	9/30/2012	(1,257.12)
55710000	Ins General Liabilty	CF	9300001477	9/30/2012	1,257.12
55710000	Ins General Liabilty	CF	9300001732	9/30/2012	24,815.80
55710000	Ins General Liabilty	CF	9300001732	9/30/2012	(24,815.80)
55710000	Ins General Liabilty	CF	9300001759	9/30/2012	(587.81)
55710000	Ins General Liabilty	CF	9300001759	9/30/2012	587.81
55710000	Ins General Liabilty	CF	9300001849	9/30/2012	12,689.57
55710000	Ins General Liabilty	CF	9300001849	9/30/2012	(12,689.57)
55720000	Ins Work Comp	SA	100001096	9/30/2012	13,570.32
55720000	Ins Work Comp	CF	9300001412	9/30/2012	(14.28)
55720000	Ins Work Comp	CF	9300001412	9/30/2012	14.28
55720000	Ins Work Comp	CF	9300001413	9/30/2012	(5.56)
55720000	Ins Work Comp	CF	9300001413	9/30/2012	5.56
55720000	Ins Work Comp	CF	9300001414	9/30/2012	14.28
55720000	Ins Work Comp	CF	9300001414	9/30/2012	(14.28)
55720000	Ins Work Comp	CF	9300001415	9/30/2012	5.56
55720000	Ins Work Comp	CF	9300001415	9/30/2012	(5.56)
55720000	Ins Work Comp	CF	9300001526	9/30/2012	297.17
55720000	Ins Work Comp	CF	9300001526	9/30/2012	(297.17)
55720000	Ins Work Comp	CF	9300001527	9/30/2012	18.19
55720000	Ins Work Comp	CF	9300001527	9/30/2012	(18.19)
55720000	Ins Work Comp	CF	9300001528	9/30/2012	1,692.24
55720000	Ins Work Comp	CF	9300001528	9/30/2012	(1,692.24)

## Kentucky American Water Company

Case No. 2012-00520

Response to PSC DR1, Item 31

Account	Description	Doc Type	Document Number	Posting Date	Amount
55720000	Ins Work Comp	CF	9300001529	9/30/2012	26.55
55720000	Ins Work Comp	CF	9300001529	9/30/2012	(26.55)
55720000	Ins Work Comp	CF	9300001530	9/30/2012	3.45
55720000	Ins Work Comp	CF	9300001530	9/30/2012	(3.45)
55720000	Ins Work Comp	CF	9300001531	9/30/2012	309.78
55720000	Ins Work Comp	CF	9300001531	9/30/2012	(309.78)
55720000	Ins Work Comp	CF	9300001532	9/30/2012	318.47
55720000	Ins Work Comp	CF	9300001532	9/30/2012	(318.47)
55720000	Ins Work Comp	CF	9300001533	9/30/2012	68.87
55720000	Ins Work Comp	CF	9300001533	9/30/2012	(68.87)
55720000	Ins Work Comp	CF	9300001534	9/30/2012	2,019.50
55720000	Ins Work Comp	CF	9300001534	9/30/2012	(2,019.50)
55720000	Ins Work Comp	CF	9300001535	9/30/2012	21.79
55720000	Ins Work Comp	CF	9300001535	9/30/2012	(21.79)
55720000	Ins Work Comp	CF	9300001536	9/30/2012	155.29
55720000	Ins Work Comp	CF	9300001536	9/30/2012	(155.29)
55720000	Ins Work Comp	CF	9300001537	9/30/2012	(1.15)
55720000	Ins Work Comp	CF	9300001537	9/30/2012	1.15
55720000	Ins Work Comp	CF	9300001538	9/30/2012	60.44
55720000	Ins Work Comp	CF	9300001538	9/30/2012	(60.44)
55720000	Ins Work Comp	CF	9300001539	9/30/2012	46.63
55720000	Ins Work Comp	CF	9300001539	9/30/2012	(46.63)
55720000	Ins Work Comp	CF	9300001540	9/30/2012	598.63
55720000	Ins Work Comp	CF	9300001540	9/30/2012	(598.63)
55720000	Ins Work Comp	CF	9300001541	9/30/2012	14.38
55720000	Ins Work Comp	CF	9300001541	9/30/2012	(14.38)
55720000	Ins Work Comp	CF	9300001542	9/30/2012	(6.13)
55720000	Ins Work Comp	CF	9300001542	9/30/2012	6.13
55720000	Ins Work Comp	CF	9300001543	9/30/2012	285.77
55720000	Ins Work Comp	CF	9300001543	9/30/2012	(285.77)
55720000	Ins Work Comp	CF	9300001544	9/30/2012	271.11
55720000	Ins Work Comp	CF	9300001544	9/30/2012	(271.11)
55720000	Ins Work Comp	CF	9300001545	9/30/2012	94.31
55720000	Ins Work Comp	CF	9300001545	9/30/2012	(94.31)
55720000	Ins Work Comp	CF	9300001546	9/30/2012	35.63
55720000	Ins Work Comp	CF	9300001546	9/30/2012	(35.63)
55720000	Ins Work Comp	CF	9300001547	9/30/2012	246.18
55720000	Ins Work Comp	CF	9300001547	9/30/2012	(246.18)
55720000	Ins Work Comp	CF	9300001548	9/30/2012	156.14
55720000	Ins Work Comp	CF	9300001548	9/30/2012	(156.14)
55720000	Ins Work Comp	CF	9300001549	9/30/2012	10.05
55720000	Ins Work Comp	CF	9300001549	9/30/2012	(10.05)
55720000	Ins Work Comp	CF	9300001550	9/30/2012	568.34
55720000	Ins Work Comp	CF	9300001550	9/30/2012	(568.34)
55720000	Ins Work Comp	CF	9300001551	9/30/2012	(1.51)
55720000	Ins Work Comp	CF	9300001551	9/30/2012	1.51
55720000	Ins Work Comp	CF	9300001552	9/30/2012	217.14
55720000	Ins Work Comp	CF	9300001552	9/30/2012	(217.14)
55720000	Ins Work Comp	CF	9300001553	9/30/2012	54.90
55720000	Ins Work Comp	CF	9300001553	9/30/2012	(54.90)
55720000	Ins Work Comp	CF	9300001554	9/30/2012	62.81
55720000	Ins Work Comp	CF	9300001554	9/30/2012	(62.81)
55720000	Ins Work Comp	CF	9300001555	9/30/2012	4.96

## Kentucky American Water Company

Case No. 2012-00520

Response to PSC DR1, Item 31

Account	Description	Doc Type	Document Number	Posting Date	Amount
55720000	Ins Work Comp	CF	9300001555	9/30/2012	(4.96)
55720000	Ins Work Comp	CF	9300001556	9/30/2012	0.83
55720000	Ins Work Comp	CF	9300001556	9/30/2012	(0.83)
55720000	Ins Work Comp	CF	9300001557	9/30/2012	(9.88)
55720000	Ins Work Comp	CF	9300001557	9/30/2012	9.88
55720000	Ins Work Comp	CF	9300001558	9/30/2012	88.02
55720000	Ins Work Comp	CF	9300001558	9/30/2012	(88.02)
55720000	Ins Work Comp	CF	9300001559	9/30/2012	90.66
55720000	Ins Work Comp	CF	9300001559	9/30/2012	(90.66)
55720000	Ins Work Comp	CF	9300001560	9/30/2012	4.96
55720000	Ins Work Comp	CF	9300001560	9/30/2012	(4.96)
55720000	Ins Work Comp	CF	9300001561	9/30/2012	41.64
55720000	Ins Work Comp	CF	9300001561	9/30/2012	(41.64)
55720000	Ins Work Comp	CF	9300001562	9/30/2012	330.55
55720000	Ins Work Comp	CF	9300001562	9/30/2012	(330.55)
55720000	Ins Work Comp	CF	9300001563	9/30/2012	1.96
55720000	Ins Work Comp	CF	9300001563	9/30/2012	(1.96)
55720000	Ins Work Comp	CF	9300001564	9/30/2012	192.27
55720000	Ins Work Comp	CF	9300001564	9/30/2012	(192.27)
55720000	Ins Work Comp	CF	9300001565	9/30/2012	376.85
55720000	Ins Work Comp	CF	9300001565	9/30/2012	(376.85)
55720000	Ins Work Comp	CF	9300001566	9/30/2012	(5.97)
55720000	Ins Work Comp	CF	9300001566	9/30/2012	5.97
55720000	Ins Work Comp	CF	9300001567	9/30/2012	3.47
55720000	Ins Work Comp	CF	9300001567	9/30/2012	(3.47)
55720000	Ins Work Comp	CF	9300001568	9/30/2012	19.28
55720000	Ins Work Comp	CF	9300001568	9/30/2012	(19.28)
55720000	Ins Work Comp	CF	9300001569	9/30/2012	37.80
55720000	Ins Work Comp	CF	9300001569	9/30/2012	(37.80)
55720000	Ins Work Comp	CF	9300001570	9/30/2012	(6.56)
55720000	Ins Work Comp	CF	9300001570	9/30/2012	6.56
55720000	Ins Work Comp	CF	9300001571	9/30/2012	19.28
55720000	Ins Work Comp	CF	9300001571	9/30/2012	(19.28)
55720000	Ins Work Comp	CF	9300001572	9/30/2012	70.50
55720000	Ins Work Comp	CF	9300001572	9/30/2012	(70.50)
55720000	Ins Work Comp	CF	9300001573	9/30/2012	20.84
55720000	Ins Work Comp	CF	9300001573	9/30/2012	(20.84)
55720000	Ins Work Comp	CF	9300001574	9/30/2012	8.92
55720000	Ins Work Comp	CF	9300001574	9/30/2012	(8.92)
55720000	Ins Work Comp	CF	9300001575	9/30/2012	(9.64)
55720000	Ins Work Comp	CF	9300001575	9/30/2012	9.64
55720000	Ins Work Comp	CF	9300001576	9/30/2012	23.20
55720000	Ins Work Comp	CF	9300001576	9/30/2012	(23.20)
55720000	Ins Work Comp	CF	9300001577	9/30/2012	110.49
55720000	Ins Work Comp	CF	9300001577	9/30/2012	(110.49)
55720000	Ins Work Comp	CF	9300001578	9/30/2012	(11.79)
55720000	Ins Work Comp	CF	9300001578	9/30/2012	11.79
55720000	Ins Work Comp	CF	9300001579	9/30/2012	(3.93)
55720000	Ins Work Comp	CF	9300001579	9/30/2012	3.93
55720000	Ins Work Comp	CF	9300001580	9/30/2012	(9.28)
55720000	Ins Work Comp	CF	9300001580	9/30/2012	9.28
55720000	Ins Work Comp	CF	9300001581	9/30/2012	15.50
55720000	Ins Work Comp	CF	9300001581	9/30/2012	(15.50)

## Kentucky American Water Company

Case No. 2012-00520

Response to PSC DR1, Item 31

Account	Description	Doc Type	Document Number	Posting Date	Amount
55720000	Ins Work Comp	CF	9300001582	9/30/2012	6.61
55720000	Ins Work Comp	CF	9300001582	9/30/2012	(6.61)
55720000	Ins Work Comp	CF	9300001583	9/30/2012	1.24
55720000	Ins Work Comp	CF	9300001583	9/30/2012	(1.24)
55720000	Ins Work Comp	CF	9300001584	9/30/2012	17.25
55720000	Ins Work Comp	CF	9300001584	9/30/2012	(17.25)
55720000	Ins Work Comp	CF	9300001585	9/30/2012	35.99
55720000	Ins Work Comp	CF	9300001585	9/30/2012	(35.99)
55720000	Ins Work Comp	CF	9300001586	9/30/2012	7.18
55720000	Ins Work Comp	CF	9300001586	9/30/2012	(7.18)
55720000	Ins Work Comp	CF	9300001587	9/30/2012	20.10
55720000	Ins Work Comp	CF	9300001587	9/30/2012	(20.10)
55720000	Ins Work Comp	CF	9300001588	9/30/2012	22.98
55720000	Ins Work Comp	CF	9300001588	9/30/2012	(22.98)
55720000	Ins Work Comp	CF	9300001589	9/30/2012	(127.96)
55720000	Ins Work Comp	CF	9300001589	9/30/2012	127.96
55720000	Ins Work Comp	CF	9300001590	9/30/2012	(11.48)
55720000	Ins Work Comp	CF	9300001590	9/30/2012	11.48
55720000	Ins Work Comp	CF	9300001591	9/30/2012	59.31
55720000	Ins Work Comp	CF	9300001591	9/30/2012	(59.31)
55720000	Ins Work Comp	CF	9300001592	9/30/2012	0.33
55720000	Ins Work Comp	CF	9300001592	9/30/2012	(0.33)
55720000	Ins Work Comp	CF	9300001593	9/30/2012	0.98
55720000	Ins Work Comp	CF	9300001593	9/30/2012	(0.98)
55720000	Ins Work Comp	CF	9300001594	9/30/2012	51.29
55720000	Ins Work Comp	CF	9300001594	9/30/2012	(51.29)
55720000	Ins Work Comp	CF	9300001595	9/30/2012	11.60
55720000	Ins Work Comp	CF	9300001595	9/30/2012	(11.60)
55720000	Ins Work Comp	CF	9300001596	9/30/2012	14.27
55720000	Ins Work Comp	CF	9300001596	9/30/2012	(14.27)
55720000	Ins Work Comp	CF	9300001597	9/30/2012	105.22
55720000	Ins Work Comp	CF	9300001597	9/30/2012	(105.22)
55720000	Ins Work Comp	CF	9300001598	9/30/2012	42.56
55720000	Ins Work Comp	CF	9300001598	9/30/2012	(42.56)
55720000	Ins Work Comp	CF	9300001599	9/30/2012	(21.13)
55720000	Ins Work Comp	CF	9300001599	9/30/2012	21.13
55720000	Ins Work Comp	CF	9300001600	9/30/2012	70.92
55720000	Ins Work Comp	CF	9300001600	9/30/2012	(70.92)
55720000	Ins Work Comp	CF	9300001601	9/30/2012	22.70
55720000	Ins Work Comp	CF	9300001601	9/30/2012	(22.70)
55720000	Ins Work Comp	CF	9300001602	9/30/2012	(4.45)
55720000	Ins Work Comp	CF	9300001602	9/30/2012	4.45
55720000	Ins Work Comp	CF	9300001603	9/30/2012	130.12
55720000	Ins Work Comp	CF	9300001603	9/30/2012	(130.12)
55720000	Ins Work Comp	CF	9300001604	9/30/2012	41.03
55720000	Ins Work Comp	CF	9300001604	9/30/2012	(41.03)
55720000	Ins Work Comp	CF	9300001605	9/30/2012	(15.77)
55720000	Ins Work Comp	CF	9300001605	9/30/2012	15.77
55720000	Ins Work Comp	CF	9300001606	9/30/2012	73.35
55720000	Ins Work Comp	CF	9300001606	9/30/2012	(73.35)
55720000	Ins Work Comp	CF	9300001607	9/30/2012	24.67
55720000	Ins Work Comp	CF	9300001607	9/30/2012	(24.67)
55720000	Ins Work Comp	CF	9300001608	9/30/2012	109.39

## Kentucky American Water Company

Case No. 2012-00520

Response to PSC DR1, Item 31

Account	Description	Doc Type	Document Number	Posting Date	Amount
55720000	Ins Work Comp	CF	9300001608	9/30/2012	(109.39)
55720000	Ins Work Comp	CF	9300001609	9/30/2012	(2.80)
55720000	Ins Work Comp	CF	9300001609	9/30/2012	2.80
55720000	Ins Work Comp	CF	9300001610	9/30/2012	18.07
55720000	Ins Work Comp	CF	9300001610	9/30/2012	(18.07)
55720000	Ins Work Comp	CF	9300001611	9/30/2012	29.71
55720000	Ins Work Comp	CF	9300001611	9/30/2012	(29.71)
55720000	Ins Work Comp	CF	9300001612	9/30/2012	1.49
55720000	Ins Work Comp	CF	9300001612	9/30/2012	(1.49)
55720000	Ins Work Comp	CF	9300001613	9/30/2012	1.49
55720000	Ins Work Comp	CF	9300001613	9/30/2012	(1.49)
55720000	Ins Work Comp	CF	9300001614	9/30/2012	38.09
55720000	Ins Work Comp	CF	9300001614	9/30/2012	(38.09)
55720000	Ins Work Comp	CF	9300001620	9/30/2012	(297.17)
55720000	Ins Work Comp	CF	9300001620	9/30/2012	297.17
55720000	Ins Work Comp	CF	9300001622	9/30/2012	(26.55)
55720000	Ins Work Comp	CF	9300001622	9/30/2012	26.55
55720000	Ins Work Comp	CF	9300001623	9/30/2012	(3.45)
55720000	Ins Work Comp	CF	9300001623	9/30/2012	3.45
55720000	Ins Work Comp	CF	9300001625	9/30/2012	(568.34)
55720000	Ins Work Comp	CF	9300001625	9/30/2012	568.34
55720000	Ins Work Comp	CF	9300001627	9/30/2012	(94.31)
55720000	Ins Work Comp	CF	9300001627	9/30/2012	94.31
55720000	Ins Work Comp	CF	9300001629	9/30/2012	(246.18)
55720000	Ins Work Comp	CF	9300001629	9/30/2012	246.18
55720000	Ins Work Comp	CF	9300001631	9/30/2012	(4.96)
55720000	Ins Work Comp	CF	9300001631	9/30/2012	4.96
55720000	Ins Work Comp	CF	9300001632	9/30/2012	(1.96)
55720000	Ins Work Comp	CF	9300001632	9/30/2012	1.96
55720000	Ins Work Comp	CF	9300001634	9/30/2012	1.15
55720000	Ins Work Comp	CF	9300001634	9/30/2012	(1.15)
55720000	Ins Work Comp	CF	9300001636	9/30/2012	(309.78)
55720000	Ins Work Comp	CF	9300001636	9/30/2012	309.78
55720000	Ins Work Comp	CF	9300001639	9/30/2012	(68.87)
55720000	Ins Work Comp	CF	9300001639	9/30/2012	68.87
55720000	Ins Work Comp	CF	9300001641	9/30/2012	(60.44)
55720000	Ins Work Comp	CF	9300001641	9/30/2012	60.44
55720000	Ins Work Comp	CF	9300001643	9/30/2012	(10.05)
55720000	Ins Work Comp	CF	9300001643	9/30/2012	10.05
55720000	Ins Work Comp	CF	9300001645	9/30/2012	(217.14)
55720000	Ins Work Comp	CF	9300001645	9/30/2012	217.14
55720000	Ins Work Comp	CF	9300001648	9/30/2012	(598.63)
55720000	Ins Work Comp	CF	9300001648	9/30/2012	598.63
55720000	Ins Work Comp	CF	9300001651	9/30/2012	(0.83)
55720000	Ins Work Comp	CF	9300001651	9/30/2012	0.83
55720000	Ins Work Comp	CF	9300001652	9/30/2012	9.88
55720000	Ins Work Comp	CF	9300001652	9/30/2012	(9.88)
55720000	Ins Work Comp	CF	9300001654	9/30/2012	(88.02)
55720000	Ins Work Comp	CF	9300001654	9/30/2012	88.02
55720000	Ins Work Comp	CF	9300001656	9/30/2012	(14.38)
55720000	Ins Work Comp	CF	9300001656	9/30/2012	14.38
55720000	Ins Work Comp	CF	9300001659	9/30/2012	(285.77)
55720000	Ins Work Comp	CF	9300001659	9/30/2012	285.77

## Kentucky American Water Company

Case No. 2012-00520

Response to PSC DR1, Item 31

Account	Description	Doc Type	Document Number	Posting Date	Amount
55720000	Ins Work Comp	CF	9300001662	9/30/2012	(156.14)
55720000	Ins Work Comp	CF	9300001662	9/30/2012	156.14
55720000	Ins Work Comp	CF	9300001664	9/30/2012	(318.47)
55720000	Ins Work Comp	CF	9300001664	9/30/2012	318.47
55720000	Ins Work Comp	CF	9300001666	9/30/2012	(46.63)
55720000	Ins Work Comp	CF	9300001666	9/30/2012	46.63
55720000	Ins Work Comp	CF	9300001668	9/30/2012	(90.66)
55720000	Ins Work Comp	CF	9300001668	9/30/2012	90.66
55720000	Ins Work Comp	CF	9300001670	9/30/2012	(330.55)
55720000	Ins Work Comp	CF	9300001670	9/30/2012	330.55
55720000	Ins Work Comp	CF	9300001673	9/30/2012	(1,692.24)
55720000	Ins Work Comp	CF	9300001673	9/30/2012	1,692.24
55720000	Ins Work Comp	CF	9300001675	9/30/2012	(271.11)
55720000	Ins Work Comp	CF	9300001675	9/30/2012	271.11
55720000	Ins Work Comp	CF	9300001677	9/30/2012	(62.81)
55720000	Ins Work Comp	CF	9300001677	9/30/2012	62.81
55720000	Ins Work Comp	CF	9300001679	9/30/2012	(4.96)
55720000	Ins Work Comp	CF	9300001679	9/30/2012	4.96
55720000	Ins Work Comp	CF	9300001681	9/30/2012	(41.64)
55720000	Ins Work Comp	CF	9300001681	9/30/2012	41.64
55720000	Ins Work Comp	CF	9300001683	9/30/2012	6.13
55720000	Ins Work Comp	CF	9300001683	9/30/2012	(6.13)
55720000	Ins Work Comp	CF	9300001686	9/30/2012	(21.79)
55720000	Ins Work Comp	CF	9300001686	9/30/2012	21.79
55720000	Ins Work Comp	CF	9300001687	9/30/2012	1.51
55720000	Ins Work Comp	CF	9300001687	9/30/2012	(1.51)
55720000	Ins Work Comp	CF	9300001689	9/30/2012	(35.63)
55720000	Ins Work Comp	CF	9300001689	9/30/2012	35.63
55720000	Ins Work Comp	CF	9300001691	9/30/2012	(18.19)
55720000	Ins Work Comp	CF	9300001691	9/30/2012	18.19
55720000	Ins Work Comp	CF	9300001693	9/30/2012	(2,019.50)
55720000	Ins Work Comp	CF	9300001693	9/30/2012	2,019.50
55720000	Ins Work Comp	CF	9300001695	9/30/2012	(155.29)
55720000	Ins Work Comp	CF	9300001695	9/30/2012	155.29
55720000	Ins Work Comp	CF	9300001697	9/30/2012	(54.90)
55720000	Ins Work Comp	CF	9300001697	9/30/2012	54.90
55720000	Ins Work Comp	CF	9300001699	9/30/2012	(192.27)
55720000	Ins Work Comp	CF	9300001699	9/30/2012	192.27
55720000	Ins Work Comp	CF	9300001704	9/30/2012	106.47
55720000	Ins Work Comp	CF	9300001704	9/30/2012	(106.47)
55720000	Ins Work Comp	CF	9300001705	9/30/2012	1.07
55720000	Ins Work Comp	CF	9300001705	9/30/2012	(1.07)
55720000	Ins Work Comp	CF	9300001777	9/30/2012	(106.47)
55720000	Ins Work Comp	CF	9300001777	9/30/2012	106.47
55720000	Ins Work Comp	CF	9300002703	9/30/2012	(7.32)
55720000	Ins Work Comp	CF	9300002703	9/30/2012	501.77
55720000	Ins Work Comp	CF	9300002703	9/30/2012	2,806.83
55720000	Ins Work Comp	CF	9300002703	9/30/2012	286.15
55720000	Ins Work Comp	CF	9300002703	9/30/2012	65.36
55720000	Ins Work Comp	CF	9300002703	9/30/2012	5.59
55720000	Ins Work Comp	CF	9300002703	9/30/2012	(501.77)
55720000	Ins Work Comp	CF	9300002703	9/30/2012	(2,799.51)
55720000	Ins Work Comp	CF	9300002703	9/30/2012	(286.15)

## Kentucky American Water Company

Case No. 2012-00520

Response to PSC DR1, Item 31

Account	Description	Doc Type	Document Number	Posting Date	Amount
55720000	Ins Work Comp	CF	9300002703	9/30/2012	(65.36)
55720000	Ins Work Comp	CF	9300002703	9/30/2012	(5.59)
55720000	Ins Work Comp	CF	9300002706	9/30/2012	(109.68)
55720000	Ins Work Comp	CF	9300002706	9/30/2012	109.68
55720000	Ins Work Comp	CF	9300002707	9/30/2012	(9.80)
55720000	Ins Work Comp	CF	9300002707	9/30/2012	9.80
55720000	Ins Work Comp	CF	9300002708	9/30/2012	(1.27)
55720000	Ins Work Comp	CF	9300002708	9/30/2012	1.27
55720000	Ins Work Comp	CF	9300002709	9/30/2012	(209.77)
55720000	Ins Work Comp	CF	9300002709	9/30/2012	209.77
55720000	Ins Work Comp	CF	9300002712	9/30/2012	(34.81)
55720000	Ins Work Comp	CF	9300002712	9/30/2012	34.81
55720000	Ins Work Comp	CF	9300002713	9/30/2012	(90.86)
55720000	Ins Work Comp	CF	9300002713	9/30/2012	90.86
55720000	Ins Work Comp	CF	9300002714	9/30/2012	(1.83)
55720000	Ins Work Comp	CF	9300002714	9/30/2012	1.83
55720000	Ins Work Comp	CF	9300002715	9/30/2012	(0.72)
55720000	Ins Work Comp	CF	9300002715	9/30/2012	0.72
55720000	Ins Work Comp	CF	9300002717	9/30/2012	0.42
55720000	Ins Work Comp	CF	9300002717	9/30/2012	(0.42)
55720000	Ins Work Comp	CF	9300002718	9/30/2012	(114.34)
55720000	Ins Work Comp	CF	9300002718	9/30/2012	114.34
55720000	Ins Work Comp	CF	9300002720	9/30/2012	(25.42)
55720000	Ins Work Comp	CF	9300002720	9/30/2012	25.42
55720000	Ins Work Comp	CF	9300002724	9/30/2012	(22.31)
55720000	Ins Work Comp	CF	9300002724	9/30/2012	22.31
55720000	Ins Work Comp	CF	9300002726	9/30/2012	(3.71)
55720000	Ins Work Comp	CF	9300002726	9/30/2012	3.71
55720000	Ins Work Comp	CF	9300002727	9/30/2012	(80.14)
55720000	Ins Work Comp	CF	9300002727	9/30/2012	80.14
55720000	Ins Work Comp	CF	9300002729	9/30/2012	(220.95)
55720000	Ins Work Comp	CF	9300002729	9/30/2012	220.95
55720000	Ins Work Comp	CF	9300002730	9/30/2012	(0.31)
55720000	Ins Work Comp	CF	9300002730	9/30/2012	0.31
55720000	Ins Work Comp	CF	9300002731	9/30/2012	3.65
55720000	Ins Work Comp	CF	9300002731	9/30/2012	(3.65)
55720000	Ins Work Comp	CF	9300002732	9/30/2012	(32.49)
55720000	Ins Work Comp	CF	9300002732	9/30/2012	32.49
55720000	Ins Work Comp	CF	9300002733	9/30/2012	(5.31)
55720000	Ins Work Comp	CF	9300002733	9/30/2012	5.31
55720000	Ins Work Comp	CF	9300002734	9/30/2012	(105.47)
55720000	Ins Work Comp	CF	9300002734	9/30/2012	105.47
55720000	Ins Work Comp	CF	9300002736	9/30/2012	(57.63)
55720000	Ins Work Comp	CF	9300002736	9/30/2012	57.63
55720000	Ins Work Comp	CF	9300002737	9/30/2012	(117.54)
55720000	Ins Work Comp	CF	9300002737	9/30/2012	117.54
55720000	Ins Work Comp	CF	9300002738	9/30/2012	(17.21)
55720000	Ins Work Comp	CF	9300002738	9/30/2012	17.21
55720000	Ins Work Comp	CF	9300002739	9/30/2012	(33.46)
55720000	Ins Work Comp	CF	9300002739	9/30/2012	33.46
55720000	Ins Work Comp	CF	9300002740	9/30/2012	(122.00)
55720000	Ins Work Comp	CF	9300002740	9/30/2012	122.00
55720000	Ins Work Comp	CF	9300002742	9/30/2012	(624.58)

## Kentucky American Water Company

Case No. 2012-00520

Response to PSC DR1, Item 31

Account	Description	Doc Type	Document Number	Posting Date	Amount
55720000	Ins Work Comp	CF	9300002742	9/30/2012	624.58
55720000	Ins Work Comp	CF	9300002743	9/30/2012	(100.06)
55720000	Ins Work Comp	CF	9300002743	9/30/2012	100.06
55720000	Ins Work Comp	CF	9300002744	9/30/2012	(23.18)
55720000	Ins Work Comp	CF	9300002744	9/30/2012	23.18
55720000	Ins Work Comp	CF	9300002745	9/30/2012	(1.83)
55720000	Ins Work Comp	CF	9300002745	9/30/2012	1.83
55720000	Ins Work Comp	CF	9300002746	9/30/2012	(15.37)
55720000	Ins Work Comp	CF	9300002746	9/30/2012	15.37
55720000	Ins Work Comp	CF	9300002747	9/30/2012	2.26
55720000	Ins Work Comp	CF	9300002747	9/30/2012	(2.26)
55720000	Ins Work Comp	CF	9300002748	9/30/2012	(8.04)
55720000	Ins Work Comp	CF	9300002748	9/30/2012	8.04
55720000	Ins Work Comp	CF	9300002749	9/30/2012	0.56
55720000	Ins Work Comp	CF	9300002749	9/30/2012	(0.56)
55720000	Ins Work Comp	CF	9300002750	9/30/2012	(13.15)
55720000	Ins Work Comp	CF	9300002750	9/30/2012	13.15
55720000	Ins Work Comp	CF	9300002751	9/30/2012	(6.71)
55720000	Ins Work Comp	CF	9300002751	9/30/2012	6.71
55720000	Ins Work Comp	CF	9300002753	9/30/2012	(784.67)
55720000	Ins Work Comp	CF	9300002753	9/30/2012	784.67
55720000	Ins Work Comp	CF	9300002754	9/30/2012	(57.32)
55720000	Ins Work Comp	CF	9300002754	9/30/2012	57.32
55720000	Ins Work Comp	CF	9300002755	9/30/2012	(20.26)
55720000	Ins Work Comp	CF	9300002755	9/30/2012	20.26
55720000	Ins Work Comp	CF	9300002756	9/30/2012	(70.96)
55720000	Ins Work Comp	CF	9300002756	9/30/2012	70.96
55720000	Ins Work Comp	CF	9300002758	9/30/2012	5.27
55720000	Ins Work Comp	CF	9300002758	9/30/2012	(5.27)
55720000	Ins Work Comp	CF	9300002759	9/30/2012	2.05
55720000	Ins Work Comp	CF	9300002759	9/30/2012	(2.05)
55720100	Ins W/C Cap Credits	UT	9300001617	9/30/2012	(376.85)
55720100	Ins W/C Cap Credits	UT	9300001724	9/30/2012	(1.07)
55720100	Ins W/C Cap Credits	UT	9300002704	9/30/2012	(139.49)
55720100	Ins W/C Cap Credits	UZ	2000000248	9/30/2012	1.45
55720100	Ins W/C Cap Credits	UZ	2000000248	9/30/2012	4.35
55720100	Ins W/C Cap Credits	UZ	2000000248	9/30/2012	(40.78)
55720100	Ins W/C Cap Credits	UZ	2000000248	9/30/2012	(8.56)
55720100	Ins W/C Cap Credits	UZ	2000000248	9/30/2012	3.56
55720100	Ins W/C Cap Credits	UZ	2000000248	9/30/2012	(3.29)
55720100	Ins W/C Cap Credits	UZ	2000000248	9/30/2012	(7.69)
55720100	Ins W/C Cap Credits	UZ	2000000248	9/30/2012	(26.02)
55720100	Ins W/C Cap Credits	UZ	2000000248	9/30/2012	(7.12)
55720100	Ins W/C Cap Credits	UZ	2000000248	9/30/2012	2.42
55720100	Ins W/C Cap Credits	UZ	2000000248	9/30/2012	(13.95)
55720100	Ins W/C Cap Credits	UZ	2000000248	9/30/2012	(7.12)
55720100	Ins W/C Cap Credits	UZ	2000000248	9/30/2012	(1.28)
55720100	Ins W/C Cap Credits	UZ	2000000248	9/30/2012	2.20
55720100	Ins W/C Cap Credits	UZ	2000000248	9/30/2012	3.43
55720100	Ins W/C Cap Credits	UZ	2000000248	9/30/2012	(0.46)
55720100	Ins W/C Cap Credits	UZ	2000000248	9/30/2012	(6.37)
55720100	Ins W/C Cap Credits	UZ	2000000248	9/30/2012	(5.72)
55720100	Ins W/C Cap Credits	UZ	2000000248	9/30/2012	(2.44)



## Kentucky American Water Company

Case No. 2012-00520

Response to PSC DR1, Item 31

Account	Description	Doc Type	Document Number	Posting Date	Amount
55720100	Ins W/C Cap Credits	UZ	2000000248	9/30/2012	(13.28)
55720100	Ins W/C Cap Credits	CS	9300001416	9/30/2012	19.84
55720100	Ins W/C Cap Credits	CS	9300002760	9/30/2012	7.32
55720100	Ins W/C Cap Credits	UZ	2000000248	9/30/2012	47.23
55720100	Ins W/C Cap Credits	UZ	2000000248	9/30/2012	(8.48)
55720100	Ins W/C Cap Credits	UZ	2000000248	9/30/2012	(7.42)
55720100	Ins W/C Cap Credits	UZ	2000000248	9/30/2012	(2.65)
55720100	Ins W/C Cap Credits	UZ	2000000248	9/30/2012	(0.36)
55720100	Ins W/C Cap Credits	UZ	2000000248	9/30/2012	(0.12)
55720100	Ins W/C Cap Credits	UZ	2000000248	9/30/2012	(21.89)
55720100	Ins W/C Cap Credits	UZ	2000000248	9/30/2012	4.24
55720100	Ins W/C Cap Credits	UZ	2000000248	9/30/2012	(18.93)
55720100	Ins W/C Cap Credits	UZ	2000000248	9/30/2012	(38.84)
55720100	Ins W/C Cap Credits	UZ	2000000248	9/30/2012	(5.27)
55720100	Ins W/C Cap Credits	UZ	2000000248	9/30/2012	(4.28)
55720100	Ins W/C Cap Credits	UZ	2000000248	9/30/2012	(15.71)
55720100	Ins W/C Cap Credits	UZ	2000000248	9/30/2012	7.80
55720100	Ins W/C Cap Credits	UZ	2000000248	9/30/2012	(26.18)
55720100	Ins W/C Cap Credits	UZ	2000000248	9/30/2012	(8.38)
55720100	Ins W/C Cap Credits	UZ	2000000248	9/30/2012	(27.07)
55720100	Ins W/C Cap Credits	UZ	2000000248	9/30/2012	5.82
55720100	Ins W/C Cap Credits	UZ	2000000248	9/30/2012	(15.14)
55720100	Ins W/C Cap Credits	UZ	2000000248	9/30/2012	(48.03)
55720100	Ins W/C Cap Credits	UZ	2000000248	9/30/2012	1.64
55720100	Ins W/C Cap Credits	UZ	2000000248	9/30/2012	(9.11)
55720100	Ins W/C Cap Credits	UZ	2000000248	9/30/2012	(40.37)
55720100	Ins W/C Cap Credits	UZ	2000000248	9/30/2012	(6.67)
55720100	Ins W/C Cap Credits	UZ	2000000248	9/30/2012	1.03
55720100	Ins W/C Cap Credits	UZ	2000000248	9/30/2012	(10.97)
55720100	Ins W/C Cap Credits	UZ	2000000248	9/30/2012	(0.55)
55720100	Ins W/C Cap Credits	UZ	2000000248	9/30/2012	(0.55)
55720100	Ins W/C Cap Credits	UZ	2000000248	9/30/2012	(14.06)
55730000	Ins Other	SA	100001083	9/30/2012	8.82
55730000	Ins Other	SA	100001085	9/30/2012	407.20
55730000	Ins Other	SA	100001092	9/30/2012	9,561.52
55730000	Ins Other	SA	100001101	9/30/2012	55.35
55730000	Ins Other	SA	100001102	9/30/2012	39.60
55730000	Ins Other	CF	9300001732	9/30/2012	(10,562.97)
55730000	Ins Other	CF	9300001732	9/30/2012	10,562.97
55730000	Ins Other	CF	9300001759	9/30/2012	(48.42)
55730000	Ins Other	CF	9300001759	9/30/2012	48.42
56610000	Reg Exp-Amort	CF	9300001794	9/30/2012	(16,565.87)
56610000	Reg Exp-Amort	CF	9300001794	9/30/2012	16,565.87
56610000	Reg Exp-Amort	SR	9600000057	9/30/2012	16,565.87
56610000	Reg Exp-Amort	SR	9600000057	9/30/2012	(16,565.87)
56610000	Reg Exp-Amort	UT	9300001788	9/30/2012	16,565.87
56620000	Reg Exp-Depr Stdy	CF	9300001794	9/30/2012	(1,178.67)
56620000	Reg Exp-Depr Stdy	CF	9300001794	9/30/2012	1,178.67
56620000	Reg Exp-Depr Stdy	SR	9600000048	9/30/2012	561.46
56620000	Reg Exp-Depr Stdy	SR	9600000049	9/30/2012	617.21
57010000	Uncoll Accts Exp	SA	100001170	9/30/2012	16,902.44
57010000	Uncoll Accts Exp	SA	100001198	9/30/2012	6,922.43
57010000	Uncoll Accts Exp	CS	9300001470	9/30/2012	2,951.85

## Kentucky American Water Company

Case No. 2012-00520

Response to PSC DR1, Item 31

Account	Description	Doc Type	Document Number	Posting Date	Amount
57010000	Uncoll Accts Exp	CS	9300001657	9/30/2012	581.12
57010000	Uncoll Accts Exp	CS	9300001754	9/30/2012	691.45
57010000	Uncoll Accts Exp	CS	9300001809	9/30/2012	(35,658.55)
57010000	Uncoll Accts Exp	CS	9300002548	9/30/2012	(16,902.44)
57010000	Uncoll Accts Exp	CS	9300002545	9/30/2012	(6,922.43)
57010015	Uncoll Accts Exp CA	CS	9300001470	9/30/2012	(2,951.85)
57010015	Uncoll Accts Exp CA	CS	9300001657	9/30/2012	(581.12)
57010015	Uncoll Accts Exp CA	CS	9300001754	9/30/2012	(691.45)
57010015	Uncoll Accts Exp CA	CS	9300001809	9/30/2012	35,658.55
57010015	Uncoll Accts Exp CA	CS	9300002548	9/30/2012	16,902.44
57010016	Uncoll Accts Exp AG	CS	9300002545	9/30/2012	6,922.43
62002100	M&S Maint SS	CS	9300001751	9/30/2012	(802.73)
62002300	M&S Maint WT	CS	9300001644	9/30/2012	3,832.20
62002300	M&S Maint WT	CS	9300001748	9/30/2012	(2,374.72)
62002300	M&S Maint WT	CS	9300001806	9/30/2012	4,006.80
62002300	M&S Maint WT	CS	9300001454	9/30/2012	1,180.80
62002300	M&S Maint WT	CS	9300001805	9/30/2012	222.60
62002400	M&S Maint TD	CS	9300001515	9/30/2012	1,467.54
62002400	M&S Maint TD	CS	9300001696	9/30/2012	(830.82)
62002400	M&S Maint TD	CS	9300001780	9/30/2012	9,203.95
62002400	M&S Maint TD	CS	9300001463	9/30/2012	2,276.40
62002400	M&S Maint TD	CS	9300001649	9/30/2012	97.38
62002400	M&S Maint TD	CS	9300001753	9/30/2012	786.68
62002600	M&S Maint AG	CS	9300001760	9/30/2012	1,878.56
62502300	Misc Maint WT	CS	9300001748	9/30/2012	(17,922.04)
62502400	Misc Maint TD	CS	9300001771	9/30/2012	(5,260.36)
62502400	Misc Maint TD	CS	9300001515	9/30/2012	327.71
62502400	Misc Maint TD	CS	9300001780	9/30/2012	(16,605.79)
62502400	Misc Maint TD	CS	9300001818	9/30/2012	568.84
62502400	Misc Maint TD	CS	9300001753	9/30/2012	(809.76)
62502430	Misc Maint TD Svc	CS	9300002776	9/30/2012	(712.50)
62502600	Misc Maint AG	CS	9300001760	9/30/2012	6,810.18
62502600	Misc Maint AG	CS	9300001457	9/30/2012	1,259.28
62502600	Misc Maint AG	CS	9300001749	9/30/2012	542.43
62502600	Misc Maint AG	CS	9300001807	9/30/2012	43.87
62510000	Amort Def Maint	SA	100001049	9/30/2012	1,244.41
62510000	Amort Def Maint	SA	100001049	9/30/2012	1,281.93
62510000	Amort Def Maint	SA	100001049	9/30/2012	2,149.90
62510000	Amort Def Maint	SA	100001049	9/30/2012	1,469.26
62510000	Amort Def Maint	SA	100001049	9/30/2012	416.66
62510000	Amort Def Maint	SA	100001049	9/30/2012	1,800.99
62510000	Amort Def Maint	SA	100001049	9/30/2012	2,238.71
62510000	Amort Def Maint	SA	100001049	9/30/2012	619.56
62510000	Amort Def Maint	SA	100001049	9/30/2012	3,590.84
62510000	Amort Def Maint	SA	100001049	9/30/2012	554.38
62510000	Amort Def Maint	SA	100001049	9/30/2012	2,422.70
62510000	Amort Def Maint	SA	100001049	9/30/2012	1,112.32
62510000	Amort Def Maint	SA	100001049	9/30/2012	3,019.97
62510000	Amort Def Maint	SA	100001049	9/30/2012	5,260.36
62510000	Amort Def Maint	SA	100001049	9/30/2012	7,172.91
62510000	Amort Def Maint	SA	100001049	9/30/2012	2,238.71
62510000	Amort Def Maint	SA	100001049	9/30/2012	619.56
62510000	Amort Def Maint	SA	100001049	9/30/2012	809.76

## Kentucky American Water Company

Case No. 2012-00520

Response to PSC DR1, Item 31

Account	Description	Doc Type	Document Number	Posting Date	Amount
62510000	Amort Def Maint	SA	100001049	9/30/2012	382.23
62510000	Amort Def Maint	SA	100001049	9/30/2012	148.44
62510000	Amort Def Maint	SA	100001049	9/30/2012	189.97
62510000	Amort Def Maint	SA	100001049	9/30/2012	276.13
62510000	Amort Def Maint	UT	9300001709	9/30/2012	3,019.97
62510000	Amort Def Maint	UT	9300001708	9/30/2012	5,260.36
62510000	Amort Def Maint	UT	9300001725	9/30/2012	3,535.02
62510000	Amort Def Maint	UT	9300001706	9/30/2012	4,145.22
62510000	Amort Def Maint	UT	9300001720	9/30/2012	189.97
62510000	Amort Def Maint	UT	9300001719	9/30/2012	7,172.91
62510000	Amort Def Maint	UT	9300001718	9/30/2012	1,800.99
62510000	Amort Def Maint	UT	9300001717	9/30/2012	276.13
62510000	Amort Def Maint	UT	9300001716	9/30/2012	382.23
62510000	Amort Def Maint	UT	9300001715	9/30/2012	148.44
62510000	Amort Def Maint	UT	9300001714	9/30/2012	1,244.41
62510000	Amort Def Maint	UT	9300001713	9/30/2012	1,281.93
62510000	Amort Def Maint	UT	9300001712	9/30/2012	2,149.90
62510000	Amort Def Maint	UT	9300001711	9/30/2012	1,469.26
62510000	Amort Def Maint	UT	9300001710	9/30/2012	416.66
62510000	Amort Def Maint	UT	9300001723	9/30/2012	809.76
62510000	Amort Def Maint	UT	9300001722	9/30/2012	619.56
62510000	Amort Def Maint	UT	9300001721	9/30/2012	2,238.71
62510000	Amort Def Maint	CS	9300001748	9/30/2012	(27,269.27)
62510000	Amort Def Maint	CS	9300001771	9/30/2012	(10,520.72)
62510000	Amort Def Maint	CS	9300001780	9/30/2012	(35,771.62)
62510000	Amort Def Maint	CS	9300001753	9/30/2012	(1,619.52)
62512300	Amort Def Maint WT	CS	9300001748	9/30/2012	27,269.27
62512400	Amort Def Maint TD	CS	9300001771	9/30/2012	10,520.72
62512400	Amort Def Maint TD	CS	9300001780	9/30/2012	35,771.62
62512400	Amort Def Maint TD	CS	9300001753	9/30/2012	1,619.52
62520700	Misc Main Pvg/Bckfll	SV	100001224	9/30/2012	9,892.10
62520700	Misc Main Pvg/Bckfll	SV	100001224	9/30/2012	697.60
62520700	Misc Main Pvg/Bckfll	SV	100001224	9/30/2012	479.60
62520700	Misc Main Pvg/Bckfll	SV	100001224	9/30/2012	5,453.21
62520700	Misc Main Pvg/Bckfll	SV	100001224	9/30/2012	482.80
62520700	Misc Main Pvg/Bckfll	SV	100001233	9/30/2012	114.00
62520700	Misc Main Pvg/Bckfll	SV	100001233	9/30/2012	387.41
62520700	Misc Main Pvg/Bckfll	SV	100001233	9/30/2012	1,684.20
62520700	Misc Main Pvg/Bckfll	SV	100001233	9/30/2012	5,467.13
62520700	Misc Main Pvg/Bckfll	SV	100001233	9/30/2012	278.00
62520700	Misc Main Pvg/Bckfll	SV	100001233	9/30/2012	1,229.00
62520700	Misc Main Pvg/Bckfll	SV	100001233	9/30/2012	10,870.84
62520700	Misc Main Pvg/Bckfll	SV	100001233	9/30/2012	20,300.30
62520700	Misc Main Pvg/Bckfll	SV	100001233	9/30/2012	3,836.93
62520700	Misc Main Pvg/Bckfll	SV	100001233	9/30/2012	50.00
62520700	Misc Main Pvg/Bckfll	SV	100001233	9/30/2012	250.80
62520700	Misc Main Pvg/Bckfll	SV	100001233	9/30/2012	192.00
62520700	Misc Main Pvg/Bckfll	CF	9300001781	9/30/2012	6,831.47
62520700	Misc Main Pvg/Bckfll	CF	9300001781	9/30/2012	(6,831.47)
62520700	Misc Main Pvg/Bckfll	CF	9300002739	9/30/2012	(1,180.40)
62520700	Misc Main Pvg/Bckfll	CF	9300002739	9/30/2012	1,180.40
62520700	Misc Main Pvg/Bckfll	CF	9300002740	9/30/2012	(479.60)
62520700	Misc Main Pvg/Bckfll	CF	9300002740	9/30/2012	479.60

Kentucky American Water Company  
Case No. 2012-00520  
Response to PSC DR1, Item 31

Account	Description	Doc Type	Document Number	Posting Date	Amount
62520700	Misc Main Pvg/Bckfll	CF	9300002755	9/30/2012	(15,345.31)
62520700	Misc Main Pvg/Bckfll	CF	9300002755	9/30/2012	15,345.31
62520700	Misc Main Pvg/Bckfll	UZ	2000000254	9/30/2012	(387.41)
62520700	Misc Main Pvg/Bckfll	UZ	2000000254	9/30/2012	(1,684.20)
62520700	Misc Main Pvg/Bckfll	UZ	2000000254	9/30/2012	(5,467.13)
62520700	Misc Main Pvg/Bckfll	UZ	2000000254	9/30/2012	(278.00)
62520700	Misc Main Pvg/Bckfll	UZ	2000000254	9/30/2012	(1,229.00)
62520700	Misc Main Pvg/Bckfll	UZ	2000000254	9/30/2012	(10,870.84)
62520700	Misc Main Pvg/Bckfll	UZ	2000000254	9/30/2012	(20,300.30)
62520700	Misc Main Pvg/Bckfll	UZ	2000000254	9/30/2012	(3,950.93)
62520700	Misc Main Pvg/Bckfll	UZ	2000000254	9/30/2012	(50.00)
62520700	Misc Main Pvg/Bckfll	UZ	2000000254	9/30/2012	(250.80)
62520700	Misc Main Pvg/Bckfll	UZ	2000000254	9/30/2012	(192.00)
63150023	Contr Svc-Maint WT	CS	9300001455	9/30/2012	784.40
63150024	Contr Svc-Maint TD	CS	9300001515	9/30/2012	3,843.40
63150024	Contr Svc-Maint TD	CS	9300001780	9/30/2012	14,297.38
63150024	Contr Svc-Maint TD	CS	9300001764	9/30/2012	292.56
63150024	Contr Svc-Maint TD	CS	9300001765	9/30/2012	296.80
63150026	Contr Svc-Maint AG	CS	9300001457	9/30/2012	188.33
63150026	Contr Svc-Maint AG	CS	9300001646	9/30/2012	208.23
63150026	Contr Svc-Maint AG	CS	9300001749	9/30/2012	1,412.21
68011000	Depr -UPIS General	UD	2000000245	9/30/2012	888,534.12
68011000	Depr -UPIS General	UD	2000000245	9/30/2012	73,778.47
68011000	Depr -UPIS General	UD	2000000245	9/30/2012	139.89
68011000	Depr -UPIS General	UD	2000000245	9/30/2012	7,378.30
68011000	Depr -UPIS General	UD	2000000245	9/30/2012	28,585.36
68011000	Depr -UPIS General	SQ	9600000045	9/30/2012	(26,781.46)
68012000	Depr -Amort CIAC Tx	UJ	2000000201	9/30/2012	76,999.81
68012000	Depr -Amort CIAC Tx	UD	2000000245	9/30/2012	(45.12)
68012000	Depr -Amort CIAC Tx	UD	2000000245	9/30/2012	(13,454.10)
68012500	Depr-Amort CIAC Nntx	UJ	2000000201	9/30/2012	228,624.47
68012500	Depr-Amort CIAC Nntx	UJ	2000000201	9/30/2012	5,643.30
68012500	Depr-Amort CIAC Nntx	UJ	2000000201	9/30/2012	(123.18)
68012500	Depr-Amort CIAC Nntx	UD	2000000245	9/30/2012	(2,160.72)
68012500	Depr-Amort CIAC Nntx	UD	2000000245	9/30/2012	(10,239.28)
68012500	Depr-Amort CIAC Nntx	UD	2000000245	9/30/2012	(57,956.19)
68012500	Depr-Amort CIAC Nntx	UD	2000000245	9/30/2012	15.40
68254000	Amort-RegAsset AFUDC	SQ	9600000045	9/30/2012	11,190.13
68255000	Amort-UPAA	SQ	9600000045	9/30/2012	697.33
68255000	Amort-UPAA	SQ	9600000045	9/30/2012	16.06
68257000	Amort-Prop Losses	CF	9300001792	9/30/2012	(4,756.67)
68257000	Amort-Prop Losses	CF	9300001792	9/30/2012	4,756.67
68257000	Amort-Prop Losses	SR	9600000056	9/30/2012	4,756.67
68258000	Amort-Reg Asset	SQ	9600000045	9/30/2012	575.00
68311000	Rem Costs-ARO/NNS	UD	2000000245	9/30/2012	4,822.94
68311000	Rem Costs-ARO/NNS	UD	2000000245	9/30/2012	164,027.15
68312000	Rmv Csts-NNS CIAC Tx	UJ	2000000201	9/30/2012	(76,999.81)
68312000	Rmv Csts-NNS CIAC Tx	UD	2000000245	9/30/2012	(9,723.44)
68312500	Rmv Csts-NNS CIAC NT	UJ	2000000201	9/30/2012	(228,624.47)
68312500	Rmv Csts-NNS CIAC NT	UJ	2000000201	9/30/2012	(5,643.30)
68312500	Rmv Csts-NNS CIAC NT	UJ	2000000201	9/30/2012	123.18
68312500	Rmv Csts-NNS CIAC NT	UD	2000000245	9/30/2012	(29,358.56)
68312500	Rmv Csts-NNS CIAC NT	UD	2000000245	9/30/2012	(705.41)

## Kentucky American Water Company

Case No. 2012-00520

Response to PSC DR1, Item 31

Account	Description	Doc Type	Document Number	Posting Date	Amount
68312500	Rmv Csts-NNS CIAC NT	UD	200000245	9/30/2012	15.40
68520000	Property Taxes	CF	9300001827	9/30/2012	(341,933.42)
68520000	Property Taxes	CF	9300001827	9/30/2012	341,933.42
68520100	Tax Discounts	CF	9300001701	9/30/2012	1,499.88
68520100	Tax Discounts	CF	9300001701	9/30/2012	(1,499.88)
68533000	FICA	SV	100001156	9/30/2012	13,106.00
68533000	FICA	SA	100001171	9/30/2012	1,631.39
68533000	FICA	CF	9300001410	9/30/2012	(4.61)
68533000	FICA	CF	9300001410	9/30/2012	4.61
68533000	FICA	CF	9300001411	9/30/2012	(2.43)
68533000	FICA	CF	9300001411	9/30/2012	2.43
68533000	FICA	CF	9300001419	9/30/2012	(57.40)
68533000	FICA	CF	9300001419	9/30/2012	57.40
68533000	FICA	CF	9300001421	9/30/2012	(99.24)
68533000	FICA	CF	9300001421	9/30/2012	99.24
68533000	FICA	CF	9300001423	9/30/2012	(14.30)
68533000	FICA	CF	9300001423	9/30/2012	14.30
68533000	FICA	CF	9300001428	9/30/2012	(0.79)
68533000	FICA	CF	9300001428	9/30/2012	0.79
68533000	FICA	CF	9300001433	9/30/2012	173.10
68533000	FICA	CF	9300001433	9/30/2012	(173.10)
68533000	FICA	CF	9300001435	9/30/2012	53.92
68533000	FICA	CF	9300001435	9/30/2012	(53.92)
68533000	FICA	CF	9300001438	9/30/2012	(8.03)
68533000	FICA	CF	9300001438	9/30/2012	8.03
68533000	FICA	CF	9300001441	9/30/2012	5.34
68533000	FICA	CF	9300001441	9/30/2012	(5.34)
68533000	FICA	CF	9300001443	9/30/2012	230.80
68533000	FICA	CF	9300001443	9/30/2012	(230.80)
68533000	FICA	CF	9300001446	9/30/2012	100.91
68533000	FICA	CF	9300001446	9/30/2012	(100.91)
68533000	FICA	CF	9300001450	9/30/2012	(52.66)
68533000	FICA	CF	9300001450	9/30/2012	52.66
68533000	FICA	CF	9300001453	9/30/2012	6.81
68533000	FICA	CF	9300001453	9/30/2012	(6.81)
68533000	FICA	CF	9300001456	9/30/2012	(8.71)
68533000	FICA	CF	9300001456	9/30/2012	8.71
68533000	FICA	CF	9300001462	9/30/2012	203.11
68533000	FICA	CF	9300001462	9/30/2012	(203.11)
68533000	FICA	CF	9300001465	9/30/2012	46.54
68533000	FICA	CF	9300001465	9/30/2012	(46.54)
68533000	FICA	CF	9300001467	9/30/2012	(192.06)
68533000	FICA	CF	9300001467	9/30/2012	192.06
68533000	FICA	CF	9300001469	9/30/2012	13.28
68533000	FICA	CF	9300001469	9/30/2012	(13.28)
68533000	FICA	CF	9300001473	9/30/2012	346.47
68533000	FICA	CF	9300001473	9/30/2012	(346.47)
68533000	FICA	CF	9300001477	9/30/2012	(66.24)
68533000	FICA	CF	9300001477	9/30/2012	66.24
68533000	FICA	CF	9300001481	9/30/2012	(54.84)
68533000	FICA	CF	9300001481	9/30/2012	54.84
68533000	FICA	CF	9300001484	9/30/2012	(14.29)
68533000	FICA	CF	9300001484	9/30/2012	14.29

## Kentucky American Water Company

Case No. 2012-00520

Response to PSC DR1, Item 31

Account	Description	Doc Type	Document Number	Posting Date	Amount
68533000	FICA	CF	9300001486	9/30/2012	28.50
68533000	FICA	CF	9300001486	9/30/2012	(28.50)
68533000	FICA	CF	9300001488	9/30/2012	(28.09)
68533000	FICA	CF	9300001488	9/30/2012	28.09
68533000	FICA	CF	9300001492	9/30/2012	423.66
68533000	FICA	CF	9300001492	9/30/2012	(423.66)
68533000	FICA	CF	9300001494	9/30/2012	(12.07)
68533000	FICA	CF	9300001494	9/30/2012	12.07
68533000	FICA	CF	9300001496	9/30/2012	4.07
68533000	FICA	CF	9300001496	9/30/2012	(4.07)
68533000	FICA	CF	9300001498	9/30/2012	(60.02)
68533000	FICA	CF	9300001498	9/30/2012	60.02
68533000	FICA	CF	9300001500	9/30/2012	60.35
68533000	FICA	CF	9300001500	9/30/2012	(60.35)
68533000	FICA	CF	9300001503	9/30/2012	(5.89)
68533000	FICA	CF	9300001503	9/30/2012	5.89
68533000	FICA	CF	9300001505	9/30/2012	6.21
68533000	FICA	CF	9300001505	9/30/2012	(6.21)
68533000	FICA	CF	9300001507	9/30/2012	14.94
68533000	FICA	CF	9300001507	9/30/2012	(14.94)
68533000	FICA	CF	9300001509	9/30/2012	14.37
68533000	FICA	CF	9300001509	9/30/2012	(14.37)
68533000	FICA	CF	9300001511	9/30/2012	(366.97)
68533000	FICA	CF	9300001511	9/30/2012	366.97
68533000	FICA	CF	9300001513	9/30/2012	(53.07)
68533000	FICA	CF	9300001513	9/30/2012	53.07
68533000	FICA	CF	9300001516	9/30/2012	(24.91)
68533000	FICA	CF	9300001516	9/30/2012	24.91
68533000	FICA	CF	9300001518	9/30/2012	(130.67)
68533000	FICA	CF	9300001518	9/30/2012	130.67
68533000	FICA	CF	9300001522	9/30/2012	(12.89)
68533000	FICA	CF	9300001522	9/30/2012	12.89
68533000	FICA	CF	9300001523	9/30/2012	(60.53)
68533000	FICA	CF	9300001523	9/30/2012	60.53
68533000	FICA	CF	9300001620	9/30/2012	(1,481.02)
68533000	FICA	CF	9300001620	9/30/2012	1,481.02
68533000	FICA	CF	9300001622	9/30/2012	(9.80)
68533000	FICA	CF	9300001622	9/30/2012	9.80
68533000	FICA	CF	9300001625	9/30/2012	(1,022.69)
68533000	FICA	CF	9300001625	9/30/2012	1,022.69
68533000	FICA	CF	9300001627	9/30/2012	(507.72)
68533000	FICA	CF	9300001627	9/30/2012	507.72
68533000	FICA	CF	9300001629	9/30/2012	(1,065.90)
68533000	FICA	CF	9300001629	9/30/2012	1,065.90
68533000	FICA	CF	9300001631	9/30/2012	(40.72)
68533000	FICA	CF	9300001631	9/30/2012	40.72
68533000	FICA	CF	9300001636	9/30/2012	(1,452.67)
68533000	FICA	CF	9300001636	9/30/2012	1,452.67
68533000	FICA	CF	9300001639	9/30/2012	(388.94)
68533000	FICA	CF	9300001639	9/30/2012	388.94
68533000	FICA	CF	9300001641	9/30/2012	(202.72)
68533000	FICA	CF	9300001641	9/30/2012	202.72
68533000	FICA	CF	9300001643	9/30/2012	(51.16)

## Kentucky American Water Company

Case No. 2012-00520

Response to PSC DR1, Item 31

Account	Description	Doc Type	Document Number	Posting Date	Amount
68533000	FICA	CF	9300001643	9/30/2012	51.16
68533000	FICA	CF	9300001645	9/30/2012	(1,009.16)
68533000	FICA	CF	9300001645	9/30/2012	1,009.16
68533000	FICA	CF	9300001648	9/30/2012	(2,900.36)
68533000	FICA	CF	9300001648	9/30/2012	2,900.36
68533000	FICA	CF	9300001651	9/30/2012	(3.46)
68533000	FICA	CF	9300001651	9/30/2012	3.46
68533000	FICA	CF	9300001654	9/30/2012	(425.42)
68533000	FICA	CF	9300001654	9/30/2012	425.42
68533000	FICA	CF	9300001656	9/30/2012	(72.80)
68533000	FICA	CF	9300001656	9/30/2012	72.80
68533000	FICA	CF	9300001659	9/30/2012	(1,654.50)
68533000	FICA	CF	9300001659	9/30/2012	1,654.50
68533000	FICA	CF	9300001662	9/30/2012	(578.58)
68533000	FICA	CF	9300001662	9/30/2012	578.58
68533000	FICA	CF	9300001664	9/30/2012	(1,265.88)
68533000	FICA	CF	9300001664	9/30/2012	1,265.88
68533000	FICA	CF	9300001666	9/30/2012	(193.56)
68533000	FICA	CF	9300001666	9/30/2012	193.56
68533000	FICA	CF	9300001668	9/30/2012	(702.40)
68533000	FICA	CF	9300001668	9/30/2012	702.40
68533000	FICA	CF	9300001670	9/30/2012	(1,574.47)
68533000	FICA	CF	9300001670	9/30/2012	1,574.47
68533000	FICA	CF	9300001673	9/30/2012	(8,574.06)
68533000	FICA	CF	9300001673	9/30/2012	8,574.06
68533000	FICA	CF	9300001675	9/30/2012	(1,094.50)
68533000	FICA	CF	9300001675	9/30/2012	1,094.50
68533000	FICA	CF	9300001677	9/30/2012	(356.56)
68533000	FICA	CF	9300001677	9/30/2012	356.56
68533000	FICA	CF	9300001679	9/30/2012	(21.20)
68533000	FICA	CF	9300001679	9/30/2012	21.20
68533000	FICA	CF	9300001681	9/30/2012	(179.38)
68533000	FICA	CF	9300001681	9/30/2012	179.38
68533000	FICA	CF	9300001683	9/30/2012	(33.22)
68533000	FICA	CF	9300001683	9/30/2012	33.22
68533000	FICA	CF	9300001686	9/30/2012	(84.64)
68533000	FICA	CF	9300001686	9/30/2012	84.64
68533000	FICA	CF	9300001689	9/30/2012	(159.10)
68533000	FICA	CF	9300001689	9/30/2012	159.10
68533000	FICA	CF	9300001691	9/30/2012	(77.92)
68533000	FICA	CF	9300001691	9/30/2012	77.92
68533000	FICA	CF	9300001693	9/30/2012	(7,659.43)
68533000	FICA	CF	9300001693	9/30/2012	7,659.43
68533000	FICA	CF	9300001695	9/30/2012	(592.80)
68533000	FICA	CF	9300001695	9/30/2012	592.80
68533000	FICA	CF	9300001697	9/30/2012	(233.60)
68533000	FICA	CF	9300001697	9/30/2012	233.60
68533000	FICA	CF	9300001699	9/30/2012	(816.96)
68533000	FICA	CF	9300001699	9/30/2012	816.96
68533000	FICA	CF	9300001703	9/30/2012	(1.61)
68533000	FICA	CF	9300001703	9/30/2012	1.61
68533000	FICA	CF	9300001777	9/30/2012	(159.51)
68533000	FICA	CF	9300001777	9/30/2012	159.51

Kentucky American Water Company  
Case No. 2012-00520  
Response to PSC DR1, Item 31

Account	Description	Doc Type	Document Number	Posting Date	Amount
68533100	FICA Cap Credits	UT	9300001417	9/30/2012	95.27
68533100	FICA Cap Credits	UT	9300001617	9/30/2012	(1,679.65)
68533100	FICA Cap Credits	UT	9300001724	9/30/2012	(1.61)
68535000	SUTA	CF	9300001419	9/30/2012	(4.90)
68535000	SUTA	CF	9300001419	9/30/2012	4.90
68535000	SUTA	CF	9300001492	9/30/2012	10.21
68535000	SUTA	CF	9300001492	9/30/2012	(10.21)
68535000	SUTA	CF	9300001620	9/30/2012	(70.98)
68535000	SUTA	CF	9300001620	9/30/2012	70.98
68535000	SUTA	CF	9300001643	9/30/2012	(1.29)
68535000	SUTA	CF	9300001643	9/30/2012	1.29
68535000	SUTA	CF	9300001670	9/30/2012	(19.14)
68535000	SUTA	CF	9300001670	9/30/2012	19.14
68535000	SUTA	CF	9300001673	9/30/2012	(70.74)
68535000	SUTA	CF	9300001673	9/30/2012	70.74
68535100	SUTA Cap Credits	UT	9300001417	9/30/2012	5.10
68535100	SUTA Cap Credits	UT	9300001617	9/30/2012	(30.95)
68545000	Utility Reg Assessme	CF	9300001827	9/30/2012	(12,177.99)
68545000	Utility Reg Assessme	CF	9300001827	9/30/2012	12,177.99
69011000	FIT-Current	SA	100001244	9/30/2012	(1,266.00)
69011000	FIT-Current	SI	9600000061	9/30/2012	230,629.22
69012000	FIT-Prior Year Adj	SA	100001168	9/30/2012	1,993,804.85
69012000	FIT-Prior Year Adj	SA	100001239	9/30/2012	672,264.00
69021000	SIT-Current	SA	100001244	9/30/2012	3,618.00
69021000	SIT-Current	SI	9600000061	9/30/2012	111,334.19
69022000	SIT-Prior Year Adj	SA	100001168	9/30/2012	301,119.50
69022000	SIT-Prior Year Adj	SA	100001239	9/30/2012	122,601.00
69031000	FIT-Oth Inc&Ded CY	SI	9600000061	9/30/2012	(1,570.64)
69041000	SIT-Oth Inc&Ded CY	SI	9600000061	9/30/2012	(286.44)
69062000	Def FIT-Pr Yr Adj	SA	100001168	9/30/2012	(2,671,473.30)
69065000	Def FIT-Other	SI	9600000061	9/30/2012	864,257.07
69065000	Def FIT-Other	SI	9600000061	9/30/2012	(121,827.13)
69072000	Def SIT-Pr Yr Adj	SA	100001168	9/30/2012	(423,716.18)
69073500	Def SIT-Other	SI	9600000061	9/30/2012	153,458.82
69073500	Def SIT-Other	SI	9600000061	9/30/2012	(87,335.41)
70510000	AFUDC-Equity	UI	2000000211	9/30/2012	(2,888.50)
70510000	AFUDC-Equity	UI	2000000211	9/30/2012	(19,081.86)
70510000	AFUDC-Equity	UI	2000000211	9/30/2012	(160.63)
70510000	AFUDC-Equity	UI	2000000211	9/30/2012	(23,362.70)
70510000	AFUDC-Equity	UZ	2000000214	9/30/2012	(2,116.64)
70510000	AFUDC-Equity	UI	2000000211	9/30/2012	2,116.64
70510000	AFUDC-Equity	UZ	2000000214	9/30/2012	(2,458.64)
70510000	AFUDC-Equity	UI	2000000211	9/30/2012	2,458.64
70510000	AFUDC-Equity	UZ	2000000213	9/30/2012	(2,691.12)
70510000	AFUDC-Equity	UI	2000000212	9/30/2012	2,691.12
70510000	AFUDC-Equity	UZ	2000000213	9/30/2012	(238.15)
70510000	AFUDC-Equity	UI	2000000211	9/30/2012	238.15
70510000	AFUDC-Equity	UZ	2000000213	9/30/2012	(1,644.03)
70510000	AFUDC-Equity	UI	2000000211	9/30/2012	1,644.03
70510000	AFUDC-Equity	UZ	2000000214	9/30/2012	(1,701.87)
70510000	AFUDC-Equity	UI	2000000211	9/30/2012	1,701.87
70510000	AFUDC-Equity	UI	2000000211	9/30/2012	36.91
70510000	AFUDC-Equity	UZ	2000000214	9/30/2012	(36.91)



## Kentucky American Water Company

Case No. 2012-00520

Response to PSC DR1, Item 31

Account	Description	Doc Type	Document Number	Posting Date	Amount
70510000	AFUDC-Equity	UI	2000000211	9/30/2012	133.64
70510000	AFUDC-Equity	UZ	2000000214	9/30/2012	(133.64)
70510000	AFUDC-Equity	UI	2000000212	9/30/2012	36.59
70510000	AFUDC-Equity	UZ	2000000213	9/30/2012	(36.59)
70510000	AFUDC-Equity	UI	2000000211	9/30/2012	1.55
70510000	AFUDC-Equity	UZ	2000000214	9/30/2012	(1.55)
70510000	AFUDC-Equity	UI	2000000211	9/30/2012	27.88
70510000	AFUDC-Equity	UZ	2000000213	9/30/2012	(27.88)
70510000	AFUDC-Equity	UI	2000000211	9/30/2012	24.62
70510000	AFUDC-Equity	UZ	2000000213	9/30/2012	(24.62)
70510000	AFUDC-Equity	UI	2000000212	9/30/2012	18.45
70510000	AFUDC-Equity	UZ	2000000216	9/30/2012	(18.45)
70510000	AFUDC-Equity	UI	2000000211	9/30/2012	22.44
70510000	AFUDC-Equity	UZ	2000000213	9/30/2012	(22.44)
70510000	AFUDC-Equity	UI	2000000212	9/30/2012	35.67
70510000	AFUDC-Equity	UZ	2000000214	9/30/2012	(35.67)
70510000	AFUDC-Equity	UI	2000000211	9/30/2012	15.23
70510000	AFUDC-Equity	UZ	2000000213	9/30/2012	(15.23)
70510000	AFUDC-Equity	UI	2000000212	9/30/2012	3.34
70510000	AFUDC-Equity	UZ	2000000214	9/30/2012	(3.34)
70510000	AFUDC-Equity	UI	2000000211	9/30/2012	0.39
70510000	AFUDC-Equity	UZ	2000000214	9/30/2012	(0.39)
70510000	AFUDC-Equity	UI	2000000211	9/30/2012	385.38
70510000	AFUDC-Equity	UZ	2000000213	9/30/2012	(385.38)
70510000	AFUDC-Equity	UI	2000000211	9/30/2012	48.80
70510000	AFUDC-Equity	UZ	2000000214	9/30/2012	(48.80)
70510000	AFUDC-Equity	UI	2000000211	9/30/2012	248.33
70510000	AFUDC-Equity	UZ	2000000213	9/30/2012	(248.33)
70510000	AFUDC-Equity	UI	2000000211	9/30/2012	85.61
70510000	AFUDC-Equity	UZ	2000000214	9/30/2012	(85.61)
70510000	AFUDC-Equity	UI	2000000211	9/30/2012	101.66
70510000	AFUDC-Equity	UZ	2000000214	9/30/2012	(101.66)
70510000	AFUDC-Equity	UI	2000000212	9/30/2012	40.37
70510000	AFUDC-Equity	UZ	2000000214	9/30/2012	(40.37)
70510000	AFUDC-Equity	UI	2000000211	9/30/2012	5.19
70510000	AFUDC-Equity	UZ	2000000213	9/30/2012	(5.19)
70510000	AFUDC-Equity	UI	2000000211	9/30/2012	1,226.48
70510000	AFUDC-Equity	UZ	2000000214	9/30/2012	(1,226.48)
70510000	AFUDC-Equity	UI	2000000211	9/30/2012	11.62
70510000	AFUDC-Equity	UZ	2000000214	9/30/2012	(11.62)
70510000	AFUDC-Equity	UI	2000000212	9/30/2012	17.18
70510000	AFUDC-Equity	UZ	2000000213	9/30/2012	(17.18)
70510000	AFUDC-Equity	UI	2000000211	9/30/2012	26.70
70510000	AFUDC-Equity	UZ	2000000214	9/30/2012	(26.70)
70510000	AFUDC-Equity	UI	2000000211	9/30/2012	17.34
70510000	AFUDC-Equity	UZ	2000000213	9/30/2012	(17.34)
70510000	AFUDC-Equity	UI	2000000211	9/30/2012	1.74
70510000	AFUDC-Equity	UZ	2000000213	9/30/2012	(1.74)
70510000	AFUDC-Equity	UI	2000000211	9/30/2012	98.14
70510000	AFUDC-Equity	UZ	2000000214	9/30/2012	(98.14)
70510000	AFUDC-Equity	UI	2000000211	9/30/2012	154.95
70510000	AFUDC-Equity	UZ	2000000213	9/30/2012	(154.95)
70510000	AFUDC-Equity	UI	2000000211	9/30/2012	215.50

## Kentucky American Water Company

Case No. 2012-00520

Response to PSC DR1, Item 31

Account	Description	Doc Type	Document Number	Posting Date	Amount
70510000	AFUDC-Equity	UZ	2000000214	9/30/2012	(215.50)
70510000	AFUDC-Equity	UI	2000000212	9/30/2012	103.71
70510000	AFUDC-Equity	UZ	2000000214	9/30/2012	(103.71)
70510000	AFUDC-Equity	UI	2000000211	9/30/2012	132.30
70510000	AFUDC-Equity	UZ	2000000214	9/30/2012	(132.30)
70510000	AFUDC-Equity	UI	2000000211	9/30/2012	22.33
70510000	AFUDC-Equity	UZ	2000000213	9/30/2012	(22.33)
70510000	AFUDC-Equity	UI	2000000211	9/30/2012	71.76
70510000	AFUDC-Equity	UZ	2000000213	9/30/2012	(71.76)
70510000	AFUDC-Equity	UI	2000000211	9/30/2012	5.09
70510000	AFUDC-Equity	UZ	2000000214	9/30/2012	(5.09)
70510000	AFUDC-Equity	UI	2000000211	9/30/2012	44.75
70510000	AFUDC-Equity	UZ	2000000213	9/30/2012	(44.75)
70510000	AFUDC-Equity	UI	2000000211	9/30/2012	2,632.34
70510000	AFUDC-Equity	UZ	2000000213	9/30/2012	(2,632.34)
70510000	AFUDC-Equity	UI	2000000211	9/30/2012	3,233.96
70510000	AFUDC-Equity	UZ	2000000213	9/30/2012	(3,233.96)
70510000	AFUDC-Equity	UI	2000000211	9/30/2012	22.53
70510000	AFUDC-Equity	UZ	2000000214	9/30/2012	(22.53)
70510000	AFUDC-Equity	UI	2000000211	9/30/2012	81.51
70510000	AFUDC-Equity	UZ	2000000213	9/30/2012	(81.51)
70510000	AFUDC-Equity	UI	2000000211	9/30/2012	635.09
70510000	AFUDC-Equity	UZ	2000000213	9/30/2012	(635.09)
70510000	AFUDC-Equity	UI	2000000211	9/30/2012	12.67
70510000	AFUDC-Equity	UZ	2000000214	9/30/2012	(12.67)
70510000	AFUDC-Equity	UI	2000000211	9/30/2012	9.46
70510000	AFUDC-Equity	UZ	2000000214	9/30/2012	(9.46)
70510000	AFUDC-Equity	UI	2000000212	9/30/2012	19.92
70510000	AFUDC-Equity	UZ	2000000214	9/30/2012	(19.92)
70510000	AFUDC-Equity	UI	2000000211	9/30/2012	1,602.20
70510000	AFUDC-Equity	UZ	2000000214	9/30/2012	(1,602.20)
70510000	AFUDC-Equity	UI	2000000211	9/30/2012	262.10
70510000	AFUDC-Equity	UZ	2000000214	9/30/2012	(262.10)
70510000	AFUDC-Equity	UI	2000000211	9/30/2012	9.83
70510000	AFUDC-Equity	UZ	2000000214	9/30/2012	(9.83)
70510000	AFUDC-Equity	UI	2000000211	9/30/2012	9.93
70510000	AFUDC-Equity	UZ	2000000214	9/30/2012	(9.93)
70510000	AFUDC-Equity	UI	2000000211	9/30/2012	12.52
70510000	AFUDC-Equity	UZ	2000000213	9/30/2012	(12.52)
70510000	AFUDC-Equity	UI	2000000212	9/30/2012	0.35
70510000	AFUDC-Equity	UZ	2000000213	9/30/2012	(0.35)
70510000	AFUDC-Equity	UI	2000000212	9/30/2012	30.29
70510000	AFUDC-Equity	UZ	2000000213	9/30/2012	(30.29)
70510000	AFUDC-Equity	UI	2000000212	9/30/2012	498.88
70510000	AFUDC-Equity	UZ	2000000214	9/30/2012	(498.88)
70510000	AFUDC-Equity	UI	2000000211	9/30/2012	3.48
70510000	AFUDC-Equity	UZ	2000000213	9/30/2012	(3.48)
70510000	AFUDC-Equity	UI	2000000211	9/30/2012	1.74
70510000	AFUDC-Equity	UZ	2000000213	9/30/2012	(1.74)
70510000	AFUDC-Equity	UI	2000000211	9/30/2012	0.01
70510000	AFUDC-Equity	UZ	2000000216	9/30/2012	(0.01)
70510000	AFUDC-Equity	UI	2000000211	9/30/2012	2.63
70510000	AFUDC-Equity	UZ	2000000214	9/30/2012	(2.63)

## Kentucky American Water Company

Case No. 2012-00520

Response to PSC DR1, Item 31

Account	Description	Doc Type	Document Number	Posting Date	Amount
70510000	AFUDC-Equity	UI	2000000211	9/30/2012	10.14
70510000	AFUDC-Equity	UZ	2000000213	9/30/2012	(10.14)
70510000	AFUDC-Equity	UI	2000000211	9/30/2012	1.75
70510000	AFUDC-Equity	UZ	2000000214	9/30/2012	(1.75)
70510000	AFUDC-Equity	UI	2000000211	9/30/2012	15.94
70510000	AFUDC-Equity	UZ	2000000213	9/30/2012	(15.94)
70510000	AFUDC-Equity	UI	2000000211	9/30/2012	9.17
70510000	AFUDC-Equity	UZ	2000000213	9/30/2012	(9.17)
70510000	AFUDC-Equity	UI	2000000211	9/30/2012	228.82
70510000	AFUDC-Equity	UZ	2000000213	9/30/2012	(228.82)
70510000	AFUDC-Equity	UI	2000000212	9/30/2012	38.68
70510000	AFUDC-Equity	UZ	2000000213	9/30/2012	(38.68)
70510000	AFUDC-Equity	UI	2000000211	9/30/2012	80.40
70510000	AFUDC-Equity	UZ	2000000214	9/30/2012	(80.40)
70510000	AFUDC-Equity	UI	2000000211	9/30/2012	87.68
70510000	AFUDC-Equity	UZ	2000000214	9/30/2012	(87.68)
70510000	AFUDC-Equity	UI	2000000211	9/30/2012	259.85
70510000	AFUDC-Equity	UZ	2000000213	9/30/2012	(259.85)
70510000	AFUDC-Equity	UI	2000000211	9/30/2012	202.75
70510000	AFUDC-Equity	UZ	2000000214	9/30/2012	(202.75)
70510000	AFUDC-Equity	UI	2000000211	9/30/2012	95.91
70510000	AFUDC-Equity	UZ	2000000214	9/30/2012	(95.91)
70510000	AFUDC-Equity	UI	2000000211	9/30/2012	0.21
70510000	AFUDC-Equity	UZ	2000000214	9/30/2012	(0.21)
70510000	AFUDC-Equity	UI	2000000211	9/30/2012	112.63
70510000	AFUDC-Equity	UZ	2000000214	9/30/2012	(112.63)
70510000	AFUDC-Equity	UI	2000000211	9/30/2012	0.21
70510000	AFUDC-Equity	UZ	2000000214	9/30/2012	(0.21)
70510000	AFUDC-Equity	UI	2000000212	9/30/2012	166.48
70510000	AFUDC-Equity	UZ	2000000213	9/30/2012	(166.48)
70510000	AFUDC-Equity	UI	2000000211	9/30/2012	0.03
70510000	AFUDC-Equity	UZ	2000000214	9/30/2012	(0.03)
70510000	AFUDC-Equity	UI	2000000211	9/30/2012	70.14
70510000	AFUDC-Equity	UZ	2000000214	9/30/2012	(70.14)
70510000	AFUDC-Equity	UI	2000000211	9/30/2012	0.10
70510000	AFUDC-Equity	UZ	2000000214	9/30/2012	(0.10)
70510000	AFUDC-Equity	UI	2000000211	9/30/2012	76.66
70510000	AFUDC-Equity	UZ	2000000214	9/30/2012	(76.66)
70510000	AFUDC-Equity	UI	2000000211	9/30/2012	0.51
70510000	AFUDC-Equity	UZ	2000000214	9/30/2012	(0.51)
70510000	AFUDC-Equity	UI	2000000211	9/30/2012	70.59
70510000	AFUDC-Equity	UZ	2000000213	9/30/2012	(70.59)
70510000	AFUDC-Equity	UI	2000000212	9/30/2012	0.59
70510000	AFUDC-Equity	UZ	2000000213	9/30/2012	(0.59)
70510000	AFUDC-Equity	UI	2000000211	9/30/2012	492.86
70510000	AFUDC-Equity	UZ	2000000214	9/30/2012	(492.86)
70510000	AFUDC-Equity	UI	2000000211	9/30/2012	308.39
70510000	AFUDC-Equity	UZ	2000000213	9/30/2012	(308.39)
70510000	AFUDC-Equity	UI	2000000211	9/30/2012	45.91
70510000	AFUDC-Equity	UZ	2000000214	9/30/2012	(45.91)
70510000	AFUDC-Equity	UI	2000000212	9/30/2012	45.91
70510000	AFUDC-Equity	UZ	2000000213	9/30/2012	(45.91)
70510000	AFUDC-Equity	UI	2000000211	9/30/2012	0.01

## Kentucky American Water Company

Case No. 2012-00520

Response to PSC DR1, Item 31

Account	Description	Doc Type	Document Number	Posting Date	Amount
70510000	AFUDC-Equity	UZ	2000000213	9/30/2012	(0.01)
70510000	AFUDC-Equity	UI	2000000211	9/30/2012	407.67
70510000	AFUDC-Equity	UZ	2000000214	9/30/2012	(407.67)
70510000	AFUDC-Equity	UI	2000000211	9/30/2012	0.15
70510000	AFUDC-Equity	UZ	2000000214	9/30/2012	(0.15)
70510000	AFUDC-Equity	UI	2000000211	9/30/2012	349.57
70510000	AFUDC-Equity	UZ	2000000214	9/30/2012	(349.57)
70510000	AFUDC-Equity	UI	2000000211	9/30/2012	68.63
70510000	AFUDC-Equity	UZ	2000000214	9/30/2012	(68.63)
70510000	AFUDC-Equity	UI	2000000212	9/30/2012	21.45
70510000	AFUDC-Equity	UZ	2000000214	9/30/2012	(21.45)
70510000	AFUDC-Equity	UI	2000000211	9/30/2012	4.23
70510000	AFUDC-Equity	UZ	2000000213	9/30/2012	(4.23)
70510000	AFUDC-Equity	UI	2000000212	9/30/2012	4.23
70510000	AFUDC-Equity	UZ	2000000213	9/30/2012	(4.23)
70510000	AFUDC-Equity	UI	2000000212	9/30/2012	21.44
70510000	AFUDC-Equity	UZ	2000000214	9/30/2012	(21.44)
70510000	AFUDC-Equity	UI	2000000211	9/30/2012	36.04
70510000	AFUDC-Equity	UZ	2000000214	9/30/2012	(36.04)
70510000	AFUDC-Equity	UI	2000000211	9/30/2012	36.04
70510000	AFUDC-Equity	UZ	2000000214	9/30/2012	(36.04)
70510000	AFUDC-Equity	UI	2000000211	9/30/2012	17.20
70510000	AFUDC-Equity	UZ	2000000214	9/30/2012	(17.20)
70510000	AFUDC-Equity	UI	2000000211	9/30/2012	17.20
70510000	AFUDC-Equity	UZ	2000000214	9/30/2012	(17.20)
70510000	AFUDC-Equity	UI	2000000212	9/30/2012	3.49
70510000	AFUDC-Equity	UZ	2000000213	9/30/2012	(3.49)
70510000	AFUDC-Equity	UI	2000000211	9/30/2012	0.01
70510000	AFUDC-Equity	UZ	2000000213	9/30/2012	(0.01)
70510000	AFUDC-Equity	UI	2000000212	9/30/2012	26.97
70510000	AFUDC-Equity	UZ	2000000213	9/30/2012	(26.97)
70510000	AFUDC-Equity	UI	2000000211	9/30/2012	26.97
70510000	AFUDC-Equity	UZ	2000000213	9/30/2012	(26.97)
70510000	AFUDC-Equity	UI	2000000211	9/30/2012	204.82
70510000	AFUDC-Equity	UZ	2000000213	9/30/2012	(204.82)
70510000	AFUDC-Equity	UI	2000000212	9/30/2012	216.71
70510000	AFUDC-Equity	UZ	2000000214	9/30/2012	(216.71)
70510000	AFUDC-Equity	UI	2000000211	9/30/2012	7.60
70510000	AFUDC-Equity	UZ	2000000213	9/30/2012	(7.60)
70510000	AFUDC-Equity	UI	2000000211	9/30/2012	7.68
70510000	AFUDC-Equity	UZ	2000000214	9/30/2012	(7.68)
70510000	AFUDC-Equity	UI	2000000212	9/30/2012	271.01
70510000	AFUDC-Equity	UZ	2000000213	9/30/2012	(271.01)
70510000	AFUDC-Equity	UI	2000000211	9/30/2012	271.01
70510000	AFUDC-Equity	UZ	2000000216	9/30/2012	(271.01)
71521000	M&J Expenses	CS	9300001416	9/30/2012	(1,107.95)
71521000	M&J Expenses	CS	9300001416	9/30/2012	(53.96)
71521000	M&J Expenses	CS	9300001416	9/30/2012	(150.79)
71521000	M&J Expenses	CS	9300001416	9/30/2012	(177.49)
71521000	M&J Expenses	CS	9300001416	9/30/2012	(22.16)
71521000	M&J Expenses	CS	9300001416	9/30/2012	(19.84)
71521000	M&J Expenses	CS	9300001616	9/30/2012	23.07
71521000	M&J Expenses	CS	9300001789	9/30/2012	219.42

Kentucky American Water Company  
Case No. 2012-00520  
Response to PSC DR1, Item 31

Account	Description	Doc Type	Document Number	Posting Date	Amount
71521000	M&J Expenses	CS	9300001825	9/30/2012	53.96
71521000	M&J Expenses	CS	9300002760	9/30/2012	9.89
71521000	M&J Expenses	CS	9300002760	9/30/2012	(25.71)
71521000	M&J Expenses	CS	9300002760	9/30/2012	(55.70)
71521000	M&J Expenses	CS	9300002760	9/30/2012	(7.32)
72802000	CIAC Rcpt Svcs Clrg	SA	100001148	9/30/2012	(39,306.00)
72802000	CIAC Rcpt Svcs Clrg	UZ	2000000194	9/30/2012	39,306.00
72802100	CIAC Rcpt Non-SrvClr	SA	100001148	9/30/2012	(43,603.00)
72802100	CIAC Rcpt Non-SrvClr	UZ	2000000194	9/30/2012	43,603.00
72803000	Salvg/Scrap Rcpt Clr	SA	100001246	9/30/2012	712.50
72803000	Salvg/Scrap Rcpt Clr	CF	9300001488	9/30/2012	712.50
72803000	Salvg/Scrap Rcpt Clr	CF	9300001488	9/30/2012	(712.50)
72803000	Salvg/Scrap Rcpt Clr	CF	9300002777	9/30/2012	(712.50)
72803000	Salvg/Scrap Rcpt Clr	CF	9300002777	9/30/2012	712.50
72803000	Salvg/Scrap Rcpt Clr	UZ	2000000191	9/30/2012	139.00
72803000	Salvg/Scrap Rcpt Clr	UZ	2000000191	9/30/2012	811.83
72803000	Salvg/Scrap Rcpt Clr	UZ	2000000191	9/30/2012	104.95
72803000	Salvg/Scrap Rcpt Clr	UZ	2000000191	9/30/2012	300.00
75510000	Amort UPAA	SQ	9600000045	9/30/2012	(35.38)
75840000	Lobbying Expenses	CF	9300001761	9/30/2012	5,891.06
75840000	Lobbying Expenses	CF	9300001761	9/30/2012	(5,891.06)
75840000	Lobbying Expenses	SR	9600000054	9/30/2012	469.72
81010000	Interest LTD	UT	9300001787	9/30/2012	10,875.79
81010000	Interest LTD	SR	9600000055	9/30/2012	10,875.79
81010000	Interest LTD	SR	9600000055	9/30/2012	(10,875.79)
81010000	Interest LTD	SA	9700000001	9/30/2012	137,712.50
81015000	Interest LTD Interco	SA	100001203	9/30/2012	731,250.00
81015000	Interest LTD Interco	SA	100001209	9/30/2012	731,250.00
81015000	Interest LTD Interco	SG	100001210	9/30/2012	(731,250.00)
81015000	Interest LTD Interco	SA	9700000001	9/30/2012	85,882.08
81020000	Div Decl P/S w/ MRR	SA	9700000001	9/30/2012	127,050.00
81315000	Interest STD Interco	TI	3000002756	9/30/2012	2,110.86
82010000	Amort Debt Disc&Exp	SA	9700000001	9/30/2012	665.24
82015000	Amort Dbt Dsc&Ex I/C	SA	100001248	9/30/2012	155.50
82015000	Amort Dbt Dsc&Ex I/C	SA	9700000001	9/30/2012	5,071.70
82015000	Amort Dbt Dsc&Ex I/C	SA	100001225	9/30/2012	77.75
82015000	Amort Dbt Dsc&Ex I/C	SV	100001227	9/30/2012	(77.75)
82020000	Amort P/S Exp w/ MRR	SR	9600000058	9/30/2012	64.24
85000000	AFUDC Debt	UI	2000000211	9/30/2012	(1,353.83)
85000000	AFUDC Debt	UI	2000000211	9/30/2012	(75.29)
85000000	AFUDC Debt	UI	2000000212	9/30/2012	(10,950.05)
85000000	AFUDC Debt	UI	2000000212	9/30/2012	(8,943.67)
85000000	AFUDC Debt	UZ	2000000214	9/30/2012	(1,623.73)
85000000	AFUDC Debt	UI	2000000211	9/30/2012	1,623.73
85000000	AFUDC Debt	UZ	2000000213	9/30/2012	(1,886.08)
85000000	AFUDC Debt	UI	2000000211	9/30/2012	1,886.08
85000000	AFUDC Debt	UZ	2000000213	9/30/2012	(2,064.42)
85000000	AFUDC Debt	UI	2000000211	9/30/2012	2,064.42
85000000	AFUDC Debt	UZ	2000000213	9/30/2012	(182.69)
85000000	AFUDC Debt	UI	2000000211	9/30/2012	182.69
85000000	AFUDC Debt	UZ	2000000214	9/30/2012	(1,261.17)
85000000	AFUDC Debt	UI	2000000211	9/30/2012	1,261.17
85000000	AFUDC Debt	UZ	2000000214	9/30/2012	(1,305.54)

## Kentucky American Water Company

Case No. 2012-00520

Response to PSC DR1, Item 31

Account	Description	Doc Type	Document Number	Posting Date	Amount
85000000	AFUDC Debt	UI	2000000211	9/30/2012	1,305.54
85000000	AFUDC Debt	UI	2000000211	9/30/2012	28.31
85000000	AFUDC Debt	UZ	2000000214	9/30/2012	(28.31)
85000000	AFUDC Debt	UI	2000000212	9/30/2012	102.52
85000000	AFUDC Debt	UZ	2000000213	9/30/2012	(102.52)
85000000	AFUDC Debt	UI	2000000211	9/30/2012	28.07
85000000	AFUDC Debt	UZ	2000000213	9/30/2012	(28.07)
85000000	AFUDC Debt	UI	2000000211	9/30/2012	1.19
85000000	AFUDC Debt	UZ	2000000214	9/30/2012	(1.19)
85000000	AFUDC Debt	UI	2000000211	9/30/2012	21.39
85000000	AFUDC Debt	UZ	2000000213	9/30/2012	(21.39)
85000000	AFUDC Debt	UI	2000000211	9/30/2012	18.89
85000000	AFUDC Debt	UZ	2000000214	9/30/2012	(18.89)
85000000	AFUDC Debt	UI	2000000211	9/30/2012	14.15
85000000	AFUDC Debt	UZ	2000000214	9/30/2012	(14.15)
85000000	AFUDC Debt	UI	2000000212	9/30/2012	17.21
85000000	AFUDC Debt	UZ	2000000214	9/30/2012	(17.21)
85000000	AFUDC Debt	UI	2000000211	9/30/2012	27.36
85000000	AFUDC Debt	UZ	2000000216	9/30/2012	(27.36)
85000000	AFUDC Debt	UI	2000000211	9/30/2012	11.68
85000000	AFUDC Debt	UZ	2000000216	9/30/2012	(11.68)
85000000	AFUDC Debt	UI	2000000211	9/30/2012	2.56
85000000	AFUDC Debt	UZ	2000000214	9/30/2012	(2.56)
85000000	AFUDC Debt	UI	2000000211	9/30/2012	0.30
85000000	AFUDC Debt	UZ	2000000213	9/30/2012	(0.30)
85000000	AFUDC Debt	UI	2000000211	9/30/2012	295.64
85000000	AFUDC Debt	UZ	2000000214	9/30/2012	(295.64)
85000000	AFUDC Debt	UI	2000000211	9/30/2012	37.43
85000000	AFUDC Debt	UZ	2000000213	9/30/2012	(37.43)
85000000	AFUDC Debt	UI	2000000211	9/30/2012	190.50
85000000	AFUDC Debt	UZ	2000000214	9/30/2012	(190.50)
85000000	AFUDC Debt	UI	2000000211	9/30/2012	65.67
85000000	AFUDC Debt	UZ	2000000213	9/30/2012	(65.67)
85000000	AFUDC Debt	UI	2000000211	9/30/2012	77.99
85000000	AFUDC Debt	UZ	2000000213	9/30/2012	(77.99)
85000000	AFUDC Debt	UI	2000000211	9/30/2012	30.97
85000000	AFUDC Debt	UZ	2000000213	9/30/2012	(30.97)
85000000	AFUDC Debt	UI	2000000211	9/30/2012	3.98
85000000	AFUDC Debt	UZ	2000000214	9/30/2012	(3.98)
85000000	AFUDC Debt	UI	2000000211	9/30/2012	940.86
85000000	AFUDC Debt	UZ	2000000214	9/30/2012	(940.86)
85000000	AFUDC Debt	UI	2000000211	9/30/2012	8.91
85000000	AFUDC Debt	UZ	2000000213	9/30/2012	(8.91)
85000000	AFUDC Debt	UI	2000000211	9/30/2012	13.18
85000000	AFUDC Debt	UZ	2000000214	9/30/2012	(13.18)
85000000	AFUDC Debt	UI	2000000212	9/30/2012	20.48
85000000	AFUDC Debt	UZ	2000000214	9/30/2012	(20.48)
85000000	AFUDC Debt	UI	2000000211	9/30/2012	13.30
85000000	AFUDC Debt	UZ	2000000213	9/30/2012	(13.30)
85000000	AFUDC Debt	UI	2000000211	9/30/2012	1.33
85000000	AFUDC Debt	UZ	2000000213	9/30/2012	(1.33)
85000000	AFUDC Debt	UI	2000000211	9/30/2012	75.29
85000000	AFUDC Debt	UZ	2000000214	9/30/2012	(75.29)

## Kentucky American Water Company

Case No. 2012-00520

Response to PSC DR1, Item 31

Account	Description	Doc Type	Document Number	Posting Date	Amount
85000000	AFUDC Debt	UI	2000000211	9/30/2012	118.87
85000000	AFUDC Debt	UZ	2000000214	9/30/2012	(118.87)
85000000	AFUDC Debt	UI	2000000211	9/30/2012	165.31
85000000	AFUDC Debt	UZ	2000000213	9/30/2012	(165.31)
85000000	AFUDC Debt	UI	2000000211	9/30/2012	79.56
85000000	AFUDC Debt	UZ	2000000213	9/30/2012	(79.56)
85000000	AFUDC Debt	UI	2000000212	9/30/2012	101.49
85000000	AFUDC Debt	UZ	2000000213	9/30/2012	(101.49)
85000000	AFUDC Debt	UI	2000000211	9/30/2012	17.13
85000000	AFUDC Debt	UZ	2000000214	9/30/2012	(17.13)
85000000	AFUDC Debt	UI	2000000211	9/30/2012	55.05
85000000	AFUDC Debt	UZ	2000000213	9/30/2012	(55.05)
85000000	AFUDC Debt	UI	2000000211	9/30/2012	3.90
85000000	AFUDC Debt	UZ	2000000213	9/30/2012	(3.90)
85000000	AFUDC Debt	UI	2000000211	9/30/2012	34.33
85000000	AFUDC Debt	UZ	2000000214	9/30/2012	(34.33)
85000000	AFUDC Debt	UI	2000000211	9/30/2012	2,019.33
85000000	AFUDC Debt	UZ	2000000213	9/30/2012	(2,019.33)
85000000	AFUDC Debt	UI	2000000211	9/30/2012	2,480.84
85000000	AFUDC Debt	UZ	2000000214	9/30/2012	(2,480.84)
85000000	AFUDC Debt	UI	2000000211	9/30/2012	17.28
85000000	AFUDC Debt	UZ	2000000214	9/30/2012	(17.28)
85000000	AFUDC Debt	UI	2000000211	9/30/2012	62.53
85000000	AFUDC Debt	UZ	2000000214	9/30/2012	(62.53)
85000000	AFUDC Debt	UI	2000000211	9/30/2012	487.19
85000000	AFUDC Debt	UZ	2000000214	9/30/2012	(487.19)
85000000	AFUDC Debt	UI	2000000211	9/30/2012	9.72
85000000	AFUDC Debt	UZ	2000000214	9/30/2012	(9.72)
85000000	AFUDC Debt	UI	2000000211	9/30/2012	7.26
85000000	AFUDC Debt	UZ	2000000213	9/30/2012	(7.26)
85000000	AFUDC Debt	UI	2000000211	9/30/2012	15.28
85000000	AFUDC Debt	UZ	2000000213	9/30/2012	(15.28)
85000000	AFUDC Debt	UI	2000000211	9/30/2012	1,229.09
85000000	AFUDC Debt	UZ	2000000214	9/30/2012	(1,229.09)
85000000	AFUDC Debt	UI	2000000212	9/30/2012	201.06
85000000	AFUDC Debt	UZ	2000000214	9/30/2012	(201.06)
85000000	AFUDC Debt	UI	2000000212	9/30/2012	7.54
85000000	AFUDC Debt	UZ	2000000213	9/30/2012	(7.54)
85000000	AFUDC Debt	UI	2000000212	9/30/2012	7.62
85000000	AFUDC Debt	UZ	2000000214	9/30/2012	(7.62)
85000000	AFUDC Debt	UI	2000000211	9/30/2012	9.61
85000000	AFUDC Debt	UZ	2000000213	9/30/2012	(9.61)
85000000	AFUDC Debt	UI	2000000212	9/30/2012	0.26
85000000	AFUDC Debt	UZ	2000000213	9/30/2012	(0.26)
85000000	AFUDC Debt	UI	2000000211	9/30/2012	23.24
85000000	AFUDC Debt	UZ	2000000214	9/30/2012	(23.24)
85000000	AFUDC Debt	UI	2000000211	9/30/2012	382.70
85000000	AFUDC Debt	UZ	2000000213	9/30/2012	(382.70)
85000000	AFUDC Debt	UI	2000000211	9/30/2012	2.67
85000000	AFUDC Debt	UZ	2000000214	9/30/2012	(2.67)
85000000	AFUDC Debt	UI	2000000211	9/30/2012	1.33
85000000	AFUDC Debt	UZ	2000000213	9/30/2012	(1.33)
85000000	AFUDC Debt	UI	2000000212	9/30/2012	0.01

## Kentucky American Water Company

Case No. 2012-00520

Response to PSC DR1, Item 31

Account	Description	Doc Type	Document Number	Posting Date	Amount
85000000	AFUDC Debt	UZ	2000000213	9/30/2012	(0.01)
85000000	AFUDC Debt	UI	2000000211	9/30/2012	2.02
85000000	AFUDC Debt	UZ	2000000213	9/30/2012	(2.02)
85000000	AFUDC Debt	UI	2000000211	9/30/2012	7.78
85000000	AFUDC Debt	UZ	2000000214	9/30/2012	(7.78)
85000000	AFUDC Debt	UI	2000000212	9/30/2012	1.34
85000000	AFUDC Debt	UZ	2000000213	9/30/2012	(1.34)
85000000	AFUDC Debt	UI	2000000211	9/30/2012	12.23
85000000	AFUDC Debt	UZ	2000000213	9/30/2012	(12.23)
85000000	AFUDC Debt	UI	2000000211	9/30/2012	7.03
85000000	AFUDC Debt	UZ	2000000213	9/30/2012	(7.03)
85000000	AFUDC Debt	UI	2000000212	9/30/2012	175.53
85000000	AFUDC Debt	UZ	2000000213	9/30/2012	(175.53)
85000000	AFUDC Debt	UI	2000000212	9/30/2012	29.67
85000000	AFUDC Debt	UZ	2000000214	9/30/2012	(29.67)
85000000	AFUDC Debt	UI	2000000211	9/30/2012	61.67
85000000	AFUDC Debt	UZ	2000000214	9/30/2012	(61.67)
85000000	AFUDC Debt	UI	2000000211	9/30/2012	67.26
85000000	AFUDC Debt	UZ	2000000213	9/30/2012	(67.26)
85000000	AFUDC Debt	UI	2000000211	9/30/2012	199.33
85000000	AFUDC Debt	UZ	2000000213	9/30/2012	(199.33)
85000000	AFUDC Debt	UI	2000000211	9/30/2012	155.53
85000000	AFUDC Debt	UZ	2000000214	9/30/2012	(155.53)
85000000	AFUDC Debt	UI	2000000211	9/30/2012	73.58
85000000	AFUDC Debt	UZ	2000000214	9/30/2012	(73.58)
85000000	AFUDC Debt	UI	2000000211	9/30/2012	0.16
85000000	AFUDC Debt	UZ	2000000214	9/30/2012	(0.16)
85000000	AFUDC Debt	UI	2000000211	9/30/2012	86.40
85000000	AFUDC Debt	UZ	2000000214	9/30/2012	(86.40)
85000000	AFUDC Debt	UI	2000000212	9/30/2012	0.16
85000000	AFUDC Debt	UZ	2000000214	9/30/2012	(0.16)
85000000	AFUDC Debt	UI	2000000211	9/30/2012	127.71
85000000	AFUDC Debt	UZ	2000000214	9/30/2012	(127.71)
85000000	AFUDC Debt	UI	2000000211	9/30/2012	0.02
85000000	AFUDC Debt	UZ	2000000214	9/30/2012	(0.02)
85000000	AFUDC Debt	UI	2000000211	9/30/2012	53.81
85000000	AFUDC Debt	UZ	2000000213	9/30/2012	(53.81)
85000000	AFUDC Debt	UI	2000000211	9/30/2012	0.08
85000000	AFUDC Debt	UZ	2000000214	9/30/2012	(0.08)
85000000	AFUDC Debt	UI	2000000211	9/30/2012	58.81
85000000	AFUDC Debt	UZ	2000000213	9/30/2012	(58.81)
85000000	AFUDC Debt	UI	2000000211	9/30/2012	0.39
85000000	AFUDC Debt	UZ	2000000213	9/30/2012	(0.39)
85000000	AFUDC Debt	UI	2000000211	9/30/2012	54.15
85000000	AFUDC Debt	UZ	2000000213	9/30/2012	(54.15)
85000000	AFUDC Debt	UI	2000000211	9/30/2012	0.46
85000000	AFUDC Debt	UZ	2000000214	9/30/2012	(0.46)
85000000	AFUDC Debt	UI	2000000212	9/30/2012	378.08
85000000	AFUDC Debt	UZ	2000000213	9/30/2012	(378.08)
85000000	AFUDC Debt	UI	2000000211	9/30/2012	236.57
85000000	AFUDC Debt	UZ	2000000213	9/30/2012	(236.57)
85000000	AFUDC Debt	UI	2000000212	9/30/2012	35.22
85000000	AFUDC Debt	UZ	2000000216	9/30/2012	(35.22)



## Kentucky American Water Company

Case No. 2012-00520

Response to PSC DR1, Item 31

Account	Description	Doc Type	Document Number	Posting Date	Amount
85000000	AFUDC Debt	UI	2000000211	9/30/2012	35.22
85000000	AFUDC Debt	UZ	2000000214	9/30/2012	(35.22)
85000000	AFUDC Debt	UI	2000000211	9/30/2012	312.73
85000000	AFUDC Debt	UZ	2000000214	9/30/2012	(312.73)
85000000	AFUDC Debt	UI	2000000212	9/30/2012	0.11
85000000	AFUDC Debt	UZ	2000000213	9/30/2012	(0.11)
85000000	AFUDC Debt	UI	2000000212	9/30/2012	268.16
85000000	AFUDC Debt	UZ	2000000213	9/30/2012	(268.16)
85000000	AFUDC Debt	UI	2000000211	9/30/2012	52.65
85000000	AFUDC Debt	UZ	2000000214	9/30/2012	(52.65)
85000000	AFUDC Debt	UI	2000000211	9/30/2012	16.45
85000000	AFUDC Debt	UZ	2000000214	9/30/2012	(16.45)
85000000	AFUDC Debt	UI	2000000212	9/30/2012	3.24
85000000	AFUDC Debt	UZ	2000000213	9/30/2012	(3.24)
85000000	AFUDC Debt	UI	2000000211	9/30/2012	3.24
85000000	AFUDC Debt	UZ	2000000214	9/30/2012	(3.24)
85000000	AFUDC Debt	UI	2000000211	9/30/2012	16.45
85000000	AFUDC Debt	UZ	2000000213	9/30/2012	(16.45)
85000000	AFUDC Debt	UI	2000000211	9/30/2012	27.65
85000000	AFUDC Debt	UZ	2000000214	9/30/2012	(27.65)
85000000	AFUDC Debt	UI	2000000211	9/30/2012	27.65
85000000	AFUDC Debt	UZ	2000000214	9/30/2012	(27.65)
85000000	AFUDC Debt	UI	2000000211	9/30/2012	13.19
85000000	AFUDC Debt	UZ	2000000213	9/30/2012	(13.19)
85000000	AFUDC Debt	UI	2000000211	9/30/2012	13.19
85000000	AFUDC Debt	UZ	2000000214	9/30/2012	(13.19)
85000000	AFUDC Debt	UI	2000000211	9/30/2012	2.68
85000000	AFUDC Debt	UZ	2000000214	9/30/2012	(2.68)
85000000	AFUDC Debt	UI	2000000211	9/30/2012	20.69
85000000	AFUDC Debt	UZ	2000000213	9/30/2012	(20.69)
85000000	AFUDC Debt	UI	2000000211	9/30/2012	20.69
85000000	AFUDC Debt	UZ	2000000213	9/30/2012	(20.69)
85000000	AFUDC Debt	UI	2000000211	9/30/2012	157.12
85000000	AFUDC Debt	UZ	2000000213	9/30/2012	(157.12)
85000000	AFUDC Debt	UI	2000000211	9/30/2012	166.25
85000000	AFUDC Debt	UZ	2000000213	9/30/2012	(166.25)
85000000	AFUDC Debt	UI	2000000211	9/30/2012	5.83
85000000	AFUDC Debt	UZ	2000000213	9/30/2012	(5.83)
85000000	AFUDC Debt	UI	2000000211	9/30/2012	5.89
85000000	AFUDC Debt	UZ	2000000214	9/30/2012	(5.89)
85000000	AFUDC Debt	UI	2000000211	9/30/2012	207.89
85000000	AFUDC Debt	UZ	2000000213	9/30/2012	(207.89)
85000000	AFUDC Debt	UI	2000000212	9/30/2012	207.89
85000000	AFUDC Debt	UZ	2000000214	9/30/2012	(207.89)
86021500	Div Decl Com Stk I/C	SA	100001197	9/30/2012	3,322,868.92
86031000	Div Dec Pref Stk	SA	9700000001	9/30/2012	(94,228.75)
88101000	CAP Move-UP	UP	2000000237	9/30/2012	1,304.00
88101000	CAP Move-UP	UP	2000000256	9/30/2012	7,517.97
88101000	CAP Move-UP	UP	2000000256	9/30/2012	10,948.50
88106000	CAP Move-CCNC	UN	2000000210	9/30/2012	290.97
88106000	CAP Move-CCNC	UN	2000000210	9/30/2012	67.15
88106000	CAP Move-CCNC	UN	2000000210	9/30/2012	89.52
88106000	CAP Move-CCNC	UN	2000000210	9/30/2012	(27.70)

## Kentucky American Water Company

Case No. 2012-00520

Response to PSC DR1, Item 31

Account	Description	Doc Type	Document Number	Posting Date	Amount
88106000	CAP Move-CCNC	UN	2000000210	9/30/2012	(48.48)
88106000	CAP Move-CCNC	UN	2000000210	9/30/2012	(62.33)
88106000	CAP Move-CCNC	UN	2000000249	9/30/2012	(9.39)
88106000	CAP Move-CCNC	UN	2000000249	9/30/2012	(16.40)
88106000	CAP Move-CCNC	UN	2000000249	9/30/2012	(21.09)
88106000	CAP Move-CCNC	UN	2000000210	9/30/2012	73.80
88106000	CAP Move-CCNC	UN	2000000210	9/30/2012	49.20
88106000	CAP Move-CCNC	UN	2000000210	9/30/2012	123.01
88106000	CAP Move-CCNC	UN	2000000197	9/30/2012	86,744.77
88106000	CAP Move-CCNC	UN	2000000197	9/30/2012	2,891.49
88106000	CAP Move-CCNC	UN	2000000197	9/30/2012	6,746.82
88106000	CAP Move-CCNC	UN	2000000210	9/30/2012	606.17
88106000	CAP Move-CCNC	UN	2000000210	9/30/2012	47.15
88106000	CAP Move-CCNC	UN	2000000210	9/30/2012	20.20
88106000	CAP Move-CCNC	UN	2000000249	9/30/2012	1,688.97
88106000	CAP Move-CCNC	UN	2000000249	9/30/2012	50,669.28
88106000	CAP Move-CCNC	UN	2000000249	9/30/2012	3,940.94
88106000	CAP Move-CCNC	UN	2000000197	9/30/2012	10,130.95
88106000	CAP Move-CCNC	UN	2000000197	9/30/2012	8,498.35
88106000	CAP Move-CCNC	UN	2000000210	9/30/2012	140.47
88106000	CAP Move-CCNC	UN	2000000249	9/30/2012	92.21
88106000	CAP Move-CCNC	UN	2000000197	9/30/2012	11,440.63
88106000	CAP Move-CCNC	UN	2000000210	9/30/2012	624.29
88106000	CAP Move-CCNC	UN	2000000249	9/30/2012	(38.32)
88106000	CAP Move-CCNC	UN	2000000197	9/30/2012	14,219.14
88106000	CAP Move-CCNC	UN	2000000210	9/30/2012	53.75
88106000	CAP Move-CCNC	UN	2000000249	9/30/2012	35.43
88106000	CAP Move-CCNC	UN	2000000210	9/30/2012	413.97
88106000	CAP Move-CCNC	UN	2000000249	9/30/2012	280.24
88106000	CAP Move-CCNC	UN	2000000197	9/30/2012	800.25
88106000	CAP Move-CCNC	UN	2000000197	9/30/2012	336.67
88106000	CAP Move-CCNC	UN	2000000197	9/30/2012	800.25
88106000	CAP Move-CCNC	UN	2000000197	9/30/2012	336.70
88106000	CAP Move-CCNC	UN	2000000197	9/30/2012	6,060.41
88106000	CAP Move-CCNC	UN	2000000197	9/30/2012	14,404.50
88106000	CAP Move-CCNC	UN	2000000210	9/30/2012	74.13
88106000	CAP Move-CCNC	UN	2000000210	9/30/2012	74.13
88106000	CAP Move-CCNC	UN	2000000210	9/30/2012	1,334.31
88106000	CAP Move-CCNC	UN	2000000249	9/30/2012	68.97
88106000	CAP Move-CCNC	UN	2000000249	9/30/2012	3.83
88106000	CAP Move-CCNC	UN	2000000249	9/30/2012	3.83
88106000	CAP Move-CCNC	UN	2000000197	9/30/2012	14,261.57
88106000	CAP Move-CCNC	UN	2000000210	9/30/2012	(38.94)
88106000	CAP Move-CCNC	UN	2000000249	9/30/2012	(26.07)
88106000	CAP Move-CCNC	UN	2000000197	9/30/2012	15,353.03
88106000	CAP Move-CCNC	UN	2000000210	9/30/2012	(56.04)
88106000	CAP Move-CCNC	UN	2000000249	9/30/2012	9,463.11
88106000	CAP Move-CCNC	UN	2000000202	9/30/2012	1,179,316.14
88106000	CAP Move-CCNC	UN	2000000202	9/30/2012	16,718.68
88106000	CAP Move-CCNC	UN	2000000210	9/30/2012	(7.42)
88106000	CAP Move-CCNC	UN	2000000210	9/30/2012	(523.39)
88106000	CAP Move-CCNC	UN	2000000236	9/30/2012	3,688.08
88106000	CAP Move-CCNC	UN	2000000236	9/30/2012	52.29

## Kentucky American Water Company

Case No. 2012-00520

Response to PSC DR1, Item 31

Account	Description	Doc Type	Document Number	Posting Date	Amount
88106000	CAP Move-CCNC	UN	2000000249	9/30/2012	1.03
88106000	CAP Move-CCNC	UN	2000000249	9/30/2012	72.45
88106000	CAP Move-CCNC	UN	2000000202	9/30/2012	32,734.49
88106000	CAP Move-CCNC	UN	2000000202	9/30/2012	81,627.61
88106000	CAP Move-CCNC	UN	2000000202	9/30/2012	1,208,316.38
88106000	CAP Move-CCNC	UN	2000000210	9/30/2012	(162.54)
88106000	CAP Move-CCNC	UN	2000000210	9/30/2012	(405.30)
88106000	CAP Move-CCNC	UN	2000000210	9/30/2012	(5,999.57)
88106000	CAP Move-CCNC	UN	2000000236	9/30/2012	3,969.07
88106000	CAP Move-CCNC	UN	2000000236	9/30/2012	107.52
88106000	CAP Move-CCNC	UN	2000000236	9/30/2012	268.13
88106000	CAP Move-CCNC	UN	2000000249	9/30/2012	111,354.91
88106000	CAP Move-CCNC	UN	2000000249	9/30/2012	3,016.73
88106000	CAP Move-CCNC	UN	2000000249	9/30/2012	7,522.56
88106000	CAP Move-CCNC	UN	2000000210	9/30/2012	1.42
88106000	CAP Move-CCNC	UN	2000000210	9/30/2012	5.31
88106000	CAP Move-CCNC	UN	2000000210	9/30/2012	0.35
88106000	CAP Move-CCNC	UN	2000000197	9/30/2012	0.71
88106000	CAP Move-CCNC	UN	2000000197	9/30/2012	69.91
88106000	CAP Move-CCNC	UN	2000000210	9/30/2012	(6.66)
88106000	CAP Move-CCNC	UN	2000000210	9/30/2012	(659.70)
88106000	CAP Move-CCNC	UN	2000000236	9/30/2012	2.37
88106000	CAP Move-CCNC	UN	2000000236	9/30/2012	233.79
88106000	CAP Move-CCNC	UN	2000000249	9/30/2012	(498.52)
88106000	CAP Move-CCNC	UN	2000000249	9/30/2012	(5.03)
88106000	CAP Move-CCNC	UN	2000000259	9/30/2012	1,650.69
88106000	CAP Move-CCNC	UN	2000000259	9/30/2012	16.67
88106000	CAP Move-CCNC	UN	2000000236	9/30/2012	5.91
88106000	CAP Move-CCNC	UN	2000000263	9/30/2012	3.88
88106000	CAP Move-CCNC	UN	2000000236	9/30/2012	0.72
88106000	CAP Move-CCNC	UN	2000000236	9/30/2012	0.72
88106000	CAP Move-CCNC	UN	2000000236	9/30/2012	0.71
88106000	CAP Move-CCNC	UN	2000000263	9/30/2012	0.44
88106000	CAP Move-CCNC	UN	2000000263	9/30/2012	0.44
88106000	CAP Move-CCNC	UN	2000000263	9/30/2012	0.44
88106000	CAP Move-CCNC	UN	2000000236	9/30/2012	6,636.53
88106000	CAP Move-CCNC	UN	2000000263	9/30/2012	5,702.89
88106000	CAP Move-CCNC	UN	2000000236	9/30/2012	2,595.22
88106000	CAP Move-CCNC	UN	2000000236	9/30/2012	1,297.61
88106000	CAP Move-CCNC	UN	2000000263	9/30/2012	154.92
88106000	CAP Move-CCNC	UN	2000000263	9/30/2012	77.46
88106000	CAP Move-CCNC	UN	2000000236	9/30/2012	864.73
88106000	CAP Move-CCNC	UN	2000000263	9/30/2012	203.88
88106000	CAP Move-CCNC	UN	2000000263	9/30/2012	1,229.00
88106000	CAP Move-CCNC	UN	2000000236	9/30/2012	560.94
88106000	CAP Move-CCNC	UN	2000000236	9/30/2012	2,741.55
88106000	CAP Move-CCNC	UN	2000000236	9/30/2012	551.07
88106000	CAP Move-CCNC	UN	2000000263	9/30/2012	6,485.79
88106000	CAP Move-CCNC	UN	2000000263	9/30/2012	1,303.69
88106000	CAP Move-CCNC	UN	2000000236	9/30/2012	611.73
88106000	CAP Move-CCNC	UN	2000000263	9/30/2012	39.16
88106000	CAP Move-CCNC	UN	2000000236	9/30/2012	34.86
88106000	CAP Move-CCNC	UN	2000000236	9/30/2012	34.86

## Kentucky American Water Company

Case No. 2012-00520

Response to PSC DR1, Item 31

Account	Description	Doc Type	Document Number	Posting Date	Amount
88106000	CAP Move-CCNC	UN	2000000263	9/30/2012	10,173.21
88106000	CAP Move-CCNC	UN	2000000263	9/30/2012	10,173.19
88106000	CAP Move-CCNC	UN	2000000236	9/30/2012	2,910.23
88106000	CAP Move-CCNC	UN	2000000236	9/30/2012	1,827.90
88106000	CAP Move-CCNC	UN	2000000236	9/30/2012	905.42
88106000	CAP Move-CCNC	UN	2000000236	9/30/2012	2,716.26
88106000	CAP Move-CCNC	UN	2000000236	9/30/2012	42,784.52
88106000	CAP Move-CCNC	UN	2000000263	9/30/2012	169.16
88106000	CAP Move-CCNC	UN	2000000236	9/30/2012	(17.78)
88106000	CAP Move-CCNC	UN	2000000236	9/30/2012	(17.77)
88106000	CAP Move-CCNC	UN	2000000236	9/30/2012	(17.77)
88106000	CAP Move-CCNC	UN	2000000236	9/30/2012	(17.77)
88106000	CAP Move-CCNC	UN	2000000236	9/30/2012	(17.77)
88106000	CAP Move-CCNC	UN	2000000263	9/30/2012	(11.59)
88106000	CAP Move-CCNC	UN	2000000263	9/30/2012	(11.57)
88106000	CAP Move-CCNC	UN	2000000263	9/30/2012	(11.59)
88106000	CAP Move-CCNC	UN	2000000263	9/30/2012	(11.59)
88106000	CAP Move-CCNC	UN	2000000263	9/30/2012	(11.59)
88106000	CAP Move-CCNC	UN	2000000236	9/30/2012	4,796.74
88106000	CAP Move-CCNC	UN	2000000263	9/30/2012	2,920.65
88106000	CAP Move-CCNC	UN	2000000236	9/30/2012	1,118.43
88106000	CAP Move-CCNC	UN	2000000236	9/30/2012	576.73
88106000	CAP Move-CCNC	UN	2000000236	9/30/2012	878.79
88106000	CAP Move-CCNC	UN	2000000236	9/30/2012	111.85
88106000	CAP Move-CCNC	UN	2000000263	9/30/2012	27,034.09
88106000	CAP Move-CCNC	UN	2000000236	9/30/2012	12,243.78
88106000	CAP Move-CCNC	UN	2000000263	9/30/2012	90.23
88106000	CAP Move-CCNC	UN	2000000236	9/30/2012	454.80
88106000	CAP Move-CCNC	UN	2000000236	9/30/2012	454.80
88106000	CAP Move-CCNC	UN	2000000236	9/30/2012	454.79
88106000	CAP Move-CCNC	UN	2000000236	9/30/2012	454.80
88106000	CAP Move-CCNC	UN	2000000263	9/30/2012	43.50
88106000	CAP Move-CCNC	UN	2000000236	9/30/2012	5,846.07
88106000	CAP Move-CCNC	UN	2000000263	9/30/2012	471.85
88106000	CAP Move-CCNC	UN	2000000236	9/30/2012	118.62
88106000	CAP Move-CCNC	UN	2000000236	9/30/2012	59.31
88106000	CAP Move-CCNC	UN	2000000263	9/30/2012	111.36
88106000	CAP Move-CCNC	UN	2000000263	9/30/2012	55.68
88106000	CAP Move-CCNC	UN	2000000236	9/30/2012	14.18
88106000	CAP Move-CCNC	UN	2000000236	9/30/2012	42.38
88106000	CAP Move-CCNC	UN	2000000236	9/30/2012	(52.72)
88106000	CAP Move-CCNC	UN	2000000263	9/30/2012	(54.51)
88106000	CAP Move-CCNC	UN	2000000236	9/30/2012	423.80
88106000	CAP Move-CCNC	UN	2000000236	9/30/2012	525.51
88106000	CAP Move-CCNC	UN	2000000236	9/30/2012	15,061.56
88106000	CAP Move-CCNC	UN	2000000236	9/30/2012	15,061.55
88106000	CAP Move-CCNC	UN	2000000263	9/30/2012	70.93
88106000	CAP Move-CCNC	UN	2000000263	9/30/2012	70.94
88106000	CAP Move-CCNC	UN	2000000236	9/30/2012	410.59
88106000	CAP Move-CCNC	UN	2000000236	9/30/2012	410.58
88106000	CAP Move-CCNC	UN	2000000263	9/30/2012	224.99
88106000	CAP Move-CCNC	UN	2000000263	9/30/2012	224.99
88106000	CAP Move-CCNC	UN	2000000236	9/30/2012	(24.61)

## Kentucky American Water Company

Case No. 2012-00520

Response to PSC DR1, Item 31

Account	Description	Doc Type	Document Number	Posting Date	Amount
88106000	CAP Move-CCNC	UN	2000000263	9/30/2012	(15.39)
88106000	CAP Move-CCNC	UN	2000000197	9/30/2012	(2,418.62)
88106000	CAP Move-CCNC	UN	2000000210	9/30/2012	2,785.67
88106000	CAP Move-CCNC	UN	2000000249	9/30/2012	98.08
88106000	CAP Move-CCNC	UN	2000000197	9/30/2012	38,515.50
88106000	CAP Move-CCNC	UN	2000000210	9/30/2012	2,511.21
88106000	CAP Move-CCNC	UN	2000000210	9/30/2012	287.17
88106000	CAP Move-CCNC	UN	2000000210	9/30/2012	259.17
88106000	CAP Move-CCNC	UN	2000000249	9/30/2012	30,000.00
88106000	CAP Move-CCNC	UN	2000000259	9/30/2012	4,660.40
88106000	CAP Move-CCNC	UN	2000000259	9/30/2012	18,983.45
88106000	CAP Move-CCNC	UN	2000000197	9/30/2012	(80.61)
88106000	CAP Move-CCNC	UN	2000000210	9/30/2012	(5.26)
88106000	CAP Move-CCNC	UN	2000000263	9/30/2012	3,745.36
88106000	CAP Move-CCNC	UN	2000000236	9/30/2012	13.53
88106000	CAP Move-CCNC	UN	2000000263	9/30/2012	5.91
88106000	CAP Move-CCNC	UN	2000000236	9/30/2012	1.00
88106000	CAP Move-CCNC	UN	2000000236	9/30/2012	8.54
88106000	CAP Move-CCNC	UN	2000000236	9/30/2012	8.42
88106000	CAP Move-CCNC	UN	2000000263	9/30/2012	0.33
88106000	CAP Move-CCNC	UN	2000000263	9/30/2012	2.77
88106000	CAP Move-CCNC	UN	2000000263	9/30/2012	2.81
88106000	CAP Move-CCNC	UN	2000000210	9/30/2012	242.22
88106000	CAP Move-CCNC	UN	2000000249	9/30/2012	151.41
88106000	CAP Move-CCNC	UP	2000000256	9/30/2012	(3,816.40)
88106000	CAP Move-CCNC	UP	2000000256	9/30/2012	(10,948.50)
88106000	CAP Move-CCNC	UN	2000000239	9/30/2012	4,994.85
88106000	CAP Move-CCNC	UN	2000000239	9/30/2012	5,242.99
88106000	CAP Move-CCNC	UN	2000000239	9/30/2012	50.69
88106000	CAP Move-CCNC	UN	2000000239	9/30/2012	423.47
88106000	CAP Move-CCNC	UN	2000000239	9/30/2012	130.41
88106000	CAP Move-CCNC	UN	2000000239	9/30/2012	1,766.76
88106000	CAP Move-CCNC	UN	2000000239	9/30/2012	5,170.51
88106000	CAP Move-CCNC	UN	2000000239	9/30/2012	(745.23)
88106000	CAP Move-CCNC	UN	2000000239	9/30/2012	(535.08)
88106000	CAP Move-CCNC	UN	2000000239	9/30/2012	(537.53)
88106000	CAP Move-CCNC	UN	2000000239	9/30/2012	1,454.65
88106000	CAP Move-CCNC	UN	2000000239	9/30/2012	1,194.65
88106000	CAP Move-CCNC	UN	2000000239	9/30/2012	(21.78)
88106000	CAP Move-CCNC	UN	2000000239	9/30/2012	(21.78)
88106000	CAP Move-CCNC	UN	2000000239	9/30/2012	14.67
88106000	CAP Move-CCNC	UN	2000000239	9/30/2012	537.46
88106000	CAP Move-CCNC	UN	2000000239	9/30/2012	(806.63)
88106000	CAP Move-CCNC	UN	2000000239	9/30/2012	(100.06)
88106000	CAP Move-CCNC	UN	2000000239	9/30/2012	786.68
88106000	CAP Move-CCNC	UN	2000000239	9/30/2012	(0.05)
88106000	CAP Move-CCNC	UN	2000000239	9/30/2012	265.09
88106000	CAP Move-CCNC	UN	2000000239	9/30/2012	(38.34)
88106000	CAP Move-CCNC	UN	2000000239	9/30/2012	104.24
88106000	CAP Move-CCNC	UN	2000000239	9/30/2012	(3.80)
88106000	CAP Move-CCNC	UN	2000000239	9/30/2012	(476.71)
88106000	CAP Move-CCNC	UN	2000000239	9/30/2012	290.73
88106000	CAP Move-CCNC	UN	2000000239	9/30/2012	547.90

## Kentucky American Water Company

Case No. 2012-00520

Response to PSC DR1, Item 31

Account	Description	Doc Type	Document Number	Posting Date	Amount
88106000	CAP Move-CCNC	UN	2000000239	9/30/2012	215.45
88106000	CAP Move-CCNC	UN	2000000239	9/30/2012	215.65
88106000	CAP Move-CCNC	UN	2000000239	9/30/2012	216.38
88106000	CAP Move-CCNC	UN	2000000239	9/30/2012	(229.50)
88106000	CAP Move-CCNC	UN	2000000239	9/30/2012	(521.08)
88106000	CAP Move-CCNC	UN	2000000239	9/30/2012	(4,930.97)
88106000	CAP Move-CCNC	UN	2000000239	9/30/2012	106.89
88106000	CAP Move-CCNC	UN	2000000239	9/30/2012	156.99
88106000	CAP Move-CCNC	UN	2000000239	9/30/2012	143.92
88106000	CAP Move-CCNC	UN	2000000239	9/30/2012	397.48
88106000	CAP Move-CCNC	UN	2000000239	9/30/2012	381.10
88106000	CAP Move-CCNC	UN	2000000239	9/30/2012	395.10
88106000	CAP Move-CCNC	UN	2000000239	9/30/2012	(50.28)
88106000	CAP Move-CCNC	UN	2000000239	9/30/2012	(49.91)
88106000	CAP Move-CCNC	UN	2000000239	9/30/2012	(22.62)
88106000	CAP Move-CCNC	UN	2000000239	9/30/2012	1,325.81
88106000	CAP Move-CCNC	UN	2000000239	9/30/2012	1,305.91
88106000	CAP Move-CCNC	UN	2000000239	9/30/2012	902.07
88106000	CAP Move-CCNC	UN	2000000239	9/30/2012	(0.06)
88106000	CAP Move-CCNC	UN	2000000239	9/30/2012	6.62
88106000	CAP Move-CCNC	UN	2000000239	9/30/2012	1,711.30
88106000	CAP Move-CCNC	UN	2000000239	9/30/2012	851.86
88106000	CAP Move-CCNC	UN	2000000239	9/30/2012	99.11
88106000	CAP Move-CCNC	UN	2000000239	9/30/2012	(30.75)
88106000	CAP Move-CCNC	UN	2000000239	9/30/2012	516.09
88106000	CAP Move-CCNC	UN	2000000239	9/30/2012	(45.85)
88106000	CAP Move-CCNC	UN	2000000239	9/30/2012	477.83
88106000	CAP Move-CCNC	UN	2000000239	9/30/2012	2.51
88106000	CAP Move-CCNC	UN	2000000239	9/30/2012	1,828.36
88106000	CAP Move-CCNC	UN	2000000239	9/30/2012	1,828.36
88106000	CAP Move-CCNC	UN	2000000239	9/30/2012	1,828.36
88106000	CAP Move-CCNC	UN	2000000239	9/30/2012	1.54
88106000	CAP Move-CCNC	UN	2000000239	9/30/2012	(0.85)
88106000	CAP Move-CCNC	UN	2000000239	9/30/2012	(1.10)
88106000	CAP Move-CCNC	UN	2000000239	9/30/2012	(0.64)
88106000	CAP Move-CCNC	UN	2000000239	9/30/2012	(0.64)
88106000	CAP Move-CCNC	UN	2000000239	9/30/2012	(0.64)
88106000	CAP Move-CCNC	UN	2000000239	9/30/2012	16.79
88106000	CAP Move-CCNC	UN	2000000239	9/30/2012	(21.79)
88106000	CAP Move-CCNC	UN	2000000239	9/30/2012	(0.31)
88106000	CAP Move-CCNC	UN	2000000239	9/30/2012	620.63
88106000	CAP Move-CCNC	UN	2000000239	9/30/2012	(1.78)
88106000	CAP Move-CCNC	UN	2000000239	9/30/2012	247.42
88106000	CAP Move-CCNC	UN	2000000239	9/30/2012	247.42
88106000	CAP Move-CCNC	UN	2000000239	9/30/2012	247.42
88106000	CAP Move-CCNC	UN	2000000239	9/30/2012	558.63
88106000	CAP Move-CCNC	UN	2000000239	9/30/2012	1,554.16
88106000	CAP Move-CCNC	UN	2000000239	9/30/2012	459.58
88106000	CAP Move-CCNC	UN	2000000239	9/30/2012	1,174.87
88106000	CAP Move-CCNC	UN	2000000239	9/30/2012	355.24
88106000	CAP Move-CCNC	UN	2000000239	9/30/2012	932.33
88106000	CAP Move-CCNC	UN	2000000239	9/30/2012	932.31
88106000	CAP Move-CCNC	UN	2000000239	9/30/2012	932.07

## Kentucky American Water Company

Case No. 2012-00520

Response to PSC DR1, Item 31

Account	Description	Doc Type	Document Number	Posting Date	Amount
88106000	CAP Move-CCNC	UN	2000000239	9/30/2012	6,230.67
88106000	CAP Move-CCNC	UN	2000000239	9/30/2012	11,557.84
88106000	CAP Move-CCNC	UN	2000000239	9/30/2012	13,419.36
88106000	CAP Move-CCNC	UN	2000000239	9/30/2012	880.45
88106000	CAP Move-CCNC	UN	2000000239	9/30/2012	871.69
88106000	CAP Move-CCNC	UN	2000000239	9/30/2012	302.70
88106000	CAP Move-CCNC	UN	2000000239	9/30/2012	37.64
88106000	CAP Move-CCNC	UN	2000000239	9/30/2012	(289.32)
88106000	CAP Move-CCNC	UN	2000000239	9/30/2012	3,824.82
88106000	CAP Move-CCNC	UN	2000000239	9/30/2012	2,197.70
88106000	CAP Move-CCNC	UN	2000000239	9/30/2012	4,290.27
88106000	CAP Move-CCNC	UN	2000000239	9/30/2012	1,510.01
88106000	CAP Move-CCNC	UN	2000000239	9/30/2012	2,103.97
88106000	CAP Move-CCNC	UN	2000000239	9/30/2012	2,393.69
88106000	CAP Move-CCNC	UN	2000000239	9/30/2012	2,105.18
88106000	CAP Move-CCNC	UN	2000000239	9/30/2012	193.75
88106000	CAP Move-CCNC	UN	2000000239	9/30/2012	(652.90)
88106000	CAP Move-CCNC	UN	2000000239	9/30/2012	(52.03)
88106000	CAP Move-CCNC	UN	2000000239	9/30/2012	394.63
88106000	CAP Move-CCNC	UN	2000000239	9/30/2012	203.17
88106000	CAP Move-CCNC	UN	2000000239	9/30/2012	283.98
88106000	CAP Move-CCNC	UN	2000000239	9/30/2012	2,556.88
88106000	CAP Move-CCNC	UN	2000000239	9/30/2012	340.17
88106000	CAP Move-CCNC	UN	2000000239	9/30/2012	1,498.21
88106000	CAP Move-CCNC	UN	2000000239	9/30/2012	1,303.94
88106000	CAP Move-CCNC	UN	2000000239	9/30/2012	274.17
88106000	CAP Move-CCNC	UN	2000000239	9/30/2012	(4.74)
88106000	CAP Move-CCNC	UN	2000000239	9/30/2012	274.11
88106000	CAP Move-CCNC	UN	2000000239	9/30/2012	24,694.49
88106000	CAP Move-CCNC	UN	2000000239	9/30/2012	10,606.91
88106000	CAP Move-CCNC	UN	2000000239	9/30/2012	22,255.29
88106000	CAP Move-CCNC	UN	2000000239	9/30/2012	(10.11)
88106000	CAP Move-CCNC	UN	2000000239	9/30/2012	(10.11)
88106000	CAP Move-CCNC	UN	2000000239	9/30/2012	(10.11)
88107000	CAP Move-CWIP	UZ	2000000204	9/30/2012	2,097.55
88107000	CAP Move-CWIP	UZ	2000000204	9/30/2012	(23.24)
88107000	CAP Move-CWIP	UZ	2000000247	9/30/2012	1.96
88107000	CAP Move-CWIP	UZ	2000000247	9/30/2012	(5.10)
88107000	CAP Move-CWIP	UZ	2000000247	9/30/2012	(11.03)
88107000	CAP Move-CWIP	UZ	2000000247	9/30/2012	(1.45)
88107000	CAP Move-CWIP	UZ	2000000204	9/30/2012	447.64
88107000	CAP Move-CWIP	UN	2000000210	9/30/2012	(447.64)
88107000	CAP Move-CWIP	UZ	2000000204	9/30/2012	(138.51)
88107000	CAP Move-CWIP	UN	2000000210	9/30/2012	138.51
88107000	CAP Move-CWIP	UZ	2000000247	9/30/2012	(4.35)
88107000	CAP Move-CWIP	UZ	2000000247	9/30/2012	5.88
88107000	CAP Move-CWIP	UZ	2000000247	9/30/2012	(33.12)
88107000	CAP Move-CWIP	UZ	2000000247	9/30/2012	(15.29)
88107000	CAP Move-CWIP	UN	2000000249	9/30/2012	46.88
88107000	CAP Move-CWIP	UZ	2000000204	9/30/2012	246.01
88107000	CAP Move-CWIP	UN	2000000210	9/30/2012	(246.01)
88107000	CAP Move-CWIP	UN	2000000197	9/30/2012	(96,383.08)
88107000	CAP Move-CWIP	UZ	2000000204	9/30/2012	673.52

## Kentucky American Water Company

Case No. 2012-00520

Response to PSC DR1, Item 31

Account	Description	Doc Type	Document Number	Posting Date	Amount
88107000	CAP Move-CWIP	UN	2000000210	9/30/2012	(673.52)
88107000	CAP Move-CWIP	UZ	2000000242	9/30/2012	55,055.00
88107000	CAP Move-CWIP	UZ	2000000244	9/30/2012	805.00
88107000	CAP Move-CWIP	UZ	2000000247	9/30/2012	(55.11)
88107000	CAP Move-CWIP	UZ	2000000247	9/30/2012	310.26
88107000	CAP Move-CWIP	UZ	2000000247	9/30/2012	40.78
88107000	CAP Move-CWIP	UZ	2000000247	9/30/2012	143.26
88107000	CAP Move-CWIP	UN	2000000249	9/30/2012	(56,299.19)
88107000	CAP Move-CWIP	UN	2000000197	9/30/2012	(10,130.95)
88107000	CAP Move-CWIP	UN	2000000197	9/30/2012	(8,498.35)
88107000	CAP Move-CWIP	UZ	2000000204	9/30/2012	140.47
88107000	CAP Move-CWIP	UN	2000000210	9/30/2012	(140.47)
88107000	CAP Move-CWIP	UZ	2000000247	9/30/2012	(11.57)
88107000	CAP Move-CWIP	UZ	2000000247	9/30/2012	65.14
88107000	CAP Move-CWIP	UZ	2000000247	9/30/2012	8.56
88107000	CAP Move-CWIP	UZ	2000000247	9/30/2012	30.08
88107000	CAP Move-CWIP	UN	2000000249	9/30/2012	(92.21)
88107000	CAP Move-CWIP	UN	2000000197	9/30/2012	(11,440.63)
88107000	CAP Move-CWIP	UZ	2000000204	9/30/2012	621.58
88107000	CAP Move-CWIP	UZ	2000000204	9/30/2012	2.71
88107000	CAP Move-CWIP	UN	2000000210	9/30/2012	(624.29)
88107000	CAP Move-CWIP	UZ	2000000247	9/30/2012	(12.50)
88107000	CAP Move-CWIP	UZ	2000000247	9/30/2012	(3.56)
88107000	CAP Move-CWIP	UZ	2000000247	9/30/2012	4.81
88107000	CAP Move-CWIP	UZ	2000000247	9/30/2012	(27.07)
88107000	CAP Move-CWIP	UN	2000000249	9/30/2012	38.32
88107000	CAP Move-CWIP	UN	2000000197	9/30/2012	(14,219.14)
88107000	CAP Move-CWIP	UZ	2000000204	9/30/2012	53.75
88107000	CAP Move-CWIP	UN	2000000210	9/30/2012	(53.75)
88107000	CAP Move-CWIP	UZ	2000000247	9/30/2012	3.29
88107000	CAP Move-CWIP	UZ	2000000247	9/30/2012	11.56
88107000	CAP Move-CWIP	UZ	2000000247	9/30/2012	25.03
88107000	CAP Move-CWIP	UZ	2000000247	9/30/2012	(4.45)
88107000	CAP Move-CWIP	UN	2000000249	9/30/2012	(35.43)
88107000	CAP Move-CWIP	UZ	2000000204	9/30/2012	115.49
88107000	CAP Move-CWIP	UZ	2000000247	9/30/2012	7.69
88107000	CAP Move-CWIP	UZ	2000000247	9/30/2012	58.53
88107000	CAP Move-CWIP	UZ	2000000247	9/30/2012	27.03
88107000	CAP Move-CWIP	UZ	2000000247	9/30/2012	(10.40)
88107000	CAP Move-CWIP	UZ	2000000204	9/30/2012	413.97
88107000	CAP Move-CWIP	UN	2000000210	9/30/2012	(413.97)
88107000	CAP Move-CWIP	UZ	2000000247	9/30/2012	(35.16)
88107000	CAP Move-CWIP	UZ	2000000247	9/30/2012	26.02
88107000	CAP Move-CWIP	UZ	2000000247	9/30/2012	91.41
88107000	CAP Move-CWIP	UZ	2000000247	9/30/2012	197.97
88107000	CAP Move-CWIP	UN	2000000249	9/30/2012	(280.24)
88107000	CAP Move-CWIP	UN	2000000197	9/30/2012	(16,005.00)
88107000	CAP Move-CWIP	UN	2000000197	9/30/2012	(6,733.78)
88107000	CAP Move-CWIP	UZ	2000000204	9/30/2012	439.04
88107000	CAP Move-CWIP	UZ	2000000204	9/30/2012	1,043.53
88107000	CAP Move-CWIP	UN	2000000210	9/30/2012	(1,482.57)
88107000	CAP Move-CWIP	UZ	2000000247	9/30/2012	(9.62)
88107000	CAP Move-CWIP	UZ	2000000247	9/30/2012	7.12



## Kentucky American Water Company

Case No. 2012-00520

Response to PSC DR1, Item 31

Account	Description	Doc Type	Document Number	Posting Date	Amount
88107000	CAP Move-CWIP	UZ	2000000247	9/30/2012	54.13
88107000	CAP Move-CWIP	UZ	2000000247	9/30/2012	25.00
88107000	CAP Move-CWIP	UN	2000000249	9/30/2012	(76.63)
88107000	CAP Move-CWIP	UN	2000000197	9/30/2012	(14,261.57)
88107000	CAP Move-CWIP	UZ	2000000204	9/30/2012	(38.94)
88107000	CAP Move-CWIP	UN	2000000210	9/30/2012	38.94
88107000	CAP Move-CWIP	UZ	2000000247	9/30/2012	(2.42)
88107000	CAP Move-CWIP	UZ	2000000247	9/30/2012	(8.50)
88107000	CAP Move-CWIP	UZ	2000000247	9/30/2012	3.27
88107000	CAP Move-CWIP	UZ	2000000247	9/30/2012	(18.42)
88107000	CAP Move-CWIP	UN	2000000249	9/30/2012	26.07
88107000	CAP Move-CWIP	UZ	2000000204	9/30/2012	233.59
88107000	CAP Move-CWIP	UZ	2000000247	9/30/2012	(18.86)
88107000	CAP Move-CWIP	UZ	2000000247	9/30/2012	13.95
88107000	CAP Move-CWIP	UZ	2000000247	9/30/2012	49.01
88107000	CAP Move-CWIP	UZ	2000000247	9/30/2012	106.16
88107000	CAP Move-CWIP	UZ	2000000253	9/30/2012	387.41
88107000	CAP Move-CWIP	UZ	2000000204	9/30/2012	627.52
88107000	CAP Move-CWIP	UZ	2000000204	9/30/2012	1,097.32
88107000	CAP Move-CWIP	UZ	2000000247	9/30/2012	53.59
88107000	CAP Move-CWIP	UZ	2000000247	9/30/2012	7.05
88107000	CAP Move-CWIP	UZ	2000000247	9/30/2012	24.75
88107000	CAP Move-CWIP	UZ	2000000247	9/30/2012	(9.52)
88107000	CAP Move-CWIP	UZ	2000000204	9/30/2012	19.25
88107000	CAP Move-CWIP	UZ	2000000247	9/30/2012	(1.73)
88107000	CAP Move-CWIP	UZ	2000000247	9/30/2012	4.50
88107000	CAP Move-CWIP	UZ	2000000247	9/30/2012	1.28
88107000	CAP Move-CWIP	UZ	2000000247	9/30/2012	9.75
88107000	CAP Move-CWIP	UZ	2000000204	9/30/2012	212.55
88107000	CAP Move-CWIP	UZ	2000000247	9/30/2012	(16.76)
88107000	CAP Move-CWIP	UZ	2000000247	9/30/2012	(2.20)
88107000	CAP Move-CWIP	UZ	2000000247	9/30/2012	(7.75)
88107000	CAP Move-CWIP	UZ	2000000247	9/30/2012	2.98
88107000	CAP Move-CWIP	UN	2000000197	9/30/2012	(15,353.03)
88107000	CAP Move-CWIP	UZ	2000000204	9/30/2012	(56.04)
88107000	CAP Move-CWIP	UN	2000000210	9/30/2012	56.04
88107000	CAP Move-CWIP	UZ	2000000242	9/30/2012	9,500.00
88107000	CAP Move-CWIP	UZ	2000000247	9/30/2012	(12.03)
88107000	CAP Move-CWIP	UZ	2000000247	9/30/2012	(26.06)
88107000	CAP Move-CWIP	UZ	2000000247	9/30/2012	4.63
88107000	CAP Move-CWIP	UZ	2000000247	9/30/2012	(3.43)
88107000	CAP Move-CWIP	UN	2000000249	9/30/2012	(9,463.11)
88107000	CAP Move-CWIP	UZ	2000000204	9/30/2012	321.65
88107000	CAP Move-CWIP	UN	2000000202	9/30/2012	(1,196,034.82)
88107000	CAP Move-CWIP	UZ	2000000204	9/30/2012	640.50
88107000	CAP Move-CWIP	UZ	2000000204	9/30/2012	550.06
88107000	CAP Move-CWIP	UZ	2000000204	9/30/2012	(1,721.37)
88107000	CAP Move-CWIP	UN	2000000210	9/30/2012	530.81
88107000	CAP Move-CWIP	UZ	2000000217	9/30/2012	2,116.64
88107000	CAP Move-CWIP	UZ	2000000217	9/30/2012	1,623.73
88107000	CAP Move-CWIP	UN	2000000236	9/30/2012	(3,740.37)
88107000	CAP Move-CWIP	UZ	2000000247	9/30/2012	1.61
88107000	CAP Move-CWIP	UZ	2000000247	9/30/2012	0.46

## Kentucky American Water Company

Case No. 2012-00520

Response to PSC DR1, Item 31

Account	Description	Doc Type	Document Number	Posting Date	Amount
88107000	CAP Move-CWIP	UZ	2000000247	9/30/2012	6.37
88107000	CAP Move-CWIP	UZ	2000000247	9/30/2012	(0.62)
88107000	CAP Move-CWIP	UZ	2000000247	9/30/2012	48.43
88107000	CAP Move-CWIP	UZ	2000000247	9/30/2012	3.47
88107000	CAP Move-CWIP	UZ	2000000247	9/30/2012	(8.60)
88107000	CAP Move-CWIP	UZ	2000000247	9/30/2012	22.36
88107000	CAP Move-CWIP	UN	2000000249	9/30/2012	(73.48)
88107000	CAP Move-CWIP	UN	2000000202	9/30/2012	(1,322,678.48)
88107000	CAP Move-CWIP	UZ	2000000204	9/30/2012	117.76
88107000	CAP Move-CWIP	UZ	2000000204	9/30/2012	1,470.71
88107000	CAP Move-CWIP	UZ	2000000204	9/30/2012	(464.77)
88107000	CAP Move-CWIP	UZ	2000000204	9/30/2012	(7,691.11)
88107000	CAP Move-CWIP	UN	2000000210	9/30/2012	6,567.41
88107000	CAP Move-CWIP	UZ	2000000218	9/30/2012	1,886.08
88107000	CAP Move-CWIP	UZ	2000000220	9/30/2012	2,458.64
88107000	CAP Move-CWIP	UN	2000000236	9/30/2012	(4,344.72)
88107000	CAP Move-CWIP	UZ	2000000244	9/30/2012	121,806.32
88107000	CAP Move-CWIP	UZ	2000000247	9/30/2012	20.10
88107000	CAP Move-CWIP	UZ	2000000247	9/30/2012	5.72
88107000	CAP Move-CWIP	UZ	2000000247	9/30/2012	18.55
88107000	CAP Move-CWIP	UZ	2000000247	9/30/2012	8.57
88107000	CAP Move-CWIP	UZ	2000000247	9/30/2012	(7.73)
88107000	CAP Move-CWIP	UZ	2000000247	9/30/2012	(3.30)
88107000	CAP Move-CWIP	UZ	2000000247	9/30/2012	2.44
88107000	CAP Move-CWIP	UZ	2000000247	9/30/2012	43.53
88107000	CAP Move-CWIP	UN	2000000249	9/30/2012	(121,894.20)
88107000	CAP Move-CWIP	UZ	2000000204	9/30/2012	(22,078.01)
88107000	CAP Move-CWIP	UZ	2000000207	9/30/2012	22,078.01
88107000	CAP Move-CWIP	UZ	2000000218	9/30/2012	2,691.12
88107000	CAP Move-CWIP	UZ	2000000218	9/30/2012	2,064.42
88107000	CAP Move-CWIP	UZ	2000000242	9/30/2012	338,619.83
88107000	CAP Move-CWIP	UZ	2000000204	9/30/2012	(2,934.00)
88107000	CAP Move-CWIP	UZ	2000000207	9/30/2012	2,934.00
88107000	CAP Move-CWIP	UZ	2000000217	9/30/2012	238.15
88107000	CAP Move-CWIP	UZ	2000000217	9/30/2012	182.69
88107000	CAP Move-CWIP	UZ	2000000217	9/30/2012	436.80
88107000	CAP Move-CWIP	UZ	2000000217	9/30/2012	257.63
88107000	CAP Move-CWIP	UZ	2000000218	9/30/2012	219.07
88107000	CAP Move-CWIP	UZ	2000000218	9/30/2012	4,815.08
88107000	CAP Move-CWIP	UZ	2000000221	9/30/2012	36.32
88107000	CAP Move-CWIP	UZ	2000000229	9/30/2012	40.19
88107000	CAP Move-CWIP	UZ	2000000229	9/30/2012	69.63
88107000	CAP Move-CWIP	UZ	2000000229	9/30/2012	134.60
88107000	CAP Move-CWIP	UZ	2000000229	9/30/2012	279.97
88107000	CAP Move-CWIP	UZ	2000000229	9/30/2012	47.65
88107000	CAP Move-CWIP	UZ	2000000231	9/30/2012	525.30
88107000	CAP Move-CWIP	UZ	2000000231	9/30/2012	(7.64)
88107000	CAP Move-CWIP	UZ	2000000231	9/30/2012	26.77
88107000	CAP Move-CWIP	UZ	2000000231	9/30/2012	(5.44)
88107000	CAP Move-CWIP	UZ	2000000231	9/30/2012	(544.86)
88107000	CAP Move-CWIP	UZ	2000000231	9/30/2012	(102.35)
88107000	CAP Move-CWIP	UZ	2000000231	9/30/2012	243.92
88107000	CAP Move-CWIP	UZ	2000000231	9/30/2012	30.42

## Kentucky American Water Company

Case No. 2012-00520

Response to PSC DR1, Item 31

Account	Description	Doc Type	Document Number	Posting Date	Amount
88107000	CAP Move-CWIP	UZ	2000000231	9/30/2012	995.82
88107000	CAP Move-CWIP	UZ	2000000242	9/30/2012	45,000.00
88107000	CAP Move-CWIP	UZ	2000000204	9/30/2012	912.25
88107000	CAP Move-CWIP	UZ	2000000204	9/30/2012	999.84
88107000	CAP Move-CWIP	UZ	2000000204	9/30/2012	(539.50)
88107000	CAP Move-CWIP	UZ	2000000207	9/30/2012	539.50
88107000	CAP Move-CWIP	UZ	2000000217	9/30/2012	1,644.03
88107000	CAP Move-CWIP	UZ	2000000217	9/30/2012	1,261.17
88107000	CAP Move-CWIP	UZ	2000000242	9/30/2012	46,259.35
88107000	CAP Move-CWIP	UZ	2000000247	9/30/2012	13.28
88107000	CAP Move-CWIP	UZ	2000000247	9/30/2012	101.06
88107000	CAP Move-CWIP	UZ	2000000247	9/30/2012	(17.95)
88107000	CAP Move-CWIP	UZ	2000000247	9/30/2012	46.66
88107000	CAP Move-CWIP	UZ	2000000242	9/30/2012	24,300.70
88107000	CAP Move-CWIP	UZ	2000000204	9/30/2012	529.75
88107000	CAP Move-CWIP	UZ	2000000204	9/30/2012	2,189.31
88107000	CAP Move-CWIP	UZ	2000000217	9/30/2012	1,701.87
88107000	CAP Move-CWIP	UZ	2000000217	9/30/2012	1,305.54
88107000	CAP Move-CWIP	UZ	2000000252	9/30/2012	161,338.03
88107000	CAP Move-CWIP	UZ	2000000218	9/30/2012	28.31
88107000	CAP Move-CWIP	UZ	2000000218	9/30/2012	36.91
88107000	CAP Move-CWIP	UZ	2000000204	9/30/2012	7.08
88107000	CAP Move-CWIP	UN	2000000210	9/30/2012	(7.08)
88107000	CAP Move-CWIP	UN	2000000197	9/30/2012	(70.62)
88107000	CAP Move-CWIP	UZ	2000000204	9/30/2012	(666.36)
88107000	CAP Move-CWIP	UN	2000000210	9/30/2012	666.36
88107000	CAP Move-CWIP	UZ	2000000217	9/30/2012	102.52
88107000	CAP Move-CWIP	UZ	2000000218	9/30/2012	133.64
88107000	CAP Move-CWIP	UN	2000000236	9/30/2012	(236.16)
88107000	CAP Move-CWIP	UZ	2000000247	9/30/2012	63.19
88107000	CAP Move-CWIP	UZ	2000000247	9/30/2012	(164.26)
88107000	CAP Move-CWIP	UZ	2000000247	9/30/2012	(46.76)
88107000	CAP Move-CWIP	UZ	2000000247	9/30/2012	(355.72)
88107000	CAP Move-CWIP	UN	2000000249	9/30/2012	503.55
88107000	CAP Move-CWIP	UZ	2000000253	9/30/2012	1,667.36
88107000	CAP Move-CWIP	UN	2000000259	9/30/2012	(1,667.36)
88107000	CAP Move-CWIP	UZ	2000000204	9/30/2012	(656.70)
88107000	CAP Move-CWIP	UZ	2000000207	9/30/2012	663.34
88107000	CAP Move-CWIP	UZ	2000000218	9/30/2012	36.59
88107000	CAP Move-CWIP	UZ	2000000218	9/30/2012	28.07
88107000	CAP Move-CWIP	UZ	2000000242	9/30/2012	10,072.11
88107000	CAP Move-CWIP	UZ	2000000204	9/30/2012	(33.27)
88107000	CAP Move-CWIP	UZ	2000000207	9/30/2012	665.42
88107000	CAP Move-CWIP	UZ	2000000218	9/30/2012	1.19
88107000	CAP Move-CWIP	UZ	2000000220	9/30/2012	1.55
88107000	CAP Move-CWIP	UZ	2000000242	9/30/2012	510.29
88107000	CAP Move-CWIP	UZ	2000000204	9/30/2012	(320.96)
88107000	CAP Move-CWIP	UZ	2000000207	9/30/2012	455.58
88107000	CAP Move-CWIP	UZ	2000000217	9/30/2012	21.39
88107000	CAP Move-CWIP	UZ	2000000217	9/30/2012	27.88
88107000	CAP Move-CWIP	UZ	2000000242	9/30/2012	6,917.53
88107000	CAP Move-CWIP	UZ	2000000247	9/30/2012	29.49
88107000	CAP Move-CWIP	UZ	2000000247	9/30/2012	8.40

## Kentucky American Water Company

Case No. 2012-00520

Response to PSC DR1, Item 31

Account	Description	Doc Type	Document Number	Posting Date	Amount
88107000	CAP Move-CWIP	UZ	2000000247	9/30/2012	63.86
88107000	CAP Move-CWIP	UZ	2000000247	9/30/2012	(11.35)
88107000	CAP Move-CWIP	UZ	2000000204	9/30/2012	(440.95)
88107000	CAP Move-CWIP	UZ	2000000207	9/30/2012	560.49
88107000	CAP Move-CWIP	UZ	2000000218	9/30/2012	24.62
88107000	CAP Move-CWIP	UZ	2000000218	9/30/2012	18.89
88107000	CAP Move-CWIP	UZ	2000000242	9/30/2012	8,510.50
88107000	CAP Move-CWIP	UZ	2000000247	9/30/2012	(9.93)
88107000	CAP Move-CWIP	UZ	2000000247	9/30/2012	25.81
88107000	CAP Move-CWIP	UZ	2000000247	9/30/2012	55.89
88107000	CAP Move-CWIP	UZ	2000000247	9/30/2012	7.35
88107000	CAP Move-CWIP	UZ	2000000204	9/30/2012	(658.76)
88107000	CAP Move-CWIP	UZ	2000000207	9/30/2012	665.42
88107000	CAP Move-CWIP	UZ	2000000217	9/30/2012	14.15
88107000	CAP Move-CWIP	UZ	2000000218	9/30/2012	18.45
88107000	CAP Move-CWIP	UZ	2000000242	9/30/2012	10,103.74
88107000	CAP Move-CWIP	UZ	2000000204	9/30/2012	(514.28)
88107000	CAP Move-CWIP	UZ	2000000207	9/30/2012	560.49
88107000	CAP Move-CWIP	UZ	2000000217	9/30/2012	17.21
88107000	CAP Move-CWIP	UZ	2000000217	9/30/2012	22.44
88107000	CAP Move-CWIP	UZ	2000000242	9/30/2012	8,510.50
88107000	CAP Move-CWIP	UZ	2000000247	9/30/2012	(3.54)
88107000	CAP Move-CWIP	UZ	2000000247	9/30/2012	9.22
88107000	CAP Move-CWIP	UZ	2000000247	9/30/2012	2.62
88107000	CAP Move-CWIP	UZ	2000000247	9/30/2012	19.96
88107000	CAP Move-CWIP	UZ	2000000204	9/30/2012	5.91
88107000	CAP Move-CWIP	UN	2000000236	9/30/2012	(5.91)
88107000	CAP Move-CWIP	UZ	2000000247	9/30/2012	1.27
88107000	CAP Move-CWIP	UZ	2000000247	9/30/2012	0.36
88107000	CAP Move-CWIP	UZ	2000000247	9/30/2012	2.74
88107000	CAP Move-CWIP	UZ	2000000247	9/30/2012	(0.49)
88107000	CAP Move-CWIP	UN	2000000263	9/30/2012	(3.88)
88107000	CAP Move-CWIP	UZ	2000000204	9/30/2012	2.15
88107000	CAP Move-CWIP	UN	2000000236	9/30/2012	(2.15)
88107000	CAP Move-CWIP	UZ	2000000247	9/30/2012	0.93
88107000	CAP Move-CWIP	UZ	2000000247	9/30/2012	0.43
88107000	CAP Move-CWIP	UZ	2000000247	9/30/2012	0.12
88107000	CAP Move-CWIP	UZ	2000000247	9/30/2012	(0.16)
88107000	CAP Move-CWIP	UN	2000000263	9/30/2012	(1.32)
88107000	CAP Move-CWIP	UZ	2000000204	9/30/2012	740.50
88107000	CAP Move-CWIP	UZ	2000000204	9/30/2012	84.76
88107000	CAP Move-CWIP	UZ	2000000207	9/30/2012	183.46
88107000	CAP Move-CWIP	UN	2000000236	9/30/2012	(6,636.53)
88107000	CAP Move-CWIP	UZ	2000000247	9/30/2012	76.90
88107000	CAP Move-CWIP	UZ	2000000247	9/30/2012	(29.58)
88107000	CAP Move-CWIP	UZ	2000000247	9/30/2012	166.55
88107000	CAP Move-CWIP	UZ	2000000247	9/30/2012	21.89
88107000	CAP Move-CWIP	UZ	2000000253	9/30/2012	5,467.13
88107000	CAP Move-CWIP	UN	2000000263	9/30/2012	(5,702.89)
88107000	CAP Move-CWIP	UZ	2000000204	9/30/2012	177.32
88107000	CAP Move-CWIP	UN	2000000236	9/30/2012	(3,892.83)
88107000	CAP Move-CWIP	UZ	2000000247	9/30/2012	(32.22)
88107000	CAP Move-CWIP	UZ	2000000247	9/30/2012	(4.24)

## Kentucky American Water Company

Case No. 2012-00520

Response to PSC DR1, Item 31

Account	Description	Doc Type	Document Number	Posting Date	Amount
88107000	CAP Move-CWIP	UZ	2000000247	9/30/2012	(14.88)
88107000	CAP Move-CWIP	UZ	2000000247	9/30/2012	5.72
88107000	CAP Move-CWIP	UZ	2000000253	9/30/2012	278.00
88107000	CAP Move-CWIP	UN	2000000263	9/30/2012	(232.38)
88107000	CAP Move-CWIP	UZ	2000000204	9/30/2012	31.03
88107000	CAP Move-CWIP	UZ	2000000204	9/30/2012	357.76
88107000	CAP Move-CWIP	UN	2000000236	9/30/2012	(864.73)
88107000	CAP Move-CWIP	UZ	2000000247	9/30/2012	144.03
88107000	CAP Move-CWIP	UZ	2000000247	9/30/2012	18.93
88107000	CAP Move-CWIP	UZ	2000000247	9/30/2012	66.50
88107000	CAP Move-CWIP	UZ	2000000247	9/30/2012	(25.58)
88107000	CAP Move-CWIP	UN	2000000263	9/30/2012	(203.88)
88107000	CAP Move-CWIP	UZ	2000000253	9/30/2012	1,229.00
88107000	CAP Move-CWIP	UN	2000000263	9/30/2012	(1,229.00)
88107000	CAP Move-CWIP	UZ	2000000204	9/30/2012	34.33
88107000	CAP Move-CWIP	UN	2000000236	9/30/2012	(560.94)
88107000	CAP Move-CWIP	UZ	2000000217	9/30/2012	35.67
88107000	CAP Move-CWIP	UZ	2000000218	9/30/2012	27.36
88107000	CAP Move-CWIP	UZ	2000000204	9/30/2012	58.48
88107000	CAP Move-CWIP	UZ	2000000204	9/30/2012	1,255.83
88107000	CAP Move-CWIP	UZ	2000000207	9/30/2012	41.32
88107000	CAP Move-CWIP	UN	2000000236	9/30/2012	(3,292.62)
88107000	CAP Move-CWIP	UZ	2000000247	9/30/2012	26.80
88107000	CAP Move-CWIP	UZ	2000000247	9/30/2012	94.14
88107000	CAP Move-CWIP	UZ	2000000247	9/30/2012	203.88
88107000	CAP Move-CWIP	UZ	2000000247	9/30/2012	(36.22)
88107000	CAP Move-CWIP	UZ	2000000253	9/30/2012	7,500.88
88107000	CAP Move-CWIP	UN	2000000263	9/30/2012	(7,789.48)
88107000	CAP Move-CWIP	UZ	2000000204	9/30/2012	96.97
88107000	CAP Move-CWIP	UN	2000000236	9/30/2012	(611.73)
88107000	CAP Move-CWIP	UZ	2000000247	9/30/2012	27.66
88107000	CAP Move-CWIP	UZ	2000000247	9/30/2012	12.77
88107000	CAP Move-CWIP	UZ	2000000247	9/30/2012	3.64
88107000	CAP Move-CWIP	UZ	2000000247	9/30/2012	(4.91)
88107000	CAP Move-CWIP	UN	2000000263	9/30/2012	(39.16)
88107000	CAP Move-CWIP	UZ	2000000204	9/30/2012	69.72
88107000	CAP Move-CWIP	UN	2000000236	9/30/2012	(69.72)
88107000	CAP Move-CWIP	UZ	2000000247	9/30/2012	32.57
88107000	CAP Move-CWIP	UZ	2000000247	9/30/2012	15.04
88107000	CAP Move-CWIP	UZ	2000000247	9/30/2012	4.28
88107000	CAP Move-CWIP	UZ	2000000247	9/30/2012	(5.79)
88107000	CAP Move-CWIP	UZ	2000000253	9/30/2012	20,300.30
88107000	CAP Move-CWIP	UN	2000000263	9/30/2012	(20,346.40)
88107000	CAP Move-CWIP	UZ	2000000204	9/30/2012	360.23
88107000	CAP Move-CWIP	UZ	2000000204	9/30/2012	(3,390.40)
88107000	CAP Move-CWIP	UZ	2000000207	9/30/2012	3,390.40
88107000	CAP Move-CWIP	UN	2000000236	9/30/2012	(2,910.23)
88107000	CAP Move-CWIP	UZ	2000000204	9/30/2012	(1,010.60)
88107000	CAP Move-CWIP	UZ	2000000204	9/30/2012	137.90
88107000	CAP Move-CWIP	UZ	2000000207	9/30/2012	1,010.60
88107000	CAP Move-CWIP	UN	2000000236	9/30/2012	(1,827.90)
88107000	CAP Move-CWIP	UZ	2000000204	9/30/2012	55.42
88107000	CAP Move-CWIP	UN	2000000236	9/30/2012	(905.42)

## Kentucky American Water Company

Case No. 2012-00520

Response to PSC DR1, Item 31

Account	Description	Doc Type	Document Number	Posting Date	Amount
88107000	CAP Move-CWIP	UZ	2000000204	9/30/2012	166.26
88107000	CAP Move-CWIP	UZ	2000000204	9/30/2012	(2,608.00)
88107000	CAP Move-CWIP	UZ	2000000207	9/30/2012	2,608.00
88107000	CAP Move-CWIP	UN	2000000236	9/30/2012	(2,716.26)
88107000	CAP Move-CWIP	UZ	2000000204	9/30/2012	296.27
88107000	CAP Move-CWIP	UZ	2000000204	9/30/2012	5,816.26
88107000	CAP Move-CWIP	UN	2000000236	9/30/2012	(42,784.52)
88107000	CAP Move-CWIP	UZ	2000000247	9/30/2012	119.50
88107000	CAP Move-CWIP	UZ	2000000247	9/30/2012	(21.23)
88107000	CAP Move-CWIP	UZ	2000000247	9/30/2012	55.18
88107000	CAP Move-CWIP	UZ	2000000247	9/30/2012	15.71
88107000	CAP Move-CWIP	UN	2000000263	9/30/2012	(169.16)
88107000	CAP Move-CWIP	UZ	2000000204	9/30/2012	(88.86)
88107000	CAP Move-CWIP	UN	2000000236	9/30/2012	88.86
88107000	CAP Move-CWIP	UZ	2000000247	9/30/2012	7.27
88107000	CAP Move-CWIP	UZ	2000000247	9/30/2012	(5.38)
88107000	CAP Move-CWIP	UZ	2000000247	9/30/2012	(18.90)
88107000	CAP Move-CWIP	UZ	2000000247	9/30/2012	(40.92)
88107000	CAP Move-CWIP	UN	2000000263	9/30/2012	57.93
88107000	CAP Move-CWIP	UZ	2000000204	9/30/2012	1,352.47
88107000	CAP Move-CWIP	UZ	2000000204	9/30/2012	429.48
88107000	CAP Move-CWIP	UZ	2000000207	9/30/2012	74.01
88107000	CAP Move-CWIP	UN	2000000236	9/30/2012	(4,796.74)
88107000	CAP Move-CWIP	UZ	2000000247	9/30/2012	137.41
88107000	CAP Move-CWIP	UZ	2000000247	9/30/2012	(24.41)
88107000	CAP Move-CWIP	UZ	2000000247	9/30/2012	18.06
88107000	CAP Move-CWIP	UZ	2000000247	9/30/2012	63.45
88107000	CAP Move-CWIP	UZ	2000000253	9/30/2012	2,726.14
88107000	CAP Move-CWIP	UN	2000000263	9/30/2012	(2,920.65)
88107000	CAP Move-CWIP	UZ	2000000204	9/30/2012	100.32
88107000	CAP Move-CWIP	UZ	2000000204	9/30/2012	62.32
88107000	CAP Move-CWIP	UN	2000000236	9/30/2012	(1,118.43)
88107000	CAP Move-CWIP	UZ	2000000217	9/30/2012	15.23
88107000	CAP Move-CWIP	UZ	2000000218	9/30/2012	11.68
88107000	CAP Move-CWIP	UZ	2000000217	9/30/2012	2.56
88107000	CAP Move-CWIP	UZ	2000000218	9/30/2012	3.34
88107000	CAP Move-CWIP	UZ	2000000204	9/30/2012	41.73
88107000	CAP Move-CWIP	UN	2000000236	9/30/2012	(576.73)
88107000	CAP Move-CWIP	UZ	2000000204	9/30/2012	53.79
88107000	CAP Move-CWIP	UN	2000000236	9/30/2012	(878.79)
88107000	CAP Move-CWIP	UZ	2000000204	9/30/2012	6.85
88107000	CAP Move-CWIP	UN	2000000236	9/30/2012	(111.85)
88107000	CAP Move-CWIP	UZ	2000000204	9/30/2012	(1,891.06)
88107000	CAP Move-CWIP	UZ	2000000207	9/30/2012	1,891.06
88107000	CAP Move-CWIP	UZ	2000000242	9/30/2012	27,034.09
88107000	CAP Move-CWIP	UN	2000000263	9/30/2012	(27,034.09)
88107000	CAP Move-CWIP	UZ	2000000204	9/30/2012	123.95
88107000	CAP Move-CWIP	UZ	2000000204	9/30/2012	1,444.83
88107000	CAP Move-CWIP	UN	2000000236	9/30/2012	(12,243.78)
88107000	CAP Move-CWIP	UZ	2000000247	9/30/2012	63.74
88107000	CAP Move-CWIP	UZ	2000000247	9/30/2012	29.43
88107000	CAP Move-CWIP	UZ	2000000247	9/30/2012	8.38
88107000	CAP Move-CWIP	UZ	2000000247	9/30/2012	(11.32)

## Kentucky American Water Company

Case No. 2012-00520

Response to PSC DR1, Item 31

Account	Description	Doc Type	Document Number	Posting Date	Amount
88107000	CAP Move-CWIP	UN	2000000263	9/30/2012	(90.23)
88107000	CAP Move-CWIP	UZ	2000000204	9/30/2012	169.19
88107000	CAP Move-CWIP	UN	2000000236	9/30/2012	(1,819.19)
88107000	CAP Move-CWIP	UZ	2000000253	9/30/2012	43.50
88107000	CAP Move-CWIP	UN	2000000263	9/30/2012	(43.50)
88107000	CAP Move-CWIP	UZ	2000000204	9/30/2012	375.51
88107000	CAP Move-CWIP	UZ	2000000204	9/30/2012	(4,210.48)
88107000	CAP Move-CWIP	UZ	2000000207	9/30/2012	5,583.32
88107000	CAP Move-CWIP	UN	2000000236	9/30/2012	(5,846.07)
88107000	CAP Move-CWIP	UZ	2000000247	9/30/2012	(31.83)
88107000	CAP Move-CWIP	UZ	2000000247	9/30/2012	23.55
88107000	CAP Move-CWIP	UZ	2000000247	9/30/2012	179.19
88107000	CAP Move-CWIP	UZ	2000000247	9/30/2012	82.74
88107000	CAP Move-CWIP	UZ	2000000253	9/30/2012	218.20
88107000	CAP Move-CWIP	UN	2000000263	9/30/2012	(471.85)
88107000	CAP Move-CWIP	UZ	2000000204	9/30/2012	10.89
88107000	CAP Move-CWIP	UN	2000000236	9/30/2012	(177.93)
88107000	CAP Move-CWIP	UZ	2000000253	9/30/2012	167.04
88107000	CAP Move-CWIP	UN	2000000263	9/30/2012	(167.04)
88107000	CAP Move-CWIP	UZ	2000000204	9/30/2012	14.18
88107000	CAP Move-CWIP	UN	2000000236	9/30/2012	(14.18)
88107000	CAP Move-CWIP	UZ	2000000204	9/30/2012	(283.62)
88107000	CAP Move-CWIP	UZ	2000000207	9/30/2012	326.00
88107000	CAP Move-CWIP	UN	2000000236	9/30/2012	(42.38)
88107000	CAP Move-CWIP	UZ	2000000204	9/30/2012	(52.72)
88107000	CAP Move-CWIP	UN	2000000236	9/30/2012	52.72
88107000	CAP Move-CWIP	UZ	2000000247	9/30/2012	(38.51)
88107000	CAP Move-CWIP	UZ	2000000247	9/30/2012	6.84
88107000	CAP Move-CWIP	UZ	2000000247	9/30/2012	(17.78)
88107000	CAP Move-CWIP	UZ	2000000247	9/30/2012	(5.06)
88107000	CAP Move-CWIP	UN	2000000263	9/30/2012	54.51
88107000	CAP Move-CWIP	UZ	2000000204	9/30/2012	(2,836.20)
88107000	CAP Move-CWIP	UZ	2000000207	9/30/2012	3,260.00
88107000	CAP Move-CWIP	UN	2000000236	9/30/2012	(423.80)
88107000	CAP Move-CWIP	UZ	2000000204	9/30/2012	(3,516.89)
88107000	CAP Move-CWIP	UZ	2000000207	9/30/2012	4,042.40
88107000	CAP Move-CWIP	UN	2000000236	9/30/2012	(525.51)
88107000	CAP Move-CWIP	UZ	2000000204	9/30/2012	(2,622.43)
88107000	CAP Move-CWIP	UZ	2000000207	9/30/2012	5,324.39
88107000	CAP Move-CWIP	UN	2000000236	9/30/2012	(30,123.11)
88107000	CAP Move-CWIP	UZ	2000000247	9/30/2012	(17.81)
88107000	CAP Move-CWIP	UZ	2000000247	9/30/2012	13.17
88107000	CAP Move-CWIP	UZ	2000000247	9/30/2012	100.23
88107000	CAP Move-CWIP	UZ	2000000247	9/30/2012	46.28
88107000	CAP Move-CWIP	UN	2000000263	9/30/2012	(141.87)
88107000	CAP Move-CWIP	UZ	2000000204	9/30/2012	821.17
88107000	CAP Move-CWIP	UN	2000000236	9/30/2012	(821.17)
88107000	CAP Move-CWIP	UZ	2000000247	9/30/2012	41.79
88107000	CAP Move-CWIP	UZ	2000000247	9/30/2012	(56.46)
88107000	CAP Move-CWIP	UZ	2000000247	9/30/2012	146.78
88107000	CAP Move-CWIP	UZ	2000000247	9/30/2012	317.87
88107000	CAP Move-CWIP	UN	2000000263	9/30/2012	(449.98)
88107000	CAP Move-CWIP	UZ	2000000204	9/30/2012	(24.61)

## Kentucky American Water Company

Case No. 2012-00520

Response to PSC DR1, Item 31

Account	Description	Doc Type	Document Number	Posting Date	Amount
88107000	CAP Move-CWIP	UN	2000000236	9/30/2012	24.61
88107000	CAP Move-CWIP	UZ	2000000247	9/30/2012	(1.43)
88107000	CAP Move-CWIP	UZ	2000000247	9/30/2012	(10.87)
88107000	CAP Move-CWIP	UZ	2000000247	9/30/2012	(5.02)
88107000	CAP Move-CWIP	UZ	2000000247	9/30/2012	1.93
88107000	CAP Move-CWIP	UN	2000000263	9/30/2012	15.39
88107000	CAP Move-CWIP	UZ	2000000217	9/30/2012	0.30
88107000	CAP Move-CWIP	UZ	2000000218	9/30/2012	0.39
88107000	CAP Move-CWIP	UN	2000000197	9/30/2012	2,418.62
88107000	CAP Move-CWIP	UZ	2000000204	9/30/2012	2,785.67
88107000	CAP Move-CWIP	UN	2000000210	9/30/2012	(2,785.67)
88107000	CAP Move-CWIP	UZ	2000000247	9/30/2012	9.11
88107000	CAP Move-CWIP	UZ	2000000247	9/30/2012	31.99
88107000	CAP Move-CWIP	UZ	2000000247	9/30/2012	(12.31)
88107000	CAP Move-CWIP	UZ	2000000247	9/30/2012	69.29
88107000	CAP Move-CWIP	UN	2000000249	9/30/2012	(98.08)
88107000	CAP Move-CWIP	UN	2000000197	9/30/2012	(38,515.50)
88107000	CAP Move-CWIP	UZ	2000000204	9/30/2012	2,511.21
88107000	CAP Move-CWIP	UN	2000000210	9/30/2012	(2,511.21)
88107000	CAP Move-CWIP	UZ	2000000204	9/30/2012	13,842.94
88107000	CAP Move-CWIP	UZ	2000000204	9/30/2012	746.54
88107000	CAP Move-CWIP	UZ	2000000218	9/30/2012	295.64
88107000	CAP Move-CWIP	UZ	2000000218	9/30/2012	385.38
88107000	CAP Move-CWIP	UZ	2000000247	9/30/2012	141.84
88107000	CAP Move-CWIP	UZ	2000000247	9/30/2012	307.19
88107000	CAP Move-CWIP	UZ	2000000247	9/30/2012	40.37
88107000	CAP Move-CWIP	UZ	2000000247	9/30/2012	(54.56)
88107000	CAP Move-CWIP	UZ	2000000204	9/30/2012	345.91
88107000	CAP Move-CWIP	UZ	2000000204	9/30/2012	174.85
88107000	CAP Move-CWIP	UZ	2000000218	9/30/2012	48.80
88107000	CAP Move-CWIP	UZ	2000000219	9/30/2012	37.43
88107000	CAP Move-CWIP	UZ	2000000204	9/30/2012	106.51
88107000	CAP Move-CWIP	UZ	2000000204	9/30/2012	2,605.46
88107000	CAP Move-CWIP	UZ	2000000217	9/30/2012	248.33
88107000	CAP Move-CWIP	UZ	2000000218	9/30/2012	190.50
88107000	CAP Move-CWIP	UZ	2000000247	9/30/2012	23.44
88107000	CAP Move-CWIP	UZ	2000000247	9/30/2012	6.67
88107000	CAP Move-CWIP	UZ	2000000247	9/30/2012	50.74
88107000	CAP Move-CWIP	UZ	2000000247	9/30/2012	(9.02)
88107000	CAP Move-CWIP	UZ	2000000204	9/30/2012	(17.70)
88107000	CAP Move-CWIP	UZ	2000000204	9/30/2012	5,459.70
88107000	CAP Move-CWIP	UZ	2000000247	9/30/2012	(3.63)
88107000	CAP Move-CWIP	UZ	2000000247	9/30/2012	(7.87)
88107000	CAP Move-CWIP	UZ	2000000247	9/30/2012	(1.03)
88107000	CAP Move-CWIP	UZ	2000000247	9/30/2012	1.40
88107000	CAP Move-CWIP	UZ	2000000204	9/30/2012	205.09
88107000	CAP Move-CWIP	UZ	2000000204	9/30/2012	723.26
88107000	CAP Move-CWIP	UZ	2000000242	9/30/2012	7,650.00
88107000	CAP Move-CWIP	UZ	2000000204	9/30/2012	(1,016.83)
88107000	CAP Move-CWIP	UZ	2000000207	9/30/2012	1,304.00
88107000	CAP Move-CWIP	UN	2000000210	9/30/2012	(287.17)
88107000	CAP Move-CWIP	UZ	2000000204	9/30/2012	(1,044.83)
88107000	CAP Move-CWIP	UZ	2000000207	9/30/2012	1,304.00



## Kentucky American Water Company

Case No. 2012-00520

Response to PSC DR1, Item 31

Account	Description	Doc Type	Document Number	Posting Date	Amount
88107000	CAP Move-CWIP	UN	2000000210	9/30/2012	(259.17)
88107000	CAP Move-CWIP	UZ	2000000204	9/30/2012	(1,956.00)
88107000	CAP Move-CWIP	UZ	2000000207	9/30/2012	1,956.00
88107000	CAP Move-CWIP	UZ	2000000242	9/30/2012	30,000.00
88107000	CAP Move-CWIP	UN	2000000249	9/30/2012	(30,000.00)
88107000	CAP Move-CWIP	UN	2000000259	9/30/2012	(23,643.85)
88107000	CAP Move-CWIP	UZ	2000000204	9/30/2012	2,654.44
88107000	CAP Move-CWIP	UZ	2000000204	9/30/2012	158.96
88107000	CAP Move-CWIP	UZ	2000000217	9/30/2012	85.61
88107000	CAP Move-CWIP	UZ	2000000218	9/30/2012	65.67
88107000	CAP Move-CWIP	UZ	2000000204	9/30/2012	3,409.60
88107000	CAP Move-CWIP	UZ	2000000217	9/30/2012	77.99
88107000	CAP Move-CWIP	UZ	2000000217	9/30/2012	101.66
88107000	CAP Move-CWIP	UZ	2000000204	9/30/2012	270.58
88107000	CAP Move-CWIP	UZ	2000000204	9/30/2012	1,409.88
88107000	CAP Move-CWIP	UZ	2000000217	9/30/2012	40.37
88107000	CAP Move-CWIP	UZ	2000000218	9/30/2012	30.97
88107000	CAP Move-CWIP	UZ	2000000207	9/30/2012	1,304.00
88107000	CAP Move-CWIP	UP	2000000237	9/30/2012	(1,304.00)
88107000	CAP Move-CWIP	UZ	2000000217	9/30/2012	5.19
88107000	CAP Move-CWIP	UZ	2000000217	9/30/2012	3.98
88107000	CAP Move-CWIP	UN	2000000197	9/30/2012	80.61
88107000	CAP Move-CWIP	UZ	2000000204	9/30/2012	(5.26)
88107000	CAP Move-CWIP	UN	2000000210	9/30/2012	5.26
88107000	CAP Move-CWIP	UZ	2000000204	9/30/2012	419.76
88107000	CAP Move-CWIP	UZ	2000000204	9/30/2012	864.66
88107000	CAP Move-CWIP	UZ	2000000204	9/30/2012	(6,520.00)
88107000	CAP Move-CWIP	UZ	2000000207	9/30/2012	6,520.00
88107000	CAP Move-CWIP	UZ	2000000217	9/30/2012	1,226.48
88107000	CAP Move-CWIP	UZ	2000000220	9/30/2012	940.86
88107000	CAP Move-CWIP	UZ	2000000242	9/30/2012	50,000.00
88107000	CAP Move-CWIP	UZ	2000000217	9/30/2012	8.91
88107000	CAP Move-CWIP	UZ	2000000218	9/30/2012	11.62
88107000	CAP Move-CWIP	UZ	2000000204	9/30/2012	(613.21)
88107000	CAP Move-CWIP	UZ	2000000207	9/30/2012	619.40
88107000	CAP Move-CWIP	UZ	2000000218	9/30/2012	17.18
88107000	CAP Move-CWIP	UZ	2000000218	9/30/2012	13.18
88107000	CAP Move-CWIP	UZ	2000000242	9/30/2012	9,405.07
88107000	CAP Move-CWIP	UZ	2000000204	9/30/2012	(612.13)
88107000	CAP Move-CWIP	UZ	2000000207	9/30/2012	618.31
88107000	CAP Move-CWIP	UZ	2000000218	9/30/2012	26.70
88107000	CAP Move-CWIP	UZ	2000000218	9/30/2012	20.48
88107000	CAP Move-CWIP	UZ	2000000242	9/30/2012	9,388.47
88107000	CAP Move-CWIP	UZ	2000000204	9/30/2012	(619.40)
88107000	CAP Move-CWIP	UZ	2000000207	9/30/2012	619.40
88107000	CAP Move-CWIP	UZ	2000000217	9/30/2012	17.34
88107000	CAP Move-CWIP	UZ	2000000218	9/30/2012	13.30
88107000	CAP Move-CWIP	UZ	2000000242	9/30/2012	9,500.07
88107000	CAP Move-CWIP	UZ	2000000204	9/30/2012	210.70
88107000	CAP Move-CWIP	UZ	2000000247	9/30/2012	8.56
88107000	CAP Move-CWIP	UZ	2000000247	9/30/2012	30.05
88107000	CAP Move-CWIP	UZ	2000000247	9/30/2012	(11.56)
88107000	CAP Move-CWIP	UZ	2000000247	9/30/2012	65.06

## Kentucky American Water Company

Case No. 2012-00520

Response to PSC DR1, Item 31

Account	Description	Doc Type	Document Number	Posting Date	Amount
88107000	CAP Move-CWIP	UN	2000000263	9/30/2012	(3,745.36)
88107000	CAP Move-CWIP	UZ	2000000204	9/30/2012	13.53
88107000	CAP Move-CWIP	UN	2000000236	9/30/2012	(13.53)
88107000	CAP Move-CWIP	UZ	2000000247	9/30/2012	(0.74)
88107000	CAP Move-CWIP	UZ	2000000247	9/30/2012	1.93
88107000	CAP Move-CWIP	UZ	2000000247	9/30/2012	0.55
88107000	CAP Move-CWIP	UZ	2000000247	9/30/2012	4.17
88107000	CAP Move-CWIP	UN	2000000263	9/30/2012	(5.91)
88107000	CAP Move-CWIP	UZ	2000000204	9/30/2012	17.96
88107000	CAP Move-CWIP	UN	2000000236	9/30/2012	(17.96)
88107000	CAP Move-CWIP	UZ	2000000247	9/30/2012	4.17
88107000	CAP Move-CWIP	UZ	2000000247	9/30/2012	1.93
88107000	CAP Move-CWIP	UZ	2000000247	9/30/2012	0.55
88107000	CAP Move-CWIP	UZ	2000000247	9/30/2012	(0.74)
88107000	CAP Move-CWIP	UN	2000000263	9/30/2012	(5.91)
88107000	CAP Move-CWIP	UZ	2000000204	9/30/2012	242.22
88107000	CAP Move-CWIP	UN	2000000210	9/30/2012	(242.22)
88107000	CAP Move-CWIP	UZ	2000000247	9/30/2012	49.39
88107000	CAP Move-CWIP	UZ	2000000247	9/30/2012	(19.00)
88107000	CAP Move-CWIP	UZ	2000000247	9/30/2012	14.06
88107000	CAP Move-CWIP	UZ	2000000247	9/30/2012	106.96
88107000	CAP Move-CWIP	UN	2000000249	9/30/2012	(151.41)
88107000	CAP Move-CWIP	UZ	2000000218	9/30/2012	1.33
88107000	CAP Move-CWIP	UZ	2000000220	9/30/2012	1.74
88107000	CAP Move-CWIP	UZ	2000000242	9/30/2012	7,292.22
88107000	CAP Move-CWIP	UP	2000000256	9/30/2012	(7,517.97)
88107000	CAP Move-CWIP	UP	2000000256	9/30/2012	3,816.40
88107000	CAP Move-CWIP	UP	2000000256	9/30/2012	10,948.50
88107000	CAP Move-CWIP	UP	2000000256	9/30/2012	(10,948.50)
88107000	CAP Move-CWIP	UZ	2000000204	9/30/2012	30.79
88107000	CAP Move-CWIP	UZ	2000000204	9/30/2012	31.10
88107000	CAP Move-CWIP	UZ	2000000218	9/30/2012	98.14
88107000	CAP Move-CWIP	UZ	2000000218	9/30/2012	75.29
88107000	CAP Move-CWIP	UZ	2000000217	9/30/2012	110.88
88107000	CAP Move-CWIP	UZ	2000000217	9/30/2012	(1.00)
88107000	CAP Move-CWIP	UZ	2000000218	9/30/2012	14.60
88107000	CAP Move-CWIP	UZ	2000000218	9/30/2012	(1,026.17)
88107000	CAP Move-CWIP	UZ	2000000218	9/30/2012	(1.76)
88107000	CAP Move-CWIP	UZ	2000000218	9/30/2012	5,898.22
88107000	CAP Move-CWIP	UZ	2000000218	9/30/2012	0.08
88107000	CAP Move-CWIP	UN	2000000239	9/30/2012	(4,994.85)
88107000	CAP Move-CWIP	UZ	2000000217	9/30/2012	1.26
88107000	CAP Move-CWIP	UZ	2000000218	9/30/2012	5,898.24
88107000	CAP Move-CWIP	UZ	2000000218	9/30/2012	93.76
88107000	CAP Move-CWIP	UZ	2000000218	9/30/2012	123.09
88107000	CAP Move-CWIP	UZ	2000000218	9/30/2012	(961.97)
88107000	CAP Move-CWIP	UZ	2000000218	9/30/2012	3.16
88107000	CAP Move-CWIP	UZ	2000000218	9/30/2012	7.85
88107000	CAP Move-CWIP	UZ	2000000220	9/30/2012	8.53
88107000	CAP Move-CWIP	UZ	2000000221	9/30/2012	1.44
88107000	CAP Move-CWIP	UZ	2000000229	9/30/2012	1.47
88107000	CAP Move-CWIP	UZ	2000000229	9/30/2012	0.17
88107000	CAP Move-CWIP	UZ	2000000229	9/30/2012	11.92

## Kentucky American Water Company

Case No. 2012-00520

Response to PSC DR1, Item 31

Account	Description	Doc Type	Document Number	Posting Date	Amount
88107000	CAP Move-CWIP	UZ	2000000229	9/30/2012	1.15
88107000	CAP Move-CWIP	UZ	2000000229	9/30/2012	1.04
88107000	CAP Move-CWIP	UZ	2000000229	9/30/2012	5.67
88107000	CAP Move-CWIP	UZ	2000000229	9/30/2012	28.99
88107000	CAP Move-CWIP	UZ	2000000229	9/30/2012	16.25
88107000	CAP Move-CWIP	UZ	2000000229	9/30/2012	(3.67)
88107000	CAP Move-CWIP	UZ	2000000231	9/30/2012	0.21
88107000	CAP Move-CWIP	UZ	2000000231	9/30/2012	6.70
88107000	CAP Move-CWIP	UZ	2000000231	9/30/2012	2.83
88107000	CAP Move-CWIP	UZ	2000000231	9/30/2012	(5.10)
88107000	CAP Move-CWIP	UN	2000000239	9/30/2012	(5,242.99)
88107000	CAP Move-CWIP	UZ	2000000217	9/30/2012	36.04
88107000	CAP Move-CWIP	UZ	2000000217	9/30/2012	9.39
88107000	CAP Move-CWIP	UZ	2000000217	9/30/2012	0.90
88107000	CAP Move-CWIP	UZ	2000000218	9/30/2012	2.99
88107000	CAP Move-CWIP	UZ	2000000218	9/30/2012	(11.70)
88107000	CAP Move-CWIP	UZ	2000000218	9/30/2012	(0.88)
88107000	CAP Move-CWIP	UZ	2000000220	9/30/2012	14.84
88107000	CAP Move-CWIP	UZ	2000000220	9/30/2012	(0.89)
88107000	CAP Move-CWIP	UN	2000000239	9/30/2012	(50.69)
88107000	CAP Move-CWIP	UZ	2000000217	9/30/2012	(11.70)
88107000	CAP Move-CWIP	UZ	2000000218	9/30/2012	25.14
88107000	CAP Move-CWIP	UZ	2000000218	9/30/2012	(0.88)
88107000	CAP Move-CWIP	UZ	2000000220	9/30/2012	(0.89)
88107000	CAP Move-CWIP	UZ	2000000220	9/30/2012	411.80
88107000	CAP Move-CWIP	UN	2000000239	9/30/2012	(423.47)
88107000	CAP Move-CWIP	UZ	2000000218	9/30/2012	28.87
88107000	CAP Move-CWIP	UZ	2000000218	9/30/2012	101.54
88107000	CAP Move-CWIP	UN	2000000239	9/30/2012	(130.41)
88107000	CAP Move-CWIP	UZ	2000000217	9/30/2012	878.20
88107000	CAP Move-CWIP	UZ	2000000217	9/30/2012	312.52
88107000	CAP Move-CWIP	UZ	2000000218	9/30/2012	4.90
88107000	CAP Move-CWIP	UZ	2000000218	9/30/2012	22.36
88107000	CAP Move-CWIP	UZ	2000000218	9/30/2012	25.10
88107000	CAP Move-CWIP	UZ	2000000218	9/30/2012	364.12
88107000	CAP Move-CWIP	UZ	2000000218	9/30/2012	(47.64)
88107000	CAP Move-CWIP	UZ	2000000221	9/30/2012	16.99
88107000	CAP Move-CWIP	UZ	2000000221	9/30/2012	3.45
88107000	CAP Move-CWIP	UZ	2000000229	9/30/2012	(0.01)
88107000	CAP Move-CWIP	UZ	2000000229	9/30/2012	0.61
88107000	CAP Move-CWIP	UZ	2000000229	9/30/2012	(11.00)
88107000	CAP Move-CWIP	UZ	2000000229	9/30/2012	4.42
88107000	CAP Move-CWIP	UZ	2000000229	9/30/2012	20.13
88107000	CAP Move-CWIP	UZ	2000000229	9/30/2012	48.79
88107000	CAP Move-CWIP	UZ	2000000229	9/30/2012	86.96
88107000	CAP Move-CWIP	UZ	2000000229	9/30/2012	8.47
88107000	CAP Move-CWIP	UZ	2000000231	9/30/2012	(15.31)
88107000	CAP Move-CWIP	UZ	2000000231	9/30/2012	0.50
88107000	CAP Move-CWIP	UZ	2000000231	9/30/2012	35.74
88107000	CAP Move-CWIP	UZ	2000000231	9/30/2012	4.34
88107000	CAP Move-CWIP	UZ	2000000231	9/30/2012	3.12
88107000	CAP Move-CWIP	UN	2000000239	9/30/2012	(1,766.76)
88107000	CAP Move-CWIP	UZ	2000000217	9/30/2012	7.43

## Kentucky American Water Company

Case No. 2012-00520

Response to PSC DR1, Item 31

Account	Description	Doc Type	Document Number	Posting Date	Amount
88107000	CAP Move-CWIP	UZ	2000000217	9/30/2012	181.18
88107000	CAP Move-CWIP	UZ	2000000217	9/30/2012	25.26
88107000	CAP Move-CWIP	UZ	2000000218	9/30/2012	103.41
88107000	CAP Move-CWIP	UZ	2000000218	9/30/2012	2.59
88107000	CAP Move-CWIP	UZ	2000000218	9/30/2012	5,898.24
88107000	CAP Move-CWIP	UZ	2000000218	9/30/2012	(1,116.67)
88107000	CAP Move-CWIP	UZ	2000000229	9/30/2012	28.99
88107000	CAP Move-CWIP	UZ	2000000229	9/30/2012	6.70
88107000	CAP Move-CWIP	UZ	2000000229	9/30/2012	1.04
88107000	CAP Move-CWIP	UZ	2000000229	9/30/2012	(3.67)
88107000	CAP Move-CWIP	UZ	2000000229	9/30/2012	1.15
88107000	CAP Move-CWIP	UZ	2000000229	9/30/2012	1.47
88107000	CAP Move-CWIP	UZ	2000000229	9/30/2012	16.25
88107000	CAP Move-CWIP	UZ	2000000229	9/30/2012	5.67
88107000	CAP Move-CWIP	UZ	2000000231	9/30/2012	1.44
88107000	CAP Move-CWIP	UZ	2000000231	9/30/2012	11.92
88107000	CAP Move-CWIP	UZ	2000000231	9/30/2012	0.17
88107000	CAP Move-CWIP	UZ	2000000231	9/30/2012	(5.10)
88107000	CAP Move-CWIP	UZ	2000000231	9/30/2012	0.21
88107000	CAP Move-CWIP	UZ	2000000231	9/30/2012	2.83
88107000	CAP Move-CWIP	UN	2000000239	9/30/2012	(5,170.51)
88107000	CAP Move-CWIP	UZ	2000000217	9/30/2012	90.71
88107000	CAP Move-CWIP	UZ	2000000218	9/30/2012	0.36
88107000	CAP Move-CWIP	UZ	2000000218	9/30/2012	(44.22)
88107000	CAP Move-CWIP	UZ	2000000218	9/30/2012	3.18
88107000	CAP Move-CWIP	UZ	2000000218	9/30/2012	7.20
88107000	CAP Move-CWIP	UZ	2000000218	9/30/2012	6.67
88107000	CAP Move-CWIP	UZ	2000000218	9/30/2012	(878.20)
88107000	CAP Move-CWIP	UZ	2000000221	9/30/2012	0.17
88107000	CAP Move-CWIP	UZ	2000000221	9/30/2012	16.25
88107000	CAP Move-CWIP	UZ	2000000221	9/30/2012	1.47
88107000	CAP Move-CWIP	UZ	2000000229	9/30/2012	2.83
88107000	CAP Move-CWIP	UZ	2000000229	9/30/2012	0.21
88107000	CAP Move-CWIP	UZ	2000000229	9/30/2012	6.70
88107000	CAP Move-CWIP	UZ	2000000229	9/30/2012	5.67
88107000	CAP Move-CWIP	UZ	2000000231	9/30/2012	(3.67)
88107000	CAP Move-CWIP	UZ	2000000231	9/30/2012	1.15
88107000	CAP Move-CWIP	UZ	2000000231	9/30/2012	(5.10)
88107000	CAP Move-CWIP	UZ	2000000231	9/30/2012	1.04
88107000	CAP Move-CWIP	UZ	2000000231	9/30/2012	1.44
88107000	CAP Move-CWIP	UZ	2000000231	9/30/2012	28.99
88107000	CAP Move-CWIP	UZ	2000000231	9/30/2012	11.92
88107000	CAP Move-CWIP	UN	2000000239	9/30/2012	745.23
88107000	CAP Move-CWIP	UZ	2000000217	9/30/2012	3.90
88107000	CAP Move-CWIP	UZ	2000000217	9/30/2012	(56.93)
88107000	CAP Move-CWIP	UZ	2000000217	9/30/2012	4.28
88107000	CAP Move-CWIP	UZ	2000000217	9/30/2012	267.76
88107000	CAP Move-CWIP	UZ	2000000218	9/30/2012	0.36
88107000	CAP Move-CWIP	UZ	2000000218	9/30/2012	52.74
88107000	CAP Move-CWIP	UZ	2000000218	9/30/2012	(878.20)
88107000	CAP Move-CWIP	UZ	2000000218	9/30/2012	1.94
88107000	CAP Move-CWIP	UZ	2000000221	9/30/2012	(3.67)
88107000	CAP Move-CWIP	UZ	2000000228	9/30/2012	(5.10)

## Kentucky American Water Company

Case No. 2012-00520

Response to PSC DR1, Item 31

Account	Description	Doc Type	Document Number	Posting Date	Amount
88107000	CAP Move-CWIP	UZ	2000000229	9/30/2012	28.99
88107000	CAP Move-CWIP	UZ	2000000229	9/30/2012	1.44
88107000	CAP Move-CWIP	UZ	2000000229	9/30/2012	1.04
88107000	CAP Move-CWIP	UZ	2000000231	9/30/2012	1.47
88107000	CAP Move-CWIP	UZ	2000000231	9/30/2012	11.92
88107000	CAP Move-CWIP	UZ	2000000231	9/30/2012	16.25
88107000	CAP Move-CWIP	UZ	2000000231	9/30/2012	2.83
88107000	CAP Move-CWIP	UZ	2000000231	9/30/2012	0.21
88107000	CAP Move-CWIP	UZ	2000000231	9/30/2012	5.67
88107000	CAP Move-CWIP	UZ	2000000231	9/30/2012	1.15
88107000	CAP Move-CWIP	UZ	2000000231	9/30/2012	0.17
88107000	CAP Move-CWIP	UZ	2000000231	9/30/2012	6.70
88107000	CAP Move-CWIP	UN	2000000239	9/30/2012	535.08
88107000	CAP Move-CWIP	UZ	2000000217	9/30/2012	(3.70)
88107000	CAP Move-CWIP	UZ	2000000217	9/30/2012	30.19
88107000	CAP Move-CWIP	UZ	2000000217	9/30/2012	(51.80)
88107000	CAP Move-CWIP	UZ	2000000217	9/30/2012	256.44
88107000	CAP Move-CWIP	UZ	2000000217	9/30/2012	0.36
88107000	CAP Move-CWIP	UZ	2000000218	9/30/2012	(46.41)
88107000	CAP Move-CWIP	UZ	2000000218	9/30/2012	10.00
88107000	CAP Move-CWIP	UZ	2000000218	9/30/2012	17.83
88107000	CAP Move-CWIP	UZ	2000000218	9/30/2012	(6.56)
88107000	CAP Move-CWIP	UZ	2000000218	9/30/2012	(878.20)
88107000	CAP Move-CWIP	UZ	2000000220	9/30/2012	(3.83)
88107000	CAP Move-CWIP	UZ	2000000221	9/30/2012	23.84
88107000	CAP Move-CWIP	UZ	2000000221	9/30/2012	2.08
88107000	CAP Move-CWIP	UZ	2000000229	9/30/2012	2.30
88107000	CAP Move-CWIP	UZ	2000000229	9/30/2012	0.34
88107000	CAP Move-CWIP	UZ	2000000229	9/30/2012	32.52
88107000	CAP Move-CWIP	UZ	2000000229	9/30/2012	57.96
88107000	CAP Move-CWIP	UZ	2000000230	9/30/2012	11.33
88107000	CAP Move-CWIP	UZ	2000000231	9/30/2012	(7.33)
88107000	CAP Move-CWIP	UZ	2000000231	9/30/2012	2.95
88107000	CAP Move-CWIP	UZ	2000000231	9/30/2012	5.65
88107000	CAP Move-CWIP	UZ	2000000231	9/30/2012	2.90
88107000	CAP Move-CWIP	UZ	2000000231	9/30/2012	0.39
88107000	CAP Move-CWIP	UZ	2000000231	9/30/2012	(10.21)
88107000	CAP Move-CWIP	UZ	2000000231	9/30/2012	13.43
88107000	CAP Move-CWIP	UN	2000000239	9/30/2012	537.53
88107000	CAP Move-CWIP	UZ	2000000217	9/30/2012	878.20
88107000	CAP Move-CWIP	UZ	2000000217	9/30/2012	267.74
88107000	CAP Move-CWIP	UZ	2000000218	9/30/2012	46.39
88107000	CAP Move-CWIP	UZ	2000000218	9/30/2012	20.43
88107000	CAP Move-CWIP	UZ	2000000218	9/30/2012	7.64
88107000	CAP Move-CWIP	UZ	2000000218	9/30/2012	27.05
88107000	CAP Move-CWIP	UZ	2000000221	9/30/2012	(11.00)
88107000	CAP Move-CWIP	UZ	2000000221	9/30/2012	3.45
88107000	CAP Move-CWIP	UZ	2000000229	9/30/2012	4.34
88107000	CAP Move-CWIP	UZ	2000000229	9/30/2012	4.42
88107000	CAP Move-CWIP	UZ	2000000229	9/30/2012	20.13
88107000	CAP Move-CWIP	UZ	2000000229	9/30/2012	(0.01)
88107000	CAP Move-CWIP	UZ	2000000229	9/30/2012	35.74
88107000	CAP Move-CWIP	UZ	2000000229	9/30/2012	48.79

## Kentucky American Water Company

Case No. 2012-00520

Response to PSC DR1, Item 31

Account	Description	Doc Type	Document Number	Posting Date	Amount
88107000	CAP Move-CWIP	UZ	2000000229	9/30/2012	0.50
88107000	CAP Move-CWIP	UZ	2000000229	9/30/2012	3.12
88107000	CAP Move-CWIP	UZ	2000000231	9/30/2012	86.96
88107000	CAP Move-CWIP	UZ	2000000231	9/30/2012	(15.31)
88107000	CAP Move-CWIP	UZ	2000000231	9/30/2012	0.61
88107000	CAP Move-CWIP	UZ	2000000231	9/30/2012	16.99
88107000	CAP Move-CWIP	UZ	2000000231	9/30/2012	8.47
88107000	CAP Move-CWIP	UN	2000000239	9/30/2012	(1,454.65)
88107000	CAP Move-CWIP	UZ	2000000217	9/30/2012	(48.10)
88107000	CAP Move-CWIP	UZ	2000000217	9/30/2012	14.54
88107000	CAP Move-CWIP	UZ	2000000218	9/30/2012	9.06
88107000	CAP Move-CWIP	UZ	2000000218	9/30/2012	878.20
88107000	CAP Move-CWIP	UZ	2000000218	9/30/2012	11.79
88107000	CAP Move-CWIP	UZ	2000000218	9/30/2012	191.01
88107000	CAP Move-CWIP	UZ	2000000229	9/30/2012	2.90
88107000	CAP Move-CWIP	UZ	2000000229	9/30/2012	23.84
88107000	CAP Move-CWIP	UZ	2000000229	9/30/2012	13.43
88107000	CAP Move-CWIP	UZ	2000000229	9/30/2012	2.08
88107000	CAP Move-CWIP	UZ	2000000229	9/30/2012	11.33
88107000	CAP Move-CWIP	UZ	2000000229	9/30/2012	0.39
88107000	CAP Move-CWIP	UZ	2000000231	9/30/2012	0.34
88107000	CAP Move-CWIP	UZ	2000000231	9/30/2012	2.30
88107000	CAP Move-CWIP	UZ	2000000231	9/30/2012	32.52
88107000	CAP Move-CWIP	UZ	2000000231	9/30/2012	(10.21)
88107000	CAP Move-CWIP	UZ	2000000231	9/30/2012	5.65
88107000	CAP Move-CWIP	UZ	2000000231	9/30/2012	57.96
88107000	CAP Move-CWIP	UZ	2000000231	9/30/2012	(7.33)
88107000	CAP Move-CWIP	UZ	2000000231	9/30/2012	2.95
88107000	CAP Move-CWIP	UN	2000000239	9/30/2012	(1,194.65)
88107000	CAP Move-CWIP	UZ	2000000217	9/30/2012	(3.63)
88107000	CAP Move-CWIP	UZ	2000000217	9/30/2012	39.02
88107000	CAP Move-CWIP	UZ	2000000217	9/30/2012	154.95
88107000	CAP Move-CWIP	UZ	2000000217	9/30/2012	46.15
88107000	CAP Move-CWIP	UZ	2000000217	9/30/2012	105.88
88107000	CAP Move-CWIP	UZ	2000000217	9/30/2012	878.20
88107000	CAP Move-CWIP	UZ	2000000217	9/30/2012	(5.43)
88107000	CAP Move-CWIP	UZ	2000000218	9/30/2012	(69.18)
88107000	CAP Move-CWIP	UZ	2000000218	9/30/2012	6.89
88107000	CAP Move-CWIP	UZ	2000000218	9/30/2012	759.27
88107000	CAP Move-CWIP	UZ	2000000218	9/30/2012	(11.87)
88107000	CAP Move-CWIP	UZ	2000000220	9/30/2012	118.87
88107000	CAP Move-CWIP	UZ	2000000220	9/30/2012	(124.76)
88107000	CAP Move-CWIP	UZ	2000000221	9/30/2012	10.14
88107000	CAP Move-CWIP	UZ	2000000221	9/30/2012	83.43
88107000	CAP Move-CWIP	UZ	2000000221	9/30/2012	8.05
88107000	CAP Move-CWIP	UZ	2000000228	9/30/2012	19.79
88107000	CAP Move-CWIP	UZ	2000000229	9/30/2012	7.27
88107000	CAP Move-CWIP	UZ	2000000229	9/30/2012	202.88
88107000	CAP Move-CWIP	UZ	2000000229	9/30/2012	(25.66)
88107000	CAP Move-CWIP	UZ	2000000229	9/30/2012	(35.72)
88107000	CAP Move-CWIP	UZ	2000000231	9/30/2012	1.43
88107000	CAP Move-CWIP	UZ	2000000231	9/30/2012	46.98
88107000	CAP Move-CWIP	UZ	2000000231	9/30/2012	113.82

## Kentucky American Water Company

Case No. 2012-00520

Response to PSC DR1, Item 31

Account	Description	Doc Type	Document Number	Posting Date	Amount
88107000	CAP Move-CWIP	UZ	2000000231	9/30/2012	1.18
88107000	CAP Move-CWIP	UZ	2000000231	9/30/2012	39.64
88107000	CAP Move-CWIP	UZ	2000000231	9/30/2012	10.32
88107000	CAP Move-CWIP	UZ	2000000231	9/30/2012	(0.02)
88107000	CAP Move-CWIP	UZ	2000000217	9/30/2012	184.54
88107000	CAP Move-CWIP	UZ	2000000217	9/30/2012	2.13
88107000	CAP Move-CWIP	UZ	2000000217	9/30/2012	94.51
88107000	CAP Move-CWIP	UZ	2000000217	9/30/2012	(25.52)
88107000	CAP Move-CWIP	UZ	2000000217	9/30/2012	(162.50)
88107000	CAP Move-CWIP	UZ	2000000218	9/30/2012	(293.56)
88107000	CAP Move-CWIP	UZ	2000000218	9/30/2012	215.50
88107000	CAP Move-CWIP	UZ	2000000218	9/30/2012	(21.19)
88107000	CAP Move-CWIP	UZ	2000000218	9/30/2012	878.20
88107000	CAP Move-CWIP	UZ	2000000218	9/30/2012	(22.34)
88107000	CAP Move-CWIP	UZ	2000000218	9/30/2012	90.35
88107000	CAP Move-CWIP	UZ	2000000219	9/30/2012	165.31
88107000	CAP Move-CWIP	UZ	2000000220	9/30/2012	1,378.24
88107000	CAP Move-CWIP	UZ	2000000221	9/30/2012	67.97
88107000	CAP Move-CWIP	UZ	2000000221	9/30/2012	347.79
88107000	CAP Move-CWIP	UZ	2000000229	9/30/2012	80.56
88107000	CAP Move-CWIP	UZ	2000000229	9/30/2012	(61.23)
88107000	CAP Move-CWIP	UZ	2000000229	9/30/2012	143.02
88107000	CAP Move-CWIP	UZ	2000000229	9/30/2012	33.89
88107000	CAP Move-CWIP	UZ	2000000229	9/30/2012	12.46
88107000	CAP Move-CWIP	UZ	2000000229	9/30/2012	13.80
88107000	CAP Move-CWIP	UZ	2000000229	9/30/2012	(43.99)
88107000	CAP Move-CWIP	UZ	2000000231	9/30/2012	2.44
88107000	CAP Move-CWIP	UZ	2000000231	9/30/2012	17.69
88107000	CAP Move-CWIP	UZ	2000000231	9/30/2012	(0.03)
88107000	CAP Move-CWIP	UZ	2000000231	9/30/2012	195.12
88107000	CAP Move-CWIP	UZ	2000000231	9/30/2012	2.02
88107000	CAP Move-CWIP	UZ	2000000231	9/30/2012	17.38
88107000	CAP Move-CWIP	UZ	2000000217	9/30/2012	103.71
88107000	CAP Move-CWIP	UZ	2000000217	9/30/2012	79.56
88107000	CAP Move-CWIP	UZ	2000000218	9/30/2012	132.30
88107000	CAP Move-CWIP	UZ	2000000218	9/30/2012	101.49
88107000	CAP Move-CWIP	UZ	2000000217	9/30/2012	22.33
88107000	CAP Move-CWIP	UZ	2000000218	9/30/2012	17.13
88107000	CAP Move-CWIP	UZ	2000000217	9/30/2012	2,397.14
88107000	CAP Move-CWIP	UZ	2000000217	9/30/2012	(0.05)
88107000	CAP Move-CWIP	UZ	2000000217	9/30/2012	55.05
88107000	CAP Move-CWIP	UZ	2000000217	9/30/2012	(0.53)
88107000	CAP Move-CWIP	UZ	2000000217	9/30/2012	23.34
88107000	CAP Move-CWIP	UZ	2000000217	9/30/2012	30.49
88107000	CAP Move-CWIP	UZ	2000000217	9/30/2012	71.76
88107000	CAP Move-CWIP	UZ	2000000218	9/30/2012	(878.20)
88107000	CAP Move-CWIP	UZ	2000000218	9/30/2012	411.69
88107000	CAP Move-CWIP	UZ	2000000218	9/30/2012	0.36
88107000	CAP Move-CWIP	UZ	2000000218	9/30/2012	(0.21)
88107000	CAP Move-CWIP	UZ	2000000220	9/30/2012	(48.31)
88107000	CAP Move-CWIP	UZ	2000000220	9/30/2012	(0.03)
88107000	CAP Move-CWIP	UZ	2000000221	9/30/2012	(20.41)
88107000	CAP Move-CWIP	UZ	2000000221	9/30/2012	11.29

## Kentucky American Water Company

Case No. 2012-00520

Response to PSC DR1, Item 31

Account	Description	Doc Type	Document Number	Posting Date	Amount
88107000	CAP Move-CWIP	UZ	2000000229	9/30/2012	0.67
88107000	CAP Move-CWIP	UZ	2000000229	9/30/2012	26.85
88107000	CAP Move-CWIP	UZ	2000000229	9/30/2012	0.82
88107000	CAP Move-CWIP	UZ	2000000229	9/30/2012	5.80
88107000	CAP Move-CWIP	UZ	2000000229	9/30/2012	22.65
88107000	CAP Move-CWIP	UZ	2000000229	9/30/2012	4.15
88107000	CAP Move-CWIP	UZ	2000000229	9/30/2012	47.67
88107000	CAP Move-CWIP	UZ	2000000231	9/30/2012	5.90
88107000	CAP Move-CWIP	UZ	2000000231	9/30/2012	65.04
88107000	CAP Move-CWIP	UZ	2000000231	9/30/2012	(14.66)
88107000	CAP Move-CWIP	UZ	2000000231	9/30/2012	(0.01)
88107000	CAP Move-CWIP	UZ	2000000231	9/30/2012	4.60
88107000	CAP Move-CWIP	UZ	2000000231	9/30/2012	115.93
88107000	CAP Move-CWIP	UZ	2000000217	9/30/2012	3.90
88107000	CAP Move-CWIP	UZ	2000000218	9/30/2012	5.09
88107000	CAP Move-CWIP	UZ	2000000220	9/30/2012	34.33
88107000	CAP Move-CWIP	UZ	2000000220	9/30/2012	44.75
88107000	CAP Move-CWIP	UZ	2000000217	9/30/2012	2,019.33
88107000	CAP Move-CWIP	UZ	2000000217	9/30/2012	2.52
88107000	CAP Move-CWIP	UZ	2000000217	9/30/2012	2,632.34
88107000	CAP Move-CWIP	UZ	2000000218	9/30/2012	(0.04)
88107000	CAP Move-CWIP	UZ	2000000218	9/30/2012	41.61
88107000	CAP Move-CWIP	UZ	2000000218	9/30/2012	(8,314.86)
88107000	CAP Move-CWIP	UZ	2000000218	9/30/2012	(816.50)
88107000	CAP Move-CWIP	UZ	2000000218	9/30/2012	97.85
88107000	CAP Move-CWIP	UZ	2000000220	9/30/2012	1.78
88107000	CAP Move-CWIP	UZ	2000000220	9/30/2012	10.98
88107000	CAP Move-CWIP	UZ	2000000217	9/30/2012	(0.08)
88107000	CAP Move-CWIP	UZ	2000000217	9/30/2012	2,480.84
88107000	CAP Move-CWIP	UZ	2000000217	9/30/2012	3.60
88107000	CAP Move-CWIP	UZ	2000000217	9/30/2012	0.66
88107000	CAP Move-CWIP	UZ	2000000218	9/30/2012	3,233.96
88107000	CAP Move-CWIP	UZ	2000000218	9/30/2012	26.66
88107000	CAP Move-CWIP	UZ	2000000218	9/30/2012	(1,197.97)
88107000	CAP Move-CWIP	UZ	2000000218	9/30/2012	212.63
88107000	CAP Move-CWIP	UZ	2000000218	9/30/2012	(7,303.25)
88107000	CAP Move-CWIP	UZ	2000000217	9/30/2012	455.44
88107000	CAP Move-CWIP	UZ	2000000218	9/30/2012	74.01
88107000	CAP Move-CWIP	UZ	2000000220	9/30/2012	17.28
88107000	CAP Move-CWIP	UZ	2000000220	9/30/2012	22.53
88107000	CAP Move-CWIP	UZ	2000000217	9/30/2012	81.51
88107000	CAP Move-CWIP	UZ	2000000217	9/30/2012	741.34
88107000	CAP Move-CWIP	UZ	2000000217	9/30/2012	(10.09)
88107000	CAP Move-CWIP	UZ	2000000217	9/30/2012	(46.42)
88107000	CAP Move-CWIP	UZ	2000000217	9/30/2012	(48.77)
88107000	CAP Move-CWIP	UZ	2000000218	9/30/2012	(878.20)
88107000	CAP Move-CWIP	UZ	2000000218	9/30/2012	125.75
88107000	CAP Move-CWIP	UZ	2000000218	9/30/2012	2,418.72
88107000	CAP Move-CWIP	UZ	2000000218	9/30/2012	62.53
88107000	CAP Move-CWIP	UZ	2000000218	9/30/2012	(123.97)
88107000	CAP Move-CWIP	UZ	2000000218	9/30/2012	8.09
88107000	CAP Move-CWIP	UZ	2000000218	9/30/2012	(9.58)
88107000	CAP Move-CWIP	UZ	2000000220	9/30/2012	45.07



## Kentucky American Water Company

Case No. 2012-00520

Response to PSC DR1, Item 31

Account	Description	Doc Type	Document Number	Posting Date	Amount
88107000	CAP Move-CWIP	UZ	2000000229	9/30/2012	130.10
88107000	CAP Move-CWIP	UZ	2000000229	9/30/2012	8.30
88107000	CAP Move-CWIP	UZ	2000000229	9/30/2012	(0.02)
88107000	CAP Move-CWIP	UZ	2000000229	9/30/2012	9.20
88107000	CAP Move-CWIP	UZ	2000000229	9/30/2012	11.79
88107000	CAP Move-CWIP	UZ	2000000229	9/30/2012	(40.82)
88107000	CAP Move-CWIP	UZ	2000000229	9/30/2012	(29.33)
88107000	CAP Move-CWIP	UZ	2000000229	9/30/2012	22.61
88107000	CAP Move-CWIP	UZ	2000000229	9/30/2012	1.63
88107000	CAP Move-CWIP	UZ	2000000231	9/30/2012	45.30
88107000	CAP Move-CWIP	UZ	2000000231	9/30/2012	95.35
88107000	CAP Move-CWIP	UZ	2000000231	9/30/2012	1.34
88107000	CAP Move-CWIP	UZ	2000000231	9/30/2012	53.70
88107000	CAP Move-CWIP	UZ	2000000231	9/30/2012	231.86
88107000	CAP Move-CWIP	UZ	2000000231	9/30/2012	11.58
88107000	CAP Move-CWIP	UZ	2000000218	9/30/2012	(21.78)
88107000	CAP Move-CWIP	UN	2000000239	9/30/2012	21.78
88107000	CAP Move-CWIP	UZ	2000000218	9/30/2012	(21.78)
88107000	CAP Move-CWIP	UN	2000000239	9/30/2012	21.78
88107000	CAP Move-CWIP	UZ	2000000217	9/30/2012	14.67
88107000	CAP Move-CWIP	UN	2000000239	9/30/2012	(14.67)
88107000	CAP Move-CWIP	UZ	2000000217	9/30/2012	(32.68)
88107000	CAP Move-CWIP	UZ	2000000217	9/30/2012	487.19
88107000	CAP Move-CWIP	UZ	2000000220	9/30/2012	635.09
88107000	CAP Move-CWIP	UZ	2000000217	9/30/2012	9.72
88107000	CAP Move-CWIP	UZ	2000000217	9/30/2012	(0.09)
88107000	CAP Move-CWIP	UZ	2000000218	9/30/2012	12.67
88107000	CAP Move-CWIP	UZ	2000000217	9/30/2012	9.46
88107000	CAP Move-CWIP	UZ	2000000218	9/30/2012	7.26
88107000	CAP Move-CWIP	UZ	2000000217	9/30/2012	15.28
88107000	CAP Move-CWIP	UZ	2000000217	9/30/2012	19.92
88107000	CAP Move-CWIP	UZ	2000000217	9/30/2012	1,602.20
88107000	CAP Move-CWIP	UZ	2000000218	9/30/2012	1,229.09
88107000	CAP Move-CWIP	UZ	2000000218	9/30/2012	(11.13)
88107000	CAP Move-CWIP	UZ	2000000217	9/30/2012	262.10
88107000	CAP Move-CWIP	UZ	2000000217	9/30/2012	201.06
88107000	CAP Move-CWIP	UZ	2000000217	9/30/2012	0.97
88107000	CAP Move-CWIP	UZ	2000000218	9/30/2012	(0.57)
88107000	CAP Move-CWIP	UZ	2000000218	9/30/2012	1.64
88107000	CAP Move-CWIP	UZ	2000000218	9/30/2012	10.54
88107000	CAP Move-CWIP	UZ	2000000220	9/30/2012	0.78
88107000	CAP Move-CWIP	UZ	2000000217	9/30/2012	293.72
88107000	CAP Move-CWIP	UZ	2000000217	9/30/2012	(3.33)
88107000	CAP Move-CWIP	UZ	2000000217	9/30/2012	13.10
88107000	CAP Move-CWIP	UZ	2000000218	9/30/2012	22.36
88107000	CAP Move-CWIP	UZ	2000000218	9/30/2012	4.41
88107000	CAP Move-CWIP	UZ	2000000221	9/30/2012	86.96
88107000	CAP Move-CWIP	UZ	2000000229	9/30/2012	48.79
88107000	CAP Move-CWIP	UZ	2000000229	9/30/2012	(0.01)
88107000	CAP Move-CWIP	UZ	2000000229	9/30/2012	16.99
88107000	CAP Move-CWIP	UZ	2000000229	9/30/2012	0.61
88107000	CAP Move-CWIP	UZ	2000000229	9/30/2012	0.50
88107000	CAP Move-CWIP	UZ	2000000229	9/30/2012	35.74

## Kentucky American Water Company

Case No. 2012-00520

Response to PSC DR1, Item 31

Account	Description	Doc Type	Document Number	Posting Date	Amount
88107000	CAP Move-CWIP	UZ	2000000229	9/30/2012	20.13
88107000	CAP Move-CWIP	UZ	2000000229	9/30/2012	(15.31)
88107000	CAP Move-CWIP	UZ	2000000231	9/30/2012	4.34
88107000	CAP Move-CWIP	UZ	2000000231	9/30/2012	3.12
88107000	CAP Move-CWIP	UZ	2000000231	9/30/2012	(11.00)
88107000	CAP Move-CWIP	UZ	2000000231	9/30/2012	4.42
88107000	CAP Move-CWIP	UZ	2000000231	9/30/2012	3.45
88107000	CAP Move-CWIP	UZ	2000000231	9/30/2012	8.47
88107000	CAP Move-CWIP	UN	2000000239	9/30/2012	(537.46)
88107000	CAP Move-CWIP	UZ	2000000217	9/30/2012	(415.28)
88107000	CAP Move-CWIP	UZ	2000000217	9/30/2012	(415.96)
88107000	CAP Move-CWIP	UZ	2000000218	9/30/2012	24.61
88107000	CAP Move-CWIP	UN	2000000239	9/30/2012	806.63
88107000	CAP Move-CWIP	UZ	2000000217	9/30/2012	(31.04)
88107000	CAP Move-CWIP	UZ	2000000218	9/30/2012	(1.47)
88107000	CAP Move-CWIP	UZ	2000000218	9/30/2012	(4.46)
88107000	CAP Move-CWIP	UZ	2000000218	9/30/2012	(4.35)
88107000	CAP Move-CWIP	UZ	2000000220	9/30/2012	(58.74)
88107000	CAP Move-CWIP	UN	2000000239	9/30/2012	100.06
88107000	CAP Move-CWIP	UZ	2000000217	9/30/2012	429.51
88107000	CAP Move-CWIP	UZ	2000000217	9/30/2012	35.07
88107000	CAP Move-CWIP	UZ	2000000218	9/30/2012	39.10
88107000	CAP Move-CWIP	UZ	2000000218	9/30/2012	25.27
88107000	CAP Move-CWIP	UZ	2000000221	9/30/2012	6.18
88107000	CAP Move-CWIP	UZ	2000000228	9/30/2012	(0.10)
88107000	CAP Move-CWIP	UZ	2000000229	9/30/2012	(0.55)
88107000	CAP Move-CWIP	UZ	2000000229	9/30/2012	(0.86)
88107000	CAP Move-CWIP	UZ	2000000229	9/30/2012	6.63
88107000	CAP Move-CWIP	UZ	2000000229	9/30/2012	59.14
88107000	CAP Move-CWIP	UZ	2000000229	9/30/2012	25.93
88107000	CAP Move-CWIP	UZ	2000000229	9/30/2012	56.57
88107000	CAP Move-CWIP	UZ	2000000229	9/30/2012	22.92
88107000	CAP Move-CWIP	UZ	2000000229	9/30/2012	4.46
88107000	CAP Move-CWIP	UZ	2000000229	9/30/2012	9.43
88107000	CAP Move-CWIP	UZ	2000000231	9/30/2012	1.04
88107000	CAP Move-CWIP	UZ	2000000231	9/30/2012	(17.64)
88107000	CAP Move-CWIP	UZ	2000000231	9/30/2012	(11.06)
88107000	CAP Move-CWIP	UZ	2000000231	9/30/2012	88.08
88107000	CAP Move-CWIP	UZ	2000000231	9/30/2012	(0.18)
88107000	CAP Move-CWIP	UZ	2000000231	9/30/2012	4.35
88107000	CAP Move-CWIP	UZ	2000000231	9/30/2012	(0.12)
88107000	CAP Move-CWIP	UZ	2000000231	9/30/2012	3.51
88107000	CAP Move-CWIP	UN	2000000239	9/30/2012	(786.68)
88107000	CAP Move-CWIP	UZ	2000000220	9/30/2012	(0.05)
88107000	CAP Move-CWIP	UN	2000000239	9/30/2012	0.05
88107000	CAP Move-CWIP	UZ	2000000217	9/30/2012	25.55
88107000	CAP Move-CWIP	UZ	2000000217	9/30/2012	(3.72)
88107000	CAP Move-CWIP	UZ	2000000217	9/30/2012	(11.12)
88107000	CAP Move-CWIP	UZ	2000000217	9/30/2012	(6.18)
88107000	CAP Move-CWIP	UZ	2000000217	9/30/2012	(87.42)
88107000	CAP Move-CWIP	UZ	2000000217	9/30/2012	3.40
88107000	CAP Move-CWIP	UZ	2000000218	9/30/2012	200.88
88107000	CAP Move-CWIP	UZ	2000000218	9/30/2012	(9.49)

## Kentucky American Water Company

Case No. 2012-00520

Response to PSC DR1, Item 31

Account	Description	Doc Type	Document Number	Posting Date	Amount
88107000	CAP Move-CWIP	UZ	2000000220	9/30/2012	15.04
88107000	CAP Move-CWIP	UZ	2000000221	9/30/2012	2.08
88107000	CAP Move-CWIP	UZ	2000000221	9/30/2012	23.84
88107000	CAP Move-CWIP	UZ	2000000229	9/30/2012	2.30
88107000	CAP Move-CWIP	UZ	2000000229	9/30/2012	13.43
88107000	CAP Move-CWIP	UZ	2000000229	9/30/2012	0.39
88107000	CAP Move-CWIP	UZ	2000000229	9/30/2012	2.90
88107000	CAP Move-CWIP	UZ	2000000229	9/30/2012	11.33
88107000	CAP Move-CWIP	UZ	2000000229	9/30/2012	(7.33)
88107000	CAP Move-CWIP	UZ	2000000229	9/30/2012	57.96
88107000	CAP Move-CWIP	UZ	2000000231	9/30/2012	5.65
88107000	CAP Move-CWIP	UZ	2000000231	9/30/2012	(10.21)
88107000	CAP Move-CWIP	UZ	2000000231	9/30/2012	2.95
88107000	CAP Move-CWIP	UZ	2000000231	9/30/2012	0.34
88107000	CAP Move-CWIP	UZ	2000000231	9/30/2012	32.52
88107000	CAP Move-CWIP	UN	2000000239	9/30/2012	(265.09)
88107000	CAP Move-CWIP	UZ	2000000217	9/30/2012	12.71
88107000	CAP Move-CWIP	UZ	2000000218	9/30/2012	4.54
88107000	CAP Move-CWIP	UZ	2000000218	9/30/2012	(3.79)
88107000	CAP Move-CWIP	UZ	2000000218	9/30/2012	181.43
88107000	CAP Move-CWIP	UZ	2000000218	9/30/2012	7.54
88107000	CAP Move-CWIP	UZ	2000000218	9/30/2012	9.83
88107000	CAP Move-CWIP	UZ	2000000218	9/30/2012	48.72
88107000	CAP Move-CWIP	UZ	2000000221	9/30/2012	32.52
88107000	CAP Move-CWIP	UZ	2000000221	9/30/2012	57.96
88107000	CAP Move-CWIP	UZ	2000000228	9/30/2012	(10.21)
88107000	CAP Move-CWIP	UZ	2000000229	9/30/2012	11.33
88107000	CAP Move-CWIP	UZ	2000000229	9/30/2012	2.30
88107000	CAP Move-CWIP	UZ	2000000231	9/30/2012	23.84
88107000	CAP Move-CWIP	UZ	2000000231	9/30/2012	5.65
88107000	CAP Move-CWIP	UZ	2000000231	9/30/2012	0.34
88107000	CAP Move-CWIP	UZ	2000000231	9/30/2012	13.43
88107000	CAP Move-CWIP	UZ	2000000231	9/30/2012	2.90
88107000	CAP Move-CWIP	UZ	2000000231	9/30/2012	2.95
88107000	CAP Move-CWIP	UZ	2000000231	9/30/2012	(7.33)
88107000	CAP Move-CWIP	UZ	2000000231	9/30/2012	2.08
88107000	CAP Move-CWIP	UZ	2000000231	9/30/2012	0.39
88107000	CAP Move-CWIP	UZ	2000000217	9/30/2012	7.62
88107000	CAP Move-CWIP	UZ	2000000217	9/30/2012	61.40
88107000	CAP Move-CWIP	UZ	2000000218	9/30/2012	282.39
88107000	CAP Move-CWIP	UZ	2000000218	9/30/2012	(0.99)
88107000	CAP Move-CWIP	UZ	2000000218	9/30/2012	20.71
88107000	CAP Move-CWIP	UZ	2000000218	9/30/2012	2.57
88107000	CAP Move-CWIP	UZ	2000000218	9/30/2012	9.93
88107000	CAP Move-CWIP	UZ	2000000221	9/30/2012	20.13
88107000	CAP Move-CWIP	UZ	2000000221	9/30/2012	3.12
88107000	CAP Move-CWIP	UZ	2000000228	9/30/2012	(15.31)
88107000	CAP Move-CWIP	UZ	2000000229	9/30/2012	86.96
88107000	CAP Move-CWIP	UZ	2000000229	9/30/2012	8.47
88107000	CAP Move-CWIP	UZ	2000000229	9/30/2012	4.42
88107000	CAP Move-CWIP	UZ	2000000229	9/30/2012	(11.00)
88107000	CAP Move-CWIP	UZ	2000000229	9/30/2012	0.61
88107000	CAP Move-CWIP	UZ	2000000229	9/30/2012	0.50

## Kentucky American Water Company

Case No. 2012-00520

Response to PSC DR1, Item 31

Account	Description	Doc Type	Document Number	Posting Date	Amount
88107000	CAP Move-CWIP	UZ	2000000229	9/30/2012	(0.01)
88107000	CAP Move-CWIP	UZ	2000000231	9/30/2012	4.34
88107000	CAP Move-CWIP	UZ	2000000231	9/30/2012	3.45
88107000	CAP Move-CWIP	UZ	2000000231	9/30/2012	16.99
88107000	CAP Move-CWIP	UZ	2000000231	9/30/2012	48.79
88107000	CAP Move-CWIP	UZ	2000000231	9/30/2012	35.74
88107000	CAP Move-CWIP	UZ	2000000217	9/30/2012	12.52
88107000	CAP Move-CWIP	UZ	2000000218	9/30/2012	9.61
88107000	CAP Move-CWIP	UZ	2000000217	9/30/2012	(0.34)
88107000	CAP Move-CWIP	UZ	2000000218	9/30/2012	0.26
88107000	CAP Move-CWIP	UZ	2000000220	9/30/2012	0.35
88107000	CAP Move-CWIP	UZ	2000000218	9/30/2012	30.29
88107000	CAP Move-CWIP	UZ	2000000220	9/30/2012	23.24
88107000	CAP Move-CWIP	UZ	2000000217	9/30/2012	73.08
88107000	CAP Move-CWIP	UZ	2000000217	9/30/2012	5.51
88107000	CAP Move-CWIP	UZ	2000000217	9/30/2012	(2.66)
88107000	CAP Move-CWIP	UZ	2000000217	9/30/2012	1.68
88107000	CAP Move-CWIP	UZ	2000000217	9/30/2012	(4.29)
88107000	CAP Move-CWIP	UZ	2000000217	9/30/2012	498.88
88107000	CAP Move-CWIP	UZ	2000000218	9/30/2012	(196.42)
88107000	CAP Move-CWIP	UZ	2000000218	9/30/2012	(31.69)
88107000	CAP Move-CWIP	UZ	2000000218	9/30/2012	382.70
88107000	CAP Move-CWIP	UZ	2000000218	9/30/2012	1,624.12
88107000	CAP Move-CWIP	UZ	2000000220	9/30/2012	5.34
88107000	CAP Move-CWIP	UZ	2000000220	9/30/2012	(1.66)
88107000	CAP Move-CWIP	UZ	2000000221	9/30/2012	0.21
88107000	CAP Move-CWIP	UZ	2000000229	9/30/2012	5.67
88107000	CAP Move-CWIP	UZ	2000000229	9/30/2012	1.04
88107000	CAP Move-CWIP	UZ	2000000229	9/30/2012	(5.10)
88107000	CAP Move-CWIP	UZ	2000000229	9/30/2012	0.17
88107000	CAP Move-CWIP	UZ	2000000229	9/30/2012	16.25
88107000	CAP Move-CWIP	UZ	2000000229	9/30/2012	1.47
88107000	CAP Move-CWIP	UZ	2000000229	9/30/2012	(3.67)
88107000	CAP Move-CWIP	UZ	2000000229	9/30/2012	11.92
88107000	CAP Move-CWIP	UZ	2000000229	9/30/2012	2.83
88107000	CAP Move-CWIP	UZ	2000000229	9/30/2012	28.99
88107000	CAP Move-CWIP	UZ	2000000231	9/30/2012	1.44
88107000	CAP Move-CWIP	UZ	2000000231	9/30/2012	1.15
88107000	CAP Move-CWIP	UZ	2000000231	9/30/2012	6.70
88107000	CAP Move-CWIP	UZ	2000000217	9/30/2012	3.48
88107000	CAP Move-CWIP	UZ	2000000217	9/30/2012	2.67
88107000	CAP Move-CWIP	UZ	2000000217	9/30/2012	1.74
88107000	CAP Move-CWIP	UZ	2000000218	9/30/2012	(4.69)
88107000	CAP Move-CWIP	UZ	2000000220	9/30/2012	1.33
88107000	CAP Move-CWIP	UZ	2000000217	9/30/2012	0.01
88107000	CAP Move-CWIP	UZ	2000000217	9/30/2012	0.01
88107000	CAP Move-CWIP	UZ	2000000217	9/30/2012	(0.04)
88107000	CAP Move-CWIP	UZ	2000000217	9/30/2012	(38.34)
88107000	CAP Move-CWIP	UN	2000000239	9/30/2012	38.34
88107000	CAP Move-CWIP	UZ	2000000218	9/30/2012	2.63
88107000	CAP Move-CWIP	UZ	2000000218	9/30/2012	2.02
88107000	CAP Move-CWIP	UZ	2000000218	9/30/2012	7.78
88107000	CAP Move-CWIP	UZ	2000000220	9/30/2012	10.14

## Kentucky American Water Company

Case No. 2012-00520

Response to PSC DR1, Item 31

Account	Description	Doc Type	Document Number	Posting Date	Amount
88107000	CAP Move-CWIP	UZ	2000000217	9/30/2012	4.42
88107000	CAP Move-CWIP	UZ	2000000217	9/30/2012	(0.90)
88107000	CAP Move-CWIP	UZ	2000000217	9/30/2012	(1.33)
88107000	CAP Move-CWIP	UZ	2000000218	9/30/2012	28.47
88107000	CAP Move-CWIP	UZ	2000000218	9/30/2012	115.25
88107000	CAP Move-CWIP	UZ	2000000218	9/30/2012	(36.14)
88107000	CAP Move-CWIP	UZ	2000000218	9/30/2012	(12.61)
88107000	CAP Move-CWIP	UZ	2000000218	9/30/2012	(0.95)
88107000	CAP Move-CWIP	UZ	2000000220	9/30/2012	8.03
88107000	CAP Move-CWIP	UN	2000000239	9/30/2012	(104.24)
88107000	CAP Move-CWIP	UZ	2000000217	9/30/2012	1.75
88107000	CAP Move-CWIP	UZ	2000000217	9/30/2012	1.34
88107000	CAP Move-CWIP	UZ	2000000218	9/30/2012	(3.80)
88107000	CAP Move-CWIP	UN	2000000239	9/30/2012	3.80
88107000	CAP Move-CWIP	UZ	2000000217	9/30/2012	(469.20)
88107000	CAP Move-CWIP	UZ	2000000217	9/30/2012	(7.51)
88107000	CAP Move-CWIP	UN	2000000239	9/30/2012	476.71
88107000	CAP Move-CWIP	UZ	2000000217	9/30/2012	(2.52)
88107000	CAP Move-CWIP	UZ	2000000220	9/30/2012	293.25
88107000	CAP Move-CWIP	UN	2000000239	9/30/2012	(290.73)
88107000	CAP Move-CWIP	UZ	2000000218	9/30/2012	12.23
88107000	CAP Move-CWIP	UZ	2000000218	9/30/2012	(1.41)
88107000	CAP Move-CWIP	UZ	2000000220	9/30/2012	15.94
88107000	CAP Move-CWIP	UZ	2000000217	9/30/2012	293.09
88107000	CAP Move-CWIP	UZ	2000000218	9/30/2012	(4.37)
88107000	CAP Move-CWIP	UZ	2000000218	9/30/2012	4.07
88107000	CAP Move-CWIP	UZ	2000000218	9/30/2012	26.43
88107000	CAP Move-CWIP	UZ	2000000220	9/30/2012	21.48
88107000	CAP Move-CWIP	UZ	2000000221	9/30/2012	4.42
88107000	CAP Move-CWIP	UZ	2000000221	9/30/2012	3.12
88107000	CAP Move-CWIP	UZ	2000000221	9/30/2012	35.74
88107000	CAP Move-CWIP	UZ	2000000221	9/30/2012	(0.01)
88107000	CAP Move-CWIP	UZ	2000000229	9/30/2012	0.61
88107000	CAP Move-CWIP	UZ	2000000229	9/30/2012	(11.00)
88107000	CAP Move-CWIP	UZ	2000000229	9/30/2012	8.47
88107000	CAP Move-CWIP	UZ	2000000229	9/30/2012	(15.31)
88107000	CAP Move-CWIP	UZ	2000000229	9/30/2012	16.99
88107000	CAP Move-CWIP	UZ	2000000231	9/30/2012	3.45
88107000	CAP Move-CWIP	UZ	2000000231	9/30/2012	48.79
88107000	CAP Move-CWIP	UZ	2000000231	9/30/2012	20.13
88107000	CAP Move-CWIP	UZ	2000000231	9/30/2012	86.96
88107000	CAP Move-CWIP	UZ	2000000231	9/30/2012	0.50
88107000	CAP Move-CWIP	UZ	2000000231	9/30/2012	4.34
88107000	CAP Move-CWIP	UN	2000000239	9/30/2012	(547.90)
88107000	CAP Move-CWIP	UZ	2000000217	9/30/2012	12.23
88107000	CAP Move-CWIP	UZ	2000000217	9/30/2012	1.83
88107000	CAP Move-CWIP	UZ	2000000217	9/30/2012	6.12
88107000	CAP Move-CWIP	UZ	2000000218	9/30/2012	116.52
88107000	CAP Move-CWIP	UZ	2000000218	9/30/2012	9.68
88107000	CAP Move-CWIP	UZ	2000000221	9/30/2012	16.25
88107000	CAP Move-CWIP	UZ	2000000221	9/30/2012	2.83
88107000	CAP Move-CWIP	UZ	2000000221	9/30/2012	(3.67)
88107000	CAP Move-CWIP	UZ	2000000229	9/30/2012	1.15

## Kentucky American Water Company

Case No. 2012-00520

Response to PSC DR1, Item 31

Account	Description	Doc Type	Document Number	Posting Date	Amount
88107000	CAP Move-CWIP	UZ	2000000229	9/30/2012	11.92
88107000	CAP Move-CWIP	UZ	2000000229	9/30/2012	28.99
88107000	CAP Move-CWIP	UZ	2000000229	9/30/2012	1.47
88107000	CAP Move-CWIP	UZ	2000000229	9/30/2012	6.70
88107000	CAP Move-CWIP	UZ	2000000229	9/30/2012	0.17
88107000	CAP Move-CWIP	UZ	2000000231	9/30/2012	5.67
88107000	CAP Move-CWIP	UZ	2000000231	9/30/2012	1.44
88107000	CAP Move-CWIP	UZ	2000000231	9/30/2012	1.04
88107000	CAP Move-CWIP	UZ	2000000231	9/30/2012	(5.10)
88107000	CAP Move-CWIP	UZ	2000000231	9/30/2012	0.21
88107000	CAP Move-CWIP	UN	2000000239	9/30/2012	(215.45)
88107000	CAP Move-CWIP	UZ	2000000217	9/30/2012	116.52
88107000	CAP Move-CWIP	UZ	2000000217	9/30/2012	9.68
88107000	CAP Move-CWIP	UZ	2000000218	9/30/2012	12.43
88107000	CAP Move-CWIP	UZ	2000000218	9/30/2012	6.12
88107000	CAP Move-CWIP	UZ	2000000218	9/30/2012	1.83
88107000	CAP Move-CWIP	UZ	2000000221	9/30/2012	1.04
88107000	CAP Move-CWIP	UZ	2000000221	9/30/2012	28.99
88107000	CAP Move-CWIP	UZ	2000000229	9/30/2012	5.67
88107000	CAP Move-CWIP	UZ	2000000229	9/30/2012	(3.67)
88107000	CAP Move-CWIP	UZ	2000000229	9/30/2012	0.21
88107000	CAP Move-CWIP	UZ	2000000229	9/30/2012	(5.10)
88107000	CAP Move-CWIP	UZ	2000000229	9/30/2012	1.15
88107000	CAP Move-CWIP	UZ	2000000231	9/30/2012	1.47
88107000	CAP Move-CWIP	UZ	2000000231	9/30/2012	0.17
88107000	CAP Move-CWIP	UZ	2000000231	9/30/2012	1.44
88107000	CAP Move-CWIP	UZ	2000000231	9/30/2012	2.83
88107000	CAP Move-CWIP	UZ	2000000231	9/30/2012	11.92
88107000	CAP Move-CWIP	UZ	2000000231	9/30/2012	6.70
88107000	CAP Move-CWIP	UZ	2000000231	9/30/2012	16.25
88107000	CAP Move-CWIP	UN	2000000239	9/30/2012	(215.65)
88107000	CAP Move-CWIP	UZ	2000000217	9/30/2012	116.52
88107000	CAP Move-CWIP	UZ	2000000217	9/30/2012	9.68
88107000	CAP Move-CWIP	UZ	2000000217	9/30/2012	13.16
88107000	CAP Move-CWIP	UZ	2000000218	9/30/2012	1.83
88107000	CAP Move-CWIP	UZ	2000000218	9/30/2012	6.12
88107000	CAP Move-CWIP	UZ	2000000221	9/30/2012	6.70
88107000	CAP Move-CWIP	UZ	2000000221	9/30/2012	1.44
88107000	CAP Move-CWIP	UZ	2000000221	9/30/2012	1.04
88107000	CAP Move-CWIP	UZ	2000000229	9/30/2012	0.21
88107000	CAP Move-CWIP	UZ	2000000229	9/30/2012	28.99
88107000	CAP Move-CWIP	UZ	2000000229	9/30/2012	1.15
88107000	CAP Move-CWIP	UZ	2000000229	9/30/2012	16.25
88107000	CAP Move-CWIP	UZ	2000000229	9/30/2012	11.92
88107000	CAP Move-CWIP	UZ	2000000229	9/30/2012	1.47
88107000	CAP Move-CWIP	UZ	2000000229	9/30/2012	2.83
88107000	CAP Move-CWIP	UZ	2000000231	9/30/2012	(3.67)
88107000	CAP Move-CWIP	UZ	2000000231	9/30/2012	5.67
88107000	CAP Move-CWIP	UZ	2000000231	9/30/2012	(5.10)
88107000	CAP Move-CWIP	UZ	2000000231	9/30/2012	0.17
88107000	CAP Move-CWIP	UN	2000000239	9/30/2012	(216.38)
88107000	CAP Move-CWIP	UZ	2000000217	9/30/2012	216.74
88107000	CAP Move-CWIP	UZ	2000000217	9/30/2012	(0.10)

## Kentucky American Water Company

Case No. 2012-00520

Response to PSC DR1, Item 31

Account	Description	Doc Type	Document Number	Posting Date	Amount
88107000	CAP Move-CWIP	UZ	2000000217	9/30/2012	(212.19)
88107000	CAP Move-CWIP	UZ	2000000217	9/30/2012	(413.08)
88107000	CAP Move-CWIP	UZ	2000000217	9/30/2012	4.65
88107000	CAP Move-CWIP	UZ	2000000217	9/30/2012	16.12
88107000	CAP Move-CWIP	UZ	2000000217	9/30/2012	(0.03)
88107000	CAP Move-CWIP	UZ	2000000218	9/30/2012	2.61
88107000	CAP Move-CWIP	UZ	2000000218	9/30/2012	18.80
88107000	CAP Move-CWIP	UZ	2000000218	9/30/2012	(1.09)
88107000	CAP Move-CWIP	UZ	2000000220	9/30/2012	(0.08)
88107000	CAP Move-CWIP	UZ	2000000221	9/30/2012	(7.33)
88107000	CAP Move-CWIP	UZ	2000000229	9/30/2012	23.84
88107000	CAP Move-CWIP	UZ	2000000229	9/30/2012	0.39
88107000	CAP Move-CWIP	UZ	2000000229	9/30/2012	13.43
88107000	CAP Move-CWIP	UZ	2000000229	9/30/2012	11.33
88107000	CAP Move-CWIP	UZ	2000000229	9/30/2012	(10.21)
88107000	CAP Move-CWIP	UZ	2000000230	9/30/2012	57.96
88107000	CAP Move-CWIP	UZ	2000000231	9/30/2012	2.08
88107000	CAP Move-CWIP	UZ	2000000231	9/30/2012	32.52
88107000	CAP Move-CWIP	UZ	2000000231	9/30/2012	2.30
88107000	CAP Move-CWIP	UZ	2000000231	9/30/2012	2.90
88107000	CAP Move-CWIP	UZ	2000000231	9/30/2012	2.95
88107000	CAP Move-CWIP	UZ	2000000231	9/30/2012	0.34
88107000	CAP Move-CWIP	UZ	2000000231	9/30/2012	5.65
88107000	CAP Move-CWIP	UN	2000000239	9/30/2012	229.50
88107000	CAP Move-CWIP	UZ	2000000218	9/30/2012	(354.73)
88107000	CAP Move-CWIP	UZ	2000000220	9/30/2012	(166.35)
88107000	CAP Move-CWIP	UN	2000000239	9/30/2012	521.08
88107000	CAP Move-CWIP	UZ	2000000217	9/30/2012	2.74
88107000	CAP Move-CWIP	UZ	2000000218	9/30/2012	3.21
88107000	CAP Move-CWIP	UZ	2000000218	9/30/2012	33.17
88107000	CAP Move-CWIP	UZ	2000000218	9/30/2012	4.05
88107000	CAP Move-CWIP	UZ	2000000220	9/30/2012	(193.26)
88107000	CAP Move-CWIP	UZ	2000000220	9/30/2012	(4,780.88)
88107000	CAP Move-CWIP	UN	2000000239	9/30/2012	4,930.97
88107000	CAP Move-CWIP	UZ	2000000217	9/30/2012	5.12
88107000	CAP Move-CWIP	UZ	2000000217	9/30/2012	77.22
88107000	CAP Move-CWIP	UZ	2000000218	9/30/2012	6.88
88107000	CAP Move-CWIP	UZ	2000000218	9/30/2012	(52.61)
88107000	CAP Move-CWIP	UZ	2000000220	9/30/2012	1.21
88107000	CAP Move-CWIP	UZ	2000000221	9/30/2012	(3.67)
88107000	CAP Move-CWIP	UZ	2000000221	9/30/2012	1.44
88107000	CAP Move-CWIP	UZ	2000000229	9/30/2012	0.21
88107000	CAP Move-CWIP	UZ	2000000229	9/30/2012	1.47
88107000	CAP Move-CWIP	UZ	2000000229	9/30/2012	2.83
88107000	CAP Move-CWIP	UZ	2000000229	9/30/2012	0.17
88107000	CAP Move-CWIP	UZ	2000000229	9/30/2012	1.04
88107000	CAP Move-CWIP	UZ	2000000229	9/30/2012	11.92
88107000	CAP Move-CWIP	UZ	2000000229	9/30/2012	16.25
88107000	CAP Move-CWIP	UZ	2000000229	9/30/2012	5.67
88107000	CAP Move-CWIP	UZ	2000000231	9/30/2012	(5.10)
88107000	CAP Move-CWIP	UZ	2000000231	9/30/2012	28.99
88107000	CAP Move-CWIP	UZ	2000000231	9/30/2012	1.15
88107000	CAP Move-CWIP	UZ	2000000231	9/30/2012	6.70

## Kentucky American Water Company

Case No. 2012-00520

Response to PSC DR1, Item 31

Account	Description	Doc Type	Document Number	Posting Date	Amount
88107000	CAP Move-CWIP	UN	2000000239	9/30/2012	(106.89)
88107000	CAP Move-CWIP	UZ	2000000217	9/30/2012	82.05
88107000	CAP Move-CWIP	UZ	2000000217	9/30/2012	7.25
88107000	CAP Move-CWIP	UZ	2000000218	9/30/2012	(84.78)
88107000	CAP Move-CWIP	UZ	2000000218	9/30/2012	5.40
88107000	CAP Move-CWIP	UZ	2000000218	9/30/2012	76.71
88107000	CAP Move-CWIP	UZ	2000000218	9/30/2012	1.29
88107000	CAP Move-CWIP	UZ	2000000221	9/30/2012	16.25
88107000	CAP Move-CWIP	UZ	2000000221	9/30/2012	(3.67)
88107000	CAP Move-CWIP	UZ	2000000221	9/30/2012	28.99
88107000	CAP Move-CWIP	UZ	2000000229	9/30/2012	(5.10)
88107000	CAP Move-CWIP	UZ	2000000229	9/30/2012	1.47
88107000	CAP Move-CWIP	UZ	2000000229	9/30/2012	1.04
88107000	CAP Move-CWIP	UZ	2000000229	9/30/2012	5.67
88107000	CAP Move-CWIP	UZ	2000000229	9/30/2012	1.44
88107000	CAP Move-CWIP	UZ	2000000229	9/30/2012	1.15
88107000	CAP Move-CWIP	UZ	2000000229	9/30/2012	6.70
88107000	CAP Move-CWIP	UZ	2000000230	9/30/2012	0.21
88107000	CAP Move-CWIP	UZ	2000000231	9/30/2012	2.83
88107000	CAP Move-CWIP	UZ	2000000231	9/30/2012	0.17
88107000	CAP Move-CWIP	UZ	2000000231	9/30/2012	11.92
88107000	CAP Move-CWIP	UN	2000000239	9/30/2012	(156.99)
88107000	CAP Move-CWIP	UZ	2000000217	9/30/2012	8.15
88107000	CAP Move-CWIP	UZ	2000000217	9/30/2012	96.53
88107000	CAP Move-CWIP	UZ	2000000217	9/30/2012	1.53
88107000	CAP Move-CWIP	UZ	2000000218	9/30/2012	(90.82)
88107000	CAP Move-CWIP	UZ	2000000218	9/30/2012	6.06
88107000	CAP Move-CWIP	UZ	2000000218	9/30/2012	53.40
88107000	CAP Move-CWIP	UZ	2000000221	9/30/2012	28.99
88107000	CAP Move-CWIP	UZ	2000000221	9/30/2012	11.92
88107000	CAP Move-CWIP	UZ	2000000221	9/30/2012	1.15
88107000	CAP Move-CWIP	UZ	2000000221	9/30/2012	5.67
88107000	CAP Move-CWIP	UZ	2000000229	9/30/2012	6.70
88107000	CAP Move-CWIP	UZ	2000000229	9/30/2012	1.04
88107000	CAP Move-CWIP	UZ	2000000229	9/30/2012	0.17
88107000	CAP Move-CWIP	UZ	2000000229	9/30/2012	0.21
88107000	CAP Move-CWIP	UZ	2000000229	9/30/2012	1.44
88107000	CAP Move-CWIP	UZ	2000000231	9/30/2012	1.47
88107000	CAP Move-CWIP	UZ	2000000231	9/30/2012	16.25
88107000	CAP Move-CWIP	UZ	2000000231	9/30/2012	(5.10)
88107000	CAP Move-CWIP	UZ	2000000231	9/30/2012	2.83
88107000	CAP Move-CWIP	UZ	2000000231	9/30/2012	(3.67)
88107000	CAP Move-CWIP	UN	2000000239	9/30/2012	(143.92)
88107000	CAP Move-CWIP	UZ	2000000218	9/30/2012	36.14
88107000	CAP Move-CWIP	UZ	2000000218	9/30/2012	361.34
88107000	CAP Move-CWIP	UN	2000000239	9/30/2012	(397.48)
88107000	CAP Move-CWIP	UZ	2000000218	9/30/2012	361.34
88107000	CAP Move-CWIP	UZ	2000000218	9/30/2012	19.76
88107000	CAP Move-CWIP	UN	2000000239	9/30/2012	(381.10)
88107000	CAP Move-CWIP	UZ	2000000217	9/30/2012	33.76
88107000	CAP Move-CWIP	UZ	2000000218	9/30/2012	361.34
88107000	CAP Move-CWIP	UN	2000000239	9/30/2012	(395.10)
88107000	CAP Move-CWIP	UZ	2000000217	9/30/2012	34.22



## Kentucky American Water Company

Case No. 2012-00520

Response to PSC DR1, Item 31

Account	Description	Doc Type	Document Number	Posting Date	Amount
88107000	CAP Move-CWIP	UZ	2000000217	9/30/2012	(0.50)
88107000	CAP Move-CWIP	UZ	2000000217	9/30/2012	(38.43)
88107000	CAP Move-CWIP	UZ	2000000217	9/30/2012	(0.89)
88107000	CAP Move-CWIP	UZ	2000000218	9/30/2012	(41.44)
88107000	CAP Move-CWIP	UZ	2000000218	9/30/2012	(3.24)
88107000	CAP Move-CWIP	UN	2000000239	9/30/2012	50.28
88107000	CAP Move-CWIP	UZ	2000000217	9/30/2012	(0.89)
88107000	CAP Move-CWIP	UZ	2000000217	9/30/2012	34.22
88107000	CAP Move-CWIP	UZ	2000000218	9/30/2012	(41.44)
88107000	CAP Move-CWIP	UZ	2000000218	9/30/2012	(38.06)
88107000	CAP Move-CWIP	UZ	2000000220	9/30/2012	(3.24)
88107000	CAP Move-CWIP	UZ	2000000220	9/30/2012	(0.50)
88107000	CAP Move-CWIP	UN	2000000239	9/30/2012	49.91
88107000	CAP Move-CWIP	UZ	2000000217	9/30/2012	(41.44)
88107000	CAP Move-CWIP	UZ	2000000217	9/30/2012	(39.20)
88107000	CAP Move-CWIP	UZ	2000000217	9/30/2012	(3.24)
88107000	CAP Move-CWIP	UZ	2000000218	9/30/2012	(0.50)
88107000	CAP Move-CWIP	UZ	2000000218	9/30/2012	(0.89)
88107000	CAP Move-CWIP	UZ	2000000218	9/30/2012	62.65
88107000	CAP Move-CWIP	UN	2000000239	9/30/2012	22.62
88107000	CAP Move-CWIP	UZ	2000000217	9/30/2012	(3.78)
88107000	CAP Move-CWIP	UZ	2000000217	9/30/2012	1,033.80
88107000	CAP Move-CWIP	UZ	2000000217	9/30/2012	53.03
88107000	CAP Move-CWIP	UZ	2000000217	9/30/2012	(123.83)
88107000	CAP Move-CWIP	UZ	2000000217	9/30/2012	(38.90)
88107000	CAP Move-CWIP	UZ	2000000218	9/30/2012	2.28
88107000	CAP Move-CWIP	UZ	2000000218	9/30/2012	400.71
88107000	CAP Move-CWIP	UZ	2000000218	9/30/2012	(4.42)
88107000	CAP Move-CWIP	UZ	2000000218	9/30/2012	5.34
88107000	CAP Move-CWIP	UZ	2000000218	9/30/2012	(1.77)
88107000	CAP Move-CWIP	UZ	2000000220	9/30/2012	3.35
88107000	CAP Move-CWIP	UN	2000000239	9/30/2012	(1,325.81)
88107000	CAP Move-CWIP	UZ	2000000217	9/30/2012	(1.44)
88107000	CAP Move-CWIP	UZ	2000000217	9/30/2012	(1.73)
88107000	CAP Move-CWIP	UZ	2000000217	9/30/2012	1,033.76
88107000	CAP Move-CWIP	UZ	2000000217	9/30/2012	(127.39)
88107000	CAP Move-CWIP	UZ	2000000218	9/30/2012	384.55
88107000	CAP Move-CWIP	UZ	2000000218	9/30/2012	(0.68)
88107000	CAP Move-CWIP	UZ	2000000218	9/30/2012	1.19
88107000	CAP Move-CWIP	UZ	2000000218	9/30/2012	29.67
88107000	CAP Move-CWIP	UZ	2000000218	9/30/2012	(15.58)
88107000	CAP Move-CWIP	UZ	2000000218	9/30/2012	3.00
88107000	CAP Move-CWIP	UZ	2000000218	9/30/2012	0.56
88107000	CAP Move-CWIP	UN	2000000239	9/30/2012	(1,305.91)
88107000	CAP Move-CWIP	UZ	2000000217	9/30/2012	29.68
88107000	CAP Move-CWIP	UZ	2000000217	9/30/2012	(130.18)
88107000	CAP Move-CWIP	UZ	2000000217	9/30/2012	646.91
88107000	CAP Move-CWIP	UZ	2000000217	9/30/2012	(1.73)
88107000	CAP Move-CWIP	UZ	2000000218	9/30/2012	0.56
88107000	CAP Move-CWIP	UZ	2000000218	9/30/2012	384.55
88107000	CAP Move-CWIP	UZ	2000000218	9/30/2012	3.00
88107000	CAP Move-CWIP	UZ	2000000218	9/30/2012	(1.44)
88107000	CAP Move-CWIP	UZ	2000000218	9/30/2012	(15.58)

## Kentucky American Water Company

Case No. 2012-00520

Response to PSC DR1, Item 31

Account	Description	Doc Type	Document Number	Posting Date	Amount
88107000	CAP Move-CWIP	UZ	2000000218	9/30/2012	(0.68)
88107000	CAP Move-CWIP	UZ	2000000218	9/30/2012	1.19
88107000	CAP Move-CWIP	UZ	2000000218	9/30/2012	(14.21)
88107000	CAP Move-CWIP	UN	2000000239	9/30/2012	(902.07)
88107000	CAP Move-CWIP	UZ	2000000218	9/30/2012	(0.06)
88107000	CAP Move-CWIP	UN	2000000239	9/30/2012	0.06
88107000	CAP Move-CWIP	UZ	2000000217	9/30/2012	(1.77)
88107000	CAP Move-CWIP	UZ	2000000217	9/30/2012	47.10
88107000	CAP Move-CWIP	UZ	2000000217	9/30/2012	(38.78)
88107000	CAP Move-CWIP	UZ	2000000217	9/30/2012	4.17
88107000	CAP Move-CWIP	UZ	2000000218	9/30/2012	1.99
88107000	CAP Move-CWIP	UZ	2000000218	9/30/2012	(2.34)
88107000	CAP Move-CWIP	UZ	2000000218	9/30/2012	(4.78)
88107000	CAP Move-CWIP	UZ	2000000218	9/30/2012	4.80
88107000	CAP Move-CWIP	UZ	2000000218	9/30/2012	(3.77)
88107000	CAP Move-CWIP	UN	2000000239	9/30/2012	(6.62)
88107000	CAP Move-CWIP	UZ	2000000217	9/30/2012	(10.01)
88107000	CAP Move-CWIP	UZ	2000000217	9/30/2012	10.83
88107000	CAP Move-CWIP	UZ	2000000217	9/30/2012	7.20
88107000	CAP Move-CWIP	UZ	2000000218	9/30/2012	(40.63)
88107000	CAP Move-CWIP	UZ	2000000218	9/30/2012	(4.57)
88107000	CAP Move-CWIP	UZ	2000000218	9/30/2012	9.18
88107000	CAP Move-CWIP	UZ	2000000218	9/30/2012	7.03
88107000	CAP Move-CWIP	UZ	2000000218	9/30/2012	140.11
88107000	CAP Move-CWIP	UZ	2000000218	9/30/2012	9.17
88107000	CAP Move-CWIP	UZ	2000000220	9/30/2012	(3.94)
88107000	CAP Move-CWIP	UZ	2000000220	9/30/2012	(2.24)
88107000	CAP Move-CWIP	UZ	2000000229	9/30/2012	1.47
88107000	CAP Move-CWIP	UZ	2000000229	9/30/2012	1.04
88107000	CAP Move-CWIP	UZ	2000000229	9/30/2012	16.25
88107000	CAP Move-CWIP	UZ	2000000229	9/30/2012	1.15
88107000	CAP Move-CWIP	UZ	2000000231	9/30/2012	1.44
88107000	CAP Move-CWIP	UZ	2000000231	9/30/2012	(3.67)
88107000	CAP Move-CWIP	UZ	2000000231	9/30/2012	0.17
88107000	CAP Move-CWIP	UZ	2000000231	9/30/2012	6.70
88107000	CAP Move-CWIP	UZ	2000000231	9/30/2012	11.92
88107000	CAP Move-CWIP	UZ	2000000231	9/30/2012	28.99
88107000	CAP Move-CWIP	UZ	2000000231	9/30/2012	2.83
88107000	CAP Move-CWIP	UZ	2000000231	9/30/2012	(5.10)
88107000	CAP Move-CWIP	UZ	2000000231	9/30/2012	5.67
88107000	CAP Move-CWIP	UZ	2000000231	9/30/2012	0.21
88107000	CAP Move-CWIP	UZ	2000000217	9/30/2012	(112.33)
88107000	CAP Move-CWIP	UZ	2000000217	9/30/2012	1,086.18
88107000	CAP Move-CWIP	UZ	2000000217	9/30/2012	45.95
88107000	CAP Move-CWIP	UZ	2000000218	9/30/2012	(406.79)
88107000	CAP Move-CWIP	UZ	2000000218	9/30/2012	(10.39)
88107000	CAP Move-CWIP	UZ	2000000218	9/30/2012	(8.61)
88107000	CAP Move-CWIP	UZ	2000000218	9/30/2012	54.64
88107000	CAP Move-CWIP	UZ	2000000218	9/30/2012	(7.86)
88107000	CAP Move-CWIP	UZ	2000000218	9/30/2012	49.41
88107000	CAP Move-CWIP	UZ	2000000220	9/30/2012	261.32
88107000	CAP Move-CWIP	UZ	2000000221	9/30/2012	(56.13)
88107000	CAP Move-CWIP	UZ	2000000221	9/30/2012	(40.33)

## Kentucky American Water Company

Case No. 2012-00520

Response to PSC DR1, Item 31

Account	Description	Doc Type	Document Number	Posting Date	Amount
88107000	CAP Move-CWIP	UZ	2000000228	9/30/2012	11.43
88107000	CAP Move-CWIP	UZ	2000000229	9/30/2012	178.87
88107000	CAP Move-CWIP	UZ	2000000229	9/30/2012	131.10
88107000	CAP Move-CWIP	UZ	2000000229	9/30/2012	16.21
88107000	CAP Move-CWIP	UZ	2000000229	9/30/2012	15.92
88107000	CAP Move-CWIP	UZ	2000000229	9/30/2012	73.83
88107000	CAP Move-CWIP	UZ	2000000229	9/30/2012	1.85
88107000	CAP Move-CWIP	UZ	2000000229	9/30/2012	62.30
88107000	CAP Move-CWIP	UZ	2000000231	9/30/2012	2.24
88107000	CAP Move-CWIP	UZ	2000000231	9/30/2012	(0.03)
88107000	CAP Move-CWIP	UZ	2000000231	9/30/2012	31.07
88107000	CAP Move-CWIP	UZ	2000000231	9/30/2012	12.65
88107000	CAP Move-CWIP	UZ	2000000231	9/30/2012	318.80
88107000	CAP Move-CWIP	UN	2000000239	9/30/2012	(1,711.30)
88107000	CAP Move-CWIP	UZ	2000000217	9/30/2012	(1.86)
88107000	CAP Move-CWIP	UZ	2000000217	9/30/2012	37.10
88107000	CAP Move-CWIP	UZ	2000000218	9/30/2012	(5.07)
88107000	CAP Move-CWIP	UZ	2000000218	9/30/2012	(501.16)
88107000	CAP Move-CWIP	UZ	2000000218	9/30/2012	13.76
88107000	CAP Move-CWIP	UZ	2000000218	9/30/2012	9.94
88107000	CAP Move-CWIP	UZ	2000000218	9/30/2012	370.98
88107000	CAP Move-CWIP	UZ	2000000218	9/30/2012	69.57
88107000	CAP Move-CWIP	UZ	2000000218	9/30/2012	(7.46)
88107000	CAP Move-CWIP	UZ	2000000218	9/30/2012	(96.50)
88107000	CAP Move-CWIP	UZ	2000000220	9/30/2012	548.14
88107000	CAP Move-CWIP	UZ	2000000221	9/30/2012	8.84
88107000	CAP Move-CWIP	UZ	2000000228	9/30/2012	(30.62)
88107000	CAP Move-CWIP	UZ	2000000229	9/30/2012	71.53
88107000	CAP Move-CWIP	UZ	2000000229	9/30/2012	97.56
88107000	CAP Move-CWIP	UZ	2000000229	9/30/2012	6.23
88107000	CAP Move-CWIP	UZ	2000000229	9/30/2012	8.68
88107000	CAP Move-CWIP	UZ	2000000229	9/30/2012	16.95
88107000	CAP Move-CWIP	UZ	2000000229	9/30/2012	(22.00)
88107000	CAP Move-CWIP	UZ	2000000230	9/30/2012	40.27
88107000	CAP Move-CWIP	UZ	2000000231	9/30/2012	173.90
88107000	CAP Move-CWIP	UZ	2000000231	9/30/2012	1.01
88107000	CAP Move-CWIP	UZ	2000000231	9/30/2012	(0.01)
88107000	CAP Move-CWIP	UZ	2000000231	9/30/2012	1.21
88107000	CAP Move-CWIP	UZ	2000000231	9/30/2012	6.90
88107000	CAP Move-CWIP	UZ	2000000231	9/30/2012	33.97
88107000	CAP Move-CWIP	UN	2000000239	9/30/2012	(851.86)
88107000	CAP Move-CWIP	UZ	2000000217	9/30/2012	370.98
88107000	CAP Move-CWIP	UZ	2000000217	9/30/2012	3.49
88107000	CAP Move-CWIP	UZ	2000000217	9/30/2012	(231.05)
88107000	CAP Move-CWIP	UZ	2000000217	9/30/2012	13.18
88107000	CAP Move-CWIP	UZ	2000000217	9/30/2012	(9.73)
88107000	CAP Move-CWIP	UZ	2000000217	9/30/2012	(55.52)
88107000	CAP Move-CWIP	UZ	2000000218	9/30/2012	7.76
88107000	CAP Move-CWIP	UN	2000000239	9/30/2012	(99.11)
88107000	CAP Move-CWIP	UZ	2000000218	9/30/2012	(30.75)
88107000	CAP Move-CWIP	UN	2000000239	9/30/2012	30.75
88107000	CAP Move-CWIP	UZ	2000000217	9/30/2012	20.88
88107000	CAP Move-CWIP	UZ	2000000217	9/30/2012	289.09

## Kentucky American Water Company

Case No. 2012-00520

Response to PSC DR1, Item 31

Account	Description	Doc Type	Document Number	Posting Date	Amount
88107000	CAP Move-CWIP	UZ	2000000217	9/30/2012	14.76
88107000	CAP Move-CWIP	UZ	2000000217	9/30/2012	4.72
88107000	CAP Move-CWIP	UZ	2000000217	9/30/2012	(43.24)
88107000	CAP Move-CWIP	UZ	2000000218	9/30/2012	22.68
88107000	CAP Move-CWIP	UZ	2000000221	9/30/2012	4.34
88107000	CAP Move-CWIP	UZ	2000000221	9/30/2012	3.12
88107000	CAP Move-CWIP	UZ	2000000228	9/30/2012	16.99
88107000	CAP Move-CWIP	UZ	2000000229	9/30/2012	0.61
88107000	CAP Move-CWIP	UZ	2000000229	9/30/2012	20.13
88107000	CAP Move-CWIP	UZ	2000000229	9/30/2012	35.74
88107000	CAP Move-CWIP	UZ	2000000229	9/30/2012	4.42
88107000	CAP Move-CWIP	UZ	2000000229	9/30/2012	(15.31)
88107000	CAP Move-CWIP	UZ	2000000231	9/30/2012	(11.00)
88107000	CAP Move-CWIP	UZ	2000000231	9/30/2012	8.47
88107000	CAP Move-CWIP	UZ	2000000231	9/30/2012	0.50
88107000	CAP Move-CWIP	UZ	2000000231	9/30/2012	(0.01)
88107000	CAP Move-CWIP	UZ	2000000231	9/30/2012	3.45
88107000	CAP Move-CWIP	UZ	2000000231	9/30/2012	48.79
88107000	CAP Move-CWIP	UZ	2000000231	9/30/2012	86.96
88107000	CAP Move-CWIP	UN	2000000239	9/30/2012	(516.09)
88107000	CAP Move-CWIP	UZ	2000000218	9/30/2012	(45.85)
88107000	CAP Move-CWIP	UN	2000000239	9/30/2012	45.85
88107000	CAP Move-CWIP	UZ	2000000217	9/30/2012	14.59
88107000	CAP Move-CWIP	UZ	2000000217	9/30/2012	328.00
88107000	CAP Move-CWIP	UZ	2000000217	9/30/2012	(13.94)
88107000	CAP Move-CWIP	UZ	2000000217	9/30/2012	386.00
88107000	CAP Move-CWIP	UZ	2000000218	9/30/2012	(3.91)
88107000	CAP Move-CWIP	UZ	2000000218	9/30/2012	(39.21)
88107000	CAP Move-CWIP	UZ	2000000218	9/30/2012	(370.81)
88107000	CAP Move-CWIP	UZ	2000000218	9/30/2012	(9.34)
88107000	CAP Move-CWIP	UZ	2000000220	9/30/2012	6.26
88107000	CAP Move-CWIP	UZ	2000000220	9/30/2012	42.04
88107000	CAP Move-CWIP	UZ	2000000221	9/30/2012	2.90
88107000	CAP Move-CWIP	UZ	2000000228	9/30/2012	13.43
88107000	CAP Move-CWIP	UZ	2000000228	9/30/2012	2.30
88107000	CAP Move-CWIP	UZ	2000000229	9/30/2012	57.96
88107000	CAP Move-CWIP	UZ	2000000229	9/30/2012	11.33
88107000	CAP Move-CWIP	UZ	2000000229	9/30/2012	23.84
88107000	CAP Move-CWIP	UZ	2000000229	9/30/2012	2.95
88107000	CAP Move-CWIP	UZ	2000000231	9/30/2012	0.34
88107000	CAP Move-CWIP	UZ	2000000231	9/30/2012	(10.21)
88107000	CAP Move-CWIP	UZ	2000000231	9/30/2012	(7.33)
88107000	CAP Move-CWIP	UZ	2000000231	9/30/2012	2.08
88107000	CAP Move-CWIP	UZ	2000000231	9/30/2012	5.65
88107000	CAP Move-CWIP	UZ	2000000231	9/30/2012	0.39
88107000	CAP Move-CWIP	UZ	2000000231	9/30/2012	32.52
88107000	CAP Move-CWIP	UN	2000000239	9/30/2012	(477.83)
88107000	CAP Move-CWIP	UZ	2000000217	9/30/2012	28.56
88107000	CAP Move-CWIP	UZ	2000000217	9/30/2012	429.21
88107000	CAP Move-CWIP	UZ	2000000217	9/30/2012	29.06
88107000	CAP Move-CWIP	UZ	2000000218	9/30/2012	56.85
88107000	CAP Move-CWIP	UZ	2000000218	9/30/2012	(27.50)
88107000	CAP Move-CWIP	UZ	2000000218	9/30/2012	(3.01)

## Kentucky American Water Company

Case No. 2012-00520

Response to PSC DR1, Item 31

Account	Description	Doc Type	Document Number	Posting Date	Amount
88107000	CAP Move-CWIP	UZ	2000000218	9/30/2012	228.82
88107000	CAP Move-CWIP	UZ	2000000218	9/30/2012	(2.04)
88107000	CAP Move-CWIP	UZ	2000000218	9/30/2012	(161.01)
88107000	CAP Move-CWIP	UZ	2000000219	9/30/2012	175.53
88107000	CAP Move-CWIP	UZ	2000000220	9/30/2012	1,981.02
88107000	CAP Move-CWIP	UZ	2000000220	9/30/2012	(2.10)
88107000	CAP Move-CWIP	UZ	2000000221	9/30/2012	5.90
88107000	CAP Move-CWIP	UZ	2000000221	9/30/2012	4.15
88107000	CAP Move-CWIP	UZ	2000000221	9/30/2012	0.67
88107000	CAP Move-CWIP	UZ	2000000221	9/30/2012	47.67
88107000	CAP Move-CWIP	UZ	2000000229	9/30/2012	4.60
88107000	CAP Move-CWIP	UZ	2000000229	9/30/2012	(20.41)
88107000	CAP Move-CWIP	UZ	2000000229	9/30/2012	(0.01)
88107000	CAP Move-CWIP	UZ	2000000229	9/30/2012	115.93
88107000	CAP Move-CWIP	UZ	2000000229	9/30/2012	5.80
88107000	CAP Move-CWIP	UZ	2000000229	9/30/2012	22.65
88107000	CAP Move-CWIP	UZ	2000000231	9/30/2012	26.85
88107000	CAP Move-CWIP	UZ	2000000231	9/30/2012	65.04
88107000	CAP Move-CWIP	UZ	2000000231	9/30/2012	0.82
88107000	CAP Move-CWIP	UZ	2000000231	9/30/2012	11.29
88107000	CAP Move-CWIP	UZ	2000000231	9/30/2012	(14.66)
88107000	CAP Move-CWIP	UZ	2000000218	9/30/2012	2.51
88107000	CAP Move-CWIP	UN	2000000239	9/30/2012	(2.51)
88107000	CAP Move-CWIP	UZ	2000000217	9/30/2012	(2.81)
88107000	CAP Move-CWIP	UZ	2000000217	9/30/2012	(2.05)
88107000	CAP Move-CWIP	UZ	2000000217	9/30/2012	(0.23)
88107000	CAP Move-CWIP	UZ	2000000217	9/30/2012	(0.30)
88107000	CAP Move-CWIP	UZ	2000000217	9/30/2012	(0.19)
88107000	CAP Move-CWIP	UZ	2000000218	9/30/2012	29.67
88107000	CAP Move-CWIP	UZ	2000000218	9/30/2012	38.68
88107000	CAP Move-CWIP	UZ	2000000217	9/30/2012	116.52
88107000	CAP Move-CWIP	UZ	2000000217	9/30/2012	61.67
88107000	CAP Move-CWIP	UZ	2000000217	9/30/2012	(3,468.64)
88107000	CAP Move-CWIP	UZ	2000000218	9/30/2012	(97.94)
88107000	CAP Move-CWIP	UZ	2000000218	9/30/2012	80.40
88107000	CAP Move-CWIP	UZ	2000000218	9/30/2012	6.11
88107000	CAP Move-CWIP	UZ	2000000218	9/30/2012	9.68
88107000	CAP Move-CWIP	UZ	2000000218	9/30/2012	1.83
88107000	CAP Move-CWIP	UZ	2000000221	9/30/2012	1.47
88107000	CAP Move-CWIP	UZ	2000000229	9/30/2012	2.83
88107000	CAP Move-CWIP	UZ	2000000229	9/30/2012	16.25
88107000	CAP Move-CWIP	UZ	2000000229	9/30/2012	6.70
88107000	CAP Move-CWIP	UZ	2000000229	9/30/2012	(5.10)
88107000	CAP Move-CWIP	UZ	2000000229	9/30/2012	1.15
88107000	CAP Move-CWIP	UZ	2000000229	9/30/2012	0.17
88107000	CAP Move-CWIP	UZ	2000000229	9/30/2012	1.44
88107000	CAP Move-CWIP	UZ	2000000229	9/30/2012	5.67
88107000	CAP Move-CWIP	UZ	2000000230	9/30/2012	1.04
88107000	CAP Move-CWIP	UZ	2000000231	9/30/2012	11.92
88107000	CAP Move-CWIP	UZ	2000000231	9/30/2012	0.21
88107000	CAP Move-CWIP	UZ	2000000231	9/30/2012	(3.67)
88107000	CAP Move-CWIP	UZ	2000000232	9/30/2012	28.99
88107000	CAP Move-CWIP	UZ	2000000217	9/30/2012	6.12

## Kentucky American Water Company

Case No. 2012-00520

Response to PSC DR1, Item 31

Account	Description	Doc Type	Document Number	Posting Date	Amount
88107000	CAP Move-CWIP	UZ	2000000217	9/30/2012	87.68
88107000	CAP Move-CWIP	UZ	2000000217	9/30/2012	9.68
88107000	CAP Move-CWIP	UZ	2000000217	9/30/2012	1.83
88107000	CAP Move-CWIP	UZ	2000000218	9/30/2012	4,813.68
88107000	CAP Move-CWIP	UZ	2000000218	9/30/2012	116.52
88107000	CAP Move-CWIP	UZ	2000000218	9/30/2012	(131.49)
88107000	CAP Move-CWIP	UZ	2000000219	9/30/2012	67.26
88107000	CAP Move-CWIP	UZ	2000000221	9/30/2012	1.15
88107000	CAP Move-CWIP	UZ	2000000221	9/30/2012	5.67
88107000	CAP Move-CWIP	UZ	2000000229	9/30/2012	(5.10)
88107000	CAP Move-CWIP	UZ	2000000229	9/30/2012	1.04
88107000	CAP Move-CWIP	UZ	2000000229	9/30/2012	0.21
88107000	CAP Move-CWIP	UZ	2000000229	9/30/2012	(3.67)
88107000	CAP Move-CWIP	UZ	2000000229	9/30/2012	0.17
88107000	CAP Move-CWIP	UZ	2000000231	9/30/2012	6.70
88107000	CAP Move-CWIP	UZ	2000000231	9/30/2012	2.83
88107000	CAP Move-CWIP	UZ	2000000231	9/30/2012	1.47
88107000	CAP Move-CWIP	UZ	2000000231	9/30/2012	16.25
88107000	CAP Move-CWIP	UZ	2000000231	9/30/2012	1.44
88107000	CAP Move-CWIP	UZ	2000000231	9/30/2012	11.92
88107000	CAP Move-CWIP	UZ	2000000231	9/30/2012	28.99
88107000	CAP Move-CWIP	UZ	2000000217	9/30/2012	259.85
88107000	CAP Move-CWIP	UZ	2000000217	9/30/2012	1.05
88107000	CAP Move-CWIP	UZ	2000000218	9/30/2012	1,193.23
88107000	CAP Move-CWIP	UZ	2000000218	9/30/2012	(328.14)
88107000	CAP Move-CWIP	UZ	2000000218	9/30/2012	134.33
88107000	CAP Move-CWIP	UZ	2000000218	9/30/2012	1,424.52
88107000	CAP Move-CWIP	UZ	2000000218	9/30/2012	12.48
88107000	CAP Move-CWIP	UZ	2000000218	9/30/2012	199.33
88107000	CAP Move-CWIP	UZ	2000000220	9/30/2012	8.37
88107000	CAP Move-CWIP	UZ	2000000221	9/30/2012	1.04
88107000	CAP Move-CWIP	UZ	2000000221	9/30/2012	1.44
88107000	CAP Move-CWIP	UZ	2000000221	9/30/2012	5.67
88107000	CAP Move-CWIP	UZ	2000000221	9/30/2012	6.70
88107000	CAP Move-CWIP	UZ	2000000229	9/30/2012	28.99
88107000	CAP Move-CWIP	UZ	2000000229	9/30/2012	0.17
88107000	CAP Move-CWIP	UZ	2000000229	9/30/2012	1.15
88107000	CAP Move-CWIP	UZ	2000000229	9/30/2012	2.83
88107000	CAP Move-CWIP	UZ	2000000229	9/30/2012	1.47
88107000	CAP Move-CWIP	UZ	2000000229	9/30/2012	(3.67)
88107000	CAP Move-CWIP	UZ	2000000231	9/30/2012	(5.10)
88107000	CAP Move-CWIP	UZ	2000000231	9/30/2012	0.21
88107000	CAP Move-CWIP	UZ	2000000231	9/30/2012	11.92
88107000	CAP Move-CWIP	UZ	2000000231	9/30/2012	16.25
88107000	CAP Move-CWIP	UZ	2000000217	9/30/2012	155.53
88107000	CAP Move-CWIP	UZ	2000000217	9/30/2012	70.73
88107000	CAP Move-CWIP	UZ	2000000218	9/30/2012	17.18
88107000	CAP Move-CWIP	UZ	2000000218	9/30/2012	327.22
88107000	CAP Move-CWIP	UZ	2000000218	9/30/2012	202.75
88107000	CAP Move-CWIP	UZ	2000000218	9/30/2012	24.39
88107000	CAP Move-CWIP	UZ	2000000218	9/30/2012	1,978.96
88107000	CAP Move-CWIP	UZ	2000000218	9/30/2012	(270.25)
88107000	CAP Move-CWIP	UZ	2000000221	9/30/2012	4.15

## Kentucky American Water Company

Case No. 2012-00520

Response to PSC DR1, Item 31

Account	Description	Doc Type	Document Number	Posting Date	Amount
88107000	CAP Move-CWIP	UZ	2000000221	9/30/2012	(0.01)
88107000	CAP Move-CWIP	UZ	2000000221	9/30/2012	5.90
88107000	CAP Move-CWIP	UZ	2000000221	9/30/2012	47.67
88107000	CAP Move-CWIP	UZ	2000000221	9/30/2012	4.60
88107000	CAP Move-CWIP	UZ	2000000229	9/30/2012	115.93
88107000	CAP Move-CWIP	UZ	2000000229	9/30/2012	0.67
88107000	CAP Move-CWIP	UZ	2000000231	9/30/2012	65.04
88107000	CAP Move-CWIP	UZ	2000000231	9/30/2012	22.65
88107000	CAP Move-CWIP	UZ	2000000231	9/30/2012	5.80
88107000	CAP Move-CWIP	UZ	2000000231	9/30/2012	(14.66)
88107000	CAP Move-CWIP	UZ	2000000231	9/30/2012	0.82
88107000	CAP Move-CWIP	UZ	2000000231	9/30/2012	(20.41)
88107000	CAP Move-CWIP	UZ	2000000231	9/30/2012	11.29
88107000	CAP Move-CWIP	UZ	2000000232	9/30/2012	26.85
88107000	CAP Move-CWIP	UZ	2000000217	9/30/2012	707.99
88107000	CAP Move-CWIP	UZ	2000000217	9/30/2012	95.91
88107000	CAP Move-CWIP	UZ	2000000217	9/30/2012	9.78
88107000	CAP Move-CWIP	UZ	2000000218	9/30/2012	(95.06)
88107000	CAP Move-CWIP	UZ	2000000218	9/30/2012	73.58
88107000	CAP Move-CWIP	UZ	2000000218	9/30/2012	41.43
88107000	CAP Move-CWIP	UZ	2000000218	9/30/2012	70.20
88107000	CAP Move-CWIP	UZ	2000000221	9/30/2012	(35.81)
88107000	CAP Move-CWIP	UZ	2000000221	9/30/2012	1.48
88107000	CAP Move-CWIP	UZ	2000000221	9/30/2012	(25.66)
88107000	CAP Move-CWIP	UZ	2000000228	9/30/2012	7.38
88107000	CAP Move-CWIP	UZ	2000000229	9/30/2012	202.93
88107000	CAP Move-CWIP	UZ	2000000229	9/30/2012	19.85
88107000	CAP Move-CWIP	UZ	2000000229	9/30/2012	1.44
88107000	CAP Move-CWIP	UZ	2000000229	9/30/2012	114.71
88107000	CAP Move-CWIP	UZ	2000000229	9/30/2012	(0.02)
88107000	CAP Move-CWIP	UZ	2000000229	9/30/2012	84.18
88107000	CAP Move-CWIP	UZ	2000000229	9/30/2012	10.38
88107000	CAP Move-CWIP	UZ	2000000231	9/30/2012	54.34
88107000	CAP Move-CWIP	UZ	2000000231	9/30/2012	28.10
88107000	CAP Move-CWIP	UZ	2000000231	9/30/2012	10.31
88107000	CAP Move-CWIP	UZ	2000000231	9/30/2012	39.88
88107000	CAP Move-CWIP	UZ	2000000218	9/30/2012	0.21
88107000	CAP Move-CWIP	UZ	2000000218	9/30/2012	0.16
88107000	CAP Move-CWIP	UZ	2000000217	9/30/2012	112.63
88107000	CAP Move-CWIP	UZ	2000000217	9/30/2012	43.87
88107000	CAP Move-CWIP	UZ	2000000218	9/30/2012	(158.00)
88107000	CAP Move-CWIP	UZ	2000000218	9/30/2012	94.11
88107000	CAP Move-CWIP	UZ	2000000218	9/30/2012	86.40
88107000	CAP Move-CWIP	UZ	2000000218	9/30/2012	722.02
88107000	CAP Move-CWIP	UZ	2000000218	9/30/2012	40.75
88107000	CAP Move-CWIP	UZ	2000000218	9/30/2012	673.01
88107000	CAP Move-CWIP	UZ	2000000221	9/30/2012	39.64
88107000	CAP Move-CWIP	UZ	2000000221	9/30/2012	10.14
88107000	CAP Move-CWIP	UZ	2000000221	9/30/2012	10.32
88107000	CAP Move-CWIP	UZ	2000000229	9/30/2012	1.18
88107000	CAP Move-CWIP	UZ	2000000229	9/30/2012	46.98
88107000	CAP Move-CWIP	UZ	2000000229	9/30/2012	19.79
88107000	CAP Move-CWIP	UZ	2000000229	9/30/2012	(35.72)

## Kentucky American Water Company

Case No. 2012-00520

Response to PSC DR1, Item 31

Account	Description	Doc Type	Document Number	Posting Date	Amount
88107000	CAP Move-CWIP	UZ	2000000231	9/30/2012	8.05
88107000	CAP Move-CWIP	UZ	2000000231	9/30/2012	7.27
88107000	CAP Move-CWIP	UZ	2000000231	9/30/2012	(0.02)
88107000	CAP Move-CWIP	UZ	2000000231	9/30/2012	113.82
88107000	CAP Move-CWIP	UZ	2000000231	9/30/2012	202.88
88107000	CAP Move-CWIP	UZ	2000000231	9/30/2012	1.43
88107000	CAP Move-CWIP	UZ	2000000231	9/30/2012	(25.66)
88107000	CAP Move-CWIP	UZ	2000000231	9/30/2012	83.43
88107000	CAP Move-CWIP	UZ	2000000217	9/30/2012	0.21
88107000	CAP Move-CWIP	UZ	2000000218	9/30/2012	0.16
88107000	CAP Move-CWIP	UZ	2000000217	9/30/2012	23.60
88107000	CAP Move-CWIP	UZ	2000000217	9/30/2012	8.51
88107000	CAP Move-CWIP	UZ	2000000218	9/30/2012	(398.04)
88107000	CAP Move-CWIP	UZ	2000000218	9/30/2012	127.71
88107000	CAP Move-CWIP	UZ	2000000218	9/30/2012	20.04
88107000	CAP Move-CWIP	UZ	2000000218	9/30/2012	470.00
88107000	CAP Move-CWIP	UZ	2000000218	9/30/2012	316.62
88107000	CAP Move-CWIP	UZ	2000000220	9/30/2012	166.48
88107000	CAP Move-CWIP	UZ	2000000220	9/30/2012	1,661.24
88107000	CAP Move-CWIP	UZ	2000000221	9/30/2012	20.13
88107000	CAP Move-CWIP	UZ	2000000221	9/30/2012	35.74
88107000	CAP Move-CWIP	UZ	2000000221	9/30/2012	4.34
88107000	CAP Move-CWIP	UZ	2000000221	9/30/2012	3.45
88107000	CAP Move-CWIP	UZ	2000000229	9/30/2012	3.12
88107000	CAP Move-CWIP	UZ	2000000229	9/30/2012	16.99
88107000	CAP Move-CWIP	UZ	2000000229	9/30/2012	(0.01)
88107000	CAP Move-CWIP	UZ	2000000229	9/30/2012	8.47
88107000	CAP Move-CWIP	UZ	2000000229	9/30/2012	48.79
88107000	CAP Move-CWIP	UZ	2000000229	9/30/2012	86.96
88107000	CAP Move-CWIP	UZ	2000000231	9/30/2012	0.61
88107000	CAP Move-CWIP	UZ	2000000231	9/30/2012	(11.00)
88107000	CAP Move-CWIP	UZ	2000000231	9/30/2012	(15.31)
88107000	CAP Move-CWIP	UZ	2000000231	9/30/2012	0.50
88107000	CAP Move-CWIP	UZ	2000000231	9/30/2012	4.42
88107000	CAP Move-CWIP	UZ	2000000217	9/30/2012	0.02
88107000	CAP Move-CWIP	UZ	2000000218	9/30/2012	0.03
88107000	CAP Move-CWIP	UZ	2000000217	9/30/2012	19.07
88107000	CAP Move-CWIP	UZ	2000000218	9/30/2012	0.05
88107000	CAP Move-CWIP	UZ	2000000218	9/30/2012	(0.99)
88107000	CAP Move-CWIP	UZ	2000000218	9/30/2012	(0.82)
88107000	CAP Move-CWIP	UZ	2000000218	9/30/2012	(14.18)
88107000	CAP Move-CWIP	UZ	2000000218	9/30/2012	22.78
88107000	CAP Move-CWIP	UZ	2000000218	9/30/2012	53.81
88107000	CAP Move-CWIP	UZ	2000000218	9/30/2012	(97.71)
88107000	CAP Move-CWIP	UZ	2000000218	9/30/2012	2,215.02
88107000	CAP Move-CWIP	UZ	2000000218	9/30/2012	302.45
88107000	CAP Move-CWIP	UZ	2000000220	9/30/2012	70.14
88107000	CAP Move-CWIP	UZ	2000000220	9/30/2012	(1.18)
88107000	CAP Move-CWIP	UZ	2000000220	9/30/2012	468.82
88107000	CAP Move-CWIP	UZ	2000000221	9/30/2012	4.42
88107000	CAP Move-CWIP	UZ	2000000221	9/30/2012	48.79
88107000	CAP Move-CWIP	UZ	2000000228	9/30/2012	8.47
88107000	CAP Move-CWIP	UZ	2000000229	9/30/2012	0.61



## Kentucky American Water Company

Case No. 2012-00520

Response to PSC DR1, Item 31

Account	Description	Doc Type	Document Number	Posting Date	Amount
88107000	CAP Move-CWIP	UZ	2000000229	9/30/2012	4.34
88107000	CAP Move-CWIP	UZ	2000000229	9/30/2012	3.45
88107000	CAP Move-CWIP	UZ	2000000229	9/30/2012	20.13
88107000	CAP Move-CWIP	UZ	2000000229	9/30/2012	0.50
88107000	CAP Move-CWIP	UZ	2000000229	9/30/2012	3.12
88107000	CAP Move-CWIP	UZ	2000000231	9/30/2012	(15.31)
88107000	CAP Move-CWIP	UZ	2000000231	9/30/2012	16.99
88107000	CAP Move-CWIP	UZ	2000000231	9/30/2012	(0.01)
88107000	CAP Move-CWIP	UZ	2000000231	9/30/2012	35.74
88107000	CAP Move-CWIP	UZ	2000000231	9/30/2012	86.96
88107000	CAP Move-CWIP	UZ	2000000231	9/30/2012	(11.00)
88107000	CAP Move-CWIP	UZ	2000000217	9/30/2012	0.10
88107000	CAP Move-CWIP	UZ	2000000218	9/30/2012	0.08
88107000	CAP Move-CWIP	UZ	2000000217	9/30/2012	76.66
88107000	CAP Move-CWIP	UZ	2000000217	9/30/2012	20.03
88107000	CAP Move-CWIP	UZ	2000000217	9/30/2012	11.30
88107000	CAP Move-CWIP	UZ	2000000217	9/30/2012	(95.33)
88107000	CAP Move-CWIP	UZ	2000000218	9/30/2012	58.81
88107000	CAP Move-CWIP	UZ	2000000218	9/30/2012	20.73
88107000	CAP Move-CWIP	UZ	2000000218	9/30/2012	356.33
88107000	CAP Move-CWIP	UZ	2000000218	9/30/2012	649.72
88107000	CAP Move-CWIP	UZ	2000000221	9/30/2012	65.04
88107000	CAP Move-CWIP	UZ	2000000221	9/30/2012	0.67
88107000	CAP Move-CWIP	UZ	2000000221	9/30/2012	(0.01)
88107000	CAP Move-CWIP	UZ	2000000221	9/30/2012	(14.66)
88107000	CAP Move-CWIP	UZ	2000000221	9/30/2012	47.67
88107000	CAP Move-CWIP	UZ	2000000229	9/30/2012	26.85
88107000	CAP Move-CWIP	UZ	2000000229	9/30/2012	0.82
88107000	CAP Move-CWIP	UZ	2000000229	9/30/2012	5.90
88107000	CAP Move-CWIP	UZ	2000000229	9/30/2012	(20.41)
88107000	CAP Move-CWIP	UZ	2000000231	9/30/2012	22.65
88107000	CAP Move-CWIP	UZ	2000000231	9/30/2012	4.15
88107000	CAP Move-CWIP	UZ	2000000231	9/30/2012	11.29
88107000	CAP Move-CWIP	UZ	2000000231	9/30/2012	5.80
88107000	CAP Move-CWIP	UZ	2000000231	9/30/2012	4.60
88107000	CAP Move-CWIP	UZ	2000000231	9/30/2012	115.93
88107000	CAP Move-CWIP	UZ	2000000217	9/30/2012	0.39
88107000	CAP Move-CWIP	UZ	2000000220	9/30/2012	0.51
88107000	CAP Move-CWIP	UZ	2000000217	9/30/2012	356.33
88107000	CAP Move-CWIP	UZ	2000000217	9/30/2012	20.73
88107000	CAP Move-CWIP	UZ	2000000218	9/30/2012	649.72
88107000	CAP Move-CWIP	UZ	2000000218	9/30/2012	20.03
88107000	CAP Move-CWIP	UZ	2000000218	9/30/2012	70.59
88107000	CAP Move-CWIP	UZ	2000000218	9/30/2012	11.30
88107000	CAP Move-CWIP	UZ	2000000218	9/30/2012	54.15
88107000	CAP Move-CWIP	UZ	2000000218	9/30/2012	(82.14)
88107000	CAP Move-CWIP	UZ	2000000221	9/30/2012	47.67
88107000	CAP Move-CWIP	UZ	2000000221	9/30/2012	0.67
88107000	CAP Move-CWIP	UZ	2000000229	9/30/2012	26.85
88107000	CAP Move-CWIP	UZ	2000000229	9/30/2012	(20.41)
88107000	CAP Move-CWIP	UZ	2000000229	9/30/2012	0.82
88107000	CAP Move-CWIP	UZ	2000000229	9/30/2012	5.80
88107000	CAP Move-CWIP	UZ	2000000231	9/30/2012	(0.01)

## Kentucky American Water Company

Case No. 2012-00520

Response to PSC DR1, Item 31

Account	Description	Doc Type	Document Number	Posting Date	Amount
88107000	CAP Move-CWIP	UZ	2000000231	9/30/2012	(14.66)
88107000	CAP Move-CWIP	UZ	2000000231	9/30/2012	22.65
88107000	CAP Move-CWIP	UZ	2000000231	9/30/2012	4.60
88107000	CAP Move-CWIP	UZ	2000000231	9/30/2012	115.93
88107000	CAP Move-CWIP	UZ	2000000231	9/30/2012	65.04
88107000	CAP Move-CWIP	UZ	2000000231	9/30/2012	4.15
88107000	CAP Move-CWIP	UZ	2000000231	9/30/2012	11.29
88107000	CAP Move-CWIP	UZ	2000000231	9/30/2012	5.90
88107000	CAP Move-CWIP	UZ	2000000217	9/30/2012	0.59
88107000	CAP Move-CWIP	UZ	2000000220	9/30/2012	0.46
88107000	CAP Move-CWIP	UZ	2000000217	9/30/2012	(11.40)
88107000	CAP Move-CWIP	UZ	2000000217	9/30/2012	11,719.79
88107000	CAP Move-CWIP	UZ	2000000217	9/30/2012	(552.87)
88107000	CAP Move-CWIP	UZ	2000000217	9/30/2012	492.86
88107000	CAP Move-CWIP	UZ	2000000217	9/30/2012	(1.43)
88107000	CAP Move-CWIP	UZ	2000000218	9/30/2012	(1.35)
88107000	CAP Move-CWIP	UZ	2000000218	9/30/2012	14.96
88107000	CAP Move-CWIP	UZ	2000000218	9/30/2012	25.09
88107000	CAP Move-CWIP	UZ	2000000218	9/30/2012	(0.96)
88107000	CAP Move-CWIP	UZ	2000000218	9/30/2012	585.16
88107000	CAP Move-CWIP	UZ	2000000220	9/30/2012	31.97
88107000	CAP Move-CWIP	UZ	2000000220	9/30/2012	501.41
88107000	CAP Move-CWIP	UZ	2000000220	9/30/2012	378.08
88107000	CAP Move-CWIP	UZ	2000000221	9/30/2012	(25.51)
88107000	CAP Move-CWIP	UZ	2000000229	9/30/2012	7.24
88107000	CAP Move-CWIP	UZ	2000000229	9/30/2012	7.37
88107000	CAP Move-CWIP	UZ	2000000229	9/30/2012	(18.33)
88107000	CAP Move-CWIP	UZ	2000000229	9/30/2012	1.02
88107000	CAP Move-CWIP	UZ	2000000229	9/30/2012	14.13
88107000	CAP Move-CWIP	UZ	2000000229	9/30/2012	33.56
88107000	CAP Move-CWIP	UZ	2000000231	9/30/2012	59.60
88107000	CAP Move-CWIP	UZ	2000000231	9/30/2012	5.19
88107000	CAP Move-CWIP	UZ	2000000231	9/30/2012	0.84
88107000	CAP Move-CWIP	UZ	2000000231	9/30/2012	144.91
88107000	CAP Move-CWIP	UZ	2000000231	9/30/2012	81.31
88107000	CAP Move-CWIP	UZ	2000000231	9/30/2012	5.75
88107000	CAP Move-CWIP	UZ	2000000231	9/30/2012	28.31
88107000	CAP Move-CWIP	UZ	2000000231	9/30/2012	(0.01)
88107000	CAP Move-CWIP	UZ	2000000217	9/30/2012	(1.89)
88107000	CAP Move-CWIP	UZ	2000000217	9/30/2012	(367.51)
88107000	CAP Move-CWIP	UZ	2000000217	9/30/2012	576.82
88107000	CAP Move-CWIP	UZ	2000000217	9/30/2012	31.44
88107000	CAP Move-CWIP	UZ	2000000217	9/30/2012	(17.42)
88107000	CAP Move-CWIP	UZ	2000000217	9/30/2012	14.36
88107000	CAP Move-CWIP	UZ	2000000217	9/30/2012	489.54
88107000	CAP Move-CWIP	UZ	2000000217	9/30/2012	(1.15)
88107000	CAP Move-CWIP	UZ	2000000218	9/30/2012	236.57
88107000	CAP Move-CWIP	UZ	2000000218	9/30/2012	(1.61)
88107000	CAP Move-CWIP	UZ	2000000218	9/30/2012	11,027.95
88107000	CAP Move-CWIP	UZ	2000000220	9/30/2012	308.39
88107000	CAP Move-CWIP	UZ	2000000220	9/30/2012	24.61
88107000	CAP Move-CWIP	UZ	2000000221	9/30/2012	81.31
88107000	CAP Move-CWIP	UZ	2000000229	9/30/2012	(18.33)

## Kentucky American Water Company

Case No. 2012-00520

Response to PSC DR1, Item 31

Account	Description	Doc Type	Document Number	Posting Date	Amount
88107000	CAP Move-CWIP	UZ	2000000229	9/30/2012	7.37
88107000	CAP Move-CWIP	UZ	2000000229	9/30/2012	5.19
88107000	CAP Move-CWIP	UZ	2000000229	9/30/2012	33.56
88107000	CAP Move-CWIP	UZ	2000000229	9/30/2012	28.31
88107000	CAP Move-CWIP	UZ	2000000231	9/30/2012	14.13
88107000	CAP Move-CWIP	UZ	2000000231	9/30/2012	59.60
88107000	CAP Move-CWIP	UZ	2000000231	9/30/2012	7.24
88107000	CAP Move-CWIP	UZ	2000000231	9/30/2012	144.91
88107000	CAP Move-CWIP	UZ	2000000231	9/30/2012	(0.01)
88107000	CAP Move-CWIP	UZ	2000000231	9/30/2012	0.84
88107000	CAP Move-CWIP	UZ	2000000231	9/30/2012	1.02
88107000	CAP Move-CWIP	UZ	2000000231	9/30/2012	5.75
88107000	CAP Move-CWIP	UZ	2000000231	9/30/2012	(25.51)
88107000	CAP Move-CWIP	UZ	2000000217	9/30/2012	0.03
88107000	CAP Move-CWIP	UZ	2000000217	9/30/2012	45.91
88107000	CAP Move-CWIP	UZ	2000000218	9/30/2012	35.22
88107000	CAP Move-CWIP	UZ	2000000217	9/30/2012	35.22
88107000	CAP Move-CWIP	UZ	2000000218	9/30/2012	45.91
88107000	CAP Move-CWIP	UZ	2000000217	9/30/2012	(0.03)
88107000	CAP Move-CWIP	UZ	2000000217	9/30/2012	0.01
88107000	CAP Move-CWIP	UZ	2000000217	9/30/2012	3,904.33
88107000	CAP Move-CWIP	UZ	2000000217	9/30/2012	8,333.01
88107000	CAP Move-CWIP	UZ	2000000217	9/30/2012	312.73
88107000	CAP Move-CWIP	UZ	2000000217	9/30/2012	8,047.83
88107000	CAP Move-CWIP	UZ	2000000217	9/30/2012	5,511.91
88107000	CAP Move-CWIP	UZ	2000000218	9/30/2012	973.86
88107000	CAP Move-CWIP	UZ	2000000218	9/30/2012	374.23
88107000	CAP Move-CWIP	UZ	2000000218	9/30/2012	407.67
88107000	CAP Move-CWIP	UZ	2000000221	9/30/2012	9.41
88107000	CAP Move-CWIP	UZ	2000000221	9/30/2012	(205.31)
88107000	CAP Move-CWIP	UZ	2000000221	9/30/2012	58.16
88107000	CAP Move-CWIP	UZ	2000000229	9/30/2012	64.40
88107000	CAP Move-CWIP	UZ	2000000229	9/30/2012	667.45
88107000	CAP Move-CWIP	UZ	2000000229	9/30/2012	(0.13)
88107000	CAP Move-CWIP	UZ	2000000229	9/30/2012	81.08
88107000	CAP Move-CWIP	UZ	2000000231	9/30/2012	317.16
88107000	CAP Move-CWIP	UZ	2000000231	9/30/2012	375.88
88107000	CAP Move-CWIP	UZ	2000000231	9/30/2012	11.41
88107000	CAP Move-CWIP	UZ	2000000231	9/30/2012	1,623.04
88107000	CAP Move-CWIP	UZ	2000000231	9/30/2012	910.60
88107000	CAP Move-CWIP	UZ	2000000231	9/30/2012	158.21
88107000	CAP Move-CWIP	UZ	2000000231	9/30/2012	(285.76)
88107000	CAP Move-CWIP	UZ	2000000231	9/30/2012	82.55
88107000	CAP Move-CWIP	UZ	2000000217	9/30/2012	0.15
88107000	CAP Move-CWIP	UZ	2000000218	9/30/2012	0.11
88107000	CAP Move-CWIP	UZ	2000000217	9/30/2012	(346.41)
88107000	CAP Move-CWIP	UZ	2000000217	9/30/2012	290.93
88107000	CAP Move-CWIP	UZ	2000000217	9/30/2012	349.57
88107000	CAP Move-CWIP	UZ	2000000218	9/30/2012	2,950.33
88107000	CAP Move-CWIP	UZ	2000000218	9/30/2012	8,036.23
88107000	CAP Move-CWIP	UZ	2000000218	9/30/2012	5,107.92
88107000	CAP Move-CWIP	UZ	2000000218	9/30/2012	268.16
88107000	CAP Move-CWIP	UZ	2000000218	9/30/2012	134.73

## Kentucky American Water Company

Case No. 2012-00520

Response to PSC DR1, Item 31

Account	Description	Doc Type	Document Number	Posting Date	Amount
88107000	CAP Move-CWIP	UZ	2000000218	9/30/2012	3,400.24
88107000	CAP Move-CWIP	UZ	2000000221	9/30/2012	36.80
88107000	CAP Move-CWIP	UZ	2000000229	9/30/2012	(0.07)
88107000	CAP Move-CWIP	UZ	2000000229	9/30/2012	90.40
88107000	CAP Move-CWIP	UZ	2000000229	9/30/2012	6.53
88107000	CAP Move-CWIP	UZ	2000000229	9/30/2012	(163.29)
88107000	CAP Move-CWIP	UZ	2000000229	9/30/2012	381.40
88107000	CAP Move-CWIP	UZ	2000000229	9/30/2012	214.80
88107000	CAP Move-CWIP	UZ	2000000229	9/30/2012	181.25
88107000	CAP Move-CWIP	UZ	2000000229	9/30/2012	927.46
88107000	CAP Move-CWIP	UZ	2000000229	9/30/2012	47.17
88107000	CAP Move-CWIP	UZ	2000000231	9/30/2012	5.37
88107000	CAP Move-CWIP	UZ	2000000231	9/30/2012	33.24
88107000	CAP Move-CWIP	UZ	2000000231	9/30/2012	520.34
88107000	CAP Move-CWIP	UZ	2000000231	9/30/2012	(117.32)
88107000	CAP Move-CWIP	UZ	2000000231	9/30/2012	46.32
88107000	CAP Move-CWIP	UZ	2000000217	9/30/2012	(71.21)
88107000	CAP Move-CWIP	UZ	2000000217	9/30/2012	18.18
88107000	CAP Move-CWIP	UZ	2000000217	9/30/2012	52.65
88107000	CAP Move-CWIP	UZ	2000000217	9/30/2012	68.63
88107000	CAP Move-CWIP	UZ	2000000218	9/30/2012	604.39
88107000	CAP Move-CWIP	UZ	2000000218	9/30/2012	31.09
88107000	CAP Move-CWIP	UZ	2000000218	9/30/2012	76.23
88107000	CAP Move-CWIP	UZ	2000000221	9/30/2012	6.23
88107000	CAP Move-CWIP	UZ	2000000221	9/30/2012	(22.00)
88107000	CAP Move-CWIP	UZ	2000000221	9/30/2012	6.90
88107000	CAP Move-CWIP	UZ	2000000221	9/30/2012	40.27
88107000	CAP Move-CWIP	UZ	2000000229	9/30/2012	173.90
88107000	CAP Move-CWIP	UZ	2000000229	9/30/2012	(0.01)
88107000	CAP Move-CWIP	UZ	2000000229	9/30/2012	(30.62)
88107000	CAP Move-CWIP	UZ	2000000229	9/30/2012	8.84
88107000	CAP Move-CWIP	UZ	2000000229	9/30/2012	97.56
88107000	CAP Move-CWIP	UZ	2000000229	9/30/2012	8.68
88107000	CAP Move-CWIP	UZ	2000000229	9/30/2012	1.21
88107000	CAP Move-CWIP	UZ	2000000231	9/30/2012	71.53
88107000	CAP Move-CWIP	UZ	2000000231	9/30/2012	33.97
88107000	CAP Move-CWIP	UZ	2000000231	9/30/2012	16.95
88107000	CAP Move-CWIP	UZ	2000000231	9/30/2012	1.01
88107000	CAP Move-CWIP	UZ	2000000218	9/30/2012	1,828.36
88107000	CAP Move-CWIP	UN	2000000239	9/30/2012	(1,828.36)
88107000	CAP Move-CWIP	UZ	2000000218	9/30/2012	1,828.36
88107000	CAP Move-CWIP	UN	2000000239	9/30/2012	(1,828.36)
88107000	CAP Move-CWIP	UZ	2000000218	9/30/2012	1,828.36
88107000	CAP Move-CWIP	UN	2000000239	9/30/2012	(1,828.36)
88107000	CAP Move-CWIP	UZ	2000000217	9/30/2012	4.14
88107000	CAP Move-CWIP	UZ	2000000218	9/30/2012	(2.60)
88107000	CAP Move-CWIP	UN	2000000239	9/30/2012	(1.54)
88107000	CAP Move-CWIP	UZ	2000000217	9/30/2012	4.14
88107000	CAP Move-CWIP	UZ	2000000218	9/30/2012	(4.99)
88107000	CAP Move-CWIP	UN	2000000239	9/30/2012	0.85
88107000	CAP Move-CWIP	UZ	2000000217	9/30/2012	4.14
88107000	CAP Move-CWIP	UZ	2000000218	9/30/2012	(5.24)
88107000	CAP Move-CWIP	UN	2000000239	9/30/2012	1.10

## Kentucky American Water Company

Case No. 2012-00520

Response to PSC DR1, Item 31

Account	Description	Doc Type	Document Number	Posting Date	Amount
88107000	CAP Move-CWIP	UZ	2000000218	9/30/2012	(0.64)
88107000	CAP Move-CWIP	UN	2000000239	9/30/2012	0.64
88107000	CAP Move-CWIP	UZ	2000000218	9/30/2012	(0.64)
88107000	CAP Move-CWIP	UN	2000000239	9/30/2012	0.64
88107000	CAP Move-CWIP	UZ	2000000218	9/30/2012	(0.64)
88107000	CAP Move-CWIP	UN	2000000239	9/30/2012	0.64
88107000	CAP Move-CWIP	UZ	2000000218	9/30/2012	16.79
88107000	CAP Move-CWIP	UN	2000000239	9/30/2012	(16.79)
88107000	CAP Move-CWIP	UZ	2000000217	9/30/2012	(21.79)
88107000	CAP Move-CWIP	UN	2000000239	9/30/2012	21.79
88107000	CAP Move-CWIP	UZ	2000000218	9/30/2012	(0.31)
88107000	CAP Move-CWIP	UN	2000000239	9/30/2012	0.31
88107000	CAP Move-CWIP	UZ	2000000217	9/30/2012	45.33
88107000	CAP Move-CWIP	UZ	2000000217	9/30/2012	37.72
88107000	CAP Move-CWIP	UZ	2000000217	9/30/2012	(25.34)
88107000	CAP Move-CWIP	UZ	2000000217	9/30/2012	491.52
88107000	CAP Move-CWIP	UZ	2000000218	9/30/2012	(273.97)
88107000	CAP Move-CWIP	UZ	2000000218	9/30/2012	71.70
88107000	CAP Move-CWIP	UZ	2000000218	9/30/2012	(10.01)
88107000	CAP Move-CWIP	UZ	2000000220	9/30/2012	(40.08)
88107000	CAP Move-CWIP	UZ	2000000220	9/30/2012	(21.62)
88107000	CAP Move-CWIP	UZ	2000000221	9/30/2012	33.56
88107000	CAP Move-CWIP	UZ	2000000221	9/30/2012	0.84
88107000	CAP Move-CWIP	UZ	2000000221	9/30/2012	144.91
88107000	CAP Move-CWIP	UZ	2000000221	9/30/2012	14.13
88107000	CAP Move-CWIP	UZ	2000000229	9/30/2012	(25.51)
88107000	CAP Move-CWIP	UZ	2000000229	9/30/2012	28.31
88107000	CAP Move-CWIP	UZ	2000000229	9/30/2012	7.37
88107000	CAP Move-CWIP	UZ	2000000229	9/30/2012	1.02
88107000	CAP Move-CWIP	UZ	2000000231	9/30/2012	59.60
88107000	CAP Move-CWIP	UZ	2000000231	9/30/2012	7.24
88107000	CAP Move-CWIP	UZ	2000000231	9/30/2012	5.75
88107000	CAP Move-CWIP	UZ	2000000231	9/30/2012	(18.33)
88107000	CAP Move-CWIP	UZ	2000000231	9/30/2012	5.19
88107000	CAP Move-CWIP	UZ	2000000231	9/30/2012	(0.01)
88107000	CAP Move-CWIP	UZ	2000000231	9/30/2012	81.31
88107000	CAP Move-CWIP	UN	2000000239	9/30/2012	(620.63)
88107000	CAP Move-CWIP	UZ	2000000217	9/30/2012	(1.78)
88107000	CAP Move-CWIP	UN	2000000239	9/30/2012	1.78
88107000	CAP Move-CWIP	UZ	2000000217	9/30/2012	21.45
88107000	CAP Move-CWIP	UZ	2000000218	9/30/2012	16.45
88107000	CAP Move-CWIP	UZ	2000000218	9/30/2012	1,495.01
88107000	CAP Move-CWIP	UZ	2000000217	9/30/2012	3.24
88107000	CAP Move-CWIP	UZ	2000000217	9/30/2012	6.21
88107000	CAP Move-CWIP	UZ	2000000217	9/30/2012	(7.48)
88107000	CAP Move-CWIP	UZ	2000000218	9/30/2012	4.23
88107000	CAP Move-CWIP	UZ	2000000218	9/30/2012	1,828.36
88107000	CAP Move-CWIP	UZ	2000000217	9/30/2012	1,828.36
88107000	CAP Move-CWIP	UZ	2000000217	9/30/2012	(7.48)
88107000	CAP Move-CWIP	UZ	2000000218	9/30/2012	4.23
88107000	CAP Move-CWIP	UZ	2000000220	9/30/2012	3.24
88107000	CAP Move-CWIP	UZ	2000000220	9/30/2012	6.21
88107000	CAP Move-CWIP	UZ	2000000217	9/30/2012	1,825.47

## Kentucky American Water Company

Case No. 2012-00520

Response to PSC DR1, Item 31

Account	Description	Doc Type	Document Number	Posting Date	Amount
88107000	CAP Move-CWIP	UZ	2000000218	9/30/2012	16.45
88107000	CAP Move-CWIP	UZ	2000000218	9/30/2012	21.44
88107000	CAP Move-CWIP	UZ	2000000217	9/30/2012	36.04
88107000	CAP Move-CWIP	UZ	2000000218	9/30/2012	27.65
88107000	CAP Move-CWIP	UZ	2000000218	9/30/2012	27.65
88107000	CAP Move-CWIP	UZ	2000000218	9/30/2012	36.04
88107000	CAP Move-CWIP	UZ	2000000217	9/30/2012	247.03
88107000	CAP Move-CWIP	UZ	2000000218	9/30/2012	0.39
88107000	CAP Move-CWIP	UN	2000000239	9/30/2012	(247.42)
88107000	CAP Move-CWIP	UZ	2000000217	9/30/2012	247.03
88107000	CAP Move-CWIP	UZ	2000000217	9/30/2012	0.39
88107000	CAP Move-CWIP	UN	2000000239	9/30/2012	(247.42)
88107000	CAP Move-CWIP	UZ	2000000217	9/30/2012	247.03
88107000	CAP Move-CWIP	UZ	2000000217	9/30/2012	0.39
88107000	CAP Move-CWIP	UN	2000000239	9/30/2012	(247.42)
88107000	CAP Move-CWIP	UZ	2000000217	9/30/2012	13.19
88107000	CAP Move-CWIP	UZ	2000000217	9/30/2012	370.55
88107000	CAP Move-CWIP	UZ	2000000218	9/30/2012	0.59
88107000	CAP Move-CWIP	UZ	2000000220	9/30/2012	17.20
88107000	CAP Move-CWIP	UZ	2000000217	9/30/2012	0.59
88107000	CAP Move-CWIP	UZ	2000000217	9/30/2012	17.20
88107000	CAP Move-CWIP	UZ	2000000217	9/30/2012	370.55
88107000	CAP Move-CWIP	UZ	2000000220	9/30/2012	13.19
88107000	CAP Move-CWIP	UZ	2000000217	9/30/2012	3.49
88107000	CAP Move-CWIP	UZ	2000000218	9/30/2012	2.68
88107000	CAP Move-CWIP	UZ	2000000218	9/30/2012	(6.11)
88107000	CAP Move-CWIP	UZ	2000000220	9/30/2012	3.04
88107000	CAP Move-CWIP	UZ	2000000218	9/30/2012	0.01
88107000	CAP Move-CWIP	UZ	2000000220	9/30/2012	3,910.00
88107000	CAP Move-CWIP	UZ	2000000217	9/30/2012	20.69
88107000	CAP Move-CWIP	UZ	2000000220	9/30/2012	26.97
88107000	CAP Move-CWIP	UZ	2000000218	9/30/2012	20.69
88107000	CAP Move-CWIP	UZ	2000000218	9/30/2012	26.97
88107000	CAP Move-CWIP	UZ	2000000217	9/30/2012	319.25
88107000	CAP Move-CWIP	UZ	2000000217	9/30/2012	(7.84)
88107000	CAP Move-CWIP	UZ	2000000217	9/30/2012	11.56
88107000	CAP Move-CWIP	UZ	2000000217	9/30/2012	17.32
88107000	CAP Move-CWIP	UZ	2000000218	9/30/2012	11.14
88107000	CAP Move-CWIP	UZ	2000000221	9/30/2012	35.74
88107000	CAP Move-CWIP	UZ	2000000221	9/30/2012	(0.01)
88107000	CAP Move-CWIP	UZ	2000000229	9/30/2012	8.47
88107000	CAP Move-CWIP	UZ	2000000229	9/30/2012	4.34
88107000	CAP Move-CWIP	UZ	2000000229	9/30/2012	0.50
88107000	CAP Move-CWIP	UZ	2000000229	9/30/2012	(11.00)
88107000	CAP Move-CWIP	UZ	2000000231	9/30/2012	3.12
88107000	CAP Move-CWIP	UZ	2000000231	9/30/2012	86.96
88107000	CAP Move-CWIP	UZ	2000000231	9/30/2012	3.45
88107000	CAP Move-CWIP	UZ	2000000231	9/30/2012	(15.31)
88107000	CAP Move-CWIP	UZ	2000000231	9/30/2012	0.61
88107000	CAP Move-CWIP	UZ	2000000231	9/30/2012	4.42
88107000	CAP Move-CWIP	UZ	2000000231	9/30/2012	20.13
88107000	CAP Move-CWIP	UZ	2000000231	9/30/2012	16.99
88107000	CAP Move-CWIP	UZ	2000000231	9/30/2012	48.79

## Kentucky American Water Company

Case No. 2012-00520

Response to PSC DR1, Item 31

Account	Description	Doc Type	Document Number	Posting Date	Amount
88107000	CAP Move-CWIP	UN	2000000239	9/30/2012	(558.63)
88107000	CAP Move-CWIP	UZ	2000000217	9/30/2012	581.93
88107000	CAP Move-CWIP	UZ	2000000217	9/30/2012	40.06
88107000	CAP Move-CWIP	UZ	2000000217	9/30/2012	18.48
88107000	CAP Move-CWIP	UZ	2000000218	9/30/2012	25.86
88107000	CAP Move-CWIP	UZ	2000000218	9/30/2012	(115.69)
88107000	CAP Move-CWIP	UZ	2000000218	9/30/2012	589.10
88107000	CAP Move-CWIP	UZ	2000000221	9/30/2012	6.23
88107000	CAP Move-CWIP	UZ	2000000221	9/30/2012	8.68
88107000	CAP Move-CWIP	UZ	2000000221	9/30/2012	1.21
88107000	CAP Move-CWIP	UZ	2000000221	9/30/2012	16.95
88107000	CAP Move-CWIP	UZ	2000000229	9/30/2012	1.01
88107000	CAP Move-CWIP	UZ	2000000229	9/30/2012	97.56
88107000	CAP Move-CWIP	UZ	2000000229	9/30/2012	33.97
88107000	CAP Move-CWIP	UZ	2000000229	9/30/2012	173.90
88107000	CAP Move-CWIP	UZ	2000000229	9/30/2012	6.90
88107000	CAP Move-CWIP	UZ	2000000231	9/30/2012	71.53
88107000	CAP Move-CWIP	UZ	2000000231	9/30/2012	40.27
88107000	CAP Move-CWIP	UZ	2000000231	9/30/2012	(22.00)
88107000	CAP Move-CWIP	UZ	2000000231	9/30/2012	(0.01)
88107000	CAP Move-CWIP	UZ	2000000231	9/30/2012	(30.62)
88107000	CAP Move-CWIP	UZ	2000000231	9/30/2012	8.84
88107000	CAP Move-CWIP	UN	2000000239	9/30/2012	(1,554.16)
88107000	CAP Move-CWIP	UZ	2000000217	9/30/2012	459.58
88107000	CAP Move-CWIP	UN	2000000239	9/30/2012	(459.58)
88107000	CAP Move-CWIP	UZ	2000000217	9/30/2012	(14.75)
88107000	CAP Move-CWIP	UZ	2000000217	9/30/2012	7.50
88107000	CAP Move-CWIP	UZ	2000000218	9/30/2012	412.37
88107000	CAP Move-CWIP	UZ	2000000218	9/30/2012	24.17
88107000	CAP Move-CWIP	UZ	2000000218	9/30/2012	437.69
88107000	CAP Move-CWIP	UZ	2000000218	9/30/2012	31.60
88107000	CAP Move-CWIP	UZ	2000000221	9/30/2012	26.85
88107000	CAP Move-CWIP	UZ	2000000221	9/30/2012	5.80
88107000	CAP Move-CWIP	UZ	2000000229	9/30/2012	47.67
88107000	CAP Move-CWIP	UZ	2000000229	9/30/2012	(14.66)
88107000	CAP Move-CWIP	UZ	2000000229	9/30/2012	(20.41)
88107000	CAP Move-CWIP	UZ	2000000229	9/30/2012	4.60
88107000	CAP Move-CWIP	UZ	2000000229	9/30/2012	(0.01)
88107000	CAP Move-CWIP	UZ	2000000229	9/30/2012	4.15
88107000	CAP Move-CWIP	UZ	2000000229	9/30/2012	5.90
88107000	CAP Move-CWIP	UZ	2000000230	9/30/2012	0.67
88107000	CAP Move-CWIP	UZ	2000000231	9/30/2012	115.93
88107000	CAP Move-CWIP	UZ	2000000231	9/30/2012	65.04
88107000	CAP Move-CWIP	UZ	2000000231	9/30/2012	22.65
88107000	CAP Move-CWIP	UZ	2000000231	9/30/2012	0.82
88107000	CAP Move-CWIP	UZ	2000000231	9/30/2012	11.29
88107000	CAP Move-CWIP	UN	2000000239	9/30/2012	(1,174.87)
88107000	CAP Move-CWIP	UZ	2000000217	9/30/2012	161.25
88107000	CAP Move-CWIP	UZ	2000000217	9/30/2012	10.02
88107000	CAP Move-CWIP	UZ	2000000217	9/30/2012	8.16
88107000	CAP Move-CWIP	UZ	2000000218	9/30/2012	(184.59)
88107000	CAP Move-CWIP	UZ	2000000218	9/30/2012	(91.85)
88107000	CAP Move-CWIP	UZ	2000000220	9/30/2012	314.10

## Kentucky American Water Company

Case No. 2012-00520

Response to PSC DR1, Item 31

Account	Description	Doc Type	Document Number	Posting Date	Amount
88107000	CAP Move-CWIP	UZ	2000000221	9/30/2012	2.95
88107000	CAP Move-CWIP	UZ	2000000221	9/30/2012	(10.21)
88107000	CAP Move-CWIP	UZ	2000000221	9/30/2012	2.30
88107000	CAP Move-CWIP	UZ	2000000221	9/30/2012	(7.33)
88107000	CAP Move-CWIP	UZ	2000000221	9/30/2012	32.52
88107000	CAP Move-CWIP	UZ	2000000228	9/30/2012	11.33
88107000	CAP Move-CWIP	UZ	2000000229	9/30/2012	0.39
88107000	CAP Move-CWIP	UZ	2000000229	9/30/2012	2.90
88107000	CAP Move-CWIP	UZ	2000000229	9/30/2012	23.84
88107000	CAP Move-CWIP	UZ	2000000229	9/30/2012	13.43
88107000	CAP Move-CWIP	UZ	2000000229	9/30/2012	57.96
88107000	CAP Move-CWIP	UZ	2000000229	9/30/2012	2.08
88107000	CAP Move-CWIP	UZ	2000000229	9/30/2012	5.65
88107000	CAP Move-CWIP	UZ	2000000229	9/30/2012	0.34
88107000	CAP Move-CWIP	UN	2000000239	9/30/2012	(355.24)
88107000	CAP Move-CWIP	UZ	2000000217	9/30/2012	23.97
88107000	CAP Move-CWIP	UZ	2000000217	9/30/2012	20.53
88107000	CAP Move-CWIP	UZ	2000000217	9/30/2012	(10.50)
88107000	CAP Move-CWIP	UZ	2000000217	9/30/2012	397.77
88107000	CAP Move-CWIP	UZ	2000000218	9/30/2012	212.08
88107000	CAP Move-CWIP	UZ	2000000218	9/30/2012	12.19
88107000	CAP Move-CWIP	UZ	2000000221	9/30/2012	115.93
88107000	CAP Move-CWIP	UZ	2000000221	9/30/2012	5.80
88107000	CAP Move-CWIP	UZ	2000000221	9/30/2012	22.65
88107000	CAP Move-CWIP	UZ	2000000221	9/30/2012	(14.66)
88107000	CAP Move-CWIP	UZ	2000000221	9/30/2012	4.60
88107000	CAP Move-CWIP	UZ	2000000221	9/30/2012	11.29
88107000	CAP Move-CWIP	UZ	2000000229	9/30/2012	0.67
88107000	CAP Move-CWIP	UZ	2000000229	9/30/2012	26.85
88107000	CAP Move-CWIP	UZ	2000000229	9/30/2012	(20.41)
88107000	CAP Move-CWIP	UZ	2000000231	9/30/2012	5.90
88107000	CAP Move-CWIP	UZ	2000000231	9/30/2012	(0.01)
88107000	CAP Move-CWIP	UZ	2000000231	9/30/2012	65.04
88107000	CAP Move-CWIP	UZ	2000000231	9/30/2012	4.15
88107000	CAP Move-CWIP	UZ	2000000231	9/30/2012	0.82
88107000	CAP Move-CWIP	UZ	2000000231	9/30/2012	47.67
88107000	CAP Move-CWIP	UN	2000000239	9/30/2012	(932.33)
88107000	CAP Move-CWIP	UZ	2000000217	9/30/2012	(10.47)
88107000	CAP Move-CWIP	UZ	2000000217	9/30/2012	212.08
88107000	CAP Move-CWIP	UZ	2000000217	9/30/2012	20.52
88107000	CAP Move-CWIP	UZ	2000000217	9/30/2012	12.16
88107000	CAP Move-CWIP	UZ	2000000220	9/30/2012	397.77
88107000	CAP Move-CWIP	UZ	2000000220	9/30/2012	23.96
88107000	CAP Move-CWIP	UZ	2000000221	9/30/2012	(14.66)
88107000	CAP Move-CWIP	UZ	2000000221	9/30/2012	65.04
88107000	CAP Move-CWIP	UZ	2000000221	9/30/2012	(20.41)
88107000	CAP Move-CWIP	UZ	2000000221	9/30/2012	4.15
88107000	CAP Move-CWIP	UZ	2000000229	9/30/2012	47.67
88107000	CAP Move-CWIP	UZ	2000000229	9/30/2012	115.93
88107000	CAP Move-CWIP	UZ	2000000229	9/30/2012	26.85
88107000	CAP Move-CWIP	UZ	2000000229	9/30/2012	0.67
88107000	CAP Move-CWIP	UZ	2000000229	9/30/2012	5.90
88107000	CAP Move-CWIP	UZ	2000000229	9/30/2012	4.60



## Kentucky American Water Company

Case No. 2012-00520

Response to PSC DR1, Item 31

Account	Description	Doc Type	Document Number	Posting Date	Amount
88107000	CAP Move-CWIP	UZ	2000000229	9/30/2012	0.82
88107000	CAP Move-CWIP	UZ	2000000231	9/30/2012	22.65
88107000	CAP Move-CWIP	UZ	2000000231	9/30/2012	5.80
88107000	CAP Move-CWIP	UZ	2000000231	9/30/2012	11.29
88107000	CAP Move-CWIP	UZ	2000000231	9/30/2012	(0.01)
88107000	CAP Move-CWIP	UN	2000000239	9/30/2012	(932.31)
88107000	CAP Move-CWIP	UZ	2000000217	9/30/2012	212.08
88107000	CAP Move-CWIP	UZ	2000000217	9/30/2012	12.19
88107000	CAP Move-CWIP	UZ	2000000218	9/30/2012	20.53
88107000	CAP Move-CWIP	UZ	2000000218	9/30/2012	23.97
88107000	CAP Move-CWIP	UZ	2000000218	9/30/2012	(10.76)
88107000	CAP Move-CWIP	UZ	2000000220	9/30/2012	397.77
88107000	CAP Move-CWIP	UZ	2000000221	9/30/2012	47.67
88107000	CAP Move-CWIP	UZ	2000000228	9/30/2012	22.65
88107000	CAP Move-CWIP	UZ	2000000229	9/30/2012	65.04
88107000	CAP Move-CWIP	UZ	2000000229	9/30/2012	26.85
88107000	CAP Move-CWIP	UZ	2000000229	9/30/2012	5.80
88107000	CAP Move-CWIP	UZ	2000000229	9/30/2012	115.93
88107000	CAP Move-CWIP	UZ	2000000229	9/30/2012	(0.01)
88107000	CAP Move-CWIP	UZ	2000000229	9/30/2012	11.29
88107000	CAP Move-CWIP	UZ	2000000231	9/30/2012	(20.41)
88107000	CAP Move-CWIP	UZ	2000000231	9/30/2012	0.82
88107000	CAP Move-CWIP	UZ	2000000231	9/30/2012	4.60
88107000	CAP Move-CWIP	UZ	2000000231	9/30/2012	5.90
88107000	CAP Move-CWIP	UZ	2000000231	9/30/2012	0.67
88107000	CAP Move-CWIP	UZ	2000000231	9/30/2012	(14.66)
88107000	CAP Move-CWIP	UZ	2000000231	9/30/2012	4.15
88107000	CAP Move-CWIP	UN	2000000239	9/30/2012	(932.07)
88107000	CAP Move-CWIP	UZ	2000000217	9/30/2012	2,954.64
88107000	CAP Move-CWIP	UZ	2000000217	9/30/2012	(551.76)
88107000	CAP Move-CWIP	UZ	2000000217	9/30/2012	81.47
88107000	CAP Move-CWIP	UZ	2000000218	9/30/2012	174.83
88107000	CAP Move-CWIP	UZ	2000000218	9/30/2012	5,350.17
88107000	CAP Move-CWIP	UZ	2000000218	9/30/2012	1,438.72
88107000	CAP Move-CWIP	UZ	2000000218	9/30/2012	(4,253.49)
88107000	CAP Move-CWIP	UZ	2000000221	9/30/2012	3.06
88107000	CAP Move-CWIP	UZ	2000000221	9/30/2012	(0.03)
88107000	CAP Move-CWIP	UZ	2000000221	9/30/2012	100.67
88107000	CAP Move-CWIP	UZ	2000000221	9/30/2012	22.11
88107000	CAP Move-CWIP	UZ	2000000221	9/30/2012	42.37
88107000	CAP Move-CWIP	UZ	2000000221	9/30/2012	84.95
88107000	CAP Move-CWIP	UZ	2000000229	9/30/2012	2.52
88107000	CAP Move-CWIP	UZ	2000000229	9/30/2012	243.91
88107000	CAP Move-CWIP	UZ	2000000229	9/30/2012	178.77
88107000	CAP Move-CWIP	UZ	2000000229	9/30/2012	(54.99)
88107000	CAP Move-CWIP	UZ	2000000229	9/30/2012	15.58
88107000	CAP Move-CWIP	UZ	2000000229	9/30/2012	(76.54)
88107000	CAP Move-CWIP	UZ	2000000231	9/30/2012	17.25
88107000	CAP Move-CWIP	UZ	2000000231	9/30/2012	434.74
88107000	CAP Move-CWIP	UZ	2000000231	9/30/2012	21.72
88107000	CAP Move-CWIP	UN	2000000239	9/30/2012	(6,230.67)
88107000	CAP Move-CWIP	UZ	2000000217	9/30/2012	(1,988.33)
88107000	CAP Move-CWIP	UZ	2000000217	9/30/2012	1,116.37

## Kentucky American Water Company

Case No. 2012-00520

Response to PSC DR1, Item 31

Account	Description	Doc Type	Document Number	Posting Date	Amount
88107000	CAP Move-CWIP	UZ	2000000217	9/30/2012	5,350.17
88107000	CAP Move-CWIP	UZ	2000000217	9/30/2012	(736.19)
88107000	CAP Move-CWIP	UZ	2000000218	9/30/2012	83.44
88107000	CAP Move-CWIP	UZ	2000000218	9/30/2012	82.54
88107000	CAP Move-CWIP	UZ	2000000220	9/30/2012	6,820.95
88107000	CAP Move-CWIP	UZ	2000000229	9/30/2012	2.44
88107000	CAP Move-CWIP	UZ	2000000229	9/30/2012	(43.99)
88107000	CAP Move-CWIP	UZ	2000000229	9/30/2012	80.56
88107000	CAP Move-CWIP	UZ	2000000229	9/30/2012	17.38
88107000	CAP Move-CWIP	UZ	2000000229	9/30/2012	17.69
88107000	CAP Move-CWIP	UZ	2000000229	9/30/2012	(61.23)
88107000	CAP Move-CWIP	UZ	2000000229	9/30/2012	195.12
88107000	CAP Move-CWIP	UZ	2000000229	9/30/2012	347.79
88107000	CAP Move-CWIP	UZ	2000000229	9/30/2012	12.46
88107000	CAP Move-CWIP	UZ	2000000231	9/30/2012	67.97
88107000	CAP Move-CWIP	UZ	2000000231	9/30/2012	33.89
88107000	CAP Move-CWIP	UZ	2000000231	9/30/2012	(0.03)
88107000	CAP Move-CWIP	UZ	2000000231	9/30/2012	2.02
88107000	CAP Move-CWIP	UZ	2000000231	9/30/2012	13.80
88107000	CAP Move-CWIP	UZ	2000000231	9/30/2012	143.02
88107000	CAP Move-CWIP	UN	2000000239	9/30/2012	(11,557.84)
88107000	CAP Move-CWIP	UZ	2000000217	9/30/2012	5,350.17
88107000	CAP Move-CWIP	UZ	2000000217	9/30/2012	149.04
88107000	CAP Move-CWIP	UZ	2000000217	9/30/2012	8,087.35
88107000	CAP Move-CWIP	UZ	2000000217	9/30/2012	(5,250.22)
88107000	CAP Move-CWIP	UZ	2000000218	9/30/2012	3,087.25
88107000	CAP Move-CWIP	UZ	2000000218	9/30/2012	234.17
88107000	CAP Move-CWIP	UZ	2000000218	9/30/2012	(517.81)
88107000	CAP Move-CWIP	UZ	2000000221	9/30/2012	221.49
88107000	CAP Move-CWIP	UZ	2000000228	9/30/2012	5.54
88107000	CAP Move-CWIP	UZ	2000000228	9/30/2012	47.78
88107000	CAP Move-CWIP	UZ	2000000229	9/30/2012	(0.08)
88107000	CAP Move-CWIP	UZ	2000000229	9/30/2012	393.31
88107000	CAP Move-CWIP	UZ	2000000229	9/30/2012	93.22
88107000	CAP Move-CWIP	UZ	2000000229	9/30/2012	536.60
88107000	CAP Move-CWIP	UZ	2000000229	9/30/2012	956.43
88107000	CAP Move-CWIP	UZ	2000000229	9/30/2012	(168.39)
88107000	CAP Move-CWIP	UZ	2000000229	9/30/2012	6.72
88107000	CAP Move-CWIP	UZ	2000000229	9/30/2012	48.64
88107000	CAP Move-CWIP	UZ	2000000229	9/30/2012	186.92
88107000	CAP Move-CWIP	UZ	2000000231	9/30/2012	(120.99)
88107000	CAP Move-CWIP	UZ	2000000231	9/30/2012	37.95
88107000	CAP Move-CWIP	UZ	2000000231	9/30/2012	34.27
88107000	CAP Move-CWIP	UN	2000000239	9/30/2012	(13,419.36)
88107000	CAP Move-CWIP	UZ	2000000218	9/30/2012	462.74
88107000	CAP Move-CWIP	UZ	2000000218	9/30/2012	37.45
88107000	CAP Move-CWIP	UZ	2000000218	9/30/2012	(10.49)
88107000	CAP Move-CWIP	UZ	2000000218	9/30/2012	26.36
88107000	CAP Move-CWIP	UZ	2000000218	9/30/2012	19.01
88107000	CAP Move-CWIP	UZ	2000000221	9/30/2012	(0.01)
88107000	CAP Move-CWIP	UZ	2000000221	9/30/2012	81.31
88107000	CAP Move-CWIP	UZ	2000000221	9/30/2012	1.02
88107000	CAP Move-CWIP	UZ	2000000221	9/30/2012	7.24

## Kentucky American Water Company

Case No. 2012-00520

Response to PSC DR1, Item 31

Account	Description	Doc Type	Document Number	Posting Date	Amount
88107000	CAP Move-CWIP	UZ	2000000221	9/30/2012	5.75
88107000	CAP Move-CWIP	UZ	2000000229	9/30/2012	0.84
88107000	CAP Move-CWIP	UZ	2000000229	9/30/2012	(25.51)
88107000	CAP Move-CWIP	UZ	2000000229	9/30/2012	(18.33)
88107000	CAP Move-CWIP	UZ	2000000229	9/30/2012	59.60
88107000	CAP Move-CWIP	UZ	2000000229	9/30/2012	5.19
88107000	CAP Move-CWIP	UZ	2000000229	9/30/2012	28.31
88107000	CAP Move-CWIP	UZ	2000000229	9/30/2012	7.37
88107000	CAP Move-CWIP	UZ	2000000229	9/30/2012	14.13
88107000	CAP Move-CWIP	UZ	2000000231	9/30/2012	33.56
88107000	CAP Move-CWIP	UZ	2000000231	9/30/2012	144.91
88107000	CAP Move-CWIP	UN	2000000239	9/30/2012	(880.45)
88107000	CAP Move-CWIP	UZ	2000000217	9/30/2012	58.09
88107000	CAP Move-CWIP	UZ	2000000218	9/30/2012	17.32
88107000	CAP Move-CWIP	UZ	2000000218	9/30/2012	(10.41)
88107000	CAP Move-CWIP	UZ	2000000218	9/30/2012	24.13
88107000	CAP Move-CWIP	UZ	2000000218	9/30/2012	437.18
88107000	CAP Move-CWIP	UZ	2000000221	9/30/2012	14.13
88107000	CAP Move-CWIP	UZ	2000000221	9/30/2012	144.91
88107000	CAP Move-CWIP	UZ	2000000229	9/30/2012	5.75
88107000	CAP Move-CWIP	UZ	2000000229	9/30/2012	1.02
88107000	CAP Move-CWIP	UZ	2000000229	9/30/2012	(18.33)
88107000	CAP Move-CWIP	UZ	2000000229	9/30/2012	7.37
88107000	CAP Move-CWIP	UZ	2000000229	9/30/2012	0.84
88107000	CAP Move-CWIP	UZ	2000000229	9/30/2012	7.24
88107000	CAP Move-CWIP	UZ	2000000231	9/30/2012	5.19
88107000	CAP Move-CWIP	UZ	2000000231	9/30/2012	(25.51)
88107000	CAP Move-CWIP	UZ	2000000231	9/30/2012	81.31
88107000	CAP Move-CWIP	UZ	2000000231	9/30/2012	33.56
88107000	CAP Move-CWIP	UZ	2000000231	9/30/2012	(0.01)
88107000	CAP Move-CWIP	UZ	2000000231	9/30/2012	59.60
88107000	CAP Move-CWIP	UZ	2000000231	9/30/2012	28.31
88107000	CAP Move-CWIP	UN	2000000239	9/30/2012	(871.69)
88107000	CAP Move-CWIP	UZ	2000000217	9/30/2012	2.21
88107000	CAP Move-CWIP	UZ	2000000217	9/30/2012	153.03
88107000	CAP Move-CWIP	UZ	2000000218	9/30/2012	(3.83)
88107000	CAP Move-CWIP	UZ	2000000218	9/30/2012	2.39
88107000	CAP Move-CWIP	UZ	2000000218	9/30/2012	10.75
88107000	CAP Move-CWIP	UZ	2000000221	9/30/2012	0.39
88107000	CAP Move-CWIP	UZ	2000000221	9/30/2012	(7.33)
88107000	CAP Move-CWIP	UZ	2000000228	9/30/2012	11.33
88107000	CAP Move-CWIP	UZ	2000000229	9/30/2012	5.65
88107000	CAP Move-CWIP	UZ	2000000229	9/30/2012	2.30
88107000	CAP Move-CWIP	UZ	2000000229	9/30/2012	2.90
88107000	CAP Move-CWIP	UZ	2000000229	9/30/2012	2.08
88107000	CAP Move-CWIP	UZ	2000000229	9/30/2012	0.34
88107000	CAP Move-CWIP	UZ	2000000229	9/30/2012	23.84
88107000	CAP Move-CWIP	UZ	2000000229	9/30/2012	(10.21)
88107000	CAP Move-CWIP	UZ	2000000229	9/30/2012	32.52
88107000	CAP Move-CWIP	UZ	2000000231	9/30/2012	57.96
88107000	CAP Move-CWIP	UZ	2000000231	9/30/2012	2.95
88107000	CAP Move-CWIP	UZ	2000000231	9/30/2012	13.43
88107000	CAP Move-CWIP	UN	2000000239	9/30/2012	(302.70)

## Kentucky American Water Company

Case No. 2012-00520

Response to PSC DR1, Item 31

Account	Description	Doc Type	Document Number	Posting Date	Amount
88107000	CAP Move-CWIP	UZ	2000000217	9/30/2012	(11.15)
88107000	CAP Move-CWIP	UZ	2000000218	9/30/2012	48.79
88107000	CAP Move-CWIP	UN	2000000239	9/30/2012	(37.64)
88107000	CAP Move-CWIP	UZ	2000000218	9/30/2012	(280.35)
88107000	CAP Move-CWIP	UZ	2000000218	9/30/2012	(8.97)
88107000	CAP Move-CWIP	UN	2000000239	9/30/2012	289.32
88107000	CAP Move-CWIP	UZ	2000000217	9/30/2012	7.84
88107000	CAP Move-CWIP	UZ	2000000217	9/30/2012	(0.98)
88107000	CAP Move-CWIP	UZ	2000000217	9/30/2012	3,833.33
88107000	CAP Move-CWIP	UZ	2000000218	9/30/2012	71.44
88107000	CAP Move-CWIP	UZ	2000000218	9/30/2012	(0.35)
88107000	CAP Move-CWIP	UZ	2000000218	9/30/2012	(155.53)
88107000	CAP Move-CWIP	UZ	2000000221	9/30/2012	1.04
88107000	CAP Move-CWIP	UZ	2000000221	9/30/2012	1.44
88107000	CAP Move-CWIP	UZ	2000000228	9/30/2012	28.99
88107000	CAP Move-CWIP	UZ	2000000229	9/30/2012	16.25
88107000	CAP Move-CWIP	UZ	2000000229	9/30/2012	(3.67)
88107000	CAP Move-CWIP	UZ	2000000229	9/30/2012	(5.10)
88107000	CAP Move-CWIP	UZ	2000000229	9/30/2012	1.47
88107000	CAP Move-CWIP	UZ	2000000229	9/30/2012	0.21
88107000	CAP Move-CWIP	UZ	2000000229	9/30/2012	5.67
88107000	CAP Move-CWIP	UZ	2000000229	9/30/2012	1.15
88107000	CAP Move-CWIP	UZ	2000000231	9/30/2012	11.92
88107000	CAP Move-CWIP	UZ	2000000231	9/30/2012	0.17
88107000	CAP Move-CWIP	UZ	2000000231	9/30/2012	6.70
88107000	CAP Move-CWIP	UZ	2000000231	9/30/2012	2.83
88107000	CAP Move-CWIP	UN	2000000239	9/30/2012	(3,824.82)
88107000	CAP Move-CWIP	UZ	2000000217	9/30/2012	(0.35)
88107000	CAP Move-CWIP	UZ	2000000218	9/30/2012	1,462.83
88107000	CAP Move-CWIP	UZ	2000000218	9/30/2012	(164.87)
88107000	CAP Move-CWIP	UZ	2000000218	9/30/2012	482.90
88107000	CAP Move-CWIP	UZ	2000000220	9/30/2012	42.88
88107000	CAP Move-CWIP	UZ	2000000220	9/30/2012	28.93
88107000	CAP Move-CWIP	UZ	2000000221	9/30/2012	5.19
88107000	CAP Move-CWIP	UZ	2000000221	9/30/2012	(0.01)
88107000	CAP Move-CWIP	UZ	2000000221	9/30/2012	144.91
88107000	CAP Move-CWIP	UZ	2000000221	9/30/2012	33.56
88107000	CAP Move-CWIP	UZ	2000000229	9/30/2012	(18.33)
88107000	CAP Move-CWIP	UZ	2000000229	9/30/2012	7.37
88107000	CAP Move-CWIP	UZ	2000000229	9/30/2012	81.31
88107000	CAP Move-CWIP	UZ	2000000229	9/30/2012	7.24
88107000	CAP Move-CWIP	UZ	2000000229	9/30/2012	59.60
88107000	CAP Move-CWIP	UZ	2000000229	9/30/2012	1.02
88107000	CAP Move-CWIP	UZ	2000000231	9/30/2012	0.84
88107000	CAP Move-CWIP	UZ	2000000231	9/30/2012	5.75
88107000	CAP Move-CWIP	UZ	2000000231	9/30/2012	(25.51)
88107000	CAP Move-CWIP	UZ	2000000231	9/30/2012	14.13
88107000	CAP Move-CWIP	UZ	2000000231	9/30/2012	28.31
88107000	CAP Move-CWIP	UN	2000000239	9/30/2012	(2,197.70)
88107000	CAP Move-CWIP	UZ	2000000217	9/30/2012	8.16
88107000	CAP Move-CWIP	UZ	2000000217	9/30/2012	5.75
88107000	CAP Move-CWIP	UZ	2000000218	9/30/2012	(0.35)
88107000	CAP Move-CWIP	UZ	2000000218	9/30/2012	(155.38)

## Kentucky American Water Company

Case No. 2012-00520

Response to PSC DR1, Item 31

Account	Description	Doc Type	Document Number	Posting Date	Amount
88107000	CAP Move-CWIP	UZ	2000000218	9/30/2012	4,138.29
88107000	CAP Move-CWIP	UZ	2000000218	9/30/2012	155.65
88107000	CAP Move-CWIP	UZ	2000000221	9/30/2012	0.34
88107000	CAP Move-CWIP	UZ	2000000221	9/30/2012	32.52
88107000	CAP Move-CWIP	UZ	2000000221	9/30/2012	2.90
88107000	CAP Move-CWIP	UZ	2000000229	9/30/2012	(7.33)
88107000	CAP Move-CWIP	UZ	2000000229	9/30/2012	2.30
88107000	CAP Move-CWIP	UZ	2000000229	9/30/2012	13.43
88107000	CAP Move-CWIP	UZ	2000000231	9/30/2012	23.84
88107000	CAP Move-CWIP	UZ	2000000231	9/30/2012	0.39
88107000	CAP Move-CWIP	UZ	2000000231	9/30/2012	2.08
88107000	CAP Move-CWIP	UZ	2000000231	9/30/2012	11.33
88107000	CAP Move-CWIP	UZ	2000000231	9/30/2012	5.65
88107000	CAP Move-CWIP	UZ	2000000231	9/30/2012	(10.21)
88107000	CAP Move-CWIP	UZ	2000000231	9/30/2012	2.95
88107000	CAP Move-CWIP	UZ	2000000231	9/30/2012	57.96
88107000	CAP Move-CWIP	UN	2000000239	9/30/2012	(4,290.27)
88107000	CAP Move-CWIP	UZ	2000000217	9/30/2012	24.51
88107000	CAP Move-CWIP	UZ	2000000217	9/30/2012	545.53
88107000	CAP Move-CWIP	UZ	2000000217	9/30/2012	(115.79)
88107000	CAP Move-CWIP	UZ	2000000218	9/30/2012	589.10
88107000	CAP Move-CWIP	UZ	2000000218	9/30/2012	15.80
88107000	CAP Move-CWIP	UZ	2000000220	9/30/2012	36.44
88107000	CAP Move-CWIP	UZ	2000000221	9/30/2012	97.56
88107000	CAP Move-CWIP	UZ	2000000221	9/30/2012	40.27
88107000	CAP Move-CWIP	UZ	2000000221	9/30/2012	6.90
88107000	CAP Move-CWIP	UZ	2000000221	9/30/2012	6.23
88107000	CAP Move-CWIP	UZ	2000000221	9/30/2012	71.53
88107000	CAP Move-CWIP	UZ	2000000229	9/30/2012	(22.00)
88107000	CAP Move-CWIP	UZ	2000000229	9/30/2012	(0.01)
88107000	CAP Move-CWIP	UZ	2000000229	9/30/2012	16.95
88107000	CAP Move-CWIP	UZ	2000000229	9/30/2012	1.21
88107000	CAP Move-CWIP	UZ	2000000229	9/30/2012	8.84
88107000	CAP Move-CWIP	UZ	2000000231	9/30/2012	33.97
88107000	CAP Move-CWIP	UZ	2000000231	9/30/2012	173.90
88107000	CAP Move-CWIP	UZ	2000000231	9/30/2012	8.68
88107000	CAP Move-CWIP	UZ	2000000231	9/30/2012	(30.62)
88107000	CAP Move-CWIP	UZ	2000000231	9/30/2012	1.01
88107000	CAP Move-CWIP	UN	2000000239	9/30/2012	(1,510.01)
88107000	CAP Move-CWIP	UZ	2000000217	9/30/2012	140.96
88107000	CAP Move-CWIP	UZ	2000000217	9/30/2012	13.50
88107000	CAP Move-CWIP	UZ	2000000218	9/30/2012	(5.56)
88107000	CAP Move-CWIP	UZ	2000000218	9/30/2012	14.81
88107000	CAP Move-CWIP	UZ	2000000218	9/30/2012	1,593.04
88107000	CAP Move-CWIP	UZ	2000000220	9/30/2012	209.07
88107000	CAP Move-CWIP	UZ	2000000221	9/30/2012	11.33
88107000	CAP Move-CWIP	UZ	2000000221	9/30/2012	0.34
88107000	CAP Move-CWIP	UZ	2000000221	9/30/2012	32.52
88107000	CAP Move-CWIP	UZ	2000000221	9/30/2012	23.84
88107000	CAP Move-CWIP	UZ	2000000229	9/30/2012	(10.21)
88107000	CAP Move-CWIP	UZ	2000000229	9/30/2012	(7.33)
88107000	CAP Move-CWIP	UZ	2000000229	9/30/2012	2.08
88107000	CAP Move-CWIP	UZ	2000000229	9/30/2012	2.90

## Kentucky American Water Company

Case No. 2012-00520

Response to PSC DR1, Item 31

Account	Description	Doc Type	Document Number	Posting Date	Amount
88107000	CAP Move-CWIP	UZ	2000000229	9/30/2012	5.65
88107000	CAP Move-CWIP	UZ	2000000231	9/30/2012	2.95
88107000	CAP Move-CWIP	UZ	2000000231	9/30/2012	13.43
88107000	CAP Move-CWIP	UZ	2000000231	9/30/2012	57.96
88107000	CAP Move-CWIP	UZ	2000000231	9/30/2012	0.39
88107000	CAP Move-CWIP	UZ	2000000231	9/30/2012	2.30
88107000	CAP Move-CWIP	UN	2000000239	9/30/2012	(2,103.97)
88107000	CAP Move-CWIP	UZ	2000000217	9/30/2012	338.22
88107000	CAP Move-CWIP	UZ	2000000217	9/30/2012	140.96
88107000	CAP Move-CWIP	UZ	2000000217	9/30/2012	23.78
88107000	CAP Move-CWIP	UZ	2000000218	9/30/2012	(4.17)
88107000	CAP Move-CWIP	UZ	2000000218	9/30/2012	1,599.77
88107000	CAP Move-CWIP	UZ	2000000220	9/30/2012	18.84
88107000	CAP Move-CWIP	UZ	2000000221	9/30/2012	115.93
88107000	CAP Move-CWIP	UZ	2000000229	9/30/2012	11.29
88107000	CAP Move-CWIP	UZ	2000000229	9/30/2012	(0.01)
88107000	CAP Move-CWIP	UZ	2000000229	9/30/2012	0.82
88107000	CAP Move-CWIP	UZ	2000000231	9/30/2012	5.80
88107000	CAP Move-CWIP	UZ	2000000231	9/30/2012	4.15
88107000	CAP Move-CWIP	UZ	2000000231	9/30/2012	22.65
88107000	CAP Move-CWIP	UZ	2000000231	9/30/2012	5.90
88107000	CAP Move-CWIP	UZ	2000000231	9/30/2012	4.60
88107000	CAP Move-CWIP	UZ	2000000231	9/30/2012	0.67
88107000	CAP Move-CWIP	UZ	2000000231	9/30/2012	(20.41)
88107000	CAP Move-CWIP	UZ	2000000231	9/30/2012	65.04
88107000	CAP Move-CWIP	UZ	2000000231	9/30/2012	47.67
88107000	CAP Move-CWIP	UZ	2000000231	9/30/2012	(14.66)
88107000	CAP Move-CWIP	UZ	2000000231	9/30/2012	26.85
88107000	CAP Move-CWIP	UN	2000000239	9/30/2012	(2,393.69)
88107000	CAP Move-CWIP	UZ	2000000217	9/30/2012	13.52
88107000	CAP Move-CWIP	UZ	2000000217	9/30/2012	13.96
88107000	CAP Move-CWIP	UZ	2000000218	9/30/2012	1,596.24
88107000	CAP Move-CWIP	UZ	2000000218	9/30/2012	(6.22)
88107000	CAP Move-CWIP	UZ	2000000218	9/30/2012	140.96
88107000	CAP Move-CWIP	UZ	2000000218	9/30/2012	208.57
88107000	CAP Move-CWIP	UZ	2000000221	9/30/2012	(7.33)
88107000	CAP Move-CWIP	UZ	2000000221	9/30/2012	(10.21)
88107000	CAP Move-CWIP	UZ	2000000229	9/30/2012	13.43
88107000	CAP Move-CWIP	UZ	2000000229	9/30/2012	11.33
88107000	CAP Move-CWIP	UZ	2000000229	9/30/2012	2.95
88107000	CAP Move-CWIP	UZ	2000000229	9/30/2012	2.90
88107000	CAP Move-CWIP	UZ	2000000229	9/30/2012	57.96
88107000	CAP Move-CWIP	UZ	2000000229	9/30/2012	32.52
88107000	CAP Move-CWIP	UZ	2000000231	9/30/2012	0.39
88107000	CAP Move-CWIP	UZ	2000000231	9/30/2012	2.08
88107000	CAP Move-CWIP	UZ	2000000231	9/30/2012	23.84
88107000	CAP Move-CWIP	UZ	2000000231	9/30/2012	0.34
88107000	CAP Move-CWIP	UZ	2000000231	9/30/2012	5.65
88107000	CAP Move-CWIP	UZ	2000000231	9/30/2012	2.30
88107000	CAP Move-CWIP	UN	2000000239	9/30/2012	(2,105.18)
88107000	CAP Move-CWIP	UZ	2000000217	9/30/2012	(172.21)
88107000	CAP Move-CWIP	UZ	2000000217	9/30/2012	7.80
88107000	CAP Move-CWIP	UZ	2000000217	9/30/2012	16.35

## Kentucky American Water Company

Case No. 2012-00520

Response to PSC DR1, Item 31

Account	Description	Doc Type	Document Number	Posting Date	Amount
88107000	CAP Move-CWIP	UZ	2000000217	9/30/2012	188.99
88107000	CAP Move-CWIP	UZ	2000000217	9/30/2012	0.72
88107000	CAP Move-CWIP	UZ	2000000220	9/30/2012	13.95
88107000	CAP Move-CWIP	UZ	2000000229	9/30/2012	0.34
88107000	CAP Move-CWIP	UZ	2000000229	9/30/2012	0.39
88107000	CAP Move-CWIP	UZ	2000000229	9/30/2012	23.84
88107000	CAP Move-CWIP	UZ	2000000229	9/30/2012	11.33
88107000	CAP Move-CWIP	UZ	2000000229	9/30/2012	2.30
88107000	CAP Move-CWIP	UZ	2000000229	9/30/2012	5.65
88107000	CAP Move-CWIP	UZ	2000000229	9/30/2012	(7.33)
88107000	CAP Move-CWIP	UZ	2000000229	9/30/2012	57.96
88107000	CAP Move-CWIP	UZ	2000000229	9/30/2012	13.43
88107000	CAP Move-CWIP	UZ	2000000231	9/30/2012	(10.21)
88107000	CAP Move-CWIP	UZ	2000000231	9/30/2012	2.90
88107000	CAP Move-CWIP	UZ	2000000231	9/30/2012	2.08
88107000	CAP Move-CWIP	UZ	2000000231	9/30/2012	2.95
88107000	CAP Move-CWIP	UZ	2000000231	9/30/2012	32.52
88107000	CAP Move-CWIP	UN	2000000239	9/30/2012	(193.75)
88107000	CAP Move-CWIP	UZ	2000000217	9/30/2012	(186.14)
88107000	CAP Move-CWIP	UZ	2000000217	9/30/2012	536.94
88107000	CAP Move-CWIP	UZ	2000000217	9/30/2012	(1,473.50)
88107000	CAP Move-CWIP	UZ	2000000218	9/30/2012	11.38
88107000	CAP Move-CWIP	UZ	2000000218	9/30/2012	9.47
88107000	CAP Move-CWIP	UZ	2000000218	9/30/2012	34.53
88107000	CAP Move-CWIP	UZ	2000000221	9/30/2012	(0.01)
88107000	CAP Move-CWIP	UZ	2000000221	9/30/2012	8.84
88107000	CAP Move-CWIP	UZ	2000000221	9/30/2012	(30.62)
88107000	CAP Move-CWIP	UZ	2000000221	9/30/2012	8.68
88107000	CAP Move-CWIP	UZ	2000000221	9/30/2012	6.23
88107000	CAP Move-CWIP	UZ	2000000229	9/30/2012	33.97
88107000	CAP Move-CWIP	UZ	2000000229	9/30/2012	40.27
88107000	CAP Move-CWIP	UZ	2000000229	9/30/2012	1.21
88107000	CAP Move-CWIP	UZ	2000000229	9/30/2012	16.95
88107000	CAP Move-CWIP	UZ	2000000231	9/30/2012	173.90
88107000	CAP Move-CWIP	UZ	2000000231	9/30/2012	71.53
88107000	CAP Move-CWIP	UZ	2000000231	9/30/2012	97.56
88107000	CAP Move-CWIP	UZ	2000000231	9/30/2012	(22.00)
88107000	CAP Move-CWIP	UZ	2000000231	9/30/2012	1.01
88107000	CAP Move-CWIP	UZ	2000000231	9/30/2012	6.90
88107000	CAP Move-CWIP	UN	2000000239	9/30/2012	652.90
88107000	CAP Move-CWIP	UZ	2000000217	9/30/2012	(0.28)
88107000	CAP Move-CWIP	UZ	2000000217	9/30/2012	(1.87)
88107000	CAP Move-CWIP	UZ	2000000218	9/30/2012	(11.20)
88107000	CAP Move-CWIP	UZ	2000000218	9/30/2012	(0.84)
88107000	CAP Move-CWIP	UZ	2000000218	9/30/2012	(37.84)
88107000	CAP Move-CWIP	UN	2000000239	9/30/2012	52.03
88107000	CAP Move-CWIP	UZ	2000000217	9/30/2012	(53.72)
88107000	CAP Move-CWIP	UZ	2000000218	9/30/2012	448.35
88107000	CAP Move-CWIP	UN	2000000239	9/30/2012	(394.63)
88107000	CAP Move-CWIP	UZ	2000000217	9/30/2012	(13.06)
88107000	CAP Move-CWIP	UZ	2000000217	9/30/2012	(147.00)
88107000	CAP Move-CWIP	UZ	2000000217	9/30/2012	(13.31)
88107000	CAP Move-CWIP	UZ	2000000218	9/30/2012	(59.65)

## Kentucky American Water Company

Case No. 2012-00520

Response to PSC DR1, Item 31

Account	Description	Doc Type	Document Number	Posting Date	Amount
88107000	CAP Move-CWIP	UZ	2000000218	9/30/2012	(12.16)
88107000	CAP Move-CWIP	UZ	2000000218	9/30/2012	448.35
88107000	CAP Move-CWIP	UN	2000000239	9/30/2012	(203.17)
88107000	CAP Move-CWIP	UZ	2000000217	9/30/2012	(57.15)
88107000	CAP Move-CWIP	UZ	2000000217	9/30/2012	(6.50)
88107000	CAP Move-CWIP	UZ	2000000217	9/30/2012	(86.60)
88107000	CAP Move-CWIP	UZ	2000000218	9/30/2012	(11.95)
88107000	CAP Move-CWIP	UZ	2000000218	9/30/2012	(2.17)
88107000	CAP Move-CWIP	UZ	2000000218	9/30/2012	448.35
88107000	CAP Move-CWIP	UN	2000000239	9/30/2012	(283.98)
88107000	CAP Move-CWIP	UZ	2000000217	9/30/2012	6.09
88107000	CAP Move-CWIP	UZ	2000000217	9/30/2012	8.11
88107000	CAP Move-CWIP	UZ	2000000218	9/30/2012	(107.64)
88107000	CAP Move-CWIP	UZ	2000000218	9/30/2012	(184.59)
88107000	CAP Move-CWIP	UZ	2000000218	9/30/2012	132.90
88107000	CAP Move-CWIP	UZ	2000000218	9/30/2012	2,632.94
88107000	CAP Move-CWIP	UZ	2000000221	9/30/2012	0.17
88107000	CAP Move-CWIP	UZ	2000000229	9/30/2012	11.92
88107000	CAP Move-CWIP	UZ	2000000229	9/30/2012	0.21
88107000	CAP Move-CWIP	UZ	2000000229	9/30/2012	1.47
88107000	CAP Move-CWIP	UZ	2000000229	9/30/2012	(5.10)
88107000	CAP Move-CWIP	UZ	2000000229	9/30/2012	16.25
88107000	CAP Move-CWIP	UZ	2000000229	9/30/2012	2.83
88107000	CAP Move-CWIP	UZ	2000000231	9/30/2012	1.04
88107000	CAP Move-CWIP	UZ	2000000231	9/30/2012	5.67
88107000	CAP Move-CWIP	UZ	2000000231	9/30/2012	28.99
88107000	CAP Move-CWIP	UZ	2000000231	9/30/2012	1.44
88107000	CAP Move-CWIP	UZ	2000000231	9/30/2012	1.15
88107000	CAP Move-CWIP	UZ	2000000231	9/30/2012	6.70
88107000	CAP Move-CWIP	UZ	2000000232	9/30/2012	(3.67)
88107000	CAP Move-CWIP	UN	2000000239	9/30/2012	(2,556.88)
88107000	CAP Move-CWIP	UZ	2000000217	9/30/2012	314.09
88107000	CAP Move-CWIP	UZ	2000000217	9/30/2012	8.06
88107000	CAP Move-CWIP	UZ	2000000217	9/30/2012	(106.54)
88107000	CAP Move-CWIP	UZ	2000000218	9/30/2012	9.75
88107000	CAP Move-CWIP	UZ	2000000218	9/30/2012	161.25
88107000	CAP Move-CWIP	UZ	2000000220	9/30/2012	(184.59)
88107000	CAP Move-CWIP	UZ	2000000221	9/30/2012	13.43
88107000	CAP Move-CWIP	UZ	2000000221	9/30/2012	0.34
88107000	CAP Move-CWIP	UZ	2000000229	9/30/2012	23.84
88107000	CAP Move-CWIP	UZ	2000000229	9/30/2012	57.96
88107000	CAP Move-CWIP	UZ	2000000229	9/30/2012	0.39
88107000	CAP Move-CWIP	UZ	2000000229	9/30/2012	(10.21)
88107000	CAP Move-CWIP	UZ	2000000229	9/30/2012	5.65
88107000	CAP Move-CWIP	UZ	2000000231	9/30/2012	2.30
88107000	CAP Move-CWIP	UZ	2000000231	9/30/2012	11.33
88107000	CAP Move-CWIP	UZ	2000000231	9/30/2012	2.08
88107000	CAP Move-CWIP	UZ	2000000231	9/30/2012	32.52
88107000	CAP Move-CWIP	UZ	2000000231	9/30/2012	2.95
88107000	CAP Move-CWIP	UZ	2000000231	9/30/2012	2.90
88107000	CAP Move-CWIP	UZ	2000000231	9/30/2012	(7.33)
88107000	CAP Move-CWIP	UN	2000000239	9/30/2012	(340.17)
88107000	CAP Move-CWIP	UZ	2000000217	9/30/2012	589.10



## Kentucky American Water Company

Case No. 2012-00520

Response to PSC DR1, Item 31

Account	Description	Doc Type	Document Number	Posting Date	Amount
88107000	CAP Move-CWIP	UZ	2000000217	9/30/2012	24.14
88107000	CAP Move-CWIP	UZ	2000000217	9/30/2012	15.62
88107000	CAP Move-CWIP	UZ	2000000217	9/30/2012	(115.42)
88107000	CAP Move-CWIP	UZ	2000000218	9/30/2012	534.69
88107000	CAP Move-CWIP	UZ	2000000218	9/30/2012	35.66
88107000	CAP Move-CWIP	UZ	2000000221	9/30/2012	173.90
88107000	CAP Move-CWIP	UZ	2000000229	9/30/2012	71.53
88107000	CAP Move-CWIP	UZ	2000000229	9/30/2012	(22.00)
88107000	CAP Move-CWIP	UZ	2000000229	9/30/2012	8.84
88107000	CAP Move-CWIP	UZ	2000000229	9/30/2012	16.95
88107000	CAP Move-CWIP	UZ	2000000229	9/30/2012	40.27
88107000	CAP Move-CWIP	UZ	2000000229	9/30/2012	(30.62)
88107000	CAP Move-CWIP	UZ	2000000229	9/30/2012	1.21
88107000	CAP Move-CWIP	UZ	2000000229	9/30/2012	(0.01)
88107000	CAP Move-CWIP	UZ	2000000231	9/30/2012	33.97
88107000	CAP Move-CWIP	UZ	2000000231	9/30/2012	6.23
88107000	CAP Move-CWIP	UZ	2000000231	9/30/2012	8.68
88107000	CAP Move-CWIP	UZ	2000000231	9/30/2012	6.90
88107000	CAP Move-CWIP	UZ	2000000231	9/30/2012	1.01
88107000	CAP Move-CWIP	UZ	2000000231	9/30/2012	97.56
88107000	CAP Move-CWIP	UN	2000000239	9/30/2012	(1,498.21)
88107000	CAP Move-CWIP	UZ	2000000217	9/30/2012	598.23
88107000	CAP Move-CWIP	UZ	2000000217	9/30/2012	7.48
88107000	CAP Move-CWIP	UZ	2000000217	9/30/2012	409.43
88107000	CAP Move-CWIP	UZ	2000000217	9/30/2012	7.44
88107000	CAP Move-CWIP	UZ	2000000218	9/30/2012	23.48
88107000	CAP Move-CWIP	UZ	2000000218	9/30/2012	(18.41)
88107000	CAP Move-CWIP	UZ	2000000221	9/30/2012	(0.01)
88107000	CAP Move-CWIP	UZ	2000000221	9/30/2012	(20.41)
88107000	CAP Move-CWIP	UZ	2000000221	9/30/2012	22.65
88107000	CAP Move-CWIP	UZ	2000000228	9/30/2012	115.93
88107000	CAP Move-CWIP	UZ	2000000229	9/30/2012	0.67
88107000	CAP Move-CWIP	UZ	2000000229	9/30/2012	(14.66)
88107000	CAP Move-CWIP	UZ	2000000229	9/30/2012	11.29
88107000	CAP Move-CWIP	UZ	2000000229	9/30/2012	5.90
88107000	CAP Move-CWIP	UZ	2000000231	9/30/2012	4.15
88107000	CAP Move-CWIP	UZ	2000000231	9/30/2012	26.85
88107000	CAP Move-CWIP	UZ	2000000231	9/30/2012	65.04
88107000	CAP Move-CWIP	UZ	2000000231	9/30/2012	5.80
88107000	CAP Move-CWIP	UZ	2000000231	9/30/2012	0.82
88107000	CAP Move-CWIP	UZ	2000000231	9/30/2012	4.60
88107000	CAP Move-CWIP	UZ	2000000231	9/30/2012	47.67
88107000	CAP Move-CWIP	UN	2000000239	9/30/2012	(1,303.94)
88107000	CAP Move-CWIP	UZ	2000000217	9/30/2012	(10.28)
88107000	CAP Move-CWIP	UZ	2000000217	9/30/2012	155.47
88107000	CAP Move-CWIP	UZ	2000000217	9/30/2012	3.88
88107000	CAP Move-CWIP	UZ	2000000217	9/30/2012	2.80
88107000	CAP Move-CWIP	UZ	2000000218	9/30/2012	0.85
88107000	CAP Move-CWIP	UZ	2000000221	9/30/2012	25.05
88107000	CAP Move-CWIP	UZ	2000000221	9/30/2012	7.15
88107000	CAP Move-CWIP	UZ	2000000221	9/30/2012	(0.43)
88107000	CAP Move-CWIP	UZ	2000000229	9/30/2012	1.81
88107000	CAP Move-CWIP	UZ	2000000229	9/30/2012	2.76

## Kentucky American Water Company

Case No. 2012-00520

Response to PSC DR1, Item 31

Account	Description	Doc Type	Document Number	Posting Date	Amount
88107000	CAP Move-CWIP	UZ	2000000229	9/30/2012	(1.63)
88107000	CAP Move-CWIP	UZ	2000000229	9/30/2012	23.71
88107000	CAP Move-CWIP	UZ	2000000229	9/30/2012	(0.03)
88107000	CAP Move-CWIP	UZ	2000000229	9/30/2012	16.26
88107000	CAP Move-CWIP	UZ	2000000229	9/30/2012	12.63
88107000	CAP Move-CWIP	UZ	2000000229	9/30/2012	12.74
88107000	CAP Move-CWIP	UZ	2000000229	9/30/2012	4.07
88107000	CAP Move-CWIP	UZ	2000000231	9/30/2012	12.46
88107000	CAP Move-CWIP	UZ	2000000231	9/30/2012	(2.17)
88107000	CAP Move-CWIP	UZ	2000000231	9/30/2012	0.47
88107000	CAP Move-CWIP	UZ	2000000231	9/30/2012	(0.01)
88107000	CAP Move-CWIP	UZ	2000000231	9/30/2012	6.61
88107000	CAP Move-CWIP	UN	2000000239	9/30/2012	(274.17)
88107000	CAP Move-CWIP	UZ	2000000218	9/30/2012	(4.74)
88107000	CAP Move-CWIP	UN	2000000239	9/30/2012	4.74
88107000	CAP Move-CWIP	UZ	2000000217	9/30/2012	2.80
88107000	CAP Move-CWIP	UZ	2000000217	9/30/2012	3.89
88107000	CAP Move-CWIP	UZ	2000000217	9/30/2012	(10.35)
88107000	CAP Move-CWIP	UZ	2000000217	9/30/2012	155.47
88107000	CAP Move-CWIP	UZ	2000000218	9/30/2012	0.85
88107000	CAP Move-CWIP	UZ	2000000221	9/30/2012	7.15
88107000	CAP Move-CWIP	UZ	2000000221	9/30/2012	16.26
88107000	CAP Move-CWIP	UZ	2000000221	9/30/2012	12.74
88107000	CAP Move-CWIP	UZ	2000000221	9/30/2012	(0.01)
88107000	CAP Move-CWIP	UZ	2000000228	9/30/2012	(0.03)
88107000	CAP Move-CWIP	UZ	2000000229	9/30/2012	4.07
88107000	CAP Move-CWIP	UZ	2000000229	9/30/2012	0.47
88107000	CAP Move-CWIP	UZ	2000000229	9/30/2012	(2.17)
88107000	CAP Move-CWIP	UZ	2000000229	9/30/2012	6.61
88107000	CAP Move-CWIP	UZ	2000000230	9/30/2012	12.46
88107000	CAP Move-CWIP	UZ	2000000231	9/30/2012	(0.43)
88107000	CAP Move-CWIP	UZ	2000000231	9/30/2012	(1.63)
88107000	CAP Move-CWIP	UZ	2000000231	9/30/2012	25.05
88107000	CAP Move-CWIP	UZ	2000000231	9/30/2012	12.63
88107000	CAP Move-CWIP	UZ	2000000231	9/30/2012	23.71
88107000	CAP Move-CWIP	UZ	2000000231	9/30/2012	2.76
88107000	CAP Move-CWIP	UZ	2000000232	9/30/2012	1.81
88107000	CAP Move-CWIP	UN	2000000239	9/30/2012	(274.11)
88107000	CAP Move-CWIP	UZ	2000000217	9/30/2012	269.33
88107000	CAP Move-CWIP	UZ	2000000217	9/30/2012	(2.38)
88107000	CAP Move-CWIP	UZ	2000000217	9/30/2012	22.58
88107000	CAP Move-CWIP	UZ	2000000217	9/30/2012	(427.83)
88107000	CAP Move-CWIP	UZ	2000000217	9/30/2012	1.88
88107000	CAP Move-CWIP	UZ	2000000217	9/30/2012	(498.80)
88107000	CAP Move-CWIP	UZ	2000000217	9/30/2012	25,185.78
88107000	CAP Move-CWIP	UZ	2000000217	9/30/2012	(7.26)
88107000	CAP Move-CWIP	UZ	2000000218	9/30/2012	19.81
88107000	CAP Move-CWIP	UZ	2000000218	9/30/2012	(6.75)
88107000	CAP Move-CWIP	UZ	2000000218	9/30/2012	(72.96)
88107000	CAP Move-CWIP	UZ	2000000218	9/30/2012	43.97
88107000	CAP Move-CWIP	UZ	2000000221	9/30/2012	2.49
88107000	CAP Move-CWIP	UZ	2000000221	9/30/2012	9.12
88107000	CAP Move-CWIP	UZ	2000000221	9/30/2012	32.61

## Kentucky American Water Company

Case No. 2012-00520

Response to PSC DR1, Item 31

Account	Description	Doc Type	Document Number	Posting Date	Amount
88107000	CAP Move-CWIP	UZ	2000000221	9/30/2012	5.60
88107000	CAP Move-CWIP	UZ	2000000228	9/30/2012	(0.01)
88107000	CAP Move-CWIP	UZ	2000000228	9/30/2012	(2.99)
88107000	CAP Move-CWIP	UZ	2000000229	9/30/2012	17.36
88107000	CAP Move-CWIP	UZ	2000000229	9/30/2012	9.85
88107000	CAP Move-CWIP	UZ	2000000229	9/30/2012	0.65
88107000	CAP Move-CWIP	UZ	2000000229	9/30/2012	(0.04)
88107000	CAP Move-CWIP	UZ	2000000229	9/30/2012	22.36
88107000	CAP Move-CWIP	UZ	2000000231	9/30/2012	(0.58)
88107000	CAP Move-CWIP	UZ	2000000231	9/30/2012	3.82
88107000	CAP Move-CWIP	UZ	2000000231	9/30/2012	17.52
88107000	CAP Move-CWIP	UZ	2000000231	9/30/2012	34.45
88107000	CAP Move-CWIP	UZ	2000000231	9/30/2012	17.15
88107000	CAP Move-CWIP	UZ	2000000231	9/30/2012	(2.24)
88107000	CAP Move-CWIP	UN	2000000239	9/30/2012	(24,694.49)
88107000	CAP Move-CWIP	UZ	2000000217	9/30/2012	15.54
88107000	CAP Move-CWIP	UZ	2000000217	9/30/2012	172.24
88107000	CAP Move-CWIP	UZ	2000000217	9/30/2012	10,580.08
88107000	CAP Move-CWIP	UZ	2000000218	9/30/2012	10.87
88107000	CAP Move-CWIP	UZ	2000000218	9/30/2012	(330.78)
88107000	CAP Move-CWIP	UZ	2000000218	9/30/2012	18.57
88107000	CAP Move-CWIP	UZ	2000000218	9/30/2012	3.67
88107000	CAP Move-CWIP	UZ	2000000221	9/30/2012	18.29
88107000	CAP Move-CWIP	UZ	2000000229	9/30/2012	(1.83)
88107000	CAP Move-CWIP	UZ	2000000229	9/30/2012	2.06
88107000	CAP Move-CWIP	UZ	2000000229	9/30/2012	14.01
88107000	CAP Move-CWIP	UZ	2000000229	9/30/2012	7.44
88107000	CAP Move-CWIP	UZ	2000000229	9/30/2012	26.70
88107000	CAP Move-CWIP	UZ	2000000229	9/30/2012	0.53
88107000	CAP Move-CWIP	UZ	2000000229	9/30/2012	8.05
88107000	CAP Move-CWIP	UZ	2000000229	9/30/2012	28.19
88107000	CAP Move-CWIP	UZ	2000000229	9/30/2012	3.12
88107000	CAP Move-CWIP	UZ	2000000229	9/30/2012	4.59
88107000	CAP Move-CWIP	UZ	2000000231	9/30/2012	(2.44)
88107000	CAP Move-CWIP	UZ	2000000231	9/30/2012	(0.01)
88107000	CAP Move-CWIP	UZ	2000000231	9/30/2012	(0.48)
88107000	CAP Move-CWIP	UZ	2000000231	9/30/2012	14.21
88107000	CAP Move-CWIP	UZ	2000000231	9/30/2012	(0.04)
88107000	CAP Move-CWIP	UZ	2000000231	9/30/2012	14.33
88107000	CAP Move-CWIP	UN	2000000239	9/30/2012	(10,606.91)
88107000	CAP Move-CWIP	UZ	2000000217	9/30/2012	(3.01)
88107000	CAP Move-CWIP	UZ	2000000217	9/30/2012	13.76
88107000	CAP Move-CWIP	UZ	2000000217	9/30/2012	3.03
88107000	CAP Move-CWIP	UZ	2000000217	9/30/2012	22,579.18
88107000	CAP Move-CWIP	UZ	2000000217	9/30/2012	(526.40)
88107000	CAP Move-CWIP	UZ	2000000217	9/30/2012	8.99
88107000	CAP Move-CWIP	UZ	2000000218	9/30/2012	11.53
88107000	CAP Move-CWIP	UZ	2000000218	9/30/2012	(3.61)
88107000	CAP Move-CWIP	UZ	2000000218	9/30/2012	(32.55)
88107000	CAP Move-CWIP	UZ	2000000218	9/30/2012	128.84
88107000	CAP Move-CWIP	UZ	2000000218	9/30/2012	(0.48)
88107000	CAP Move-CWIP	UZ	2000000221	9/30/2012	4.46
88107000	CAP Move-CWIP	UZ	2000000221	9/30/2012	14.84

## Kentucky American Water Company

Case No. 2012-00520

Response to PSC DR1, Item 31

Account	Description	Doc Type	Document Number	Posting Date	Amount
88107000	CAP Move-CWIP	UZ	2000000229	9/30/2012	(0.02)
88107000	CAP Move-CWIP	UZ	2000000229	9/30/2012	7.96
88107000	CAP Move-CWIP	UZ	2000000229	9/30/2012	4.16
88107000	CAP Move-CWIP	UZ	2000000229	9/30/2012	10.16
88107000	CAP Move-CWIP	UZ	2000000229	9/30/2012	(1.02)
88107000	CAP Move-CWIP	UZ	2000000229	9/30/2012	1.14
88107000	CAP Move-CWIP	UZ	2000000229	9/30/2012	15.66
88107000	CAP Move-CWIP	UZ	2000000229	9/30/2012	7.91
88107000	CAP Move-CWIP	UZ	2000000229	9/30/2012	(0.26)
88107000	CAP Move-CWIP	UZ	2000000231	9/30/2012	0.30
88107000	CAP Move-CWIP	UZ	2000000231	9/30/2012	2.55
88107000	CAP Move-CWIP	UZ	2000000231	9/30/2012	1.73
88107000	CAP Move-CWIP	UZ	2000000231	9/30/2012	(1.36)
88107000	CAP Move-CWIP	UZ	2000000231	9/30/2012	7.80
88107000	CAP Move-CWIP	UN	2000000239	9/30/2012	(22,255.29)
88107000	CAP Move-CWIP	UZ	2000000217	9/30/2012	(244.35)
88107000	CAP Move-CWIP	UZ	2000000217	9/30/2012	25.65
88107000	CAP Move-CWIP	UZ	2000000217	9/30/2012	204.82
88107000	CAP Move-CWIP	UZ	2000000217	9/30/2012	8,049.80
88107000	CAP Move-CWIP	UZ	2000000218	9/30/2012	277.23
88107000	CAP Move-CWIP	UZ	2000000218	9/30/2012	15.43
88107000	CAP Move-CWIP	UZ	2000000218	9/30/2012	157.12
88107000	CAP Move-CWIP	UZ	2000000218	9/30/2012	1.88
88107000	CAP Move-CWIP	UZ	2000000218	9/30/2012	23.45
88107000	CAP Move-CWIP	UZ	2000000221	9/30/2012	(0.01)
88107000	CAP Move-CWIP	UZ	2000000221	9/30/2012	3.17
88107000	CAP Move-CWIP	UZ	2000000229	9/30/2012	22.09
88107000	CAP Move-CWIP	UZ	2000000229	9/30/2012	(0.06)
88107000	CAP Move-CWIP	UZ	2000000229	9/30/2012	43.84
88107000	CAP Move-CWIP	UZ	2000000229	9/30/2012	(2.85)
88107000	CAP Move-CWIP	UZ	2000000229	9/30/2012	7.14
88107000	CAP Move-CWIP	UZ	2000000229	9/30/2012	12.55
88107000	CAP Move-CWIP	UZ	2000000229	9/30/2012	4.86
88107000	CAP Move-CWIP	UZ	2000000231	9/30/2012	0.84
88107000	CAP Move-CWIP	UZ	2000000231	9/30/2012	41.51
88107000	CAP Move-CWIP	UZ	2000000231	9/30/2012	11.59
88107000	CAP Move-CWIP	UZ	2000000231	9/30/2012	(0.74)
88107000	CAP Move-CWIP	UZ	2000000231	9/30/2012	(3.80)
88107000	CAP Move-CWIP	UZ	2000000231	9/30/2012	22.30
88107000	CAP Move-CWIP	UZ	2000000231	9/30/2012	28.44
88107000	CAP Move-CWIP	UZ	2000000232	9/30/2012	21.82
88107000	CAP Move-CWIP	UZ	2000000217	9/30/2012	19.33
88107000	CAP Move-CWIP	UZ	2000000217	9/30/2012	(11.91)
88107000	CAP Move-CWIP	UZ	2000000217	9/30/2012	244.98
88107000	CAP Move-CWIP	UZ	2000000217	9/30/2012	216.71
88107000	CAP Move-CWIP	UZ	2000000217	9/30/2012	8,025.37
88107000	CAP Move-CWIP	UZ	2000000217	9/30/2012	(228.39)
88107000	CAP Move-CWIP	UZ	2000000217	9/30/2012	1.88
88107000	CAP Move-CWIP	UZ	2000000218	9/30/2012	166.25
88107000	CAP Move-CWIP	UZ	2000000218	9/30/2012	(1.10)
88107000	CAP Move-CWIP	UZ	2000000218	9/30/2012	17.62
88107000	CAP Move-CWIP	UZ	2000000218	9/30/2012	(0.79)
88107000	CAP Move-CWIP	UZ	2000000218	9/30/2012	(1.06)

## Kentucky American Water Company

Case No. 2012-00520

Response to PSC DR1, Item 31

Account	Description	Doc Type	Document Number	Posting Date	Amount
88107000	CAP Move-CWIP	UZ	2000000220	9/30/2012	12.86
88107000	CAP Move-CWIP	UZ	2000000221	9/30/2012	4.15
88107000	CAP Move-CWIP	UZ	2000000221	9/30/2012	(0.01)
88107000	CAP Move-CWIP	UZ	2000000229	9/30/2012	18.92
88107000	CAP Move-CWIP	UZ	2000000229	9/30/2012	19.11
88107000	CAP Move-CWIP	UZ	2000000229	9/30/2012	18.71
88107000	CAP Move-CWIP	UZ	2000000229	9/30/2012	9.96
88107000	CAP Move-CWIP	UZ	2000000229	9/30/2012	10.75
88107000	CAP Move-CWIP	UZ	2000000229	9/30/2012	(2.44)
88107000	CAP Move-CWIP	UZ	2000000231	9/30/2012	0.72
88107000	CAP Move-CWIP	UZ	2000000231	9/30/2012	(0.05)
88107000	CAP Move-CWIP	UZ	2000000231	9/30/2012	24.39
88107000	CAP Move-CWIP	UZ	2000000231	9/30/2012	2.73
88107000	CAP Move-CWIP	UZ	2000000231	9/30/2012	(3.26)
88107000	CAP Move-CWIP	UZ	2000000231	9/30/2012	(0.64)
88107000	CAP Move-CWIP	UZ	2000000231	9/30/2012	37.58
88107000	CAP Move-CWIP	UZ	2000000231	9/30/2012	35.59
88107000	CAP Move-CWIP	UZ	2000000231	9/30/2012	6.11
88107000	CAP Move-CWIP	UZ	2000000218	9/30/2012	5.83
88107000	CAP Move-CWIP	UZ	2000000218	9/30/2012	7.60
88107000	CAP Move-CWIP	UZ	2000000220	9/30/2012	(5.44)
88107000	CAP Move-CWIP	UZ	2000000217	9/30/2012	5.89
88107000	CAP Move-CWIP	UZ	2000000217	9/30/2012	7.68
88107000	CAP Move-CWIP	UZ	2000000218	9/30/2012	(5.95)
88107000	CAP Move-CWIP	UZ	2000000217	9/30/2012	(10.11)
88107000	CAP Move-CWIP	UN	2000000239	9/30/2012	10.11
88107000	CAP Move-CWIP	UZ	2000000220	9/30/2012	(10.11)
88107000	CAP Move-CWIP	UN	2000000239	9/30/2012	10.11
88107000	CAP Move-CWIP	UZ	2000000217	9/30/2012	(10.11)
88107000	CAP Move-CWIP	UN	2000000239	9/30/2012	10.11
88107000	CAP Move-CWIP	UZ	2000000218	9/30/2012	(15.16)
88107000	CAP Move-CWIP	UZ	2000000218	9/30/2012	271.01
88107000	CAP Move-CWIP	UZ	2000000218	9/30/2012	207.89
88107000	CAP Move-CWIP	UZ	2000000217	9/30/2012	207.89
88107000	CAP Move-CWIP	UZ	2000000218	9/30/2012	(15.16)
88107000	CAP Move-CWIP	UZ	2000000218	9/30/2012	271.01
88108020	CAP Move-UP A/D Salv	US	2000000238	9/30/2012	(7,400.00)
88108020	CAP Move-UP A/D Salv	US	2000000238	9/30/2012	(6,400.45)
88108020	CAP Move-UP A/D Salv	US	2000000238	9/30/2012	(300.00)
88257000	CAP Move-COR	UC	2000000255	9/30/2012	532.60
88257100	CAP Move-RWIP	UZ	2000000247	9/30/2012	0.54
88257100	CAP Move-RWIP	UZ	2000000247	9/30/2012	(0.10)
88257100	CAP Move-RWIP	UZ	2000000247	9/30/2012	0.25
88257100	CAP Move-RWIP	UZ	2000000247	9/30/2012	0.07
88257100	CAP Move-RWIP	UZ	2000000204	9/30/2012	63.68
88257100	CAP Move-RWIP	UZ	2000000204	9/30/2012	(6.73)
88257100	CAP Move-RWIP	UZ	2000000247	9/30/2012	(1.66)
88257100	CAP Move-RWIP	UZ	2000000247	9/30/2012	0.64
88257100	CAP Move-RWIP	UZ	2000000247	9/30/2012	(3.59)
88257100	CAP Move-RWIP	UZ	2000000247	9/30/2012	(0.47)
88257100	CAP Move-RWIP	UZ	2000000253	9/30/2012	16.84
88257100	CAP Move-RWIP	UZ	2000000204	9/30/2012	(6.63)
88257100	CAP Move-RWIP	UZ	2000000242	9/30/2012	101.74

## Kentucky American Water Company

Case No. 2012-00520

Response to PSC DR1, Item 31

Account	Description	Doc Type	Document Number	Posting Date	Amount
88257100	CAP Move-RWIP	UZ	2000000204	9/30/2012	(632.15)
88257100	CAP Move-RWIP	UZ	2000000242	9/30/2012	9,695.51
88257100	CAP Move-RWIP	UZ	2000000204	9/30/2012	(3.24)
88257100	CAP Move-RWIP	UZ	2000000242	9/30/2012	69.87
88257100	CAP Move-RWIP	UZ	2000000247	9/30/2012	0.30
88257100	CAP Move-RWIP	UZ	2000000247	9/30/2012	0.65
88257100	CAP Move-RWIP	UZ	2000000247	9/30/2012	(0.11)
88257100	CAP Move-RWIP	UZ	2000000247	9/30/2012	0.08
88257100	CAP Move-RWIP	UZ	2000000204	9/30/2012	(4.45)
88257100	CAP Move-RWIP	UZ	2000000242	9/30/2012	85.96
88257100	CAP Move-RWIP	UZ	2000000247	9/30/2012	0.26
88257100	CAP Move-RWIP	UZ	2000000247	9/30/2012	0.56
88257100	CAP Move-RWIP	UZ	2000000247	9/30/2012	0.07
88257100	CAP Move-RWIP	UZ	2000000247	9/30/2012	(0.10)
88257100	CAP Move-RWIP	UZ	2000000204	9/30/2012	(6.65)
88257100	CAP Move-RWIP	UZ	2000000242	9/30/2012	102.06
88257100	CAP Move-RWIP	UZ	2000000204	9/30/2012	(5.19)
88257100	CAP Move-RWIP	UZ	2000000242	9/30/2012	85.96
88257100	CAP Move-RWIP	UZ	2000000247	9/30/2012	(0.04)
88257100	CAP Move-RWIP	UZ	2000000247	9/30/2012	0.20
88257100	CAP Move-RWIP	UZ	2000000247	9/30/2012	0.03
88257100	CAP Move-RWIP	UZ	2000000247	9/30/2012	0.09
88257100	CAP Move-RWIP	UZ	2000000204	9/30/2012	26.28
88257100	CAP Move-RWIP	UZ	2000000204	9/30/2012	564.22
88257100	CAP Move-RWIP	UZ	2000000247	9/30/2012	42.29
88257100	CAP Move-RWIP	UZ	2000000247	9/30/2012	91.60
88257100	CAP Move-RWIP	UZ	2000000247	9/30/2012	(16.27)
88257100	CAP Move-RWIP	UZ	2000000247	9/30/2012	12.04
88257100	CAP Move-RWIP	UZ	2000000253	9/30/2012	3,369.96
88257100	CAP Move-RWIP	UZ	2000000204	9/30/2012	43.57
88257100	CAP Move-RWIP	UZ	2000000247	9/30/2012	(2.21)
88257100	CAP Move-RWIP	UZ	2000000247	9/30/2012	5.74
88257100	CAP Move-RWIP	UZ	2000000247	9/30/2012	1.63
88257100	CAP Move-RWIP	UZ	2000000247	9/30/2012	12.43
88257100	CAP Move-RWIP	UZ	2000000204	9/30/2012	(39.92)
88257100	CAP Move-RWIP	UZ	2000000247	9/30/2012	(2.42)
88257100	CAP Move-RWIP	UZ	2000000247	9/30/2012	3.27
88257100	CAP Move-RWIP	UZ	2000000247	9/30/2012	(8.49)
88257100	CAP Move-RWIP	UZ	2000000247	9/30/2012	(18.39)
88257100	CAP Move-RWIP	UZ	2000000204	9/30/2012	607.63
88257100	CAP Move-RWIP	UZ	2000000204	9/30/2012	192.95
88257100	CAP Move-RWIP	UZ	2000000247	9/30/2012	8.12
88257100	CAP Move-RWIP	UZ	2000000247	9/30/2012	(10.97)
88257100	CAP Move-RWIP	UZ	2000000247	9/30/2012	61.74
88257100	CAP Move-RWIP	UZ	2000000247	9/30/2012	28.51
88257100	CAP Move-RWIP	UZ	2000000253	9/30/2012	1,224.79
88257100	CAP Move-RWIP	UZ	2000000204	9/30/2012	28.00
88257100	CAP Move-RWIP	UZ	2000000204	9/30/2012	45.07
88257100	CAP Move-RWIP	UZ	2000000253	9/30/2012	6.50
88257100	CAP Move-RWIP	UZ	2000000204	9/30/2012	56.11
88257100	CAP Move-RWIP	UZ	2000000204	9/30/2012	(629.16)
88257100	CAP Move-RWIP	UZ	2000000247	9/30/2012	26.77
88257100	CAP Move-RWIP	UZ	2000000247	9/30/2012	12.36

## Kentucky American Water Company

Case No. 2012-00520

Response to PSC DR1, Item 31

Account	Description	Doc Type	Document Number	Posting Date	Amount
88257100	CAP Move-RWIP	UZ	2000000247	9/30/2012	3.52
88257100	CAP Move-RWIP	UZ	2000000247	9/30/2012	(4.76)
88257100	CAP Move-RWIP	UZ	2000000253	9/30/2012	32.60
88257100	CAP Move-RWIP	UZ	2000000204	9/30/2012	1.63
88257100	CAP Move-RWIP	UZ	2000000253	9/30/2012	24.96
88257100	CAP Move-RWIP	UZ	2000000204	9/30/2012	2.12
88257100	CAP Move-RWIP	UZ	2000000204	9/30/2012	(42.38)
88257100	CAP Move-RWIP	UZ	2000000204	9/30/2012	(7.88)
88257100	CAP Move-RWIP	UZ	2000000247	9/30/2012	(0.76)
88257100	CAP Move-RWIP	UZ	2000000247	9/30/2012	(5.75)
88257100	CAP Move-RWIP	UZ	2000000247	9/30/2012	(2.66)
88257100	CAP Move-RWIP	UZ	2000000247	9/30/2012	1.02
88257100	CAP Move-RWIP	UZ	2000000204	9/30/2012	(423.80)
88257100	CAP Move-RWIP	UZ	2000000204	9/30/2012	(525.51)
88257100	CAP Move-RWIP	UZ	2000000204	9/30/2012	(391.86)
88257100	CAP Move-RWIP	UZ	2000000247	9/30/2012	(2.66)
88257100	CAP Move-RWIP	UZ	2000000247	9/30/2012	6.92
88257100	CAP Move-RWIP	UZ	2000000247	9/30/2012	1.97
88257100	CAP Move-RWIP	UZ	2000000247	9/30/2012	14.98
88257100	CAP Move-RWIP	UZ	2000000204	9/30/2012	122.70
88257100	CAP Move-RWIP	UZ	2000000247	9/30/2012	6.24
88257100	CAP Move-RWIP	UZ	2000000247	9/30/2012	21.93
88257100	CAP Move-RWIP	UZ	2000000247	9/30/2012	47.50
88257100	CAP Move-RWIP	UZ	2000000247	9/30/2012	(8.44)
88257100	CAP Move-RWIP	UZ	2000000204	9/30/2012	(3.68)
88257100	CAP Move-RWIP	UZ	2000000247	9/30/2012	0.29
88257100	CAP Move-RWIP	UZ	2000000247	9/30/2012	(1.62)
88257100	CAP Move-RWIP	UZ	2000000247	9/30/2012	(0.75)
88257100	CAP Move-RWIP	UZ	2000000247	9/30/2012	(0.21)
88257100	CAP Move-RWIP	UZ	2000000204	9/30/2012	22.79
88257100	CAP Move-RWIP	UZ	2000000242	9/30/2012	850.00
88257100	CAP Move-RWIP	UZ	2000000190	9/30/2012	(139.00)
88257100	CAP Move-RWIP	US	2000000238	9/30/2012	7,400.00
88257100	CAP Move-RWIP	UZ	2000000190	9/30/2012	(811.83)
88257100	CAP Move-RWIP	US	2000000238	9/30/2012	6,400.45
88257100	CAP Move-RWIP	UZ	2000000190	9/30/2012	(104.95)
88257100	CAP Move-RWIP	UZ	2000000190	9/30/2012	(300.00)
88257100	CAP Move-RWIP	US	2000000238	9/30/2012	300.00
88257100	CAP Move-RWIP	UZ	2000000242	9/30/2012	35,000.00
88257100	CAP Move-RWIP	UZ	2000000242	9/30/2012	5,000.00
88257100	CAP Move-RWIP	UZ	2000000242	9/30/2012	49,716.38
88257100	CAP Move-RWIP	UZ	2000000204	9/30/2012	96.07
88257100	CAP Move-RWIP	UZ	2000000204	9/30/2012	(6.19)
88257100	CAP Move-RWIP	UZ	2000000242	9/30/2012	95.00
88257100	CAP Move-RWIP	UZ	2000000204	9/30/2012	(6.18)
88257100	CAP Move-RWIP	UZ	2000000242	9/30/2012	94.83
88257100	CAP Move-RWIP	UZ	2000000204	9/30/2012	59.43
88257100	CAP Move-RWIP	UZ	2000000247	9/30/2012	2.41
88257100	CAP Move-RWIP	UZ	2000000247	9/30/2012	(3.26)
88257100	CAP Move-RWIP	UZ	2000000247	9/30/2012	18.35
88257100	CAP Move-RWIP	UZ	2000000247	9/30/2012	8.47
88257100	CAP Move-RWIP	UC	2000000255	9/30/2012	(532.60)
88257100	CAP Move-RWIP	UZ	2000000204	9/30/2012	0.31

Kentucky American Water Company  
Case No. 2012-00520  
Response to PSC DR1, Item 31

Account	Description	Doc Type	Document Number	Posting Date	Amount
88271100	CAP Move-CIAC NT	UN	2000000197	9/30/2012	(27,778.00)
88271100	CAP Move-CIAC NT	UN	2000000198	9/30/2012	(43,603.00)
88271170	CAP Move-CIAC NT WIP	UZ	2000000193	9/30/2012	(43,603.00)
88271170	CAP Move-CIAC NT WIP	UN	2000000197	9/30/2012	27,778.00
88271170	CAP Move-CIAC NT WIP	UN	2000000198	9/30/2012	43,603.00
88271200	CAP Move-CIAC Tax	UN	2000000197	9/30/2012	(1,569.00)
88271200	CAP Move-CIAC Tax	UN	2000000198	9/30/2012	(39,306.00)
88271270	CAP Move-CIAC Tx WIP	UZ	2000000193	9/30/2012	(39,306.00)
88271270	CAP Move-CIAC Tx WIP	UN	2000000197	9/30/2012	1,569.00
88271270	CAP Move-CIAC Tx WIP	UN	2000000198	9/30/2012	39,306.00
88900000	CAP Move-Settlement	UZ	2000000204	9/30/2012	(2,097.55)
88900000	CAP Move-Settlement	UZ	2000000204	9/30/2012	23.24
88900000	CAP Move-Settlement	UZ	2000000247	9/30/2012	11.03
88900000	CAP Move-Settlement	UZ	2000000247	9/30/2012	1.45
88900000	CAP Move-Settlement	UZ	2000000247	9/30/2012	(1.96)
88900000	CAP Move-Settlement	UZ	2000000247	9/30/2012	5.10
88900000	CAP Move-Settlement	UZ	2000000204	9/30/2012	(447.64)
88900000	CAP Move-Settlement	UZ	2000000204	9/30/2012	138.51
88900000	CAP Move-Settlement	UZ	2000000247	9/30/2012	(5.88)
88900000	CAP Move-Settlement	UZ	2000000247	9/30/2012	33.12
88900000	CAP Move-Settlement	UZ	2000000247	9/30/2012	4.35
88900000	CAP Move-Settlement	UZ	2000000247	9/30/2012	15.29
88900000	CAP Move-Settlement	UZ	2000000204	9/30/2012	(246.01)
88900000	CAP Move-Settlement	UZ	2000000204	9/30/2012	(673.52)
88900000	CAP Move-Settlement	UZ	2000000242	9/30/2012	(55,055.00)
88900000	CAP Move-Settlement	UZ	2000000244	9/30/2012	(805.00)
88900000	CAP Move-Settlement	UZ	2000000247	9/30/2012	55.11
88900000	CAP Move-Settlement	UZ	2000000247	9/30/2012	(40.78)
88900000	CAP Move-Settlement	UZ	2000000247	9/30/2012	(310.26)
88900000	CAP Move-Settlement	UZ	2000000247	9/30/2012	(143.26)
88900000	CAP Move-Settlement	UZ	2000000204	9/30/2012	(140.47)
88900000	CAP Move-Settlement	UZ	2000000247	9/30/2012	(8.56)
88900000	CAP Move-Settlement	UZ	2000000247	9/30/2012	(30.08)
88900000	CAP Move-Settlement	UZ	2000000247	9/30/2012	11.57
88900000	CAP Move-Settlement	UZ	2000000247	9/30/2012	(65.14)
88900000	CAP Move-Settlement	UZ	2000000204	9/30/2012	(2.71)
88900000	CAP Move-Settlement	UZ	2000000204	9/30/2012	(621.58)
88900000	CAP Move-Settlement	UZ	2000000247	9/30/2012	27.07
88900000	CAP Move-Settlement	UZ	2000000247	9/30/2012	12.50
88900000	CAP Move-Settlement	UZ	2000000247	9/30/2012	3.56
88900000	CAP Move-Settlement	UZ	2000000247	9/30/2012	(4.81)
88900000	CAP Move-Settlement	UZ	2000000204	9/30/2012	(53.75)
88900000	CAP Move-Settlement	UZ	2000000247	9/30/2012	(11.56)
88900000	CAP Move-Settlement	UZ	2000000247	9/30/2012	4.45
88900000	CAP Move-Settlement	UZ	2000000247	9/30/2012	(25.03)
88900000	CAP Move-Settlement	UZ	2000000247	9/30/2012	(3.29)
88900000	CAP Move-Settlement	UZ	2000000204	9/30/2012	(115.49)
88900000	CAP Move-Settlement	UZ	2000000247	9/30/2012	(27.03)
88900000	CAP Move-Settlement	UZ	2000000247	9/30/2012	10.40
88900000	CAP Move-Settlement	UZ	2000000247	9/30/2012	(7.69)
88900000	CAP Move-Settlement	UZ	2000000247	9/30/2012	(58.53)
88900000	CAP Move-Settlement	UZ	2000000204	9/30/2012	(413.97)
88900000	CAP Move-Settlement	UZ	2000000247	9/30/2012	(91.41)



Kentucky American Water Company  
Case No. 2012-00520  
Response to PSC DR1, Item 31

Account	Description	Doc Type	Document Number	Posting Date	Amount
88900000	CAP Move-Settlement	UZ	2000000247	9/30/2012	(197.97)
88900000	CAP Move-Settlement	UZ	2000000247	9/30/2012	35.16
88900000	CAP Move-Settlement	UZ	2000000247	9/30/2012	(26.02)
88900000	CAP Move-Settlement	UZ	2000000204	9/30/2012	(439.04)
88900000	CAP Move-Settlement	UZ	2000000204	9/30/2012	(1,043.53)
88900000	CAP Move-Settlement	UZ	2000000247	9/30/2012	9.62
88900000	CAP Move-Settlement	UZ	2000000247	9/30/2012	(54.13)
88900000	CAP Move-Settlement	UZ	2000000247	9/30/2012	(7.12)
88900000	CAP Move-Settlement	UZ	2000000247	9/30/2012	(25.00)
88900000	CAP Move-Settlement	UZ	2000000204	9/30/2012	38.94
88900000	CAP Move-Settlement	UZ	2000000247	9/30/2012	8.50
88900000	CAP Move-Settlement	UZ	2000000247	9/30/2012	2.42
88900000	CAP Move-Settlement	UZ	2000000247	9/30/2012	(3.27)
88900000	CAP Move-Settlement	UZ	2000000247	9/30/2012	18.42
88900000	CAP Move-Settlement	UZ	2000000204	9/30/2012	(233.59)
88900000	CAP Move-Settlement	UZ	2000000247	9/30/2012	(106.16)
88900000	CAP Move-Settlement	UZ	2000000247	9/30/2012	(49.01)
88900000	CAP Move-Settlement	UZ	2000000247	9/30/2012	(13.95)
88900000	CAP Move-Settlement	UZ	2000000247	9/30/2012	18.86
88900000	CAP Move-Settlement	UZ	2000000253	9/30/2012	(387.41)
88900000	CAP Move-Settlement	UZ	2000000204	9/30/2012	(627.52)
88900000	CAP Move-Settlement	UZ	2000000204	9/30/2012	(1,097.32)
88900000	CAP Move-Settlement	UZ	2000000247	9/30/2012	(7.12)
88900000	CAP Move-Settlement	UZ	2000000247	9/30/2012	9.62
88900000	CAP Move-Settlement	UZ	2000000247	9/30/2012	(54.13)
88900000	CAP Move-Settlement	UZ	2000000247	9/30/2012	(25.00)
88900000	CAP Move-Settlement	UZ	2000000204	9/30/2012	(19.25)
88900000	CAP Move-Settlement	UZ	2000000247	9/30/2012	1.73
88900000	CAP Move-Settlement	UZ	2000000247	9/30/2012	(1.28)
88900000	CAP Move-Settlement	UZ	2000000247	9/30/2012	(4.50)
88900000	CAP Move-Settlement	UZ	2000000247	9/30/2012	(9.75)
88900000	CAP Move-Settlement	UZ	2000000204	9/30/2012	(212.55)
88900000	CAP Move-Settlement	UZ	2000000247	9/30/2012	(2.98)
88900000	CAP Move-Settlement	UZ	2000000247	9/30/2012	7.75
88900000	CAP Move-Settlement	UZ	2000000247	9/30/2012	2.20
88900000	CAP Move-Settlement	UZ	2000000247	9/30/2012	16.76
88900000	CAP Move-Settlement	UZ	2000000204	9/30/2012	56.04
88900000	CAP Move-Settlement	UZ	2000000242	9/30/2012	(9,500.00)
88900000	CAP Move-Settlement	UZ	2000000247	9/30/2012	3.43
88900000	CAP Move-Settlement	UZ	2000000247	9/30/2012	26.06
88900000	CAP Move-Settlement	UZ	2000000247	9/30/2012	(4.63)
88900000	CAP Move-Settlement	UZ	2000000247	9/30/2012	12.03
88900000	CAP Move-Settlement	UZ	2000000204	9/30/2012	(321.65)
88900000	CAP Move-Settlement	UZ	2000000204	9/30/2012	1,721.37
88900000	CAP Move-Settlement	UZ	2000000204	9/30/2012	(550.06)
88900000	CAP Move-Settlement	UZ	2000000204	9/30/2012	(640.50)
88900000	CAP Move-Settlement	UZ	2000000218	9/30/2012	(2,116.64)
88900000	CAP Move-Settlement	UZ	2000000218	9/30/2012	(1,623.73)
88900000	CAP Move-Settlement	UZ	2000000247	9/30/2012	(1.61)
88900000	CAP Move-Settlement	UZ	2000000247	9/30/2012	(6.37)
88900000	CAP Move-Settlement	UZ	2000000247	9/30/2012	(3.47)
88900000	CAP Move-Settlement	UZ	2000000247	9/30/2012	8.60
88900000	CAP Move-Settlement	UZ	2000000247	9/30/2012	(22.36)

Kentucky American Water Company  
Case No. 2012-00520  
Response to PSC DR1, Item 31

Account	Description	Doc Type	Document Number	Posting Date	Amount
88900000	CAP Move-Settlement	UZ	2000000247	9/30/2012	0.62
88900000	CAP Move-Settlement	UZ	2000000247	9/30/2012	(48.43)
88900000	CAP Move-Settlement	UZ	2000000247	9/30/2012	(0.46)
88900000	CAP Move-Settlement	UZ	2000000204	9/30/2012	464.77
88900000	CAP Move-Settlement	UZ	2000000204	9/30/2012	(1,470.71)
88900000	CAP Move-Settlement	UZ	2000000204	9/30/2012	(117.76)
88900000	CAP Move-Settlement	UZ	2000000204	9/30/2012	7,691.11
88900000	CAP Move-Settlement	UZ	2000000217	9/30/2012	(1,886.08)
88900000	CAP Move-Settlement	UZ	2000000218	9/30/2012	(2,458.64)
88900000	CAP Move-Settlement	UZ	2000000244	9/30/2012	(121,806.32)
88900000	CAP Move-Settlement	UZ	2000000247	9/30/2012	(43.53)
88900000	CAP Move-Settlement	UZ	2000000247	9/30/2012	7.73
88900000	CAP Move-Settlement	UZ	2000000247	9/30/2012	(5.72)
88900000	CAP Move-Settlement	UZ	2000000247	9/30/2012	(18.55)
88900000	CAP Move-Settlement	UZ	2000000247	9/30/2012	3.30
88900000	CAP Move-Settlement	UZ	2000000247	9/30/2012	(8.57)
88900000	CAP Move-Settlement	UZ	2000000247	9/30/2012	(20.10)
88900000	CAP Move-Settlement	UZ	2000000247	9/30/2012	(2.44)
88900000	CAP Move-Settlement	UZ	2000000204	9/30/2012	22,078.01
88900000	CAP Move-Settlement	UZ	2000000207	9/30/2012	(22,078.01)
88900000	CAP Move-Settlement	UZ	2000000217	9/30/2012	(2,691.12)
88900000	CAP Move-Settlement	UZ	2000000218	9/30/2012	(2,064.42)
88900000	CAP Move-Settlement	UZ	2000000242	9/30/2012	(338,619.83)
88900000	CAP Move-Settlement	UZ	2000000204	9/30/2012	2,934.00
88900000	CAP Move-Settlement	UZ	2000000207	9/30/2012	(2,934.00)
88900000	CAP Move-Settlement	UZ	2000000217	9/30/2012	(238.15)
88900000	CAP Move-Settlement	UZ	2000000217	9/30/2012	(182.69)
88900000	CAP Move-Settlement	UZ	2000000217	9/30/2012	(257.63)
88900000	CAP Move-Settlement	UZ	2000000218	9/30/2012	(4,815.08)
88900000	CAP Move-Settlement	UZ	2000000218	9/30/2012	(219.07)
88900000	CAP Move-Settlement	UZ	2000000220	9/30/2012	(436.80)
88900000	CAP Move-Settlement	UZ	2000000221	9/30/2012	544.86
88900000	CAP Move-Settlement	UZ	2000000229	9/30/2012	(279.97)
88900000	CAP Move-Settlement	UZ	2000000229	9/30/2012	7.64
88900000	CAP Move-Settlement	UZ	2000000229	9/30/2012	(134.60)
88900000	CAP Move-Settlement	UZ	2000000229	9/30/2012	(30.42)
88900000	CAP Move-Settlement	UZ	2000000229	9/30/2012	(525.30)
88900000	CAP Move-Settlement	UZ	2000000229	9/30/2012	5.44
88900000	CAP Move-Settlement	UZ	2000000229	9/30/2012	(69.63)
88900000	CAP Move-Settlement	UZ	2000000229	9/30/2012	(26.77)
88900000	CAP Move-Settlement	UZ	2000000231	9/30/2012	102.35
88900000	CAP Move-Settlement	UZ	2000000231	9/30/2012	(47.65)
88900000	CAP Move-Settlement	UZ	2000000231	9/30/2012	(36.32)
88900000	CAP Move-Settlement	UZ	2000000231	9/30/2012	(40.19)
88900000	CAP Move-Settlement	UZ	2000000231	9/30/2012	(243.92)
88900000	CAP Move-Settlement	UZ	2000000231	9/30/2012	(995.82)
88900000	CAP Move-Settlement	UZ	2000000242	9/30/2012	(45,000.00)
88900000	CAP Move-Settlement	UZ	2000000204	9/30/2012	(999.84)
88900000	CAP Move-Settlement	UZ	2000000204	9/30/2012	(912.25)
88900000	CAP Move-Settlement	UZ	2000000204	9/30/2012	539.50
88900000	CAP Move-Settlement	UZ	2000000207	9/30/2012	(539.50)
88900000	CAP Move-Settlement	UZ	2000000218	9/30/2012	(1,261.17)
88900000	CAP Move-Settlement	UZ	2000000220	9/30/2012	(1,644.03)

Kentucky American Water Company  
Case No. 2012-00520  
Response to PSC DR1, Item 31

Account	Description	Doc Type	Document Number	Posting Date	Amount
88900000	CAP Move-Settlement	UZ	2000000242	9/30/2012	(46,259.35)
88900000	CAP Move-Settlement	UZ	2000000247	9/30/2012	(46.66)
88900000	CAP Move-Settlement	UZ	2000000247	9/30/2012	(13.28)
88900000	CAP Move-Settlement	UZ	2000000247	9/30/2012	(101.06)
88900000	CAP Move-Settlement	UZ	2000000247	9/30/2012	17.95
88900000	CAP Move-Settlement	UZ	2000000242	9/30/2012	(24,300.70)
88900000	CAP Move-Settlement	UZ	2000000204	9/30/2012	(529.75)
88900000	CAP Move-Settlement	UZ	2000000204	9/30/2012	(2,189.31)
88900000	CAP Move-Settlement	UZ	2000000217	9/30/2012	(1,305.54)
88900000	CAP Move-Settlement	UZ	2000000218	9/30/2012	(1,701.87)
88900000	CAP Move-Settlement	UZ	2000000252	9/30/2012	(161,338.03)
88900000	CAP Move-Settlement	UZ	2000000217	9/30/2012	(28.31)
88900000	CAP Move-Settlement	UZ	2000000218	9/30/2012	(36.91)
88900000	CAP Move-Settlement	UZ	2000000204	9/30/2012	(63.68)
88900000	CAP Move-Settlement	UZ	2000000204	9/30/2012	(7.08)
88900000	CAP Move-Settlement	UZ	2000000204	9/30/2012	6.73
88900000	CAP Move-Settlement	UZ	2000000204	9/30/2012	666.36
88900000	CAP Move-Settlement	UZ	2000000217	9/30/2012	(133.64)
88900000	CAP Move-Settlement	UZ	2000000218	9/30/2012	(102.52)
88900000	CAP Move-Settlement	UZ	2000000247	9/30/2012	47.23
88900000	CAP Move-Settlement	UZ	2000000247	9/30/2012	165.92
88900000	CAP Move-Settlement	UZ	2000000247	9/30/2012	(63.83)
88900000	CAP Move-Settlement	UZ	2000000247	9/30/2012	359.31
88900000	CAP Move-Settlement	UZ	2000000253	9/30/2012	(1,684.20)
88900000	CAP Move-Settlement	UZ	2000000204	9/30/2012	6.63
88900000	CAP Move-Settlement	UZ	2000000204	9/30/2012	656.70
88900000	CAP Move-Settlement	UZ	2000000207	9/30/2012	(663.34)
88900000	CAP Move-Settlement	UZ	2000000217	9/30/2012	(28.07)
88900000	CAP Move-Settlement	UZ	2000000217	9/30/2012	(36.59)
88900000	CAP Move-Settlement	UZ	2000000242	9/30/2012	(10,173.85)
88900000	CAP Move-Settlement	UZ	2000000204	9/30/2012	33.27
88900000	CAP Move-Settlement	UZ	2000000204	9/30/2012	632.15
88900000	CAP Move-Settlement	UZ	2000000207	9/30/2012	(665.42)
88900000	CAP Move-Settlement	UZ	2000000218	9/30/2012	(1.55)
88900000	CAP Move-Settlement	UZ	2000000218	9/30/2012	(1.19)
88900000	CAP Move-Settlement	UZ	2000000242	9/30/2012	(10,205.80)
88900000	CAP Move-Settlement	UZ	2000000204	9/30/2012	320.96
88900000	CAP Move-Settlement	UZ	2000000204	9/30/2012	3.24
88900000	CAP Move-Settlement	UZ	2000000207	9/30/2012	(455.58)
88900000	CAP Move-Settlement	UZ	2000000217	9/30/2012	(21.39)
88900000	CAP Move-Settlement	UZ	2000000218	9/30/2012	(27.88)
88900000	CAP Move-Settlement	UZ	2000000242	9/30/2012	(6,987.40)
88900000	CAP Move-Settlement	UZ	2000000247	9/30/2012	(64.51)
88900000	CAP Move-Settlement	UZ	2000000247	9/30/2012	(29.79)
88900000	CAP Move-Settlement	UZ	2000000247	9/30/2012	11.46
88900000	CAP Move-Settlement	UZ	2000000247	9/30/2012	(8.48)
88900000	CAP Move-Settlement	UZ	2000000204	9/30/2012	440.95
88900000	CAP Move-Settlement	UZ	2000000204	9/30/2012	4.45
88900000	CAP Move-Settlement	UZ	2000000207	9/30/2012	(560.49)
88900000	CAP Move-Settlement	UZ	2000000218	9/30/2012	(18.89)
88900000	CAP Move-Settlement	UZ	2000000220	9/30/2012	(24.62)
88900000	CAP Move-Settlement	UZ	2000000242	9/30/2012	(8,596.46)
88900000	CAP Move-Settlement	UZ	2000000247	9/30/2012	10.03

Kentucky American Water Company  
Case No. 2012-00520  
Response to PSC DR1, Item 31

Account	Description	Doc Type	Document Number	Posting Date	Amount
88900000	CAP Move-Settlement	UZ	2000000247	9/30/2012	(26.07)
88900000	CAP Move-Settlement	UZ	2000000247	9/30/2012	(56.45)
88900000	CAP Move-Settlement	UZ	2000000247	9/30/2012	(7.42)
88900000	CAP Move-Settlement	UZ	2000000204	9/30/2012	658.76
88900000	CAP Move-Settlement	UZ	2000000204	9/30/2012	6.65
88900000	CAP Move-Settlement	UZ	2000000207	9/30/2012	(665.42)
88900000	CAP Move-Settlement	UZ	2000000217	9/30/2012	(18.45)
88900000	CAP Move-Settlement	UZ	2000000217	9/30/2012	(14.15)
88900000	CAP Move-Settlement	UZ	2000000242	9/30/2012	(10,205.80)
88900000	CAP Move-Settlement	UZ	2000000204	9/30/2012	514.28
88900000	CAP Move-Settlement	UZ	2000000204	9/30/2012	5.19
88900000	CAP Move-Settlement	UZ	2000000207	9/30/2012	(560.49)
88900000	CAP Move-Settlement	UZ	2000000217	9/30/2012	(22.44)
88900000	CAP Move-Settlement	UZ	2000000218	9/30/2012	(17.21)
88900000	CAP Move-Settlement	UZ	2000000242	9/30/2012	(8,596.46)
88900000	CAP Move-Settlement	UZ	2000000247	9/30/2012	3.58
88900000	CAP Move-Settlement	UZ	2000000247	9/30/2012	(9.31)
88900000	CAP Move-Settlement	UZ	2000000247	9/30/2012	(20.16)
88900000	CAP Move-Settlement	UZ	2000000247	9/30/2012	(2.65)
88900000	CAP Move-Settlement	UZ	2000000204	9/30/2012	(5.91)
88900000	CAP Move-Settlement	UZ	2000000247	9/30/2012	(1.27)
88900000	CAP Move-Settlement	UZ	2000000247	9/30/2012	(0.36)
88900000	CAP Move-Settlement	UZ	2000000247	9/30/2012	0.49
88900000	CAP Move-Settlement	UZ	2000000247	9/30/2012	(2.74)
88900000	CAP Move-Settlement	UZ	2000000204	9/30/2012	(2.15)
88900000	CAP Move-Settlement	UZ	2000000247	9/30/2012	0.16
88900000	CAP Move-Settlement	UZ	2000000247	9/30/2012	(0.12)
88900000	CAP Move-Settlement	UZ	2000000247	9/30/2012	(0.43)
88900000	CAP Move-Settlement	UZ	2000000247	9/30/2012	(0.93)
88900000	CAP Move-Settlement	UZ	2000000204	9/30/2012	(84.76)
88900000	CAP Move-Settlement	UZ	2000000204	9/30/2012	(740.50)
88900000	CAP Move-Settlement	UZ	2000000207	9/30/2012	(183.46)
88900000	CAP Move-Settlement	UZ	2000000247	9/30/2012	(76.90)
88900000	CAP Move-Settlement	UZ	2000000247	9/30/2012	(21.89)
88900000	CAP Move-Settlement	UZ	2000000247	9/30/2012	(166.55)
88900000	CAP Move-Settlement	UZ	2000000247	9/30/2012	29.58
88900000	CAP Move-Settlement	UZ	2000000253	9/30/2012	(5,467.13)
88900000	CAP Move-Settlement	UZ	2000000204	9/30/2012	(177.32)
88900000	CAP Move-Settlement	UZ	2000000247	9/30/2012	14.88
88900000	CAP Move-Settlement	UZ	2000000247	9/30/2012	4.24
88900000	CAP Move-Settlement	UZ	2000000247	9/30/2012	(5.72)
88900000	CAP Move-Settlement	UZ	2000000247	9/30/2012	32.22
88900000	CAP Move-Settlement	UZ	2000000253	9/30/2012	(278.00)
88900000	CAP Move-Settlement	UZ	2000000204	9/30/2012	(31.03)
88900000	CAP Move-Settlement	UZ	2000000204	9/30/2012	(357.76)
88900000	CAP Move-Settlement	UZ	2000000247	9/30/2012	25.58
88900000	CAP Move-Settlement	UZ	2000000247	9/30/2012	(144.03)
88900000	CAP Move-Settlement	UZ	2000000247	9/30/2012	(66.50)
88900000	CAP Move-Settlement	UZ	2000000247	9/30/2012	(18.93)
88900000	CAP Move-Settlement	UZ	2000000253	9/30/2012	(1,229.00)
88900000	CAP Move-Settlement	UZ	2000000204	9/30/2012	(34.33)
88900000	CAP Move-Settlement	UZ	2000000217	9/30/2012	(27.36)
88900000	CAP Move-Settlement	UZ	2000000218	9/30/2012	(35.67)

Kentucky American Water Company  
Case No. 2012-00520  
Response to PSC DR1, Item 31

Account	Description	Doc Type	Document Number	Posting Date	Amount
88900000	CAP Move-Settlement	UZ	2000000204	9/30/2012	(1,255.83)
88900000	CAP Move-Settlement	UZ	2000000204	9/30/2012	(58.48)
88900000	CAP Move-Settlement	UZ	2000000204	9/30/2012	(564.22)
88900000	CAP Move-Settlement	UZ	2000000204	9/30/2012	(26.28)
88900000	CAP Move-Settlement	UZ	2000000207	9/30/2012	(41.32)
88900000	CAP Move-Settlement	UZ	2000000247	9/30/2012	(38.84)
88900000	CAP Move-Settlement	UZ	2000000247	9/30/2012	(295.48)
88900000	CAP Move-Settlement	UZ	2000000247	9/30/2012	(136.43)
88900000	CAP Move-Settlement	UZ	2000000247	9/30/2012	52.49
88900000	CAP Move-Settlement	UZ	2000000253	9/30/2012	(10,870.84)
88900000	CAP Move-Settlement	UZ	2000000204	9/30/2012	(43.57)
88900000	CAP Move-Settlement	UZ	2000000204	9/30/2012	(96.97)
88900000	CAP Move-Settlement	UZ	2000000247	9/30/2012	7.12
88900000	CAP Move-Settlement	UZ	2000000247	9/30/2012	(18.51)
88900000	CAP Move-Settlement	UZ	2000000247	9/30/2012	(5.27)
88900000	CAP Move-Settlement	UZ	2000000247	9/30/2012	(40.09)
88900000	CAP Move-Settlement	UZ	2000000204	9/30/2012	(69.72)
88900000	CAP Move-Settlement	UZ	2000000247	9/30/2012	(4.28)
88900000	CAP Move-Settlement	UZ	2000000247	9/30/2012	(15.04)
88900000	CAP Move-Settlement	UZ	2000000247	9/30/2012	5.79
88900000	CAP Move-Settlement	UZ	2000000247	9/30/2012	(32.57)
88900000	CAP Move-Settlement	UZ	2000000253	9/30/2012	(20,300.30)
88900000	CAP Move-Settlement	UZ	2000000204	9/30/2012	3,390.40
88900000	CAP Move-Settlement	UZ	2000000204	9/30/2012	(360.23)
88900000	CAP Move-Settlement	UZ	2000000207	9/30/2012	(3,390.40)
88900000	CAP Move-Settlement	UZ	2000000204	9/30/2012	1,010.60
88900000	CAP Move-Settlement	UZ	2000000204	9/30/2012	(137.90)
88900000	CAP Move-Settlement	UZ	2000000207	9/30/2012	(1,010.60)
88900000	CAP Move-Settlement	UZ	2000000204	9/30/2012	(55.42)
88900000	CAP Move-Settlement	UZ	2000000204	9/30/2012	2,608.00
88900000	CAP Move-Settlement	UZ	2000000204	9/30/2012	(166.26)
88900000	CAP Move-Settlement	UZ	2000000207	9/30/2012	(2,608.00)
88900000	CAP Move-Settlement	UZ	2000000204	9/30/2012	(5,816.26)
88900000	CAP Move-Settlement	UZ	2000000204	9/30/2012	(296.27)
88900000	CAP Move-Settlement	UZ	2000000247	9/30/2012	(15.71)
88900000	CAP Move-Settlement	UZ	2000000247	9/30/2012	(119.50)
88900000	CAP Move-Settlement	UZ	2000000247	9/30/2012	(55.18)
88900000	CAP Move-Settlement	UZ	2000000247	9/30/2012	21.23
88900000	CAP Move-Settlement	UZ	2000000193	9/30/2012	39,306.00
88900000	CAP Move-Settlement	UZ	2000000193	9/30/2012	43,603.00
88900000	CAP Move-Settlement	UZ	2000000204	9/30/2012	88.86
88900000	CAP Move-Settlement	UZ	2000000204	9/30/2012	39.92
88900000	CAP Move-Settlement	UZ	2000000247	9/30/2012	7.80
88900000	CAP Move-Settlement	UZ	2000000247	9/30/2012	(10.54)
88900000	CAP Move-Settlement	UZ	2000000247	9/30/2012	59.31
88900000	CAP Move-Settlement	UZ	2000000247	9/30/2012	27.39
88900000	CAP Move-Settlement	UZ	2000000204	9/30/2012	(1,352.47)
88900000	CAP Move-Settlement	UZ	2000000204	9/30/2012	(607.63)
88900000	CAP Move-Settlement	UZ	2000000204	9/30/2012	(192.95)
88900000	CAP Move-Settlement	UZ	2000000204	9/30/2012	(429.48)
88900000	CAP Move-Settlement	UZ	2000000207	9/30/2012	(74.01)
88900000	CAP Move-Settlement	UZ	2000000247	9/30/2012	(91.96)
88900000	CAP Move-Settlement	UZ	2000000247	9/30/2012	(199.15)

Kentucky American Water Company  
Case No. 2012-00520  
Response to PSC DR1, Item 31

Account	Description	Doc Type	Document Number	Posting Date	Amount
88900000	CAP Move-Settlement	UZ	2000000247	9/30/2012	35.38
88900000	CAP Move-Settlement	UZ	2000000247	9/30/2012	(26.18)
88900000	CAP Move-Settlement	UZ	2000000253	9/30/2012	(3,950.93)
88900000	CAP Move-Settlement	UZ	2000000204	9/30/2012	(62.32)
88900000	CAP Move-Settlement	UZ	2000000204	9/30/2012	(28.00)
88900000	CAP Move-Settlement	UZ	2000000204	9/30/2012	(100.32)
88900000	CAP Move-Settlement	UZ	2000000204	9/30/2012	(45.07)
88900000	CAP Move-Settlement	UZ	2000000218	9/30/2012	(11.68)
88900000	CAP Move-Settlement	UZ	2000000218	9/30/2012	(15.23)
88900000	CAP Move-Settlement	UZ	2000000217	9/30/2012	(3.34)
88900000	CAP Move-Settlement	UZ	2000000218	9/30/2012	(2.56)
88900000	CAP Move-Settlement	UZ	2000000204	9/30/2012	(41.73)
88900000	CAP Move-Settlement	UZ	2000000204	9/30/2012	(53.79)
88900000	CAP Move-Settlement	UZ	2000000204	9/30/2012	(6.85)
88900000	CAP Move-Settlement	UZ	2000000204	9/30/2012	1,891.06
88900000	CAP Move-Settlement	UZ	2000000207	9/30/2012	(1,891.06)
88900000	CAP Move-Settlement	UZ	2000000242	9/30/2012	(27,034.09)
88900000	CAP Move-Settlement	UZ	2000000204	9/30/2012	(123.95)
88900000	CAP Move-Settlement	UZ	2000000204	9/30/2012	(1,444.83)
88900000	CAP Move-Settlement	UZ	2000000247	9/30/2012	11.32
88900000	CAP Move-Settlement	UZ	2000000247	9/30/2012	(63.74)
88900000	CAP Move-Settlement	UZ	2000000247	9/30/2012	(8.38)
88900000	CAP Move-Settlement	UZ	2000000247	9/30/2012	(29.43)
88900000	CAP Move-Settlement	UZ	2000000204	9/30/2012	(169.19)
88900000	CAP Move-Settlement	UZ	2000000253	9/30/2012	(50.00)
88900000	CAP Move-Settlement	UZ	2000000204	9/30/2012	(56.11)
88900000	CAP Move-Settlement	UZ	2000000204	9/30/2012	(375.51)
88900000	CAP Move-Settlement	UZ	2000000204	9/30/2012	629.16
88900000	CAP Move-Settlement	UZ	2000000204	9/30/2012	4,210.48
88900000	CAP Move-Settlement	UZ	2000000207	9/30/2012	(5,583.32)
88900000	CAP Move-Settlement	UZ	2000000247	9/30/2012	36.59
88900000	CAP Move-Settlement	UZ	2000000247	9/30/2012	(27.07)
88900000	CAP Move-Settlement	UZ	2000000247	9/30/2012	(205.96)
88900000	CAP Move-Settlement	UZ	2000000247	9/30/2012	(95.10)
88900000	CAP Move-Settlement	UZ	2000000253	9/30/2012	(250.80)
88900000	CAP Move-Settlement	UZ	2000000204	9/30/2012	(10.89)
88900000	CAP Move-Settlement	UZ	2000000204	9/30/2012	(1.63)
88900000	CAP Move-Settlement	UZ	2000000253	9/30/2012	(192.00)
88900000	CAP Move-Settlement	UZ	2000000204	9/30/2012	(2.12)
88900000	CAP Move-Settlement	UZ	2000000204	9/30/2012	(14.18)
88900000	CAP Move-Settlement	UZ	2000000204	9/30/2012	283.62
88900000	CAP Move-Settlement	UZ	2000000204	9/30/2012	42.38
88900000	CAP Move-Settlement	UZ	2000000207	9/30/2012	(326.00)
88900000	CAP Move-Settlement	UZ	2000000204	9/30/2012	7.88
88900000	CAP Move-Settlement	UZ	2000000204	9/30/2012	52.72
88900000	CAP Move-Settlement	UZ	2000000247	9/30/2012	5.82
88900000	CAP Move-Settlement	UZ	2000000247	9/30/2012	(7.86)
88900000	CAP Move-Settlement	UZ	2000000247	9/30/2012	20.44
88900000	CAP Move-Settlement	UZ	2000000247	9/30/2012	44.26
88900000	CAP Move-Settlement	UZ	2000000204	9/30/2012	2,836.20
88900000	CAP Move-Settlement	UZ	2000000204	9/30/2012	423.80
88900000	CAP Move-Settlement	UZ	2000000207	9/30/2012	(3,260.00)
88900000	CAP Move-Settlement	UZ	2000000204	9/30/2012	525.51

## Kentucky American Water Company

Case No. 2012-00520

Response to PSC DR1, Item 31

Account	Description	Doc Type	Document Number	Posting Date	Amount
88900000	CAP Move-Settlement	UZ	2000000204	9/30/2012	3,516.89
88900000	CAP Move-Settlement	UZ	2000000207	9/30/2012	(4,042.40)
88900000	CAP Move-Settlement	UZ	2000000204	9/30/2012	2,622.43
88900000	CAP Move-Settlement	UZ	2000000204	9/30/2012	391.86
88900000	CAP Move-Settlement	UZ	2000000207	9/30/2012	(5,324.39)
88900000	CAP Move-Settlement	UZ	2000000247	9/30/2012	(53.20)
88900000	CAP Move-Settlement	UZ	2000000247	9/30/2012	(115.21)
88900000	CAP Move-Settlement	UZ	2000000247	9/30/2012	(15.14)
88900000	CAP Move-Settlement	UZ	2000000247	9/30/2012	20.47
88900000	CAP Move-Settlement	UZ	2000000204	9/30/2012	(821.17)
88900000	CAP Move-Settlement	UZ	2000000204	9/30/2012	(122.70)
88900000	CAP Move-Settlement	UZ	2000000247	9/30/2012	(365.37)
88900000	CAP Move-Settlement	UZ	2000000247	9/30/2012	(48.03)
88900000	CAP Move-Settlement	UZ	2000000247	9/30/2012	(168.71)
88900000	CAP Move-Settlement	UZ	2000000247	9/30/2012	64.90
88900000	CAP Move-Settlement	UZ	2000000204	9/30/2012	24.61
88900000	CAP Move-Settlement	UZ	2000000204	9/30/2012	3.68
88900000	CAP Move-Settlement	UZ	2000000247	9/30/2012	1.64
88900000	CAP Move-Settlement	UZ	2000000247	9/30/2012	12.49
88900000	CAP Move-Settlement	UZ	2000000247	9/30/2012	5.77
88900000	CAP Move-Settlement	UZ	2000000247	9/30/2012	(2.22)
88900000	CAP Move-Settlement	UZ	2000000217	9/30/2012	(0.39)
88900000	CAP Move-Settlement	UZ	2000000218	9/30/2012	(0.30)
88900000	CAP Move-Settlement	UZ	2000000204	9/30/2012	(2,785.67)
88900000	CAP Move-Settlement	UZ	2000000247	9/30/2012	12.31
88900000	CAP Move-Settlement	UZ	2000000247	9/30/2012	(9.11)
88900000	CAP Move-Settlement	UZ	2000000247	9/30/2012	(69.29)
88900000	CAP Move-Settlement	UZ	2000000247	9/30/2012	(31.99)
88900000	CAP Move-Settlement	UZ	2000000204	9/30/2012	(2,511.21)
88900000	CAP Move-Settlement	UZ	2000000204	9/30/2012	(746.54)
88900000	CAP Move-Settlement	UZ	2000000204	9/30/2012	(13,842.94)
88900000	CAP Move-Settlement	UZ	2000000217	9/30/2012	(295.64)
88900000	CAP Move-Settlement	UZ	2000000218	9/30/2012	(385.38)
88900000	CAP Move-Settlement	UZ	2000000247	9/30/2012	(141.84)
88900000	CAP Move-Settlement	UZ	2000000247	9/30/2012	(307.19)
88900000	CAP Move-Settlement	UZ	2000000247	9/30/2012	54.56
88900000	CAP Move-Settlement	UZ	2000000247	9/30/2012	(40.37)
88900000	CAP Move-Settlement	UZ	2000000204	9/30/2012	(345.91)
88900000	CAP Move-Settlement	UZ	2000000204	9/30/2012	(174.85)
88900000	CAP Move-Settlement	UZ	2000000218	9/30/2012	(37.43)
88900000	CAP Move-Settlement	UZ	2000000220	9/30/2012	(48.80)
88900000	CAP Move-Settlement	UZ	2000000204	9/30/2012	(106.51)
88900000	CAP Move-Settlement	UZ	2000000204	9/30/2012	(2,605.46)
88900000	CAP Move-Settlement	UZ	2000000218	9/30/2012	(190.50)
88900000	CAP Move-Settlement	UZ	2000000220	9/30/2012	(248.33)
88900000	CAP Move-Settlement	UZ	2000000247	9/30/2012	(23.44)
88900000	CAP Move-Settlement	UZ	2000000247	9/30/2012	(6.67)
88900000	CAP Move-Settlement	UZ	2000000247	9/30/2012	(50.74)
88900000	CAP Move-Settlement	UZ	2000000247	9/30/2012	9.02
88900000	CAP Move-Settlement	UZ	2000000204	9/30/2012	17.70
88900000	CAP Move-Settlement	UZ	2000000204	9/30/2012	(5,459.70)
88900000	CAP Move-Settlement	UZ	2000000247	9/30/2012	3.63
88900000	CAP Move-Settlement	UZ	2000000247	9/30/2012	(1.40)

Kentucky American Water Company  
Case No. 2012-00520  
Response to PSC DR1, Item 31

Account	Description	Doc Type	Document Number	Posting Date	Amount
88900000	CAP Move-Settlement	UZ	2000000247	9/30/2012	1.03
88900000	CAP Move-Settlement	UZ	2000000247	9/30/2012	7.87
88900000	CAP Move-Settlement	UZ	2000000204	9/30/2012	(205.09)
88900000	CAP Move-Settlement	UZ	2000000204	9/30/2012	(22.79)
88900000	CAP Move-Settlement	UZ	2000000204	9/30/2012	(723.26)
88900000	CAP Move-Settlement	UZ	2000000242	9/30/2012	(8,500.00)
88900000	CAP Move-Settlement	UZ	2000000204	9/30/2012	1,016.83
88900000	CAP Move-Settlement	UZ	2000000207	9/30/2012	(1,304.00)
88900000	CAP Move-Settlement	UZ	2000000204	9/30/2012	1,044.83
88900000	CAP Move-Settlement	UZ	2000000207	9/30/2012	(1,304.00)
88900000	CAP Move-Settlement	UZ	2000000190	9/30/2012	139.00
88900000	CAP Move-Settlement	UZ	2000000190	9/30/2012	811.83
88900000	CAP Move-Settlement	UZ	2000000190	9/30/2012	104.95
88900000	CAP Move-Settlement	UZ	2000000190	9/30/2012	300.00
88900000	CAP Move-Settlement	UZ	2000000242	9/30/2012	(35,000.00)
88900000	CAP Move-Settlement	UZ	2000000242	9/30/2012	(5,000.00)
88900000	CAP Move-Settlement	UZ	2000000204	9/30/2012	1,956.00
88900000	CAP Move-Settlement	UZ	2000000207	9/30/2012	(1,956.00)
88900000	CAP Move-Settlement	UZ	2000000242	9/30/2012	(30,000.00)
88900000	CAP Move-Settlement	UZ	2000000242	9/30/2012	(49,716.38)
88900000	CAP Move-Settlement	UZ	2000000204	9/30/2012	(158.96)
88900000	CAP Move-Settlement	UZ	2000000204	9/30/2012	(2,654.44)
88900000	CAP Move-Settlement	UZ	2000000219	9/30/2012	(65.67)
88900000	CAP Move-Settlement	UZ	2000000220	9/30/2012	(85.61)
88900000	CAP Move-Settlement	UZ	2000000204	9/30/2012	(3,409.60)
88900000	CAP Move-Settlement	UZ	2000000218	9/30/2012	(77.99)
88900000	CAP Move-Settlement	UZ	2000000218	9/30/2012	(101.66)
88900000	CAP Move-Settlement	UZ	2000000204	9/30/2012	(1,409.88)
88900000	CAP Move-Settlement	UZ	2000000204	9/30/2012	(270.58)
88900000	CAP Move-Settlement	UZ	2000000218	9/30/2012	(30.97)
88900000	CAP Move-Settlement	UZ	2000000218	9/30/2012	(40.37)
88900000	CAP Move-Settlement	UZ	2000000207	9/30/2012	(1,304.00)
88900000	CAP Move-Settlement	UZ	2000000217	9/30/2012	(3.98)
88900000	CAP Move-Settlement	UZ	2000000218	9/30/2012	(5.19)
88900000	CAP Move-Settlement	UZ	2000000204	9/30/2012	5.26
88900000	CAP Move-Settlement	UZ	2000000204	9/30/2012	(419.76)
88900000	CAP Move-Settlement	UZ	2000000204	9/30/2012	(864.66)
88900000	CAP Move-Settlement	UZ	2000000204	9/30/2012	(96.07)
88900000	CAP Move-Settlement	UZ	2000000204	9/30/2012	6,520.00
88900000	CAP Move-Settlement	UZ	2000000207	9/30/2012	(6,520.00)
88900000	CAP Move-Settlement	UZ	2000000218	9/30/2012	(940.86)
88900000	CAP Move-Settlement	UZ	2000000218	9/30/2012	(1,226.48)
88900000	CAP Move-Settlement	UZ	2000000242	9/30/2012	(50,000.00)
88900000	CAP Move-Settlement	UZ	2000000218	9/30/2012	(8.91)
88900000	CAP Move-Settlement	UZ	2000000218	9/30/2012	(11.62)
88900000	CAP Move-Settlement	UZ	2000000204	9/30/2012	613.21
88900000	CAP Move-Settlement	UZ	2000000204	9/30/2012	6.19
88900000	CAP Move-Settlement	UZ	2000000207	9/30/2012	(619.40)
88900000	CAP Move-Settlement	UZ	2000000217	9/30/2012	(17.18)
88900000	CAP Move-Settlement	UZ	2000000217	9/30/2012	(13.18)
88900000	CAP Move-Settlement	UZ	2000000242	9/30/2012	(9,500.07)
88900000	CAP Move-Settlement	UZ	2000000204	9/30/2012	6.18
88900000	CAP Move-Settlement	UZ	2000000204	9/30/2012	612.13



Kentucky American Water Company  
Case No. 2012-00520  
Response to PSC DR1, Item 31

Account	Description	Doc Type	Document Number	Posting Date	Amount
88900000	CAP Move-Settlement	UZ	2000000207	9/30/2012	(618.31)
88900000	CAP Move-Settlement	UZ	2000000218	9/30/2012	(26.70)
88900000	CAP Move-Settlement	UZ	2000000218	9/30/2012	(20.48)
88900000	CAP Move-Settlement	UZ	2000000242	9/30/2012	(9,483.30)
88900000	CAP Move-Settlement	UZ	2000000204	9/30/2012	619.40
88900000	CAP Move-Settlement	UZ	2000000207	9/30/2012	(619.40)
88900000	CAP Move-Settlement	UZ	2000000217	9/30/2012	(17.34)
88900000	CAP Move-Settlement	UZ	2000000218	9/30/2012	(13.30)
88900000	CAP Move-Settlement	UZ	2000000242	9/30/2012	(9,500.07)
88900000	CAP Move-Settlement	UZ	2000000204	9/30/2012	(210.70)
88900000	CAP Move-Settlement	UZ	2000000204	9/30/2012	(59.43)
88900000	CAP Move-Settlement	UZ	2000000247	9/30/2012	(10.97)
88900000	CAP Move-Settlement	UZ	2000000247	9/30/2012	(38.52)
88900000	CAP Move-Settlement	UZ	2000000247	9/30/2012	(83.41)
88900000	CAP Move-Settlement	UZ	2000000247	9/30/2012	14.82
88900000	CAP Move-Settlement	UZ	2000000204	9/30/2012	(13.53)
88900000	CAP Move-Settlement	UZ	2000000247	9/30/2012	(4.17)
88900000	CAP Move-Settlement	UZ	2000000247	9/30/2012	0.74
88900000	CAP Move-Settlement	UZ	2000000247	9/30/2012	(1.93)
88900000	CAP Move-Settlement	UZ	2000000247	9/30/2012	(0.55)
88900000	CAP Move-Settlement	UZ	2000000204	9/30/2012	(17.96)
88900000	CAP Move-Settlement	UZ	2000000247	9/30/2012	(1.93)
88900000	CAP Move-Settlement	UZ	2000000247	9/30/2012	0.74
88900000	CAP Move-Settlement	UZ	2000000247	9/30/2012	(0.55)
88900000	CAP Move-Settlement	UZ	2000000247	9/30/2012	(4.17)
88900000	CAP Move-Settlement	UZ	2000000204	9/30/2012	(242.22)
88900000	CAP Move-Settlement	UZ	2000000247	9/30/2012	(49.39)
88900000	CAP Move-Settlement	UZ	2000000247	9/30/2012	(106.96)
88900000	CAP Move-Settlement	UZ	2000000247	9/30/2012	19.00
88900000	CAP Move-Settlement	UZ	2000000247	9/30/2012	(14.06)
88900000	CAP Move-Settlement	UZ	2000000218	9/30/2012	(1.74)
88900000	CAP Move-Settlement	UZ	2000000218	9/30/2012	(1.33)
88900000	CAP Move-Settlement	UZ	2000000242	9/30/2012	(7,292.22)
88900000	CAP Move-Settlement	UZ	2000000204	9/30/2012	(30.79)
88900000	CAP Move-Settlement	UZ	2000000204	9/30/2012	(0.31)
88900000	CAP Move-Settlement	UZ	2000000204	9/30/2012	(31.10)
88900000	CAP Move-Settlement	UZ	2000000217	9/30/2012	(98.14)
88900000	CAP Move-Settlement	UZ	2000000218	9/30/2012	(75.29)
88900000	CAP Move-Settlement	UZ	2000000217	9/30/2012	(0.08)
88900000	CAP Move-Settlement	UZ	2000000217	9/30/2012	1.76
88900000	CAP Move-Settlement	UZ	2000000217	9/30/2012	1,026.17
88900000	CAP Move-Settlement	UZ	2000000217	9/30/2012	(110.88)
88900000	CAP Move-Settlement	UZ	2000000218	9/30/2012	(5,898.22)
88900000	CAP Move-Settlement	UZ	2000000218	9/30/2012	1.00
88900000	CAP Move-Settlement	UZ	2000000218	9/30/2012	(14.60)
88900000	CAP Move-Settlement	UZ	2000000217	9/30/2012	(5,898.24)
88900000	CAP Move-Settlement	UZ	2000000217	9/30/2012	(123.09)
88900000	CAP Move-Settlement	UZ	2000000217	9/30/2012	(93.76)
88900000	CAP Move-Settlement	UZ	2000000218	9/30/2012	(8.53)
88900000	CAP Move-Settlement	UZ	2000000218	9/30/2012	(7.85)
88900000	CAP Move-Settlement	UZ	2000000218	9/30/2012	(1.26)
88900000	CAP Move-Settlement	UZ	2000000218	9/30/2012	961.97
88900000	CAP Move-Settlement	UZ	2000000220	9/30/2012	(3.16)

Kentucky American Water Company  
Case No. 2012-00520  
Response to PSC DR1, Item 31

Account	Description	Doc Type	Document Number	Posting Date	Amount
88900000	CAP Move-Settlement	UZ	2000000221	9/30/2012	(16.25)
88900000	CAP Move-Settlement	UZ	2000000221	9/30/2012	(2.83)
88900000	CAP Move-Settlement	UZ	2000000228	9/30/2012	3.67
88900000	CAP Move-Settlement	UZ	2000000228	9/30/2012	(5.67)
88900000	CAP Move-Settlement	UZ	2000000229	9/30/2012	5.10
88900000	CAP Move-Settlement	UZ	2000000229	9/30/2012	(1.04)
88900000	CAP Move-Settlement	UZ	2000000229	9/30/2012	(1.44)
88900000	CAP Move-Settlement	UZ	2000000231	9/30/2012	(1.47)
88900000	CAP Move-Settlement	UZ	2000000231	9/30/2012	(11.92)
88900000	CAP Move-Settlement	UZ	2000000231	9/30/2012	(28.99)
88900000	CAP Move-Settlement	UZ	2000000231	9/30/2012	(0.21)
88900000	CAP Move-Settlement	UZ	2000000231	9/30/2012	(1.15)
88900000	CAP Move-Settlement	UZ	2000000231	9/30/2012	(6.70)
88900000	CAP Move-Settlement	UZ	2000000231	9/30/2012	(0.17)
88900000	CAP Move-Settlement	UZ	2000000217	9/30/2012	(2.99)
88900000	CAP Move-Settlement	UZ	2000000217	9/30/2012	11.70
88900000	CAP Move-Settlement	UZ	2000000217	9/30/2012	(0.90)
88900000	CAP Move-Settlement	UZ	2000000217	9/30/2012	(9.39)
88900000	CAP Move-Settlement	UZ	2000000218	9/30/2012	0.88
88900000	CAP Move-Settlement	UZ	2000000218	9/30/2012	(36.04)
88900000	CAP Move-Settlement	UZ	2000000218	9/30/2012	(14.84)
88900000	CAP Move-Settlement	UZ	2000000218	9/30/2012	0.89
88900000	CAP Move-Settlement	UZ	2000000217	9/30/2012	0.89
88900000	CAP Move-Settlement	UZ	2000000217	9/30/2012	11.70
88900000	CAP Move-Settlement	UZ	2000000218	9/30/2012	(411.80)
88900000	CAP Move-Settlement	UZ	2000000218	9/30/2012	(25.14)
88900000	CAP Move-Settlement	UZ	2000000220	9/30/2012	0.88
88900000	CAP Move-Settlement	UZ	2000000217	9/30/2012	(28.87)
88900000	CAP Move-Settlement	UZ	2000000218	9/30/2012	(101.54)
88900000	CAP Move-Settlement	UZ	2000000217	9/30/2012	47.64
88900000	CAP Move-Settlement	UZ	2000000217	9/30/2012	(4.90)
88900000	CAP Move-Settlement	UZ	2000000218	9/30/2012	(25.10)
88900000	CAP Move-Settlement	UZ	2000000218	9/30/2012	(312.52)
88900000	CAP Move-Settlement	UZ	2000000218	9/30/2012	(364.12)
88900000	CAP Move-Settlement	UZ	2000000218	9/30/2012	(22.36)
88900000	CAP Move-Settlement	UZ	2000000218	9/30/2012	(878.20)
88900000	CAP Move-Settlement	UZ	2000000221	9/30/2012	(48.79)
88900000	CAP Move-Settlement	UZ	2000000229	9/30/2012	(4.42)
88900000	CAP Move-Settlement	UZ	2000000229	9/30/2012	(3.12)
88900000	CAP Move-Settlement	UZ	2000000229	9/30/2012	(8.47)
88900000	CAP Move-Settlement	UZ	2000000229	9/30/2012	(35.74)
88900000	CAP Move-Settlement	UZ	2000000229	9/30/2012	11.00
88900000	CAP Move-Settlement	UZ	2000000229	9/30/2012	15.31
88900000	CAP Move-Settlement	UZ	2000000229	9/30/2012	(86.96)
88900000	CAP Move-Settlement	UZ	2000000229	9/30/2012	(20.13)
88900000	CAP Move-Settlement	UZ	2000000229	9/30/2012	0.01
88900000	CAP Move-Settlement	UZ	2000000229	9/30/2012	(4.34)
88900000	CAP Move-Settlement	UZ	2000000231	9/30/2012	(3.45)
88900000	CAP Move-Settlement	UZ	2000000231	9/30/2012	(0.61)
88900000	CAP Move-Settlement	UZ	2000000231	9/30/2012	(16.99)
88900000	CAP Move-Settlement	UZ	2000000231	9/30/2012	(0.50)
88900000	CAP Move-Settlement	UZ	2000000217	9/30/2012	(103.41)
88900000	CAP Move-Settlement	UZ	2000000217	9/30/2012	(181.18)

Kentucky American Water Company  
Case No. 2012-00520  
Response to PSC DR1, Item 31

Account	Description	Doc Type	Document Number	Posting Date	Amount
88900000	CAP Move-Settlement	UZ	2000000217	9/30/2012	1,116.67
88900000	CAP Move-Settlement	UZ	2000000217	9/30/2012	(7.43)
88900000	CAP Move-Settlement	UZ	2000000218	9/30/2012	(5,898.24)
88900000	CAP Move-Settlement	UZ	2000000218	9/30/2012	(2.59)
88900000	CAP Move-Settlement	UZ	2000000220	9/30/2012	(25.26)
88900000	CAP Move-Settlement	UZ	2000000221	9/30/2012	(16.25)
88900000	CAP Move-Settlement	UZ	2000000229	9/30/2012	(11.92)
88900000	CAP Move-Settlement	UZ	2000000229	9/30/2012	(1.15)
88900000	CAP Move-Settlement	UZ	2000000229	9/30/2012	(5.67)
88900000	CAP Move-Settlement	UZ	2000000229	9/30/2012	(0.21)
88900000	CAP Move-Settlement	UZ	2000000229	9/30/2012	(1.44)
88900000	CAP Move-Settlement	UZ	2000000229	9/30/2012	3.67
88900000	CAP Move-Settlement	UZ	2000000229	9/30/2012	5.10
88900000	CAP Move-Settlement	UZ	2000000231	9/30/2012	(6.70)
88900000	CAP Move-Settlement	UZ	2000000231	9/30/2012	(28.99)
88900000	CAP Move-Settlement	UZ	2000000231	9/30/2012	(1.47)
88900000	CAP Move-Settlement	UZ	2000000231	9/30/2012	(2.83)
88900000	CAP Move-Settlement	UZ	2000000231	9/30/2012	(1.04)
88900000	CAP Move-Settlement	UZ	2000000231	9/30/2012	(0.17)
88900000	CAP Move-Settlement	UZ	2000000217	9/30/2012	44.22
88900000	CAP Move-Settlement	UZ	2000000217	9/30/2012	(0.36)
88900000	CAP Move-Settlement	UZ	2000000217	9/30/2012	(7.20)
88900000	CAP Move-Settlement	UZ	2000000217	9/30/2012	(90.71)
88900000	CAP Move-Settlement	UZ	2000000217	9/30/2012	(6.67)
88900000	CAP Move-Settlement	UZ	2000000217	9/30/2012	(3.18)
88900000	CAP Move-Settlement	UZ	2000000218	9/30/2012	878.20
88900000	CAP Move-Settlement	UZ	2000000221	9/30/2012	(0.21)
88900000	CAP Move-Settlement	UZ	2000000221	9/30/2012	(11.92)
88900000	CAP Move-Settlement	UZ	2000000221	9/30/2012	5.10
88900000	CAP Move-Settlement	UZ	2000000228	9/30/2012	(1.04)
88900000	CAP Move-Settlement	UZ	2000000228	9/30/2012	(28.99)
88900000	CAP Move-Settlement	UZ	2000000229	9/30/2012	(1.47)
88900000	CAP Move-Settlement	UZ	2000000229	9/30/2012	3.67
88900000	CAP Move-Settlement	UZ	2000000229	9/30/2012	(2.83)
88900000	CAP Move-Settlement	UZ	2000000229	9/30/2012	(0.17)
88900000	CAP Move-Settlement	UZ	2000000229	9/30/2012	(1.15)
88900000	CAP Move-Settlement	UZ	2000000229	9/30/2012	(16.25)
88900000	CAP Move-Settlement	UZ	2000000231	9/30/2012	(1.44)
88900000	CAP Move-Settlement	UZ	2000000231	9/30/2012	(5.67)
88900000	CAP Move-Settlement	UZ	2000000231	9/30/2012	(6.70)
88900000	CAP Move-Settlement	UZ	2000000217	9/30/2012	(267.76)
88900000	CAP Move-Settlement	UZ	2000000218	9/30/2012	(1.94)
88900000	CAP Move-Settlement	UZ	2000000218	9/30/2012	(3.90)
88900000	CAP Move-Settlement	UZ	2000000218	9/30/2012	(4.28)
88900000	CAP Move-Settlement	UZ	2000000218	9/30/2012	(52.74)
88900000	CAP Move-Settlement	UZ	2000000218	9/30/2012	878.20
88900000	CAP Move-Settlement	UZ	2000000220	9/30/2012	56.93
88900000	CAP Move-Settlement	UZ	2000000220	9/30/2012	(0.36)
88900000	CAP Move-Settlement	UZ	2000000221	9/30/2012	(1.44)
88900000	CAP Move-Settlement	UZ	2000000221	9/30/2012	(11.92)
88900000	CAP Move-Settlement	UZ	2000000221	9/30/2012	(28.99)
88900000	CAP Move-Settlement	UZ	2000000228	9/30/2012	(5.67)
88900000	CAP Move-Settlement	UZ	2000000229	9/30/2012	(1.47)

Kentucky American Water Company  
Case No. 2012-00520  
Response to PSC DR1, Item 31

Account	Description	Doc Type	Document Number	Posting Date	Amount
88900000	CAP Move-Settlement	UZ	2000000229	9/30/2012	(1.04)
88900000	CAP Move-Settlement	UZ	2000000229	9/30/2012	(6.70)
88900000	CAP Move-Settlement	UZ	2000000229	9/30/2012	(1.15)
88900000	CAP Move-Settlement	UZ	2000000229	9/30/2012	(0.17)
88900000	CAP Move-Settlement	UZ	2000000231	9/30/2012	5.10
88900000	CAP Move-Settlement	UZ	2000000231	9/30/2012	3.67
88900000	CAP Move-Settlement	UZ	2000000231	9/30/2012	(0.21)
88900000	CAP Move-Settlement	UZ	2000000231	9/30/2012	(16.25)
88900000	CAP Move-Settlement	UZ	2000000231	9/30/2012	(2.83)
88900000	CAP Move-Settlement	UZ	2000000217	9/30/2012	6.56
88900000	CAP Move-Settlement	UZ	2000000217	9/30/2012	51.80
88900000	CAP Move-Settlement	UZ	2000000217	9/30/2012	(0.36)
88900000	CAP Move-Settlement	UZ	2000000218	9/30/2012	(256.44)
88900000	CAP Move-Settlement	UZ	2000000218	9/30/2012	878.20
88900000	CAP Move-Settlement	UZ	2000000218	9/30/2012	(10.00)
88900000	CAP Move-Settlement	UZ	2000000218	9/30/2012	(30.19)
88900000	CAP Move-Settlement	UZ	2000000218	9/30/2012	46.41
88900000	CAP Move-Settlement	UZ	2000000220	9/30/2012	3.83
88900000	CAP Move-Settlement	UZ	2000000220	9/30/2012	3.70
88900000	CAP Move-Settlement	UZ	2000000220	9/30/2012	(17.83)
88900000	CAP Move-Settlement	UZ	2000000221	9/30/2012	7.33
88900000	CAP Move-Settlement	UZ	2000000229	9/30/2012	(2.08)
88900000	CAP Move-Settlement	UZ	2000000229	9/30/2012	(2.95)
88900000	CAP Move-Settlement	UZ	2000000229	9/30/2012	(0.34)
88900000	CAP Move-Settlement	UZ	2000000229	9/30/2012	(2.30)
88900000	CAP Move-Settlement	UZ	2000000231	9/30/2012	(23.84)
88900000	CAP Move-Settlement	UZ	2000000231	9/30/2012	(32.52)
88900000	CAP Move-Settlement	UZ	2000000231	9/30/2012	(2.90)
88900000	CAP Move-Settlement	UZ	2000000231	9/30/2012	10.21
88900000	CAP Move-Settlement	UZ	2000000231	9/30/2012	(5.65)
88900000	CAP Move-Settlement	UZ	2000000231	9/30/2012	(57.96)
88900000	CAP Move-Settlement	UZ	2000000231	9/30/2012	(11.33)
88900000	CAP Move-Settlement	UZ	2000000231	9/30/2012	(13.43)
88900000	CAP Move-Settlement	UZ	2000000231	9/30/2012	(0.39)
88900000	CAP Move-Settlement	UZ	2000000217	9/30/2012	(878.20)
88900000	CAP Move-Settlement	UZ	2000000217	9/30/2012	(46.39)
88900000	CAP Move-Settlement	UZ	2000000218	9/30/2012	(267.74)
88900000	CAP Move-Settlement	UZ	2000000218	9/30/2012	(27.05)
88900000	CAP Move-Settlement	UZ	2000000218	9/30/2012	(7.64)
88900000	CAP Move-Settlement	UZ	2000000220	9/30/2012	(20.43)
88900000	CAP Move-Settlement	UZ	2000000221	9/30/2012	(48.79)
88900000	CAP Move-Settlement	UZ	2000000221	9/30/2012	(0.61)
88900000	CAP Move-Settlement	UZ	2000000228	9/30/2012	15.31
88900000	CAP Move-Settlement	UZ	2000000229	9/30/2012	(20.13)
88900000	CAP Move-Settlement	UZ	2000000229	9/30/2012	(35.74)
88900000	CAP Move-Settlement	UZ	2000000229	9/30/2012	(86.96)
88900000	CAP Move-Settlement	UZ	2000000229	9/30/2012	11.00
88900000	CAP Move-Settlement	UZ	2000000229	9/30/2012	(16.99)
88900000	CAP Move-Settlement	UZ	2000000229	9/30/2012	(0.50)
88900000	CAP Move-Settlement	UZ	2000000229	9/30/2012	0.01
88900000	CAP Move-Settlement	UZ	2000000229	9/30/2012	(8.47)
88900000	CAP Move-Settlement	UZ	2000000229	9/30/2012	(4.34)
88900000	CAP Move-Settlement	UZ	2000000231	9/30/2012	(4.42)

Kentucky American Water Company  
Case No. 2012-00520  
Response to PSC DR1, Item 31

Account	Description	Doc Type	Document Number	Posting Date	Amount
88900000	CAP Move-Settlement	UZ	2000000231	9/30/2012	(3.12)
88900000	CAP Move-Settlement	UZ	2000000231	9/30/2012	(3.45)
88900000	CAP Move-Settlement	UZ	2000000217	9/30/2012	(14.54)
88900000	CAP Move-Settlement	UZ	2000000217	9/30/2012	(9.06)
88900000	CAP Move-Settlement	UZ	2000000218	9/30/2012	(878.20)
88900000	CAP Move-Settlement	UZ	2000000218	9/30/2012	48.10
88900000	CAP Move-Settlement	UZ	2000000218	9/30/2012	(191.01)
88900000	CAP Move-Settlement	UZ	2000000218	9/30/2012	(11.79)
88900000	CAP Move-Settlement	UZ	2000000221	9/30/2012	(2.08)
88900000	CAP Move-Settlement	UZ	2000000221	9/30/2012	(2.90)
88900000	CAP Move-Settlement	UZ	2000000221	9/30/2012	(5.65)
88900000	CAP Move-Settlement	UZ	2000000229	9/30/2012	(0.39)
88900000	CAP Move-Settlement	UZ	2000000229	9/30/2012	(13.43)
88900000	CAP Move-Settlement	UZ	2000000229	9/30/2012	(57.96)
88900000	CAP Move-Settlement	UZ	2000000229	9/30/2012	(2.95)
88900000	CAP Move-Settlement	UZ	2000000229	9/30/2012	(23.84)
88900000	CAP Move-Settlement	UZ	2000000229	9/30/2012	10.21
88900000	CAP Move-Settlement	UZ	2000000229	9/30/2012	(32.52)
88900000	CAP Move-Settlement	UZ	2000000229	9/30/2012	(2.30)
88900000	CAP Move-Settlement	UZ	2000000229	9/30/2012	7.33
88900000	CAP Move-Settlement	UZ	2000000231	9/30/2012	(11.33)
88900000	CAP Move-Settlement	UZ	2000000231	9/30/2012	(0.34)
88900000	CAP Move-Settlement	UZ	2000000217	9/30/2012	124.76
88900000	CAP Move-Settlement	UZ	2000000217	9/30/2012	(118.87)
88900000	CAP Move-Settlement	UZ	2000000217	9/30/2012	(878.20)
88900000	CAP Move-Settlement	UZ	2000000217	9/30/2012	(39.02)
88900000	CAP Move-Settlement	UZ	2000000217	9/30/2012	11.87
88900000	CAP Move-Settlement	UZ	2000000217	9/30/2012	69.18
88900000	CAP Move-Settlement	UZ	2000000217	9/30/2012	(6.89)
88900000	CAP Move-Settlement	UZ	2000000217	9/30/2012	3.63
88900000	CAP Move-Settlement	UZ	2000000218	9/30/2012	(154.95)
88900000	CAP Move-Settlement	UZ	2000000218	9/30/2012	(46.15)
88900000	CAP Move-Settlement	UZ	2000000218	9/30/2012	(759.27)
88900000	CAP Move-Settlement	UZ	2000000218	9/30/2012	(105.88)
88900000	CAP Move-Settlement	UZ	2000000220	9/30/2012	5.43
88900000	CAP Move-Settlement	UZ	2000000221	9/30/2012	35.72
88900000	CAP Move-Settlement	UZ	2000000221	9/30/2012	(8.05)
88900000	CAP Move-Settlement	UZ	2000000221	9/30/2012	(46.98)
88900000	CAP Move-Settlement	UZ	2000000221	9/30/2012	(19.79)
88900000	CAP Move-Settlement	UZ	2000000221	9/30/2012	(113.82)
88900000	CAP Move-Settlement	UZ	2000000229	9/30/2012	(10.32)
88900000	CAP Move-Settlement	UZ	2000000229	9/30/2012	(1.18)
88900000	CAP Move-Settlement	UZ	2000000229	9/30/2012	(202.88)
88900000	CAP Move-Settlement	UZ	2000000229	9/30/2012	(10.14)
88900000	CAP Move-Settlement	UZ	2000000229	9/30/2012	25.66
88900000	CAP Move-Settlement	UZ	2000000229	9/30/2012	(1.43)
88900000	CAP Move-Settlement	UZ	2000000231	9/30/2012	0.02
88900000	CAP Move-Settlement	UZ	2000000231	9/30/2012	(39.64)
88900000	CAP Move-Settlement	UZ	2000000231	9/30/2012	(83.43)
88900000	CAP Move-Settlement	UZ	2000000231	9/30/2012	(7.27)
88900000	CAP Move-Settlement	UZ	2000000217	9/30/2012	25.52
88900000	CAP Move-Settlement	UZ	2000000217	9/30/2012	(878.20)
88900000	CAP Move-Settlement	UZ	2000000217	9/30/2012	(94.51)

Kentucky American Water Company  
Case No. 2012-00520  
Response to PSC DR1, Item 31

Account	Description	Doc Type	Document Number	Posting Date	Amount
88900000	CAP Move-Settlement	UZ	2000000217	9/30/2012	(2.13)
88900000	CAP Move-Settlement	UZ	2000000218	9/30/2012	(90.35)
88900000	CAP Move-Settlement	UZ	2000000218	9/30/2012	(165.31)
88900000	CAP Move-Settlement	UZ	2000000218	9/30/2012	293.56
88900000	CAP Move-Settlement	UZ	2000000218	9/30/2012	(1,378.24)
88900000	CAP Move-Settlement	UZ	2000000218	9/30/2012	162.50
88900000	CAP Move-Settlement	UZ	2000000218	9/30/2012	(184.54)
88900000	CAP Move-Settlement	UZ	2000000218	9/30/2012	21.19
88900000	CAP Move-Settlement	UZ	2000000218	9/30/2012	22.34
88900000	CAP Move-Settlement	UZ	2000000218	9/30/2012	(215.50)
88900000	CAP Move-Settlement	UZ	2000000221	9/30/2012	(195.12)
88900000	CAP Move-Settlement	UZ	2000000221	9/30/2012	(33.89)
88900000	CAP Move-Settlement	UZ	2000000221	9/30/2012	(80.56)
88900000	CAP Move-Settlement	UZ	2000000229	9/30/2012	(13.80)
88900000	CAP Move-Settlement	UZ	2000000229	9/30/2012	(67.97)
88900000	CAP Move-Settlement	UZ	2000000229	9/30/2012	(12.46)
88900000	CAP Move-Settlement	UZ	2000000229	9/30/2012	(17.69)
88900000	CAP Move-Settlement	UZ	2000000229	9/30/2012	43.99
88900000	CAP Move-Settlement	UZ	2000000231	9/30/2012	61.23
88900000	CAP Move-Settlement	UZ	2000000231	9/30/2012	(17.38)
88900000	CAP Move-Settlement	UZ	2000000231	9/30/2012	(2.02)
88900000	CAP Move-Settlement	UZ	2000000231	9/30/2012	(143.02)
88900000	CAP Move-Settlement	UZ	2000000231	9/30/2012	(2.44)
88900000	CAP Move-Settlement	UZ	2000000231	9/30/2012	0.03
88900000	CAP Move-Settlement	UZ	2000000231	9/30/2012	(347.79)
88900000	CAP Move-Settlement	UZ	2000000217	9/30/2012	(79.56)
88900000	CAP Move-Settlement	UZ	2000000218	9/30/2012	(103.71)
88900000	CAP Move-Settlement	UZ	2000000218	9/30/2012	(132.30)
88900000	CAP Move-Settlement	UZ	2000000218	9/30/2012	(101.49)
88900000	CAP Move-Settlement	UZ	2000000217	9/30/2012	(17.13)
88900000	CAP Move-Settlement	UZ	2000000218	9/30/2012	(22.33)
88900000	CAP Move-Settlement	UZ	2000000217	9/30/2012	(23.34)
88900000	CAP Move-Settlement	UZ	2000000217	9/30/2012	(2,397.14)
88900000	CAP Move-Settlement	UZ	2000000217	9/30/2012	48.31
88900000	CAP Move-Settlement	UZ	2000000217	9/30/2012	878.20
88900000	CAP Move-Settlement	UZ	2000000217	9/30/2012	0.05
88900000	CAP Move-Settlement	UZ	2000000217	9/30/2012	(0.36)
88900000	CAP Move-Settlement	UZ	2000000217	9/30/2012	0.03
88900000	CAP Move-Settlement	UZ	2000000217	9/30/2012	0.21
88900000	CAP Move-Settlement	UZ	2000000218	9/30/2012	(30.49)
88900000	CAP Move-Settlement	UZ	2000000218	9/30/2012	(55.05)
88900000	CAP Move-Settlement	UZ	2000000218	9/30/2012	(71.76)
88900000	CAP Move-Settlement	UZ	2000000218	9/30/2012	(411.69)
88900000	CAP Move-Settlement	UZ	2000000220	9/30/2012	0.53
88900000	CAP Move-Settlement	UZ	2000000221	9/30/2012	(4.15)
88900000	CAP Move-Settlement	UZ	2000000228	9/30/2012	(11.29)
88900000	CAP Move-Settlement	UZ	2000000229	9/30/2012	14.66
88900000	CAP Move-Settlement	UZ	2000000229	9/30/2012	(0.82)
88900000	CAP Move-Settlement	UZ	2000000229	9/30/2012	(115.93)
88900000	CAP Move-Settlement	UZ	2000000229	9/30/2012	(65.04)
88900000	CAP Move-Settlement	UZ	2000000229	9/30/2012	(26.85)
88900000	CAP Move-Settlement	UZ	2000000231	9/30/2012	20.41
88900000	CAP Move-Settlement	UZ	2000000231	9/30/2012	(5.80)

Kentucky American Water Company  
Case No. 2012-00520  
Response to PSC DR1, Item 31

Account	Description	Doc Type	Document Number	Posting Date	Amount
88900000	CAP Move-Settlement	UZ	2000000231	9/30/2012	0.01
88900000	CAP Move-Settlement	UZ	2000000231	9/30/2012	(5.90)
88900000	CAP Move-Settlement	UZ	2000000231	9/30/2012	(4.60)
88900000	CAP Move-Settlement	UZ	2000000231	9/30/2012	(22.65)
88900000	CAP Move-Settlement	UZ	2000000231	9/30/2012	(47.67)
88900000	CAP Move-Settlement	UZ	2000000231	9/30/2012	(0.67)
88900000	CAP Move-Settlement	UZ	2000000217	9/30/2012	(5.09)
88900000	CAP Move-Settlement	UZ	2000000217	9/30/2012	(3.90)
88900000	CAP Move-Settlement	UZ	2000000218	9/30/2012	(34.33)
88900000	CAP Move-Settlement	UZ	2000000218	9/30/2012	(44.75)
88900000	CAP Move-Settlement	UZ	2000000217	9/30/2012	(2.52)
88900000	CAP Move-Settlement	UZ	2000000217	9/30/2012	(2,632.34)
88900000	CAP Move-Settlement	UZ	2000000218	9/30/2012	8,314.86
88900000	CAP Move-Settlement	UZ	2000000218	9/30/2012	(41.61)
88900000	CAP Move-Settlement	UZ	2000000218	9/30/2012	0.04
88900000	CAP Move-Settlement	UZ	2000000218	9/30/2012	(97.85)
88900000	CAP Move-Settlement	UZ	2000000218	9/30/2012	(1.78)
88900000	CAP Move-Settlement	UZ	2000000218	9/30/2012	(2,019.33)
88900000	CAP Move-Settlement	UZ	2000000218	9/30/2012	816.50
88900000	CAP Move-Settlement	UZ	2000000220	9/30/2012	(10.98)
88900000	CAP Move-Settlement	UZ	2000000217	9/30/2012	(0.66)
88900000	CAP Move-Settlement	UZ	2000000217	9/30/2012	(3.60)
88900000	CAP Move-Settlement	UZ	2000000217	9/30/2012	(212.63)
88900000	CAP Move-Settlement	UZ	2000000217	9/30/2012	(2,480.84)
88900000	CAP Move-Settlement	UZ	2000000217	9/30/2012	(3,233.96)
88900000	CAP Move-Settlement	UZ	2000000217	9/30/2012	0.08
88900000	CAP Move-Settlement	UZ	2000000218	9/30/2012	1,197.97
88900000	CAP Move-Settlement	UZ	2000000218	9/30/2012	(26.66)
88900000	CAP Move-Settlement	UZ	2000000220	9/30/2012	7,303.25
88900000	CAP Move-Settlement	UZ	2000000217	9/30/2012	(74.01)
88900000	CAP Move-Settlement	UZ	2000000217	9/30/2012	(455.44)
88900000	CAP Move-Settlement	UZ	2000000217	9/30/2012	(22.53)
88900000	CAP Move-Settlement	UZ	2000000218	9/30/2012	(17.28)
88900000	CAP Move-Settlement	UZ	2000000217	9/30/2012	(81.51)
88900000	CAP Move-Settlement	UZ	2000000217	9/30/2012	(125.75)
88900000	CAP Move-Settlement	UZ	2000000217	9/30/2012	46.42
88900000	CAP Move-Settlement	UZ	2000000218	9/30/2012	48.77
88900000	CAP Move-Settlement	UZ	2000000218	9/30/2012	9.58
88900000	CAP Move-Settlement	UZ	2000000218	9/30/2012	(45.07)
88900000	CAP Move-Settlement	UZ	2000000218	9/30/2012	10.09
88900000	CAP Move-Settlement	UZ	2000000218	9/30/2012	(8.09)
88900000	CAP Move-Settlement	UZ	2000000218	9/30/2012	(62.53)
88900000	CAP Move-Settlement	UZ	2000000218	9/30/2012	(741.34)
88900000	CAP Move-Settlement	UZ	2000000220	9/30/2012	123.97
88900000	CAP Move-Settlement	UZ	2000000220	9/30/2012	878.20
88900000	CAP Move-Settlement	UZ	2000000220	9/30/2012	(2,418.72)
88900000	CAP Move-Settlement	UZ	2000000221	9/30/2012	(231.86)
88900000	CAP Move-Settlement	UZ	2000000228	9/30/2012	(1.34)
88900000	CAP Move-Settlement	UZ	2000000228	9/30/2012	(8.30)
88900000	CAP Move-Settlement	UZ	2000000229	9/30/2012	(9.20)
88900000	CAP Move-Settlement	UZ	2000000229	9/30/2012	(45.30)
88900000	CAP Move-Settlement	UZ	2000000229	9/30/2012	(130.10)
88900000	CAP Move-Settlement	UZ	2000000229	9/30/2012	0.02

Kentucky American Water Company  
Case No. 2012-00520  
Response to PSC DR1, Item 31

Account	Description	Doc Type	Document Number	Posting Date	Amount
88900000	CAP Move-Settlement	UZ	2000000229	9/30/2012	(11.79)
88900000	CAP Move-Settlement	UZ	2000000229	9/30/2012	(1.63)
88900000	CAP Move-Settlement	UZ	2000000231	9/30/2012	(53.70)
88900000	CAP Move-Settlement	UZ	2000000231	9/30/2012	(95.35)
88900000	CAP Move-Settlement	UZ	2000000231	9/30/2012	40.82
88900000	CAP Move-Settlement	UZ	2000000231	9/30/2012	29.33
88900000	CAP Move-Settlement	UZ	2000000231	9/30/2012	(22.61)
88900000	CAP Move-Settlement	UZ	2000000231	9/30/2012	(11.58)
88900000	CAP Move-Settlement	UZ	2000000218	9/30/2012	21.78
88900000	CAP Move-Settlement	UZ	2000000218	9/30/2012	21.78
88900000	CAP Move-Settlement	UZ	2000000218	9/30/2012	(14.67)
88900000	CAP Move-Settlement	UZ	2000000217	9/30/2012	32.68
88900000	CAP Move-Settlement	UZ	2000000217	9/30/2012	(635.09)
88900000	CAP Move-Settlement	UZ	2000000218	9/30/2012	(487.19)
88900000	CAP Move-Settlement	UZ	2000000217	9/30/2012	(12.67)
88900000	CAP Move-Settlement	UZ	2000000217	9/30/2012	(9.72)
88900000	CAP Move-Settlement	UZ	2000000217	9/30/2012	0.09
88900000	CAP Move-Settlement	UZ	2000000217	9/30/2012	(7.26)
88900000	CAP Move-Settlement	UZ	2000000218	9/30/2012	(9.46)
88900000	CAP Move-Settlement	UZ	2000000217	9/30/2012	(15.28)
88900000	CAP Move-Settlement	UZ	2000000220	9/30/2012	(19.92)
88900000	CAP Move-Settlement	UZ	2000000217	9/30/2012	(1,229.09)
88900000	CAP Move-Settlement	UZ	2000000218	9/30/2012	11.13
88900000	CAP Move-Settlement	UZ	2000000219	9/30/2012	(1,602.20)
88900000	CAP Move-Settlement	UZ	2000000217	9/30/2012	(10.54)
88900000	CAP Move-Settlement	UZ	2000000217	9/30/2012	(1.64)
88900000	CAP Move-Settlement	UZ	2000000217	9/30/2012	(262.10)
88900000	CAP Move-Settlement	UZ	2000000218	9/30/2012	(0.78)
88900000	CAP Move-Settlement	UZ	2000000218	9/30/2012	(201.06)
88900000	CAP Move-Settlement	UZ	2000000218	9/30/2012	0.57
88900000	CAP Move-Settlement	UZ	2000000218	9/30/2012	(0.97)
88900000	CAP Move-Settlement	UZ	2000000217	9/30/2012	(4.41)
88900000	CAP Move-Settlement	UZ	2000000217	9/30/2012	(293.72)
88900000	CAP Move-Settlement	UZ	2000000218	9/30/2012	3.33
88900000	CAP Move-Settlement	UZ	2000000218	9/30/2012	(13.10)
88900000	CAP Move-Settlement	UZ	2000000220	9/30/2012	(22.36)
88900000	CAP Move-Settlement	UZ	2000000221	9/30/2012	11.00
88900000	CAP Move-Settlement	UZ	2000000221	9/30/2012	(3.12)
88900000	CAP Move-Settlement	UZ	2000000221	9/30/2012	(16.99)
88900000	CAP Move-Settlement	UZ	2000000221	9/30/2012	(48.79)
88900000	CAP Move-Settlement	UZ	2000000229	9/30/2012	(0.61)
88900000	CAP Move-Settlement	UZ	2000000229	9/30/2012	(4.34)
88900000	CAP Move-Settlement	UZ	2000000229	9/30/2012	(4.42)
88900000	CAP Move-Settlement	UZ	2000000229	9/30/2012	(0.50)
88900000	CAP Move-Settlement	UZ	2000000231	9/30/2012	(86.96)
88900000	CAP Move-Settlement	UZ	2000000231	9/30/2012	(3.45)
88900000	CAP Move-Settlement	UZ	2000000231	9/30/2012	(20.13)
88900000	CAP Move-Settlement	UZ	2000000231	9/30/2012	0.01
88900000	CAP Move-Settlement	UZ	2000000231	9/30/2012	(35.74)
88900000	CAP Move-Settlement	UZ	2000000231	9/30/2012	15.31
88900000	CAP Move-Settlement	UZ	2000000231	9/30/2012	(8.47)
88900000	CAP Move-Settlement	UZ	2000000217	9/30/2012	415.96
88900000	CAP Move-Settlement	UZ	2000000217	9/30/2012	415.28



Kentucky American Water Company  
Case No. 2012-00520  
Response to PSC DR1, Item 31

Account	Description	Doc Type	Document Number	Posting Date	Amount
88900000	CAP Move-Settlement	UZ	2000000218	9/30/2012	(24.61)
88900000	CAP Move-Settlement	UZ	2000000217	9/30/2012	4.46
88900000	CAP Move-Settlement	UZ	2000000217	9/30/2012	58.74
88900000	CAP Move-Settlement	UZ	2000000218	9/30/2012	31.04
88900000	CAP Move-Settlement	UZ	2000000218	9/30/2012	1.47
88900000	CAP Move-Settlement	UZ	2000000218	9/30/2012	4.35
88900000	CAP Move-Settlement	UZ	2000000217	9/30/2012	(429.51)
88900000	CAP Move-Settlement	UZ	2000000217	9/30/2012	(39.10)
88900000	CAP Move-Settlement	UZ	2000000217	9/30/2012	(25.27)
88900000	CAP Move-Settlement	UZ	2000000218	9/30/2012	(35.07)
88900000	CAP Move-Settlement	UZ	2000000221	9/30/2012	(4.35)
88900000	CAP Move-Settlement	UZ	2000000221	9/30/2012	(6.63)
88900000	CAP Move-Settlement	UZ	2000000221	9/30/2012	(6.18)
88900000	CAP Move-Settlement	UZ	2000000221	9/30/2012	17.64
88900000	CAP Move-Settlement	UZ	2000000229	9/30/2012	(25.93)
88900000	CAP Move-Settlement	UZ	2000000229	9/30/2012	(59.14)
88900000	CAP Move-Settlement	UZ	2000000229	9/30/2012	(22.92)
88900000	CAP Move-Settlement	UZ	2000000229	9/30/2012	11.06
88900000	CAP Move-Settlement	UZ	2000000229	9/30/2012	(1.04)
88900000	CAP Move-Settlement	UZ	2000000229	9/30/2012	(3.51)
88900000	CAP Move-Settlement	UZ	2000000229	9/30/2012	(56.57)
88900000	CAP Move-Settlement	UZ	2000000229	9/30/2012	(88.08)
88900000	CAP Move-Settlement	UZ	2000000229	9/30/2012	(4.46)
88900000	CAP Move-Settlement	UZ	2000000229	9/30/2012	0.55
88900000	CAP Move-Settlement	UZ	2000000229	9/30/2012	0.12
88900000	CAP Move-Settlement	UZ	2000000231	9/30/2012	0.86
88900000	CAP Move-Settlement	UZ	2000000231	9/30/2012	(9.43)
88900000	CAP Move-Settlement	UZ	2000000231	9/30/2012	0.18
88900000	CAP Move-Settlement	UZ	2000000231	9/30/2012	0.10
88900000	CAP Move-Settlement	UZ	2000000217	9/30/2012	0.05
88900000	CAP Move-Settlement	UZ	2000000217	9/30/2012	3.72
88900000	CAP Move-Settlement	UZ	2000000217	9/30/2012	87.42
88900000	CAP Move-Settlement	UZ	2000000218	9/30/2012	(3.40)
88900000	CAP Move-Settlement	UZ	2000000218	9/30/2012	6.18
88900000	CAP Move-Settlement	UZ	2000000218	9/30/2012	(15.04)
88900000	CAP Move-Settlement	UZ	2000000218	9/30/2012	11.12
88900000	CAP Move-Settlement	UZ	2000000218	9/30/2012	(25.55)
88900000	CAP Move-Settlement	UZ	2000000220	9/30/2012	9.49
88900000	CAP Move-Settlement	UZ	2000000220	9/30/2012	(200.88)
88900000	CAP Move-Settlement	UZ	2000000221	9/30/2012	(57.96)
88900000	CAP Move-Settlement	UZ	2000000229	9/30/2012	(32.52)
88900000	CAP Move-Settlement	UZ	2000000229	9/30/2012	(2.90)
88900000	CAP Move-Settlement	UZ	2000000229	9/30/2012	(0.39)
88900000	CAP Move-Settlement	UZ	2000000229	9/30/2012	7.33
88900000	CAP Move-Settlement	UZ	2000000229	9/30/2012	(2.30)
88900000	CAP Move-Settlement	UZ	2000000229	9/30/2012	(13.43)
88900000	CAP Move-Settlement	UZ	2000000231	9/30/2012	(2.95)
88900000	CAP Move-Settlement	UZ	2000000231	9/30/2012	10.21
88900000	CAP Move-Settlement	UZ	2000000231	9/30/2012	(5.65)
88900000	CAP Move-Settlement	UZ	2000000231	9/30/2012	(11.33)
88900000	CAP Move-Settlement	UZ	2000000231	9/30/2012	(0.34)
88900000	CAP Move-Settlement	UZ	2000000231	9/30/2012	(23.84)
88900000	CAP Move-Settlement	UZ	2000000231	9/30/2012	(2.08)

## Kentucky American Water Company

Case No. 2012-00520

Response to PSC DR1, Item 31

Account	Description	Doc Type	Document Number	Posting Date	Amount
88900000	CAP Move-Settlement	UZ	2000000217	9/30/2012	(181.43)
88900000	CAP Move-Settlement	UZ	2000000217	9/30/2012	(12.71)
88900000	CAP Move-Settlement	UZ	2000000217	9/30/2012	3.79
88900000	CAP Move-Settlement	UZ	2000000218	9/30/2012	(4.54)
88900000	CAP Move-Settlement	UZ	2000000218	9/30/2012	(48.72)
88900000	CAP Move-Settlement	UZ	2000000218	9/30/2012	(9.83)
88900000	CAP Move-Settlement	UZ	2000000220	9/30/2012	(7.54)
88900000	CAP Move-Settlement	UZ	2000000221	9/30/2012	(0.39)
88900000	CAP Move-Settlement	UZ	2000000221	9/30/2012	(32.52)
88900000	CAP Move-Settlement	UZ	2000000221	9/30/2012	(57.96)
88900000	CAP Move-Settlement	UZ	2000000228	9/30/2012	(13.43)
88900000	CAP Move-Settlement	UZ	2000000229	9/30/2012	10.21
88900000	CAP Move-Settlement	UZ	2000000229	9/30/2012	(2.95)
88900000	CAP Move-Settlement	UZ	2000000229	9/30/2012	(0.34)
88900000	CAP Move-Settlement	UZ	2000000229	9/30/2012	7.33
88900000	CAP Move-Settlement	UZ	2000000229	9/30/2012	(2.08)
88900000	CAP Move-Settlement	UZ	2000000229	9/30/2012	(11.33)
88900000	CAP Move-Settlement	UZ	2000000231	9/30/2012	(2.90)
88900000	CAP Move-Settlement	UZ	2000000231	9/30/2012	(23.84)
88900000	CAP Move-Settlement	UZ	2000000231	9/30/2012	(2.30)
88900000	CAP Move-Settlement	UZ	2000000231	9/30/2012	(5.65)
88900000	CAP Move-Settlement	UZ	2000000217	9/30/2012	(7.62)
88900000	CAP Move-Settlement	UZ	2000000217	9/30/2012	(2.57)
88900000	CAP Move-Settlement	UZ	2000000217	9/30/2012	0.99
88900000	CAP Move-Settlement	UZ	2000000218	9/30/2012	(61.40)
88900000	CAP Move-Settlement	UZ	2000000218	9/30/2012	(9.93)
88900000	CAP Move-Settlement	UZ	2000000218	9/30/2012	(20.71)
88900000	CAP Move-Settlement	UZ	2000000218	9/30/2012	(282.39)
88900000	CAP Move-Settlement	UZ	2000000221	9/30/2012	(0.61)
88900000	CAP Move-Settlement	UZ	2000000229	9/30/2012	(0.50)
88900000	CAP Move-Settlement	UZ	2000000229	9/30/2012	(16.99)
88900000	CAP Move-Settlement	UZ	2000000229	9/30/2012	15.31
88900000	CAP Move-Settlement	UZ	2000000229	9/30/2012	(35.74)
88900000	CAP Move-Settlement	UZ	2000000229	9/30/2012	0.01
88900000	CAP Move-Settlement	UZ	2000000229	9/30/2012	(4.42)
88900000	CAP Move-Settlement	UZ	2000000229	9/30/2012	(8.47)
88900000	CAP Move-Settlement	UZ	2000000229	9/30/2012	11.00
88900000	CAP Move-Settlement	UZ	2000000231	9/30/2012	(4.34)
88900000	CAP Move-Settlement	UZ	2000000231	9/30/2012	(3.12)
88900000	CAP Move-Settlement	UZ	2000000231	9/30/2012	(20.13)
88900000	CAP Move-Settlement	UZ	2000000231	9/30/2012	(86.96)
88900000	CAP Move-Settlement	UZ	2000000231	9/30/2012	(3.45)
88900000	CAP Move-Settlement	UZ	2000000231	9/30/2012	(48.79)
88900000	CAP Move-Settlement	UZ	2000000217	9/30/2012	(12.52)
88900000	CAP Move-Settlement	UZ	2000000217	9/30/2012	(9.61)
88900000	CAP Move-Settlement	UZ	2000000217	9/30/2012	(0.26)
88900000	CAP Move-Settlement	UZ	2000000218	9/30/2012	(0.35)
88900000	CAP Move-Settlement	UZ	2000000218	9/30/2012	0.34
88900000	CAP Move-Settlement	UZ	2000000218	9/30/2012	(23.24)
88900000	CAP Move-Settlement	UZ	2000000218	9/30/2012	(30.29)
88900000	CAP Move-Settlement	UZ	2000000217	9/30/2012	196.42
88900000	CAP Move-Settlement	UZ	2000000217	9/30/2012	31.69
88900000	CAP Move-Settlement	UZ	2000000217	9/30/2012	(498.88)

Kentucky American Water Company  
Case No. 2012-00520  
Response to PSC DR1, Item 31

Account	Description	Doc Type	Document Number	Posting Date	Amount
88900000	CAP Move-Settlement	UZ	2000000217	9/30/2012	(73.08)
88900000	CAP Move-Settlement	UZ	2000000217	9/30/2012	(1.68)
88900000	CAP Move-Settlement	UZ	2000000218	9/30/2012	(5.34)
88900000	CAP Move-Settlement	UZ	2000000218	9/30/2012	4.29
88900000	CAP Move-Settlement	UZ	2000000218	9/30/2012	(1,624.12)
88900000	CAP Move-Settlement	UZ	2000000218	9/30/2012	(5.51)
88900000	CAP Move-Settlement	UZ	2000000218	9/30/2012	(382.70)
88900000	CAP Move-Settlement	UZ	2000000218	9/30/2012	2.66
88900000	CAP Move-Settlement	UZ	2000000220	9/30/2012	1.66
88900000	CAP Move-Settlement	UZ	2000000221	9/30/2012	(5.67)
88900000	CAP Move-Settlement	UZ	2000000221	9/30/2012	(0.21)
88900000	CAP Move-Settlement	UZ	2000000228	9/30/2012	(2.83)
88900000	CAP Move-Settlement	UZ	2000000229	9/30/2012	(16.25)
88900000	CAP Move-Settlement	UZ	2000000229	9/30/2012	(28.99)
88900000	CAP Move-Settlement	UZ	2000000229	9/30/2012	(1.04)
88900000	CAP Move-Settlement	UZ	2000000229	9/30/2012	(11.92)
88900000	CAP Move-Settlement	UZ	2000000229	9/30/2012	(6.70)
88900000	CAP Move-Settlement	UZ	2000000229	9/30/2012	3.67
88900000	CAP Move-Settlement	UZ	2000000229	9/30/2012	5.10
88900000	CAP Move-Settlement	UZ	2000000231	9/30/2012	(1.15)
88900000	CAP Move-Settlement	UZ	2000000231	9/30/2012	(1.44)
88900000	CAP Move-Settlement	UZ	2000000231	9/30/2012	(1.47)
88900000	CAP Move-Settlement	UZ	2000000231	9/30/2012	(0.17)
88900000	CAP Move-Settlement	UZ	2000000217	9/30/2012	(3.48)
88900000	CAP Move-Settlement	UZ	2000000218	9/30/2012	(2.67)
88900000	CAP Move-Settlement	UZ	2000000217	9/30/2012	4.69
88900000	CAP Move-Settlement	UZ	2000000217	9/30/2012	(1.33)
88900000	CAP Move-Settlement	UZ	2000000218	9/30/2012	(1.74)
88900000	CAP Move-Settlement	UZ	2000000217	9/30/2012	(0.01)
88900000	CAP Move-Settlement	UZ	2000000217	9/30/2012	(0.01)
88900000	CAP Move-Settlement	UZ	2000000218	9/30/2012	0.04
88900000	CAP Move-Settlement	UZ	2000000218	9/30/2012	38.34
88900000	CAP Move-Settlement	UZ	2000000217	9/30/2012	(2.63)
88900000	CAP Move-Settlement	UZ	2000000218	9/30/2012	(2.02)
88900000	CAP Move-Settlement	UZ	2000000218	9/30/2012	(10.14)
88900000	CAP Move-Settlement	UZ	2000000218	9/30/2012	(7.78)
88900000	CAP Move-Settlement	UZ	2000000217	9/30/2012	1.33
88900000	CAP Move-Settlement	UZ	2000000217	9/30/2012	12.61
88900000	CAP Move-Settlement	UZ	2000000218	9/30/2012	(115.25)
88900000	CAP Move-Settlement	UZ	2000000218	9/30/2012	36.14
88900000	CAP Move-Settlement	UZ	2000000218	9/30/2012	0.90
88900000	CAP Move-Settlement	UZ	2000000218	9/30/2012	(8.03)
88900000	CAP Move-Settlement	UZ	2000000218	9/30/2012	(28.47)
88900000	CAP Move-Settlement	UZ	2000000220	9/30/2012	(4.42)
88900000	CAP Move-Settlement	UZ	2000000220	9/30/2012	0.95
88900000	CAP Move-Settlement	UZ	2000000217	9/30/2012	(1.34)
88900000	CAP Move-Settlement	UZ	2000000218	9/30/2012	(1.75)
88900000	CAP Move-Settlement	UZ	2000000217	9/30/2012	3.80
88900000	CAP Move-Settlement	UZ	2000000218	9/30/2012	7.51
88900000	CAP Move-Settlement	UZ	2000000218	9/30/2012	469.20
88900000	CAP Move-Settlement	UZ	2000000217	9/30/2012	2.52
88900000	CAP Move-Settlement	UZ	2000000217	9/30/2012	(293.25)
88900000	CAP Move-Settlement	UZ	2000000217	9/30/2012	(15.94)

Kentucky American Water Company  
Case No. 2012-00520  
Response to PSC DR1, Item 31

Account	Description	Doc Type	Document Number	Posting Date	Amount
88900000	CAP Move-Settlement	UZ	2000000218	9/30/2012	(12.23)
88900000	CAP Move-Settlement	UZ	2000000218	9/30/2012	1.41
88900000	CAP Move-Settlement	UZ	2000000217	9/30/2012	(21.48)
88900000	CAP Move-Settlement	UZ	2000000217	9/30/2012	4.37
88900000	CAP Move-Settlement	UZ	2000000218	9/30/2012	(293.09)
88900000	CAP Move-Settlement	UZ	2000000218	9/30/2012	(4.07)
88900000	CAP Move-Settlement	UZ	2000000218	9/30/2012	(26.43)
88900000	CAP Move-Settlement	UZ	2000000221	9/30/2012	(0.50)
88900000	CAP Move-Settlement	UZ	2000000221	9/30/2012	(16.99)
88900000	CAP Move-Settlement	UZ	2000000221	9/30/2012	(0.61)
88900000	CAP Move-Settlement	UZ	2000000228	9/30/2012	(35.74)
88900000	CAP Move-Settlement	UZ	2000000229	9/30/2012	(86.96)
88900000	CAP Move-Settlement	UZ	2000000229	9/30/2012	11.00
88900000	CAP Move-Settlement	UZ	2000000229	9/30/2012	(48.79)
88900000	CAP Move-Settlement	UZ	2000000229	9/30/2012	0.01
88900000	CAP Move-Settlement	UZ	2000000229	9/30/2012	15.31
88900000	CAP Move-Settlement	UZ	2000000231	9/30/2012	(4.34)
88900000	CAP Move-Settlement	UZ	2000000231	9/30/2012	(4.42)
88900000	CAP Move-Settlement	UZ	2000000231	9/30/2012	(20.13)
88900000	CAP Move-Settlement	UZ	2000000231	9/30/2012	(3.45)
88900000	CAP Move-Settlement	UZ	2000000231	9/30/2012	(3.12)
88900000	CAP Move-Settlement	UZ	2000000231	9/30/2012	(8.47)
88900000	CAP Move-Settlement	UZ	2000000217	9/30/2012	(1.83)
88900000	CAP Move-Settlement	UZ	2000000217	9/30/2012	(9.68)
88900000	CAP Move-Settlement	UZ	2000000217	9/30/2012	(6.12)
88900000	CAP Move-Settlement	UZ	2000000218	9/30/2012	(12.23)
88900000	CAP Move-Settlement	UZ	2000000218	9/30/2012	(116.52)
88900000	CAP Move-Settlement	UZ	2000000221	9/30/2012	(5.67)
88900000	CAP Move-Settlement	UZ	2000000221	9/30/2012	(2.83)
88900000	CAP Move-Settlement	UZ	2000000221	9/30/2012	5.10
88900000	CAP Move-Settlement	UZ	2000000229	9/30/2012	(28.99)
88900000	CAP Move-Settlement	UZ	2000000229	9/30/2012	(1.15)
88900000	CAP Move-Settlement	UZ	2000000229	9/30/2012	(6.70)
88900000	CAP Move-Settlement	UZ	2000000229	9/30/2012	(0.17)
88900000	CAP Move-Settlement	UZ	2000000231	9/30/2012	(1.47)
88900000	CAP Move-Settlement	UZ	2000000231	9/30/2012	(1.04)
88900000	CAP Move-Settlement	UZ	2000000231	9/30/2012	(11.92)
88900000	CAP Move-Settlement	UZ	2000000231	9/30/2012	(16.25)
88900000	CAP Move-Settlement	UZ	2000000231	9/30/2012	(1.44)
88900000	CAP Move-Settlement	UZ	2000000231	9/30/2012	(0.21)
88900000	CAP Move-Settlement	UZ	2000000231	9/30/2012	3.67
88900000	CAP Move-Settlement	UZ	2000000217	9/30/2012	(12.43)
88900000	CAP Move-Settlement	UZ	2000000218	9/30/2012	(116.52)
88900000	CAP Move-Settlement	UZ	2000000218	9/30/2012	(1.83)
88900000	CAP Move-Settlement	UZ	2000000218	9/30/2012	(6.12)
88900000	CAP Move-Settlement	UZ	2000000218	9/30/2012	(9.68)
88900000	CAP Move-Settlement	UZ	2000000221	9/30/2012	(0.21)
88900000	CAP Move-Settlement	UZ	2000000228	9/30/2012	5.10
88900000	CAP Move-Settlement	UZ	2000000228	9/30/2012	(1.47)
88900000	CAP Move-Settlement	UZ	2000000229	9/30/2012	(11.92)
88900000	CAP Move-Settlement	UZ	2000000229	9/30/2012	(1.44)
88900000	CAP Move-Settlement	UZ	2000000229	9/30/2012	(6.70)
88900000	CAP Move-Settlement	UZ	2000000229	9/30/2012	(5.67)

Kentucky American Water Company  
Case No. 2012-00520  
Response to PSC DR1, Item 31

Account	Description	Doc Type	Document Number	Posting Date	Amount
88900000	CAP Move-Settlement	UZ	2000000229	9/30/2012	3.67
88900000	CAP Move-Settlement	UZ	2000000231	9/30/2012	(1.15)
88900000	CAP Move-Settlement	UZ	2000000231	9/30/2012	(1.04)
88900000	CAP Move-Settlement	UZ	2000000231	9/30/2012	(16.25)
88900000	CAP Move-Settlement	UZ	2000000231	9/30/2012	(2.83)
88900000	CAP Move-Settlement	UZ	2000000231	9/30/2012	(28.99)
88900000	CAP Move-Settlement	UZ	2000000231	9/30/2012	(0.17)
88900000	CAP Move-Settlement	UZ	2000000217	9/30/2012	(13.16)
88900000	CAP Move-Settlement	UZ	2000000217	9/30/2012	(9.68)
88900000	CAP Move-Settlement	UZ	2000000218	9/30/2012	(116.52)
88900000	CAP Move-Settlement	UZ	2000000218	9/30/2012	(1.83)
88900000	CAP Move-Settlement	UZ	2000000220	9/30/2012	(6.12)
88900000	CAP Move-Settlement	UZ	2000000221	9/30/2012	(1.15)
88900000	CAP Move-Settlement	UZ	2000000221	9/30/2012	(1.47)
88900000	CAP Move-Settlement	UZ	2000000228	9/30/2012	(0.21)
88900000	CAP Move-Settlement	UZ	2000000229	9/30/2012	(1.04)
88900000	CAP Move-Settlement	UZ	2000000229	9/30/2012	5.10
88900000	CAP Move-Settlement	UZ	2000000229	9/30/2012	(1.44)
88900000	CAP Move-Settlement	UZ	2000000229	9/30/2012	(2.83)
88900000	CAP Move-Settlement	UZ	2000000229	9/30/2012	(16.25)
88900000	CAP Move-Settlement	UZ	2000000229	9/30/2012	(6.70)
88900000	CAP Move-Settlement	UZ	2000000229	9/30/2012	3.67
88900000	CAP Move-Settlement	UZ	2000000231	9/30/2012	(0.17)
88900000	CAP Move-Settlement	UZ	2000000231	9/30/2012	(5.67)
88900000	CAP Move-Settlement	UZ	2000000231	9/30/2012	(11.92)
88900000	CAP Move-Settlement	UZ	2000000231	9/30/2012	(28.99)
88900000	CAP Move-Settlement	UZ	2000000217	9/30/2012	(2.61)
88900000	CAP Move-Settlement	UZ	2000000217	9/30/2012	(16.12)
88900000	CAP Move-Settlement	UZ	2000000217	9/30/2012	(4.65)
88900000	CAP Move-Settlement	UZ	2000000217	9/30/2012	0.10
88900000	CAP Move-Settlement	UZ	2000000217	9/30/2012	212.19
88900000	CAP Move-Settlement	UZ	2000000218	9/30/2012	0.08
88900000	CAP Move-Settlement	UZ	2000000218	9/30/2012	(18.80)
88900000	CAP Move-Settlement	UZ	2000000218	9/30/2012	0.03
88900000	CAP Move-Settlement	UZ	2000000218	9/30/2012	413.08
88900000	CAP Move-Settlement	UZ	2000000220	9/30/2012	1.09
88900000	CAP Move-Settlement	UZ	2000000220	9/30/2012	(216.74)
88900000	CAP Move-Settlement	UZ	2000000221	9/30/2012	7.33
88900000	CAP Move-Settlement	UZ	2000000228	9/30/2012	(2.08)
88900000	CAP Move-Settlement	UZ	2000000229	9/30/2012	(0.39)
88900000	CAP Move-Settlement	UZ	2000000229	9/30/2012	(0.34)
88900000	CAP Move-Settlement	UZ	2000000229	9/30/2012	10.21
88900000	CAP Move-Settlement	UZ	2000000229	9/30/2012	(57.96)
88900000	CAP Move-Settlement	UZ	2000000229	9/30/2012	(11.33)
88900000	CAP Move-Settlement	UZ	2000000231	9/30/2012	(32.52)
88900000	CAP Move-Settlement	UZ	2000000231	9/30/2012	(2.95)
88900000	CAP Move-Settlement	UZ	2000000231	9/30/2012	(23.84)
88900000	CAP Move-Settlement	UZ	2000000231	9/30/2012	(2.90)
88900000	CAP Move-Settlement	UZ	2000000231	9/30/2012	(5.65)
88900000	CAP Move-Settlement	UZ	2000000231	9/30/2012	(2.30)
88900000	CAP Move-Settlement	UZ	2000000231	9/30/2012	(13.43)
88900000	CAP Move-Settlement	UZ	2000000217	9/30/2012	354.73
88900000	CAP Move-Settlement	UZ	2000000218	9/30/2012	166.35

Kentucky American Water Company  
Case No. 2012-00520  
Response to PSC DR1, Item 31

Account	Description	Doc Type	Document Number	Posting Date	Amount
88900000	CAP Move-Settlement	UZ	2000000218	9/30/2012	(2.74)
88900000	CAP Move-Settlement	UZ	2000000218	9/30/2012	(33.17)
88900000	CAP Move-Settlement	UZ	2000000218	9/30/2012	4,780.88
88900000	CAP Move-Settlement	UZ	2000000218	9/30/2012	(4.05)
88900000	CAP Move-Settlement	UZ	2000000220	9/30/2012	193.26
88900000	CAP Move-Settlement	UZ	2000000220	9/30/2012	(3.21)
88900000	CAP Move-Settlement	UZ	2000000217	9/30/2012	(1.21)
88900000	CAP Move-Settlement	UZ	2000000217	9/30/2012	(6.88)
88900000	CAP Move-Settlement	UZ	2000000218	9/30/2012	(5.12)
88900000	CAP Move-Settlement	UZ	2000000218	9/30/2012	52.61
88900000	CAP Move-Settlement	UZ	2000000218	9/30/2012	(77.22)
88900000	CAP Move-Settlement	UZ	2000000221	9/30/2012	(5.67)
88900000	CAP Move-Settlement	UZ	2000000221	9/30/2012	5.10
88900000	CAP Move-Settlement	UZ	2000000221	9/30/2012	(1.15)
88900000	CAP Move-Settlement	UZ	2000000228	9/30/2012	(0.17)
88900000	CAP Move-Settlement	UZ	2000000229	9/30/2012	(1.04)
88900000	CAP Move-Settlement	UZ	2000000229	9/30/2012	(6.70)
88900000	CAP Move-Settlement	UZ	2000000229	9/30/2012	(11.92)
88900000	CAP Move-Settlement	UZ	2000000229	9/30/2012	(28.99)
88900000	CAP Move-Settlement	UZ	2000000231	9/30/2012	(0.21)
88900000	CAP Move-Settlement	UZ	2000000231	9/30/2012	3.67
88900000	CAP Move-Settlement	UZ	2000000231	9/30/2012	(1.44)
88900000	CAP Move-Settlement	UZ	2000000231	9/30/2012	(1.47)
88900000	CAP Move-Settlement	UZ	2000000231	9/30/2012	(2.83)
88900000	CAP Move-Settlement	UZ	2000000231	9/30/2012	(16.25)
88900000	CAP Move-Settlement	UZ	2000000217	9/30/2012	(82.05)
88900000	CAP Move-Settlement	UZ	2000000217	9/30/2012	(5.40)
88900000	CAP Move-Settlement	UZ	2000000217	9/30/2012	(76.71)
88900000	CAP Move-Settlement	UZ	2000000218	9/30/2012	84.78
88900000	CAP Move-Settlement	UZ	2000000218	9/30/2012	(1.29)
88900000	CAP Move-Settlement	UZ	2000000218	9/30/2012	(7.25)
88900000	CAP Move-Settlement	UZ	2000000221	9/30/2012	(1.15)
88900000	CAP Move-Settlement	UZ	2000000229	9/30/2012	(11.92)
88900000	CAP Move-Settlement	UZ	2000000229	9/30/2012	3.67
88900000	CAP Move-Settlement	UZ	2000000229	9/30/2012	(1.04)
88900000	CAP Move-Settlement	UZ	2000000229	9/30/2012	(1.47)
88900000	CAP Move-Settlement	UZ	2000000229	9/30/2012	(5.67)
88900000	CAP Move-Settlement	UZ	2000000229	9/30/2012	(28.99)
88900000	CAP Move-Settlement	UZ	2000000229	9/30/2012	(6.70)
88900000	CAP Move-Settlement	UZ	2000000231	9/30/2012	(0.21)
88900000	CAP Move-Settlement	UZ	2000000231	9/30/2012	(0.17)
88900000	CAP Move-Settlement	UZ	2000000231	9/30/2012	(16.25)
88900000	CAP Move-Settlement	UZ	2000000231	9/30/2012	(1.44)
88900000	CAP Move-Settlement	UZ	2000000231	9/30/2012	(2.83)
88900000	CAP Move-Settlement	UZ	2000000231	9/30/2012	5.10
88900000	CAP Move-Settlement	UZ	2000000217	9/30/2012	(53.40)
88900000	CAP Move-Settlement	UZ	2000000218	9/30/2012	(96.53)
88900000	CAP Move-Settlement	UZ	2000000218	9/30/2012	(6.06)
88900000	CAP Move-Settlement	UZ	2000000218	9/30/2012	90.82
88900000	CAP Move-Settlement	UZ	2000000218	9/30/2012	(1.53)
88900000	CAP Move-Settlement	UZ	2000000220	9/30/2012	(8.15)
88900000	CAP Move-Settlement	UZ	2000000221	9/30/2012	(1.44)
88900000	CAP Move-Settlement	UZ	2000000221	9/30/2012	(16.25)

Kentucky American Water Company  
Case No. 2012-00520  
Response to PSC DR1, Item 31

Account	Description	Doc Type	Document Number	Posting Date	Amount
88900000	CAP Move-Settlement	UZ	2000000221	9/30/2012	(1.47)
88900000	CAP Move-Settlement	UZ	2000000221	9/30/2012	(5.67)
88900000	CAP Move-Settlement	UZ	2000000228	9/30/2012	(0.17)
88900000	CAP Move-Settlement	UZ	2000000229	9/30/2012	(0.21)
88900000	CAP Move-Settlement	UZ	2000000229	9/30/2012	(11.92)
88900000	CAP Move-Settlement	UZ	2000000229	9/30/2012	(6.70)
88900000	CAP Move-Settlement	UZ	2000000229	9/30/2012	3.67
88900000	CAP Move-Settlement	UZ	2000000231	9/30/2012	(1.04)
88900000	CAP Move-Settlement	UZ	2000000231	9/30/2012	(28.99)
88900000	CAP Move-Settlement	UZ	2000000231	9/30/2012	(2.83)
88900000	CAP Move-Settlement	UZ	2000000231	9/30/2012	(1.15)
88900000	CAP Move-Settlement	UZ	2000000232	9/30/2012	5.10
88900000	CAP Move-Settlement	UZ	2000000218	9/30/2012	(361.34)
88900000	CAP Move-Settlement	UZ	2000000218	9/30/2012	(36.14)
88900000	CAP Move-Settlement	UZ	2000000217	9/30/2012	(19.76)
88900000	CAP Move-Settlement	UZ	2000000218	9/30/2012	(361.34)
88900000	CAP Move-Settlement	UZ	2000000217	9/30/2012	(33.76)
88900000	CAP Move-Settlement	UZ	2000000217	9/30/2012	(361.34)
88900000	CAP Move-Settlement	UZ	2000000217	9/30/2012	0.50
88900000	CAP Move-Settlement	UZ	2000000217	9/30/2012	41.44
88900000	CAP Move-Settlement	UZ	2000000217	9/30/2012	0.89
88900000	CAP Move-Settlement	UZ	2000000217	9/30/2012	38.43
88900000	CAP Move-Settlement	UZ	2000000217	9/30/2012	(34.22)
88900000	CAP Move-Settlement	UZ	2000000218	9/30/2012	3.24
88900000	CAP Move-Settlement	UZ	2000000217	9/30/2012	0.50
88900000	CAP Move-Settlement	UZ	2000000217	9/30/2012	0.89
88900000	CAP Move-Settlement	UZ	2000000218	9/30/2012	38.06
88900000	CAP Move-Settlement	UZ	2000000218	9/30/2012	41.44
88900000	CAP Move-Settlement	UZ	2000000218	9/30/2012	3.24
88900000	CAP Move-Settlement	UZ	2000000220	9/30/2012	(34.22)
88900000	CAP Move-Settlement	UZ	2000000217	9/30/2012	(62.65)
88900000	CAP Move-Settlement	UZ	2000000217	9/30/2012	0.50
88900000	CAP Move-Settlement	UZ	2000000217	9/30/2012	41.44
88900000	CAP Move-Settlement	UZ	2000000217	9/30/2012	0.89
88900000	CAP Move-Settlement	UZ	2000000218	9/30/2012	39.20
88900000	CAP Move-Settlement	UZ	2000000218	9/30/2012	3.24
88900000	CAP Move-Settlement	UZ	2000000217	9/30/2012	(5.34)
88900000	CAP Move-Settlement	UZ	2000000217	9/30/2012	4.42
88900000	CAP Move-Settlement	UZ	2000000217	9/30/2012	38.90
88900000	CAP Move-Settlement	UZ	2000000217	9/30/2012	(53.03)
88900000	CAP Move-Settlement	UZ	2000000217	9/30/2012	3.78
88900000	CAP Move-Settlement	UZ	2000000217	9/30/2012	123.83
88900000	CAP Move-Settlement	UZ	2000000218	9/30/2012	(1,033.80)
88900000	CAP Move-Settlement	UZ	2000000218	9/30/2012	(3.35)
88900000	CAP Move-Settlement	UZ	2000000218	9/30/2012	1.77
88900000	CAP Move-Settlement	UZ	2000000220	9/30/2012	(400.71)
88900000	CAP Move-Settlement	UZ	2000000220	9/30/2012	(2.28)
88900000	CAP Move-Settlement	UZ	2000000217	9/30/2012	(29.67)
88900000	CAP Move-Settlement	UZ	2000000217	9/30/2012	(384.55)
88900000	CAP Move-Settlement	UZ	2000000217	9/30/2012	127.39
88900000	CAP Move-Settlement	UZ	2000000217	9/30/2012	15.58
88900000	CAP Move-Settlement	UZ	2000000217	9/30/2012	(1.19)
88900000	CAP Move-Settlement	UZ	2000000218	9/30/2012	(3.00)

Kentucky American Water Company  
Case No. 2012-00520  
Response to PSC DR1, Item 31

Account	Description	Doc Type	Document Number	Posting Date	Amount
88900000	CAP Move-Settlement	UZ	2000000218	9/30/2012	1.73
88900000	CAP Move-Settlement	UZ	2000000218	9/30/2012	0.68
88900000	CAP Move-Settlement	UZ	2000000218	9/30/2012	(0.56)
88900000	CAP Move-Settlement	UZ	2000000220	9/30/2012	(1,033.76)
88900000	CAP Move-Settlement	UZ	2000000220	9/30/2012	1.44
88900000	CAP Move-Settlement	UZ	2000000217	9/30/2012	(0.56)
88900000	CAP Move-Settlement	UZ	2000000217	9/30/2012	(384.55)
88900000	CAP Move-Settlement	UZ	2000000217	9/30/2012	(29.68)
88900000	CAP Move-Settlement	UZ	2000000217	9/30/2012	1.73
88900000	CAP Move-Settlement	UZ	2000000217	9/30/2012	0.68
88900000	CAP Move-Settlement	UZ	2000000217	9/30/2012	(3.00)
88900000	CAP Move-Settlement	UZ	2000000218	9/30/2012	130.18
88900000	CAP Move-Settlement	UZ	2000000218	9/30/2012	(646.91)
88900000	CAP Move-Settlement	UZ	2000000218	9/30/2012	(1.19)
88900000	CAP Move-Settlement	UZ	2000000218	9/30/2012	15.58
88900000	CAP Move-Settlement	UZ	2000000220	9/30/2012	14.21
88900000	CAP Move-Settlement	UZ	2000000220	9/30/2012	1.44
88900000	CAP Move-Settlement	UZ	2000000217	9/30/2012	0.06
88900000	CAP Move-Settlement	UZ	2000000217	9/30/2012	(47.10)
88900000	CAP Move-Settlement	UZ	2000000217	9/30/2012	(1.99)
88900000	CAP Move-Settlement	UZ	2000000218	9/30/2012	4.78
88900000	CAP Move-Settlement	UZ	2000000218	9/30/2012	38.78
88900000	CAP Move-Settlement	UZ	2000000218	9/30/2012	3.77
88900000	CAP Move-Settlement	UZ	2000000218	9/30/2012	(4.17)
88900000	CAP Move-Settlement	UZ	2000000218	9/30/2012	1.77
88900000	CAP Move-Settlement	UZ	2000000218	9/30/2012	(4.80)
88900000	CAP Move-Settlement	UZ	2000000218	9/30/2012	2.34
88900000	CAP Move-Settlement	UZ	2000000217	9/30/2012	(9.18)
88900000	CAP Move-Settlement	UZ	2000000217	9/30/2012	(7.03)
88900000	CAP Move-Settlement	UZ	2000000217	9/30/2012	(9.17)
88900000	CAP Move-Settlement	UZ	2000000217	9/30/2012	(7.20)
88900000	CAP Move-Settlement	UZ	2000000217	9/30/2012	10.01
88900000	CAP Move-Settlement	UZ	2000000217	9/30/2012	(10.83)
88900000	CAP Move-Settlement	UZ	2000000217	9/30/2012	(140.11)
88900000	CAP Move-Settlement	UZ	2000000217	9/30/2012	3.94
88900000	CAP Move-Settlement	UZ	2000000217	9/30/2012	40.63
88900000	CAP Move-Settlement	UZ	2000000218	9/30/2012	2.24
88900000	CAP Move-Settlement	UZ	2000000218	9/30/2012	4.57
88900000	CAP Move-Settlement	UZ	2000000221	9/30/2012	(2.83)
88900000	CAP Move-Settlement	UZ	2000000221	9/30/2012	(6.70)
88900000	CAP Move-Settlement	UZ	2000000229	9/30/2012	(5.67)
88900000	CAP Move-Settlement	UZ	2000000229	9/30/2012	(1.44)
88900000	CAP Move-Settlement	UZ	2000000229	9/30/2012	(16.25)
88900000	CAP Move-Settlement	UZ	2000000229	9/30/2012	(0.21)
88900000	CAP Move-Settlement	UZ	2000000229	9/30/2012	(1.04)
88900000	CAP Move-Settlement	UZ	2000000229	9/30/2012	(11.92)
88900000	CAP Move-Settlement	UZ	2000000229	9/30/2012	(1.15)
88900000	CAP Move-Settlement	UZ	2000000229	9/30/2012	(28.99)
88900000	CAP Move-Settlement	UZ	2000000231	9/30/2012	(0.17)
88900000	CAP Move-Settlement	UZ	2000000231	9/30/2012	5.10
88900000	CAP Move-Settlement	UZ	2000000231	9/30/2012	3.67
88900000	CAP Move-Settlement	UZ	2000000232	9/30/2012	(1.47)
88900000	CAP Move-Settlement	UZ	2000000217	9/30/2012	8.61



Kentucky American Water Company  
Case No. 2012-00520  
Response to PSC DR1, Item 31

Account	Description	Doc Type	Document Number	Posting Date	Amount
88900000	CAP Move-Settlement	UZ	2000000217	9/30/2012	(261.32)
88900000	CAP Move-Settlement	UZ	2000000217	9/30/2012	406.79
88900000	CAP Move-Settlement	UZ	2000000217	9/30/2012	(45.95)
88900000	CAP Move-Settlement	UZ	2000000218	9/30/2012	7.86
88900000	CAP Move-Settlement	UZ	2000000218	9/30/2012	10.39
88900000	CAP Move-Settlement	UZ	2000000218	9/30/2012	(1,086.18)
88900000	CAP Move-Settlement	UZ	2000000218	9/30/2012	(49.41)
88900000	CAP Move-Settlement	UZ	2000000218	9/30/2012	(54.64)
88900000	CAP Move-Settlement	UZ	2000000220	9/30/2012	112.33
88900000	CAP Move-Settlement	UZ	2000000221	9/30/2012	(12.65)
88900000	CAP Move-Settlement	UZ	2000000221	9/30/2012	(2.24)
88900000	CAP Move-Settlement	UZ	2000000221	9/30/2012	56.13
88900000	CAP Move-Settlement	UZ	2000000221	9/30/2012	(1.85)
88900000	CAP Move-Settlement	UZ	2000000229	9/30/2012	(31.07)
88900000	CAP Move-Settlement	UZ	2000000229	9/30/2012	(318.80)
88900000	CAP Move-Settlement	UZ	2000000231	9/30/2012	(131.10)
88900000	CAP Move-Settlement	UZ	2000000231	9/30/2012	(11.43)
88900000	CAP Move-Settlement	UZ	2000000231	9/30/2012	(178.87)
88900000	CAP Move-Settlement	UZ	2000000231	9/30/2012	(16.21)
88900000	CAP Move-Settlement	UZ	2000000231	9/30/2012	40.33
88900000	CAP Move-Settlement	UZ	2000000231	9/30/2012	(62.30)
88900000	CAP Move-Settlement	UZ	2000000231	9/30/2012	(15.92)
88900000	CAP Move-Settlement	UZ	2000000231	9/30/2012	0.03
88900000	CAP Move-Settlement	UZ	2000000231	9/30/2012	(73.83)
88900000	CAP Move-Settlement	UZ	2000000217	9/30/2012	(69.57)
88900000	CAP Move-Settlement	UZ	2000000217	9/30/2012	(370.98)
88900000	CAP Move-Settlement	UZ	2000000217	9/30/2012	(37.10)
88900000	CAP Move-Settlement	UZ	2000000217	9/30/2012	(9.94)
88900000	CAP Move-Settlement	UZ	2000000218	9/30/2012	7.46
88900000	CAP Move-Settlement	UZ	2000000218	9/30/2012	(13.76)
88900000	CAP Move-Settlement	UZ	2000000218	9/30/2012	96.50
88900000	CAP Move-Settlement	UZ	2000000218	9/30/2012	501.16
88900000	CAP Move-Settlement	UZ	2000000218	9/30/2012	1.86
88900000	CAP Move-Settlement	UZ	2000000218	9/30/2012	(548.14)
88900000	CAP Move-Settlement	UZ	2000000218	9/30/2012	5.07
88900000	CAP Move-Settlement	UZ	2000000228	9/30/2012	(6.90)
88900000	CAP Move-Settlement	UZ	2000000229	9/30/2012	(1.21)
88900000	CAP Move-Settlement	UZ	2000000229	9/30/2012	(8.68)
88900000	CAP Move-Settlement	UZ	2000000229	9/30/2012	(16.95)
88900000	CAP Move-Settlement	UZ	2000000229	9/30/2012	(173.90)
88900000	CAP Move-Settlement	UZ	2000000229	9/30/2012	(40.27)
88900000	CAP Move-Settlement	UZ	2000000229	9/30/2012	(97.56)
88900000	CAP Move-Settlement	UZ	2000000229	9/30/2012	(6.23)
88900000	CAP Move-Settlement	UZ	2000000231	9/30/2012	0.01
88900000	CAP Move-Settlement	UZ	2000000231	9/30/2012	(8.84)
88900000	CAP Move-Settlement	UZ	2000000231	9/30/2012	30.62
88900000	CAP Move-Settlement	UZ	2000000231	9/30/2012	(71.53)
88900000	CAP Move-Settlement	UZ	2000000231	9/30/2012	(33.97)
88900000	CAP Move-Settlement	UZ	2000000231	9/30/2012	22.00
88900000	CAP Move-Settlement	UZ	2000000231	9/30/2012	(1.01)
88900000	CAP Move-Settlement	UZ	2000000217	9/30/2012	(370.98)
88900000	CAP Move-Settlement	UZ	2000000217	9/30/2012	55.52
88900000	CAP Move-Settlement	UZ	2000000217	9/30/2012	231.05

Kentucky American Water Company  
Case No. 2012-00520  
Response to PSC DR1, Item 31

Account	Description	Doc Type	Document Number	Posting Date	Amount
88900000	CAP Move-Settlement	UZ	2000000217	9/30/2012	(13.18)
88900000	CAP Move-Settlement	UZ	2000000218	9/30/2012	(7.76)
88900000	CAP Move-Settlement	UZ	2000000218	9/30/2012	9.73
88900000	CAP Move-Settlement	UZ	2000000218	9/30/2012	(3.49)
88900000	CAP Move-Settlement	UZ	2000000218	9/30/2012	30.75
88900000	CAP Move-Settlement	UZ	2000000217	9/30/2012	(22.68)
88900000	CAP Move-Settlement	UZ	2000000217	9/30/2012	(14.76)
88900000	CAP Move-Settlement	UZ	2000000217	9/30/2012	(289.09)
88900000	CAP Move-Settlement	UZ	2000000217	9/30/2012	(20.88)
88900000	CAP Move-Settlement	UZ	2000000218	9/30/2012	(4.72)
88900000	CAP Move-Settlement	UZ	2000000218	9/30/2012	43.24
88900000	CAP Move-Settlement	UZ	2000000221	9/30/2012	(3.45)
88900000	CAP Move-Settlement	UZ	2000000221	9/30/2012	(0.50)
88900000	CAP Move-Settlement	UZ	2000000221	9/30/2012	(20.13)
88900000	CAP Move-Settlement	UZ	2000000229	9/30/2012	0.01
88900000	CAP Move-Settlement	UZ	2000000229	9/30/2012	(86.96)
88900000	CAP Move-Settlement	UZ	2000000229	9/30/2012	(0.61)
88900000	CAP Move-Settlement	UZ	2000000229	9/30/2012	(48.79)
88900000	CAP Move-Settlement	UZ	2000000229	9/30/2012	(3.12)
88900000	CAP Move-Settlement	UZ	2000000229	9/30/2012	(4.34)
88900000	CAP Move-Settlement	UZ	2000000229	9/30/2012	15.31
88900000	CAP Move-Settlement	UZ	2000000231	9/30/2012	(8.47)
88900000	CAP Move-Settlement	UZ	2000000231	9/30/2012	(16.99)
88900000	CAP Move-Settlement	UZ	2000000231	9/30/2012	(4.42)
88900000	CAP Move-Settlement	UZ	2000000231	9/30/2012	(35.74)
88900000	CAP Move-Settlement	UZ	2000000231	9/30/2012	11.00
88900000	CAP Move-Settlement	UZ	2000000217	9/30/2012	45.85
88900000	CAP Move-Settlement	UZ	2000000217	9/30/2012	9.34
88900000	CAP Move-Settlement	UZ	2000000217	9/30/2012	3.91
88900000	CAP Move-Settlement	UZ	2000000217	9/30/2012	(6.26)
88900000	CAP Move-Settlement	UZ	2000000217	9/30/2012	(42.04)
88900000	CAP Move-Settlement	UZ	2000000217	9/30/2012	(14.59)
88900000	CAP Move-Settlement	UZ	2000000217	9/30/2012	39.21
88900000	CAP Move-Settlement	UZ	2000000218	9/30/2012	(328.00)
88900000	CAP Move-Settlement	UZ	2000000218	9/30/2012	(386.00)
88900000	CAP Move-Settlement	UZ	2000000218	9/30/2012	13.94
88900000	CAP Move-Settlement	UZ	2000000220	9/30/2012	370.81
88900000	CAP Move-Settlement	UZ	2000000221	9/30/2012	(32.52)
88900000	CAP Move-Settlement	UZ	2000000221	9/30/2012	(2.90)
88900000	CAP Move-Settlement	UZ	2000000221	9/30/2012	10.21
88900000	CAP Move-Settlement	UZ	2000000221	9/30/2012	(13.43)
88900000	CAP Move-Settlement	UZ	2000000228	9/30/2012	(57.96)
88900000	CAP Move-Settlement	UZ	2000000228	9/30/2012	(11.33)
88900000	CAP Move-Settlement	UZ	2000000229	9/30/2012	(2.08)
88900000	CAP Move-Settlement	UZ	2000000229	9/30/2012	(2.95)
88900000	CAP Move-Settlement	UZ	2000000229	9/30/2012	(23.84)
88900000	CAP Move-Settlement	UZ	2000000229	9/30/2012	(5.65)
88900000	CAP Move-Settlement	UZ	2000000229	9/30/2012	(2.30)
88900000	CAP Move-Settlement	UZ	2000000231	9/30/2012	(0.34)
88900000	CAP Move-Settlement	UZ	2000000231	9/30/2012	7.33
88900000	CAP Move-Settlement	UZ	2000000231	9/30/2012	(0.39)
88900000	CAP Move-Settlement	UZ	2000000217	9/30/2012	(429.21)
88900000	CAP Move-Settlement	UZ	2000000217	9/30/2012	(175.53)

Kentucky American Water Company  
Case No. 2012-00520  
Response to PSC DR1, Item 31

Account	Description	Doc Type	Document Number	Posting Date	Amount
88900000	CAP Move-Settlement	UZ	2000000217	9/30/2012	161.01
88900000	CAP Move-Settlement	UZ	2000000217	9/30/2012	(29.06)
88900000	CAP Move-Settlement	UZ	2000000218	9/30/2012	(1,981.02)
88900000	CAP Move-Settlement	UZ	2000000218	9/30/2012	3.01
88900000	CAP Move-Settlement	UZ	2000000218	9/30/2012	2.10
88900000	CAP Move-Settlement	UZ	2000000218	9/30/2012	27.50
88900000	CAP Move-Settlement	UZ	2000000218	9/30/2012	2.04
88900000	CAP Move-Settlement	UZ	2000000218	9/30/2012	(228.82)
88900000	CAP Move-Settlement	UZ	2000000218	9/30/2012	(28.56)
88900000	CAP Move-Settlement	UZ	2000000220	9/30/2012	(56.85)
88900000	CAP Move-Settlement	UZ	2000000229	9/30/2012	0.01
88900000	CAP Move-Settlement	UZ	2000000229	9/30/2012	(5.90)
88900000	CAP Move-Settlement	UZ	2000000229	9/30/2012	(4.60)
88900000	CAP Move-Settlement	UZ	2000000231	9/30/2012	(115.93)
88900000	CAP Move-Settlement	UZ	2000000231	9/30/2012	(0.67)
88900000	CAP Move-Settlement	UZ	2000000231	9/30/2012	(11.29)
88900000	CAP Move-Settlement	UZ	2000000231	9/30/2012	(0.82)
88900000	CAP Move-Settlement	UZ	2000000231	9/30/2012	(47.67)
88900000	CAP Move-Settlement	UZ	2000000231	9/30/2012	(65.04)
88900000	CAP Move-Settlement	UZ	2000000231	9/30/2012	14.66
88900000	CAP Move-Settlement	UZ	2000000231	9/30/2012	(5.80)
88900000	CAP Move-Settlement	UZ	2000000231	9/30/2012	(26.85)
88900000	CAP Move-Settlement	UZ	2000000231	9/30/2012	(22.65)
88900000	CAP Move-Settlement	UZ	2000000231	9/30/2012	20.41
88900000	CAP Move-Settlement	UZ	2000000231	9/30/2012	(4.15)
88900000	CAP Move-Settlement	UZ	2000000218	9/30/2012	(2.51)
88900000	CAP Move-Settlement	UZ	2000000217	9/30/2012	2.05
88900000	CAP Move-Settlement	UZ	2000000217	9/30/2012	(29.67)
88900000	CAP Move-Settlement	UZ	2000000217	9/30/2012	0.19
88900000	CAP Move-Settlement	UZ	2000000218	9/30/2012	0.30
88900000	CAP Move-Settlement	UZ	2000000218	9/30/2012	(38.68)
88900000	CAP Move-Settlement	UZ	2000000218	9/30/2012	2.81
88900000	CAP Move-Settlement	UZ	2000000220	9/30/2012	0.23
88900000	CAP Move-Settlement	UZ	2000000217	9/30/2012	(1.83)
88900000	CAP Move-Settlement	UZ	2000000217	9/30/2012	3,468.64
88900000	CAP Move-Settlement	UZ	2000000217	9/30/2012	(9.68)
88900000	CAP Move-Settlement	UZ	2000000218	9/30/2012	97.94
88900000	CAP Move-Settlement	UZ	2000000218	9/30/2012	(116.52)
88900000	CAP Move-Settlement	UZ	2000000218	9/30/2012	(80.40)
88900000	CAP Move-Settlement	UZ	2000000218	9/30/2012	(61.67)
88900000	CAP Move-Settlement	UZ	2000000218	9/30/2012	(6.11)
88900000	CAP Move-Settlement	UZ	2000000221	9/30/2012	(0.17)
88900000	CAP Move-Settlement	UZ	2000000229	9/30/2012	(6.70)
88900000	CAP Move-Settlement	UZ	2000000229	9/30/2012	(2.83)
88900000	CAP Move-Settlement	UZ	2000000229	9/30/2012	(1.04)
88900000	CAP Move-Settlement	UZ	2000000229	9/30/2012	(1.15)
88900000	CAP Move-Settlement	UZ	2000000229	9/30/2012	(1.47)
88900000	CAP Move-Settlement	UZ	2000000229	9/30/2012	(0.21)
88900000	CAP Move-Settlement	UZ	2000000229	9/30/2012	(11.92)
88900000	CAP Move-Settlement	UZ	2000000231	9/30/2012	(16.25)
88900000	CAP Move-Settlement	UZ	2000000231	9/30/2012	(5.67)
88900000	CAP Move-Settlement	UZ	2000000231	9/30/2012	(28.99)
88900000	CAP Move-Settlement	UZ	2000000231	9/30/2012	(1.44)

Kentucky American Water Company  
Case No. 2012-00520  
Response to PSC DR1, Item 31

Account	Description	Doc Type	Document Number	Posting Date	Amount
88900000	CAP Move-Settlement	UZ	2000000231	9/30/2012	5.10
88900000	CAP Move-Settlement	UZ	2000000231	9/30/2012	3.67
88900000	CAP Move-Settlement	UZ	2000000217	9/30/2012	(116.52)
88900000	CAP Move-Settlement	UZ	2000000217	9/30/2012	(1.83)
88900000	CAP Move-Settlement	UZ	2000000217	9/30/2012	131.49
88900000	CAP Move-Settlement	UZ	2000000217	9/30/2012	(67.26)
88900000	CAP Move-Settlement	UZ	2000000218	9/30/2012	(87.68)
88900000	CAP Move-Settlement	UZ	2000000218	9/30/2012	(9.68)
88900000	CAP Move-Settlement	UZ	2000000218	9/30/2012	(4,813.68)
88900000	CAP Move-Settlement	UZ	2000000218	9/30/2012	(6.12)
88900000	CAP Move-Settlement	UZ	2000000221	9/30/2012	(28.99)
88900000	CAP Move-Settlement	UZ	2000000221	9/30/2012	5.10
88900000	CAP Move-Settlement	UZ	2000000221	9/30/2012	(1.44)
88900000	CAP Move-Settlement	UZ	2000000229	9/30/2012	(1.15)
88900000	CAP Move-Settlement	UZ	2000000229	9/30/2012	(6.70)
88900000	CAP Move-Settlement	UZ	2000000229	9/30/2012	3.67
88900000	CAP Move-Settlement	UZ	2000000229	9/30/2012	(0.21)
88900000	CAP Move-Settlement	UZ	2000000229	9/30/2012	(1.47)
88900000	CAP Move-Settlement	UZ	2000000231	9/30/2012	(2.83)
88900000	CAP Move-Settlement	UZ	2000000231	9/30/2012	(11.92)
88900000	CAP Move-Settlement	UZ	2000000231	9/30/2012	(5.67)
88900000	CAP Move-Settlement	UZ	2000000231	9/30/2012	(0.17)
88900000	CAP Move-Settlement	UZ	2000000231	9/30/2012	(1.04)
88900000	CAP Move-Settlement	UZ	2000000231	9/30/2012	(16.25)
88900000	CAP Move-Settlement	UZ	2000000217	9/30/2012	(259.85)
88900000	CAP Move-Settlement	UZ	2000000217	9/30/2012	328.14
88900000	CAP Move-Settlement	UZ	2000000217	9/30/2012	(199.33)
88900000	CAP Move-Settlement	UZ	2000000217	9/30/2012	(1.05)
88900000	CAP Move-Settlement	UZ	2000000218	9/30/2012	(1,424.52)
88900000	CAP Move-Settlement	UZ	2000000218	9/30/2012	(8.37)
88900000	CAP Move-Settlement	UZ	2000000218	9/30/2012	(134.33)
88900000	CAP Move-Settlement	UZ	2000000218	9/30/2012	(12.48)
88900000	CAP Move-Settlement	UZ	2000000220	9/30/2012	(1,193.23)
88900000	CAP Move-Settlement	UZ	2000000229	9/30/2012	(1.04)
88900000	CAP Move-Settlement	UZ	2000000229	9/30/2012	(16.25)
88900000	CAP Move-Settlement	UZ	2000000229	9/30/2012	(1.47)
88900000	CAP Move-Settlement	UZ	2000000229	9/30/2012	(1.15)
88900000	CAP Move-Settlement	UZ	2000000229	9/30/2012	(5.67)
88900000	CAP Move-Settlement	UZ	2000000229	9/30/2012	(28.99)
88900000	CAP Move-Settlement	UZ	2000000229	9/30/2012	3.67
88900000	CAP Move-Settlement	UZ	2000000229	9/30/2012	(2.83)
88900000	CAP Move-Settlement	UZ	2000000229	9/30/2012	(6.70)
88900000	CAP Move-Settlement	UZ	2000000231	9/30/2012	5.10
88900000	CAP Move-Settlement	UZ	2000000231	9/30/2012	(11.92)
88900000	CAP Move-Settlement	UZ	2000000231	9/30/2012	(0.21)
88900000	CAP Move-Settlement	UZ	2000000231	9/30/2012	(1.44)
88900000	CAP Move-Settlement	UZ	2000000231	9/30/2012	(0.17)
88900000	CAP Move-Settlement	UZ	2000000217	9/30/2012	270.25
88900000	CAP Move-Settlement	UZ	2000000217	9/30/2012	(327.22)
88900000	CAP Move-Settlement	UZ	2000000217	9/30/2012	(24.39)
88900000	CAP Move-Settlement	UZ	2000000218	9/30/2012	(155.53)
88900000	CAP Move-Settlement	UZ	2000000218	9/30/2012	(17.18)
88900000	CAP Move-Settlement	UZ	2000000218	9/30/2012	(202.75)

## Kentucky American Water Company

Case No. 2012-00520

Response to PSC DR1, Item 31

Account	Description	Doc Type	Document Number	Posting Date	Amount
88900000	CAP Move-Settlement	UZ	2000000218	9/30/2012	(70.73)
88900000	CAP Move-Settlement	UZ	2000000218	9/30/2012	(1,978.96)
88900000	CAP Move-Settlement	UZ	2000000221	9/30/2012	(115.93)
88900000	CAP Move-Settlement	UZ	2000000221	9/30/2012	(0.82)
88900000	CAP Move-Settlement	UZ	2000000221	9/30/2012	(4.60)
88900000	CAP Move-Settlement	UZ	2000000229	9/30/2012	20.41
88900000	CAP Move-Settlement	UZ	2000000229	9/30/2012	(5.80)
88900000	CAP Move-Settlement	UZ	2000000229	9/30/2012	(65.04)
88900000	CAP Move-Settlement	UZ	2000000229	9/30/2012	(22.65)
88900000	CAP Move-Settlement	UZ	2000000229	9/30/2012	(4.15)
88900000	CAP Move-Settlement	UZ	2000000229	9/30/2012	(47.67)
88900000	CAP Move-Settlement	UZ	2000000229	9/30/2012	(26.85)
88900000	CAP Move-Settlement	UZ	2000000231	9/30/2012	0.01
88900000	CAP Move-Settlement	UZ	2000000231	9/30/2012	(11.29)
88900000	CAP Move-Settlement	UZ	2000000231	9/30/2012	14.66
88900000	CAP Move-Settlement	UZ	2000000231	9/30/2012	(5.90)
88900000	CAP Move-Settlement	UZ	2000000231	9/30/2012	(0.67)
88900000	CAP Move-Settlement	UZ	2000000217	9/30/2012	(41.43)
88900000	CAP Move-Settlement	UZ	2000000217	9/30/2012	95.06
88900000	CAP Move-Settlement	UZ	2000000217	9/30/2012	(707.99)
88900000	CAP Move-Settlement	UZ	2000000217	9/30/2012	(70.20)
88900000	CAP Move-Settlement	UZ	2000000218	9/30/2012	(95.91)
88900000	CAP Move-Settlement	UZ	2000000218	9/30/2012	(9.78)
88900000	CAP Move-Settlement	UZ	2000000218	9/30/2012	(73.58)
88900000	CAP Move-Settlement	UZ	2000000221	9/30/2012	(19.85)
88900000	CAP Move-Settlement	UZ	2000000229	9/30/2012	25.66
88900000	CAP Move-Settlement	UZ	2000000229	9/30/2012	(10.38)
88900000	CAP Move-Settlement	UZ	2000000229	9/30/2012	(1.44)
88900000	CAP Move-Settlement	UZ	2000000229	9/30/2012	(7.38)
88900000	CAP Move-Settlement	UZ	2000000229	9/30/2012	35.81
88900000	CAP Move-Settlement	UZ	2000000231	9/30/2012	(28.10)
88900000	CAP Move-Settlement	UZ	2000000231	9/30/2012	0.02
88900000	CAP Move-Settlement	UZ	2000000231	9/30/2012	(1.48)
88900000	CAP Move-Settlement	UZ	2000000231	9/30/2012	(114.71)
88900000	CAP Move-Settlement	UZ	2000000231	9/30/2012	(84.18)
88900000	CAP Move-Settlement	UZ	2000000231	9/30/2012	(54.34)
88900000	CAP Move-Settlement	UZ	2000000231	9/30/2012	(10.31)
88900000	CAP Move-Settlement	UZ	2000000231	9/30/2012	(39.88)
88900000	CAP Move-Settlement	UZ	2000000231	9/30/2012	(202.93)
88900000	CAP Move-Settlement	UZ	2000000217	9/30/2012	(0.21)
88900000	CAP Move-Settlement	UZ	2000000218	9/30/2012	(0.16)
88900000	CAP Move-Settlement	UZ	2000000217	9/30/2012	(673.01)
88900000	CAP Move-Settlement	UZ	2000000217	9/30/2012	(40.75)
88900000	CAP Move-Settlement	UZ	2000000217	9/30/2012	(43.87)
88900000	CAP Move-Settlement	UZ	2000000218	9/30/2012	(112.63)
88900000	CAP Move-Settlement	UZ	2000000218	9/30/2012	(94.11)
88900000	CAP Move-Settlement	UZ	2000000218	9/30/2012	(86.40)
88900000	CAP Move-Settlement	UZ	2000000218	9/30/2012	(722.02)
88900000	CAP Move-Settlement	UZ	2000000220	9/30/2012	158.00
88900000	CAP Move-Settlement	UZ	2000000221	9/30/2012	25.66
88900000	CAP Move-Settlement	UZ	2000000221	9/30/2012	(10.32)
88900000	CAP Move-Settlement	UZ	2000000228	9/30/2012	(46.98)
88900000	CAP Move-Settlement	UZ	2000000229	9/30/2012	(1.18)

Kentucky American Water Company  
Case No. 2012-00520  
Response to PSC DR1, Item 31

Account	Description	Doc Type	Document Number	Posting Date	Amount
88900000	CAP Move-Settlement	UZ	2000000229	9/30/2012	(113.82)
88900000	CAP Move-Settlement	UZ	2000000229	9/30/2012	(10.14)
88900000	CAP Move-Settlement	UZ	2000000229	9/30/2012	(19.79)
88900000	CAP Move-Settlement	UZ	2000000229	9/30/2012	(7.27)
88900000	CAP Move-Settlement	UZ	2000000229	9/30/2012	(202.88)
88900000	CAP Move-Settlement	UZ	2000000229	9/30/2012	0.02
88900000	CAP Move-Settlement	UZ	2000000231	9/30/2012	35.72
88900000	CAP Move-Settlement	UZ	2000000231	9/30/2012	(39.64)
88900000	CAP Move-Settlement	UZ	2000000231	9/30/2012	(8.05)
88900000	CAP Move-Settlement	UZ	2000000231	9/30/2012	(83.43)
88900000	CAP Move-Settlement	UZ	2000000231	9/30/2012	(1.43)
88900000	CAP Move-Settlement	UZ	2000000217	9/30/2012	(0.16)
88900000	CAP Move-Settlement	UZ	2000000218	9/30/2012	(0.21)
88900000	CAP Move-Settlement	UZ	2000000217	9/30/2012	(316.62)
88900000	CAP Move-Settlement	UZ	2000000217	9/30/2012	(166.48)
88900000	CAP Move-Settlement	UZ	2000000217	9/30/2012	(23.60)
88900000	CAP Move-Settlement	UZ	2000000217	9/30/2012	(470.00)
88900000	CAP Move-Settlement	UZ	2000000218	9/30/2012	(127.71)
88900000	CAP Move-Settlement	UZ	2000000218	9/30/2012	(8.51)
88900000	CAP Move-Settlement	UZ	2000000218	9/30/2012	(20.04)
88900000	CAP Move-Settlement	UZ	2000000218	9/30/2012	398.04
88900000	CAP Move-Settlement	UZ	2000000218	9/30/2012	(1,661.24)
88900000	CAP Move-Settlement	UZ	2000000221	9/30/2012	(20.13)
88900000	CAP Move-Settlement	UZ	2000000221	9/30/2012	(86.96)
88900000	CAP Move-Settlement	UZ	2000000221	9/30/2012	(3.45)
88900000	CAP Move-Settlement	UZ	2000000221	9/30/2012	(4.42)
88900000	CAP Move-Settlement	UZ	2000000229	9/30/2012	15.31
88900000	CAP Move-Settlement	UZ	2000000229	9/30/2012	(0.61)
88900000	CAP Move-Settlement	UZ	2000000229	9/30/2012	(8.47)
88900000	CAP Move-Settlement	UZ	2000000229	9/30/2012	(4.34)
88900000	CAP Move-Settlement	UZ	2000000229	9/30/2012	(3.12)
88900000	CAP Move-Settlement	UZ	2000000229	9/30/2012	11.00
88900000	CAP Move-Settlement	UZ	2000000231	9/30/2012	(0.50)
88900000	CAP Move-Settlement	UZ	2000000231	9/30/2012	(16.99)
88900000	CAP Move-Settlement	UZ	2000000231	9/30/2012	(35.74)
88900000	CAP Move-Settlement	UZ	2000000231	9/30/2012	0.01
88900000	CAP Move-Settlement	UZ	2000000231	9/30/2012	(48.79)
88900000	CAP Move-Settlement	UZ	2000000217	9/30/2012	(0.02)
88900000	CAP Move-Settlement	UZ	2000000217	9/30/2012	(0.03)
88900000	CAP Move-Settlement	UZ	2000000217	9/30/2012	(19.07)
88900000	CAP Move-Settlement	UZ	2000000217	9/30/2012	0.99
88900000	CAP Move-Settlement	UZ	2000000217	9/30/2012	(2,215.02)
88900000	CAP Move-Settlement	UZ	2000000217	9/30/2012	(468.82)
88900000	CAP Move-Settlement	UZ	2000000217	9/30/2012	0.82
88900000	CAP Move-Settlement	UZ	2000000217	9/30/2012	(70.14)
88900000	CAP Move-Settlement	UZ	2000000217	9/30/2012	(302.45)
88900000	CAP Move-Settlement	UZ	2000000218	9/30/2012	(0.05)
88900000	CAP Move-Settlement	UZ	2000000218	9/30/2012	(22.78)
88900000	CAP Move-Settlement	UZ	2000000218	9/30/2012	14.18
88900000	CAP Move-Settlement	UZ	2000000218	9/30/2012	1.18
88900000	CAP Move-Settlement	UZ	2000000220	9/30/2012	97.71
88900000	CAP Move-Settlement	UZ	2000000220	9/30/2012	(53.81)
88900000	CAP Move-Settlement	UZ	2000000221	9/30/2012	(16.99)

Kentucky American Water Company  
Case No. 2012-00520  
Response to PSC DR1, Item 31

Account	Description	Doc Type	Document Number	Posting Date	Amount
88900000	CAP Move-Settlement	UZ	2000000229	9/30/2012	(20.13)
88900000	CAP Move-Settlement	UZ	2000000229	9/30/2012	(86.96)
88900000	CAP Move-Settlement	UZ	2000000229	9/30/2012	(3.12)
88900000	CAP Move-Settlement	UZ	2000000229	9/30/2012	(0.50)
88900000	CAP Move-Settlement	UZ	2000000229	9/30/2012	11.00
88900000	CAP Move-Settlement	UZ	2000000231	9/30/2012	15.31
88900000	CAP Move-Settlement	UZ	2000000231	9/30/2012	(4.34)
88900000	CAP Move-Settlement	UZ	2000000231	9/30/2012	0.01
88900000	CAP Move-Settlement	UZ	2000000231	9/30/2012	(35.74)
88900000	CAP Move-Settlement	UZ	2000000231	9/30/2012	(0.61)
88900000	CAP Move-Settlement	UZ	2000000231	9/30/2012	(8.47)
88900000	CAP Move-Settlement	UZ	2000000231	9/30/2012	(3.45)
88900000	CAP Move-Settlement	UZ	2000000231	9/30/2012	(48.79)
88900000	CAP Move-Settlement	UZ	2000000231	9/30/2012	(4.42)
88900000	CAP Move-Settlement	UZ	2000000218	9/30/2012	(0.08)
88900000	CAP Move-Settlement	UZ	2000000218	9/30/2012	(0.10)
88900000	CAP Move-Settlement	UZ	2000000217	9/30/2012	(20.03)
88900000	CAP Move-Settlement	UZ	2000000217	9/30/2012	(356.33)
88900000	CAP Move-Settlement	UZ	2000000217	9/30/2012	(649.72)
88900000	CAP Move-Settlement	UZ	2000000217	9/30/2012	(20.73)
88900000	CAP Move-Settlement	UZ	2000000218	9/30/2012	(58.81)
88900000	CAP Move-Settlement	UZ	2000000218	9/30/2012	(76.66)
88900000	CAP Move-Settlement	UZ	2000000218	9/30/2012	95.33
88900000	CAP Move-Settlement	UZ	2000000220	9/30/2012	(11.30)
88900000	CAP Move-Settlement	UZ	2000000221	9/30/2012	(4.15)
88900000	CAP Move-Settlement	UZ	2000000221	9/30/2012	(11.29)
88900000	CAP Move-Settlement	UZ	2000000229	9/30/2012	(47.67)
88900000	CAP Move-Settlement	UZ	2000000229	9/30/2012	(4.60)
88900000	CAP Move-Settlement	UZ	2000000229	9/30/2012	(0.82)
88900000	CAP Move-Settlement	UZ	2000000229	9/30/2012	(5.80)
88900000	CAP Move-Settlement	UZ	2000000229	9/30/2012	14.66
88900000	CAP Move-Settlement	UZ	2000000231	9/30/2012	(26.85)
88900000	CAP Move-Settlement	UZ	2000000231	9/30/2012	(5.90)
88900000	CAP Move-Settlement	UZ	2000000231	9/30/2012	(65.04)
88900000	CAP Move-Settlement	UZ	2000000231	9/30/2012	0.01
88900000	CAP Move-Settlement	UZ	2000000231	9/30/2012	(0.67)
88900000	CAP Move-Settlement	UZ	2000000231	9/30/2012	20.41
88900000	CAP Move-Settlement	UZ	2000000231	9/30/2012	(22.65)
88900000	CAP Move-Settlement	UZ	2000000231	9/30/2012	(115.93)
88900000	CAP Move-Settlement	UZ	2000000218	9/30/2012	(0.39)
88900000	CAP Move-Settlement	UZ	2000000218	9/30/2012	(0.51)
88900000	CAP Move-Settlement	UZ	2000000217	9/30/2012	(20.73)
88900000	CAP Move-Settlement	UZ	2000000217	9/30/2012	(20.03)
88900000	CAP Move-Settlement	UZ	2000000218	9/30/2012	(54.15)
88900000	CAP Move-Settlement	UZ	2000000218	9/30/2012	(11.30)
88900000	CAP Move-Settlement	UZ	2000000218	9/30/2012	(70.59)
88900000	CAP Move-Settlement	UZ	2000000218	9/30/2012	82.14
88900000	CAP Move-Settlement	UZ	2000000220	9/30/2012	(649.72)
88900000	CAP Move-Settlement	UZ	2000000220	9/30/2012	(356.33)
88900000	CAP Move-Settlement	UZ	2000000221	9/30/2012	(0.67)
88900000	CAP Move-Settlement	UZ	2000000221	9/30/2012	(5.90)
88900000	CAP Move-Settlement	UZ	2000000228	9/30/2012	(47.67)
88900000	CAP Move-Settlement	UZ	2000000229	9/30/2012	(5.80)

Kentucky American Water Company  
Case No. 2012-00520  
Response to PSC DR1, Item 31

Account	Description	Doc Type	Document Number	Posting Date	Amount
88900000	CAP Move-Settlement	UZ	2000000229	9/30/2012	(4.15)
88900000	CAP Move-Settlement	UZ	2000000229	9/30/2012	(65.04)
88900000	CAP Move-Settlement	UZ	2000000229	9/30/2012	20.41
88900000	CAP Move-Settlement	UZ	2000000229	9/30/2012	14.66
88900000	CAP Move-Settlement	UZ	2000000231	9/30/2012	(0.82)
88900000	CAP Move-Settlement	UZ	2000000231	9/30/2012	(22.65)
88900000	CAP Move-Settlement	UZ	2000000231	9/30/2012	(115.93)
88900000	CAP Move-Settlement	UZ	2000000231	9/30/2012	(26.85)
88900000	CAP Move-Settlement	UZ	2000000231	9/30/2012	0.01
88900000	CAP Move-Settlement	UZ	2000000231	9/30/2012	(11.29)
88900000	CAP Move-Settlement	UZ	2000000231	9/30/2012	(4.60)
88900000	CAP Move-Settlement	UZ	2000000217	9/30/2012	(0.46)
88900000	CAP Move-Settlement	UZ	2000000218	9/30/2012	(0.59)
88900000	CAP Move-Settlement	UZ	2000000217	9/30/2012	11.40
88900000	CAP Move-Settlement	UZ	2000000217	9/30/2012	(11,719.79)
88900000	CAP Move-Settlement	UZ	2000000217	9/30/2012	1.43
88900000	CAP Move-Settlement	UZ	2000000217	9/30/2012	0.96
88900000	CAP Move-Settlement	UZ	2000000217	9/30/2012	(25.09)
88900000	CAP Move-Settlement	UZ	2000000217	9/30/2012	552.87
88900000	CAP Move-Settlement	UZ	2000000217	9/30/2012	(31.97)
88900000	CAP Move-Settlement	UZ	2000000218	9/30/2012	(378.08)
88900000	CAP Move-Settlement	UZ	2000000218	9/30/2012	(492.86)
88900000	CAP Move-Settlement	UZ	2000000218	9/30/2012	(14.96)
88900000	CAP Move-Settlement	UZ	2000000218	9/30/2012	(501.41)
88900000	CAP Move-Settlement	UZ	2000000218	9/30/2012	1.35
88900000	CAP Move-Settlement	UZ	2000000220	9/30/2012	(585.16)
88900000	CAP Move-Settlement	UZ	2000000221	9/30/2012	18.33
88900000	CAP Move-Settlement	UZ	2000000221	9/30/2012	(5.19)
88900000	CAP Move-Settlement	UZ	2000000228	9/30/2012	(0.84)
88900000	CAP Move-Settlement	UZ	2000000229	9/30/2012	(59.60)
88900000	CAP Move-Settlement	UZ	2000000229	9/30/2012	(144.91)
88900000	CAP Move-Settlement	UZ	2000000229	9/30/2012	(81.31)
88900000	CAP Move-Settlement	UZ	2000000229	9/30/2012	(5.75)
88900000	CAP Move-Settlement	UZ	2000000229	9/30/2012	(1.02)
88900000	CAP Move-Settlement	UZ	2000000229	9/30/2012	(7.24)
88900000	CAP Move-Settlement	UZ	2000000231	9/30/2012	(28.31)
88900000	CAP Move-Settlement	UZ	2000000231	9/30/2012	(14.13)
88900000	CAP Move-Settlement	UZ	2000000231	9/30/2012	(33.56)
88900000	CAP Move-Settlement	UZ	2000000231	9/30/2012	(7.37)
88900000	CAP Move-Settlement	UZ	2000000231	9/30/2012	25.51
88900000	CAP Move-Settlement	UZ	2000000231	9/30/2012	0.01
88900000	CAP Move-Settlement	UZ	2000000217	9/30/2012	(489.54)
88900000	CAP Move-Settlement	UZ	2000000217	9/30/2012	1.89
88900000	CAP Move-Settlement	UZ	2000000217	9/30/2012	(308.39)
88900000	CAP Move-Settlement	UZ	2000000217	9/30/2012	(576.82)
88900000	CAP Move-Settlement	UZ	2000000217	9/30/2012	1.15
88900000	CAP Move-Settlement	UZ	2000000217	9/30/2012	17.42
88900000	CAP Move-Settlement	UZ	2000000218	9/30/2012	(236.57)
88900000	CAP Move-Settlement	UZ	2000000218	9/30/2012	(14.36)
88900000	CAP Move-Settlement	UZ	2000000218	9/30/2012	(24.61)
88900000	CAP Move-Settlement	UZ	2000000218	9/30/2012	(31.44)
88900000	CAP Move-Settlement	UZ	2000000218	9/30/2012	367.51
88900000	CAP Move-Settlement	UZ	2000000218	9/30/2012	1.61



Kentucky American Water Company  
Case No. 2012-00520  
Response to PSC DR1, Item 31

Account	Description	Doc Type	Document Number	Posting Date	Amount
88900000	CAP Move-Settlement	UZ	2000000220	9/30/2012	(11,027.95)
88900000	CAP Move-Settlement	UZ	2000000221	9/30/2012	(5.75)
88900000	CAP Move-Settlement	UZ	2000000221	9/30/2012	18.33
88900000	CAP Move-Settlement	UZ	2000000221	9/30/2012	(0.84)
88900000	CAP Move-Settlement	UZ	2000000229	9/30/2012	(81.31)
88900000	CAP Move-Settlement	UZ	2000000229	9/30/2012	(144.91)
88900000	CAP Move-Settlement	UZ	2000000229	9/30/2012	(14.13)
88900000	CAP Move-Settlement	UZ	2000000229	9/30/2012	(33.56)
88900000	CAP Move-Settlement	UZ	2000000229	9/30/2012	(7.37)
88900000	CAP Move-Settlement	UZ	2000000229	9/30/2012	0.01
88900000	CAP Move-Settlement	UZ	2000000229	9/30/2012	(7.24)
88900000	CAP Move-Settlement	UZ	2000000231	9/30/2012	(5.19)
88900000	CAP Move-Settlement	UZ	2000000231	9/30/2012	(1.02)
88900000	CAP Move-Settlement	UZ	2000000231	9/30/2012	(28.31)
88900000	CAP Move-Settlement	UZ	2000000231	9/30/2012	25.51
88900000	CAP Move-Settlement	UZ	2000000231	9/30/2012	(59.60)
88900000	CAP Move-Settlement	UZ	2000000218	9/30/2012	(0.03)
88900000	CAP Move-Settlement	UZ	2000000218	9/30/2012	(45.91)
88900000	CAP Move-Settlement	UZ	2000000218	9/30/2012	(35.22)
88900000	CAP Move-Settlement	UZ	2000000217	9/30/2012	(45.91)
88900000	CAP Move-Settlement	UZ	2000000218	9/30/2012	(35.22)
88900000	CAP Move-Settlement	UZ	2000000218	9/30/2012	(0.01)
88900000	CAP Move-Settlement	UZ	2000000220	9/30/2012	0.03
88900000	CAP Move-Settlement	UZ	2000000217	9/30/2012	(312.73)
88900000	CAP Move-Settlement	UZ	2000000217	9/30/2012	(973.86)
88900000	CAP Move-Settlement	UZ	2000000217	9/30/2012	(8,047.83)
88900000	CAP Move-Settlement	UZ	2000000217	9/30/2012	(3,904.33)
88900000	CAP Move-Settlement	UZ	2000000217	9/30/2012	(407.67)
88900000	CAP Move-Settlement	UZ	2000000218	9/30/2012	(8,333.01)
88900000	CAP Move-Settlement	UZ	2000000218	9/30/2012	(374.23)
88900000	CAP Move-Settlement	UZ	2000000218	9/30/2012	(5,511.91)
88900000	CAP Move-Settlement	UZ	2000000221	9/30/2012	(9.41)
88900000	CAP Move-Settlement	UZ	2000000229	9/30/2012	(667.45)
88900000	CAP Move-Settlement	UZ	2000000229	9/30/2012	(158.21)
88900000	CAP Move-Settlement	UZ	2000000229	9/30/2012	(82.55)
88900000	CAP Move-Settlement	UZ	2000000229	9/30/2012	(81.08)
88900000	CAP Move-Settlement	UZ	2000000229	9/30/2012	(375.88)
88900000	CAP Move-Settlement	UZ	2000000229	9/30/2012	(64.40)
88900000	CAP Move-Settlement	UZ	2000000231	9/30/2012	0.13
88900000	CAP Move-Settlement	UZ	2000000231	9/30/2012	(910.60)
88900000	CAP Move-Settlement	UZ	2000000231	9/30/2012	285.76
88900000	CAP Move-Settlement	UZ	2000000231	9/30/2012	(58.16)
88900000	CAP Move-Settlement	UZ	2000000231	9/30/2012	(1,623.04)
88900000	CAP Move-Settlement	UZ	2000000231	9/30/2012	(317.16)
88900000	CAP Move-Settlement	UZ	2000000231	9/30/2012	205.31
88900000	CAP Move-Settlement	UZ	2000000231	9/30/2012	(11.41)
88900000	CAP Move-Settlement	UZ	2000000218	9/30/2012	(0.15)
88900000	CAP Move-Settlement	UZ	2000000218	9/30/2012	(0.11)
88900000	CAP Move-Settlement	UZ	2000000217	9/30/2012	(3,400.24)
88900000	CAP Move-Settlement	UZ	2000000217	9/30/2012	(268.16)
88900000	CAP Move-Settlement	UZ	2000000217	9/30/2012	(5,107.92)
88900000	CAP Move-Settlement	UZ	2000000217	9/30/2012	(8,036.23)
88900000	CAP Move-Settlement	UZ	2000000217	9/30/2012	(349.57)

Kentucky American Water Company  
Case No. 2012-00520  
Response to PSC DR1, Item 31

Account	Description	Doc Type	Document Number	Posting Date	Amount
88900000	CAP Move-Settlement	UZ	2000000218	9/30/2012	346.41
88900000	CAP Move-Settlement	UZ	2000000218	9/30/2012	(290.93)
88900000	CAP Move-Settlement	UZ	2000000220	9/30/2012	(2,950.33)
88900000	CAP Move-Settlement	UZ	2000000220	9/30/2012	(134.73)
88900000	CAP Move-Settlement	UZ	2000000221	9/30/2012	(214.80)
88900000	CAP Move-Settlement	UZ	2000000221	9/30/2012	(520.34)
88900000	CAP Move-Settlement	UZ	2000000221	9/30/2012	(90.40)
88900000	CAP Move-Settlement	UZ	2000000221	9/30/2012	(5.37)
88900000	CAP Move-Settlement	UZ	2000000221	9/30/2012	(927.46)
88900000	CAP Move-Settlement	UZ	2000000229	9/30/2012	(36.80)
88900000	CAP Move-Settlement	UZ	2000000229	9/30/2012	0.07
88900000	CAP Move-Settlement	UZ	2000000229	9/30/2012	(381.40)
88900000	CAP Move-Settlement	UZ	2000000229	9/30/2012	(6.53)
88900000	CAP Move-Settlement	UZ	2000000229	9/30/2012	(181.25)
88900000	CAP Move-Settlement	UZ	2000000231	9/30/2012	117.32
88900000	CAP Move-Settlement	UZ	2000000231	9/30/2012	(46.32)
88900000	CAP Move-Settlement	UZ	2000000231	9/30/2012	163.29
88900000	CAP Move-Settlement	UZ	2000000231	9/30/2012	(47.17)
88900000	CAP Move-Settlement	UZ	2000000231	9/30/2012	(33.24)
88900000	CAP Move-Settlement	UZ	2000000217	9/30/2012	(18.18)
88900000	CAP Move-Settlement	UZ	2000000217	9/30/2012	(31.09)
88900000	CAP Move-Settlement	UZ	2000000217	9/30/2012	(68.63)
88900000	CAP Move-Settlement	UZ	2000000218	9/30/2012	(76.23)
88900000	CAP Move-Settlement	UZ	2000000218	9/30/2012	(604.39)
88900000	CAP Move-Settlement	UZ	2000000218	9/30/2012	71.21
88900000	CAP Move-Settlement	UZ	2000000219	9/30/2012	(52.65)
88900000	CAP Move-Settlement	UZ	2000000221	9/30/2012	(6.23)
88900000	CAP Move-Settlement	UZ	2000000221	9/30/2012	(33.97)
88900000	CAP Move-Settlement	UZ	2000000228	9/30/2012	22.00
88900000	CAP Move-Settlement	UZ	2000000229	9/30/2012	30.62
88900000	CAP Move-Settlement	UZ	2000000229	9/30/2012	0.01
88900000	CAP Move-Settlement	UZ	2000000229	9/30/2012	(173.90)
88900000	CAP Move-Settlement	UZ	2000000229	9/30/2012	(16.95)
88900000	CAP Move-Settlement	UZ	2000000229	9/30/2012	(8.68)
88900000	CAP Move-Settlement	UZ	2000000229	9/30/2012	(6.90)
88900000	CAP Move-Settlement	UZ	2000000231	9/30/2012	(71.53)
88900000	CAP Move-Settlement	UZ	2000000231	9/30/2012	(1.21)
88900000	CAP Move-Settlement	UZ	2000000231	9/30/2012	(40.27)
88900000	CAP Move-Settlement	UZ	2000000231	9/30/2012	(1.01)
88900000	CAP Move-Settlement	UZ	2000000231	9/30/2012	(8.84)
88900000	CAP Move-Settlement	UZ	2000000231	9/30/2012	(97.56)
88900000	CAP Move-Settlement	UZ	2000000217	9/30/2012	(1,828.36)
88900000	CAP Move-Settlement	UZ	2000000217	9/30/2012	(1,828.36)
88900000	CAP Move-Settlement	UZ	2000000218	9/30/2012	(1,828.36)
88900000	CAP Move-Settlement	UZ	2000000218	9/30/2012	2.60
88900000	CAP Move-Settlement	UZ	2000000218	9/30/2012	(4.14)
88900000	CAP Move-Settlement	UZ	2000000217	9/30/2012	4.99
88900000	CAP Move-Settlement	UZ	2000000217	9/30/2012	(4.14)
88900000	CAP Move-Settlement	UZ	2000000217	9/30/2012	5.24
88900000	CAP Move-Settlement	UZ	2000000217	9/30/2012	(4.14)
88900000	CAP Move-Settlement	UZ	2000000217	9/30/2012	0.64
88900000	CAP Move-Settlement	UZ	2000000218	9/30/2012	0.64
88900000	CAP Move-Settlement	UZ	2000000217	9/30/2012	0.64

Kentucky American Water Company  
Case No. 2012-00520  
Response to PSC DR1, Item 31

Account	Description	Doc Type	Document Number	Posting Date	Amount
88900000	CAP Move-Settlement	UZ	2000000218	9/30/2012	(16.79)
88900000	CAP Move-Settlement	UZ	2000000217	9/30/2012	21.79
88900000	CAP Move-Settlement	UZ	2000000217	9/30/2012	0.31
88900000	CAP Move-Settlement	UZ	2000000217	9/30/2012	(45.33)
88900000	CAP Move-Settlement	UZ	2000000217	9/30/2012	21.62
88900000	CAP Move-Settlement	UZ	2000000217	9/30/2012	(71.70)
88900000	CAP Move-Settlement	UZ	2000000217	9/30/2012	(37.72)
88900000	CAP Move-Settlement	UZ	2000000218	9/30/2012	25.34
88900000	CAP Move-Settlement	UZ	2000000218	9/30/2012	40.08
88900000	CAP Move-Settlement	UZ	2000000218	9/30/2012	10.01
88900000	CAP Move-Settlement	UZ	2000000218	9/30/2012	(491.52)
88900000	CAP Move-Settlement	UZ	2000000218	9/30/2012	273.97
88900000	CAP Move-Settlement	UZ	2000000221	9/30/2012	(33.56)
88900000	CAP Move-Settlement	UZ	2000000221	9/30/2012	18.33
88900000	CAP Move-Settlement	UZ	2000000229	9/30/2012	(81.31)
88900000	CAP Move-Settlement	UZ	2000000229	9/30/2012	(7.24)
88900000	CAP Move-Settlement	UZ	2000000229	9/30/2012	(14.13)
88900000	CAP Move-Settlement	UZ	2000000229	9/30/2012	25.51
88900000	CAP Move-Settlement	UZ	2000000229	9/30/2012	(1.02)
88900000	CAP Move-Settlement	UZ	2000000229	9/30/2012	(0.84)
88900000	CAP Move-Settlement	UZ	2000000231	9/30/2012	(5.19)
88900000	CAP Move-Settlement	UZ	2000000231	9/30/2012	0.01
88900000	CAP Move-Settlement	UZ	2000000231	9/30/2012	(28.31)
88900000	CAP Move-Settlement	UZ	2000000231	9/30/2012	(59.60)
88900000	CAP Move-Settlement	UZ	2000000231	9/30/2012	(7.37)
88900000	CAP Move-Settlement	UZ	2000000231	9/30/2012	(5.75)
88900000	CAP Move-Settlement	UZ	2000000231	9/30/2012	(144.91)
88900000	CAP Move-Settlement	UZ	2000000217	9/30/2012	1.78
88900000	CAP Move-Settlement	UZ	2000000217	9/30/2012	(16.45)
88900000	CAP Move-Settlement	UZ	2000000217	9/30/2012	(21.45)
88900000	CAP Move-Settlement	UZ	2000000220	9/30/2012	(1,495.01)
88900000	CAP Move-Settlement	UZ	2000000217	9/30/2012	(3.24)
88900000	CAP Move-Settlement	UZ	2000000218	9/30/2012	7.48
88900000	CAP Move-Settlement	UZ	2000000218	9/30/2012	(4.23)
88900000	CAP Move-Settlement	UZ	2000000220	9/30/2012	(6.21)
88900000	CAP Move-Settlement	UZ	2000000218	9/30/2012	(1,828.36)
88900000	CAP Move-Settlement	UZ	2000000218	9/30/2012	(1,828.36)
88900000	CAP Move-Settlement	UZ	2000000217	9/30/2012	(3.24)
88900000	CAP Move-Settlement	UZ	2000000218	9/30/2012	7.48
88900000	CAP Move-Settlement	UZ	2000000218	9/30/2012	(6.21)
88900000	CAP Move-Settlement	UZ	2000000218	9/30/2012	(4.23)
88900000	CAP Move-Settlement	UZ	2000000217	9/30/2012	(1,825.47)
88900000	CAP Move-Settlement	UZ	2000000218	9/30/2012	(21.44)
88900000	CAP Move-Settlement	UZ	2000000220	9/30/2012	(16.45)
88900000	CAP Move-Settlement	UZ	2000000217	9/30/2012	(27.65)
88900000	CAP Move-Settlement	UZ	2000000220	9/30/2012	(36.04)
88900000	CAP Move-Settlement	UZ	2000000217	9/30/2012	(36.04)
88900000	CAP Move-Settlement	UZ	2000000220	9/30/2012	(27.65)
88900000	CAP Move-Settlement	UZ	2000000217	9/30/2012	(0.39)
88900000	CAP Move-Settlement	UZ	2000000218	9/30/2012	(247.03)
88900000	CAP Move-Settlement	UZ	2000000217	9/30/2012	(0.39)
88900000	CAP Move-Settlement	UZ	2000000220	9/30/2012	(247.03)
88900000	CAP Move-Settlement	UZ	2000000217	9/30/2012	(247.03)

Kentucky American Water Company  
Case No. 2012-00520  
Response to PSC DR1, Item 31

Account	Description	Doc Type	Document Number	Posting Date	Amount
88900000	CAP Move-Settlement	UZ	2000000217	9/30/2012	(0.39)
88900000	CAP Move-Settlement	UZ	2000000217	9/30/2012	(13.19)
88900000	CAP Move-Settlement	UZ	2000000218	9/30/2012	(370.55)
88900000	CAP Move-Settlement	UZ	2000000218	9/30/2012	(0.59)
88900000	CAP Move-Settlement	UZ	2000000219	9/30/2012	(17.20)
88900000	CAP Move-Settlement	UZ	2000000217	9/30/2012	(0.59)
88900000	CAP Move-Settlement	UZ	2000000217	9/30/2012	(13.19)
88900000	CAP Move-Settlement	UZ	2000000217	9/30/2012	(370.55)
88900000	CAP Move-Settlement	UZ	2000000218	9/30/2012	(17.20)
88900000	CAP Move-Settlement	UZ	2000000217	9/30/2012	(3.04)
88900000	CAP Move-Settlement	UZ	2000000217	9/30/2012	(2.68)
88900000	CAP Move-Settlement	UZ	2000000218	9/30/2012	(3.49)
88900000	CAP Move-Settlement	UZ	2000000218	9/30/2012	6.11
88900000	CAP Move-Settlement	UZ	2000000217	9/30/2012	(3,910.00)
88900000	CAP Move-Settlement	UZ	2000000217	9/30/2012	(0.01)
88900000	CAP Move-Settlement	UZ	2000000218	9/30/2012	(26.97)
88900000	CAP Move-Settlement	UZ	2000000220	9/30/2012	(20.69)
88900000	CAP Move-Settlement	UZ	2000000217	9/30/2012	(20.69)
88900000	CAP Move-Settlement	UZ	2000000218	9/30/2012	(26.97)
88900000	CAP Move-Settlement	UZ	2000000217	9/30/2012	7.84
88900000	CAP Move-Settlement	UZ	2000000218	9/30/2012	(17.32)
88900000	CAP Move-Settlement	UZ	2000000218	9/30/2012	(11.14)
88900000	CAP Move-Settlement	UZ	2000000218	9/30/2012	(11.56)
88900000	CAP Move-Settlement	UZ	2000000218	9/30/2012	(319.25)
88900000	CAP Move-Settlement	UZ	2000000221	9/30/2012	0.01
88900000	CAP Move-Settlement	UZ	2000000229	9/30/2012	(3.12)
88900000	CAP Move-Settlement	UZ	2000000229	9/30/2012	(20.13)
88900000	CAP Move-Settlement	UZ	2000000229	9/30/2012	(0.61)
88900000	CAP Move-Settlement	UZ	2000000229	9/30/2012	(4.42)
88900000	CAP Move-Settlement	UZ	2000000229	9/30/2012	(16.99)
88900000	CAP Move-Settlement	UZ	2000000229	9/30/2012	(0.50)
88900000	CAP Move-Settlement	UZ	2000000229	9/30/2012	(35.74)
88900000	CAP Move-Settlement	UZ	2000000231	9/30/2012	(86.96)
88900000	CAP Move-Settlement	UZ	2000000231	9/30/2012	11.00
88900000	CAP Move-Settlement	UZ	2000000231	9/30/2012	(4.34)
88900000	CAP Move-Settlement	UZ	2000000231	9/30/2012	(3.45)
88900000	CAP Move-Settlement	UZ	2000000231	9/30/2012	(48.79)
88900000	CAP Move-Settlement	UZ	2000000231	9/30/2012	(8.47)
88900000	CAP Move-Settlement	UZ	2000000232	9/30/2012	15.31
88900000	CAP Move-Settlement	UZ	2000000217	9/30/2012	(40.06)
88900000	CAP Move-Settlement	UZ	2000000217	9/30/2012	(25.86)
88900000	CAP Move-Settlement	UZ	2000000217	9/30/2012	(589.10)
88900000	CAP Move-Settlement	UZ	2000000217	9/30/2012	(18.48)
88900000	CAP Move-Settlement	UZ	2000000218	9/30/2012	(581.93)
88900000	CAP Move-Settlement	UZ	2000000218	9/30/2012	115.69
88900000	CAP Move-Settlement	UZ	2000000221	9/30/2012	(8.84)
88900000	CAP Move-Settlement	UZ	2000000221	9/30/2012	(173.90)
88900000	CAP Move-Settlement	UZ	2000000221	9/30/2012	(97.56)
88900000	CAP Move-Settlement	UZ	2000000228	9/30/2012	(16.95)
88900000	CAP Move-Settlement	UZ	2000000228	9/30/2012	(6.90)
88900000	CAP Move-Settlement	UZ	2000000229	9/30/2012	0.01
88900000	CAP Move-Settlement	UZ	2000000229	9/30/2012	(6.23)
88900000	CAP Move-Settlement	UZ	2000000229	9/30/2012	(1.21)

Kentucky American Water Company  
Case No. 2012-00520  
Response to PSC DR1, Item 31

Account	Description	Doc Type	Document Number	Posting Date	Amount
88900000	CAP Move-Settlement	UZ	2000000229	9/30/2012	(71.53)
88900000	CAP Move-Settlement	UZ	2000000229	9/30/2012	(8.68)
88900000	CAP Move-Settlement	UZ	2000000229	9/30/2012	(33.97)
88900000	CAP Move-Settlement	UZ	2000000231	9/30/2012	(1.01)
88900000	CAP Move-Settlement	UZ	2000000231	9/30/2012	(40.27)
88900000	CAP Move-Settlement	UZ	2000000231	9/30/2012	22.00
88900000	CAP Move-Settlement	UZ	2000000231	9/30/2012	30.62
88900000	CAP Move-Settlement	UZ	2000000217	9/30/2012	(459.58)
88900000	CAP Move-Settlement	UZ	2000000217	9/30/2012	(412.37)
88900000	CAP Move-Settlement	UZ	2000000217	9/30/2012	(31.60)
88900000	CAP Move-Settlement	UZ	2000000217	9/30/2012	(437.69)
88900000	CAP Move-Settlement	UZ	2000000218	9/30/2012	(7.50)
88900000	CAP Move-Settlement	UZ	2000000218	9/30/2012	(24.17)
88900000	CAP Move-Settlement	UZ	2000000218	9/30/2012	14.75
88900000	CAP Move-Settlement	UZ	2000000228	9/30/2012	(0.82)
88900000	CAP Move-Settlement	UZ	2000000228	9/30/2012	(65.04)
88900000	CAP Move-Settlement	UZ	2000000229	9/30/2012	(11.29)
88900000	CAP Move-Settlement	UZ	2000000229	9/30/2012	(4.60)
88900000	CAP Move-Settlement	UZ	2000000229	9/30/2012	(5.80)
88900000	CAP Move-Settlement	UZ	2000000231	9/30/2012	(22.65)
88900000	CAP Move-Settlement	UZ	2000000231	9/30/2012	(47.67)
88900000	CAP Move-Settlement	UZ	2000000231	9/30/2012	(5.90)
88900000	CAP Move-Settlement	UZ	2000000231	9/30/2012	14.66
88900000	CAP Move-Settlement	UZ	2000000231	9/30/2012	(115.93)
88900000	CAP Move-Settlement	UZ	2000000231	9/30/2012	20.41
88900000	CAP Move-Settlement	UZ	2000000231	9/30/2012	(0.67)
88900000	CAP Move-Settlement	UZ	2000000231	9/30/2012	(26.85)
88900000	CAP Move-Settlement	UZ	2000000231	9/30/2012	(4.15)
88900000	CAP Move-Settlement	UZ	2000000231	9/30/2012	0.01
88900000	CAP Move-Settlement	UZ	2000000217	9/30/2012	(314.10)
88900000	CAP Move-Settlement	UZ	2000000217	9/30/2012	(10.02)
88900000	CAP Move-Settlement	UZ	2000000217	9/30/2012	(8.16)
88900000	CAP Move-Settlement	UZ	2000000217	9/30/2012	(161.25)
88900000	CAP Move-Settlement	UZ	2000000218	9/30/2012	91.85
88900000	CAP Move-Settlement	UZ	2000000218	9/30/2012	184.59
88900000	CAP Move-Settlement	UZ	2000000229	9/30/2012	(5.65)
88900000	CAP Move-Settlement	UZ	2000000229	9/30/2012	(23.84)
88900000	CAP Move-Settlement	UZ	2000000229	9/30/2012	(13.43)
88900000	CAP Move-Settlement	UZ	2000000229	9/30/2012	(11.33)
88900000	CAP Move-Settlement	UZ	2000000229	9/30/2012	(32.52)
88900000	CAP Move-Settlement	UZ	2000000229	9/30/2012	(2.90)
88900000	CAP Move-Settlement	UZ	2000000229	9/30/2012	7.33
88900000	CAP Move-Settlement	UZ	2000000231	9/30/2012	(2.30)
88900000	CAP Move-Settlement	UZ	2000000231	9/30/2012	(57.96)
88900000	CAP Move-Settlement	UZ	2000000231	9/30/2012	(0.34)
88900000	CAP Move-Settlement	UZ	2000000231	9/30/2012	10.21
88900000	CAP Move-Settlement	UZ	2000000231	9/30/2012	(0.39)
88900000	CAP Move-Settlement	UZ	2000000231	9/30/2012	(2.08)
88900000	CAP Move-Settlement	UZ	2000000231	9/30/2012	(2.95)
88900000	CAP Move-Settlement	UZ	2000000217	9/30/2012	(23.97)
88900000	CAP Move-Settlement	UZ	2000000217	9/30/2012	(12.19)
88900000	CAP Move-Settlement	UZ	2000000217	9/30/2012	(397.77)
88900000	CAP Move-Settlement	UZ	2000000218	9/30/2012	(20.53)

Kentucky American Water Company  
Case No. 2012-00520  
Response to PSC DR1, Item 31

Account	Description	Doc Type	Document Number	Posting Date	Amount
88900000	CAP Move-Settlement	UZ	2000000218	9/30/2012	(212.08)
88900000	CAP Move-Settlement	UZ	2000000218	9/30/2012	10.50
88900000	CAP Move-Settlement	UZ	2000000221	9/30/2012	(4.15)
88900000	CAP Move-Settlement	UZ	2000000221	9/30/2012	20.41
88900000	CAP Move-Settlement	UZ	2000000229	9/30/2012	(5.90)
88900000	CAP Move-Settlement	UZ	2000000229	9/30/2012	(26.85)
88900000	CAP Move-Settlement	UZ	2000000229	9/30/2012	(4.60)
88900000	CAP Move-Settlement	UZ	2000000229	9/30/2012	(22.65)
88900000	CAP Move-Settlement	UZ	2000000231	9/30/2012	(47.67)
88900000	CAP Move-Settlement	UZ	2000000231	9/30/2012	14.66
88900000	CAP Move-Settlement	UZ	2000000231	9/30/2012	(11.29)
88900000	CAP Move-Settlement	UZ	2000000231	9/30/2012	(0.67)
88900000	CAP Move-Settlement	UZ	2000000231	9/30/2012	(0.82)
88900000	CAP Move-Settlement	UZ	2000000231	9/30/2012	(5.80)
88900000	CAP Move-Settlement	UZ	2000000231	9/30/2012	(65.04)
88900000	CAP Move-Settlement	UZ	2000000231	9/30/2012	(115.93)
88900000	CAP Move-Settlement	UZ	2000000231	9/30/2012	0.01
88900000	CAP Move-Settlement	UZ	2000000217	9/30/2012	(397.77)
88900000	CAP Move-Settlement	UZ	2000000217	9/30/2012	(12.16)
88900000	CAP Move-Settlement	UZ	2000000218	9/30/2012	(20.52)
88900000	CAP Move-Settlement	UZ	2000000218	9/30/2012	(212.08)
88900000	CAP Move-Settlement	UZ	2000000218	9/30/2012	(23.96)
88900000	CAP Move-Settlement	UZ	2000000218	9/30/2012	10.47
88900000	CAP Move-Settlement	UZ	2000000221	9/30/2012	(26.85)
88900000	CAP Move-Settlement	UZ	2000000221	9/30/2012	(47.67)
88900000	CAP Move-Settlement	UZ	2000000221	9/30/2012	14.66
88900000	CAP Move-Settlement	UZ	2000000229	9/30/2012	(115.93)
88900000	CAP Move-Settlement	UZ	2000000229	9/30/2012	(4.15)
88900000	CAP Move-Settlement	UZ	2000000229	9/30/2012	(5.80)
88900000	CAP Move-Settlement	UZ	2000000229	9/30/2012	20.41
88900000	CAP Move-Settlement	UZ	2000000229	9/30/2012	(4.60)
88900000	CAP Move-Settlement	UZ	2000000231	9/30/2012	(22.65)
88900000	CAP Move-Settlement	UZ	2000000231	9/30/2012	(5.90)
88900000	CAP Move-Settlement	UZ	2000000231	9/30/2012	(11.29)
88900000	CAP Move-Settlement	UZ	2000000231	9/30/2012	(65.04)
88900000	CAP Move-Settlement	UZ	2000000231	9/30/2012	(0.82)
88900000	CAP Move-Settlement	UZ	2000000231	9/30/2012	0.01
88900000	CAP Move-Settlement	UZ	2000000231	9/30/2012	(0.67)
88900000	CAP Move-Settlement	UZ	2000000217	9/30/2012	(23.97)
88900000	CAP Move-Settlement	UZ	2000000217	9/30/2012	(12.19)
88900000	CAP Move-Settlement	UZ	2000000218	9/30/2012	(397.77)
88900000	CAP Move-Settlement	UZ	2000000218	9/30/2012	(20.53)
88900000	CAP Move-Settlement	UZ	2000000218	9/30/2012	(212.08)
88900000	CAP Move-Settlement	UZ	2000000218	9/30/2012	10.76
88900000	CAP Move-Settlement	UZ	2000000221	9/30/2012	(11.29)
88900000	CAP Move-Settlement	UZ	2000000221	9/30/2012	(4.15)
88900000	CAP Move-Settlement	UZ	2000000221	9/30/2012	(0.82)
88900000	CAP Move-Settlement	UZ	2000000229	9/30/2012	20.41
88900000	CAP Move-Settlement	UZ	2000000229	9/30/2012	(22.65)
88900000	CAP Move-Settlement	UZ	2000000229	9/30/2012	(26.85)
88900000	CAP Move-Settlement	UZ	2000000229	9/30/2012	0.01
88900000	CAP Move-Settlement	UZ	2000000229	9/30/2012	(5.80)
88900000	CAP Move-Settlement	UZ	2000000229	9/30/2012	(47.67)

Kentucky American Water Company  
Case No. 2012-00520  
Response to PSC DR1, Item 31

Account	Description	Doc Type	Document Number	Posting Date	Amount
88900000	CAP Move-Settlement	UZ	2000000229	9/30/2012	14.66
88900000	CAP Move-Settlement	UZ	2000000229	9/30/2012	(115.93)
88900000	CAP Move-Settlement	UZ	2000000231	9/30/2012	(4.60)
88900000	CAP Move-Settlement	UZ	2000000231	9/30/2012	(0.67)
88900000	CAP Move-Settlement	UZ	2000000231	9/30/2012	(65.04)
88900000	CAP Move-Settlement	UZ	2000000231	9/30/2012	(5.90)
88900000	CAP Move-Settlement	UZ	2000000217	9/30/2012	(1,438.72)
88900000	CAP Move-Settlement	UZ	2000000217	9/30/2012	(81.47)
88900000	CAP Move-Settlement	UZ	2000000217	9/30/2012	551.76
88900000	CAP Move-Settlement	UZ	2000000217	9/30/2012	4,253.49
88900000	CAP Move-Settlement	UZ	2000000217	9/30/2012	(5,350.17)
88900000	CAP Move-Settlement	UZ	2000000218	9/30/2012	(174.83)
88900000	CAP Move-Settlement	UZ	2000000218	9/30/2012	(2,954.64)
88900000	CAP Move-Settlement	UZ	2000000221	9/30/2012	(22.11)
88900000	CAP Move-Settlement	UZ	2000000221	9/30/2012	76.54
88900000	CAP Move-Settlement	UZ	2000000221	9/30/2012	(100.67)
88900000	CAP Move-Settlement	UZ	2000000221	9/30/2012	(3.06)
88900000	CAP Move-Settlement	UZ	2000000228	9/30/2012	(21.72)
88900000	CAP Move-Settlement	UZ	2000000228	9/30/2012	(15.58)
88900000	CAP Move-Settlement	UZ	2000000229	9/30/2012	(434.74)
88900000	CAP Move-Settlement	UZ	2000000229	9/30/2012	(42.37)
88900000	CAP Move-Settlement	UZ	2000000229	9/30/2012	(17.25)
88900000	CAP Move-Settlement	UZ	2000000229	9/30/2012	54.99
88900000	CAP Move-Settlement	UZ	2000000231	9/30/2012	(178.77)
88900000	CAP Move-Settlement	UZ	2000000231	9/30/2012	(2.52)
88900000	CAP Move-Settlement	UZ	2000000231	9/30/2012	0.03
88900000	CAP Move-Settlement	UZ	2000000231	9/30/2012	(84.95)
88900000	CAP Move-Settlement	UZ	2000000231	9/30/2012	(243.91)
88900000	CAP Move-Settlement	UZ	2000000217	9/30/2012	736.19
88900000	CAP Move-Settlement	UZ	2000000217	9/30/2012	1,988.33
88900000	CAP Move-Settlement	UZ	2000000217	9/30/2012	(6,820.95)
88900000	CAP Move-Settlement	UZ	2000000218	9/30/2012	(1,116.37)
88900000	CAP Move-Settlement	UZ	2000000218	9/30/2012	(5,350.17)
88900000	CAP Move-Settlement	UZ	2000000220	9/30/2012	(83.44)
88900000	CAP Move-Settlement	UZ	2000000220	9/30/2012	(82.54)
88900000	CAP Move-Settlement	UZ	2000000221	9/30/2012	(67.97)
88900000	CAP Move-Settlement	UZ	2000000221	9/30/2012	0.03
88900000	CAP Move-Settlement	UZ	2000000221	9/30/2012	(12.46)
88900000	CAP Move-Settlement	UZ	2000000221	9/30/2012	(143.02)
88900000	CAP Move-Settlement	UZ	2000000229	9/30/2012	61.23
88900000	CAP Move-Settlement	UZ	2000000229	9/30/2012	(17.38)
88900000	CAP Move-Settlement	UZ	2000000229	9/30/2012	(347.79)
88900000	CAP Move-Settlement	UZ	2000000231	9/30/2012	(80.56)
88900000	CAP Move-Settlement	UZ	2000000231	9/30/2012	(13.80)
88900000	CAP Move-Settlement	UZ	2000000231	9/30/2012	(2.02)
88900000	CAP Move-Settlement	UZ	2000000231	9/30/2012	(33.89)
88900000	CAP Move-Settlement	UZ	2000000231	9/30/2012	(195.12)
88900000	CAP Move-Settlement	UZ	2000000231	9/30/2012	(2.44)
88900000	CAP Move-Settlement	UZ	2000000231	9/30/2012	(17.69)
88900000	CAP Move-Settlement	UZ	2000000231	9/30/2012	43.99
88900000	CAP Move-Settlement	UZ	2000000217	9/30/2012	(234.17)
88900000	CAP Move-Settlement	UZ	2000000217	9/30/2012	(5,350.17)
88900000	CAP Move-Settlement	UZ	2000000217	9/30/2012	(3,087.25)

Kentucky American Water Company  
Case No. 2012-00520  
Response to PSC DR1, Item 31

Account	Description	Doc Type	Document Number	Posting Date	Amount
88900000	CAP Move-Settlement	UZ	2000000218	9/30/2012	(8,087.35)
88900000	CAP Move-Settlement	UZ	2000000218	9/30/2012	5,250.22
88900000	CAP Move-Settlement	UZ	2000000218	9/30/2012	517.81
88900000	CAP Move-Settlement	UZ	2000000218	9/30/2012	(149.04)
88900000	CAP Move-Settlement	UZ	2000000221	9/30/2012	120.99
88900000	CAP Move-Settlement	UZ	2000000229	9/30/2012	0.08
88900000	CAP Move-Settlement	UZ	2000000229	9/30/2012	(186.92)
88900000	CAP Move-Settlement	UZ	2000000229	9/30/2012	(393.31)
88900000	CAP Move-Settlement	UZ	2000000229	9/30/2012	(93.22)
88900000	CAP Move-Settlement	UZ	2000000229	9/30/2012	(956.43)
88900000	CAP Move-Settlement	UZ	2000000229	9/30/2012	(48.64)
88900000	CAP Move-Settlement	UZ	2000000231	9/30/2012	(34.27)
88900000	CAP Move-Settlement	UZ	2000000231	9/30/2012	(536.60)
88900000	CAP Move-Settlement	UZ	2000000231	9/30/2012	(47.78)
88900000	CAP Move-Settlement	UZ	2000000231	9/30/2012	168.39
88900000	CAP Move-Settlement	UZ	2000000231	9/30/2012	(6.72)
88900000	CAP Move-Settlement	UZ	2000000231	9/30/2012	(221.49)
88900000	CAP Move-Settlement	UZ	2000000231	9/30/2012	(37.95)
88900000	CAP Move-Settlement	UZ	2000000231	9/30/2012	(5.54)
88900000	CAP Move-Settlement	UZ	2000000217	9/30/2012	(37.45)
88900000	CAP Move-Settlement	UZ	2000000217	9/30/2012	(462.74)
88900000	CAP Move-Settlement	UZ	2000000217	9/30/2012	(19.01)
88900000	CAP Move-Settlement	UZ	2000000218	9/30/2012	(26.36)
88900000	CAP Move-Settlement	UZ	2000000218	9/30/2012	10.49
88900000	CAP Move-Settlement	UZ	2000000221	9/30/2012	18.33
88900000	CAP Move-Settlement	UZ	2000000221	9/30/2012	(14.13)
88900000	CAP Move-Settlement	UZ	2000000221	9/30/2012	(81.31)
88900000	CAP Move-Settlement	UZ	2000000229	9/30/2012	(5.75)
88900000	CAP Move-Settlement	UZ	2000000229	9/30/2012	(144.91)
88900000	CAP Move-Settlement	UZ	2000000229	9/30/2012	(59.60)
88900000	CAP Move-Settlement	UZ	2000000229	9/30/2012	(5.19)
88900000	CAP Move-Settlement	UZ	2000000229	9/30/2012	(0.84)
88900000	CAP Move-Settlement	UZ	2000000229	9/30/2012	(1.02)
88900000	CAP Move-Settlement	UZ	2000000229	9/30/2012	(7.37)
88900000	CAP Move-Settlement	UZ	2000000229	9/30/2012	(7.24)
88900000	CAP Move-Settlement	UZ	2000000231	9/30/2012	25.51
88900000	CAP Move-Settlement	UZ	2000000231	9/30/2012	(33.56)
88900000	CAP Move-Settlement	UZ	2000000231	9/30/2012	(28.31)
88900000	CAP Move-Settlement	UZ	2000000231	9/30/2012	0.01
88900000	CAP Move-Settlement	UZ	2000000217	9/30/2012	10.41
88900000	CAP Move-Settlement	UZ	2000000217	9/30/2012	(24.13)
88900000	CAP Move-Settlement	UZ	2000000217	9/30/2012	(58.09)
88900000	CAP Move-Settlement	UZ	2000000218	9/30/2012	(437.18)
88900000	CAP Move-Settlement	UZ	2000000218	9/30/2012	(17.32)
88900000	CAP Move-Settlement	UZ	2000000221	9/30/2012	(28.31)
88900000	CAP Move-Settlement	UZ	2000000221	9/30/2012	18.33
88900000	CAP Move-Settlement	UZ	2000000229	9/30/2012	(59.60)
88900000	CAP Move-Settlement	UZ	2000000229	9/30/2012	25.51
88900000	CAP Move-Settlement	UZ	2000000229	9/30/2012	(14.13)
88900000	CAP Move-Settlement	UZ	2000000229	9/30/2012	(5.19)
88900000	CAP Move-Settlement	UZ	2000000229	9/30/2012	(33.56)
88900000	CAP Move-Settlement	UZ	2000000231	9/30/2012	(7.24)
88900000	CAP Move-Settlement	UZ	2000000231	9/30/2012	(7.37)



Kentucky American Water Company  
Case No. 2012-00520  
Response to PSC DR1, Item 31

Account	Description	Doc Type	Document Number	Posting Date	Amount
88900000	CAP Move-Settlement	UZ	2000000231	9/30/2012	(0.84)
88900000	CAP Move-Settlement	UZ	2000000231	9/30/2012	(144.91)
88900000	CAP Move-Settlement	UZ	2000000231	9/30/2012	0.01
88900000	CAP Move-Settlement	UZ	2000000231	9/30/2012	(81.31)
88900000	CAP Move-Settlement	UZ	2000000231	9/30/2012	(1.02)
88900000	CAP Move-Settlement	UZ	2000000231	9/30/2012	(5.75)
88900000	CAP Move-Settlement	UZ	2000000217	9/30/2012	(10.75)
88900000	CAP Move-Settlement	UZ	2000000217	9/30/2012	(2.21)
88900000	CAP Move-Settlement	UZ	2000000217	9/30/2012	(2.39)
88900000	CAP Move-Settlement	UZ	2000000218	9/30/2012	(153.03)
88900000	CAP Move-Settlement	UZ	2000000218	9/30/2012	3.83
88900000	CAP Move-Settlement	UZ	2000000221	9/30/2012	(0.39)
88900000	CAP Move-Settlement	UZ	2000000229	9/30/2012	10.21
88900000	CAP Move-Settlement	UZ	2000000229	9/30/2012	(2.90)
88900000	CAP Move-Settlement	UZ	2000000229	9/30/2012	(0.34)
88900000	CAP Move-Settlement	UZ	2000000229	9/30/2012	(23.84)
88900000	CAP Move-Settlement	UZ	2000000231	9/30/2012	(32.52)
88900000	CAP Move-Settlement	UZ	2000000231	9/30/2012	(57.96)
88900000	CAP Move-Settlement	UZ	2000000231	9/30/2012	(11.33)
88900000	CAP Move-Settlement	UZ	2000000231	9/30/2012	(2.08)
88900000	CAP Move-Settlement	UZ	2000000231	9/30/2012	(13.43)
88900000	CAP Move-Settlement	UZ	2000000231	9/30/2012	(5.65)
88900000	CAP Move-Settlement	UZ	2000000231	9/30/2012	(2.30)
88900000	CAP Move-Settlement	UZ	2000000231	9/30/2012	7.33
88900000	CAP Move-Settlement	UZ	2000000231	9/30/2012	(2.95)
88900000	CAP Move-Settlement	UZ	2000000218	9/30/2012	(48.79)
88900000	CAP Move-Settlement	UZ	2000000218	9/30/2012	11.15
88900000	CAP Move-Settlement	UZ	2000000218	9/30/2012	8.97
88900000	CAP Move-Settlement	UZ	2000000218	9/30/2012	280.35
88900000	CAP Move-Settlement	UZ	2000000217	9/30/2012	(3,833.33)
88900000	CAP Move-Settlement	UZ	2000000217	9/30/2012	(71.44)
88900000	CAP Move-Settlement	UZ	2000000217	9/30/2012	0.98
88900000	CAP Move-Settlement	UZ	2000000218	9/30/2012	155.53
88900000	CAP Move-Settlement	UZ	2000000218	9/30/2012	(7.84)
88900000	CAP Move-Settlement	UZ	2000000218	9/30/2012	0.35
88900000	CAP Move-Settlement	UZ	2000000228	9/30/2012	(5.67)
88900000	CAP Move-Settlement	UZ	2000000229	9/30/2012	(1.04)
88900000	CAP Move-Settlement	UZ	2000000229	9/30/2012	(11.92)
88900000	CAP Move-Settlement	UZ	2000000229	9/30/2012	(1.47)
88900000	CAP Move-Settlement	UZ	2000000229	9/30/2012	3.67
88900000	CAP Move-Settlement	UZ	2000000229	9/30/2012	(1.15)
88900000	CAP Move-Settlement	UZ	2000000229	9/30/2012	(0.21)
88900000	CAP Move-Settlement	UZ	2000000229	9/30/2012	(2.83)
88900000	CAP Move-Settlement	UZ	2000000229	9/30/2012	(16.25)
88900000	CAP Move-Settlement	UZ	2000000231	9/30/2012	(28.99)
88900000	CAP Move-Settlement	UZ	2000000231	9/30/2012	(6.70)
88900000	CAP Move-Settlement	UZ	2000000231	9/30/2012	(0.17)
88900000	CAP Move-Settlement	UZ	2000000231	9/30/2012	5.10
88900000	CAP Move-Settlement	UZ	2000000231	9/30/2012	(1.44)
88900000	CAP Move-Settlement	UZ	2000000217	9/30/2012	164.87
88900000	CAP Move-Settlement	UZ	2000000217	9/30/2012	(42.88)
88900000	CAP Move-Settlement	UZ	2000000218	9/30/2012	(1,462.83)
88900000	CAP Move-Settlement	UZ	2000000218	9/30/2012	(28.93)

Kentucky American Water Company  
Case No. 2012-00520  
Response to PSC DR1, Item 31

Account	Description	Doc Type	Document Number	Posting Date	Amount
88900000	CAP Move-Settlement	UZ	2000000218	9/30/2012	(482.90)
88900000	CAP Move-Settlement	UZ	2000000220	9/30/2012	0.35
88900000	CAP Move-Settlement	UZ	2000000221	9/30/2012	(81.31)
88900000	CAP Move-Settlement	UZ	2000000221	9/30/2012	(7.37)
88900000	CAP Move-Settlement	UZ	2000000221	9/30/2012	(5.19)
88900000	CAP Move-Settlement	UZ	2000000229	9/30/2012	(0.84)
88900000	CAP Move-Settlement	UZ	2000000229	9/30/2012	18.33
88900000	CAP Move-Settlement	UZ	2000000229	9/30/2012	0.01
88900000	CAP Move-Settlement	UZ	2000000229	9/30/2012	25.51
88900000	CAP Move-Settlement	UZ	2000000229	9/30/2012	(14.13)
88900000	CAP Move-Settlement	UZ	2000000231	9/30/2012	(33.56)
88900000	CAP Move-Settlement	UZ	2000000231	9/30/2012	(59.60)
88900000	CAP Move-Settlement	UZ	2000000231	9/30/2012	(1.02)
88900000	CAP Move-Settlement	UZ	2000000231	9/30/2012	(144.91)
88900000	CAP Move-Settlement	UZ	2000000231	9/30/2012	(28.31)
88900000	CAP Move-Settlement	UZ	2000000231	9/30/2012	(5.75)
88900000	CAP Move-Settlement	UZ	2000000231	9/30/2012	(7.24)
88900000	CAP Move-Settlement	UZ	2000000217	9/30/2012	(5.75)
88900000	CAP Move-Settlement	UZ	2000000217	9/30/2012	0.35
88900000	CAP Move-Settlement	UZ	2000000218	9/30/2012	(4,138.29)
88900000	CAP Move-Settlement	UZ	2000000218	9/30/2012	155.38
88900000	CAP Move-Settlement	UZ	2000000218	9/30/2012	(155.65)
88900000	CAP Move-Settlement	UZ	2000000218	9/30/2012	(8.16)
88900000	CAP Move-Settlement	UZ	2000000221	9/30/2012	(13.43)
88900000	CAP Move-Settlement	UZ	2000000221	9/30/2012	(32.52)
88900000	CAP Move-Settlement	UZ	2000000221	9/30/2012	(0.34)
88900000	CAP Move-Settlement	UZ	2000000221	9/30/2012	(5.65)
88900000	CAP Move-Settlement	UZ	2000000221	9/30/2012	(11.33)
88900000	CAP Move-Settlement	UZ	2000000229	9/30/2012	7.33
88900000	CAP Move-Settlement	UZ	2000000229	9/30/2012	(2.30)
88900000	CAP Move-Settlement	UZ	2000000229	9/30/2012	10.21
88900000	CAP Move-Settlement	UZ	2000000229	9/30/2012	(2.90)
88900000	CAP Move-Settlement	UZ	2000000231	9/30/2012	(57.96)
88900000	CAP Move-Settlement	UZ	2000000231	9/30/2012	(0.39)
88900000	CAP Move-Settlement	UZ	2000000231	9/30/2012	(2.08)
88900000	CAP Move-Settlement	UZ	2000000231	9/30/2012	(23.84)
88900000	CAP Move-Settlement	UZ	2000000231	9/30/2012	(2.95)
88900000	CAP Move-Settlement	UZ	2000000217	9/30/2012	(589.10)
88900000	CAP Move-Settlement	UZ	2000000217	9/30/2012	115.79
88900000	CAP Move-Settlement	UZ	2000000217	9/30/2012	(24.51)
88900000	CAP Move-Settlement	UZ	2000000217	9/30/2012	(36.44)
88900000	CAP Move-Settlement	UZ	2000000218	9/30/2012	(15.80)
88900000	CAP Move-Settlement	UZ	2000000218	9/30/2012	(545.53)
88900000	CAP Move-Settlement	UZ	2000000221	9/30/2012	(71.53)
88900000	CAP Move-Settlement	UZ	2000000221	9/30/2012	(1.21)
88900000	CAP Move-Settlement	UZ	2000000221	9/30/2012	(6.90)
88900000	CAP Move-Settlement	UZ	2000000221	9/30/2012	(97.56)
88900000	CAP Move-Settlement	UZ	2000000228	9/30/2012	(1.01)
88900000	CAP Move-Settlement	UZ	2000000229	9/30/2012	30.62
88900000	CAP Move-Settlement	UZ	2000000229	9/30/2012	(173.90)
88900000	CAP Move-Settlement	UZ	2000000229	9/30/2012	0.01
88900000	CAP Move-Settlement	UZ	2000000229	9/30/2012	(6.23)
88900000	CAP Move-Settlement	UZ	2000000231	9/30/2012	(8.84)

Kentucky American Water Company  
Case No. 2012-00520  
Response to PSC DR1, Item 31

Account	Description	Doc Type	Document Number	Posting Date	Amount
88900000	CAP Move-Settlement	UZ	2000000231	9/30/2012	(40.27)
88900000	CAP Move-Settlement	UZ	2000000231	9/30/2012	(16.95)
88900000	CAP Move-Settlement	UZ	2000000231	9/30/2012	22.00
88900000	CAP Move-Settlement	UZ	2000000231	9/30/2012	(33.97)
88900000	CAP Move-Settlement	UZ	2000000231	9/30/2012	(8.68)
88900000	CAP Move-Settlement	UZ	2000000217	9/30/2012	(140.96)
88900000	CAP Move-Settlement	UZ	2000000217	9/30/2012	(1,593.04)
88900000	CAP Move-Settlement	UZ	2000000218	9/30/2012	(14.81)
88900000	CAP Move-Settlement	UZ	2000000218	9/30/2012	(209.07)
88900000	CAP Move-Settlement	UZ	2000000218	9/30/2012	(13.50)
88900000	CAP Move-Settlement	UZ	2000000220	9/30/2012	5.56
88900000	CAP Move-Settlement	UZ	2000000221	9/30/2012	(2.95)
88900000	CAP Move-Settlement	UZ	2000000221	9/30/2012	(0.39)
88900000	CAP Move-Settlement	UZ	2000000221	9/30/2012	(11.33)
88900000	CAP Move-Settlement	UZ	2000000228	9/30/2012	(2.90)
88900000	CAP Move-Settlement	UZ	2000000228	9/30/2012	10.21
88900000	CAP Move-Settlement	UZ	2000000229	9/30/2012	(23.84)
88900000	CAP Move-Settlement	UZ	2000000229	9/30/2012	(5.65)
88900000	CAP Move-Settlement	UZ	2000000229	9/30/2012	(13.43)
88900000	CAP Move-Settlement	UZ	2000000229	9/30/2012	(0.34)
88900000	CAP Move-Settlement	UZ	2000000231	9/30/2012	7.33
88900000	CAP Move-Settlement	UZ	2000000231	9/30/2012	(2.30)
88900000	CAP Move-Settlement	UZ	2000000231	9/30/2012	(32.52)
88900000	CAP Move-Settlement	UZ	2000000231	9/30/2012	(57.96)
88900000	CAP Move-Settlement	UZ	2000000231	9/30/2012	(2.08)
88900000	CAP Move-Settlement	UZ	2000000217	9/30/2012	(18.84)
88900000	CAP Move-Settlement	UZ	2000000217	9/30/2012	4.17
88900000	CAP Move-Settlement	UZ	2000000217	9/30/2012	(23.78)
88900000	CAP Move-Settlement	UZ	2000000217	9/30/2012	(338.22)
88900000	CAP Move-Settlement	UZ	2000000217	9/30/2012	(140.96)
88900000	CAP Move-Settlement	UZ	2000000218	9/30/2012	(1,599.77)
88900000	CAP Move-Settlement	UZ	2000000221	9/30/2012	(65.04)
88900000	CAP Move-Settlement	UZ	2000000221	9/30/2012	(22.65)
88900000	CAP Move-Settlement	UZ	2000000221	9/30/2012	(0.82)
88900000	CAP Move-Settlement	UZ	2000000229	9/30/2012	(26.85)
88900000	CAP Move-Settlement	UZ	2000000229	9/30/2012	(5.90)
88900000	CAP Move-Settlement	UZ	2000000229	9/30/2012	(4.15)
88900000	CAP Move-Settlement	UZ	2000000229	9/30/2012	(4.60)
88900000	CAP Move-Settlement	UZ	2000000229	9/30/2012	14.66
88900000	CAP Move-Settlement	UZ	2000000229	9/30/2012	(0.67)
88900000	CAP Move-Settlement	UZ	2000000229	9/30/2012	0.01
88900000	CAP Move-Settlement	UZ	2000000229	9/30/2012	(5.80)
88900000	CAP Move-Settlement	UZ	2000000231	9/30/2012	(115.93)
88900000	CAP Move-Settlement	UZ	2000000231	9/30/2012	(11.29)
88900000	CAP Move-Settlement	UZ	2000000231	9/30/2012	(47.67)
88900000	CAP Move-Settlement	UZ	2000000231	9/30/2012	20.41
88900000	CAP Move-Settlement	UZ	2000000217	9/30/2012	(13.96)
88900000	CAP Move-Settlement	UZ	2000000218	9/30/2012	6.22
88900000	CAP Move-Settlement	UZ	2000000218	9/30/2012	(1,596.24)
88900000	CAP Move-Settlement	UZ	2000000218	9/30/2012	(208.57)
88900000	CAP Move-Settlement	UZ	2000000218	9/30/2012	(140.96)
88900000	CAP Move-Settlement	UZ	2000000218	9/30/2012	(13.52)
88900000	CAP Move-Settlement	UZ	2000000221	9/30/2012	7.33

Kentucky American Water Company  
Case No. 2012-00520  
Response to PSC DR1, Item 31

Account	Description	Doc Type	Document Number	Posting Date	Amount
88900000	CAP Move-Settlement	UZ	2000000221	9/30/2012	(0.39)
88900000	CAP Move-Settlement	UZ	2000000229	9/30/2012	(23.84)
88900000	CAP Move-Settlement	UZ	2000000229	9/30/2012	(13.43)
88900000	CAP Move-Settlement	UZ	2000000229	9/30/2012	(57.96)
88900000	CAP Move-Settlement	UZ	2000000229	9/30/2012	(2.95)
88900000	CAP Move-Settlement	UZ	2000000229	9/30/2012	(5.65)
88900000	CAP Move-Settlement	UZ	2000000229	9/30/2012	(2.08)
88900000	CAP Move-Settlement	UZ	2000000229	9/30/2012	(2.90)
88900000	CAP Move-Settlement	UZ	2000000231	9/30/2012	(32.52)
88900000	CAP Move-Settlement	UZ	2000000231	9/30/2012	(2.30)
88900000	CAP Move-Settlement	UZ	2000000231	9/30/2012	10.21
88900000	CAP Move-Settlement	UZ	2000000231	9/30/2012	(11.33)
88900000	CAP Move-Settlement	UZ	2000000231	9/30/2012	(0.34)
88900000	CAP Move-Settlement	UZ	2000000217	9/30/2012	(188.99)
88900000	CAP Move-Settlement	UZ	2000000217	9/30/2012	(13.95)
88900000	CAP Move-Settlement	UZ	2000000217	9/30/2012	172.21
88900000	CAP Move-Settlement	UZ	2000000218	9/30/2012	(16.35)
88900000	CAP Move-Settlement	UZ	2000000218	9/30/2012	(7.80)
88900000	CAP Move-Settlement	UZ	2000000218	9/30/2012	(0.72)
88900000	CAP Move-Settlement	UZ	2000000221	9/30/2012	(5.65)
88900000	CAP Move-Settlement	UZ	2000000229	9/30/2012	(57.96)
88900000	CAP Move-Settlement	UZ	2000000229	9/30/2012	(2.95)
88900000	CAP Move-Settlement	UZ	2000000229	9/30/2012	(0.34)
88900000	CAP Move-Settlement	UZ	2000000229	9/30/2012	(0.39)
88900000	CAP Move-Settlement	UZ	2000000229	9/30/2012	(2.90)
88900000	CAP Move-Settlement	UZ	2000000229	9/30/2012	(11.33)
88900000	CAP Move-Settlement	UZ	2000000229	9/30/2012	(23.84)
88900000	CAP Move-Settlement	UZ	2000000231	9/30/2012	7.33
88900000	CAP Move-Settlement	UZ	2000000231	9/30/2012	(13.43)
88900000	CAP Move-Settlement	UZ	2000000231	9/30/2012	(32.52)
88900000	CAP Move-Settlement	UZ	2000000231	9/30/2012	10.21
88900000	CAP Move-Settlement	UZ	2000000231	9/30/2012	(2.30)
88900000	CAP Move-Settlement	UZ	2000000231	9/30/2012	(2.08)
88900000	CAP Move-Settlement	UZ	2000000217	9/30/2012	(11.38)
88900000	CAP Move-Settlement	UZ	2000000217	9/30/2012	(34.53)
88900000	CAP Move-Settlement	UZ	2000000217	9/30/2012	(536.94)
88900000	CAP Move-Settlement	UZ	2000000217	9/30/2012	(9.47)
88900000	CAP Move-Settlement	UZ	2000000218	9/30/2012	1,473.50
88900000	CAP Move-Settlement	UZ	2000000218	9/30/2012	186.14
88900000	CAP Move-Settlement	UZ	2000000221	9/30/2012	(40.27)
88900000	CAP Move-Settlement	UZ	2000000221	9/30/2012	0.01
88900000	CAP Move-Settlement	UZ	2000000228	9/30/2012	(71.53)
88900000	CAP Move-Settlement	UZ	2000000229	9/30/2012	(8.84)
88900000	CAP Move-Settlement	UZ	2000000229	9/30/2012	(173.90)
88900000	CAP Move-Settlement	UZ	2000000229	9/30/2012	22.00
88900000	CAP Move-Settlement	UZ	2000000229	9/30/2012	(8.68)
88900000	CAP Move-Settlement	UZ	2000000229	9/30/2012	(1.01)
88900000	CAP Move-Settlement	UZ	2000000229	9/30/2012	(33.97)
88900000	CAP Move-Settlement	UZ	2000000229	9/30/2012	(6.23)
88900000	CAP Move-Settlement	UZ	2000000229	9/30/2012	30.62
88900000	CAP Move-Settlement	UZ	2000000231	9/30/2012	(6.90)
88900000	CAP Move-Settlement	UZ	2000000231	9/30/2012	(97.56)
88900000	CAP Move-Settlement	UZ	2000000231	9/30/2012	(16.95)

Kentucky American Water Company  
Case No. 2012-00520  
Response to PSC DR1, Item 31

Account	Description	Doc Type	Document Number	Posting Date	Amount
88900000	CAP Move-Settlement	UZ	2000000231	9/30/2012	(1.21)
88900000	CAP Move-Settlement	UZ	2000000217	9/30/2012	0.28
88900000	CAP Move-Settlement	UZ	2000000217	9/30/2012	11.20
88900000	CAP Move-Settlement	UZ	2000000217	9/30/2012	37.84
88900000	CAP Move-Settlement	UZ	2000000218	9/30/2012	1.87
88900000	CAP Move-Settlement	UZ	2000000218	9/30/2012	0.84
88900000	CAP Move-Settlement	UZ	2000000218	9/30/2012	53.72
88900000	CAP Move-Settlement	UZ	2000000218	9/30/2012	(448.35)
88900000	CAP Move-Settlement	UZ	2000000217	9/30/2012	12.16
88900000	CAP Move-Settlement	UZ	2000000218	9/30/2012	13.06
88900000	CAP Move-Settlement	UZ	2000000218	9/30/2012	59.65
88900000	CAP Move-Settlement	UZ	2000000218	9/30/2012	13.31
88900000	CAP Move-Settlement	UZ	2000000218	9/30/2012	(448.35)
88900000	CAP Move-Settlement	UZ	2000000218	9/30/2012	147.00
88900000	CAP Move-Settlement	UZ	2000000217	9/30/2012	11.95
88900000	CAP Move-Settlement	UZ	2000000217	9/30/2012	(448.35)
88900000	CAP Move-Settlement	UZ	2000000217	9/30/2012	2.17
88900000	CAP Move-Settlement	UZ	2000000217	9/30/2012	57.15
88900000	CAP Move-Settlement	UZ	2000000217	9/30/2012	86.60
88900000	CAP Move-Settlement	UZ	2000000218	9/30/2012	6.50
88900000	CAP Move-Settlement	UZ	2000000217	9/30/2012	(6.09)
88900000	CAP Move-Settlement	UZ	2000000217	9/30/2012	107.64
88900000	CAP Move-Settlement	UZ	2000000217	9/30/2012	(2,632.94)
88900000	CAP Move-Settlement	UZ	2000000218	9/30/2012	(132.90)
88900000	CAP Move-Settlement	UZ	2000000218	9/30/2012	(8.11)
88900000	CAP Move-Settlement	UZ	2000000220	9/30/2012	184.59
88900000	CAP Move-Settlement	UZ	2000000221	9/30/2012	(1.47)
88900000	CAP Move-Settlement	UZ	2000000229	9/30/2012	(1.44)
88900000	CAP Move-Settlement	UZ	2000000229	9/30/2012	(16.25)
88900000	CAP Move-Settlement	UZ	2000000229	9/30/2012	(11.92)
88900000	CAP Move-Settlement	UZ	2000000229	9/30/2012	(2.83)
88900000	CAP Move-Settlement	UZ	2000000229	9/30/2012	(6.70)
88900000	CAP Move-Settlement	UZ	2000000231	9/30/2012	(28.99)
88900000	CAP Move-Settlement	UZ	2000000231	9/30/2012	(5.67)
88900000	CAP Move-Settlement	UZ	2000000231	9/30/2012	(0.21)
88900000	CAP Move-Settlement	UZ	2000000231	9/30/2012	5.10
88900000	CAP Move-Settlement	UZ	2000000231	9/30/2012	(0.17)
88900000	CAP Move-Settlement	UZ	2000000231	9/30/2012	3.67
88900000	CAP Move-Settlement	UZ	2000000231	9/30/2012	(1.15)
88900000	CAP Move-Settlement	UZ	2000000231	9/30/2012	(1.04)
88900000	CAP Move-Settlement	UZ	2000000217	9/30/2012	(8.06)
88900000	CAP Move-Settlement	UZ	2000000217	9/30/2012	(9.75)
88900000	CAP Move-Settlement	UZ	2000000217	9/30/2012	(161.25)
88900000	CAP Move-Settlement	UZ	2000000218	9/30/2012	184.59
88900000	CAP Move-Settlement	UZ	2000000218	9/30/2012	106.54
88900000	CAP Move-Settlement	UZ	2000000218	9/30/2012	(314.09)
88900000	CAP Move-Settlement	UZ	2000000221	9/30/2012	7.33
88900000	CAP Move-Settlement	UZ	2000000221	9/30/2012	(13.43)
88900000	CAP Move-Settlement	UZ	2000000228	9/30/2012	(2.95)
88900000	CAP Move-Settlement	UZ	2000000229	9/30/2012	(2.30)
88900000	CAP Move-Settlement	UZ	2000000229	9/30/2012	(2.08)
88900000	CAP Move-Settlement	UZ	2000000229	9/30/2012	(57.96)
88900000	CAP Move-Settlement	UZ	2000000229	9/30/2012	(32.52)

Kentucky American Water Company  
Case No. 2012-00520  
Response to PSC DR1, Item 31

Account	Description	Doc Type	Document Number	Posting Date	Amount
88900000	CAP Move-Settlement	UZ	2000000229	9/30/2012	(5.65)
88900000	CAP Move-Settlement	UZ	2000000229	9/30/2012	10.21
88900000	CAP Move-Settlement	UZ	2000000229	9/30/2012	(0.34)
88900000	CAP Move-Settlement	UZ	2000000229	9/30/2012	(23.84)
88900000	CAP Move-Settlement	UZ	2000000231	9/30/2012	(11.33)
88900000	CAP Move-Settlement	UZ	2000000231	9/30/2012	(0.39)
88900000	CAP Move-Settlement	UZ	2000000231	9/30/2012	(2.90)
88900000	CAP Move-Settlement	UZ	2000000217	9/30/2012	(24.14)
88900000	CAP Move-Settlement	UZ	2000000217	9/30/2012	(35.66)
88900000	CAP Move-Settlement	UZ	2000000218	9/30/2012	115.42
88900000	CAP Move-Settlement	UZ	2000000218	9/30/2012	(534.69)
88900000	CAP Move-Settlement	UZ	2000000218	9/30/2012	(589.10)
88900000	CAP Move-Settlement	UZ	2000000218	9/30/2012	(15.62)
88900000	CAP Move-Settlement	UZ	2000000221	9/30/2012	(71.53)
88900000	CAP Move-Settlement	UZ	2000000221	9/30/2012	(1.01)
88900000	CAP Move-Settlement	UZ	2000000221	9/30/2012	(8.84)
88900000	CAP Move-Settlement	UZ	2000000221	9/30/2012	(173.90)
88900000	CAP Move-Settlement	UZ	2000000221	9/30/2012	(33.97)
88900000	CAP Move-Settlement	UZ	2000000228	9/30/2012	(97.56)
88900000	CAP Move-Settlement	UZ	2000000229	9/30/2012	(8.68)
88900000	CAP Move-Settlement	UZ	2000000229	9/30/2012	22.00
88900000	CAP Move-Settlement	UZ	2000000229	9/30/2012	(1.21)
88900000	CAP Move-Settlement	UZ	2000000229	9/30/2012	(40.27)
88900000	CAP Move-Settlement	UZ	2000000231	9/30/2012	(16.95)
88900000	CAP Move-Settlement	UZ	2000000231	9/30/2012	30.62
88900000	CAP Move-Settlement	UZ	2000000231	9/30/2012	0.01
88900000	CAP Move-Settlement	UZ	2000000231	9/30/2012	(6.90)
88900000	CAP Move-Settlement	UZ	2000000231	9/30/2012	(6.23)
88900000	CAP Move-Settlement	UZ	2000000217	9/30/2012	18.41
88900000	CAP Move-Settlement	UZ	2000000217	9/30/2012	(598.23)
88900000	CAP Move-Settlement	UZ	2000000218	9/30/2012	(7.48)
88900000	CAP Move-Settlement	UZ	2000000218	9/30/2012	(7.44)
88900000	CAP Move-Settlement	UZ	2000000218	9/30/2012	(409.43)
88900000	CAP Move-Settlement	UZ	2000000218	9/30/2012	(23.48)
88900000	CAP Move-Settlement	UZ	2000000221	9/30/2012	(47.67)
88900000	CAP Move-Settlement	UZ	2000000221	9/30/2012	(4.15)
88900000	CAP Move-Settlement	UZ	2000000229	9/30/2012	(22.65)
88900000	CAP Move-Settlement	UZ	2000000229	9/30/2012	(65.04)
88900000	CAP Move-Settlement	UZ	2000000229	9/30/2012	(5.90)
88900000	CAP Move-Settlement	UZ	2000000229	9/30/2012	(115.93)
88900000	CAP Move-Settlement	UZ	2000000229	9/30/2012	(4.60)
88900000	CAP Move-Settlement	UZ	2000000229	9/30/2012	(0.67)
88900000	CAP Move-Settlement	UZ	2000000229	9/30/2012	14.66
88900000	CAP Move-Settlement	UZ	2000000231	9/30/2012	(26.85)
88900000	CAP Move-Settlement	UZ	2000000231	9/30/2012	(0.82)
88900000	CAP Move-Settlement	UZ	2000000231	9/30/2012	(11.29)
88900000	CAP Move-Settlement	UZ	2000000231	9/30/2012	0.01
88900000	CAP Move-Settlement	UZ	2000000231	9/30/2012	20.41
88900000	CAP Move-Settlement	UZ	2000000231	9/30/2012	(5.80)
88900000	CAP Move-Settlement	UZ	2000000217	9/30/2012	(155.47)
88900000	CAP Move-Settlement	UZ	2000000217	9/30/2012	(3.88)
88900000	CAP Move-Settlement	UZ	2000000218	9/30/2012	10.28
88900000	CAP Move-Settlement	UZ	2000000218	9/30/2012	(2.80)

Kentucky American Water Company  
Case No. 2012-00520  
Response to PSC DR1, Item 31

Account	Description	Doc Type	Document Number	Posting Date	Amount
88900000	CAP Move-Settlement	UZ	2000000218	9/30/2012	(0.85)
88900000	CAP Move-Settlement	UZ	2000000221	9/30/2012	2.17
88900000	CAP Move-Settlement	UZ	2000000229	9/30/2012	0.03
88900000	CAP Move-Settlement	UZ	2000000229	9/30/2012	(1.81)
88900000	CAP Move-Settlement	UZ	2000000229	9/30/2012	1.63
88900000	CAP Move-Settlement	UZ	2000000229	9/30/2012	(25.05)
88900000	CAP Move-Settlement	UZ	2000000229	9/30/2012	(12.46)
88900000	CAP Move-Settlement	UZ	2000000229	9/30/2012	(23.71)
88900000	CAP Move-Settlement	UZ	2000000229	9/30/2012	(12.63)
88900000	CAP Move-Settlement	UZ	2000000229	9/30/2012	(12.74)
88900000	CAP Move-Settlement	UZ	2000000229	9/30/2012	(7.15)
88900000	CAP Move-Settlement	UZ	2000000229	9/30/2012	(16.26)
88900000	CAP Move-Settlement	UZ	2000000231	9/30/2012	(2.76)
88900000	CAP Move-Settlement	UZ	2000000231	9/30/2012	0.43
88900000	CAP Move-Settlement	UZ	2000000231	9/30/2012	(4.07)
88900000	CAP Move-Settlement	UZ	2000000231	9/30/2012	(0.47)
88900000	CAP Move-Settlement	UZ	2000000231	9/30/2012	(6.61)
88900000	CAP Move-Settlement	UZ	2000000231	9/30/2012	0.01
88900000	CAP Move-Settlement	UZ	2000000218	9/30/2012	4.74
88900000	CAP Move-Settlement	UZ	2000000217	9/30/2012	(155.47)
88900000	CAP Move-Settlement	UZ	2000000217	9/30/2012	(2.80)
88900000	CAP Move-Settlement	UZ	2000000217	9/30/2012	10.35
88900000	CAP Move-Settlement	UZ	2000000218	9/30/2012	(0.85)
88900000	CAP Move-Settlement	UZ	2000000218	9/30/2012	(3.89)
88900000	CAP Move-Settlement	UZ	2000000228	9/30/2012	0.43
88900000	CAP Move-Settlement	UZ	2000000229	9/30/2012	(12.74)
88900000	CAP Move-Settlement	UZ	2000000229	9/30/2012	(4.07)
88900000	CAP Move-Settlement	UZ	2000000229	9/30/2012	(2.76)
88900000	CAP Move-Settlement	UZ	2000000229	9/30/2012	(12.63)
88900000	CAP Move-Settlement	UZ	2000000229	9/30/2012	(6.61)
88900000	CAP Move-Settlement	UZ	2000000229	9/30/2012	1.63
88900000	CAP Move-Settlement	UZ	2000000230	9/30/2012	(1.81)
88900000	CAP Move-Settlement	UZ	2000000231	9/30/2012	(25.05)
88900000	CAP Move-Settlement	UZ	2000000231	9/30/2012	(7.15)
88900000	CAP Move-Settlement	UZ	2000000231	9/30/2012	(12.46)
88900000	CAP Move-Settlement	UZ	2000000231	9/30/2012	0.03
88900000	CAP Move-Settlement	UZ	2000000231	9/30/2012	(0.47)
88900000	CAP Move-Settlement	UZ	2000000231	9/30/2012	(16.26)
88900000	CAP Move-Settlement	UZ	2000000231	9/30/2012	2.17
88900000	CAP Move-Settlement	UZ	2000000231	9/30/2012	(23.71)
88900000	CAP Move-Settlement	UZ	2000000231	9/30/2012	0.01
88900000	CAP Move-Settlement	UZ	2000000217	9/30/2012	(1.88)
88900000	CAP Move-Settlement	UZ	2000000217	9/30/2012	(269.33)
88900000	CAP Move-Settlement	UZ	2000000217	9/30/2012	(19.81)
88900000	CAP Move-Settlement	UZ	2000000217	9/30/2012	(25,185.78)
88900000	CAP Move-Settlement	UZ	2000000217	9/30/2012	427.83
88900000	CAP Move-Settlement	UZ	2000000217	9/30/2012	7.26
88900000	CAP Move-Settlement	UZ	2000000218	9/30/2012	498.80
88900000	CAP Move-Settlement	UZ	2000000218	9/30/2012	(43.97)
88900000	CAP Move-Settlement	UZ	2000000218	9/30/2012	(22.58)
88900000	CAP Move-Settlement	UZ	2000000218	9/30/2012	2.38
88900000	CAP Move-Settlement	UZ	2000000218	9/30/2012	72.96
88900000	CAP Move-Settlement	UZ	2000000220	9/30/2012	6.75

Kentucky American Water Company  
Case No. 2012-00520  
Response to PSC DR1, Item 31

Account	Description	Doc Type	Document Number	Posting Date	Amount
88900000	CAP Move-Settlement	UZ	2000000221	9/30/2012	(22.36)
88900000	CAP Move-Settlement	UZ	2000000228	9/30/2012	(0.65)
88900000	CAP Move-Settlement	UZ	2000000229	9/30/2012	(17.52)
88900000	CAP Move-Settlement	UZ	2000000229	9/30/2012	(17.36)
88900000	CAP Move-Settlement	UZ	2000000229	9/30/2012	0.04
88900000	CAP Move-Settlement	UZ	2000000229	9/30/2012	2.99
88900000	CAP Move-Settlement	UZ	2000000231	9/30/2012	(9.12)
88900000	CAP Move-Settlement	UZ	2000000231	9/30/2012	(2.49)
88900000	CAP Move-Settlement	UZ	2000000231	9/30/2012	(34.45)
88900000	CAP Move-Settlement	UZ	2000000231	9/30/2012	2.24
88900000	CAP Move-Settlement	UZ	2000000231	9/30/2012	(3.82)
88900000	CAP Move-Settlement	UZ	2000000231	9/30/2012	(5.60)
88900000	CAP Move-Settlement	UZ	2000000231	9/30/2012	(9.85)
88900000	CAP Move-Settlement	UZ	2000000231	9/30/2012	(32.61)
88900000	CAP Move-Settlement	UZ	2000000231	9/30/2012	(17.15)
88900000	CAP Move-Settlement	UZ	2000000231	9/30/2012	0.58
88900000	CAP Move-Settlement	UZ	2000000231	9/30/2012	0.01
88900000	CAP Move-Settlement	UZ	2000000217	9/30/2012	(3.67)
88900000	CAP Move-Settlement	UZ	2000000217	9/30/2012	330.78
88900000	CAP Move-Settlement	UZ	2000000218	9/30/2012	(15.54)
88900000	CAP Move-Settlement	UZ	2000000218	9/30/2012	(10.87)
88900000	CAP Move-Settlement	UZ	2000000218	9/30/2012	(10,580.08)
88900000	CAP Move-Settlement	UZ	2000000218	9/30/2012	(18.57)
88900000	CAP Move-Settlement	UZ	2000000220	9/30/2012	(172.24)
88900000	CAP Move-Settlement	UZ	2000000229	9/30/2012	0.01
88900000	CAP Move-Settlement	UZ	2000000229	9/30/2012	(3.12)
88900000	CAP Move-Settlement	UZ	2000000229	9/30/2012	0.04
88900000	CAP Move-Settlement	UZ	2000000229	9/30/2012	1.83
88900000	CAP Move-Settlement	UZ	2000000229	9/30/2012	(14.33)
88900000	CAP Move-Settlement	UZ	2000000229	9/30/2012	(14.21)
88900000	CAP Move-Settlement	UZ	2000000229	9/30/2012	(2.06)
88900000	CAP Move-Settlement	UZ	2000000229	9/30/2012	(0.53)
88900000	CAP Move-Settlement	UZ	2000000231	9/30/2012	(4.59)
88900000	CAP Move-Settlement	UZ	2000000231	9/30/2012	(26.70)
88900000	CAP Move-Settlement	UZ	2000000231	9/30/2012	2.44
88900000	CAP Move-Settlement	UZ	2000000231	9/30/2012	(14.01)
88900000	CAP Move-Settlement	UZ	2000000231	9/30/2012	0.48
88900000	CAP Move-Settlement	UZ	2000000231	9/30/2012	(28.19)
88900000	CAP Move-Settlement	UZ	2000000231	9/30/2012	(7.44)
88900000	CAP Move-Settlement	UZ	2000000231	9/30/2012	(8.05)
88900000	CAP Move-Settlement	UZ	2000000231	9/30/2012	(18.29)
88900000	CAP Move-Settlement	UZ	2000000217	9/30/2012	0.48
88900000	CAP Move-Settlement	UZ	2000000217	9/30/2012	3.61
88900000	CAP Move-Settlement	UZ	2000000217	9/30/2012	(22,579.18)
88900000	CAP Move-Settlement	UZ	2000000217	9/30/2012	(128.84)
88900000	CAP Move-Settlement	UZ	2000000217	9/30/2012	526.40
88900000	CAP Move-Settlement	UZ	2000000217	9/30/2012	(11.53)
88900000	CAP Move-Settlement	UZ	2000000218	9/30/2012	3.01
88900000	CAP Move-Settlement	UZ	2000000218	9/30/2012	(8.99)
88900000	CAP Move-Settlement	UZ	2000000218	9/30/2012	(13.76)
88900000	CAP Move-Settlement	UZ	2000000218	9/30/2012	32.55
88900000	CAP Move-Settlement	UZ	2000000218	9/30/2012	(3.03)
88900000	CAP Move-Settlement	UZ	2000000221	9/30/2012	(2.55)



Kentucky American Water Company  
Case No. 2012-00520  
Response to PSC DR1, Item 31

Account	Description	Doc Type	Document Number	Posting Date	Amount
88900000	CAP Move-Settlement	UZ	2000000221	9/30/2012	(15.66)
88900000	CAP Move-Settlement	UZ	2000000221	9/30/2012	(4.16)
88900000	CAP Move-Settlement	UZ	2000000229	9/30/2012	(7.91)
88900000	CAP Move-Settlement	UZ	2000000229	9/30/2012	(4.46)
88900000	CAP Move-Settlement	UZ	2000000229	9/30/2012	0.26
88900000	CAP Move-Settlement	UZ	2000000229	9/30/2012	(10.16)
88900000	CAP Move-Settlement	UZ	2000000229	9/30/2012	(0.30)
88900000	CAP Move-Settlement	UZ	2000000229	9/30/2012	1.36
88900000	CAP Move-Settlement	UZ	2000000229	9/30/2012	(7.96)
88900000	CAP Move-Settlement	UZ	2000000229	9/30/2012	(7.80)
88900000	CAP Move-Settlement	UZ	2000000231	9/30/2012	(1.14)
88900000	CAP Move-Settlement	UZ	2000000231	9/30/2012	1.02
88900000	CAP Move-Settlement	UZ	2000000231	9/30/2012	(14.84)
88900000	CAP Move-Settlement	UZ	2000000231	9/30/2012	0.02
88900000	CAP Move-Settlement	UZ	2000000231	9/30/2012	(1.73)
88900000	CAP Move-Settlement	UZ	2000000217	9/30/2012	(23.45)
88900000	CAP Move-Settlement	UZ	2000000217	9/30/2012	(8,049.80)
88900000	CAP Move-Settlement	UZ	2000000217	9/30/2012	(1.88)
88900000	CAP Move-Settlement	UZ	2000000217	9/30/2012	(25.65)
88900000	CAP Move-Settlement	UZ	2000000218	9/30/2012	(157.12)
88900000	CAP Move-Settlement	UZ	2000000218	9/30/2012	(277.23)
88900000	CAP Move-Settlement	UZ	2000000218	9/30/2012	(15.43)
88900000	CAP Move-Settlement	UZ	2000000218	9/30/2012	(204.82)
88900000	CAP Move-Settlement	UZ	2000000218	9/30/2012	244.35
88900000	CAP Move-Settlement	UZ	2000000221	9/30/2012	(4.86)
88900000	CAP Move-Settlement	UZ	2000000221	9/30/2012	(28.44)
88900000	CAP Move-Settlement	UZ	2000000228	9/30/2012	(7.14)
88900000	CAP Move-Settlement	UZ	2000000229	9/30/2012	(0.84)
88900000	CAP Move-Settlement	UZ	2000000229	9/30/2012	(3.17)
88900000	CAP Move-Settlement	UZ	2000000229	9/30/2012	(22.09)
88900000	CAP Move-Settlement	UZ	2000000229	9/30/2012	0.06
88900000	CAP Move-Settlement	UZ	2000000229	9/30/2012	2.85
88900000	CAP Move-Settlement	UZ	2000000229	9/30/2012	0.74
88900000	CAP Move-Settlement	UZ	2000000229	9/30/2012	3.80
88900000	CAP Move-Settlement	UZ	2000000229	9/30/2012	(22.30)
88900000	CAP Move-Settlement	UZ	2000000231	9/30/2012	(11.59)
88900000	CAP Move-Settlement	UZ	2000000231	9/30/2012	0.01
88900000	CAP Move-Settlement	UZ	2000000231	9/30/2012	(43.84)
88900000	CAP Move-Settlement	UZ	2000000231	9/30/2012	(12.55)
88900000	CAP Move-Settlement	UZ	2000000231	9/30/2012	(41.51)
88900000	CAP Move-Settlement	UZ	2000000231	9/30/2012	(21.82)
88900000	CAP Move-Settlement	UZ	2000000217	9/30/2012	(12.86)
88900000	CAP Move-Settlement	UZ	2000000217	9/30/2012	1.06
88900000	CAP Move-Settlement	UZ	2000000217	9/30/2012	(244.98)
88900000	CAP Move-Settlement	UZ	2000000217	9/30/2012	(19.33)
88900000	CAP Move-Settlement	UZ	2000000217	9/30/2012	1.10
88900000	CAP Move-Settlement	UZ	2000000218	9/30/2012	(1.88)
88900000	CAP Move-Settlement	UZ	2000000218	9/30/2012	(17.62)
88900000	CAP Move-Settlement	UZ	2000000218	9/30/2012	11.91
88900000	CAP Move-Settlement	UZ	2000000218	9/30/2012	(166.25)
88900000	CAP Move-Settlement	UZ	2000000218	9/30/2012	(216.71)
88900000	CAP Move-Settlement	UZ	2000000218	9/30/2012	228.39
88900000	CAP Move-Settlement	UZ	2000000218	9/30/2012	0.79

Kentucky American Water Company  
Case No. 2012-00520  
Response to PSC DR1, Item 31

Account	Description	Doc Type	Document Number	Posting Date	Amount
88900000	CAP Move-Settlement	UZ	2000000218	9/30/2012	(8,025.37)
88900000	CAP Move-Settlement	UZ	2000000221	9/30/2012	0.05
88900000	CAP Move-Settlement	UZ	2000000221	9/30/2012	(9.96)
88900000	CAP Move-Settlement	UZ	2000000221	9/30/2012	0.64
88900000	CAP Move-Settlement	UZ	2000000221	9/30/2012	(18.71)
88900000	CAP Move-Settlement	UZ	2000000221	9/30/2012	(35.59)
88900000	CAP Move-Settlement	UZ	2000000229	9/30/2012	(10.75)
88900000	CAP Move-Settlement	UZ	2000000229	9/30/2012	2.44
88900000	CAP Move-Settlement	UZ	2000000229	9/30/2012	(18.92)
88900000	CAP Move-Settlement	UZ	2000000231	9/30/2012	(24.39)
88900000	CAP Move-Settlement	UZ	2000000231	9/30/2012	3.26
88900000	CAP Move-Settlement	UZ	2000000231	9/30/2012	(2.73)
88900000	CAP Move-Settlement	UZ	2000000231	9/30/2012	(4.15)
88900000	CAP Move-Settlement	UZ	2000000231	9/30/2012	(37.58)
88900000	CAP Move-Settlement	UZ	2000000231	9/30/2012	(0.72)
88900000	CAP Move-Settlement	UZ	2000000231	9/30/2012	(19.11)
88900000	CAP Move-Settlement	UZ	2000000231	9/30/2012	0.01
88900000	CAP Move-Settlement	UZ	2000000231	9/30/2012	(6.11)
88900000	CAP Move-Settlement	UZ	2000000217	9/30/2012	(7.60)
88900000	CAP Move-Settlement	UZ	2000000217	9/30/2012	(5.83)
88900000	CAP Move-Settlement	UZ	2000000218	9/30/2012	5.44
88900000	CAP Move-Settlement	UZ	2000000217	9/30/2012	(7.68)
88900000	CAP Move-Settlement	UZ	2000000217	9/30/2012	5.95
88900000	CAP Move-Settlement	UZ	2000000218	9/30/2012	(5.89)
88900000	CAP Move-Settlement	UZ	2000000218	9/30/2012	10.11
88900000	CAP Move-Settlement	UZ	2000000218	9/30/2012	10.11
88900000	CAP Move-Settlement	UZ	2000000217	9/30/2012	10.11
88900000	CAP Move-Settlement	UZ	2000000217	9/30/2012	(271.01)
88900000	CAP Move-Settlement	UZ	2000000217	9/30/2012	(207.89)
88900000	CAP Move-Settlement	UZ	2000000217	9/30/2012	15.16
88900000	CAP Move-Settlement	UZ	2000000217	9/30/2012	(207.89)
88900000	CAP Move-Settlement	UZ	2000000217	9/30/2012	(271.01)
88900000	CAP Move-Settlement	UZ	2000000218	9/30/2012	15.16
40111000	Res Sales Billed	ZA	9400000596	10/1/2012	(2.67)
40111000	Res Sales Billed	ZA	9400000596	10/1/2012	26.90
40111000	Res Sales Billed	ZA	9400000596	10/1/2012	(431,104.24)
40112000	Res Sales Unbilled	AB	100001409	10/1/2012	2,700,808.82
40121000	Com Sales Billed	ZA	9400000596	10/1/2012	(121,689.80)
40122000	Com Sales Unbilled	AB	100001409	10/1/2012	1,248,876.59
40132000	Ind Sales Unbilled	AB	100001409	10/1/2012	117,005.61
40145000	Priv Fire Billed	ZA	9400000596	10/1/2012	(6,459.47)
40151000	Publ Auth Billed	ZA	9400000596	10/1/2012	(23,681.62)
40152000	Publ Auth Unbilled	AB	100001409	10/1/2012	471,164.14
40162000	SalesforRsls Unbilld	AB	100001409	10/1/2012	123,861.74
40189900	Other Water Revenue	SA	100001405	10/1/2012	1,820.68
40211000	Dom WW Svc Billed	ZA	9400000596	10/1/2012	(13.24)
40211000	Dom WW Svc Billed	ZA	9400000596	10/1/2012	(16.10)
40310200	OthRev-Rent	DR	4000001695	10/1/2012	(95.00)
40310200	OthRev-Rent	DR	4000001741	10/1/2012	(2,300.00)
40310200	OthRev-Rent	DR	4000001755	10/1/2012	(2,848.73)
40310200	OthRev-Rent	DR	4000001768	10/1/2012	(2,665.62)
40310300	OthRev-CFO	SG	100001366	10/1/2012	84,411.44
40310300	OthRev-CFO	SG	100001366	10/1/2012	31,717.55

Kentucky American Water Company  
Case No. 2012-00520  
Response to PSC DR1, Item 31

Account	Description	Doc Type	Document Number	Posting Date	Amount
40310300	OthRev-CFO	SG	100001366	10/1/2012	41,309.63
40310400	OthRev-NSF Ck Chrg	ZA	9400000596	10/1/2012	(96.00)
40310500	OthRev-Appl/InitFee	ZA	9400000596	10/1/2012	(26.00)
40310500	OthRev-Appl/InitFee	ZA	9400000596	10/1/2012	(4,862.00)
40310600	OthRev-Usage Data	DR	4000001723	10/1/2012	(500.00)
40310700	OthRev-Reconnect Fee	ZA	9400000596	10/1/2012	(1,248.00)
40319900	OthRev-Misc Svc	SA	100001405	10/1/2012	(1,820.68)
50100001	Labor ExpenseAccrual	PA	7000000060	10/1/2012	(532.32)
50100001	Labor ExpenseAccrual	PA	7000000060	10/1/2012	(88.72)
50100001	Labor ExpenseAccrual	PA	7000000060	10/1/2012	(3,581.64)
50100001	Labor ExpenseAccrual	PA	7000000060	10/1/2012	(1,014.37)
50100001	Labor ExpenseAccrual	PA	7000000060	10/1/2012	(1,286.40)
50100001	Labor ExpenseAccrual	PA	7000000060	10/1/2012	(5,580.24)
50100001	Labor ExpenseAccrual	PA	7000000060	10/1/2012	(1,569.63)
50100001	Labor ExpenseAccrual	PA	7000000060	10/1/2012	(1,900.77)
50100001	Labor ExpenseAccrual	PA	7000000060	10/1/2012	(7,433.43)
50100001	Labor ExpenseAccrual	PA	7000000060	10/1/2012	(488.80)
50100001	Labor ExpenseAccrual	PA	7000000060	10/1/2012	(3,420.72)
50100001	Labor ExpenseAccrual	PA	7000000060	10/1/2012	(469.07)
50100001	Labor ExpenseAccrual	PA	7000000060	10/1/2012	(382.41)
50100001	Labor ExpenseAccrual	PA	7000000060	10/1/2012	(1,038.60)
50100001	Labor ExpenseAccrual	PA	7000000060	10/1/2012	(13,552.41)
50100001	Labor ExpenseAccrual	PA	7000000060	10/1/2012	(276.88)
50100001	Labor ExpenseAccrual	PA	7000000060	10/1/2012	(481.74)
50100001	Labor ExpenseAccrual	PA	7000000060	10/1/2012	(4,781.14)
50100001	Labor ExpenseAccrual	PA	7000000060	10/1/2012	(10,258.09)
50100001	Labor ExpenseAccrual	PA	7000000060	10/1/2012	(2,892.16)
50100001	Labor ExpenseAccrual	PA	7000000060	10/1/2012	(5,661.32)
50100001	Labor ExpenseAccrual	PA	7000000060	10/1/2012	(1,172.08)
50100001	Labor ExpenseAccrual	PA	7000000060	10/1/2012	(3,848.24)
50100001	Labor ExpenseAccrual	PA	7000000060	10/1/2012	(582.24)
50100001	Labor ExpenseAccrual	PA	7000000060	10/1/2012	(538.56)
50100001	Labor ExpenseAccrual	PA	7000000060	10/1/2012	(538.56)
50100001	Labor ExpenseAccrual	PA	7000000060	10/1/2012	(97.04)
50100001	Labor ExpenseAccrual	PA	7000000060	10/1/2012	(23.07)
50100001	Labor ExpenseAccrual	PA	7000000060	10/1/2012	(229.91)
50100001	Labor ExpenseAccrual	PA	7000000060	10/1/2012	(2,323.17)
50100001	Labor ExpenseAccrual	PA	7000000060	10/1/2012	(558.98)
50100001	Labor ExpenseAccrual	PA	7000000060	10/1/2012	(2,403.15)
50100001	Labor ExpenseAccrual	PA	7000000060	10/1/2012	(6,880.52)
50100001	Labor ExpenseAccrual	PA	7000000060	10/1/2012	(1,658.07)
50100001	Labor ExpenseAccrual	PA	7000000060	10/1/2012	(1,564.65)
50100001	Labor ExpenseAccrual	PA	7000000060	10/1/2012	(1,228.16)
50100001	Labor ExpenseAccrual	PA	7000000060	10/1/2012	(8,627.48)
50100001	Labor ExpenseAccrual	PA	7000000060	10/1/2012	(184.56)
50100001	Labor ExpenseAccrual	PA	7000000060	10/1/2012	(8,427.77)
50100001	Labor ExpenseAccrual	PA	7000000060	10/1/2012	(1,383.14)
50100001	Labor ExpenseAccrual	PA	7000000060	10/1/2012	(19,795.66)
50100001	Labor ExpenseAccrual	PA	7000000060	10/1/2012	(37,743.35)
50100001	Labor ExpenseAccrual	PA	7000000060	10/1/2012	(10,003.30)
50100001	Labor ExpenseAccrual	PA	7000000060	10/1/2012	(47,727.93)
50100001	Labor ExpenseAccrual	PA	7000000060	10/1/2012	(1,726.96)
50100001	Labor ExpenseAccrual	PA	7000000060	10/1/2012	(641.76)

Kentucky American Water Company  
Case No. 2012-00520  
Response to PSC DR1, Item 31

Account	Description	Doc Type	Document Number	Posting Date	Amount
50100001	Labor ExpenseAccrual	PA	7000000060	10/1/2012	(416.74)
50100001	Labor ExpenseAccrual	PA	7000000060	10/1/2012	(1,610.46)
50100001	Labor ExpenseAccrual	PA	7000000060	10/1/2012	(2,130.48)
50100001	Labor ExpenseAccrual	PA	7000000060	10/1/2012	(7,160.38)
50100001	Labor ExpenseAccrual	PA	7000000060	10/1/2012	(4,611.36)
50100001	Labor ExpenseAccrual	PA	7000000060	10/1/2012	(2,522.61)
50100001	Labor ExpenseAccrual	PA	7000000060	10/1/2012	(11,120.85)
50100001	Labor ExpenseAccrual	PA	7000000060	10/1/2012	(656.25)
50100001	Labor ExpenseAccrual	PA	7000000060	10/1/2012	(967.20)
50100001	Labor ExpenseAccrual	PA	7000000060	10/1/2012	(773.76)
50100001	Labor ExpenseAccrual	PA	7000000060	10/1/2012	(8,475.97)
50100001	Labor ExpenseAccrual	PA	7000000060	10/1/2012	(481.32)
50100001	Labor ExpenseAccrual	PA	7000000060	10/1/2012	(320.88)
50100001	Labor ExpenseAccrual	PA	7000000060	10/1/2012	(138.42)
50100001	Labor ExpenseAccrual	PA	7000000060	10/1/2012	(3,529.05)
50100001	Labor ExpenseAccrual	PA	7000000060	10/1/2012	(1,610.48)
50100001	Labor ExpenseAccrual	PA	7000000060	10/1/2012	(124.86)
50100001	Labor ExpenseAccrual	PA	7000000060	10/1/2012	(41.62)
50100001	Labor ExpenseAccrual	PA	7000000060	10/1/2012	(1,219.91)
50100001	Labor ExpenseAccrual	PA	7000000060	10/1/2012	(1,326.71)
50100001	Labor ExpenseAccrual	PA	7000000060	10/1/2012	(2,897.66)
50100001	Labor ExpenseAccrual	PA	7000000060	10/1/2012	(64.98)
50100001	Labor ExpenseAccrual	PA	7000000060	10/1/2012	(1,485.40)
50100001	Labor ExpenseAccrual	PA	7000000060	10/1/2012	(1,319.36)
50100001	Labor ExpenseAccrual	PA	7000000060	10/1/2012	(545.40)
50100001	Labor ExpenseAccrual	PA	7000000060	10/1/2012	(492.72)
50100001	Labor ExpenseAccrual	PA	7000000060	10/1/2012	(1,467.60)
50100001	Labor ExpenseAccrual	PA	7000000060	10/1/2012	(1,229.40)
50100001	Labor ExpenseAccrual	PA	7000000060	10/1/2012	(1,996.90)
50100001	Labor ExpenseAccrual	PA	7000000060	10/1/2012	(11,316.80)
50100001	Labor ExpenseAccrual	PA	7000000101	10/1/2012	7,985.35
50100001	Labor ExpenseAccrual	PA	7000000101	10/1/2012	1,956.45
50100001	Labor ExpenseAccrual	PA	7000000101	10/1/2012	2,406.34
50100001	Labor ExpenseAccrual	PA	7000000101	10/1/2012	1,978.74
50100001	Labor ExpenseAccrual	PA	7000000101	10/1/2012	10,577.82
50100001	Labor ExpenseAccrual	PA	7000000101	10/1/2012	7,056.98
50100001	Labor ExpenseAccrual	PA	7000000101	10/1/2012	13,513.50
50100001	Labor ExpenseAccrual	PA	7000000101	10/1/2012	132.96
50100001	Labor ExpenseAccrual	PA	7000000101	10/1/2012	1,347.13
50100001	Labor ExpenseAccrual	PA	7000000101	10/1/2012	1,489.88
50100001	Labor ExpenseAccrual	PA	7000000101	10/1/2012	4,234.40
50100001	Labor ExpenseAccrual	PA	7000000101	10/1/2012	1,413.40
50100001	Labor ExpenseAccrual	PA	7000000101	10/1/2012	1,767.37
50100001	Labor ExpenseAccrual	PA	7000000101	10/1/2012	11,101.13
50100001	Labor ExpenseAccrual	PA	7000000101	10/1/2012	3,374.38
50100001	Labor ExpenseAccrual	PA	7000000101	10/1/2012	962.41
50100001	Labor ExpenseAccrual	PA	7000000101	10/1/2012	162.50
50100001	Labor ExpenseAccrual	PA	7000000101	10/1/2012	4,119.79
50100001	Labor ExpenseAccrual	PA	7000000101	10/1/2012	297.57
50100001	Labor ExpenseAccrual	PA	7000000101	10/1/2012	340.08
50100001	Labor ExpenseAccrual	PA	7000000101	10/1/2012	255.06
50100001	Labor ExpenseAccrual	PA	7000000101	10/1/2012	127.53
50100001	Labor ExpenseAccrual	PA	7000000101	10/1/2012	1,136.87

Kentucky American Water Company  
Case No. 2012-00520  
Response to PSC DR1, Item 31

Account	Description	Doc Type	Document Number	Posting Date	Amount
50100001	Labor ExpenseAccrual	PA	7000000101	10/1/2012	9,730.46
50100001	Labor ExpenseAccrual	PA	7000000101	10/1/2012	199.81
50100001	Labor ExpenseAccrual	PA	7000000101	10/1/2012	3,294.32
50100001	Labor ExpenseAccrual	PA	7000000101	10/1/2012	14,112.07
50100001	Labor ExpenseAccrual	PA	7000000101	10/1/2012	10,352.01
50100001	Labor ExpenseAccrual	PA	7000000101	10/1/2012	51.82
50100001	Labor ExpenseAccrual	PA	7000000101	10/1/2012	1,205.52
50100001	Labor ExpenseAccrual	PA	7000000101	10/1/2012	4,884.51
50100001	Labor ExpenseAccrual	PA	7000000101	10/1/2012	3,085.50
50100001	Labor ExpenseAccrual	PA	7000000101	10/1/2012	14,900.75
50100001	Labor ExpenseAccrual	PA	7000000101	10/1/2012	2,130.18
50100001	Labor ExpenseAccrual	PA	7000000101	10/1/2012	1,010.88
50100001	Labor ExpenseAccrual	PA	7000000101	10/1/2012	1,327.56
50100001	Labor ExpenseAccrual	PA	7000000101	10/1/2012	12,277.44
50100001	Labor ExpenseAccrual	PA	7000000101	10/1/2012	1,213.77
50100001	Labor ExpenseAccrual	PA	7000000101	10/1/2012	70,454.09
50100001	Labor ExpenseAccrual	PA	7000000101	10/1/2012	678.02
50100001	Labor ExpenseAccrual	PA	7000000101	10/1/2012	285.48
50100001	Labor ExpenseAccrual	PA	7000000101	10/1/2012	322.70
50100001	Labor ExpenseAccrual	PA	7000000101	10/1/2012	1,383.09
50100001	Labor ExpenseAccrual	PA	7000000101	10/1/2012	1,005.88
50100001	Labor ExpenseAccrual	PA	7000000101	10/1/2012	1,668.56
50100001	Labor ExpenseAccrual	PA	7000000101	10/1/2012	1,251.42
50100001	Labor ExpenseAccrual	PA	7000000101	10/1/2012	94.26
50100001	Labor ExpenseAccrual	PA	7000000101	10/1/2012	832.91
50100001	Labor ExpenseAccrual	PA	7000000101	10/1/2012	127.61
50100001	Labor ExpenseAccrual	PA	7000000101	10/1/2012	2,025.27
50100001	Labor ExpenseAccrual	PA	7000000101	10/1/2012	2,603.22
50100001	Labor ExpenseAccrual	PA	7000000101	10/1/2012	850.50
50100001	Labor ExpenseAccrual	PA	7000000101	10/1/2012	62.84
50100001	Labor ExpenseAccrual	PA	7000000101	10/1/2012	625.71
50100001	Labor ExpenseAccrual	PA	7000000101	10/1/2012	222.98
50100001	Labor ExpenseAccrual	PA	7000000101	10/1/2012	214.96
50100001	Labor ExpenseAccrual	PA	7000000101	10/1/2012	3,256.19
50100001	Labor ExpenseAccrual	PA	7000000101	10/1/2012	2,547.31
50100001	Labor ExpenseAccrual	PA	7000000101	10/1/2012	219.02
50100001	Labor ExpenseAccrual	PA	7000000101	10/1/2012	337.05
50100001	Labor ExpenseAccrual	PA	7000000101	10/1/2012	2,726.44
50100001	Labor ExpenseAccrual	PA	7000000101	10/1/2012	30,460.88
50100001	Labor ExpenseAccrual	PA	7000000101	10/1/2012	25,434.08
50100001	Labor ExpenseAccrual	PA	7000000101	10/1/2012	31,952.33
50100001	Labor ExpenseAccrual	PA	7000000101	10/1/2012	(71.11)
50100001	Labor ExpenseAccrual	PA	7000000101	10/1/2012	1,375.08
50100001	Labor ExpenseAccrual	PA	7000000101	10/1/2012	506.85
50100001	Labor ExpenseAccrual	PA	7000000101	10/1/2012	9,929.64
50100001	Labor ExpenseAccrual	PA	7000000101	10/1/2012	15,084.51
50100001	Labor ExpenseAccrual	PA	7000000101	10/1/2012	10,401.42
50100001	Labor ExpenseAccrual	PA	7000000101	10/1/2012	6,140.70
50100001	Labor ExpenseAccrual	PA	7000000101	10/1/2012	54.11
50100001	Labor ExpenseAccrual	PA	7000000101	10/1/2012	640.85
50100001	Labor ExpenseAccrual	PA	7000000101	10/1/2012	430.16
50100001	Labor ExpenseAccrual	PA	7000000101	10/1/2012	95.74
50100001	Labor ExpenseAccrual	PA	7000000101	10/1/2012	2,366.78

Kentucky American Water Company  
Case No. 2012-00520  
Response to PSC DR1, Item 31

Account	Description	Doc Type	Document Number	Posting Date	Amount
50100001	Labor ExpenseAccrual	PA	7000000101	10/1/2012	1,400.01
50100001	Labor ExpenseAccrual	PA	7000000101	10/1/2012	1,338.46
50100001	Labor ExpenseAccrual	PA	7000000101	10/1/2012	348.53
50100001	Labor ExpenseAccrual	PA	7000000101	10/1/2012	216.42
50421000	401k Expense	PA	7000000060	10/1/2012	(12.88)
50421000	401k Expense	PA	7000000060	10/1/2012	(108.93)
50421000	401k Expense	PA	7000000060	10/1/2012	(253.75)
50421000	401k Expense	PA	7000000060	10/1/2012	(51.40)
50421000	401k Expense	PA	7000000060	10/1/2012	(3.01)
50421000	401k Expense	PA	7000000060	10/1/2012	(1.73)
50421000	401k Expense	PA	7000000060	10/1/2012	(83.55)
50421000	401k Expense	PA	7000000060	10/1/2012	(186.79)
50421000	401k Expense	PA	7000000060	10/1/2012	(5.44)
50421000	401k Expense	PA	7000000060	10/1/2012	(24.48)
50421000	401k Expense	PA	7000000060	10/1/2012	(13.41)
50421000	401k Expense	PA	7000000060	10/1/2012	(16.51)
50421000	401k Expense	PA	7000000060	10/1/2012	(41.57)
50421000	401k Expense	PA	7000000060	10/1/2012	(13.29)
50421000	401k Expense	PA	7000000060	10/1/2012	(2.22)
50421000	401k Expense	PA	7000000060	10/1/2012	(141.93)
50421000	401k Expense	PA	7000000060	10/1/2012	(119.12)
50421000	401k Expense	PA	7000000060	10/1/2012	(40.18)
50421000	401k Expense	PA	7000000060	10/1/2012	(54.93)
50421000	401k Expense	PA	7000000060	10/1/2012	(114.39)
50421000	401k Expense	PA	7000000060	10/1/2012	(58.52)
50421000	401k Expense	PA	7000000060	10/1/2012	(30.19)
50421000	401k Expense	PA	7000000060	10/1/2012	(133.94)
50421000	401k Expense	PA	7000000060	10/1/2012	(0.92)
50421000	401k Expense	PA	7000000060	10/1/2012	(4.84)
50421000	401k Expense	PA	7000000060	10/1/2012	(382.28)
50421000	401k Expense	PA	7000000060	10/1/2012	(676.97)
50421000	401k Expense	PA	7000000060	10/1/2012	(339.69)
50421000	401k Expense	PA	7000000060	10/1/2012	(129.60)
50421000	401k Expense	PA	7000000060	10/1/2012	(586.60)
50421000	401k Expense	PA	7000000060	10/1/2012	(39.12)
50421000	401k Expense	PA	7000000060	10/1/2012	(33.17)
50421000	401k Expense	PA	7000000060	10/1/2012	(233.03)
50421000	401k Expense	PA	7000000060	10/1/2012	(7.38)
50421000	401k Expense	PA	7000000060	10/1/2012	(1.72)
50421000	401k Expense	PA	7000000060	10/1/2012	(45.24)
50421000	401k Expense	PA	7000000060	10/1/2012	(86.17)
50421000	401k Expense	PA	7000000060	10/1/2012	(36.27)
50421000	401k Expense	PA	7000000060	10/1/2012	(17.35)
50421000	401k Expense	PA	7000000060	10/1/2012	(5.54)
50421000	401k Expense	PA	7000000060	10/1/2012	(6.07)
50421000	401k Expense	PA	7000000060	10/1/2012	(47.81)
50421000	401k Expense	PA	7000000060	10/1/2012	(65.46)
50421000	401k Expense	PA	7000000060	10/1/2012	(12.21)
50421000	401k Expense	PA	7000000060	10/1/2012	(69.54)
50421000	401k Expense	PA	7000000060	10/1/2012	(24.20)
50421000	401k Expense	PA	7000000060	10/1/2012	(19.32)
50421000	401k Expense	PA	7000000060	10/1/2012	(26.25)
50421000	401k Expense	PA	7000000060	10/1/2012	(7.25)

Kentucky American Water Company

Case No. 2012-00520

Response to PSC DR1, Item 31

Account	Description	Doc Type	Document Number	Posting Date	Amount
50421000	401k Expense	PA	7000000060	10/1/2012	(299.92)
50421000	401k Expense	PA	7000000060	10/1/2012	(19.26)
50421000	401k Expense	PA	7000000060	10/1/2012	(12.84)
50421000	401k Expense	PA	7000000060	10/1/2012	(25.68)
50421000	401k Expense	PA	7000000060	10/1/2012	(20.52)
50421000	401k Expense	PA	7000000060	10/1/2012	(0.54)
50421000	401k Expense	PA	7000000060	10/1/2012	(235.27)
50421000	401k Expense	PA	7000000060	10/1/2012	(8.91)
50421000	401k Expense	PA	7000000060	10/1/2012	(34.29)
50421000	401k Expense	PA	7000000060	10/1/2012	(18.14)
50421000	401k Expense	PA	7000000060	10/1/2012	(10.81)
50421000	401k Expense	PA	7000000060	10/1/2012	(59.06)
50421000	401k Expense	PA	7000000060	10/1/2012	(1.62)
50421000	401k Expense	PA	7000000060	10/1/2012	(25.92)
50421000	401k Expense	PA	7000000060	10/1/2012	(138.53)
50421000	401k Expense	PA	7000000060	10/1/2012	(298.79)
50421000	401k Expense	PA	7000000060	10/1/2012	(47.54)
50421000	401k Expense	PA	7000000060	10/1/2012	(2.60)
50421000	401k Expense	PA	7000000060	10/1/2012	(48.71)
50421000	401k Expense	PA	7000000101	10/1/2012	10.22
50421000	401k Expense	PA	7000000101	10/1/2012	13.60
50421000	401k Expense	PA	7000000101	10/1/2012	11.91
50421000	401k Expense	PA	7000000101	10/1/2012	82.63
50421000	401k Expense	PA	7000000101	10/1/2012	184.22
50421000	401k Expense	PA	7000000101	10/1/2012	82.47
50421000	401k Expense	PA	7000000101	10/1/2012	121.80
50421000	401k Expense	PA	7000000101	10/1/2012	84.89
50421000	401k Expense	PA	7000000101	10/1/2012	1,103.96
50421000	401k Expense	PA	7000000101	10/1/2012	17.70
50421000	401k Expense	PA	7000000101	10/1/2012	35.40
50421000	401k Expense	PA	7000000101	10/1/2012	305.56
50421000	401k Expense	PA	7000000101	10/1/2012	5.62
50421000	401k Expense	PA	7000000101	10/1/2012	0.70
50421000	401k Expense	PA	7000000101	10/1/2012	3.51
50421000	401k Expense	PA	7000000101	10/1/2012	2.81
50421000	401k Expense	PA	7000000101	10/1/2012	18.26
50421000	401k Expense	PA	7000000101	10/1/2012	25.34
50421000	401k Expense	PA	7000000101	10/1/2012	5.10
50421000	401k Expense	PA	7000000101	10/1/2012	46.78
50421000	401k Expense	PA	7000000101	10/1/2012	299.43
50421000	401k Expense	PA	7000000101	10/1/2012	56.43
50421000	401k Expense	PA	7000000101	10/1/2012	25.26
50421000	401k Expense	PA	7000000101	10/1/2012	25.11
50421000	401k Expense	PA	7000000101	10/1/2012	6.50
50421000	401k Expense	PA	7000000101	10/1/2012	28.38
50421000	401k Expense	PA	7000000101	10/1/2012	6.27
50421000	401k Expense	PA	7000000101	10/1/2012	7.14
50421000	401k Expense	PA	7000000101	10/1/2012	16.96
50421000	401k Expense	PA	7000000101	10/1/2012	92.19
50421000	401k Expense	PA	7000000101	10/1/2012	324.55
50421000	401k Expense	PA	7000000101	10/1/2012	121.14
50421000	401k Expense	PA	7000000101	10/1/2012	82.53
50421000	401k Expense	PA	7000000101	10/1/2012	39.58

## Kentucky American Water Company

Case No. 2012-00520

Response to PSC DR1, Item 31

Account	Description	Doc Type	Document Number	Posting Date	Amount
50421000	401k Expense	PA	7000000101	10/1/2012	163.74
50421000	401k Expense	PA	7000000101	10/1/2012	1.30
50421000	401k Expense	PA	7000000101	10/1/2012	11.36
50421000	401k Expense	PA	7000000101	10/1/2012	498.33
50421000	401k Expense	PA	7000000101	10/1/2012	130.06
50421000	401k Expense	PA	7000000101	10/1/2012	31.74
50421000	401k Expense	PA	7000000101	10/1/2012	219.82
50421000	401k Expense	PA	7000000101	10/1/2012	34.60
50421000	401k Expense	PA	7000000101	10/1/2012	25.11
50421000	401k Expense	PA	7000000101	10/1/2012	553.83
50421000	401k Expense	PA	7000000101	10/1/2012	501.27
50421000	401k Expense	PA	7000000101	10/1/2012	642.72
50421000	401k Expense	PA	7000000101	10/1/2012	18.77
50421000	401k Expense	PA	7000000101	10/1/2012	4.47
50421000	401k Expense	PA	7000000101	10/1/2012	6.97
50421000	401k Expense	PA	7000000101	10/1/2012	81.06
50421000	401k Expense	PA	7000000101	10/1/2012	65.00
50421000	401k Expense	PA	7000000101	10/1/2012	1.89
50421000	401k Expense	PA	7000000101	10/1/2012	11.88
50421000	401k Expense	PA	7000000101	10/1/2012	55.02
50421000	401k Expense	PA	7000000101	10/1/2012	24.57
50421000	401k Expense	PA	7000000101	10/1/2012	24.57
50421000	401k Expense	PA	7000000101	10/1/2012	2.24
50421000	401k Expense	PA	7000000101	10/1/2012	81.41
50421000	401k Expense	PA	7000000101	10/1/2012	37.56
50421000	401k Expense	PA	7000000101	10/1/2012	50.04
50421000	401k Expense	PA	7000000101	10/1/2012	11.01
50421000	401k Expense	PA	7000000101	10/1/2012	64.14
50421000	401k Expense	PA	7000000101	10/1/2012	20.28
50421000	401k Expense	PA	7000000101	10/1/2012	0.30
50421000	401k Expense	PA	7000000101	10/1/2012	1.35
50421000	401k Expense	PA	7000000101	10/1/2012	133.31
50421000	401k Expense	PA	7000000101	10/1/2012	3.82
50421000	401k Expense	PA	7000000101	10/1/2012	2.58
50421000	401k Expense	PA	7000000101	10/1/2012	335.47
50421000	401k Expense	PA	7000000101	10/1/2012	237.79
50421000	401k Expense	PA	7000000101	10/1/2012	51.35
50422000	DCP Expense	PA	7000000060	10/1/2012	(33.76)
50422000	DCP Expense	PA	7000000060	10/1/2012	(254.13)
50422000	DCP Expense	PA	7000000060	10/1/2012	(16.88)
50422000	DCP Expense	PA	7000000060	10/1/2012	(44.24)
50422000	DCP Expense	PA	7000000060	10/1/2012	(67.56)
50422000	DCP Expense	PA	7000000060	10/1/2012	(13.00)
50422000	DCP Expense	PA	7000000060	10/1/2012	(29.77)
50422000	DCP Expense	PA	7000000060	10/1/2012	(292.71)
50422000	DCP Expense	PA	7000000060	10/1/2012	(53.28)
50422000	DCP Expense	PA	7000000060	10/1/2012	(176.86)
50422000	DCP Expense	PA	7000000060	10/1/2012	(19.77)
50422000	DCP Expense	PA	7000000060	10/1/2012	(24.26)
50422000	DCP Expense	PA	7000000060	10/1/2012	(135.55)
50422000	DCP Expense	PA	7000000060	10/1/2012	(54.54)
50422000	DCP Expense	PA	7000000060	10/1/2012	(21.13)
50422000	DCP Expense	PA	7000000060	10/1/2012	(9.36)



## Kentucky American Water Company

Case No. 2012-00520

Response to PSC DR1, Item 31

Account	Description	Doc Type	Document Number	Posting Date	Amount
50422000	DCP Expense	PA	7000000060	10/1/2012	(321.09)
50422000	DCP Expense	PA	7000000060	10/1/2012	(48.24)
50422000	DCP Expense	PA	7000000060	10/1/2012	(90.87)
50422000	DCP Expense	PA	7000000060	10/1/2012	(10.10)
50422000	DCP Expense	PA	7000000060	10/1/2012	(16.80)
50422000	DCP Expense	PA	7000000060	10/1/2012	(1.05)
50422000	DCP Expense	PA	7000000060	10/1/2012	(3.15)
50422000	DCP Expense	PA	7000000060	10/1/2012	(32.03)
50422000	DCP Expense	PA	7000000060	10/1/2012	(42.00)
50422000	DCP Expense	PA	7000000060	10/1/2012	(79.28)
50422000	DCP Expense	PA	7000000060	10/1/2012	(12.60)
50422000	DCP Expense	PA	7000000060	10/1/2012	(7.35)
50422000	DCP Expense	PA	7000000060	10/1/2012	(1.21)
50422000	DCP Expense	PA	7000000060	10/1/2012	(11.79)
50422000	DCP Expense	PA	7000000060	10/1/2012	(438.23)
50422000	DCP Expense	PA	7000000060	10/1/2012	(274.40)
50422000	DCP Expense	PA	7000000060	10/1/2012	(68.95)
50422000	DCP Expense	PA	7000000060	10/1/2012	(380.68)
50422000	DCP Expense	PA	7000000060	10/1/2012	(1,064.47)
50422000	DCP Expense	PA	7000000060	10/1/2012	(89.64)
50422000	DCP Expense	PA	7000000060	10/1/2012	(179.03)
50422000	DCP Expense	PA	7000000060	10/1/2012	(86.57)
50422000	DCP Expense	PA	7000000060	10/1/2012	(105.87)
50422000	DCP Expense	PA	7000000060	10/1/2012	(9.69)
50422000	DCP Expense	PA	7000000060	10/1/2012	(90.99)
50422000	DCP Expense	PA	7000000060	10/1/2012	(36.28)
50422000	DCP Expense	PA	7000000060	10/1/2012	(9.20)
50422000	DCP Expense	PA	7000000060	10/1/2012	(36.32)
50422000	DCP Expense	PA	7000000060	10/1/2012	(26.06)
50422000	DCP Expense	PA	7000000060	10/1/2012	(17.25)
50422000	DCP Expense	PA	7000000060	10/1/2012	(1,337.96)
50422000	DCP Expense	PA	7000000060	10/1/2012	(34.45)
50422000	DCP Expense	PA	7000000060	10/1/2012	(183.38)
50422000	DCP Expense	PA	7000000060	10/1/2012	(111.26)
50422000	DCP Expense	PA	7000000060	10/1/2012	(25.27)
50422000	DCP Expense	PA	7000000060	10/1/2012	(16.85)
50422000	DCP Expense	PA	7000000060	10/1/2012	(33.70)
50422000	DCP Expense	PA	7000000060	10/1/2012	(35.90)
50422000	DCP Expense	PA	7000000060	10/1/2012	(308.00)
50422000	DCP Expense	PA	7000000060	10/1/2012	(241.29)
50422000	DCP Expense	PA	7000000060	10/1/2012	(14.25)
50422000	DCP Expense	PA	7000000060	10/1/2012	(128.21)
50422000	DCP Expense	PA	7000000060	10/1/2012	(7.26)
50422000	DCP Expense	PA	7000000060	10/1/2012	(251.51)
50422000	DCP Expense	PA	7000000060	10/1/2012	(3.41)
50422000	DCP Expense	PA	7000000101	10/1/2012	6.72
50422000	DCP Expense	PA	7000000101	10/1/2012	13.40
50422000	DCP Expense	PA	7000000101	10/1/2012	17.85
50422000	DCP Expense	PA	7000000101	10/1/2012	641.37
50422000	DCP Expense	PA	7000000101	10/1/2012	15.61
50422000	DCP Expense	PA	7000000101	10/1/2012	916.15
50422000	DCP Expense	PA	7000000101	10/1/2012	472.34
50422000	DCP Expense	PA	7000000101	10/1/2012	114.91

## Kentucky American Water Company

Case No. 2012-00520

Response to PSC DR1, Item 31

Account	Description	Doc Type	Document Number	Posting Date	Amount
50422000	DCP Expense	PA	7000000101	10/1/2012	13.52
50422000	DCP Expense	PA	7000000101	10/1/2012	50.53
50422000	DCP Expense	PA	7000000101	10/1/2012	8.53
50422000	DCP Expense	PA	7000000101	10/1/2012	166.90
50422000	DCP Expense	PA	7000000101	10/1/2012	1,074.55
50422000	DCP Expense	PA	7000000101	10/1/2012	79.12
50422000	DCP Expense	PA	7000000101	10/1/2012	426.92
50422000	DCP Expense	PA	7000000101	10/1/2012	1,914.95
50422000	DCP Expense	PA	7000000101	10/1/2012	102.71
50422000	DCP Expense	PA	7000000101	10/1/2012	25.94
50422000	DCP Expense	PA	7000000101	10/1/2012	15.04
50422000	DCP Expense	PA	7000000101	10/1/2012	3.30
50422000	DCP Expense	PA	7000000101	10/1/2012	354.89
50422000	DCP Expense	PA	7000000101	10/1/2012	422.69
50422000	DCP Expense	PA	7000000101	10/1/2012	29.10
50422000	DCP Expense	PA	7000000101	10/1/2012	131.26
50422000	DCP Expense	PA	7000000101	10/1/2012	16.75
50422000	DCP Expense	PA	7000000101	10/1/2012	6.70
50422000	DCP Expense	PA	7000000101	10/1/2012	106.38
50422000	DCP Expense	PA	7000000101	10/1/2012	156.51
50422000	DCP Expense	PA	7000000101	10/1/2012	604.24
50422000	DCP Expense	PA	7000000101	10/1/2012	135.35
50422000	DCP Expense	PA	7000000101	10/1/2012	44.66
50422000	DCP Expense	PA	7000000101	10/1/2012	81.31
50422000	DCP Expense	PA	7000000101	10/1/2012	133.76
50422000	DCP Expense	PA	7000000101	10/1/2012	11.71
50422000	DCP Expense	PA	7000000101	10/1/2012	159.87
50422000	DCP Expense	PA	7000000101	10/1/2012	11.06
50422000	DCP Expense	PA	7000000101	10/1/2012	72.15
50422000	DCP Expense	PA	7000000101	10/1/2012	41.04
50422000	DCP Expense	PA	7000000101	10/1/2012	32.26
50422000	DCP Expense	PA	7000000101	10/1/2012	258.53
50422000	DCP Expense	PA	7000000101	10/1/2012	132.05
50422000	DCP Expense	PA	7000000101	10/1/2012	41.51
50422000	DCP Expense	PA	7000000101	10/1/2012	87.60
50422000	DCP Expense	PA	7000000101	10/1/2012	65.73
50422000	DCP Expense	PA	7000000101	10/1/2012	46.26
50422000	DCP Expense	PA	7000000101	10/1/2012	32.86
50422000	DCP Expense	PA	7000000101	10/1/2012	(3.73)
50422000	DCP Expense	PA	7000000101	10/1/2012	15.62
50422000	DCP Expense	PA	7000000101	10/1/2012	26.62
50422000	DCP Expense	PA	7000000101	10/1/2012	4.43
50422000	DCP Expense	PA	7000000101	10/1/2012	185.24
50422000	DCP Expense	PA	7000000101	10/1/2012	282.17
50422000	DCP Expense	PA	7000000101	10/1/2012	3.79
50422000	DCP Expense	PA	7000000101	10/1/2012	22.58
50422000	DCP Expense	PA	7000000101	10/1/2012	5.02
50422000	DCP Expense	PA	7000000101	10/1/2012	4.86
50422000	DCP Expense	PA	7000000101	10/1/2012	55.98
50422000	DCP Expense	PA	7000000101	10/1/2012	65.51
50422000	DCP Expense	PA	7000000101	10/1/2012	5.46
50422000	DCP Expense	PA	7000000101	10/1/2012	10.93
50422000	DCP Expense	PA	7000000101	10/1/2012	70.28

## Kentucky American Water Company

Case No. 2012-00520

Response to PSC DR1, Item 31

Account	Description	Doc Type	Document Number	Posting Date	Amount
50422000	DCP Expense	PA	7000000101	10/1/2012	281.96
50422000	DCP Expense	PA	7000000101	10/1/2012	1.37
50422000	DCP Expense	PA	7000000101	10/1/2012	21.84
50550000	Group Insur Expense	DR	4000001801	10/1/2012	(196.34)
50550000	Group Insur Expense	DR	4000001806	10/1/2012	(463.00)
50550000	Group Insur Expense	DR	4000001810	10/1/2012	(50.00)
50550000	Group Insur Expense	DR	4000001817	10/1/2012	(463.00)
50550000	Group Insur Expense	DR	4000001825	10/1/2012	(463.00)
50550000	Group Insur Expense	PA	7000000060	10/1/2012	(266.27)
50550000	Group Insur Expense	PA	7000000060	10/1/2012	(258.23)
50550000	Group Insur Expense	PA	7000000060	10/1/2012	(1,183.97)
50550000	Group Insur Expense	PA	7000000060	10/1/2012	(239.36)
50550000	Group Insur Expense	PA	7000000060	10/1/2012	(122.66)
50550000	Group Insur Expense	PA	7000000060	10/1/2012	(1,505.96)
50550000	Group Insur Expense	PA	7000000060	10/1/2012	(267.02)
50550000	Group Insur Expense	PA	7000000060	10/1/2012	(81.39)
50550000	Group Insur Expense	PA	7000000060	10/1/2012	(465.75)
50550000	Group Insur Expense	PA	7000000060	10/1/2012	(121.59)
50550000	Group Insur Expense	PA	7000000060	10/1/2012	(20.26)
50550000	Group Insur Expense	PA	7000000060	10/1/2012	(58.60)
50550000	Group Insur Expense	PA	7000000060	10/1/2012	(73.83)
50550000	Group Insur Expense	PA	7000000060	10/1/2012	(515.98)
50550000	Group Insur Expense	PA	7000000060	10/1/2012	(942.01)
50550000	Group Insur Expense	PA	7000000060	10/1/2012	(2,086.06)
50550000	Group Insur Expense	PA	7000000060	10/1/2012	(741.78)
50550000	Group Insur Expense	PA	7000000060	10/1/2012	(238.60)
50550000	Group Insur Expense	PA	7000000060	10/1/2012	(1,279.27)
50550000	Group Insur Expense	PA	7000000060	10/1/2012	(10.88)
50550000	Group Insur Expense	PA	7000000060	10/1/2012	(139.80)
50550000	Group Insur Expense	PA	7000000060	10/1/2012	(139.80)
50550000	Group Insur Expense	PA	7000000060	10/1/2012	(65.14)
50550000	Group Insur Expense	PA	7000000060	10/1/2012	(701.95)
50550000	Group Insur Expense	PA	7000000060	10/1/2012	(2.63)
50550000	Group Insur Expense	PA	7000000060	10/1/2012	(55.64)
50550000	Group Insur Expense	PA	7000000060	10/1/2012	(2,604.39)
50550000	Group Insur Expense	PA	7000000060	10/1/2012	(54.02)
50550000	Group Insur Expense	PA	7000000060	10/1/2012	(107.38)
50550000	Group Insur Expense	PA	7000000060	10/1/2012	(4,266.46)
50550000	Group Insur Expense	PA	7000000060	10/1/2012	(9,385.90)
50550000	Group Insur Expense	PA	7000000060	10/1/2012	(572.28)
50550000	Group Insur Expense	PA	7000000060	10/1/2012	(135.26)
50550000	Group Insur Expense	PA	7000000060	10/1/2012	(409.29)
50550000	Group Insur Expense	PA	7000000060	10/1/2012	(1,493.04)
50550000	Group Insur Expense	PA	7000000060	10/1/2012	(399.55)
50550000	Group Insur Expense	PA	7000000060	10/1/2012	(270.21)
50550000	Group Insur Expense	PA	7000000060	10/1/2012	(148.46)
50550000	Group Insur Expense	PA	7000000060	10/1/2012	(1,104.15)
50550000	Group Insur Expense	PA	7000000060	10/1/2012	(21.16)
50550000	Group Insur Expense	PA	7000000060	10/1/2012	(1,235.03)
50550000	Group Insur Expense	PA	7000000060	10/1/2012	(248.80)
50550000	Group Insur Expense	PA	7000000060	10/1/2012	(1,737.05)
50550000	Group Insur Expense	PA	7000000060	10/1/2012	(7,924.74)
50550000	Group Insur Expense	PA	7000000060	10/1/2012	(481.37)

## Kentucky American Water Company

Case No. 2012-00520

Response to PSC DR1, Item 31

Account	Description	Doc Type	Document Number	Posting Date	Amount
50550000	Group Insur Expense	PA	7000000060	10/1/2012	(15.15)
50550000	Group Insur Expense	PA	7000000060	10/1/2012	(104.28)
50550000	Group Insur Expense	PA	7000000060	10/1/2012	(632.11)
50550000	Group Insur Expense	PA	7000000060	10/1/2012	(348.78)
50550000	Group Insur Expense	PA	7000000060	10/1/2012	(444.27)
50550000	Group Insur Expense	PA	7000000060	10/1/2012	(1,222.87)
50550000	Group Insur Expense	PA	7000000060	10/1/2012	(1,172.52)
50550000	Group Insur Expense	PA	7000000060	10/1/2012	(546.13)
50550000	Group Insur Expense	PA	7000000060	10/1/2012	(707.50)
50550000	Group Insur Expense	PA	7000000060	10/1/2012	(295.70)
50550000	Group Insur Expense	PA	7000000060	10/1/2012	(109.00)
50550000	Group Insur Expense	PA	7000000060	10/1/2012	(236.62)
50550000	Group Insur Expense	PA	7000000060	10/1/2012	(1,132.41)
50550000	Group Insur Expense	PA	7000000060	10/1/2012	(33.56)
50550000	Group Insur Expense	PA	7000000060	10/1/2012	(22.37)
50550000	Group Insur Expense	PA	7000000060	10/1/2012	(44.74)
50550000	Group Insur Expense	PA	7000000060	10/1/2012	(273.65)
50550000	Group Insur Expense	PA	7000000060	10/1/2012	(584.69)
50550000	Group Insur Expense	PA	7000000060	10/1/2012	(266.10)
50550000	Group Insur Expense	PA	7000000060	10/1/2012	(241.27)
50550000	Group Insur Expense	PA	7000000060	10/1/2012	(5.51)
50550000	Group Insur Expense	PA	7000000060	10/1/2012	(8.48)
50550000	Group Insur Expense	PA	7000000060	10/1/2012	(25.45)
50550000	Group Insur Expense	PA	7000000060	10/1/2012	(81.91)
50550000	Group Insur Expense	PA	7000000060	10/1/2012	(293.61)
50550000	Group Insur Expense	PA	7000000060	10/1/2012	(273.42)
50550000	Group Insur Expense	PA	7000000060	10/1/2012	(348.94)
50550000	Group Insur Expense	PA	7000000060	10/1/2012	(54.60)
50550000	Group Insur Expense	PA	7000000060	10/1/2012	(626.25)
50550000	Group Insur Expense	PA	7000000060	10/1/2012	(309.73)
50550000	Group Insur Expense	PA	7000000060	10/1/2012	(2,690.19)
50550000	Group Insur Expense	PA	7000000101	10/1/2012	1,723.14
50550000	Group Insur Expense	PA	7000000101	10/1/2012	1,450.13
50550000	Group Insur Expense	PA	7000000101	10/1/2012	3,624.35
50550000	Group Insur Expense	PA	7000000101	10/1/2012	12.49
50550000	Group Insur Expense	PA	7000000101	10/1/2012	126.54
50550000	Group Insur Expense	PA	7000000101	10/1/2012	147.89
50550000	Group Insur Expense	PA	7000000101	10/1/2012	669.89
50550000	Group Insur Expense	PA	7000000101	10/1/2012	385.40
50550000	Group Insur Expense	PA	7000000101	10/1/2012	480.19
50550000	Group Insur Expense	PA	7000000101	10/1/2012	2,305.16
50550000	Group Insur Expense	PA	7000000101	10/1/2012	191.10
50550000	Group Insur Expense	PA	7000000101	10/1/2012	15.74
50550000	Group Insur Expense	PA	7000000101	10/1/2012	88.57
50550000	Group Insur Expense	PA	7000000101	10/1/2012	62.91
50550000	Group Insur Expense	PA	7000000101	10/1/2012	481.48
50550000	Group Insur Expense	PA	7000000101	10/1/2012	225.97
50550000	Group Insur Expense	PA	7000000101	10/1/2012	1,383.51
50550000	Group Insur Expense	PA	7000000101	10/1/2012	232.06
50550000	Group Insur Expense	PA	7000000101	10/1/2012	32.89
50550000	Group Insur Expense	PA	7000000101	10/1/2012	155.51
50550000	Group Insur Expense	PA	7000000101	10/1/2012	26.83
50550000	Group Insur Expense	PA	7000000101	10/1/2012	642.85

Kentucky American Water Company

Case No. 2012-00520

Response to PSC DR1, Item 31

Account	Description	Doc Type	Document Number	Posting Date	Amount
50550000	Group Insur Expense	PA	7000000101	10/1/2012	2,082.50
50550000	Group Insur Expense	PA	7000000101	10/1/2012	260.77
50550000	Group Insur Expense	PA	7000000101	10/1/2012	568.23
50550000	Group Insur Expense	PA	7000000101	10/1/2012	2,527.71
50550000	Group Insur Expense	PA	7000000101	10/1/2012	229.34
50550000	Group Insur Expense	PA	7000000101	10/1/2012	854.04
50550000	Group Insur Expense	PA	7000000101	10/1/2012	3,144.64
50550000	Group Insur Expense	PA	7000000101	10/1/2012	10,543.37
50550000	Group Insur Expense	PA	7000000101	10/1/2012	9.71
50550000	Group Insur Expense	PA	7000000101	10/1/2012	1,803.23
50550000	Group Insur Expense	PA	7000000101	10/1/2012	550.28
50550000	Group Insur Expense	PA	7000000101	10/1/2012	57.76
50550000	Group Insur Expense	PA	7000000101	10/1/2012	136.83
50550000	Group Insur Expense	PA	7000000101	10/1/2012	10.80
50550000	Group Insur Expense	PA	7000000101	10/1/2012	21.54
50550000	Group Insur Expense	PA	7000000101	10/1/2012	372.56
50550000	Group Insur Expense	PA	7000000101	10/1/2012	28.70
50550000	Group Insur Expense	PA	7000000101	10/1/2012	25.10
50550000	Group Insur Expense	PA	7000000101	10/1/2012	900.10
50550000	Group Insur Expense	PA	7000000101	10/1/2012	2,015.65
50550000	Group Insur Expense	PA	7000000101	10/1/2012	226.97
50550000	Group Insur Expense	PA	7000000101	10/1/2012	506.72
50550000	Group Insur Expense	PA	7000000101	10/1/2012	361.27
50550000	Group Insur Expense	PA	7000000101	10/1/2012	212.34
50550000	Group Insur Expense	PA	7000000101	10/1/2012	6.64
50550000	Group Insur Expense	PA	7000000101	10/1/2012	422.91
50550000	Group Insur Expense	PA	7000000101	10/1/2012	307.62
50550000	Group Insur Expense	PA	7000000101	10/1/2012	7,450.99
50550000	Group Insur Expense	PA	7000000101	10/1/2012	5,559.35
50550000	Group Insur Expense	PA	7000000101	10/1/2012	6,894.81
50550000	Group Insur Expense	PA	7000000101	10/1/2012	27.96
50550000	Group Insur Expense	PA	7000000101	10/1/2012	162.55
50550000	Group Insur Expense	PA	7000000101	10/1/2012	36.40
50550000	Group Insur Expense	PA	7000000101	10/1/2012	520.71
50550000	Group Insur Expense	PA	7000000101	10/1/2012	1,020.89
50550000	Group Insur Expense	PA	7000000101	10/1/2012	33.37
50550000	Group Insur Expense	PA	7000000101	10/1/2012	76.75
50550000	Group Insur Expense	PA	7000000101	10/1/2012	55.03
50550000	Group Insur Expense	PA	7000000101	10/1/2012	988.71
50550000	Group Insur Expense	PA	7000000101	10/1/2012	64.66
50550000	Group Insur Expense	PA	7000000101	10/1/2012	668.42
50550000	Group Insur Expense	PA	7000000101	10/1/2012	243.30
50550000	Group Insur Expense	PA	7000000101	10/1/2012	116.32
50550000	Group Insur Expense	PA	7000000101	10/1/2012	87.27
50550000	Group Insur Expense	PA	7000000101	10/1/2012	62.51
50550000	Group Insur Expense	PA	7000000101	10/1/2012	465.07
50550000	Group Insur Expense	PA	7000000101	10/1/2012	43.64
50550000	Group Insur Expense	PA	7000000101	10/1/2012	(17.57)
50550000	Group Insur Expense	PA	7000000101	10/1/2012	43.03
50550000	Group Insur Expense	PA	7000000101	10/1/2012	88.04
50550000	Group Insur Expense	PA	7000000101	10/1/2012	1,831.87
50550000	Group Insur Expense	PA	7000000101	10/1/2012	30.14
50550000	Group Insur Expense	PA	7000000101	10/1/2012	657.75

## Kentucky American Water Company

Case No. 2012-00520

Response to PSC DR1, Item 31

Account	Description	Doc Type	Document Number	Posting Date	Amount
50550000	Group Insur Expense	PA	7000000101	10/1/2012	368.37
50550000	Group Insur Expense	PA	7000000101	10/1/2012	217.24
50550000	Group Insur Expense	PA	7000000101	10/1/2012	645.24
50550000	Group Insur Expense	PA	7000000101	10/1/2012	1,763.92
50550000	Group Insur Expense	PA	7000000101	10/1/2012	1,972.35
51010000	Purchased Water	SG	100001370	10/1/2012	(9,139.84)
51010000	Purchased Water	SG	100001370	10/1/2012	(4,872.00)
51010000	Purchased Water	SG	100001370	10/1/2012	(23,716.00)
51010000	Purchased Water	SG	100001370	10/1/2012	(4,512.00)
51010000	Purchased Water	SG	100001375	10/1/2012	(17,325.00)
51110000	Waste Disposal	SG	100001388	10/1/2012	(2,455.20)
51110000	Waste Disposal	SG	100001398	10/1/2012	(130.46)
51510000	Purchased Power	SG	100001364	10/1/2012	1,456.33
51510000	Purchased Power	SG	100001364	10/1/2012	6,037.29
51510000	Purchased Power	SG	100001364	10/1/2012	(321.41)
51510000	Purchased Power	SG	100001364	10/1/2012	2,919.27
51510000	Purchased Power	SG	100001373	10/1/2012	8,985.22
51510000	Purchased Power	SG	100001373	10/1/2012	32.90
51510000	Purchased Power	SG	100001373	10/1/2012	128.34
51510000	Purchased Power	SG	100001373	10/1/2012	59,586.93
51510000	Purchased Power	SG	100001373	10/1/2012	1,627.76
51510000	Purchased Power	SG	100001373	10/1/2012	265.37
51510000	Purchased Power	SG	100001373	10/1/2012	1.28
51510000	Purchased Power	SG	100001373	10/1/2012	50.33
51510000	Purchased Power	SG	100001376	10/1/2012	21.74
51510000	Purchased Power	SG	100001376	10/1/2012	128.34
51510000	Purchased Power	SG	100001376	10/1/2012	13,527.68
51510000	Purchased Power	SG	100001376	10/1/2012	1,023.75
51510000	Purchased Power	SG	100001376	10/1/2012	1.28
51510000	Purchased Power	SG	100001376	10/1/2012	4.10
51510000	Purchased Power	SG	100001377	10/1/2012	(8,985.22)
51510000	Purchased Power	SG	100001377	10/1/2012	(32.90)
51510000	Purchased Power	SG	100001377	10/1/2012	(128.34)
51510000	Purchased Power	SG	100001377	10/1/2012	(59,586.93)
51510000	Purchased Power	SG	100001377	10/1/2012	(1,627.76)
51510000	Purchased Power	SG	100001377	10/1/2012	(265.37)
51510000	Purchased Power	SG	100001377	10/1/2012	(1.28)
51510000	Purchased Power	SG	100001377	10/1/2012	(50.33)
51510000	Purchased Power	SG	100001388	10/1/2012	(50,936.60)
51510000	Purchased Power	SG	100001388	10/1/2012	(186.49)
51510000	Purchased Power	SG	100001388	10/1/2012	(727.57)
51510000	Purchased Power	SG	100001388	10/1/2012	(337,794.39)
51510000	Purchased Power	SG	100001388	10/1/2012	(9,227.69)
51510000	Purchased Power	SG	100001388	10/1/2012	(1,504.36)
51510000	Purchased Power	SG	100001388	10/1/2012	(7.26)
51510000	Purchased Power	SG	100001388	10/1/2012	(285.30)
51510000	Purchased Power	SG	100001397	10/1/2012	(237.68)
51510000	Purchased Power	SG	100001397	10/1/2012	(21.25)
51510000	Purchased Power	SG	100001398	10/1/2012	(2,489.32)
51510000	Purchased Power	SG	100001398	10/1/2012	(12.83)
51510000	Purchased Power	SG	100001398	10/1/2012	(38.66)
51510000	Purchased Power	SG	100001398	10/1/2012	(16,958.00)
51510000	Purchased Power	SG	100001398	10/1/2012	(583.87)

## Kentucky American Water Company

Case No. 2012-00520

Response to PSC DR1, Item 31

Account	Description	Doc Type	Document Number	Posting Date	Amount
51510000	Purchased Power	SG	100001398	10/1/2012	(112.64)
51510000	Purchased Power	SG	100001398	10/1/2012	(1.09)
51510000	Purchased Power	SG	100001398	10/1/2012	(22.64)
51800000	Chemicals	SG	100001368	10/1/2012	(7,666.30)
52000000	M&S Expense (O&M)	SG	100001391	10/1/2012	(39,499.64)
52000000	M&S Expense (O&M)	SG	100001392	10/1/2012	(26,638.57)
52000000	M&S Expense (O&M)	KR	5000001834	10/1/2012	1,309.21
52000000	M&S Expense (O&M)	KA	5000002295	10/1/2012	(1,309.21)
52500000	Misc Expense (O&M)	SG	100001368	10/1/2012	(22,790.00)
52500000	Misc Expense (O&M)	SG	100001368	10/1/2012	(5,490.00)
52500000	Misc Expense (O&M)	SG	100001368	10/1/2012	(194,514.58)
52500000	Misc Expense (O&M)	SG	100001380	10/1/2012	(100.06)
52500000	Misc Expense (O&M)	WE	5000001837	10/1/2012	276.13
52503000	Advertising	KR	5000001828	10/1/2012	132.50
52503000	Advertising	KR	5000001828	10/1/2012	92.75
52510000	Bank Svc Charges	SG	100001382	10/1/2012	(17,941.24)
52510000	Bank Svc Charges	SG	100001393	10/1/2012	(17,112.43)
52514903	Cust Edu Comm-Issues	KR	5000001831	10/1/2012	127.20
52514904	Cust Edu Comm-Consrv	KR	5000001826	10/1/2012	3,869.00
52515001	Commun Relations-S	KR	5000001823	10/1/2012	596.08
52515001	Commun Relations-S	KR	5000001830	10/1/2012	212.00
52515001	Commun Relations-S	KR	5000001830	10/1/2012	185.50
52520000	Collection Agencies	SG	100001378	10/1/2012	(2,024.89)
52520000	Collection Agencies	SG	100001383	10/1/2012	(3,176.65)
52520000	Collection Agencies	SG	100001383	10/1/2012	(2,352.00)
52520000	Collection Agencies	SG	100001383	10/1/2012	(2,755.72)
52526100	Credit Line Fees I/C	SG	100001400	10/1/2012	(5,941.83)
52532000	Electricity	SG	100001373	10/1/2012	12.91
52532000	Electricity	SG	100001373	10/1/2012	2.15
52532000	Electricity	SG	100001373	10/1/2012	669.97
52532000	Electricity	SG	100001373	10/1/2012	88.66
52532000	Electricity	SG	100001373	10/1/2012	1,107.74
52532000	Electricity	SG	100001373	10/1/2012	27.28
52532000	Electricity	SG	100001376	10/1/2012	1.85
52532000	Electricity	SG	100001376	10/1/2012	5.96
52532000	Electricity	SG	100001376	10/1/2012	39.12
52532000	Electricity	SG	100001377	10/1/2012	(12.91)
52532000	Electricity	SG	100001377	10/1/2012	(2.15)
52532000	Electricity	SG	100001377	10/1/2012	(669.97)
52532000	Electricity	SG	100001377	10/1/2012	(88.66)
52532000	Electricity	SG	100001377	10/1/2012	(1,107.74)
52532000	Electricity	SG	100001377	10/1/2012	(27.28)
52532000	Electricity	SG	100001388	10/1/2012	(73.20)
52532000	Electricity	SG	100001388	10/1/2012	(12.16)
52532000	Electricity	SG	100001388	10/1/2012	(3,798.02)
52532000	Electricity	SG	100001388	10/1/2012	(502.58)
52532000	Electricity	SG	100001388	10/1/2012	(6,279.72)
52532000	Electricity	SG	100001388	10/1/2012	(154.64)
52532000	Electricity	SG	100001388	10/1/2012	(1,438.38)
52532000	Electricity	SG	100001397	10/1/2012	(45.56)
52532000	Electricity	SG	100001397	10/1/2012	(88.19)
52532000	Electricity	SG	100001397	10/1/2012	(52.95)
52532000	Electricity	SG	100001398	10/1/2012	(5.80)

## Kentucky American Water Company

Case No. 2012-00520

Response to PSC DR1, Item 31

Account	Description	Doc Type	Document Number	Posting Date	Amount
52532000	Electricity	SG	100001398	10/1/2012	(2.50)
52532000	Electricity	SG	100001398	10/1/2012	(170.59)
52532000	Electricity	SG	100001398	10/1/2012	(37.25)
52532000	Electricity	SG	100001398	10/1/2012	(333.64)
52532000	Electricity	SG	100001398	10/1/2012	(14.00)
52534000	Employee Expenses	SG	100001391	10/1/2012	(20,299.92)
52534000	Employee Expenses	SG	100001392	10/1/2012	(12,880.47)
52534000	Employee Expenses	SG	100001396	10/1/2012	1,297.86
52534000	Employee Expenses	SG	100001408	10/1/2012	(28,695.14)
52535000	Meals Deductible	SG	100001391	10/1/2012	(20,299.93)
52535000	Meals Deductible	SG	100001392	10/1/2012	(12,880.48)
52535000	Meals Deductible	SG	100001396	10/1/2012	1,297.85
52535000	Meals Deductible	SG	100001408	10/1/2012	(28,695.13)
52542000	Forms	SG	100001381	10/1/2012	(49,497.18)
52548000	Heating Oil/Gas	SG	100001373	10/1/2012	77.87
52548000	Heating Oil/Gas	SG	100001373	10/1/2012	1.53
52548000	Heating Oil/Gas	SG	100001373	10/1/2012	152.52
52548000	Heating Oil/Gas	SG	100001376	10/1/2012	19.69
52548000	Heating Oil/Gas	SG	100001376	10/1/2012	1.53
52548000	Heating Oil/Gas	SG	100001376	10/1/2012	67.98
52548000	Heating Oil/Gas	SG	100001377	10/1/2012	(77.87)
52548000	Heating Oil/Gas	SG	100001377	10/1/2012	(1.53)
52548000	Heating Oil/Gas	SG	100001377	10/1/2012	(152.52)
52548000	Heating Oil/Gas	SG	100001388	10/1/2012	(441.46)
52548000	Heating Oil/Gas	SG	100001388	10/1/2012	(8.70)
52548000	Heating Oil/Gas	SG	100001388	10/1/2012	(864.61)
52548000	Heating Oil/Gas	SG	100001398	10/1/2012	(22.94)
52548000	Heating Oil/Gas	SG	100001398	10/1/2012	(0.49)
52548000	Heating Oil/Gas	SG	100001398	10/1/2012	(43.61)
52554500	Lab Supplies	SG	100001365	10/1/2012	(1,600.00)
52562500	Overnight Shippng	KR	5000001818	10/1/2012	24.80
52571000	Security Svc	SG	100001365	10/1/2012	(3,808.00)
52574000	Telephone	SG	100001390	10/1/2012	(1,980.63)
52574000	Telephone	SG	100001390	10/1/2012	(3,225.90)
52574000	Telephone	SG	100001390	10/1/2012	(8.36)
52574000	Telephone	SG	100001390	10/1/2012	(475.70)
52574000	Telephone	SG	100001390	10/1/2012	(115.99)
52574000	Telephone	SG	100001390	10/1/2012	(9.54)
52574000	Telephone	SG	100001390	10/1/2012	(45.09)
52574000	Telephone	SG	100001390	10/1/2012	(1,628.38)
52574000	Telephone	SG	100001390	10/1/2012	(59.70)
52574100	Cell Phone	SG	100001390	10/1/2012	(112.58)
52574100	Cell Phone	SG	100001390	10/1/2012	(4.59)
52574100	Cell Phone	SG	100001390	10/1/2012	(484.41)
52574100	Cell Phone	SG	100001390	10/1/2012	(1,241.05)
52574100	Cell Phone	SG	100001390	10/1/2012	(485.74)
52574100	Cell Phone	SG	100001390	10/1/2012	(830.08)
52574100	Cell Phone	SG	100001390	10/1/2012	(133.74)
52574100	Cell Phone	SG	100001390	10/1/2012	(132.62)
52574100	Cell Phone	SG	100001390	10/1/2012	(118.33)
52574100	Cell Phone	SG	100001390	10/1/2012	(2,360.17)
52574100	Cell Phone	SG	100001390	10/1/2012	(4,410.54)
52574100	Cell Phone	SG	100001390	10/1/2012	(906.25)



## Kentucky American Water Company

Case No. 2012-00520

Response to PSC DR1, Item 31

Account	Description	Doc Type	Document Number	Posting Date	Amount
52574100	Cell Phone	SG	100001390	10/1/2012	(126.69)
52574100	Cell Phone	SG	100001390	10/1/2012	(212.62)
52574100	Cell Phone	SG	100001390	10/1/2012	(488.10)
53110000	Contr Svc-Eng	KR	5000001836	10/1/2012	19,553.00
53150000	Contr Svc-Other	SG	100001365	10/1/2012	(2,800.00)
53150000	Contr Svc-Other	SG	100001368	10/1/2012	(2,500.00)
53150000	Contr Svc-Other	SG	100001368	10/1/2012	(1,350.00)
53150000	Contr Svc-Other	SG	100001368	10/1/2012	(5,278.00)
53150000	Contr Svc-Other	SG	100001369	10/1/2012	(10,173.85)
53150000	Contr Svc-Other	SG	100001369	10/1/2012	(10,205.80)
53150000	Contr Svc-Other	SG	100001369	10/1/2012	(6,987.40)
53150000	Contr Svc-Other	SG	100001369	10/1/2012	(8,596.46)
53150000	Contr Svc-Other	SG	100001369	10/1/2012	(10,205.80)
53150000	Contr Svc-Other	SG	100001369	10/1/2012	(8,596.46)
53150000	Contr Svc-Other	SG	100001369	10/1/2012	(55,055.00)
53150000	Contr Svc-Other	SG	100001369	10/1/2012	(9,500.00)
53150000	Contr Svc-Other	SG	100001369	10/1/2012	(8,500.00)
53150000	Contr Svc-Other	SG	100001369	10/1/2012	(7,292.22)
53150000	Contr Svc-Other	SG	100001369	10/1/2012	(6,716.38)
53150000	Contr Svc-Other	SG	100001369	10/1/2012	(27,034.09)
53150000	Contr Svc-Other	SG	100001369	10/1/2012	(50,000.00)
53150000	Contr Svc-Other	SG	100001369	10/1/2012	(9,500.07)
53150000	Contr Svc-Other	SG	100001369	10/1/2012	(9,483.30)
53150000	Contr Svc-Other	SG	100001369	10/1/2012	(9,500.07)
53150000	Contr Svc-Other	SG	100001369	10/1/2012	(338,619.83)
53150000	Contr Svc-Other	SG	100001369	10/1/2012	(45,000.00)
53150000	Contr Svc-Other	SG	100001369	10/1/2012	(46,259.35)
53150000	Contr Svc-Other	SG	100001369	10/1/2012	(30,000.00)
53150000	Contr Svc-Other	SG	100001369	10/1/2012	(35,000.00)
53150000	Contr Svc-Other	SG	100001369	10/1/2012	(5,000.00)
53150000	Contr Svc-Other	SG	100001369	10/1/2012	(43,000.00)
53150000	Contr Svc-Other	SG	100001386	10/1/2012	(11,866.50)
53150000	Contr Svc-Other	SG	100001402	10/1/2012	(805.00)
53150000	Contr Svc-Other	SG	100001402	10/1/2012	(121,806.32)
53150000	Contr Svc-Other	SG	100001413	10/1/2012	(5,001.01)
53151000	Contr Svc-Temp EE	SG	100001365	10/1/2012	(7,224.00)
53155000	Contr Svc-Legal	SG	100001367	10/1/2012	(920.00)
53155000	Contr Svc-Legal	SG	100001367	10/1/2012	(11,667.50)
53155000	Contr Svc-Legal	SG	100001367	10/1/2012	(1,102.20)
53155000	Contr Svc-Legal	SG	100001367	10/1/2012	(379.00)
53155000	Contr Svc-Legal	SG	100001367	10/1/2012	(198.00)
53155000	Contr Svc-Legal	SG	100001367	10/1/2012	(4,308.30)
53155000	Contr Svc-Legal	SG	100001367	10/1/2012	(176.00)
53155000	Contr Svc-Legal	SG	100001367	10/1/2012	(117.00)
53155000	Contr Svc-Legal	SG	100001371	10/1/2012	(24,300.70)
54140000	Rents-Equip	KR	5000001822	10/1/2012	140.10
55000000	Transportation (O&M)	WE	5000001833	10/1/2012	265.00
55010100	Trans Lease Costs	SG	100001384	10/1/2012	(5.67)
55010100	Trans Lease Costs	SG	100001394	10/1/2012	(1,518.90)
55010200	Trans Lease Fuel	SG	100001387	10/1/2012	(5,911.05)
55010200	Trans Lease Fuel	SG	100001387	10/1/2012	(775.13)
55010200	Trans Lease Fuel	SG	100001394	10/1/2012	(56,447.77)
55010200	Trans Lease Fuel	SG	100001394	10/1/2012	(8,988.04)

Kentucky American Water Company

Case No. 2012-00520

Response to PSC DR1, Item 31

Account	Description	Doc Type	Document Number	Posting Date	Amount
55010200	Trans Lease Fuel	SG	100001394	10/1/2012	(406.88)
55010300	Trans Lease Maint	SG	100001385	10/1/2012	(775.10)
55010300	Trans Lease Maint	SG	100001389	10/1/2012	(1,527.78)
55010300	Trans Lease Maint	SG	100001394	10/1/2012	13,473.25
55010300	Trans Lease Maint	SG	100001394	10/1/2012	(1,674.93)
55010300	Trans Lease Maint	SG	100001394	10/1/2012	(436.27)
57010000	Uncoll Accts Exp	ZA	9400000596	10/1/2012	(437.26)
57010000	Uncoll Accts Exp	ZA	9400000596	10/1/2012	(11.21)
62520700	Misc Main Pvg/Bckfll	SG	100001372	10/1/2012	(9,892.10)
62520700	Misc Main Pvg/Bckfll	SG	100001372	10/1/2012	(697.60)
62520700	Misc Main Pvg/Bckfll	SG	100001372	10/1/2012	(479.60)
62520700	Misc Main Pvg/Bckfll	SG	100001372	10/1/2012	(5,453.21)
62520700	Misc Main Pvg/Bckfll	SG	100001372	10/1/2012	(482.80)
62520700	Misc Main Pvg/Bckfll	SG	100001374	10/1/2012	(1,229.00)
62520700	Misc Main Pvg/Bckfll	SG	100001374	10/1/2012	(10,870.84)
62520700	Misc Main Pvg/Bckfll	SG	100001374	10/1/2012	(20,300.30)
62520700	Misc Main Pvg/Bckfll	SG	100001374	10/1/2012	(3,836.93)
62520700	Misc Main Pvg/Bckfll	SG	100001374	10/1/2012	(50.00)
62520700	Misc Main Pvg/Bckfll	SG	100001374	10/1/2012	(250.80)
62520700	Misc Main Pvg/Bckfll	SG	100001374	10/1/2012	(192.00)
62520700	Misc Main Pvg/Bckfll	SG	100001374	10/1/2012	(114.00)
62520700	Misc Main Pvg/Bckfll	SG	100001374	10/1/2012	(387.41)
62520700	Misc Main Pvg/Bckfll	SG	100001374	10/1/2012	(1,684.20)
62520700	Misc Main Pvg/Bckfll	SG	100001374	10/1/2012	(5,467.13)
62520700	Misc Main Pvg/Bckfll	SG	100001374	10/1/2012	(278.00)
68520000	Property Taxes	SH	9600000085	10/1/2012	349,713.04
68533000	FICA	SG	100001379	10/1/2012	(13,106.00)
68533000	FICA	PA	7000000060	10/1/2012	(102.64)
68533000	FICA	PA	7000000060	10/1/2012	(75.66)
68533000	FICA	PA	7000000060	10/1/2012	(408.48)
68533000	FICA	PA	7000000060	10/1/2012	(101.36)
68533000	FICA	PA	7000000060	10/1/2012	(114.08)
68533000	FICA	PA	7000000060	10/1/2012	(79.55)
68533000	FICA	PA	7000000060	10/1/2012	(35.85)
68533000	FICA	PA	7000000060	10/1/2012	(253.44)
68533000	FICA	PA	7000000060	10/1/2012	(266.45)
68533000	FICA	PA	7000000060	10/1/2012	(6.49)
68533000	FICA	PA	7000000060	10/1/2012	(34.73)
68533000	FICA	PA	7000000060	10/1/2012	(28.34)
68533000	FICA	PA	7000000060	10/1/2012	(38.96)
68533000	FICA	PA	7000000060	10/1/2012	(833.65)
68533000	FICA	PA	7000000060	10/1/2012	(20.36)
68533000	FICA	PA	7000000060	10/1/2012	(35.19)
68533000	FICA	PA	7000000060	10/1/2012	(351.20)
68533000	FICA	PA	7000000060	10/1/2012	(750.62)
68533000	FICA	PA	7000000060	10/1/2012	(210.68)
68533000	FICA	PA	7000000060	10/1/2012	(92.59)
68533000	FICA	PA	7000000060	10/1/2012	(43.72)
68533000	FICA	PA	7000000060	10/1/2012	(39.15)
68533000	FICA	PA	7000000060	10/1/2012	(39.14)
68533000	FICA	PA	7000000060	10/1/2012	(7.26)
68533000	FICA	PA	7000000060	10/1/2012	(319.72)
68533000	FICA	PA	7000000060	10/1/2012	(1.73)

## Kentucky American Water Company

Case No. 2012-00520

Response to PSC DR1, Item 31

Account	Description	Doc Type	Document Number	Posting Date	Amount
68533000	FICA	PA	7000000060	10/1/2012	(16.61)
68533000	FICA	PA	7000000060	10/1/2012	(170.77)
68533000	FICA	PA	7000000060	10/1/2012	(42.32)
68533000	FICA	PA	7000000060	10/1/2012	(178.28)
68533000	FICA	PA	7000000060	10/1/2012	(504.58)
68533000	FICA	PA	7000000060	10/1/2012	(120.60)
68533000	FICA	PA	7000000060	10/1/2012	(125.03)
68533000	FICA	PA	7000000060	10/1/2012	(440.36)
68533000	FICA	PA	7000000060	10/1/2012	(92.03)
68533000	FICA	PA	7000000060	10/1/2012	(640.75)
68533000	FICA	PA	7000000060	10/1/2012	(13.80)
68533000	FICA	PA	7000000060	10/1/2012	(636.48)
68533000	FICA	PA	7000000060	10/1/2012	(104.03)
68533000	FICA	PA	7000000060	10/1/2012	(740.29)
68533000	FICA	PA	7000000060	10/1/2012	(1,450.18)
68533000	FICA	PA	7000000060	10/1/2012	(3,546.74)
68533000	FICA	PA	7000000060	10/1/2012	(3,011.34)
68533000	FICA	PA	7000000060	10/1/2012	(125.63)
68533000	FICA	PA	7000000060	10/1/2012	(30.28)
68533000	FICA	PA	7000000060	10/1/2012	(116.80)
68533000	FICA	PA	7000000060	10/1/2012	(156.14)
68533000	FICA	PA	7000000060	10/1/2012	(501.68)
68533000	FICA	PA	7000000060	10/1/2012	(372.71)
68533000	FICA	PA	7000000060	10/1/2012	(145.93)
68533000	FICA	PA	7000000060	10/1/2012	(182.82)
68533000	FICA	PA	7000000060	10/1/2012	(258.99)
68533000	FICA	PA	7000000060	10/1/2012	(632.94)
68533000	FICA	PA	7000000060	10/1/2012	(48.59)
68533000	FICA	PA	7000000060	10/1/2012	(71.20)
68533000	FICA	PA	7000000060	10/1/2012	(57.00)
68533000	FICA	PA	7000000060	10/1/2012	(37.80)
68533000	FICA	PA	7000000060	10/1/2012	(25.20)
68533000	FICA	PA	7000000060	10/1/2012	(50.40)
68533000	FICA	PA	7000000060	10/1/2012	(10.60)
68533000	FICA	PA	7000000060	10/1/2012	(3.05)
68533000	FICA	PA	7000000060	10/1/2012	(9.17)
68533000	FICA	PA	7000000060	10/1/2012	(118.81)
68533000	FICA	PA	7000000060	10/1/2012	(96.78)
68533000	FICA	PA	7000000060	10/1/2012	(68.75)
68533000	FICA	PA	7000000060	10/1/2012	(36.40)
68533000	FICA	PA	7000000060	10/1/2012	(41.10)
68533000	FICA	PA	7000000060	10/1/2012	(87.88)
68533000	FICA	PA	7000000060	10/1/2012	(89.69)
68533000	FICA	PA	7000000060	10/1/2012	(97.45)
68533000	FICA	PA	7000000060	10/1/2012	(547.25)
68533000	FICA	PA	7000000060	10/1/2012	(212.71)
68533000	FICA	PA	7000000060	10/1/2012	(139.45)
68533000	FICA	PA	7000000060	10/1/2012	(114.41)
68533000	FICA	PA	7000000060	10/1/2012	(4.90)
68533000	FICA	PA	7000000060	10/1/2012	(827.25)
68533000	FICA	PA	7000000101	10/1/2012	574.63
68533000	FICA	PA	7000000101	10/1/2012	46.12
68533000	FICA	PA	7000000101	10/1/2012	3.90

## Kentucky American Water Company

Case No. 2012-00520

Response to PSC DR1, Item 31

Account	Description	Doc Type	Document Number	Posting Date	Amount
68533000	FICA	PA	7000000101	10/1/2012	25.34
68533000	FICA	PA	7000000101	10/1/2012	15.62
68533000	FICA	PA	7000000101	10/1/2012	144.08
68533000	FICA	PA	7000000101	10/1/2012	456.65
68533000	FICA	PA	7000000101	10/1/2012	977.75
68533000	FICA	PA	7000000101	10/1/2012	10.02
68533000	FICA	PA	7000000101	10/1/2012	101.61
68533000	FICA	PA	7000000101	10/1/2012	112.17
68533000	FICA	PA	7000000101	10/1/2012	314.85
68533000	FICA	PA	7000000101	10/1/2012	97.50
68533000	FICA	PA	7000000101	10/1/2012	771.13
68533000	FICA	PA	7000000101	10/1/2012	5,216.32
68533000	FICA	PA	7000000101	10/1/2012	89.34
68533000	FICA	PA	7000000101	10/1/2012	889.78
68533000	FICA	PA	7000000101	10/1/2012	129.98
68533000	FICA	PA	7000000101	10/1/2012	819.28
68533000	FICA	PA	7000000101	10/1/2012	83.60
68533000	FICA	PA	7000000101	10/1/2012	14.82
68533000	FICA	PA	7000000101	10/1/2012	246.76
68533000	FICA	PA	7000000101	10/1/2012	70.89
68533000	FICA	PA	7000000101	10/1/2012	12.03
68533000	FICA	PA	7000000101	10/1/2012	315.08
68533000	FICA	PA	7000000101	10/1/2012	19.24
68533000	FICA	PA	7000000101	10/1/2012	9.63
68533000	FICA	PA	7000000101	10/1/2012	25.63
68533000	FICA	PA	7000000101	10/1/2012	3.84
68533000	FICA	PA	7000000101	10/1/2012	759.90
68533000	FICA	PA	7000000101	10/1/2012	87.63
68533000	FICA	PA	7000000101	10/1/2012	206.81
68533000	FICA	PA	7000000101	10/1/2012	318.50
68533000	FICA	PA	7000000101	10/1/2012	713.18
68533000	FICA	PA	7000000101	10/1/2012	49.90
68533000	FICA	PA	7000000101	10/1/2012	22.44
68533000	FICA	PA	7000000101	10/1/2012	1,025.92
68533000	FICA	PA	7000000101	10/1/2012	144.49
68533000	FICA	PA	7000000101	10/1/2012	1,111.78
68533000	FICA	PA	7000000101	10/1/2012	243.90
68533000	FICA	PA	7000000101	10/1/2012	74.12
68533000	FICA	PA	7000000101	10/1/2012	155.02
68533000	FICA	PA	7000000101	10/1/2012	96.02
68533000	FICA	PA	7000000101	10/1/2012	20.98
68533000	FICA	PA	7000000101	10/1/2012	61.66
68533000	FICA	PA	7000000101	10/1/2012	4.71
68533000	FICA	PA	7000000101	10/1/2012	99.44
68533000	FICA	PA	7000000101	10/1/2012	72.31
68533000	FICA	PA	7000000101	10/1/2012	2,588.85
68533000	FICA	PA	7000000101	10/1/2012	24.15
68533000	FICA	PA	7000000101	10/1/2012	6.78
68533000	FICA	PA	7000000101	10/1/2012	61.46
68533000	FICA	PA	7000000101	10/1/2012	8.89
68533000	FICA	PA	7000000101	10/1/2012	147.29
68533000	FICA	PA	7000000101	10/1/2012	182.36
68533000	FICA	PA	7000000101	10/1/2012	15.71

## Kentucky American Water Company

Case No. 2012-00520

Response to PSC DR1, Item 31

Account	Description	Doc Type	Document Number	Posting Date	Amount
68533000	FICA	PA	7000000101	10/1/2012	15.27
68533000	FICA	PA	7000000101	10/1/2012	233.85
68533000	FICA	PA	7000000101	10/1/2012	184.73
68533000	FICA	PA	7000000101	10/1/2012	15.80
68533000	FICA	PA	7000000101	10/1/2012	126.20
68533000	FICA	PA	7000000101	10/1/2012	94.65
68533000	FICA	PA	7000000101	10/1/2012	47.32
68533000	FICA	PA	7000000101	10/1/2012	24.82
68533000	FICA	PA	7000000101	10/1/2012	198.54
68533000	FICA	PA	7000000101	10/1/2012	1,650.09
68533000	FICA	PA	7000000101	10/1/2012	2,334.69
68533000	FICA	PA	7000000101	10/1/2012	103.29
68533000	FICA	PA	7000000101	10/1/2012	(5.17)
68533000	FICA	PA	7000000101	10/1/2012	717.42
68533000	FICA	PA	7000000101	10/1/2012	528.58
68533000	FICA	PA	7000000101	10/1/2012	31.54
68533000	FICA	PA	7000000101	10/1/2012	38.20
68533000	FICA	PA	7000000101	10/1/2012	733.00
68533000	FICA	PA	7000000101	10/1/2012	174.07
68533000	FICA	PA	7000000101	10/1/2012	6.82
68533000	FICA	PA	7000000101	10/1/2012	172.01
68533000	FICA	PA	7000000101	10/1/2012	102.29
68533000	FICA	PA	7000000101	10/1/2012	98.95
68533000	FICA	PA	7000000101	10/1/2012	105.58
68535000	SUTA	PA	7000000060	10/1/2012	(5.70)
68535000	SUTA	PA	7000000060	10/1/2012	(35.49)
68535000	SUTA	PA	7000000060	10/1/2012	(29.67)
68535000	SUTA	PA	7000000060	10/1/2012	(8.07)
68535000	SUTA	PA	7000000060	10/1/2012	(8.05)
68535000	SUTA	PA	7000000101	10/1/2012	7.88
68535000	SUTA	PA	7000000101	10/1/2012	2.41
68535000	SUTA	PA	7000000101	10/1/2012	2.71
68535000	SUTA	PA	7000000101	10/1/2012	1.21
68535000	SUTA	PA	7000000101	10/1/2012	9.12
68535000	SUTA	PA	7000000101	10/1/2012	8.27
68535000	SUTA	PA	7000000101	10/1/2012	11.03
68535000	SUTA	PA	7000000101	10/1/2012	3.85
68535000	SUTA	PA	7000000101	10/1/2012	2.85
68545000	Utility Reg Assessme	SH	9600000084	10/1/2012	12,177.99
72802100	CIAC Rcpt Non-SrvClr	DR	4000001709	10/1/2012	(4,902.00)
72802100	CIAC Rcpt Non-SrvClr	DR	4000002003	10/1/2012	(8,987.00)
72803000	Salvg/Scrap Rcpt Clr	DR	4000001790	10/1/2012	(743.40)
72803100	Prop Sale Rcpt Clr	DR	4000002069	10/1/2012	(500.00)
72803100	Prop Sale Rcpt Clr	DR	4000002069	10/1/2012	(500.00)
82015000	Amort Dbt Dsc&Ex I/C	SG	100001399	10/1/2012	77.75
40111000	Res Sales Billed	ZA	9400000642	10/2/2012	(15.07)
40111000	Res Sales Billed	ZA	9400000642	10/2/2012	(8.90)
40111000	Res Sales Billed	ZA	9400000642	10/2/2012	(45.10)
40111000	Res Sales Billed	ZA	9400000642	10/2/2012	(366,282.51)
40121000	Com Sales Billed	ZA	9400000642	10/2/2012	(208,656.69)
40145000	Priv Fire Billed	ZA	9400000642	10/2/2012	(11,360.75)
40151000	Publ Auth Billed	ZA	9400000642	10/2/2012	(13,117.73)
40310400	OthRev-NSF Ck Chrg	ZA	9400000642	10/2/2012	(12.00)

## Kentucky American Water Company

Case No. 2012-00520

Response to PSC DR1, Item 31

Account	Description	Doc Type	Document Number	Posting Date	Amount
40310400	OthRev-NSF Ck Chrg	ZA	9400000642	10/2/2012	(96.00)
40310500	OthRev-Appl/InitFee	ZA	9400000642	10/2/2012	(78.00)
40310500	OthRev-Appl/InitFee	ZA	9400000642	10/2/2012	(4,446.00)
40310700	OthRev-Reconnct Fee	ZA	9400000642	10/2/2012	(1,612.00)
51010000	Purchased Water	KR	5000001861	10/2/2012	12,415.77
51510000	Purchased Power	ZN	5000001906	10/2/2012	2,917.24
51800000	Chemicals	KR	5000001905	10/2/2012	(4,219.73)
52000000	M&S Expense (O&M)	KR	5000001880	10/2/2012	1,473.93
52000000	M&S Expense (O&M)	KR	5000001883	10/2/2012	603.97
52000000	M&S Expense (O&M)	KR	5000001883	10/2/2012	108.76
52000000	M&S Expense (O&M)	KR	5000001885	10/2/2012	5,178.32
52000000	M&S Expense (O&M)	KR	5000001885	10/2/2012	1,103.14
52000000	M&S Expense (O&M)	KR	5000001885	10/2/2012	344.50
52000000	M&S Expense (O&M)	KR	5000001885	10/2/2012	325.47
52000000	M&S Expense (O&M)	KR	5000001885	10/2/2012	167.93
52000000	M&S Expense (O&M)	KR	5000001886	10/2/2012	130.19
52000000	M&S Expense (O&M)	KR	5000001887	10/2/2012	4,236.81
52000000	M&S Expense (O&M)	KR	5000001887	10/2/2012	260.38
52000000	M&S Expense (O&M)	KR	5000001890	10/2/2012	472.23
52500000	Misc Expense (O&M)	RE	5000001842	10/2/2012	18.60
52500000	Misc Expense (O&M)	KR	5000001863	10/2/2012	117.45
52500000	Misc Expense (O&M)	KR	5000001864	10/2/2012	74.20
52500000	Misc Expense (O&M)	KR	5000001864	10/2/2012	8.48
52500000	Misc Expense (O&M)	KR	5000001884	10/2/2012	94.38
52500000	Misc Expense (O&M)	KR	5000001884	10/2/2012	87.66
52500000	Misc Expense (O&M)	KR	5000001884	10/2/2012	86.84
52500000	Misc Expense (O&M)	KR	5000001884	10/2/2012	76.21
52500000	Misc Expense (O&M)	KR	5000001884	10/2/2012	56.86
52500000	Misc Expense (O&M)	KR	5000001884	10/2/2012	41.18
52500000	Misc Expense (O&M)	KR	5000001884	10/2/2012	39.37
52500000	Misc Expense (O&M)	KR	5000001884	10/2/2012	27.39
52500000	Misc Expense (O&M)	KR	5000001884	10/2/2012	24.02
52500000	Misc Expense (O&M)	KR	5000001884	10/2/2012	18.79
52500000	Misc Expense (O&M)	KR	5000001884	10/2/2012	13.59
52500000	Misc Expense (O&M)	KR	5000001884	10/2/2012	8.80
52500000	Misc Expense (O&M)	WE	5000001901	10/2/2012	79.75
52500000	Misc Expense (O&M)	RE	5000001910	10/2/2012	134.14
52503000	Advertising	KR	5000001904	10/2/2012	530.00
52532000	Electricity	ZN	5000001906	10/2/2012	20.36
52532000	Electricity	ZN	5000001906	10/2/2012	78.00
52532000	Electricity	ZN	5000001906	10/2/2012	9.83
52546000	Grounds Keeping	KR	5000001882	10/2/2012	9,269.70
52548000	Heating Oil/Gas	ZN	5000001906	10/2/2012	442.30
52548000	Heating Oil/Gas	ZN	5000001906	10/2/2012	66.37
52550000	Janitorial	ZF	5000001866	10/2/2012	5,403.33
52550000	Janitorial	KR	5000001879	10/2/2012	1,431.00
52554500	Lab Supplies	RE	5000001845	10/2/2012	8.63
52554500	Lab Supplies	RE	5000001845	10/2/2012	4.15
52554500	Lab Supplies	RE	5000001845	10/2/2012	16.85
52554500	Lab Supplies	RE	5000001848	10/2/2012	7.08
52554500	Lab Supplies	RE	5000001848	10/2/2012	10.02
52554500	Lab Supplies	RE	5000001848	10/2/2012	7.80
52554500	Lab Supplies	RE	5000001848	10/2/2012	15.33

## Kentucky American Water Company

Case No. 2012-00520

Response to PSC DR1, Item 31

Account	Description	Doc Type	Document Number	Posting Date	Amount
52554500	Lab Supplies	RE	5000001849	10/2/2012	23.36
52554500	Lab Supplies	RE	5000001853	10/2/2012	10.80
52554500	Lab Supplies	RE	5000001853	10/2/2012	18.83
52554500	Lab Supplies	WE	5000001891	10/2/2012	252.70
52554500	Lab Supplies	WE	5000001892	10/2/2012	228.57
52554500	Lab Supplies	WE	5000001893	10/2/2012	51.64
52554500	Lab Supplies	WE	5000001894	10/2/2012	172.23
52554500	Lab Supplies	RE	5000001895	10/2/2012	16.91
52554500	Lab Supplies	RE	5000001896	10/2/2012	29.63
52554500	Lab Supplies	RE	5000001897	10/2/2012	(81.88)
52554500	Lab Supplies	RE	5000001898	10/2/2012	16.91
52562000	Office Supplies	RE	5000001846	10/2/2012	10.81
52562500	Overnight Shippng	KR	5000001859	10/2/2012	149.32
52562500	Overnight Shippng	KR	5000001860	10/2/2012	123.07
52571100	Add'l Security Costs	KR	5000001862	10/2/2012	1,008.75
52571100	Add'l Security Costs	KR	5000001865	10/2/2012	701.00
52571100	Add'l Security Costs	KR	5000001865	10/2/2012	132.50
52578000	Trash Removal	KR	5000001872	10/2/2012	304.26
52586000	PO Small Differences	RE	5000001846	10/2/2012	(10.81)
52586000	PO Small Differences	RE	5000001854	10/2/2012	(16.73)
53110000	Contr Svc-Eng	KR	5000001867	10/2/2012	150.80
53150000	Contr Svc-Other	SN	100001349	10/2/2012	(1,367.40)
53150000	Contr Svc-Other	RE	5000001852	10/2/2012	(3,240.00)
53150000	Contr Svc-Other	KR	5000001858	10/2/2012	1,060.00
53150000	Contr Svc-Other	KR	5000001868	10/2/2012	24,157.40
53150000	Contr Svc-Other	KR	5000001869	10/2/2012	1,738.40
53150000	Contr Svc-Other	KR	5000001870	10/2/2012	739.40
53150000	Contr Svc-Other	KR	5000001870	10/2/2012	739.38
53150000	Contr Svc-Other	KR	5000001870	10/2/2012	739.38
53150000	Contr Svc-Other	KR	5000001870	10/2/2012	739.38
53150000	Contr Svc-Other	KR	5000001870	10/2/2012	739.38
53150000	Contr Svc-Other	KR	5000001870	10/2/2012	739.38
53150000	Contr Svc-Other	KR	5000001870	10/2/2012	739.38
53150000	Contr Svc-Other	KR	5000001871	10/2/2012	2,959.25
53150000	Contr Svc-Other	ZF	5000001875	10/2/2012	9,500.00
53150000	Contr Svc-Other	KR	5000001879	10/2/2012	2,650.00
53150000	Contr Svc-Other	RE	5000001902	10/2/2012	(13,300.40)
53150000	Contr Svc-Other	ZF	5000001903	10/2/2012	55,005.00
53150000	Contr Svc-Other	KR	5000001907	10/2/2012	1,099.31
53150000	Contr Svc-Other	KR	5000001909	10/2/2012	879.45
53152000	Contr Svc-Lab Testng	KR	5000001857	10/2/2012	117.66
54140000	Rents-Equip	KR	5000001874	10/2/2012	9.53
54140000	Rents-Equip	KR	5000001874	10/2/2012	9.49
54140000	Rents-Equip	KR	5000001908	10/2/2012	50.88
55000000	Transportation (O&M)	KR	5000001873	10/2/2012	639.00
55000000	Transportation (O&M)	KR	5000001873	10/2/2012	508.80
55010300	Trans Lease Maint	KR	5000001881	10/2/2012	2,931.59
55010300	Trans Lease Maint	KA	5000002280	10/2/2012	(2,931.59)
57010000	Uncoll Accts Exp	ZA	9400000642	10/2/2012	(192.59)
72802000	CIAC Rcpt Svcs Clrg	DR	4000002127	10/2/2012	(3,536.00)
72802000	CIAC Rcpt Svcs Clrg	DR	4000002131	10/2/2012	(3,536.00)
72802100	CIAC Rcpt Non-SrvClr	DR	4000002008	10/2/2012	(23,412.00)
72802100	CIAC Rcpt Non-SrvClr	DR	4000002117	10/2/2012	(817.00)
40111000	Res Sales Billed	ZA	9400000644	10/3/2012	(20,085.77)

## Kentucky American Water Company

Case No. 2012-00520

Response to PSC DR1, Item 31

Account	Description	Doc Type	Document Number	Posting Date	Amount
40111000	Res Sales Billed	ZA	9400000644	10/3/2012	(185,301.94)
40121000	Com Sales Billed	ZA	9400000644	10/3/2012	(701.26)
40121000	Com Sales Billed	ZA	9400000644	10/3/2012	(76,111.70)
40141000	Publ Fire Billed	ZA	9400000644	10/3/2012	(280,848.48)
40145000	Priv Fire Billed	ZA	9400000644	10/3/2012	(92,192.58)
40151000	Publ Auth Billed	ZA	9400000644	10/3/2012	(5,674.59)
40161000	Sls/Rsle Billed	ZA	9400000644	10/3/2012	(10,022.03)
40211000	Dom WW Svc Billed	ZA	9400000644	10/3/2012	210.40
40310400	OthRev-NSF Ck Chrg	ZA	9400000644	10/3/2012	(192.00)
40310500	OthRev-Appl/InitFee	ZA	9400000644	10/3/2012	(182.00)
40310500	OthRev-Appl/InitFee	ZA	9400000644	10/3/2012	(3,718.00)
40310500	OthRev-Appl/InitFee	ZA	9400000644	10/3/2012	(26.00)
40310700	OthRev-Reconnct Fee	ZA	9400000644	10/3/2012	(806.00)
40310700	OthRev-Reconnct Fee	ZA	9400000644	10/3/2012	(156.00)
51510000	Purchased Power	ZN	5000001930	10/3/2012	3,570.10
51510000	Purchased Power	ZN	5000001930	10/3/2012	2,015.15
52000000	M&S Expense (O&M)	KR	5000001918	10/3/2012	2,099.86
52000000	M&S Expense (O&M)	KA	5000001926	10/3/2012	(3,975.00)
52000000	M&S Expense (O&M)	KA	5000001926	10/3/2012	(3,975.00)
52000000	M&S Expense (O&M)	KA	5000001926	10/3/2012	(429.43)
52000000	M&S Expense (O&M)	KR	5000001928	10/3/2012	3,975.00
52000000	M&S Expense (O&M)	KR	5000001928	10/3/2012	3,975.00
52000000	M&S Expense (O&M)	KR	5000001928	10/3/2012	429.43
52000000	M&S Expense (O&M)	WA	5000001929	10/3/2012	17.52
52000000	M&S Expense (O&M)	WA	5000001929	10/3/2012	7.10
52000000	M&S Expense (O&M)	WA	5000001929	10/3/2012	4.89
52000000	M&S Expense (O&M)	WA	5000001929	10/3/2012	17.34
52000000	M&S Expense (O&M)	WA	5000001929	10/3/2012	58.99
52000000	M&S Expense (O&M)	KR	5000001931	10/3/2012	1,809.42
52000000	M&S Expense (O&M)	KR	5000001931	10/3/2012	1,025.55
52000000	M&S Expense (O&M)	KR	5000001931	10/3/2012	233.73
52000000	M&S Expense (O&M)	KR	5000001931	10/3/2012	230.55
52000000	M&S Expense (O&M)	WA	5000001933	10/3/2012	27.30
52000000	M&S Expense (O&M)	WA	5000001933	10/3/2012	21.30
52000000	M&S Expense (O&M)	WA	5000001933	10/3/2012	81.52
52000000	M&S Expense (O&M)	WA	5000001933	10/3/2012	103.24
52500000	Misc Expense (O&M)	WE	5000001916	10/3/2012	481.32
52500000	Misc Expense (O&M)	WE	5000001936	10/3/2012	17.43
52534000	Employee Expenses	ZF	5000001915	10/3/2012	190.00
52562000	Office Supplies	WE	5000001917	10/3/2012	16.60
52562000	Office Supplies	WE	5000001917	10/3/2012	20.14
52562000	Office Supplies	WE	5000001935	10/3/2012	15.69
52578000	Trash Removal	KR	5000001919	10/3/2012	30.13
53150000	Contr Svc-Other	WE	5000001911	10/3/2012	1,920.00
53150000	Contr Svc-Other	KR	5000001920	10/3/2012	227.26
53150000	Contr Svc-Other	KR	5000001920	10/3/2012	40.70
53150000	Contr Svc-Other	KR	5000001920	10/3/2012	26.80
53150000	Contr Svc-Other	KR	5000001921	10/3/2012	1,577.28
53150000	Contr Svc-Other	KR	5000001922	10/3/2012	144.47
53150000	Contr Svc-Other	KR	5000001922	10/3/2012	14.45
53150000	Contr Svc-Other	WE	5000001925	10/3/2012	3,594.00
53150000	Contr Svc-Other	WE	5000002403	10/3/2012	(3,594.00)
53150000	Contr Svc-Other	WE	5000002404	10/3/2012	3,594.00



## Kentucky American Water Company

Case No. 2012-00520

Response to PSC DR1, Item 31

Account	Description	Doc Type	Document Number	Posting Date	Amount
57010000	Uncoll Accts Exp	ZA	9400000644	10/3/2012	(122.61)
40111000	Res Sales Billed	ZA	9400000645	10/4/2012	(7,647.56)
40111000	Res Sales Billed	ZA	9400000645	10/4/2012	(11,463.62)
40111000	Res Sales Billed	ZA	9400000645	10/4/2012	(133,591.57)
40121000	Com Sales Billed	ZA	9400000645	10/4/2012	(1,524.00)
40121000	Com Sales Billed	ZA	9400000645	10/4/2012	(4,443.88)
40121000	Com Sales Billed	ZA	9400000645	10/4/2012	(100,907.02)
40131000	Ind Sales Billed	ZA	9400000645	10/4/2012	(32,929.56)
40145000	Priv Fire Billed	ZA	9400000645	10/4/2012	(4,558.87)
40151000	Publ Auth Billed	ZA	9400000645	10/4/2012	(92,341.87)
40151000	Publ Auth Billed	ZA	9400000645	10/4/2012	(205.45)
40161000	Sls/Rsle Billed	ZA	9400000645	10/4/2012	(36,281.05)
40211000	Dom WW Svc Billed	ZA	9400000645	10/4/2012	(12,151.52)
40221000	Com WW Svc Billed	ZA	9400000645	10/4/2012	(3,890.79)
40251000	PubAuth WW Billed	ZA	9400000645	10/4/2012	(225.24)
40310400	OthRev-NSF Ck Chrg	ZA	9400000645	10/4/2012	(24.00)
40310500	OthRev-Appl/InitFee	ZA	9400000645	10/4/2012	(52.00)
40310500	OthRev-Appl/InitFee	ZA	9400000645	10/4/2012	(208.00)
40310500	OthRev-Appl/InitFee	ZA	9400000645	10/4/2012	(2,184.00)
40310700	OthRev-Reconnct Fee	ZA	9400000645	10/4/2012	(2,002.00)
40310700	OthRev-Reconnct Fee	ZA	9400000645	10/4/2012	(52.00)
40310700	OthRev-Reconnct Fee	ZA	9400000645	10/4/2012	(78.00)
52000000	M&S Expense (O&M)	KR	5000001941	10/4/2012	117.76
52500000	Misc Expense (O&M)	RE	5000001969	10/4/2012	16.67
52532000	Electricity	ZN	5000001948	10/4/2012	19.94
52532000	Electricity	ZN	5000001948	10/4/2012	20.22
52532000	Electricity	ZN	5000001948	10/4/2012	569.75
52554500	Lab Supplies	RE	5000001971	10/4/2012	13.73
52562000	Office Supplies	WE	5000001960	10/4/2012	118.46
52562000	Office Supplies	WE	5000001960	10/4/2012	18.54
52574000	Telephone	ZC	9400000643	10/4/2012	53.40
52574000	Telephone	ZC	9400000643	10/4/2012	293.41
52574000	Telephone	ZC	9400000643	10/4/2012	3,077.01
52574000	Telephone	ZC	9400000643	10/4/2012	586.82
52574000	Telephone	ZC	9400000643	10/4/2012	122.50
52574100	Cell Phone	ZC	9400000643	10/4/2012	659.59
52574100	Cell Phone	ZC	9400000643	10/4/2012	85.46
53150000	Contr Svc-Other	WE	5000001939	10/4/2012	8,500.00
53150000	Contr Svc-Other	RE	5000001970	10/4/2012	20.00
57010000	Uncoll Accts Exp	ZA	9400000645	10/4/2012	(193.59)
72802100	CIAC Rcpt Non-SrvClr	DR	4000002175	10/4/2012	(817.00)
72802100	CIAC Rcpt Non-SrvClr	DR	4000002180	10/4/2012	(1,634.00)
72802100	CIAC Rcpt Non-SrvClr	DR	4000002183	10/4/2012	(817.00)
40111000	Res Sales Billed	ZA	9400000646	10/5/2012	(150,703.62)
40111000	Res Sales Billed	ZA	9400000646	10/5/2012	(837.49)
40111000	Res Sales Billed	ZA	9400000646	10/5/2012	(623.23)
40121000	Com Sales Billed	ZA	9400000646	10/5/2012	(327,684.16)
40121000	Com Sales Billed	ZA	9400000646	10/5/2012	(643.02)
40131000	Ind Sales Billed	ZA	9400000646	10/5/2012	(106,392.78)
40145000	Priv Fire Billed	ZA	9400000646	10/5/2012	(8,333.56)
40151000	Publ Auth Billed	ZA	9400000646	10/5/2012	(111,490.49)
40151000	Publ Auth Billed	ZA	9400000646	10/5/2012	(12.08)
40161000	Sls/Rsle Billed	ZA	9400000646	10/5/2012	(96,552.74)

## Kentucky American Water Company

Case No. 2012-00520

Response to PSC DR1, Item 31

Account	Description	Doc Type	Document Number	Posting Date	Amount
40171300	MiscSlis Bill Unmtrd	DR	4000002257	10/5/2012	(157,438.62)
40211000	Dom WW Svc Billed	ZA	9400000646	10/5/2012	(635.92)
40221000	Com WW Svc Billed	ZA	9400000646	10/5/2012	(551.93)
40251000	PubAuth WW Billed	ZA	9400000646	10/5/2012	(24.18)
40310400	OthRev-NSF Ck Chrg	ZA	9400000646	10/5/2012	(120.00)
40310500	OthRev-Appl/InitFee	ZA	9400000646	10/5/2012	(1,846.00)
40310500	OthRev-Appl/InitFee	ZA	9400000646	10/5/2012	(26.00)
40310700	OthRev-Reconnct Fee	ZA	9400000646	10/5/2012	(910.00)
50100000	Labor Expense	PA	7000000087	10/5/2012	2,278.44
50100000	Labor Expense	PA	7000000087	10/5/2012	140.00
50100000	Labor Expense	PA	7000000087	10/5/2012	2,628.80
50100000	Labor Expense	PA	7000000087	10/5/2012	1,150.28
50100000	Labor Expense	PA	7000000087	10/5/2012	6,245.50
50100000	Labor Expense	PA	7000000087	10/5/2012	1,162.26
50100000	Labor Expense	PA	7000000087	10/5/2012	96.00
50100000	Labor Expense	PA	7000000087	10/5/2012	166.48
50100000	Labor Expense	PA	7000000087	10/5/2012	1,696.46
50100000	Labor Expense	PA	7000000087	10/5/2012	580.32
50100000	Labor Expense	PA	7000000087	10/5/2012	580.32
50100000	Labor Expense	PA	7000000087	10/5/2012	612.31
50100000	Labor Expense	PA	7000000087	10/5/2012	239.33
50100000	Labor Expense	PA	7000000087	10/5/2012	1,876.26
50100000	Labor Expense	PA	7000000087	10/5/2012	2,193.60
50100000	Labor Expense	PA	7000000087	10/5/2012	1,249.04
50100000	Labor Expense	PA	7000000087	10/5/2012	457.80
50100000	Labor Expense	PA	7000000087	10/5/2012	98.10
50100000	Labor Expense	PA	7000000087	10/5/2012	13,971.30
50100000	Labor Expense	PA	7000000087	10/5/2012	8,746.08
50100000	Labor Expense	PA	7000000087	10/5/2012	283.44
50100000	Labor Expense	PA	7000000087	10/5/2012	93.75
50100000	Labor Expense	PA	7000000087	10/5/2012	375.00
50100000	Labor Expense	PA	7000000087	10/5/2012	1,763.32
50100000	Labor Expense	PA	7000000087	10/5/2012	1,944.00
50100000	Labor Expense	PA	7000000087	10/5/2012	28,351.70
50100000	Labor Expense	PA	7000000087	10/5/2012	22,954.55
50100000	Labor Expense	PA	7000000087	10/5/2012	802.20
50100000	Labor Expense	PA	7000000087	10/5/2012	802.20
50100000	Labor Expense	PA	7000000087	10/5/2012	2,453.93
50100000	Labor Expense	PA	7000000087	10/5/2012	8,260.58
50100000	Labor Expense	PA	7000000087	10/5/2012	12,951.66
50100000	Labor Expense	PA	7000000087	10/5/2012	172.24
50100000	Labor Expense	PA	7000000087	10/5/2012	86.12
50100000	Labor Expense	PA	7000000087	10/5/2012	970.32
50100000	Labor Expense	PA	7000000087	10/5/2012	284.54
50100000	Labor Expense	PA	7000000087	10/5/2012	202.28
50100000	Labor Expense	PA	7000000087	10/5/2012	57.68
50100000	Labor Expense	PA	7000000087	10/5/2012	1,123.08
50100000	Labor Expense	PA	7000000087	10/5/2012	1,096.30
50100000	Labor Expense	PA	7000000087	10/5/2012	385.92
50100000	Labor Expense	PA	7000000087	10/5/2012	96.68
50100000	Labor Expense	PA	7000000087	10/5/2012	35.43
50100000	Labor Expense	PA	7000000087	10/5/2012	367.49
50100000	Labor Expense	PA	7000000087	10/5/2012	47.24

Kentucky American Water Company

Case No. 2012-00520

Response to PSC DR1, Item 31

Account	Description	Doc Type	Document Number	Posting Date	Amount
50100000	Labor Expense	PA	7000000087	10/5/2012	845.38
50100000	Labor Expense	PA	7000000087	10/5/2012	1,090.80
50100000	Labor Expense	PA	7000000087	10/5/2012	664.68
50100000	Labor Expense	PA	7000000087	10/5/2012	12,754.54
50100000	Labor Expense	PA	7000000087	10/5/2012	8,765.78
50100000	Labor Expense	PA	7000000087	10/5/2012	3,800.80
50100000	Labor Expense	PA	7000000087	10/5/2012	3,591.53
50100000	Labor Expense	PA	7000000087	10/5/2012	1,525.13
50100000	Labor Expense	PA	7000000087	10/5/2012	2,195.09
50100000	Labor Expense	PA	7000000087	10/5/2012	2,888.42
50100000	Labor Expense	PA	7000000087	10/5/2012	11,132.72
50100000	Labor Expense	PA	7000000087	10/5/2012	160.00
50100000	Labor Expense	PA	7000000087	10/5/2012	126.36
50100000	Labor Expense	PA	7000000087	10/5/2012	672.69
50100000	Labor Expense	PA	7000000087	10/5/2012	1,411.84
50100000	Labor Expense	PA	7000000087	10/5/2012	2,071.28
50100000	Labor Expense	PA	7000000087	10/5/2012	1,608.00
50100000	Labor Expense	PA	7000000087	10/5/2012	1,951.92
50100000	Labor Expense	PA	7000000087	10/5/2012	6,952.80
50100000	Labor Expense	PA	7000000087	10/5/2012	7,178.02
50100000	Labor Expense	PA	7000000087	10/5/2012	35,751.95
50100000	Labor Expense	PA	7000000087	10/5/2012	1,024.80
50100000	Labor Expense	PA	7000000087	10/5/2012	8,608.80
50100000	Labor Expense	PA	7000000087	10/5/2012	384.88
50100000	Labor Expense	PA	7000000087	10/5/2012	6,390.82
50100000	Labor Expense	PA	7000000087	10/5/2012	7,797.56
50100000	Labor Expense	PA	7000000087	10/5/2012	532.32
50100000	Labor Expense	PA	7000000087	10/5/2012	88.72
50100000	Labor Expense	PA	7000000087	10/5/2012	1,619.97
50100000	Labor Expense	PA	7000000087	10/5/2012	1,976.40
50110000	Labor NS OT -Natural	PA	7000000087	10/5/2012	413.69
50110000	Labor NS OT -Natural	PA	7000000087	10/5/2012	129.48
50110000	Labor NS OT -Natural	PA	7000000087	10/5/2012	426.18
50110000	Labor NS OT -Natural	PA	7000000087	10/5/2012	70.87
50110000	Labor NS OT -Natural	PA	7000000087	10/5/2012	18.00
50110000	Labor NS OT -Natural	PA	7000000087	10/5/2012	159.63
50110000	Labor NS OT -Natural	PA	7000000087	10/5/2012	306.73
50110000	Labor NS OT -Natural	PA	7000000087	10/5/2012	16.41
50110000	Labor NS OT -Natural	PA	7000000087	10/5/2012	1,435.52
50110000	Labor NS OT -Natural	PA	7000000087	10/5/2012	1,218.24
50110000	Labor NS OT -Natural	PA	7000000087	10/5/2012	416.69
50110000	Labor NS OT -Natural	PA	7000000087	10/5/2012	1,975.87
50110000	Labor NS OT -Natural	PA	7000000087	10/5/2012	3,987.66
50110000	Labor NS OT -Natural	PA	7000000087	10/5/2012	2,040.60
50110000	Labor NS OT -Natural	PA	7000000087	10/5/2012	529.88
50110000	Labor NS OT -Natural	PA	7000000087	10/5/2012	529.59
50110000	Labor NS OT -Natural	PA	7000000087	10/5/2012	583.58
50110000	Labor NS OT -Natural	PA	7000000087	10/5/2012	2,260.54
50110000	Labor NS OT -Natural	PA	7000000087	10/5/2012	1,091.37
50110000	Labor NS OT -Natural	PA	7000000087	10/5/2012	229.74
50110000	Labor NS OT -Natural	PA	7000000087	10/5/2012	121.02
50110000	Labor NS OT -Natural	PA	7000000087	10/5/2012	380.73
50110000	Labor NS OT -Natural	PA	7000000087	10/5/2012	2,555.48

Kentucky American Water Company

Case No. 2012-00520

Response to PSC DR1, Item 31

Account	Description	Doc Type	Document Number	Posting Date	Amount
50110000	Labor NS OT -Natural	PA	7000000087	10/5/2012	369.72
50110000	Labor NS OT -Natural	PA	7000000087	10/5/2012	8,304.36
50110000	Labor NS OT -Natural	PA	7000000087	10/5/2012	797.72
50110000	Labor NS OT -Natural	PA	7000000087	10/5/2012	164.72
50110000	Labor NS OT -Natural	PA	7000000087	10/5/2012	302.78
50110000	Labor NS OT -Natural	PA	7000000087	10/5/2012	804.26
50110000	Labor NS OT -Natural	PA	7000000087	10/5/2012	540.58
50120000	Labor OT - Natural	PA	7000000087	10/5/2012	4.48
50421000	401k Expense	PA	7000000087	10/5/2012	65.72
50421000	401k Expense	PA	7000000087	10/5/2012	3.50
50421000	401k Expense	PA	7000000087	10/5/2012	11.90
50421000	401k Expense	PA	7000000087	10/5/2012	110.05
50421000	401k Expense	PA	7000000087	10/5/2012	2.16
50421000	401k Expense	PA	7000000087	10/5/2012	18.08
50421000	401k Expense	PA	7000000087	10/5/2012	14.48
50421000	401k Expense	PA	7000000087	10/5/2012	14.52
50421000	401k Expense	PA	7000000087	10/5/2012	18.30
50421000	401k Expense	PA	7000000087	10/5/2012	10.79
50421000	401k Expense	PA	7000000087	10/5/2012	77.35
50421000	401k Expense	PA	7000000087	10/5/2012	17.93
50421000	401k Expense	PA	7000000087	10/5/2012	277.71
50421000	401k Expense	PA	7000000087	10/5/2012	320.43
50421000	401k Expense	PA	7000000087	10/5/2012	43.06
50421000	401k Expense	PA	7000000087	10/5/2012	0.86
50421000	401k Expense	PA	7000000087	10/5/2012	0.43
50421000	401k Expense	PA	7000000087	10/5/2012	9.83
50421000	401k Expense	PA	7000000087	10/5/2012	36.62
50421000	401k Expense	PA	7000000087	10/5/2012	7.85
50421000	401k Expense	PA	7000000087	10/5/2012	3.75
50421000	401k Expense	PA	7000000087	10/5/2012	15.00
50421000	401k Expense	PA	7000000087	10/5/2012	603.47
50421000	401k Expense	PA	7000000087	10/5/2012	475.85
50421000	401k Expense	PA	7000000087	10/5/2012	32.05
50421000	401k Expense	PA	7000000087	10/5/2012	32.10
50421000	401k Expense	PA	7000000087	10/5/2012	44.94
50421000	401k Expense	PA	7000000087	10/5/2012	215.54
50421000	401k Expense	PA	7000000087	10/5/2012	13.93
50421000	401k Expense	PA	7000000087	10/5/2012	50.73
50421000	401k Expense	PA	7000000087	10/5/2012	48.61
50421000	401k Expense	PA	7000000087	10/5/2012	2.90
50421000	401k Expense	PA	7000000087	10/5/2012	1.06
50421000	401k Expense	PA	7000000087	10/5/2012	7.22
50421000	401k Expense	PA	7000000087	10/5/2012	1.42
50421000	401k Expense	PA	7000000087	10/5/2012	4.71
50421000	401k Expense	PA	7000000087	10/5/2012	2.08
50421000	401k Expense	PA	7000000087	10/5/2012	1.15
50421000	401k Expense	PA	7000000087	10/5/2012	61.48
50421000	401k Expense	PA	7000000087	10/5/2012	171.27
50421000	401k Expense	PA	7000000087	10/5/2012	43.87
50421000	401k Expense	PA	7000000087	10/5/2012	111.15
50421000	401k Expense	PA	7000000087	10/5/2012	237.46
50421000	401k Expense	PA	7000000087	10/5/2012	27.20
50421000	401k Expense	PA	7000000087	10/5/2012	61.24

## Kentucky American Water Company

Case No. 2012-00520

Response to PSC DR1, Item 31

Account	Description	Doc Type	Document Number	Posting Date	Amount
50421000	401k Expense	PA	7000000087	10/5/2012	53.42
50421000	401k Expense	PA	7000000087	10/5/2012	1.62
50421000	401k Expense	PA	7000000087	10/5/2012	10.88
50421000	401k Expense	PA	7000000087	10/5/2012	20.12
50421000	401k Expense	PA	7000000087	10/5/2012	27.04
50421000	401k Expense	PA	7000000087	10/5/2012	339.35
50421000	401k Expense	PA	7000000087	10/5/2012	31.80
50421000	401k Expense	PA	7000000087	10/5/2012	64.24
50421000	401k Expense	PA	7000000087	10/5/2012	47.86
50421000	401k Expense	PA	7000000087	10/5/2012	27.60
50421000	401k Expense	PA	7000000087	10/5/2012	240.62
50421000	401k Expense	PA	7000000087	10/5/2012	9.62
50421000	401k Expense	PA	7000000087	10/5/2012	152.21
50421000	401k Expense	PA	7000000087	10/5/2012	72.55
50421000	401k Expense	PA	7000000087	10/5/2012	209.79
50421000	401k Expense	PA	7000000087	10/5/2012	47.23
50421000	401k Expense	PA	7000000087	10/5/2012	13.29
50421000	401k Expense	PA	7000000087	10/5/2012	2.22
50421000	401k Expense	PA	7000000087	10/5/2012	112.19
50421000	401k Expense	PA	7000000087	10/5/2012	49.41
50421000	401k Expense	PA	7000000087	10/5/2012	113.75
50421000	401k Expense	PA	7000000087	10/5/2012	500.17
50421000	401k Expense	PA	7000000087	10/5/2012	306.41
50422000	DCP Expense	PA	7000000087	10/5/2012	12.56
50422000	DCP Expense	PA	7000000087	10/5/2012	463.57
50422000	DCP Expense	PA	7000000087	10/5/2012	215.89
50422000	DCP Expense	PA	7000000087	10/5/2012	43.49
50422000	DCP Expense	PA	7000000087	10/5/2012	72.15
50422000	DCP Expense	PA	7000000087	10/5/2012	56.97
50422000	DCP Expense	PA	7000000087	10/5/2012	18.60
50422000	DCP Expense	PA	7000000087	10/5/2012	50.40
50422000	DCP Expense	PA	7000000087	10/5/2012	71.40
50422000	DCP Expense	PA	7000000087	10/5/2012	8.40
50422000	DCP Expense	PA	7000000087	10/5/2012	4.20
50422000	DCP Expense	PA	7000000087	10/5/2012	37.80
50422000	DCP Expense	PA	7000000087	10/5/2012	93.59
50422000	DCP Expense	PA	7000000087	10/5/2012	10.40
50422000	DCP Expense	PA	7000000087	10/5/2012	144.36
50422000	DCP Expense	PA	7000000087	10/5/2012	56.51
50422000	DCP Expense	PA	7000000087	10/5/2012	1,008.38
50422000	DCP Expense	PA	7000000087	10/5/2012	44.67
50422000	DCP Expense	PA	7000000087	10/5/2012	15.23
50422000	DCP Expense	PA	7000000087	10/5/2012	418.12
50422000	DCP Expense	PA	7000000087	10/5/2012	19.69
50422000	DCP Expense	PA	7000000087	10/5/2012	5.99
50422000	DCP Expense	PA	7000000087	10/5/2012	24.05
50422000	DCP Expense	PA	7000000087	10/5/2012	5.15
50422000	DCP Expense	PA	7000000087	10/5/2012	995.72
50422000	DCP Expense	PA	7000000087	10/5/2012	133.61
50422000	DCP Expense	PA	7000000087	10/5/2012	24.48
50422000	DCP Expense	PA	7000000087	10/5/2012	4.92
50422000	DCP Expense	PA	7000000087	10/5/2012	432.68
50422000	DCP Expense	PA	7000000087	10/5/2012	348.47

## Kentucky American Water Company

Case No. 2012-00520

Response to PSC DR1, Item 31

Account	Description	Doc Type	Document Number	Posting Date	Amount
50422000	DCP Expense	PA	7000000087	10/5/2012	471.07
50422000	DCP Expense	PA	7000000087	10/5/2012	41.24
50422000	DCP Expense	PA	7000000087	10/5/2012	42.10
50422000	DCP Expense	PA	7000000087	10/5/2012	42.12
50422000	DCP Expense	PA	7000000087	10/5/2012	58.97
50422000	DCP Expense	PA	7000000087	10/5/2012	2.48
50422000	DCP Expense	PA	7000000087	10/5/2012	8.05
50422000	DCP Expense	PA	7000000087	10/5/2012	158.76
50422000	DCP Expense	PA	7000000087	10/5/2012	35.29
50422000	DCP Expense	PA	7000000087	10/5/2012	60.40
50422000	DCP Expense	PA	7000000087	10/5/2012	10.62
50422000	DCP Expense	PA	7000000087	10/5/2012	312.38
50422000	DCP Expense	PA	7000000087	10/5/2012	3.03
50422000	DCP Expense	PA	7000000087	10/5/2012	160.21
50422000	DCP Expense	PA	7000000087	10/5/2012	12.63
50422000	DCP Expense	PA	7000000087	10/5/2012	100.97
50422000	DCP Expense	PA	7000000087	10/5/2012	142.46
50422000	DCP Expense	PA	7000000087	10/5/2012	53.53
50422000	DCP Expense	PA	7000000087	10/5/2012	215.88
50422000	DCP Expense	PA	7000000087	10/5/2012	153.65
50422000	DCP Expense	PA	7000000087	10/5/2012	57.57
50422000	DCP Expense	PA	7000000087	10/5/2012	12.02
50422000	DCP Expense	PA	7000000087	10/5/2012	20.26
50422000	DCP Expense	PA	7000000087	10/5/2012	5.08
50422000	DCP Expense	PA	7000000087	10/5/2012	89.16
50422000	DCP Expense	PA	7000000087	10/5/2012	1.86
50422000	DCP Expense	PA	7000000087	10/5/2012	206.04
50422000	DCP Expense	PA	7000000087	10/5/2012	33.82
50422000	DCP Expense	PA	7000000087	10/5/2012	34.68
50422000	DCP Expense	PA	7000000087	10/5/2012	84.44
50550000	Group Insur Expense	PA	7000000087	10/5/2012	759.26
50550000	Group Insur Expense	PA	7000000087	10/5/2012	58.96
50550000	Group Insur Expense	PA	7000000087	10/5/2012	308.77
50550000	Group Insur Expense	PA	7000000087	10/5/2012	309.51
50550000	Group Insur Expense	PA	7000000087	10/5/2012	1,229.18
50550000	Group Insur Expense	PA	7000000087	10/5/2012	48.27
50550000	Group Insur Expense	PA	7000000087	10/5/2012	455.69
50550000	Group Insur Expense	PA	7000000087	10/5/2012	177.77
50550000	Group Insur Expense	PA	7000000087	10/5/2012	177.69
50550000	Group Insur Expense	PA	7000000087	10/5/2012	113.30
50550000	Group Insur Expense	PA	7000000087	10/5/2012	73.50
50550000	Group Insur Expense	PA	7000000087	10/5/2012	413.51
50550000	Group Insur Expense	PA	7000000087	10/5/2012	85.35
50550000	Group Insur Expense	PA	7000000087	10/5/2012	242.02
50550000	Group Insur Expense	PA	7000000087	10/5/2012	1,615.69
50550000	Group Insur Expense	PA	7000000087	10/5/2012	1,600.00
50550000	Group Insur Expense	PA	7000000087	10/5/2012	351.75
50550000	Group Insur Expense	PA	7000000087	10/5/2012	0.63
50550000	Group Insur Expense	PA	7000000087	10/5/2012	38.83
50550000	Group Insur Expense	PA	7000000087	10/5/2012	8.31
50550000	Group Insur Expense	PA	7000000087	10/5/2012	18.09
50550000	Group Insur Expense	PA	7000000087	10/5/2012	72.33
50550000	Group Insur Expense	PA	7000000087	10/5/2012	29.57

## Kentucky American Water Company

Case No. 2012-00520

Response to PSC DR1, Item 31

Account	Description	Doc Type	Document Number	Posting Date	Amount
50550000	Group Insur Expense	PA	7000000087	10/5/2012	260.01
50550000	Group Insur Expense	PA	7000000087	10/5/2012	487.38
50550000	Group Insur Expense	PA	7000000087	10/5/2012	353.88
50550000	Group Insur Expense	PA	7000000087	10/5/2012	6,694.10
50550000	Group Insur Expense	PA	7000000087	10/5/2012	5,828.57
50550000	Group Insur Expense	PA	7000000087	10/5/2012	56.12
50550000	Group Insur Expense	PA	7000000087	10/5/2012	56.16
50550000	Group Insur Expense	PA	7000000087	10/5/2012	59.13
50550000	Group Insur Expense	PA	7000000087	10/5/2012	2,110.24
50550000	Group Insur Expense	PA	7000000087	10/5/2012	503.02
50550000	Group Insur Expense	PA	7000000087	10/5/2012	91.58
50550000	Group Insur Expense	PA	7000000087	10/5/2012	774.56
50550000	Group Insur Expense	PA	7000000087	10/5/2012	2,041.72
50550000	Group Insur Expense	PA	7000000087	10/5/2012	3,015.87
50550000	Group Insur Expense	PA	7000000087	10/5/2012	8.28
50550000	Group Insur Expense	PA	7000000087	10/5/2012	3.03
50550000	Group Insur Expense	PA	7000000087	10/5/2012	20.62
50550000	Group Insur Expense	PA	7000000087	10/5/2012	4.05
50550000	Group Insur Expense	PA	7000000087	10/5/2012	14.69
50550000	Group Insur Expense	PA	7000000087	10/5/2012	53.06
50550000	Group Insur Expense	PA	7000000087	10/5/2012	15.17
50550000	Group Insur Expense	PA	7000000087	10/5/2012	78.62
50550000	Group Insur Expense	PA	7000000087	10/5/2012	282.28
50550000	Group Insur Expense	PA	7000000087	10/5/2012	70.67
50550000	Group Insur Expense	PA	7000000087	10/5/2012	85.01
50550000	Group Insur Expense	PA	7000000087	10/5/2012	109.71
50550000	Group Insur Expense	PA	7000000087	10/5/2012	237.97
50550000	Group Insur Expense	PA	7000000087	10/5/2012	3,537.17
50550000	Group Insur Expense	PA	7000000087	10/5/2012	1,952.78
50550000	Group Insur Expense	PA	7000000087	10/5/2012	518.92
50550000	Group Insur Expense	PA	7000000087	10/5/2012	406.36
50550000	Group Insur Expense	PA	7000000087	10/5/2012	628.67
50550000	Group Insur Expense	PA	7000000087	10/5/2012	18.57
50550000	Group Insur Expense	PA	7000000087	10/5/2012	40.53
50550000	Group Insur Expense	PA	7000000087	10/5/2012	115.54
50550000	Group Insur Expense	PA	7000000087	10/5/2012	483.97
50550000	Group Insur Expense	PA	7000000087	10/5/2012	616.43
50550000	Group Insur Expense	PA	7000000087	10/5/2012	1,525.26
50550000	Group Insur Expense	PA	7000000087	10/5/2012	299.72
50550000	Group Insur Expense	PA	7000000087	10/5/2012	1,240.73
50550000	Group Insur Expense	PA	7000000087	10/5/2012	7,886.54
50550000	Group Insur Expense	PA	7000000087	10/5/2012	837.54
50550000	Group Insur Expense	PA	7000000087	10/5/2012	112.24
50550000	Group Insur Expense	PA	7000000087	10/5/2012	1,144.05
50550000	Group Insur Expense	PA	7000000087	10/5/2012	60.21
50550000	Group Insur Expense	PA	7000000087	10/5/2012	1,445.16
50550000	Group Insur Expense	PA	7000000087	10/5/2012	489.12
50550000	Group Insur Expense	PA	7000000087	10/5/2012	119.84
50550000	Group Insur Expense	PA	7000000087	10/5/2012	19.98
50550000	Group Insur Expense	PA	7000000087	10/5/2012	560.83
50550000	Group Insur Expense	PA	7000000087	10/5/2012	392.71
50550000	Group Insur Expense	PA	7000000087	10/5/2012	480.37
50550000	Group Insur Expense	PA	7000000087	10/5/2012	1,549.49

Kentucky American Water Company  
Case No. 2012-00520  
Response to PSC DR1, Item 31

Account	Description	Doc Type	Document Number	Posting Date	Amount
52514500	Charitb Don-H/Ed/En	ZF	5000001959	10/5/2012	1,000.00
52514700	Community Partnrshps	ZF	5000001958	10/5/2012	13,500.00
52514909	Cust Edu-Video&Photo	ZF	5000001953	10/5/2012	260.00
52515000	Commun Relations-E	ZF	5000001957	10/5/2012	85.00
52534000	Employee Expenses	ZF	5000001972	10/5/2012	25.00
52534000	Employee Expenses	PA	7000000087	10/5/2012	30.00
55010500	Trans Reimb EE Prsnl	PA	7000000087	10/5/2012	181.49
57010000	Uncoll Accts Exp	ZA	9400000646	10/5/2012	(95.48)
57010000	Uncoll Accts Exp	ZA	9400000646	10/5/2012	(1,083.66)
68533000	FICA	PA	7000000087	10/5/2012	189.39
68533000	FICA	PA	7000000087	10/5/2012	9.81
68533000	FICA	PA	7000000087	10/5/2012	83.52
68533000	FICA	PA	7000000087	10/5/2012	94.19
68533000	FICA	PA	7000000087	10/5/2012	492.56
68533000	FICA	PA	7000000087	10/5/2012	8.73
68533000	FICA	PA	7000000087	10/5/2012	177.43
68533000	FICA	PA	7000000087	10/5/2012	132.55
68533000	FICA	PA	7000000087	10/5/2012	49.68
68533000	FICA	PA	7000000087	10/5/2012	12.01
68533000	FICA	PA	7000000087	10/5/2012	123.01
68533000	FICA	PA	7000000087	10/5/2012	41.72
68533000	FICA	PA	7000000087	10/5/2012	41.73
68533000	FICA	PA	7000000087	10/5/2012	46.34
68533000	FICA	PA	7000000087	10/5/2012	17.08
68533000	FICA	PA	7000000087	10/5/2012	246.97
68533000	FICA	PA	7000000087	10/5/2012	333.07
68533000	FICA	PA	7000000087	10/5/2012	697.83
68533000	FICA	PA	7000000087	10/5/2012	1,694.72
68533000	FICA	PA	7000000087	10/5/2012	90.30
68533000	FICA	PA	7000000087	10/5/2012	34.52
68533000	FICA	PA	7000000087	10/5/2012	7.40
68533000	FICA	PA	7000000087	10/5/2012	25.79
68533000	FICA	PA	7000000087	10/5/2012	6.91
68533000	FICA	PA	7000000087	10/5/2012	27.61
68533000	FICA	PA	7000000087	10/5/2012	125.54
68533000	FICA	PA	7000000087	10/5/2012	143.89
68533000	FICA	PA	7000000087	10/5/2012	2,170.81
68533000	FICA	PA	7000000087	10/5/2012	1,967.24
68533000	FICA	PA	7000000087	10/5/2012	60.67
68533000	FICA	PA	7000000087	10/5/2012	60.67
68533000	FICA	PA	7000000087	10/5/2012	720.03
68533000	FICA	PA	7000000087	10/5/2012	185.44
68533000	FICA	PA	7000000087	10/5/2012	39.12
68533000	FICA	PA	7000000087	10/5/2012	259.29
68533000	FICA	PA	7000000087	10/5/2012	769.63
68533000	FICA	PA	7000000087	10/5/2012	830.52
68533000	FICA	PA	7000000087	10/5/2012	12.28
68533000	FICA	PA	7000000087	10/5/2012	6.14
68533000	FICA	PA	7000000087	10/5/2012	70.40
68533000	FICA	PA	7000000087	10/5/2012	21.54
68533000	FICA	PA	7000000087	10/5/2012	14.65
68533000	FICA	PA	7000000087	10/5/2012	4.18
68533000	FICA	PA	7000000087	10/5/2012	84.94



## Kentucky American Water Company

Case No. 2012-00520

Response to PSC DR1, Item 31

Account	Description	Doc Type	Document Number	Posting Date	Amount
68533000	FICA	PA	7000000087	10/5/2012	79.74
68533000	FICA	PA	7000000087	10/5/2012	28.59
68533000	FICA	PA	7000000087	10/5/2012	7.27
68533000	FICA	PA	7000000087	10/5/2012	2.67
68533000	FICA	PA	7000000087	10/5/2012	27.80
68533000	FICA	PA	7000000087	10/5/2012	3.55
68533000	FICA	PA	7000000087	10/5/2012	63.69
68533000	FICA	PA	7000000087	10/5/2012	82.18
68533000	FICA	PA	7000000087	10/5/2012	76.28
68533000	FICA	PA	7000000087	10/5/2012	1,116.66
68533000	FICA	PA	7000000087	10/5/2012	646.95
68533000	FICA	PA	7000000087	10/5/2012	279.70
68533000	FICA	PA	7000000087	10/5/2012	142.08
68533000	FICA	PA	7000000087	10/5/2012	176.92
68533000	FICA	PA	7000000087	10/5/2012	11.94
68533000	FICA	PA	7000000087	10/5/2012	9.06
68533000	FICA	PA	7000000087	10/5/2012	118.83
68533000	FICA	PA	7000000087	10/5/2012	853.06
68533000	FICA	PA	7000000087	10/5/2012	528.71
68533000	FICA	PA	7000000087	10/5/2012	3,239.56
68533000	FICA	PA	7000000087	10/5/2012	275.91
68533000	FICA	PA	7000000087	10/5/2012	76.33
68533000	FICA	PA	7000000087	10/5/2012	656.43
68533000	FICA	PA	7000000087	10/5/2012	27.87
68533000	FICA	PA	7000000087	10/5/2012	459.78
68533000	FICA	PA	7000000087	10/5/2012	569.86
68533000	FICA	PA	7000000087	10/5/2012	200.22
68533000	FICA	PA	7000000087	10/5/2012	38.99
68533000	FICA	PA	7000000087	10/5/2012	6.50
68533000	FICA	PA	7000000087	10/5/2012	208.51
68533000	FICA	PA	7000000087	10/5/2012	145.60
68533000	FICA	PA	7000000087	10/5/2012	183.45
68535000	SUTA	PA	7000000087	10/5/2012	16.52
68535000	SUTA	PA	7000000087	10/5/2012	2.63
68535000	SUTA	PA	7000000087	10/5/2012	19.21
68535000	SUTA	PA	7000000087	10/5/2012	3.61
68535000	SUTA	PA	7000000087	10/5/2012	2.54
68535000	SUTA	PA	7000000087	10/5/2012	1.96
68535000	SUTA	PA	7000000087	10/5/2012	0.20
68535000	SUTA	PA	7000000087	10/5/2012	1.05
68535000	SUTA	PA	7000000087	10/5/2012	0.35
68535000	SUTA	PA	7000000087	10/5/2012	7.73
68535000	SUTA	PA	7000000087	10/5/2012	2.86
72802000	CIAC Rcpt Svcs Clrg	DR	4000002279	10/5/2012	(3,536.00)
72802000	CIAC Rcpt Svcs Clrg	DR	4000002282	10/5/2012	(3,536.00)
72802000	CIAC Rcpt Svcs Clrg	DR	4000002284	10/5/2012	(3,536.00)
72802100	CIAC Rcpt Non-SrvClr	DR	4000002202	10/5/2012	(19,543.00)
72802100	CIAC Rcpt Non-SrvClr	DR	4000002274	10/5/2012	(817.00)
52500000	Misc Expense (O&M)	WE	5000001978	10/6/2012	74.80
52500000	Misc Expense (O&M)	WE	5000001981	10/7/2012	1,409.80
52500000	Misc Expense (O&M)	WE	5000001982	10/7/2012	290.78
52500000	Misc Expense (O&M)	WE	5000001982	10/7/2012	95.91
52562000	Office Supplies	WE	5000001982	10/7/2012	60.02

Kentucky American Water Company  
Case No. 2012-00520  
Response to PSC DR1, Item 31

Account	Description	Doc Type	Document Number	Posting Date	Amount
40111000	Res Sales Billed	ZA	9400000921	10/8/2012	255.81
40111000	Res Sales Billed	ZA	9400000921	10/8/2012	331.78
40111000	Res Sales Billed	ZA	9400000921	10/8/2012	(174,544.37)
40121000	Com Sales Billed	ZA	9400000921	10/8/2012	773.50
40121000	Com Sales Billed	ZA	9400000921	10/8/2012	(59,730.33)
40131000	Ind Sales Billed	ZA	9400000921	10/8/2012	(6,453.34)
40145000	Priv Fire Billed	ZA	9400000921	10/8/2012	(2,340.72)
40151000	Publ Auth Billed	ZA	9400000921	10/8/2012	(5,140.98)
40211000	Dom WW Svc Billed	ZA	9400000921	10/8/2012	390.24
40310400	OthRev-NSF Ck Chrg	ZA	9400000921	10/8/2012	(84.00)
40310500	OthRev-Appl/InitFee	ZA	9400000921	10/8/2012	(3,198.00)
40310700	OthRev-Reconnct Fee	ZA	9400000921	10/8/2012	(1,768.00)
51010000	Purchased Water	KR	5000001987	10/8/2012	9.05
51010000	Purchased Water	KR	5000001987	10/8/2012	0.28
51510000	Purchased Power	ZN	5000002000	10/8/2012	65.94
51510000	Purchased Power	ZN	5000002000	10/8/2012	773.44
51510000	Purchased Power	ZN	5000002000	10/8/2012	814.56
51510000	Purchased Power	ZN	5000002000	10/8/2012	287.72
52000000	M&S Expense (O&M)	ZF	5000001923	10/8/2012	1,656.75
52000000	M&S Expense (O&M)	ZF	5000001924	10/8/2012	1,308.24
52000000	M&S Expense (O&M)	KR	5000001984	10/8/2012	377.98
52520000	Collection Agencies	KR	5000002003	10/8/2012	524.60
52520000	Collection Agencies	KR	5000002004	10/8/2012	358.01
52524000	Co Dues/Mmbrshp Ded	ZF	5000001955	10/8/2012	2,500.00
52546000	Grounds Keeping	KR	5000001985	10/8/2012	249.10
52546000	Grounds Keeping	KR	5000001986	10/8/2012	444.14
52546000	Grounds Keeping	KR	5000001986	10/8/2012	53.00
52546000	Grounds Keeping	KR	5000001986	10/8/2012	21.20
52546000	Grounds Keeping	KR	5000001989	10/8/2012	224.72
52546000	Grounds Keeping	KR	5000001991	10/8/2012	365.70
52546000	Grounds Keeping	KR	5000001992	10/8/2012	53.00
52586000	PO Small Differences	RE	5000002002	10/8/2012	21.08
53150000	Contr Svc-Other	KR	5000001988	10/8/2012	452.62
53150000	Contr Svc-Other	KR	5000001990	10/8/2012	5,594.68
53150000	Contr Svc-Other	KR	5000001994	10/8/2012	511.98
53152000	Contr Svc-Lab Testng	KR	5000001993	10/8/2012	61.48
53155000	Contr Svc-Legal	KR	5000002005	10/8/2012	975.20
55000000	Transportation (O&M)	ZF	5000001961	10/8/2012	42.50
55010300	Trans Lease Maint	KR	5000001983	10/8/2012	1,546.38
57010000	Uncoll Accts Exp	ZA	9400000921	10/8/2012	(23.75)
40111000	Res Sales Billed	ZA	9400000922	10/9/2012	(52.15)
40111000	Res Sales Billed	ZA	9400000922	10/9/2012	(102,374.18)
40121000	Com Sales Billed	ZA	9400000922	10/9/2012	(791.50)
40121000	Com Sales Billed	ZA	9400000922	10/9/2012	(35,262.73)
40131000	Ind Sales Billed	ZA	9400000922	10/9/2012	(3,867.05)
40145000	Priv Fire Billed	ZA	9400000922	10/9/2012	(4,069.70)
40151000	Publ Auth Billed	ZA	9400000922	10/9/2012	(246,436.27)
40310400	OthRev-NSF Ck Chrg	ZA	9400000922	10/9/2012	(12.00)
40310400	OthRev-NSF Ck Chrg	ZA	9400000922	10/9/2012	(12.00)
40310500	OthRev-Appl/InitFee	ZA	9400000922	10/9/2012	(52.00)
40310500	OthRev-Appl/InitFee	ZA	9400000922	10/9/2012	(1,612.00)
40310700	OthRev-Reconnct Fee	ZA	9400000922	10/9/2012	(26.00)
40310700	OthRev-Reconnct Fee	ZA	9400000922	10/9/2012	(260.00)

Kentucky American Water Company  
Case No. 2012-00520  
Response to PSC DR1, Item 31

Account	Description	Doc Type	Document Number	Posting Date	Amount
51110000	Waste Disposal	ZN	5000002016	10/9/2012	967.55
51110000	Waste Disposal	ZN	5000002016	10/9/2012	1,443.32
51510000	Purchased Power	ZN	5000002016	10/9/2012	204,266.31
51510000	Purchased Power	ZN	5000002016	10/9/2012	686.67
51510000	Purchased Power	ZN	5000002016	10/9/2012	3,060.35
51510000	Purchased Power	ZN	5000002016	10/9/2012	135.84
51510000	Purchased Power	ZN	5000002016	10/9/2012	844.43
51510000	Purchased Power	ZN	5000002016	10/9/2012	3,132.01
51510000	Purchased Power	ZN	5000002016	10/9/2012	4,879.02
51510000	Purchased Power	ZN	5000002016	10/9/2012	23,342.92
51510000	Purchased Power	ZN	5000002016	10/9/2012	23.96
52000000	M&S Expense (O&M)	WE	5000002015	10/9/2012	1,193.30
52000000	M&S Expense (O&M)	WE	5000002015	10/9/2012	1,511.30
52000000	M&S Expense (O&M)	WE	5000002015	10/9/2012	1,626.04
52000000	M&S Expense (O&M)	WE	5000002015	10/9/2012	2,012.94
52000000	M&S Expense (O&M)	WE	5000002015	10/9/2012	1,270.41
52000000	M&S Expense (O&M)	WE	5000002015	10/9/2012	831.57
52000000	M&S Expense (O&M)	WA	5000002018	10/9/2012	122.82
52000000	M&S Expense (O&M)	WA	5000002018	10/9/2012	7.81
52000000	M&S Expense (O&M)	WA	5000002018	10/9/2012	245.41
52000000	M&S Expense (O&M)	WA	5000002018	10/9/2012	122.45
52000000	M&S Expense (O&M)	WA	5000002018	10/9/2012	85.21
52000000	M&S Expense (O&M)	WA	5000002018	10/9/2012	34.80
52000000	M&S Expense (O&M)	WA	5000002018	10/9/2012	134.46
52000000	M&S Expense (O&M)	WA	5000002018	10/9/2012	44.82
52000000	M&S Expense (O&M)	WA	5000002018	10/9/2012	25.14
52000000	M&S Expense (O&M)	WA	5000002018	10/9/2012	12.34
52000000	M&S Expense (O&M)	WA	5000002019	10/9/2012	30.71
52000000	M&S Expense (O&M)	WA	5000002019	10/9/2012	368.11
52000000	M&S Expense (O&M)	WA	5000002019	10/9/2012	113.62
52000000	M&S Expense (O&M)	WA	5000002019	10/9/2012	179.27
52000000	M&S Expense (O&M)	WA	5000002019	10/9/2012	50.28
52000000	M&S Expense (O&M)	WA	5000002019	10/9/2012	5.35
52000000	M&S Expense (O&M)	WA	5000002019	10/9/2012	12.34
52000000	M&S Expense (O&M)	WA	5000002020	10/9/2012	27.91
52000000	M&S Expense (O&M)	WA	5000002020	10/9/2012	122.70
52000000	M&S Expense (O&M)	WA	5000002020	10/9/2012	56.81
52000000	M&S Expense (O&M)	WA	5000002020	10/9/2012	89.64
52000000	M&S Expense (O&M)	WA	5000002020	10/9/2012	12.34
52000000	M&S Expense (O&M)	WA	5000002021	10/9/2012	33.50
52000000	M&S Expense (O&M)	WA	5000002021	10/9/2012	552.16
52000000	M&S Expense (O&M)	WA	5000002021	10/9/2012	142.02
52000000	M&S Expense (O&M)	WA	5000002021	10/9/2012	224.09
52000000	M&S Expense (O&M)	WA	5000002021	10/9/2012	25.14
52000000	M&S Expense (O&M)	WA	5000002021	10/9/2012	6.17
52000000	M&S Expense (O&M)	WA	5000002022	10/9/2012	187.03
52000000	M&S Expense (O&M)	WA	5000002022	10/9/2012	8,633.81
52000000	M&S Expense (O&M)	WA	5000002022	10/9/2012	170.42
52000000	M&S Expense (O&M)	WA	5000002022	10/9/2012	268.91
52000000	M&S Expense (O&M)	WA	5000002022	10/9/2012	50.28
52000000	M&S Expense (O&M)	WA	5000002022	10/9/2012	5.35
52000000	M&S Expense (O&M)	WA	5000002022	10/9/2012	8.75
52000000	M&S Expense (O&M)	WA	5000002022	10/9/2012	24.67

## Kentucky American Water Company

Case No. 2012-00520

Response to PSC DR1, Item 31

Account	Description	Doc Type	Document Number	Posting Date	Amount
52000000	M&S Expense (O&M)	WA	5000002023	10/9/2012	80.95
52000000	M&S Expense (O&M)	WA	5000002023	10/9/2012	613.51
52000000	M&S Expense (O&M)	WA	5000002023	10/9/2012	198.83
52000000	M&S Expense (O&M)	WA	5000002023	10/9/2012	313.73
52000000	M&S Expense (O&M)	WA	5000002023	10/9/2012	75.41
52000000	M&S Expense (O&M)	WA	5000002023	10/9/2012	10.70
52000000	M&S Expense (O&M)	WA	5000002024	10/9/2012	46.85
52000000	M&S Expense (O&M)	WA	5000002024	10/9/2012	122.45
52000000	M&S Expense (O&M)	WA	5000002024	10/9/2012	34.80
52000000	M&S Expense (O&M)	WA	5000002024	10/9/2012	44.82
52000000	M&S Expense (O&M)	WA	5000002025	10/9/2012	45.32
52000000	M&S Expense (O&M)	WA	5000002025	10/9/2012	23.61
52000000	M&S Expense (O&M)	WA	5000002025	10/9/2012	195.22
52000000	M&S Expense (O&M)	WA	5000002026	10/9/2012	94.42
52000000	M&S Expense (O&M)	WA	5000002026	10/9/2012	135.97
52000000	M&S Expense (O&M)	WA	5000002026	10/9/2012	1,268.93
52000000	M&S Expense (O&M)	WA	5000002027	10/9/2012	21.56
52000000	M&S Expense (O&M)	WA	5000002027	10/9/2012	118.03
52000000	M&S Expense (O&M)	WA	5000002027	10/9/2012	324.06
52000000	M&S Expense (O&M)	WA	5000002028	10/9/2012	118.03
52000000	M&S Expense (O&M)	WA	5000002028	10/9/2012	312.35
52000000	M&S Expense (O&M)	WA	5000002029	10/9/2012	23.61
52000000	M&S Expense (O&M)	WA	5000002029	10/9/2012	156.18
52000000	M&S Expense (O&M)	WA	5000002030	10/9/2012	257.69
52000000	M&S Expense (O&M)	WA	5000002030	10/9/2012	43.13
52000000	M&S Expense (O&M)	WA	5000002030	10/9/2012	94.43
52000000	M&S Expense (O&M)	WA	5000002031	10/9/2012	7.81
52000000	M&S Expense (O&M)	WA	5000002031	10/9/2012	122.45
52000000	M&S Expense (O&M)	WA	5000002031	10/9/2012	382.75
52000000	M&S Expense (O&M)	WA	5000002031	10/9/2012	44.82
52000000	M&S Expense (O&M)	WA	5000002032	10/9/2012	61.35
52000000	M&S Expense (O&M)	WA	5000002032	10/9/2012	28.40
52000000	M&S Expense (O&M)	WA	5000002032	10/9/2012	8.17
52000000	M&S Expense (O&M)	WA	5000002033	10/9/2012	44.66
52000000	M&S Expense (O&M)	WA	5000002033	10/9/2012	245.41
52000000	M&S Expense (O&M)	WA	5000002033	10/9/2012	142.02
52000000	M&S Expense (O&M)	WA	5000002033	10/9/2012	224.09
52000000	M&S Expense (O&M)	WA	5000002033	10/9/2012	44.82
52000000	M&S Expense (O&M)	WA	5000002033	10/9/2012	5.35
52000000	M&S Expense (O&M)	WA	5000002033	10/9/2012	12.34
52000000	M&S Expense (O&M)	WA	5000002034	10/9/2012	45.32
52000000	M&S Expense (O&M)	WA	5000002034	10/9/2012	47.21
52000000	M&S Expense (O&M)	WA	5000002034	10/9/2012	335.78
52000000	M&S Expense (O&M)	WA	5000002035	10/9/2012	56.69
52000000	M&S Expense (O&M)	WA	5000002035	10/9/2012	94.43
52000000	M&S Expense (O&M)	WA	5000002035	10/9/2012	312.35
52000000	M&S Expense (O&M)	WA	5000002036	10/9/2012	21.56
52000000	M&S Expense (O&M)	WA	5000002036	10/9/2012	94.42
52000000	M&S Expense (O&M)	WA	5000002036	10/9/2012	562.23
52000000	M&S Expense (O&M)	WA	5000002037	10/9/2012	23.61
52000000	M&S Expense (O&M)	WA	5000002037	10/9/2012	31.24
52000000	M&S Expense (O&M)	WA	5000002038	10/9/2012	43.13
52000000	M&S Expense (O&M)	WA	5000002038	10/9/2012	141.64

## Kentucky American Water Company

Case No. 2012-00520

Response to PSC DR1, Item 31

Account	Description	Doc Type	Document Number	Posting Date	Amount
52000000	M&S Expense (O&M)	WA	5000002038	10/9/2012	632.51
52000000	M&S Expense (O&M)	WA	5000002039	10/9/2012	50.25
52000000	M&S Expense (O&M)	WA	5000002039	10/9/2012	10,792.26
52000000	M&S Expense (O&M)	WA	5000002039	10/9/2012	170.42
52000000	M&S Expense (O&M)	WA	5000002039	10/9/2012	268.91
52000000	M&S Expense (O&M)	WA	5000002039	10/9/2012	100.55
52000000	M&S Expense (O&M)	WA	5000002039	10/9/2012	16.34
52000000	M&S Expense (O&M)	WA	5000002040	10/9/2012	91.74
52000000	M&S Expense (O&M)	WA	5000002040	10/9/2012	70.82
52000000	M&S Expense (O&M)	WA	5000002040	10/9/2012	285.02
52000000	M&S Expense (O&M)	WA	5000002041	10/9/2012	7.81
52000000	M&S Expense (O&M)	WA	5000002041	10/9/2012	122.45
52000000	M&S Expense (O&M)	WA	5000002041	10/9/2012	34.80
52000000	M&S Expense (O&M)	WA	5000002041	10/9/2012	44.82
52000000	M&S Expense (O&M)	WA	5000002041	10/9/2012	26.25
52000000	M&S Expense (O&M)	WA	5000002041	10/9/2012	15.12
52000000	M&S Expense (O&M)	WA	5000002041	10/9/2012	1,079.23
52000000	M&S Expense (O&M)	WA	5000002041	10/9/2012	275.60
52000000	M&S Expense (O&M)	WA	5000002041	10/9/2012	402.50
52000000	M&S Expense (O&M)	WA	5000002041	10/9/2012	57.78
52000000	M&S Expense (O&M)	KR	5000002043	10/9/2012	2,752.19
52000000	M&S Expense (O&M)	WA	5000002046	10/9/2012	73.45
52000000	M&S Expense (O&M)	WA	5000002046	10/9/2012	81.33
52000000	M&S Expense (O&M)	WA	5000002046	10/9/2012	44.63
52000000	M&S Expense (O&M)	WA	5000002046	10/9/2012	390.62
52000000	M&S Expense (O&M)	WA	5000002046	10/9/2012	364.87
52000000	M&S Expense (O&M)	WA	5000002046	10/9/2012	513.90
52000000	M&S Expense (O&M)	KR	5000002047	10/9/2012	716.75
52000000	M&S Expense (O&M)	KR	5000002049	10/9/2012	2,064.88
52000000	M&S Expense (O&M)	WA	5000002050	10/9/2012	(276.35)
52000000	M&S Expense (O&M)	WA	5000002050	10/9/2012	(1,227.03)
52000000	M&S Expense (O&M)	WA	5000002050	10/9/2012	(105.97)
52000000	M&S Expense (O&M)	WA	5000002050	10/9/2012	(397.65)
52000000	M&S Expense (O&M)	WA	5000002050	10/9/2012	(34.80)
52000000	M&S Expense (O&M)	WA	5000002050	10/9/2012	(672.28)
52000000	M&S Expense (O&M)	WA	5000002050	10/9/2012	(150.83)
52000000	M&S Expense (O&M)	WA	5000002050	10/9/2012	(10.70)
52000000	M&S Expense (O&M)	WA	5000002050	10/9/2012	(52.51)
52000000	M&S Expense (O&M)	WA	5000002050	10/9/2012	(49.34)
52000000	M&S Expense (O&M)	WA	5000002051	10/9/2012	(47.21)
52000000	M&S Expense (O&M)	WA	5000002051	10/9/2012	(122.45)
52000000	M&S Expense (O&M)	WA	5000002051	10/9/2012	(34.80)
52000000	M&S Expense (O&M)	WA	5000002051	10/9/2012	(44.82)
52000000	M&S Expense (O&M)	WA	5000002051	10/9/2012	(44.66)
52000000	M&S Expense (O&M)	WA	5000002051	10/9/2012	(245.41)
52000000	M&S Expense (O&M)	WA	5000002051	10/9/2012	(142.02)
52000000	M&S Expense (O&M)	WA	5000002051	10/9/2012	(268.91)
52000000	M&S Expense (O&M)	WA	5000002051	10/9/2012	(5.35)
52000000	M&S Expense (O&M)	WA	5000002051	10/9/2012	(12.34)
52000000	M&S Expense (O&M)	WA	5000002052	10/9/2012	(181.44)
52000000	M&S Expense (O&M)	WA	5000002052	10/9/2012	(7.81)
52000000	M&S Expense (O&M)	WA	5000002052	10/9/2012	(736.22)
52000000	M&S Expense (O&M)	WA	5000002052	10/9/2012	(122.45)

## Kentucky American Water Company

Case No. 2012-00520

Response to PSC DR1, Item 31

Account	Description	Doc Type	Document Number	Posting Date	Amount
52000000	M&S Expense (O&M)	WA	5000002052	10/9/2012	(255.63)
52000000	M&S Expense (O&M)	WA	5000002052	10/9/2012	(34.80)
52000000	M&S Expense (O&M)	WA	5000002052	10/9/2012	(448.19)
52000000	M&S Expense (O&M)	WA	5000002052	10/9/2012	(75.41)
52000000	M&S Expense (O&M)	WA	5000002052	10/9/2012	(5.35)
52000000	M&S Expense (O&M)	WA	5000002052	10/9/2012	(37.01)
52000000	M&S Expense (O&M)	WA	5000002053	10/9/2012	(54.66)
52000000	M&S Expense (O&M)	WA	5000002053	10/9/2012	(244.90)
52000000	M&S Expense (O&M)	WA	5000002053	10/9/2012	(69.59)
52000000	M&S Expense (O&M)	WA	5000002053	10/9/2012	(627.46)
52000000	M&S Expense (O&M)	WA	5000002053	10/9/2012	(114.45)
52000000	M&S Expense (O&M)	WA	5000002053	10/9/2012	(1,165.68)
52000000	M&S Expense (O&M)	WA	5000002053	10/9/2012	(340.84)
52000000	M&S Expense (O&M)	WA	5000002053	10/9/2012	(10.70)
52000000	M&S Expense (O&M)	WA	5000002053	10/9/2012	(6.17)
52000000	M&S Expense (O&M)	WA	5000002054	10/9/2012	(61.35)
52000000	M&S Expense (O&M)	WA	5000002054	10/9/2012	(28.40)
52000000	M&S Expense (O&M)	WA	5000002054	10/9/2012	(8.17)
52000000	M&S Expense (O&M)	WA	5000002055	10/9/2012	(21.56)
52000000	M&S Expense (O&M)	WA	5000002055	10/9/2012	(118.03)
52000000	M&S Expense (O&M)	WA	5000002055	10/9/2012	(593.46)
52000000	M&S Expense (O&M)	WA	5000002056	10/9/2012	(181.29)
52000000	M&S Expense (O&M)	WA	5000002056	10/9/2012	(354.09)
52000000	M&S Expense (O&M)	WA	5000002056	10/9/2012	(2,100.54)
52000000	M&S Expense (O&M)	WA	5000002057	10/9/2012	(23.61)
52000000	M&S Expense (O&M)	WA	5000002057	10/9/2012	(156.17)
52000000	M&S Expense (O&M)	WA	5000002058	10/9/2012	(56.69)
52000000	M&S Expense (O&M)	WA	5000002058	10/9/2012	(45.32)
52000000	M&S Expense (O&M)	WA	5000002058	10/9/2012	(43.12)
52000000	M&S Expense (O&M)	WA	5000002058	10/9/2012	(236.06)
52000000	M&S Expense (O&M)	WA	5000002058	10/9/2012	(905.81)
52000000	M&S Expense (O&M)	WA	5000002059	10/9/2012	(43.12)
52000000	M&S Expense (O&M)	WA	5000002059	10/9/2012	(21.42)
52000000	M&S Expense (O&M)	WA	5000002059	10/9/2012	(91.74)
52000000	M&S Expense (O&M)	WA	5000002059	10/9/2012	(354.09)
52000000	M&S Expense (O&M)	WA	5000002059	10/9/2012	(1,772.57)
52000000	M&S Expense (O&M)	WA	5000002060	10/9/2012	(17.50)
52000000	M&S Expense (O&M)	WA	5000002060	10/9/2012	(15.12)
52000000	M&S Expense (O&M)	WA	5000002060	10/9/2012	(1,079.22)
52000000	M&S Expense (O&M)	WA	5000002060	10/9/2012	(275.60)
52000000	M&S Expense (O&M)	WA	5000002060	10/9/2012	(402.50)
52000000	M&S Expense (O&M)	WA	5000002060	10/9/2012	(57.78)
52000000	M&S Expense (O&M)	WA	5000002062	10/9/2012	141.64
52000000	M&S Expense (O&M)	WA	5000002062	10/9/2012	855.05
52000000	M&S Expense (O&M)	WA	5000002062	10/9/2012	21.42
52000000	M&S Expense (O&M)	WA	5000002064	10/9/2012	39.08
52000000	M&S Expense (O&M)	WA	5000002064	10/9/2012	2,158.44
52000000	M&S Expense (O&M)	WA	5000002064	10/9/2012	105.97
52000000	M&S Expense (O&M)	WA	5000002064	10/9/2012	56.81
52000000	M&S Expense (O&M)	WA	5000002064	10/9/2012	34.80
52000000	M&S Expense (O&M)	WA	5000002064	10/9/2012	134.46
52000000	M&S Expense (O&M)	WA	5000002064	10/9/2012	5.35
52000000	M&S Expense (O&M)	WA	5000002064	10/9/2012	43.76

## Kentucky American Water Company

Case No. 2012-00520

Response to PSC DR1, Item 31

Account	Description	Doc Type	Document Number	Posting Date	Amount
52000000	M&S Expense (O&M)	WA	5000002064	10/9/2012	12.34
52000000	M&S Expense (O&M)	WE	5000002067	10/9/2012	470.64
52000000	M&S Expense (O&M)	WE	5000002067	10/9/2012	35.83
52500000	Misc Expense (O&M)	KR	5000002048	10/9/2012	349.80
52500000	Misc Expense (O&M)	WE	5000002063	10/9/2012	124.55
52500000	Misc Expense (O&M)	WE	5000002065	10/9/2012	241.68
52500000	Misc Expense (O&M)	RE	5000002068	10/9/2012	0.33
52500000	Misc Expense (O&M)	RE	5000002068	10/9/2012	(2.00)
52500000	Misc Expense (O&M)	RE	5000002069	10/9/2012	1.04
52503000	Advertising	KR	5000002070	10/9/2012	2,809.00
52527000	Directors Fees	ZF	5000002007	10/9/2012	50.00
52527000	Directors Fees	ZF	5000002008	10/9/2012	50.00
52527000	Directors Fees	ZF	5000002009	10/9/2012	50.00
52527000	Directors Fees	ZF	5000002010	10/9/2012	50.00
52527000	Directors Fees	ZF	5000002011	10/9/2012	50.00
52532000	Electricity	ZN	5000002016	10/9/2012	34.44
52532000	Electricity	ZN	5000002016	10/9/2012	21.22
52532000	Electricity	ZN	5000002016	10/9/2012	11.11
52532000	Electricity	ZN	5000002016	10/9/2012	45.60
52532000	Electricity	ZN	5000002016	10/9/2012	11.11
52532000	Electricity	ZN	5000002016	10/9/2012	108.06
52532000	Electricity	ZN	5000002016	10/9/2012	27.22
52532000	Electricity	ZN	5000002016	10/9/2012	29.63
52532000	Electricity	ZN	5000002016	10/9/2012	27.66
52532000	Electricity	ZN	5000002016	10/9/2012	5,972.19
52532000	Electricity	ZN	5000002016	10/9/2012	25.75
52532000	Electricity	ZN	5000002016	10/9/2012	1,086.82
52532000	Electricity	ZN	5000002016	10/9/2012	25.37
52546000	Grounds Keeping	KR	5000002043	10/9/2012	200.34
52548000	Heating Oil/Gas	ZN	5000002016	10/9/2012	256.78
52548000	Heating Oil/Gas	ZN	5000002016	10/9/2012	447.85
52548000	Heating Oil/Gas	ZN	5000002016	10/9/2012	59.70
52550000	Janitorial	WE	5000002061	10/9/2012	258.41
52550000	Janitorial	WE	5000002061	10/9/2012	29.76
52550000	Janitorial	WE	5000002061	10/9/2012	116.81
52550000	Janitorial	RE	5000002068	10/9/2012	0.56
52550000	Janitorial	RE	5000002068	10/9/2012	0.64
52550000	Janitorial	RE	5000002068	10/9/2012	0.19
52562000	Office Supplies	RE	5000002068	10/9/2012	0.28
52562500	Overnight Shippng	KR	5000002044	10/9/2012	168.14
52574000	Telephone	RE	5000002071	10/9/2012	(27,250.56)
53150000	Contr Svc-Other	KR	5000002042	10/9/2012	28.42
53150000	Contr Svc-Other	KR	5000002045	10/9/2012	503.50
53150000	Contr Svc-Other	KR	5000002045	10/9/2012	159.00
53150000	Contr Svc-Other	KR	5000002045	10/9/2012	31.80
53150000	Contr Svc-Other	KR	5000002045	10/9/2012	31.80
53150000	Contr Svc-Other	KR	5000002045	10/9/2012	31.80
53150000	Contr Svc-Other	KR	5000002045	10/9/2012	31.80
53150000	Contr Svc-Other	KR	5000002047	10/9/2012	133.95
57010000	Uncoll Accts Exp	ZA	9400000922	10/9/2012	(523.76)
57010000	Uncoll Accts Exp	ZA	9400000922	10/9/2012	(261.32)
72802100	CIAC Rcpt Non-SrvClr	DR	4000002267	10/9/2012	(2,386.00)
72802100	CIAC Rcpt Non-SrvClr	DR	4000002267	10/9/2012	(2,451.00)

## Kentucky American Water Company

Case No. 2012-00520

Response to PSC DR1, Item 31

Account	Description	Doc Type	Document Number	Posting Date	Amount
72802100	CIAC Rcpt Non-SrvClr	ZF	5000002012	10/9/2012	3,622.44
40111000	Res Sales Billed	ZA	9400000923	10/10/2012	327.32
40111000	Res Sales Billed	ZA	9400000923	10/10/2012	(2,745.63)
40121000	Com Sales Billed	ZA	9400000923	10/10/2012	(838.18)
40151000	Publ Auth Billed	ZA	9400000923	10/10/2012	(10,111.51)
40171000	Misc Sales Billed	ZA	9400000923	10/10/2012	86.52
50451000	Employee Awards	KR	5000002081	10/10/2012	287.82
50452000	Emp Physical Exams	KR	5000002080	10/10/2012	21.20
51520000	Fuel for Power Prod	KR	5000002084	10/10/2012	304.43
51520000	Fuel for Power Prod	KR	5000002085	10/10/2012	8,131.18
52000000	M&S Expense (O&M)	KR	5000002082	10/10/2012	703.92
52000000	M&S Expense (O&M)	KR	5000002082	10/10/2012	630.32
52000000	M&S Expense (O&M)	KR	5000002082	10/10/2012	241.02
52000000	M&S Expense (O&M)	KR	5000002082	10/10/2012	203.88
52000000	M&S Expense (O&M)	KR	5000002082	10/10/2012	156.93
52000000	M&S Expense (O&M)	KR	5000002082	10/10/2012	156.93
52000000	M&S Expense (O&M)	WA	5000002118	10/10/2012	23,911.44
52500000	Misc Expense (O&M)	KG	5000002083	10/10/2012	(224.97)
52500000	Misc Expense (O&M)	WE	5000002090	10/10/2012	41.65
52500000	Misc Expense (O&M)	WE	5000002090	10/10/2012	19.66
52500000	Misc Expense (O&M)	WE	5000002090	10/10/2012	27.45
52500000	Misc Expense (O&M)	WE	5000002090	10/10/2012	12.50
52500000	Misc Expense (O&M)	WE	5000002090	10/10/2012	46.17
52520000	Collection Agencies	SN	100001407	10/10/2012	(165.80)
52520000	Collection Agencies	KR	5000002124	10/10/2012	2,818.63
52520000	Collection Agencies	KR	5000002126	10/10/2012	2,663.52
52546000	Grounds Keeping	KR	5000002077	10/10/2012	53.00
52546000	Grounds Keeping	KR	5000002078	10/10/2012	444.14
52546000	Grounds Keeping	KR	5000002078	10/10/2012	53.00
52546000	Grounds Keeping	KR	5000002078	10/10/2012	21.20
52546000	Grounds Keeping	KR	5000002079	10/10/2012	53.00
52550000	Janitorial	WE	5000002090	10/10/2012	19.72
52550000	Janitorial	WE	5000002090	10/10/2012	27.48
52550000	Janitorial	WE	5000002090	10/10/2012	61.59
52550000	Janitorial	WE	5000002090	10/10/2012	20.61
52554500	Lab Supplies	WE	5000002110	10/10/2012	3,422.90
52554500	Lab Supplies	WE	5000002111	10/10/2012	174.79
52554500	Lab Supplies	WE	5000002112	10/10/2012	337.65
52554500	Lab Supplies	WE	5000002112	10/10/2012	320.54
52554500	Lab Supplies	WE	5000002112	10/10/2012	14.14
52554500	Lab Supplies	WE	5000002120	10/10/2012	124.44
52554500	Lab Supplies	WE	5000002121	10/10/2012	73.80
52554500	Lab Supplies	WE	5000002121	10/10/2012	39.01
52554500	Lab Supplies	WE	5000002122	10/10/2012	401.95
52554500	Lab Supplies	WE	5000002122	10/10/2012	474.88
52554500	Lab Supplies	WE	5000002122	10/10/2012	729.28
52562000	Office Supplies	WE	5000002090	10/10/2012	60.02
52562500	Overnight Shippng	KR	5000002074	10/10/2012	80.60
52578000	Trash Removal	KR	5000002075	10/10/2012	123.08
53150000	Contr Svc-Other	KR	5000002076	10/10/2012	445.20
62520700	Misc Main Pvg/Bckfll	WE	5000002087	10/10/2012	114.00
62520700	Misc Main Pvg/Bckfll	WE	5000002088	10/10/2012	387.41
62520700	Misc Main Pvg/Bckfll	WE	5000002089	10/10/2012	1,684.20



## Kentucky American Water Company

Case No. 2012-00520

Response to PSC DR1, Item 31

Account	Description	Doc Type	Document Number	Posting Date	Amount
62520700	Misc Main Pvg/Bckfll	WE	5000002091	10/10/2012	5,467.13
62520700	Misc Main Pvg/Bckfll	WE	5000002093	10/10/2012	278.00
62520700	Misc Main Pvg/Bckfll	WE	5000002094	10/10/2012	1,229.00
62520700	Misc Main Pvg/Bckfll	WE	5000002095	10/10/2012	10,870.84
62520700	Misc Main Pvg/Bckfll	WE	5000002096	10/10/2012	20,300.30
62520700	Misc Main Pvg/Bckfll	WE	5000002097	10/10/2012	3,836.93
62520700	Misc Main Pvg/Bckfll	WE	5000002098	10/10/2012	50.00
62520700	Misc Main Pvg/Bckfll	WE	5000002099	10/10/2012	250.80
62520700	Misc Main Pvg/Bckfll	WE	5000002100	10/10/2012	192.00
62520700	Misc Main Pvg/Bckfll	WE	5000002101	10/10/2012	1,000.00
62520700	Misc Main Pvg/Bckfll	WE	5000002102	10/10/2012	1,000.00
62520700	Misc Main Pvg/Bckfll	WE	5000002103	10/10/2012	1,000.00
62520700	Misc Main Pvg/Bckfll	WE	5000002104	10/10/2012	1,000.00
62520700	Misc Main Pvg/Bckfll	WE	5000002105	10/10/2012	1,000.00
62520700	Misc Main Pvg/Bckfll	WE	5000002106	10/10/2012	1,000.00
62520700	Misc Main Pvg/Bckfll	WE	5000002107	10/10/2012	1,000.00
62520700	Misc Main Pvg/Bckfll	WE	5000002108	10/10/2012	1,000.00
62520700	Misc Main Pvg/Bckfll	WE	5000002109	10/10/2012	1,000.00
68520000	Property Taxes	ZF	5000002119	10/10/2012	134.21
72802000	CIAC Rcpt Svcs Clrg	DR	4000002509	10/10/2012	(817.00)
72802000	CIAC Rcpt Svcs Clrg	DR	4000002514	10/10/2012	(817.00)
72802000	CIAC Rcpt Svcs Clrg	DR	4000002578	10/10/2012	(1,569.00)
72802000	CIAC Rcpt Svcs Clrg	DR	4000002584	10/10/2012	(3,537.00)
72802100	CIAC Rcpt Non-SrvClr	DR	4000002555	10/10/2012	(4,085.00)
72802100	CIAC Rcpt Non-SrvClr	DR	4000002590	10/10/2012	(817.00)
40111000	Res Sales Billed	ZA	9400000925	10/11/2012	(42.01)
40111000	Res Sales Billed	ZA	9400000925	10/11/2012	(13,177.10)
40111000	Res Sales Billed	ZA	9400000925	10/11/2012	(1,049.16)
40121000	Com Sales Billed	ZA	9400000925	10/11/2012	(431.69)
40121000	Com Sales Billed	ZA	9400000925	10/11/2012	(267.69)
40151000	Publ Auth Billed	ZA	9400000925	10/11/2012	(1,612.74)
40151000	Publ Auth Billed	ZA	9400000925	10/11/2012	79.31
40161000	Sls/Rsle Billed	ZA	9400000925	10/11/2012	(738.70)
40171000	Misc Sales Billed	DR	4000002519	10/11/2012	(3,000.00)
40221000	Com WW Svc Billed	ZA	9400000925	10/11/2012	(1,200.18)
40251000	PubAuth WW Billed	ZA	9400000925	10/11/2012	(395.75)
40310400	OthRev-NSF Ck Chrg	ZA	9400000925	10/11/2012	(72.00)
40310500	OthRev-Appl/InitFee	ZA	9400000925	10/11/2012	(130.00)
40310700	OthRev-Reconnct Fee	ZA	9400000925	10/11/2012	(26.00)
40310700	OthRev-Reconnct Fee	ZA	9400000925	10/11/2012	26.00
51510000	Purchased Power	ZN	5000002143	10/11/2012	697.40
51510000	Purchased Power	ZN	5000002143	10/11/2012	79.81
51510000	Purchased Power	ZN	5000002143	10/11/2012	27.31
51510000	Purchased Power	ZN	5000002143	10/11/2012	101.50
51510000	Purchased Power	ZN	5000002143	10/11/2012	5,666.54
51510000	Purchased Power	ZN	5000002143	10/11/2012	21.96
52000000	M&S Expense (O&M)	WA	5000002140	10/11/2012	40.76
52000000	M&S Expense (O&M)	WA	5000002141	10/11/2012	23.70
52000000	M&S Expense (O&M)	WA	5000002141	10/11/2012	409.00
52000000	M&S Expense (O&M)	WA	5000002141	10/11/2012	19.59
52000000	M&S Expense (O&M)	WA	5000002142	10/11/2012	8.04
52000000	M&S Expense (O&M)	WA	5000002142	10/11/2012	58.99
52000000	M&S Expense (O&M)	WA	5000002142	10/11/2012	27.30

## Kentucky American Water Company

Case No. 2012-00520

Response to PSC DR1, Item 31

Account	Description	Doc Type	Document Number	Posting Date	Amount
52000000	M&S Expense (O&M)	WA	5000002142	10/11/2012	40.76
52000000	M&S Expense (O&M)	WA	5000002142	10/11/2012	5.84
52500000	Misc Expense (O&M)	KR	5000002127	10/11/2012	1,120.37
52500000	Misc Expense (O&M)	KR	5000002127	10/11/2012	83.48
52500000	Misc Expense (O&M)	KR	5000002128	10/11/2012	1,377.95
52500000	Misc Expense (O&M)	KR	5000002128	10/11/2012	3.18
52500000	Misc Expense (O&M)	RE	5000002136	10/11/2012	(1,569.63)
52500000	Misc Expense (O&M)	WE	5000002144	10/11/2012	671.62
52532000	Electricity	ZN	5000002143	10/11/2012	33.62
52532000	Electricity	ZN	5000002143	10/11/2012	21.68
52532000	Electricity	ZN	5000002143	10/11/2012	35.29
52532000	Electricity	ZN	5000002143	10/11/2012	69.28
52548000	Heating Oil/Gas	ZN	5000002143	10/11/2012	31.70
52554500	Lab Supplies	WE	5000002132	10/11/2012	69.68
52554500	Lab Supplies	WE	5000002133	10/11/2012	218.78
52554500	Lab Supplies	WE	5000002134	10/11/2012	31.43
52554500	Lab Supplies	WE	5000002135	10/11/2012	80.98
53150000	Contr Svc-Other	SN	100001430	10/11/2012	(350.06)
53150000	Contr Svc-Other	KR	5000002129	10/11/2012	153.70
53150000	Contr Svc-Other	KR	5000002129	10/11/2012	15.37
53150000	Contr Svc-Other	KR	5000002145	10/11/2012	5,351.08
55000000	Transportation (O&M)	RE	5000002147	10/11/2012	(10.20)
72802000	CIAC Rcpt Svcs Clrg	DR	4000002336	10/11/2012	(644.00)
72802000	CIAC Rcpt Svcs Clrg	DR	4000002467	10/11/2012	(3,268.00)
72802000	CIAC Rcpt Svcs Clrg	DR	4000002485	10/11/2012	(817.00)
72802000	CIAC Rcpt Svcs Clrg	DR	4000002492	10/11/2012	(817.00)
72802000	CIAC Rcpt Svcs Clrg	DR	4000002497	10/11/2012	(817.00)
72802000	CIAC Rcpt Svcs Clrg	DR	4000002500	10/11/2012	(817.00)
72802000	CIAC Rcpt Svcs Clrg	DR	4000002502	10/11/2012	(817.00)
72802000	CIAC Rcpt Svcs Clrg	DR	4000002506	10/11/2012	(817.00)
72802000	CIAC Rcpt Svcs Clrg	DR	4000002512	10/11/2012	(817.00)
72802000	CIAC Rcpt Svcs Clrg	DR	4000002512	10/11/2012	(817.00)
72803000	Salvg/Scrap Rcpt Clr	DR	4000002477	10/11/2012	(2,736.00)
40111000	Res Sales Billed	ZA	9400000928	10/12/2012	(11,507.73)
40111000	Res Sales Billed	ZA	9400000928	10/12/2012	(13,529.86)
40111000	Res Sales Billed	ZA	9400000928	10/12/2012	(27.36)
40111000	Res Sales Billed	ZA	9400000928	10/12/2012	(132,703.83)
40121000	Com Sales Billed	ZA	9400000928	10/12/2012	(39.22)
40121000	Com Sales Billed	ZA	9400000928	10/12/2012	(3,206.89)
40121000	Com Sales Billed	ZA	9400000928	10/12/2012	(66,360.50)
40145000	Priv Fire Billed	ZA	9400000928	10/12/2012	(8,351.47)
40151000	Publ Auth Billed	ZA	9400000928	10/12/2012	(21.64)
40151000	Publ Auth Billed	ZA	9400000928	10/12/2012	(115.13)
40151000	Publ Auth Billed	ZA	9400000928	10/12/2012	(3,586.07)
40161000	Sls/Rsle Billed	ZA	9400000928	10/12/2012	(184.85)
40211000	Dom WW Svc Billed	ZA	9400000928	10/12/2012	(73.20)
40211000	Dom WW Svc Billed	ZA	9400000928	10/12/2012	(35.97)
40310400	OthRev-NSF Ck Chrg	ZA	9400000928	10/12/2012	(60.00)
40310500	OthRev-Appl/InitFee	ZA	9400000928	10/12/2012	(78.00)
40310500	OthRev-Appl/InitFee	ZA	9400000928	10/12/2012	(130.00)
40310500	OthRev-Appl/InitFee	ZA	9400000928	10/12/2012	(1,508.00)
40310700	OthRev-Reconnct Fee	ZA	9400000928	10/12/2012	(234.00)
40310700	OthRev-Reconnct Fee	ZA	9400000928	10/12/2012	(130.00)

Kentucky American Water Company  
Case No. 2012-00520  
Response to PSC DR1, Item 31

Account	Description	Doc Type	Document Number	Posting Date	Amount
51010000	Purchased Water	KR	5000002157	10/12/2012	8,006.35
52000000	M&S Expense (O&M)	SA	100001361	10/12/2012	(4,226.25)
52000000	M&S Expense (O&M)	SA	100001362	10/12/2012	(210.00)
52000000	M&S Expense (O&M)	WA	5000002169	10/12/2012	38.52
52000000	M&S Expense (O&M)	WA	5000002169	10/12/2012	40.28
52000000	M&S Expense (O&M)	WA	5000002170	10/12/2012	1,172.06
52000000	M&S Expense (O&M)	WA	5000002170	10/12/2012	21.20
52000000	M&S Expense (O&M)	WA	5000002170	10/12/2012	133.56
52000000	M&S Expense (O&M)	WA	5000002170	10/12/2012	457.92
52000000	M&S Expense (O&M)	WA	5000002170	10/12/2012	854.36
52000000	M&S Expense (O&M)	WA	5000002170	10/12/2012	30,862.72
52000000	M&S Expense (O&M)	WA	5000002170	10/12/2012	1,562.48
52000000	M&S Expense (O&M)	WA	5000002170	10/12/2012	142.57
52000000	M&S Expense (O&M)	WA	5000002170	10/12/2012	316.47
52000000	M&S Expense (O&M)	WA	5000002170	10/12/2012	201.07
52000000	M&S Expense (O&M)	WA	5000002170	10/12/2012	234.87
52000000	M&S Expense (O&M)	WA	5000002170	10/12/2012	1,145.54
52000000	M&S Expense (O&M)	WA	5000002170	10/12/2012	57.73
52000000	M&S Expense (O&M)	WA	5000002170	10/12/2012	151.91
52000000	M&S Expense (O&M)	WA	5000002170	10/12/2012	457.67
52000000	M&S Expense (O&M)	WA	5000002171	10/12/2012	162.66
52000000	M&S Expense (O&M)	WA	5000002171	10/12/2012	89.26
52000000	M&S Expense (O&M)	WA	5000002171	10/12/2012	95.89
52000000	M&S Expense (O&M)	WA	5000002171	10/12/2012	201.22
52000000	M&S Expense (O&M)	WA	5000002171	10/12/2012	413.30
52510000	Bank Svc Charges	KR	5000002162	10/12/2012	8,319.92
52534000	Employee Expenses	KA	5000002150	10/12/2012	(190.00)
52574100	Cell Phone	ZC	9400000924	10/12/2012	214.21
52578000	Trash Removal	KR	5000002156	10/12/2012	1,553.46
52583000	Water & WW	KR	5000002158	10/12/2012	42.22
53150000	Contr Svc-Other	WE	5000002164	10/12/2012	6,000.00
57010000	Uncoll Accts Exp	ZA	9400000928	10/12/2012	(78.38)
68543000	Othr Taxes &Licenses	ZF	5000002155	10/12/2012	179.49
68543000	Othr Taxes &Licenses	ZF	5000002161	10/12/2012	2,560.69
71521000	M&J Expenses	DR	4000002445	10/12/2012	(550.00)
72802000	CIAC Rcpt Svcs Clrg	DR	4000002481	10/12/2012	(100.00)
72802000	CIAC Rcpt Svcs Clrg	DR	4000002489	10/12/2012	(1,882.00)
72802000	CIAC Rcpt Svcs Clrg	DR	4000002521	10/12/2012	(625.00)
72802000	CIAC Rcpt Svcs Clrg	DR	4000002524	10/12/2012	(550.00)
72802100	CIAC Rcpt Non-SrvClr	DR	4000002472	10/12/2012	(817.00)
40111000	Res Sales Billed	ZA	9400000990	10/15/2012	(217,557.21)
40111000	Res Sales Billed	ZA	9400000990	10/15/2012	(293.82)
40111000	Res Sales Billed	ZA	9400000990	10/15/2012	7.95
40121000	Com Sales Billed	ZA	9400000990	10/15/2012	(92,351.71)
40145000	Priv Fire Billed	ZA	9400000990	10/15/2012	(5,921.35)
40151000	Publ Auth Billed	ZA	9400000990	10/15/2012	(461.43)
40171000	Misc Sales Billed	DR	4000002539	10/15/2012	(3,000.00)
40171000	Misc Sales Billed	ZA	9400000990	10/15/2012	(83.49)
40211000	Dom WW Svc Billed	ZA	9400000990	10/15/2012	(5.18)
40310400	OthRev-NSF Ck Chrg	ZA	9400000990	10/15/2012	(108.00)
40310500	OthRev-Appl/InitFee	ZA	9400000990	10/15/2012	(26.00)
40310500	OthRev-Appl/InitFee	ZA	9400000990	10/15/2012	(2,288.00)
40310700	OthRev-Reconnct Fee	ZA	9400000990	10/15/2012	(286.00)

## Kentucky American Water Company

Case No. 2012-00520

Response to PSC DR1, Item 31

Account	Description	Doc Type	Document Number	Posting Date	Amount
50450000	Other Welfare	SA	100001401	10/15/2012	1,050.00
51510000	Purchased Power	ZN	5000002178	10/15/2012	2,311.05
52000000	M&S Expense (O&M)	KR	5000002199	10/15/2012	39,472.00
52000000	M&S Expense (O&M)	KR	5000002199	10/15/2012	3,364.55
52000000	M&S Expense (O&M)	WA	5000002202	10/15/2012	38.18
52000000	M&S Expense (O&M)	WA	5000002203	10/15/2012	162.66
52000000	M&S Expense (O&M)	WA	5000002203	10/15/2012	44.63
52000000	M&S Expense (O&M)	WA	5000002203	10/15/2012	256.95
52000000	M&S Expense (O&M)	WA	5000002203	10/15/2012	97.79
52000000	M&S Expense (O&M)	WA	5000002203	10/15/2012	57.43
52500000	Misc Expense (O&M)	WE	5000002175	10/15/2012	2,433.76
52500000	Misc Expense (O&M)	WE	5000002176	10/15/2012	2,433.76
52532000	Electricity	ZN	5000002178	10/15/2012	20.08
52532000	Electricity	ZN	5000002178	10/15/2012	20.26
52532000	Electricity	ZN	5000002178	10/15/2012	150.04
52562000	Office Supplies	WE	5000002185	10/15/2012	19.59
52562000	Office Supplies	WE	5000002185	10/15/2012	17.59
52562000	Office Supplies	WE	5000002185	10/15/2012	250.84
52562000	Office Supplies	WE	5000002187	10/15/2012	24.65
52574000	Telephone	ZC	9400000926	10/15/2012	21.36
52574000	Telephone	ZC	9400000927	10/15/2012	4.25
52574000	Telephone	ZC	9400000927	10/15/2012	205.70
52574000	Telephone	ZC	9400000927	10/15/2012	176.05
52574000	Telephone	ZC	9400000927	10/15/2012	4.85
52574000	Telephone	ZC	9400000927	10/15/2012	98.00
52574100	Cell Phone	ZC	9400000926	10/15/2012	70.10
52574100	Cell Phone	ZC	9400000926	10/15/2012	122.06
52574100	Cell Phone	ZC	9400000926	10/15/2012	280.20
52574100	Cell Phone	ZC	9400000926	10/15/2012	14.95
52574100	Cell Phone	ZC	9400000926	10/15/2012	40.00
52574100	Cell Phone	ZC	9400000926	10/15/2012	74.00
52574100	Cell Phone	ZC	9400000926	10/15/2012	14.95
52574100	Cell Phone	ZC	9400000927	10/15/2012	1,034.32
52574100	Cell Phone	ZC	9400000927	10/15/2012	91.39
52574100	Cell Phone	ZC	9400000927	10/15/2012	67.93
52574100	Cell Phone	ZC	9400000927	10/15/2012	76.13
52574100	Cell Phone	ZC	9400000927	10/15/2012	76.78
52574100	Cell Phone	ZC	9400000927	10/15/2012	476.53
52574100	Cell Phone	ZC	9400000927	10/15/2012	278.85
52574100	Cell Phone	ZC	9400000927	10/15/2012	64.63
52574100	Cell Phone	ZC	9400000927	10/15/2012	172.61
52574100	Cell Phone	ZC	9400000927	10/15/2012	44.51
52574100	Cell Phone	ZC	9400000927	10/15/2012	475.23
52574100	Cell Phone	ZC	9400000927	10/15/2012	325.79
52574100	Cell Phone	ZC	9400000927	10/15/2012	2,081.25
52585000	Discounts Available	ZP	3000003634	10/15/2012	(0.56)
52585000	Discounts Available	ZP	3000003643	10/15/2012	(166.69)
52586000	PO Small Differences	RE	5000002173	10/15/2012	90.26
53150000	Contr Svc-Other	WE	5000002180	10/15/2012	536.32
53150000	Contr Svc-Other	WE	5000002181	10/15/2012	(536.32)
53150000	Contr Svc-Other	WE	5000002182	10/15/2012	536.32
53150000	Contr Svc-Other	KR	5000002193	10/15/2012	1,855.00
53150000	Contr Svc-Other	KR	5000002201	10/15/2012	83.45

## Kentucky American Water Company

Case No. 2012-00520

Response to PSC DR1, Item 31

Account	Description	Doc Type	Document Number	Posting Date	Amount
53152000	Contr Svc-Lab Testng	KR	5000002192	10/15/2012	977.32
55010300	Trans Lease Maint	KR	5000002200	10/15/2012	572.40
55010300	Trans Lease Maint	KR	5000002200	10/15/2012	93.28
55010300	Trans Lease Maint	KR	5000002200	10/15/2012	93.28
57010000	Uncoll Accts Exp	ZA	9400000990	10/15/2012	(211.91)
62520700	Misc Main Pvg/Bckfll	WE	5000002183	10/15/2012	(3,495.00)
62520700	Misc Main Pvg/Bckfll	WE	5000002184	10/15/2012	3,500.00
69063000	Def FIT-RegAsst/Liab	SI	9600000062	10/15/2012	37,714.41
69063000	Def FIT-RegAsst/Liab	SI	9600000063	10/15/2012	(300.91)
69063000	Def FIT-RegAsst/Liab	SI	9600000064	10/15/2012	2,158.75
69063000	Def FIT-RegAsst/Liab	SI	9600000064	10/15/2012	(11,029.58)
69063000	Def FIT-RegAsst/Liab	SI	9600000065	10/15/2012	(365.33)
69063000	Def FIT-RegAsst/Liab	SI	9600000066	10/15/2012	(2,750.67)
69063000	Def FIT-RegAsst/Liab	SI	9600000067	10/15/2012	(1,698.65)
69073000	Def SIT-RegAsst/Liab	SI	9600000062	10/15/2012	6,878.01
69073000	Def SIT-RegAsst/Liab	SI	9600000063	10/15/2012	(54.92)
69073000	Def SIT-RegAsst/Liab	SI	9600000064	10/15/2012	137.75
69073000	Def SIT-RegAsst/Liab	SI	9600000064	10/15/2012	(704.00)
69073000	Def SIT-RegAsst/Liab	SI	9600000065	10/15/2012	(66.67)
69073000	Def SIT-RegAsst/Liab	SI	9600000066	10/15/2012	(501.66)
69073000	Def SIT-RegAsst/Liab	SI	9600000067	10/15/2012	(309.68)
69073000	Def SIT-RegAsst/Liab	SI	9600000068	10/15/2012	(2,199.61)
69073000	Def SIT-RegAsst/Liab	SI	9600000069	10/15/2012	(1,857.42)
69522000	ITC Restored-3%	SI	9600000065	10/15/2012	(637.67)
69523000	ITC Restored-4%	SI	9600000063	10/15/2012	(525.42)
69524000	ITC Restored-10%	SI	9600000066	10/15/2012	(5,903.33)
72802100	CIAC Rcpt Non-SrvClr	DR	4000002531	10/15/2012	(817.00)
72802100	CIAC Rcpt Non-SrvClr	DR	4000002535	10/15/2012	(817.00)
72802100	CIAC Rcpt Non-SrvClr	DR	4000002535	10/15/2012	(817.00)
72802100	CIAC Rcpt Non-SrvClr	DR	4000002537	10/15/2012	(817.00)
40111000	Res Sales Billed	ZA	9400000992	10/16/2012	(5.46)
40111000	Res Sales Billed	ZA	9400000992	10/16/2012	(243.99)
40111000	Res Sales Billed	ZA	9400000992	10/16/2012	(114,536.45)
40121000	Com Sales Billed	ZA	9400000992	10/16/2012	(58,210.66)
40131000	Ind Sales Billed	ZA	9400000992	10/16/2012	(5,673.14)
40145000	Priv Fire Billed	ZA	9400000992	10/16/2012	(4,542.86)
40151000	Publ Auth Billed	ZA	9400000992	10/16/2012	(8,971.99)
40171000	Misc Sales Billed	ZA	9400000992	10/16/2012	(1,183.15)
40310400	OthRev-NSF Ck Chrg	ZA	9400000992	10/16/2012	(48.00)
40310500	OthRev-Appl/InitFee	ZA	9400000992	10/16/2012	(26.00)
40310500	OthRev-Appl/InitFee	ZA	9400000992	10/16/2012	(26.00)
40310500	OthRev-Appl/InitFee	ZA	9400000992	10/16/2012	(2,080.00)
40310700	OthRev-Reconnct Fee	ZA	9400000992	10/16/2012	(26.00)
40310700	OthRev-Reconnct Fee	ZA	9400000992	10/16/2012	(234.00)
51010000	Purchased Water	KR	5000002225	10/16/2012	3,743.98
51510000	Purchased Power	ZF	5000002166	10/16/2012	6,380.62
51510000	Purchased Power	ZF	5000002166	10/16/2012	870.08
51510000	Purchased Power	ZF	5000002194	10/16/2012	3,190.31
51510000	Purchased Power	ZF	5000002194	10/16/2012	435.04
51510000	Purchased Power	ZN	5000002230	10/16/2012	40.48
51510000	Purchased Power	ZN	5000002230	10/16/2012	624.31
51510000	Purchased Power	ZN	5000002230	10/16/2012	44.81
51510000	Purchased Power	ZN	5000002230	10/16/2012	44.19

## Kentucky American Water Company

Case No. 2012-00520

Response to PSC DR1, Item 31

Account	Description	Doc Type	Document Number	Posting Date	Amount
51510000	Purchased Power	ZN	5000002230	10/16/2012	1,842.16
51510000	Purchased Power	ZN	5000002230	10/16/2012	62.93
51510000	Purchased Power	ZN	5000002230	10/16/2012	42.35
51510000	Purchased Power	ZN	5000002230	10/16/2012	64,198.59
52000000	M&S Expense (O&M)	WA	5000002209	10/16/2012	47,822.87
52000000	M&S Expense (O&M)	KR	5000002216	10/16/2012	1,163.88
52000000	M&S Expense (O&M)	KR	5000002216	10/16/2012	1,163.88
52000000	M&S Expense (O&M)	KR	5000002216	10/16/2012	1,163.88
52000000	M&S Expense (O&M)	KR	5000002216	10/16/2012	1,163.88
52000000	M&S Expense (O&M)	KR	5000002216	10/16/2012	1,163.88
52000000	M&S Expense (O&M)	KR	5000002227	10/16/2012	784.25
52000000	M&S Expense (O&M)	KR	5000002227	10/16/2012	11.13
52500000	Misc Expense (O&M)	WE	5000002206	10/16/2012	763.20
52500000	Misc Expense (O&M)	WE	5000002207	10/16/2012	763.91
52500000	Misc Expense (O&M)	WE	5000002223	10/16/2012	2,196.32
52500000	Misc Expense (O&M)	WE	5000002223	10/16/2012	2,196.32
52532000	Electricity	ZN	5000002230	10/16/2012	116.32
52532000	Electricity	ZN	5000002230	10/16/2012	50.39
52532000	Electricity	ZN	5000002230	10/16/2012	50.07
52532000	Electricity	ZN	5000002230	10/16/2012	28.17
52532000	Electricity	ZN	5000002230	10/16/2012	20.42
52532000	Electricity	ZN	5000002230	10/16/2012	20.26
52532000	Electricity	ZN	5000002230	10/16/2012	49.02
52532000	Electricity	ZN	5000002230	10/16/2012	19.51
52532000	Electricity	ZN	5000002230	10/16/2012	31.91
52548000	Heating Oil/Gas	ZN	5000002230	10/16/2012	9.22
52549000	Injuries and Damages	ZF	5000002210	10/16/2012	249.52
52554500	Lab Supplies	KR	5000002229	10/16/2012	135.68
52562000	Office Supplies	RE	5000002205	10/16/2012	(0.01)
52562500	Overnight Shippng	KR	5000002208	10/16/2012	7.51
52574000	Telephone	ZC	9400000991	10/16/2012	331.55
52574000	Telephone	ZC	9400000991	10/16/2012	61.78
52574000	Telephone	ZC	9400000991	10/16/2012	119.87
52574000	Telephone	ZC	9400000991	10/16/2012	46.68
52574000	Telephone	ZC	9400000991	10/16/2012	20.25
52574000	Telephone	ZC	9400000991	10/16/2012	1,117.70
52574000	Telephone	ZC	9400000991	10/16/2012	2,046.65
52574000	Telephone	ZC	9400000991	10/16/2012	151.24
52574000	Telephone	ZC	9400000991	10/16/2012	797.55
52574000	Telephone	ZC	9400000991	10/16/2012	77.48
52574000	Telephone	ZC	9400000991	10/16/2012	53.40
52574100	Cell Phone	ZC	9400000991	10/16/2012	92.10
53150000	Contr Svc-Other	KR	5000002211	10/16/2012	1,448.17
53150000	Contr Svc-Other	KR	5000002211	10/16/2012	1,009.33
53150000	Contr Svc-Other	KR	5000002211	10/16/2012	789.91
53150000	Contr Svc-Other	KR	5000002211	10/16/2012	380.33
53150000	Contr Svc-Other	KR	5000002211	10/16/2012	336.44
53150000	Contr Svc-Other	KR	5000002211	10/16/2012	277.93
53150000	Contr Svc-Other	KR	5000002211	10/16/2012	146.28
53150000	Contr Svc-Other	KR	5000002211	10/16/2012	117.02
53150000	Contr Svc-Other	KR	5000002212	10/16/2012	4,420.52
53150000	Contr Svc-Other	KR	5000002212	10/16/2012	870.37
53150000	Contr Svc-Other	KR	5000002212	10/16/2012	339.20

## Kentucky American Water Company

Case No. 2012-00520

Response to PSC DR1, Item 31

Account	Description	Doc Type	Document Number	Posting Date	Amount
53150000	Contr Svc-Other	KR	5000002213	10/16/2012	6,684.78
53150000	Contr Svc-Other	KR	5000002213	10/16/2012	1,485.38
53150000	Contr Svc-Other	KR	5000002213	10/16/2012	1,477.43
53150000	Contr Svc-Other	KR	5000002213	10/16/2012	1,016.96
53150000	Contr Svc-Other	KR	5000002213	10/16/2012	190.80
53150000	Contr Svc-Other	KR	5000002213	10/16/2012	63.60
53150000	Contr Svc-Other	WE	5000002222	10/16/2012	21,332.00
53150000	Contr Svc-Other	KR	5000002226	10/16/2012	1,203.98
57010000	Uncoll Accts Exp	ZA	9400000992	10/16/2012	(213.65)
62520700	Misc Main Pvg/Bckfill	KR	5000002228	10/16/2012	13,501.22
68520100	Tax Discounts	ZF	5000002166	10/16/2012	(1,500.00)
68520100	Tax Discounts	ZF	5000002166	10/16/2012	(0.04)
72802100	CIAC Rcpt Non-SrvClr	DR	4000002594	10/16/2012	(3,268.00)
40111000	Res Sales Billed	ZA	9400000993	10/17/2012	(73.87)
40111000	Res Sales Billed	ZA	9400000993	10/17/2012	(336.57)
40111000	Res Sales Billed	ZA	9400000993	10/17/2012	(130,259.61)
40121000	Com Sales Billed	ZA	9400000993	10/17/2012	(59,049.90)
40131000	Ind Sales Billed	ZA	9400000993	10/17/2012	(7,655.85)
40145000	Priv Fire Billed	ZA	9400000993	10/17/2012	(4,771.20)
40151000	Publ Auth Billed	ZA	9400000993	10/17/2012	(8,277.73)
40211000	Dom WW Svc Billed	ZA	9400000993	10/17/2012	(7.48)
40310400	OthRev-NSF Ck Chrg	ZA	9400000993	10/17/2012	(84.00)
40310500	OthRev-Appl/InitFee	ZA	9400000993	10/17/2012	(26.00)
40310500	OthRev-Appl/InitFee	ZA	9400000993	10/17/2012	(2,886.00)
40310700	OthRev-Reconnct Fee	ZA	9400000993	10/17/2012	(546.00)
50109900	Labor Cap Credits	UZ	2000000265	10/17/2012	(601.68)
50109900	Labor Cap Credits	UZ	2000000266	10/17/2012	(2,481.48)
50109900	Labor Cap Credits	UZ	2000000265	10/17/2012	2,892.16
50109900	Labor Cap Credits	UZ	2000000266	10/17/2012	(1,944.00)
50109900	Labor Cap Credits	UZ	2000000266	10/17/2012	(1,788.48)
50109900	Labor Cap Credits	UZ	2000000266	10/17/2012	(4,739.10)
50109900	Labor Cap Credits	UZ	2000000266	10/17/2012	582.24
50109900	Labor Cap Credits	UZ	2000000265	10/17/2012	1,564.65
50109900	Labor Cap Credits	UZ	2000000266	10/17/2012	538.56
50109900	Labor Cap Credits	UZ	2000000266	10/17/2012	416.74
50109900	Labor Cap Credits	UZ	2000000266	10/17/2012	538.56
50109900	Labor Cap Credits	UZ	2000000266	10/17/2012	(311.89)
50109900	Labor Cap Credits	UZ	2000000265	10/17/2012	97.04
50109900	Labor Cap Credits	UZ	2000000266	10/17/2012	(172.24)
50109900	Labor Cap Credits	UZ	2000000265	10/17/2012	481.74
50109900	Labor Cap Credits	UZ	2000000266	10/17/2012	184.56
50109900	Labor Cap Credits	UZ	2000000266	10/17/2012	(526.47)
50109900	Labor Cap Credits	UZ	2000000265	10/17/2012	656.25
50109900	Labor Cap Credits	UZ	2000000265	10/17/2012	(375.00)
50109900	Labor Cap Credits	UZ	2000000265	10/17/2012	(896.73)
50109900	Labor Cap Credits	UZ	2000000265	10/17/2012	(91.68)
50109900	Labor Cap Credits	UZ	2000000266	10/17/2012	641.76
50109900	Labor Cap Credits	UZ	2000000265	10/17/2012	(1,909.23)
50109900	Labor Cap Credits	UZ	2000000266	10/17/2012	481.32
50109900	Labor Cap Credits	UZ	2000000265	10/17/2012	(3,754.28)
50109900	Labor Cap Credits	UZ	2000000266	10/17/2012	320.88
50109900	Labor Cap Credits	UZ	2000000265	10/17/2012	125.81
50109900	Labor Cap Credits	UZ	2000000266	10/17/2012	(169.38)

## Kentucky American Water Company

Case No. 2012-00520

Response to PSC DR1, Item 31

Account	Description	Doc Type	Document Number	Posting Date	Amount
50109900	Labor Cap Credits	UZ	2000000265	10/17/2012	2,130.48
50109900	Labor Cap Credits	UZ	2000000266	10/17/2012	(1,539.30)
50109900	Labor Cap Credits	UZ	2000000266	10/17/2012	(2,472.59)
50109900	Labor Cap Credits	UZ	2000000266	10/17/2012	1,658.07
50109900	Labor Cap Credits	UZ	2000000266	10/17/2012	(1,296.25)
50109900	Labor Cap Credits	UZ	2000000265	10/17/2012	(3,657.95)
50109900	Labor Cap Credits	UZ	2000000266	10/17/2012	2,522.61
50109900	Labor Cap Credits	UZ	2000000265	10/17/2012	469.07
50109900	Labor Cap Credits	UZ	2000000265	10/17/2012	(367.49)
50109900	Labor Cap Credits	UZ	2000000265	10/17/2012	(284.54)
50109900	Labor Cap Credits	UZ	2000000266	10/17/2012	382.41
50109900	Labor Cap Credits	UZ	2000000266	10/17/2012	(3,726.78)
50109900	Labor Cap Credits	UZ	2000000266	10/17/2012	1,229.40
50109900	Labor Cap Credits	UZ	2000000265	10/17/2012	(111.18)
50109900	Labor Cap Credits	UZ	2000000265	10/17/2012	1,900.77
50109900	Labor Cap Credits	UZ	2000000266	10/17/2012	(11,530.19)
50109900	Labor Cap Credits	UZ	2000000266	10/17/2012	545.40
50109900	Labor Cap Credits	UZ	2000000266	10/17/2012	(3,187.88)
50109900	Labor Cap Credits	UZ	2000000266	10/17/2012	(35.43)
50109900	Labor Cap Credits	UZ	2000000265	10/17/2012	1,569.63
50109900	Labor Cap Credits	UZ	2000000266	10/17/2012	(7,654.02)
50109900	Labor Cap Credits	UZ	2000000265	10/17/2012	(166.77)
50109900	Labor Cap Credits	UZ	2000000266	10/17/2012	(47.24)
50109900	Labor Cap Credits	UZ	2000000265	10/17/2012	1,485.40
50109900	Labor Cap Credits	UZ	2000000266	10/17/2012	(16,076.94)
50109900	Labor Cap Credits	UZ	2000000265	10/17/2012	(2,959.04)
50109900	Labor Cap Credits	UZ	2000000266	10/17/2012	3,529.05
50109900	Labor Cap Credits	UZ	2000000266	10/17/2012	(632.44)
50109900	Labor Cap Credits	UZ	2000000265	10/17/2012	(2,359.96)
50109900	Labor Cap Credits	UZ	2000000266	10/17/2012	773.76
50109900	Labor Cap Credits	UZ	2000000266	10/17/2012	(132.96)
50109900	Labor Cap Credits	UZ	2000000265	10/17/2012	(6,909.26)
50109900	Labor Cap Credits	UZ	2000000266	10/17/2012	3,581.64
50109900	Labor Cap Credits	UZ	2000000266	10/17/2012	(442.23)
50109900	Labor Cap Credits	UZ	2000000266	10/17/2012	88.72
50109900	Labor Cap Credits	UZ	2000000265	10/17/2012	(381.25)
50109900	Labor Cap Credits	UZ	2000000265	10/17/2012	(683.43)
50109900	Labor Cap Credits	UZ	2000000265	10/17/2012	(3,337.14)
50109900	Labor Cap Credits	UZ	2000000265	10/17/2012	1,326.71
50109900	Labor Cap Credits	UZ	2000000266	10/17/2012	(616.63)
50109900	Labor Cap Credits	UZ	2000000266	10/17/2012	124.86
50109900	Labor Cap Credits	UZ	2000000265	10/17/2012	(95.73)
50109900	Labor Cap Credits	UZ	2000000265	10/17/2012	41.62
50109900	Labor Cap Credits	UZ	2000000265	10/17/2012	(166.48)
50109900	Labor Cap Credits	UZ	2000000265	10/17/2012	967.20
50109900	Labor Cap Credits	UZ	2000000266	10/17/2012	(3,027.33)
50109900	Labor Cap Credits	UZ	2000000266	10/17/2012	(382.90)
50119900	LaborNSOT CapCredits	UZ	2000000265	10/17/2012	(529.59)
50119900	LaborNSOT CapCredits	UZ	2000000265	10/17/2012	(204.75)
50119900	LaborNSOT CapCredits	UZ	2000000266	10/17/2012	(1,435.52)
50119900	LaborNSOT CapCredits	UZ	2000000265	10/17/2012	(413.69)
50119900	LaborNSOT CapCredits	UZ	2000000266	10/17/2012	(229.74)
50119900	LaborNSOT CapCredits	UZ	2000000265	10/17/2012	(40.91)



Kentucky American Water Company  
Case No. 2012-00520  
Response to PSC DR1, Item 31

Account	Description	Doc Type	Document Number	Posting Date	Amount
50119900	LaborNSOT CapCredits	UZ	2000000265	10/17/2012	(529.88)
50119900	LaborNSOT CapCredits	UZ	2000000265	10/17/2012	(797.72)
50119900	LaborNSOT CapCredits	UZ	2000000265	10/17/2012	(435.12)
50119900	LaborNSOT CapCredits	UZ	2000000266	10/17/2012	(330.89)
50119900	LaborNSOT CapCredits	UZ	2000000265	10/17/2012	(102.28)
50119900	LaborNSOT CapCredits	UZ	2000000266	10/17/2012	(1,757.36)
50421100	401k Exp Cap Credits	UZ	2000000265	10/17/2012	(24.06)
50421100	401k Exp Cap Credits	UZ	2000000266	10/17/2012	(62.04)
50421100	401k Exp Cap Credits	UZ	2000000265	10/17/2012	(48.61)
50421100	401k Exp Cap Credits	UZ	2000000266	10/17/2012	58.52
50421100	401k Exp Cap Credits	UZ	2000000266	10/17/2012	(44.70)
50421100	401k Exp Cap Credits	UZ	2000000266	10/17/2012	(113.78)
50421100	401k Exp Cap Credits	UZ	2000000265	10/17/2012	39.12
50421100	401k Exp Cap Credits	UZ	2000000266	10/17/2012	1.73
50421100	401k Exp Cap Credits	UZ	2000000266	10/17/2012	6.07
50421100	401k Exp Cap Credits	UZ	2000000265	10/17/2012	(8.34)
50421100	401k Exp Cap Credits	UZ	2000000265	10/17/2012	1.72
50421100	401k Exp Cap Credits	UZ	2000000266	10/17/2012	(0.86)
50421100	401k Exp Cap Credits	UZ	2000000265	10/17/2012	12.21
50421100	401k Exp Cap Credits	UZ	2000000266	10/17/2012	7.38
50421100	401k Exp Cap Credits	UZ	2000000265	10/17/2012	(21.07)
50421100	401k Exp Cap Credits	UZ	2000000265	10/17/2012	(15.00)
50421100	401k Exp Cap Credits	UZ	2000000265	10/17/2012	26.25
50421100	401k Exp Cap Credits	UZ	2000000266	10/17/2012	(35.88)
50421100	401k Exp Cap Credits	UZ	2000000266	10/17/2012	(2.30)
50421100	401k Exp Cap Credits	UZ	2000000265	10/17/2012	25.68
50421100	401k Exp Cap Credits	UZ	2000000266	10/17/2012	19.26
50421100	401k Exp Cap Credits	UZ	2000000266	10/17/2012	(65.26)
50421100	401k Exp Cap Credits	UZ	2000000266	10/17/2012	12.84
50421100	401k Exp Cap Credits	UZ	2000000266	10/17/2012	(120.63)
50421100	401k Exp Cap Credits	UZ	2000000266	10/17/2012	(6.76)
50421100	401k Exp Cap Credits	UZ	2000000265	10/17/2012	65.46
50421100	401k Exp Cap Credits	UZ	2000000266	10/17/2012	(66.94)
50421100	401k Exp Cap Credits	UZ	2000000265	10/17/2012	(96.82)
50421100	401k Exp Cap Credits	UZ	2000000265	10/17/2012	(32.90)
50421100	401k Exp Cap Credits	UZ	2000000265	10/17/2012	(131.26)
50421100	401k Exp Cap Credits	UZ	2000000265	10/17/2012	69.54
50421100	401k Exp Cap Credits	UZ	2000000265	10/17/2012	16.51
50421100	401k Exp Cap Credits	UZ	2000000265	10/17/2012	(7.22)
50421100	401k Exp Cap Credits	UZ	2000000265	10/17/2012	(4.71)
50421100	401k Exp Cap Credits	UZ	2000000266	10/17/2012	13.41
50421100	401k Exp Cap Credits	UZ	2000000265	10/17/2012	20.52
50421100	401k Exp Cap Credits	UZ	2000000266	10/17/2012	(0.53)
50421100	401k Exp Cap Credits	UZ	2000000265	10/17/2012	(3.34)
50421100	401k Exp Cap Credits	UZ	2000000265	10/17/2012	(286.89)
50421100	401k Exp Cap Credits	UZ	2000000266	10/17/2012	54.93
50421100	401k Exp Cap Credits	UZ	2000000266	10/17/2012	(1.06)
50421100	401k Exp Cap Credits	UZ	2000000266	10/17/2012	40.18
50421100	401k Exp Cap Credits	UZ	2000000266	10/17/2012	(199.44)
50421100	401k Exp Cap Credits	UZ	2000000266	10/17/2012	(1.42)
50421100	401k Exp Cap Credits	UZ	2000000266	10/17/2012	34.29
50421100	401k Exp Cap Credits	UZ	2000000266	10/17/2012	(193.75)
50421100	401k Exp Cap Credits	UZ	2000000265	10/17/2012	7.25

## Kentucky American Water Company

Case No. 2012-00520

Response to PSC DR1, Item 31

Account	Description	Doc Type	Document Number	Posting Date	Amount
50421100	401k Exp Cap Credits	UZ	2000000265	10/17/2012	(4.47)
50421100	401k Exp Cap Credits	UZ	2000000265	10/17/2012	(58.95)
50421100	401k Exp Cap Credits	UZ	2000000266	10/17/2012	19.32
50421100	401k Exp Cap Credits	UZ	2000000266	10/17/2012	141.93
50421100	401k Exp Cap Credits	UZ	2000000266	10/17/2012	(342.29)
50421100	401k Exp Cap Credits	UZ	2000000265	10/17/2012	(13.31)
50421100	401k Exp Cap Credits	UZ	2000000266	10/17/2012	2.22
50421100	401k Exp Cap Credits	UZ	2000000266	10/17/2012	(15.25)
50421100	401k Exp Cap Credits	UZ	2000000265	10/17/2012	(45.65)
50421100	401k Exp Cap Credits	UZ	2000000265	10/17/2012	(111.39)
50421100	401k Exp Cap Credits	UZ	2000000266	10/17/2012	10.81
50421100	401k Exp Cap Credits	UZ	2000000266	10/17/2012	1.62
50421100	401k Exp Cap Credits	UZ	2000000266	10/17/2012	(6.21)
50421100	401k Exp Cap Credits	UZ	2000000266	10/17/2012	(1.24)
50421100	401k Exp Cap Credits	UZ	2000000266	10/17/2012	0.54
50421100	401k Exp Cap Credits	UZ	2000000265	10/17/2012	(2.16)
50421100	401k Exp Cap Credits	UZ	2000000266	10/17/2012	24.20
50421100	401k Exp Cap Credits	UZ	2000000266	10/17/2012	(75.70)
50421100	401k Exp Cap Credits	UZ	2000000265	10/17/2012	(4.97)
50422100	DCP Exp Cap Credits	UZ	2000000266	10/17/2012	(31.58)
50422100	DCP Exp Cap Credits	UZ	2000000265	10/17/2012	(29.64)
50422100	DCP Exp Cap Credits	UZ	2000000265	10/17/2012	9.20
50422100	DCP Exp Cap Credits	UZ	2000000265	10/17/2012	(11.85)
50422100	DCP Exp Cap Credits	UZ	2000000266	10/17/2012	9.36
50422100	DCP Exp Cap Credits	UZ	2000000266	10/17/2012	9.69
50422100	DCP Exp Cap Credits	UZ	2000000265	10/17/2012	(27.62)
50422100	DCP Exp Cap Credits	UZ	2000000265	10/17/2012	(47.09)
50422100	DCP Exp Cap Credits	UZ	2000000266	10/17/2012	34.45
50422100	DCP Exp Cap Credits	UZ	2000000266	10/17/2012	(19.69)
50422100	DCP Exp Cap Credits	UZ	2000000266	10/17/2012	33.70
50422100	DCP Exp Cap Credits	UZ	2000000266	10/17/2012	(100.23)
50422100	DCP Exp Cap Credits	UZ	2000000266	10/17/2012	25.27
50422100	DCP Exp Cap Credits	UZ	2000000265	10/17/2012	16.85
50422100	DCP Exp Cap Credits	UZ	2000000266	10/17/2012	(197.09)
50422100	DCP Exp Cap Credits	UZ	2000000265	10/17/2012	6.60
50422100	DCP Exp Cap Credits	UZ	2000000265	10/17/2012	(20.90)
50422100	DCP Exp Cap Credits	UZ	2000000265	10/17/2012	89.64
50422100	DCP Exp Cap Credits	UZ	2000000265	10/17/2012	(91.57)
50422100	DCP Exp Cap Credits	UZ	2000000265	10/17/2012	(115.77)
50422100	DCP Exp Cap Credits	UZ	2000000265	10/17/2012	86.57
50422100	DCP Exp Cap Credits	UZ	2000000265	10/17/2012	(5.08)
50422100	DCP Exp Cap Credits	UZ	2000000265	10/17/2012	(116.93)
50422100	DCP Exp Cap Credits	UZ	2000000265	10/17/2012	105.87
50422100	DCP Exp Cap Credits	UZ	2000000266	10/17/2012	24.26
50422100	DCP Exp Cap Credits	UZ	2000000266	10/17/2012	(12.63)
50422100	DCP Exp Cap Credits	UZ	2000000265	10/17/2012	(8.05)
50422100	DCP Exp Cap Credits	UZ	2000000265	10/17/2012	19.77
50422100	DCP Exp Cap Credits	UZ	2000000266	10/17/2012	35.90
50422100	DCP Exp Cap Credits	UZ	2000000266	10/17/2012	(6.70)
50422100	DCP Exp Cap Credits	UZ	2000000266	10/17/2012	(5.84)
50422100	DCP Exp Cap Credits	UZ	2000000265	10/17/2012	26.06
50422100	DCP Exp Cap Credits	UZ	2000000266	10/17/2012	(308.77)
50422100	DCP Exp Cap Credits	UZ	2000000266	10/17/2012	(1.86)

Kentucky American Water Company  
Case No. 2012-00520  
Response to PSC DR1, Item 31

Account	Description	Doc Type	Document Number	Posting Date	Amount
50422100	DCP Exp Cap Credits	UZ	2000000265	10/17/2012	17.25
50422100	DCP Exp Cap Credits	UZ	2000000266	10/17/2012	(200.82)
50422100	DCP Exp Cap Credits	UZ	2000000265	10/17/2012	(8.60)
50422100	DCP Exp Cap Credits	UZ	2000000265	10/17/2012	(2.48)
50422100	DCP Exp Cap Credits	UZ	2000000265	10/17/2012	(184.66)
50422100	DCP Exp Cap Credits	UZ	2000000266	10/17/2012	36.32
50422100	DCP Exp Cap Credits	UZ	2000000266	10/17/2012	(15.23)
50422100	DCP Exp Cap Credits	UZ	2000000266	10/17/2012	48.24
50422100	DCP Exp Cap Credits	UZ	2000000266	10/17/2012	(50.57)
50422100	DCP Exp Cap Credits	UZ	2000000266	10/17/2012	183.38
50422100	DCP Exp Cap Credits	UZ	2000000266	10/17/2012	(439.64)
50422100	DCP Exp Cap Credits	UZ	2000000266	10/17/2012	(7.84)
50422100	DCP Exp Cap Credits	UZ	2000000266	10/17/2012	(20.01)
50422100	DCP Exp Cap Credits	UZ	2000000266	10/17/2012	(35.93)
50422100	DCP Exp Cap Credits	UZ	2000000266	10/17/2012	(175.25)
50422100	DCP Exp Cap Credits	UZ	2000000266	10/17/2012	32.03
50422100	DCP Exp Cap Credits	UZ	2000000266	10/17/2012	(19.33)
50422100	DCP Exp Cap Credits	UZ	2000000266	10/17/2012	3.15
50422100	DCP Exp Cap Credits	UZ	2000000266	10/17/2012	(2.42)
50422100	DCP Exp Cap Credits	UZ	2000000266	10/17/2012	1.05
50422100	DCP Exp Cap Credits	UZ	2000000265	10/17/2012	(4.20)
50422100	DCP Exp Cap Credits	UZ	2000000265	10/17/2012	(9.66)
50451000	Employee Awards	KR	5000002241	10/17/2012	611.91
50510100	PBOP Cap Credits	UZ	2000000265	10/17/2012	(268.99)
50510100	PBOP Cap Credits	UZ	2000000265	10/17/2012	129.04
50510100	PBOP Cap Credits	UZ	2000000265	10/17/2012	(52.82)
50510100	PBOP Cap Credits	UZ	2000000266	10/17/2012	212.95
50510100	PBOP Cap Credits	UZ	2000000265	10/17/2012	73.30
50510100	PBOP Cap Credits	UZ	2000000266	10/17/2012	56.72
50510100	PBOP Cap Credits	UZ	2000000265	10/17/2012	61.58
50510100	PBOP Cap Credits	UZ	2000000266	10/17/2012	(10.23)
50510100	PBOP Cap Credits	UZ	2000000265	10/17/2012	65.56
50510100	PBOP Cap Credits	UZ	2000000265	10/17/2012	25.12
50510100	PBOP Cap Credits	UZ	2000000266	10/17/2012	38.28
50510100	PBOP Cap Credits	UZ	2000000266	10/17/2012	87.34
50510100	PBOP Cap Credits	UZ	2000000265	10/17/2012	(43.67)
50510100	PBOP Cap Credits	UZ	2000000265	10/17/2012	(65.51)
50510100	PBOP Cap Credits	UZ	2000000265	10/17/2012	257.39
50510100	PBOP Cap Credits	UZ	2000000265	10/17/2012	(255.36)
50510100	PBOP Cap Credits	UZ	2000000266	10/17/2012	225.66
50510100	PBOP Cap Credits	UZ	2000000266	10/17/2012	(13.16)
50510100	PBOP Cap Credits	UZ	2000000266	10/17/2012	135.76
50510100	PBOP Cap Credits	UZ	2000000265	10/17/2012	63.84
50510100	PBOP Cap Credits	UZ	2000000265	10/17/2012	(50.02)
50510100	PBOP Cap Credits	UZ	2000000266	10/17/2012	13.32
50510100	PBOP Cap Credits	UZ	2000000266	10/17/2012	18.86
50510100	PBOP Cap Credits	UZ	2000000265	10/17/2012	(134.42)
50510100	PBOP Cap Credits	UZ	2000000266	10/17/2012	(40.83)
50510100	PBOP Cap Credits	UZ	2000000265	10/17/2012	(4.82)
50510100	PBOP Cap Credits	UZ	2000000265	10/17/2012	(85.13)
50510100	PBOP Cap Credits	UZ	2000000265	10/17/2012	(6.43)
50510100	PBOP Cap Credits	UZ	2000000265	10/17/2012	(286.64)
50510100	PBOP Cap Credits	UZ	2000000265	10/17/2012	389.84

## Kentucky American Water Company

Case No. 2012-00520

Response to PSC DR1, Item 31

Account	Description	Doc Type	Document Number	Posting Date	Amount
50510100	PBOP Cap Credits	UZ	2000000266	10/17/2012	(27.53)
50510100	PBOP Cap Credits	UZ	2000000266	10/17/2012	26.33
50510100	PBOP Cap Credits	UZ	2000000265	10/17/2012	266.98
50510100	PBOP Cap Credits	UZ	2000000265	10/17/2012	(12.76)
50510100	PBOP Cap Credits	UZ	2000000266	10/17/2012	(62.31)
50510100	PBOP Cap Credits	UZ	2000000265	10/17/2012	(152.85)
50510100	PBOP Cap Credits	UZ	2000000266	10/17/2012	180.57
50510100	PBOP Cap Credits	UZ	2000000265	10/17/2012	16.99
50510100	PBOP Cap Credits	UZ	2000000266	10/17/2012	5.66
50510100	PBOP Cap Credits	UZ	2000000266	10/17/2012	(22.66)
50510100	PBOP Cap Credits	UZ	2000000266	10/17/2012	52.65
50550100	Group Ins Cap Credits	UZ	2000000266	10/17/2012	(50.77)
50550100	Group Ins Cap Credits	UZ	2000000266	10/17/2012	(494.90)
50550100	Group Ins Cap Credits	UZ	2000000265	10/17/2012	(353.88)
50550100	Group Ins Cap Credits	UZ	2000000266	10/17/2012	741.78
50550100	Group Ins Cap Credits	UZ	2000000265	10/17/2012	(410.52)
50550100	Group Ins Cap Credits	UZ	2000000265	10/17/2012	(1,156.47)
50550100	Group Ins Cap Credits	UZ	2000000265	10/17/2012	65.14
50550100	Group Ins Cap Credits	UZ	2000000266	10/17/2012	270.21
50550100	Group Ins Cap Credits	UZ	2000000265	10/17/2012	139.80
50550100	Group Ins Cap Credits	UZ	2000000265	10/17/2012	104.28
50550100	Group Ins Cap Credits	UZ	2000000265	10/17/2012	(93.97)
50550100	Group Ins Cap Credits	UZ	2000000266	10/17/2012	139.80
50550100	Group Ins Cap Credits	UZ	2000000265	10/17/2012	(59.13)
50550100	Group Ins Cap Credits	UZ	2000000266	10/17/2012	10.88
50550100	Group Ins Cap Credits	UZ	2000000265	10/17/2012	107.38
50550100	Group Ins Cap Credits	UZ	2000000265	10/17/2012	21.16
50550100	Group Ins Cap Credits	UZ	2000000265	10/17/2012	(44.41)
50550100	Group Ins Cap Credits	UZ	2000000265	10/17/2012	(72.33)
50550100	Group Ins Cap Credits	UZ	2000000265	10/17/2012	(76.11)
50550100	Group Ins Cap Credits	UZ	2000000265	10/17/2012	109.00
50550100	Group Ins Cap Credits	UZ	2000000266	10/17/2012	(17.18)
50550100	Group Ins Cap Credits	UZ	2000000265	10/17/2012	44.74
50550100	Group Ins Cap Credits	UZ	2000000265	10/17/2012	(133.32)
50550100	Group Ins Cap Credits	UZ	2000000266	10/17/2012	33.56
50550100	Group Ins Cap Credits	UZ	2000000265	10/17/2012	(261.93)
50550100	Group Ins Cap Credits	UZ	2000000266	10/17/2012	22.37
50550100	Group Ins Cap Credits	UZ	2000000265	10/17/2012	31.09
50550100	Group Ins Cap Credits	UZ	2000000266	10/17/2012	(144.92)
50550100	Group Ins Cap Credits	UZ	2000000265	10/17/2012	444.27
50550100	Group Ins Cap Credits	UZ	2000000266	10/17/2012	(449.18)
50550100	Group Ins Cap Credits	UZ	2000000266	10/17/2012	(524.11)
50550100	Group Ins Cap Credits	UZ	2000000265	10/17/2012	399.55
50550100	Group Ins Cap Credits	UZ	2000000265	10/17/2012	(250.35)
50550100	Group Ins Cap Credits	UZ	2000000265	10/17/2012	(867.75)
50550100	Group Ins Cap Credits	UZ	2000000265	10/17/2012	546.13
50550100	Group Ins Cap Credits	UZ	2000000265	10/17/2012	73.83
50550100	Group Ins Cap Credits	UZ	2000000265	10/17/2012	(20.62)
50550100	Group Ins Cap Credits	UZ	2000000265	10/17/2012	58.60
50550100	Group Ins Cap Credits	UZ	2000000266	10/17/2012	(14.69)
50550100	Group Ins Cap Credits	UZ	2000000265	10/17/2012	348.94
50550100	Group Ins Cap Credits	UZ	2000000266	10/17/2012	(371.40)
50550100	Group Ins Cap Credits	UZ	2000000266	10/17/2012	(11.75)

## Kentucky American Water Company

Case No. 2012-00520

Response to PSC DR1, Item 31

Account	Description	Doc Type	Document Number	Posting Date	Amount
50550100	Group Ins Cap Credits	UZ	2000000265	10/17/2012	(2,000.11)
50550100	Group Ins Cap Credits	UZ	2000000266	10/17/2012	266.27
50550100	Group Ins Cap Credits	UZ	2000000265	10/17/2012	54.60
50550100	Group Ins Cap Credits	UZ	2000000266	10/17/2012	(308.92)
50550100	Group Ins Cap Credits	UZ	2000000265	10/17/2012	(3.03)
50550100	Group Ins Cap Credits	UZ	2000000265	10/17/2012	258.23
50550100	Group Ins Cap Credits	UZ	2000000266	10/17/2012	(1,508.30)
50550100	Group Ins Cap Credits	UZ	2000000265	10/17/2012	(49.47)
50550100	Group Ins Cap Credits	UZ	2000000265	10/17/2012	(4.05)
50550100	Group Ins Cap Credits	UZ	2000000265	10/17/2012	(3,403.17)
50550100	Group Ins Cap Credits	UZ	2000000265	10/17/2012	273.42
50550100	Group Ins Cap Credits	UZ	2000000265	10/17/2012	707.50
50550100	Group Ins Cap Credits	UZ	2000000266	10/17/2012	(877.15)
50550100	Group Ins Cap Credits	UZ	2000000266	10/17/2012	(208.82)
50550100	Group Ins Cap Credits	UZ	2000000265	10/17/2012	236.62
50550100	Group Ins Cap Credits	UZ	2000000266	10/17/2012	(721.91)
50550100	Group Ins Cap Credits	UZ	2000000266	10/17/2012	(22.10)
50550100	Group Ins Cap Credits	UZ	2000000266	10/17/2012	(1,534.40)
50550100	Group Ins Cap Credits	UZ	2000000266	10/17/2012	515.98
50550100	Group Ins Cap Credits	UZ	2000000265	10/17/2012	(78.16)
50550100	Group Ins Cap Credits	UZ	2000000266	10/17/2012	20.26
50550100	Group Ins Cap Credits	UZ	2000000266	10/17/2012	(65.55)
50550100	Group Ins Cap Credits	UZ	2000000266	10/17/2012	(57.94)
50550100	Group Ins Cap Credits	UZ	2000000266	10/17/2012	(233.00)
50550100	Group Ins Cap Credits	UZ	2000000265	10/17/2012	266.10
50550100	Group Ins Cap Credits	UZ	2000000266	10/17/2012	25.45
50550100	Group Ins Cap Credits	UZ	2000000266	10/17/2012	(156.68)
50550100	Group Ins Cap Credits	UZ	2000000265	10/17/2012	(27.85)
50550100	Group Ins Cap Credits	UZ	2000000265	10/17/2012	8.48
50550100	Group Ins Cap Credits	UZ	2000000265	10/17/2012	(48.27)
50550100	Group Ins Cap Credits	UZ	2000000265	10/17/2012	(925.96)
50550100	Group Ins Cap Credits	UZ	2000000265	10/17/2012	295.70
50550100	Group Ins Cap Credits	UZ	2000000266	10/17/2012	(111.29)
50610100	Pension Cap Credits	UZ	2000000266	10/17/2012	(316.62)
50610100	Pension Cap Credits	UZ	2000000265	10/17/2012	151.90
50610100	Pension Cap Credits	UZ	2000000265	10/17/2012	(62.17)
50610100	Pension Cap Credits	UZ	2000000265	10/17/2012	250.66
50610100	Pension Cap Credits	UZ	2000000265	10/17/2012	86.28
50610100	Pension Cap Credits	UZ	2000000266	10/17/2012	66.76
50610100	Pension Cap Credits	UZ	2000000266	10/17/2012	72.48
50610100	Pension Cap Credits	UZ	2000000265	10/17/2012	(12.05)
50610100	Pension Cap Credits	UZ	2000000266	10/17/2012	77.17
50610100	Pension Cap Credits	UZ	2000000266	10/17/2012	29.57
50610100	Pension Cap Credits	UZ	2000000266	10/17/2012	45.06
50610100	Pension Cap Credits	UZ	2000000265	10/17/2012	102.81
50610100	Pension Cap Credits	UZ	2000000266	10/17/2012	(51.40)
50610100	Pension Cap Credits	UZ	2000000266	10/17/2012	(77.11)
50610100	Pension Cap Credits	UZ	2000000265	10/17/2012	302.96
50610100	Pension Cap Credits	UZ	2000000266	10/17/2012	(300.58)
50610100	Pension Cap Credits	UZ	2000000266	10/17/2012	265.62
50610100	Pension Cap Credits	UZ	2000000265	10/17/2012	(15.49)
50610100	Pension Cap Credits	UZ	2000000265	10/17/2012	159.80
50610100	Pension Cap Credits	UZ	2000000266	10/17/2012	75.15

## Kentucky American Water Company

Case No. 2012-00520

Response to PSC DR1, Item 31

Account	Description	Doc Type	Document Number	Posting Date	Amount
50610100	Pension Cap Credits	UZ	2000000265	10/17/2012	(58.87)
50610100	Pension Cap Credits	UZ	2000000265	10/17/2012	15.68
50610100	Pension Cap Credits	UZ	2000000265	10/17/2012	22.20
50610100	Pension Cap Credits	UZ	2000000266	10/17/2012	(158.22)
50610100	Pension Cap Credits	UZ	2000000265	10/17/2012	(48.06)
50610100	Pension Cap Credits	UZ	2000000266	10/17/2012	(5.68)
50610100	Pension Cap Credits	UZ	2000000266	10/17/2012	(100.20)
50610100	Pension Cap Credits	UZ	2000000265	10/17/2012	(7.57)
50610100	Pension Cap Credits	UZ	2000000265	10/17/2012	(337.40)
50610100	Pension Cap Credits	UZ	2000000265	10/17/2012	458.87
50610100	Pension Cap Credits	UZ	2000000266	10/17/2012	(32.41)
50610100	Pension Cap Credits	UZ	2000000266	10/17/2012	30.99
50610100	Pension Cap Credits	UZ	2000000265	10/17/2012	314.26
50610100	Pension Cap Credits	UZ	2000000266	10/17/2012	(15.02)
50610100	Pension Cap Credits	UZ	2000000265	10/17/2012	(73.34)
50610100	Pension Cap Credits	UZ	2000000265	10/17/2012	(179.92)
50610100	Pension Cap Credits	UZ	2000000265	10/17/2012	212.54
50610100	Pension Cap Credits	UZ	2000000265	10/17/2012	20.00
50610100	Pension Cap Credits	UZ	2000000265	10/17/2012	6.67
50610100	Pension Cap Credits	UZ	2000000265	10/17/2012	(26.67)
50610100	Pension Cap Credits	UZ	2000000266	10/17/2012	61.98
51510000	Purchased Power	ZN	5000002235	10/17/2012	237.68
51510000	Purchased Power	ZN	5000002235	10/17/2012	21.25
52000000	M&S Expense (O&M)	WA	5000002234	10/17/2012	(259.84)
52000000	M&S Expense (O&M)	UZ	2000000265	10/17/2012	259.84
52000000	M&S Expense (O&M)	UZ	2000000266	10/17/2012	(1,468.80)
52000000	M&S Expense (O&M)	UZ	2000000265	10/17/2012	(37,772.13)
52000000	M&S Expense (O&M)	UZ	2000000265	10/17/2012	(71,734.31)
52000000	M&S Expense (O&M)	UZ	2000000266	10/17/2012	(2,964.99)
52000000	M&S Expense (O&M)	UZ	2000000265	10/17/2012	(35.83)
52000000	M&S Expense (O&M)	UZ	2000000266	10/17/2012	(1,698.77)
52000000	M&S Expense (O&M)	UZ	2000000266	10/17/2012	(470.64)
52000000	M&S Expense (O&M)	UZ	2000000266	10/17/2012	(1,163.88)
52000000	M&S Expense (O&M)	UZ	2000000266	10/17/2012	(1,163.88)
52000000	M&S Expense (O&M)	UZ	2000000265	10/17/2012	(2,354.39)
52000000	M&S Expense (O&M)	UZ	2000000265	10/17/2012	(2,001.75)
52000000	M&S Expense (O&M)	UZ	2000000265	10/17/2012	(692.46)
52000000	M&S Expense (O&M)	UZ	2000000266	10/17/2012	(1,911.96)
52000000	M&S Expense (O&M)	UZ	2000000265	10/17/2012	6,938.91
52000000	M&S Expense (O&M)	UZ	2000000266	10/17/2012	(179.79)
52000000	M&S Expense (O&M)	UZ	2000000266	10/17/2012	(1,163.88)
52000000	M&S Expense (O&M)	UZ	2000000266	10/17/2012	179.78
52000000	M&S Expense (O&M)	UZ	2000000265	10/17/2012	(5,215.20)
52000000	M&S Expense (O&M)	UZ	2000000265	10/17/2012	(11,167.56)
52000000	M&S Expense (O&M)	UZ	2000000265	10/17/2012	(558.32)
52000000	M&S Expense (O&M)	UZ	2000000266	10/17/2012	10,331.91
52000000	M&S Expense (O&M)	UZ	2000000266	10/17/2012	(14,170.23)
52000000	M&S Expense (O&M)	UZ	2000000265	10/17/2012	97.92
52000000	M&S Expense (O&M)	UZ	2000000266	10/17/2012	(1,163.88)
52000000	M&S Expense (O&M)	UZ	2000000265	10/17/2012	(97.92)
52000000	M&S Expense (O&M)	UZ	2000000265	10/17/2012	(2,781.63)
52000000	M&S Expense (O&M)	UZ	2000000266	10/17/2012	(3,299.25)
52000000	M&S Expense (O&M)	UZ	2000000265	10/17/2012	(4,404.43)

## Kentucky American Water Company

Case No. 2012-00520

Response to PSC DR1, Item 31

Account	Description	Doc Type	Document Number	Posting Date	Amount
52000000	M&S Expense (O&M)	UZ	2000000265	10/17/2012	4,404.43
52000000	M&S Expense (O&M)	UZ	2000000265	10/17/2012	(3,975.00)
52000000	M&S Expense (O&M)	UZ	2000000265	10/17/2012	3,975.00
52000000	M&S Expense (O&M)	UZ	2000000265	10/17/2012	(1,309.21)
52000000	M&S Expense (O&M)	UZ	2000000265	10/17/2012	(11,746.74)
52000000	M&S Expense (O&M)	UZ	2000000266	10/17/2012	(42,836.55)
52000000	M&S Expense (O&M)	UZ	2000000266	10/17/2012	(452.29)
52000000	M&S Expense (O&M)	UZ	2000000265	10/17/2012	(246.77)
52500000	Misc Expense (O&M)	KR	5000002243	10/17/2012	69.12
52500000	Misc Expense (O&M)	KR	5000002243	10/17/2012	57.24
52500000	Misc Expense (O&M)	KR	5000002243	10/17/2012	47.94
52500000	Misc Expense (O&M)	KR	5000002243	10/17/2012	24.19
52500000	Misc Expense (O&M)	KR	5000002243	10/17/2012	17.55
52500000	Misc Expense (O&M)	KR	5000002243	10/17/2012	14.87
52500000	Misc Expense (O&M)	KR	5000002243	10/17/2012	12.27
52500000	Misc Expense (O&M)	KR	5000002244	10/17/2012	105.98
52500000	Misc Expense (O&M)	KR	5000002245	10/17/2012	69.12
52500000	Misc Expense (O&M)	KR	5000002245	10/17/2012	30.01
52500000	Misc Expense (O&M)	UZ	2000000265	10/17/2012	(2,196.32)
52500000	Misc Expense (O&M)	UZ	2000000265	10/17/2012	(2,196.32)
52500000	Misc Expense (O&M)	UZ	2000000265	10/17/2012	(671.62)
52500000	Misc Expense (O&M)	UZ	2000000265	10/17/2012	(134.14)
52500000	Misc Expense (O&M)	UZ	2000000265	10/17/2012	(4,867.52)
52500000	Misc Expense (O&M)	UZ	2000000266	10/17/2012	(763.91)
52500000	Misc Expense (O&M)	UZ	2000000265	10/17/2012	(763.20)
52500000	Misc Expense (O&M)	UZ	2000000266	10/17/2012	1,569.63
52503000	Advertising	KR	5000002238	10/17/2012	530.00
52514906	Cust Edu-Bill Insert	KR	5000002240	10/17/2012	185.50
52514906	Cust Edu-Bill Insert	KR	5000002240	10/17/2012	53.00
52515001	Commun Relations-S	KR	5000002239	10/17/2012	639.87
52520000	Collection Agencies	SN	100001406	10/17/2012	(156.68)
52532000	Electricity	ZN	5000002235	10/17/2012	45.56
52532000	Electricity	ZN	5000002235	10/17/2012	51.71
52532000	Electricity	ZN	5000002235	10/17/2012	36.48
52532000	Electricity	ZN	5000002235	10/17/2012	32.29
52532000	Electricity	ZN	5000002235	10/17/2012	20.66
52549000	Injuries and Damages	ZF	5000002214	10/17/2012	1,275.00
52554500	Lab Supplies	WE	5000002237	10/17/2012	104.41
52554500	Lab Supplies	WE	5000002237	10/17/2012	99.11
52554500	Lab Supplies	WE	5000002250	10/17/2012	83.81
52554500	Lab Supplies	UZ	2000000265	10/17/2012	(3,422.90)
52574000	Telephone	UZ	2000000266	10/17/2012	27,250.56
52578000	Trash Removal	KR	5000002242	10/17/2012	140.50
52585000	Discounts Available	ZP	3000003778	10/17/2012	(128.97)
53110000	Contr Svc-Eng	UZ	2000000266	10/17/2012	(150.80)
53110000	Contr Svc-Eng	UZ	2000000266	10/17/2012	(19,553.00)
53150000	Contr Svc-Other	SN	100001432	10/17/2012	(2,279.09)
53150000	Contr Svc-Other	RE	5000002246	10/17/2012	261.00
53150000	Contr Svc-Other	KR	5000002249	10/17/2012	40,263.89
53150000	Contr Svc-Other	UZ	2000000266	10/17/2012	(3,594.00)
53150000	Contr Svc-Other	UZ	2000000265	10/17/2012	55,055.00
53150000	Contr Svc-Other	UZ	2000000265	10/17/2012	(55,005.00)
53150000	Contr Svc-Other	UZ	2000000265	10/17/2012	54,200.00

## Kentucky American Water Company

Case No. 2012-00520

Response to PSC DR1, Item 31

Account	Description	Doc Type	Document Number	Posting Date	Amount
53150000	Contr Svc-Other	UZ	2000000266	10/17/2012	(261.00)
53150000	Contr Svc-Other	UZ	2000000266	10/17/2012	(485.48)
53150000	Contr Svc-Other	UZ	2000000265	10/17/2012	(9,500.00)
53150000	Contr Svc-Other	UZ	2000000266	10/17/2012	9,500.00
53150000	Contr Svc-Other	UZ	2000000266	10/17/2012	9,500.00
53150000	Contr Svc-Other	UZ	2000000266	10/17/2012	338,619.83
53150000	Contr Svc-Other	UZ	2000000265	10/17/2012	45,000.00
53150000	Contr Svc-Other	UZ	2000000265	10/17/2012	(40,263.89)
53150000	Contr Svc-Other	UZ	2000000266	10/17/2012	46,259.35
53150000	Contr Svc-Other	UZ	2000000266	10/17/2012	10,173.85
53150000	Contr Svc-Other	UZ	2000000266	10/17/2012	10,205.80
53150000	Contr Svc-Other	UZ	2000000266	10/17/2012	6,987.40
53150000	Contr Svc-Other	UZ	2000000266	10/17/2012	8,596.46
53150000	Contr Svc-Other	UZ	2000000266	10/17/2012	10,205.80
53150000	Contr Svc-Other	UZ	2000000265	10/17/2012	8,596.46
53150000	Contr Svc-Other	UZ	2000000265	10/17/2012	(1,529.29)
53150000	Contr Svc-Other	UZ	2000000265	10/17/2012	(1,119.73)
53150000	Contr Svc-Other	UZ	2000000265	10/17/2012	(3,234.09)
53150000	Contr Svc-Other	UZ	2000000265	10/17/2012	(277.93)
53150000	Contr Svc-Other	UZ	2000000266	10/17/2012	13,300.40
53150000	Contr Svc-Other	UZ	2000000266	10/17/2012	(2,092.78)
53150000	Contr Svc-Other	UZ	2000000266	10/17/2012	(20.00)
53150000	Contr Svc-Other	UZ	2000000266	10/17/2012	27,034.09
53150000	Contr Svc-Other	UZ	2000000266	10/17/2012	3,240.00
53150000	Contr Svc-Other	UZ	2000000265	10/17/2012	(2,908.94)
53150000	Contr Svc-Other	UZ	2000000265	10/17/2012	(24,157.40)
53150000	Contr Svc-Other	UZ	2000000266	10/17/2012	1,367.40
53150000	Contr Svc-Other	UZ	2000000265	10/17/2012	(133.95)
53150000	Contr Svc-Other	UZ	2000000266	10/17/2012	(1,920.00)
53150000	Contr Svc-Other	UZ	2000000266	10/17/2012	(8,500.00)
53150000	Contr Svc-Other	UZ	2000000266	10/17/2012	8,500.00
53150000	Contr Svc-Other	UZ	2000000265	10/17/2012	35,000.00
53150000	Contr Svc-Other	UZ	2000000265	10/17/2012	5,000.00
53150000	Contr Svc-Other	UZ	2000000266	10/17/2012	30,000.00
53150000	Contr Svc-Other	UZ	2000000266	10/17/2012	49,716.38
53150000	Contr Svc-Other	UZ	2000000266	10/17/2012	(6,000.00)
53150000	Contr Svc-Other	UZ	2000000266	10/17/2012	(21,332.00)
53150000	Contr Svc-Other	UZ	2000000266	10/17/2012	50,000.00
53150000	Contr Svc-Other	UZ	2000000265	10/17/2012	9,500.07
53150000	Contr Svc-Other	UZ	2000000266	10/17/2012	9,483.30
53150000	Contr Svc-Other	UZ	2000000266	10/17/2012	9,500.07
53150000	Contr Svc-Other	UZ	2000000265	10/17/2012	7,292.22
53150000	Contr Svc-Other	UZ	2000000265	10/17/2012	536.32
53150000	Contr Svc-Other	UZ	2000000265	10/17/2012	(1,072.64)
53155000	Contr Svc-Legal	UZ	2000000265	10/17/2012	24,300.70
55000100	Trans Cap Credits	UZ	2000000265	10/17/2012	(39.53)
55000100	Trans Cap Credits	UZ	2000000266	10/17/2012	18.96
55000100	Trans Cap Credits	UZ	2000000266	10/17/2012	(7.76)
55000100	Trans Cap Credits	UZ	2000000265	10/17/2012	31.29
55000100	Trans Cap Credits	UZ	2000000266	10/17/2012	10.77
55000100	Trans Cap Credits	UZ	2000000266	10/17/2012	8.33
55000100	Trans Cap Credits	UZ	2000000265	10/17/2012	9.05
55000100	Trans Cap Credits	UZ	2000000266	10/17/2012	(1.50)



Kentucky American Water Company

Case No. 2012-00520

Response to PSC DR1, Item 31

Account	Description	Doc Type	Document Number	Posting Date	Amount
55000100	Trans Cap Credits	UZ	2000000266	10/17/2012	9.63
55000100	Trans Cap Credits	UZ	2000000266	10/17/2012	3.69
55000100	Trans Cap Credits	UZ	2000000266	10/17/2012	5.63
55000100	Trans Cap Credits	UZ	2000000266	10/17/2012	12.84
55000100	Trans Cap Credits	UZ	2000000266	10/17/2012	(6.42)
55000100	Trans Cap Credits	UZ	2000000266	10/17/2012	(9.63)
55000100	Trans Cap Credits	UZ	2000000265	10/17/2012	37.82
55000100	Trans Cap Credits	UZ	2000000266	10/17/2012	(37.53)
55000100	Trans Cap Credits	UZ	2000000266	10/17/2012	33.16
55000100	Trans Cap Credits	UZ	2000000266	10/17/2012	(1.93)
55000100	Trans Cap Credits	UZ	2000000265	10/17/2012	19.95
55000100	Trans Cap Credits	UZ	2000000266	10/17/2012	9.38
55000100	Trans Cap Credits	UZ	2000000266	10/17/2012	(7.35)
55000100	Trans Cap Credits	UZ	2000000265	10/17/2012	1.96
55000100	Trans Cap Credits	UZ	2000000266	10/17/2012	2.77
55000100	Trans Cap Credits	UZ	2000000266	10/17/2012	(19.75)
55000100	Trans Cap Credits	UZ	2000000265	10/17/2012	(6.00)
55000100	Trans Cap Credits	UZ	2000000266	10/17/2012	(0.71)
55000100	Trans Cap Credits	UZ	2000000265	10/17/2012	(12.51)
55000100	Trans Cap Credits	UZ	2000000265	10/17/2012	(0.94)
55000100	Trans Cap Credits	UZ	2000000266	10/17/2012	(42.12)
55000100	Trans Cap Credits	UZ	2000000266	10/17/2012	57.29
55000100	Trans Cap Credits	UZ	2000000265	10/17/2012	(4.05)
55000100	Trans Cap Credits	UZ	2000000265	10/17/2012	3.87
55000100	Trans Cap Credits	UZ	2000000266	10/17/2012	39.23
55000100	Trans Cap Credits	UZ	2000000266	10/17/2012	(1.88)
55000100	Trans Cap Credits	UZ	2000000266	10/17/2012	10.20
55000100	Trans Cap Credits	UZ	2000000266	10/17/2012	(265.00)
55000100	Trans Cap Credits	UZ	2000000266	10/17/2012	(9.16)
55000100	Trans Cap Credits	UZ	2000000266	10/17/2012	(22.46)
55000100	Trans Cap Credits	UZ	2000000265	10/17/2012	26.53
55000100	Trans Cap Credits	UZ	2000000266	10/17/2012	2.50
55000100	Trans Cap Credits	UZ	2000000265	10/17/2012	0.83
55000100	Trans Cap Credits	UZ	2000000265	10/17/2012	(3.33)
55000100	Trans Cap Credits	UZ	2000000266	10/17/2012	7.74
55720100	Ins W/C Cap Credits	UZ	2000000266	10/17/2012	(35.38)
55720100	Ins W/C Cap Credits	UZ	2000000266	10/17/2012	16.97
55720100	Ins W/C Cap Credits	UZ	2000000265	10/17/2012	(6.95)
55720100	Ins W/C Cap Credits	UZ	2000000265	10/17/2012	28.01
55720100	Ins W/C Cap Credits	UZ	2000000266	10/17/2012	9.64
55720100	Ins W/C Cap Credits	UZ	2000000266	10/17/2012	7.46
55720100	Ins W/C Cap Credits	UZ	2000000266	10/17/2012	8.10
55720100	Ins W/C Cap Credits	UZ	2000000266	10/17/2012	(1.35)
55720100	Ins W/C Cap Credits	UZ	2000000265	10/17/2012	8.62
55720100	Ins W/C Cap Credits	UZ	2000000266	10/17/2012	3.30
55720100	Ins W/C Cap Credits	UZ	2000000265	10/17/2012	5.03
55720100	Ins W/C Cap Credits	UZ	2000000266	10/17/2012	11.49
55720100	Ins W/C Cap Credits	UZ	2000000266	10/17/2012	(5.74)
55720100	Ins W/C Cap Credits	UZ	2000000265	10/17/2012	(8.62)
55720100	Ins W/C Cap Credits	UZ	2000000265	10/17/2012	33.85
55720100	Ins W/C Cap Credits	UZ	2000000265	10/17/2012	(33.59)
55720100	Ins W/C Cap Credits	UZ	2000000265	10/17/2012	29.68
55720100	Ins W/C Cap Credits	UZ	2000000266	10/17/2012	(1.73)

Kentucky American Water Company  
Case No. 2012-00520  
Response to PSC DR1, Item 31

Account	Description	Doc Type	Document Number	Posting Date	Amount
55720100	Ins W/C Cap Credits	UZ	2000000265	10/17/2012	17.85
55720100	Ins W/C Cap Credits	UZ	2000000265	10/17/2012	8.40
55720100	Ins W/C Cap Credits	UZ	2000000265	10/17/2012	(6.58)
55720100	Ins W/C Cap Credits	UZ	2000000265	10/17/2012	1.75
55720100	Ins W/C Cap Credits	UZ	2000000266	10/17/2012	2.48
55720100	Ins W/C Cap Credits	UZ	2000000266	10/17/2012	(17.68)
55720100	Ins W/C Cap Credits	UZ	2000000265	10/17/2012	(5.37)
55720100	Ins W/C Cap Credits	UZ	2000000266	10/17/2012	(0.63)
55720100	Ins W/C Cap Credits	UZ	2000000265	10/17/2012	(11.20)
55720100	Ins W/C Cap Credits	UZ	2000000265	10/17/2012	(0.85)
55720100	Ins W/C Cap Credits	UZ	2000000266	10/17/2012	(37.70)
55720100	Ins W/C Cap Credits	UZ	2000000265	10/17/2012	51.27
55720100	Ins W/C Cap Credits	UZ	2000000265	10/17/2012	(3.62)
55720100	Ins W/C Cap Credits	UZ	2000000266	10/17/2012	3.46
55720100	Ins W/C Cap Credits	UZ	2000000266	10/17/2012	35.11
55720100	Ins W/C Cap Credits	UZ	2000000265	10/17/2012	(1.68)
55720100	Ins W/C Cap Credits	UZ	2000000265	10/17/2012	(8.19)
55720100	Ins W/C Cap Credits	UZ	2000000265	10/17/2012	(20.10)
55720100	Ins W/C Cap Credits	UZ	2000000265	10/17/2012	23.75
55720100	Ins W/C Cap Credits	UZ	2000000265	10/17/2012	2.23
55720100	Ins W/C Cap Credits	UZ	2000000266	10/17/2012	0.74
55720100	Ins W/C Cap Credits	UZ	2000000265	10/17/2012	(2.98)
55720100	Ins W/C Cap Credits	UZ	2000000265	10/17/2012	6.93
57010000	Uncoll Accts Exp	ZA	9400000993	10/17/2012	(463.28)
57010000	Uncoll Accts Exp	ZA	9400000993	10/17/2012	(123.72)
62520700	Misc Main Pvg/Bckfll	UZ	2000000265	10/17/2012	387.41
62520700	Misc Main Pvg/Bckfll	UZ	2000000265	10/17/2012	(387.41)
62520700	Misc Main Pvg/Bckfll	UZ	2000000265	10/17/2012	(1,684.20)
62520700	Misc Main Pvg/Bckfll	UZ	2000000266	10/17/2012	1,684.20
62520700	Misc Main Pvg/Bckfll	UZ	2000000265	10/17/2012	5,467.13
62520700	Misc Main Pvg/Bckfll	UZ	2000000265	10/17/2012	(6,467.13)
62520700	Misc Main Pvg/Bckfll	UZ	2000000265	10/17/2012	(1,278.00)
62520700	Misc Main Pvg/Bckfll	UZ	2000000266	10/17/2012	278.00
62520700	Misc Main Pvg/Bckfll	UZ	2000000265	10/17/2012	(1,229.00)
62520700	Misc Main Pvg/Bckfll	UZ	2000000266	10/17/2012	1,229.00
62520700	Misc Main Pvg/Bckfll	UZ	2000000265	10/17/2012	10,870.84
62520700	Misc Main Pvg/Bckfll	UZ	2000000265	10/17/2012	(11,870.84)
62520700	Misc Main Pvg/Bckfll	UZ	2000000266	10/17/2012	(1,000.00)
62520700	Misc Main Pvg/Bckfll	UZ	2000000266	10/17/2012	(21,300.30)
62520700	Misc Main Pvg/Bckfll	UZ	2000000266	10/17/2012	20,300.30
62520700	Misc Main Pvg/Bckfll	UZ	2000000265	10/17/2012	3,950.93
62520700	Misc Main Pvg/Bckfll	UZ	2000000266	10/17/2012	(4,950.93)
62520700	Misc Main Pvg/Bckfll	UZ	2000000266	10/17/2012	(1,000.00)
62520700	Misc Main Pvg/Bckfll	UZ	2000000265	10/17/2012	(50.00)
62520700	Misc Main Pvg/Bckfll	UZ	2000000265	10/17/2012	50.00
62520700	Misc Main Pvg/Bckfll	UZ	2000000265	10/17/2012	250.80
62520700	Misc Main Pvg/Bckfll	UZ	2000000266	10/17/2012	(1,250.80)
62520700	Misc Main Pvg/Bckfll	UZ	2000000266	10/17/2012	192.00
62520700	Misc Main Pvg/Bckfll	UZ	2000000266	10/17/2012	(192.00)
62520700	Misc Main Pvg/Bckfll	UZ	2000000265	10/17/2012	(1,000.00)
62520700	Misc Main Pvg/Bckfll	UZ	2000000265	10/17/2012	3,495.00
62520700	Misc Main Pvg/Bckfll	UZ	2000000266	10/17/2012	(3,500.00)
68533100	FICA Cap Credits	UZ	2000000266	10/17/2012	(45.35)

## Kentucky American Water Company

Case No. 2012-00520

Response to PSC DR1, Item 31

Account	Description	Doc Type	Document Number	Posting Date	Amount
68533100	FICA Cap Credits	UZ	2000000265	10/17/2012	(182.72)
68533100	FICA Cap Credits	UZ	2000000266	10/17/2012	(143.89)
68533100	FICA Cap Credits	UZ	2000000266	10/17/2012	210.68
68533100	FICA Cap Credits	UZ	2000000266	10/17/2012	(131.14)
68533100	FICA Cap Credits	UZ	2000000265	10/17/2012	(344.67)
68533100	FICA Cap Credits	UZ	2000000266	10/17/2012	43.72
68533100	FICA Cap Credits	UZ	2000000265	10/17/2012	125.03
68533100	FICA Cap Credits	UZ	2000000265	10/17/2012	39.15
68533100	FICA Cap Credits	UZ	2000000265	10/17/2012	30.28
68533100	FICA Cap Credits	UZ	2000000265	10/17/2012	(21.87)
68533100	FICA Cap Credits	UZ	2000000265	10/17/2012	39.14
68533100	FICA Cap Credits	UZ	2000000265	10/17/2012	7.26
68533100	FICA Cap Credits	UZ	2000000266	10/17/2012	(12.28)
68533100	FICA Cap Credits	UZ	2000000265	10/17/2012	35.19
68533100	FICA Cap Credits	UZ	2000000266	10/17/2012	13.80
68533100	FICA Cap Credits	UZ	2000000265	10/17/2012	(39.70)
68533100	FICA Cap Credits	UZ	2000000265	10/17/2012	48.59
68533100	FICA Cap Credits	UZ	2000000265	10/17/2012	(27.61)
68533100	FICA Cap Credits	UZ	2000000266	10/17/2012	(67.59)
68533100	FICA Cap Credits	UZ	2000000265	10/17/2012	(6.79)
68533100	FICA Cap Credits	UZ	2000000266	10/17/2012	50.40
68533100	FICA Cap Credits	UZ	2000000265	10/17/2012	(144.39)
68533100	FICA Cap Credits	UZ	2000000266	10/17/2012	37.80
68533100	FICA Cap Credits	UZ	2000000265	10/17/2012	25.20
68533100	FICA Cap Credits	UZ	2000000266	10/17/2012	(283.95)
68533100	FICA Cap Credits	UZ	2000000265	10/17/2012	9.14
68533100	FICA Cap Credits	UZ	2000000265	10/17/2012	(51.18)
68533100	FICA Cap Credits	UZ	2000000265	10/17/2012	156.14
68533100	FICA Cap Credits	UZ	2000000266	10/17/2012	(126.14)
68533100	FICA Cap Credits	UZ	2000000266	10/17/2012	(290.88)
68533100	FICA Cap Credits	UZ	2000000265	10/17/2012	120.60
68533100	FICA Cap Credits	UZ	2000000266	10/17/2012	(95.55)
68533100	FICA Cap Credits	UZ	2000000265	10/17/2012	(297.07)
68533100	FICA Cap Credits	UZ	2000000266	10/17/2012	182.82
68533100	FICA Cap Credits	UZ	2000000265	10/17/2012	34.73
68533100	FICA Cap Credits	UZ	2000000265	10/17/2012	(27.80)
68533100	FICA Cap Credits	UZ	2000000266	10/17/2012	28.34
68533100	FICA Cap Credits	UZ	2000000266	10/17/2012	(21.54)
68533100	FICA Cap Credits	UZ	2000000265	10/17/2012	87.88
68533100	FICA Cap Credits	UZ	2000000266	10/17/2012	(280.62)
68533100	FICA Cap Credits	UZ	2000000266	10/17/2012	(8.33)
68533100	FICA Cap Credits	UZ	2000000265	10/17/2012	114.08
68533100	FICA Cap Credits	UZ	2000000266	10/17/2012	(763.66)
68533100	FICA Cap Credits	UZ	2000000265	10/17/2012	(243.46)
68533100	FICA Cap Credits	UZ	2000000266	10/17/2012	41.10
68533100	FICA Cap Credits	UZ	2000000266	10/17/2012	(2.67)
68533100	FICA Cap Credits	UZ	2000000265	10/17/2012	102.64
68533100	FICA Cap Credits	UZ	2000000266	10/17/2012	(551.28)
68533100	FICA Cap Credits	UZ	2000000265	10/17/2012	(11.99)
68533100	FICA Cap Credits	UZ	2000000265	10/17/2012	(3.55)
68533100	FICA Cap Credits	UZ	2000000266	10/17/2012	68.75
68533100	FICA Cap Credits	UZ	2000000266	10/17/2012	(1,083.77)
68533100	FICA Cap Credits	UZ	2000000266	10/17/2012	(246.13)

## Kentucky American Water Company

Case No. 2012-00520

Response to PSC DR1, Item 31

Account	Description	Doc Type	Document Number	Posting Date	Amount
68533100	FICA Cap Credits	UZ	2000000266	10/17/2012	258.99
68533100	FICA Cap Credits	UZ	2000000266	10/17/2012	(70.44)
68533100	FICA Cap Credits	UZ	2000000265	10/17/2012	57.00
68533100	FICA Cap Credits	UZ	2000000266	10/17/2012	(169.67)
68533100	FICA Cap Credits	UZ	2000000265	10/17/2012	(17.73)
68533100	FICA Cap Credits	UZ	2000000265	10/17/2012	(640.01)
68533100	FICA Cap Credits	UZ	2000000266	10/17/2012	266.45
68533100	FICA Cap Credits	UZ	2000000265	10/17/2012	6.49
68533100	FICA Cap Credits	UZ	2000000266	10/17/2012	(32.72)
68533100	FICA Cap Credits	UZ	2000000265	10/17/2012	(28.19)
68533100	FICA Cap Credits	UZ	2000000266	10/17/2012	(51.56)
68533100	FICA Cap Credits	UZ	2000000266	10/17/2012	(252.40)
68533100	FICA Cap Credits	UZ	2000000265	10/17/2012	97.45
68533100	FICA Cap Credits	UZ	2000000265	10/17/2012	9.17
68533100	FICA Cap Credits	UZ	2000000266	10/17/2012	(44.82)
68533100	FICA Cap Credits	UZ	2000000265	10/17/2012	3.05
68533100	FICA Cap Credits	UZ	2000000265	10/17/2012	(6.90)
68533100	FICA Cap Credits	UZ	2000000266	10/17/2012	(12.01)
68533100	FICA Cap Credits	UZ	2000000265	10/17/2012	71.20
68533100	FICA Cap Credits	UZ	2000000265	10/17/2012	(217.66)
68533100	FICA Cap Credits	UZ	2000000265	10/17/2012	(27.63)
68535100	SUTA Cap Credits	UZ	2000000265	10/17/2012	(21.35)
68535100	SUTA Cap Credits	UZ	2000000266	10/17/2012	(2.54)
68535100	SUTA Cap Credits	UZ	2000000265	10/17/2012	(2.63)
68535100	SUTA Cap Credits	UZ	2000000265	10/17/2012	(4.26)
68535100	SUTA Cap Credits	UZ	2000000265	10/17/2012	(4.79)
71521000	M&J Expenses	UZ	2000000265	10/17/2012	550.00
72802000	CIAC Rcpt Svcs Clrg	UZ	2000000265	10/17/2012	27,125.00
72802000	CIAC Rcpt Svcs Clrg	UZ	2000000265	10/17/2012	3,268.00
72802000	CIAC Rcpt Svcs Clrg	UZ	2000000265	10/17/2012	644.00
72802000	CIAC Rcpt Svcs Clrg	UZ	2000000266	10/17/2012	1,882.00
72802100	CIAC Rcpt Non-SrvClr	DR	4000002566	10/17/2012	(10,900.00)
72802100	CIAC Rcpt Non-SrvClr	DR	4000002597	10/17/2012	(10,410.00)
72802100	CIAC Rcpt Non-SrvClr	UZ	2000000266	10/17/2012	(3,622.44)
72802100	CIAC Rcpt Non-SrvClr	UZ	2000000266	10/17/2012	70,668.00
72803000	Salvg/Scrap Rcpt Clr	UZ	2000000266	10/17/2012	2,736.00
72803000	Salvg/Scrap Rcpt Clr	UZ	2000000266	10/17/2012	743.40
72803100	Prop Sale Rcpt Clr	UZ	2000000266	10/17/2012	1,000.00
88107000	CAP Move-CWIP	UZ	2000000264	10/17/2012	50.77
88107000	CAP Move-CWIP	UZ	2000000264	10/17/2012	45.35
88107000	CAP Move-CWIP	UZ	2000000264	10/17/2012	24.06
88107000	CAP Move-CWIP	UZ	2000000267	10/17/2012	31.58
88107000	CAP Move-CWIP	UZ	2000000267	10/17/2012	601.68
88107000	CAP Move-CWIP	UZ	2000000267	10/17/2012	3,594.00
88107000	CAP Move-CWIP	UZ	2000000264	10/17/2012	316.62
88107000	CAP Move-CWIP	UZ	2000000264	10/17/2012	39.53
88107000	CAP Move-CWIP	UZ	2000000264	10/17/2012	494.90
88107000	CAP Move-CWIP	UZ	2000000264	10/17/2012	182.72
88107000	CAP Move-CWIP	UZ	2000000264	10/17/2012	268.99
88107000	CAP Move-CWIP	UZ	2000000267	10/17/2012	62.04
88107000	CAP Move-CWIP	UZ	2000000267	10/17/2012	2,481.48
88107000	CAP Move-CWIP	UZ	2000000267	10/17/2012	35.38
88107000	CAP Move-CWIP	UZ	2000000264	10/17/2012	143.89

## Kentucky American Water Company

Case No. 2012-00520

Response to PSC DR1, Item 31

Account	Description	Doc Type	Document Number	Posting Date	Amount
88107000	CAP Move-CWIP	UZ	2000000264	10/17/2012	(2,892.16)
88107000	CAP Move-CWIP	UZ	2000000264	10/17/2012	48.61
88107000	CAP Move-CWIP	UZ	2000000264	10/17/2012	(55,055.00)
88107000	CAP Move-CWIP	UZ	2000000264	10/17/2012	(16.97)
88107000	CAP Move-CWIP	UZ	2000000264	10/17/2012	(210.68)
88107000	CAP Move-CWIP	UZ	2000000264	10/17/2012	(151.90)
88107000	CAP Move-CWIP	UZ	2000000267	10/17/2012	353.88
88107000	CAP Move-CWIP	UZ	2000000267	10/17/2012	55,005.00
88107000	CAP Move-CWIP	UZ	2000000267	10/17/2012	(18.96)
88107000	CAP Move-CWIP	UZ	2000000267	10/17/2012	(58.52)
88107000	CAP Move-CWIP	UZ	2000000267	10/17/2012	(129.04)
88107000	CAP Move-CWIP	UZ	2000000267	10/17/2012	(741.78)
88107000	CAP Move-CWIP	UZ	2000000267	10/17/2012	(54,200.00)
88107000	CAP Move-CWIP	UZ	2000000267	10/17/2012	1,944.00
88107000	CAP Move-CWIP	UZ	2000000264	10/17/2012	261.00
88107000	CAP Move-CWIP	UZ	2000000264	10/17/2012	1,788.48
88107000	CAP Move-CWIP	UZ	2000000264	10/17/2012	131.14
88107000	CAP Move-CWIP	UZ	2000000267	10/17/2012	44.70
88107000	CAP Move-CWIP	UZ	2000000267	10/17/2012	410.52
88107000	CAP Move-CWIP	UZ	2000000264	10/17/2012	1,156.47
88107000	CAP Move-CWIP	UZ	2000000264	10/17/2012	113.78
88107000	CAP Move-CWIP	UZ	2000000264	10/17/2012	7.76
88107000	CAP Move-CWIP	UZ	2000000264	10/17/2012	29.64
88107000	CAP Move-CWIP	UZ	2000000264	10/17/2012	4,739.10
88107000	CAP Move-CWIP	UZ	2000000264	10/17/2012	(259.84)
88107000	CAP Move-CWIP	UZ	2000000267	10/17/2012	344.67
88107000	CAP Move-CWIP	UZ	2000000267	10/17/2012	62.17
88107000	CAP Move-CWIP	UZ	2000000267	10/17/2012	52.82
88107000	CAP Move-CWIP	UZ	2000000267	10/17/2012	6.95
88107000	CAP Move-CWIP	UZ	2000000267	10/17/2012	(65.14)
88107000	CAP Move-CWIP	UZ	2000000267	10/17/2012	(582.24)
88107000	CAP Move-CWIP	UZ	2000000267	10/17/2012	(43.72)
88107000	CAP Move-CWIP	UZ	2000000264	10/17/2012	(1,564.65)
88107000	CAP Move-CWIP	UZ	2000000264	10/17/2012	(250.66)
88107000	CAP Move-CWIP	UZ	2000000264	10/17/2012	(28.01)
88107000	CAP Move-CWIP	UZ	2000000264	10/17/2012	(125.03)
88107000	CAP Move-CWIP	UZ	2000000267	10/17/2012	(270.21)
88107000	CAP Move-CWIP	UZ	2000000267	10/17/2012	(212.95)
88107000	CAP Move-CWIP	UZ	2000000267	10/17/2012	(39.12)
88107000	CAP Move-CWIP	UZ	2000000267	10/17/2012	(31.29)
88107000	CAP Move-CWIP	UZ	2000000264	10/17/2012	(139.80)
88107000	CAP Move-CWIP	UZ	2000000264	10/17/2012	(73.30)
88107000	CAP Move-CWIP	UZ	2000000264	10/17/2012	(1.73)
88107000	CAP Move-CWIP	UZ	2000000264	10/17/2012	(10.77)
88107000	CAP Move-CWIP	UZ	2000000264	10/17/2012	(39.15)
88107000	CAP Move-CWIP	UZ	2000000267	10/17/2012	(9.64)
88107000	CAP Move-CWIP	UZ	2000000267	10/17/2012	(86.28)
88107000	CAP Move-CWIP	UZ	2000000267	10/17/2012	(538.56)
88107000	CAP Move-CWIP	UZ	2000000264	10/17/2012	(8.33)
88107000	CAP Move-CWIP	UZ	2000000264	10/17/2012	(387.41)
88107000	CAP Move-CWIP	UZ	2000000264	10/17/2012	485.48
88107000	CAP Move-CWIP	UZ	2000000264	10/17/2012	(56.72)
88107000	CAP Move-CWIP	UZ	2000000264	10/17/2012	(6.07)

## Kentucky American Water Company

Case No. 2012-00520

Response to PSC DR1, Item 31

Account	Description	Doc Type	Document Number	Posting Date	Amount
88107000	CAP Move-CWIP	UZ	2000000264	10/17/2012	(30.28)
88107000	CAP Move-CWIP	UZ	2000000264	10/17/2012	(7.46)
88107000	CAP Move-CWIP	UZ	2000000264	10/17/2012	(66.76)
88107000	CAP Move-CWIP	UZ	2000000264	10/17/2012	(9.20)
88107000	CAP Move-CWIP	UZ	2000000267	10/17/2012	387.41
88107000	CAP Move-CWIP	UZ	2000000267	10/17/2012	(416.74)
88107000	CAP Move-CWIP	UZ	2000000267	10/17/2012	(104.28)
88107000	CAP Move-CWIP	UZ	2000000264	10/17/2012	(138.40)
88107000	CAP Move-CWIP	UZ	2000000264	10/17/2012	21.65
88107000	CAP Move-CWIP	UZ	2000000264	10/17/2012	(533.17)
88107000	CAP Move-CWIP	UZ	2000000264	10/17/2012	11.73
88107000	CAP Move-CWIP	UZ	2000000264	10/17/2012	93.03
88107000	CAP Move-CWIP	UZ	2000000264	10/17/2012	8.27
88107000	CAP Move-CWIP	UZ	2000000264	10/17/2012	(60.96)
88107000	CAP Move-CWIP	UZ	2000000264	10/17/2012	(71.76)
88107000	CAP Move-CWIP	UZ	2000000264	10/17/2012	(1.70)
88107000	CAP Move-CWIP	UZ	2000000267	10/17/2012	(8.96)
88107000	CAP Move-CWIP	UZ	2000000267	10/17/2012	(38.75)
88107000	CAP Move-CWIP	UZ	2000000267	10/17/2012	(8.02)
88107000	CAP Move-CWIP	UZ	2000000267	10/17/2012	308.77
88107000	CAP Move-CWIP	UZ	2000000264	10/17/2012	172.24
88107000	CAP Move-CWIP	UZ	2000000264	10/17/2012	(7.26)
88107000	CAP Move-CWIP	UZ	2000000264	10/17/2012	12.28
88107000	CAP Move-CWIP	UZ	2000000264	10/17/2012	1.35
88107000	CAP Move-CWIP	UZ	2000000267	10/17/2012	0.86
88107000	CAP Move-CWIP	UZ	2000000267	10/17/2012	(97.04)
88107000	CAP Move-CWIP	UZ	2000000267	10/17/2012	1,468.80
88107000	CAP Move-CWIP	UZ	2000000267	10/17/2012	1.50
88107000	CAP Move-CWIP	UZ	2000000267	10/17/2012	10.23
88107000	CAP Move-CWIP	UZ	2000000267	10/17/2012	59.13
88107000	CAP Move-CWIP	UZ	2000000267	10/17/2012	(10.88)
88107000	CAP Move-CWIP	UZ	2000000267	10/17/2012	12.05
88107000	CAP Move-CWIP	UZ	2000000267	10/17/2012	37,772.13
88107000	CAP Move-CWIP	UZ	2000000264	10/17/2012	9,500.00
88107000	CAP Move-CWIP	UZ	2000000264	10/17/2012	(9,500.00)
88107000	CAP Move-CWIP	UZ	2000000267	10/17/2012	(9,500.00)
88107000	CAP Move-CWIP	UZ	2000000264	10/17/2012	(35.19)
88107000	CAP Move-CWIP	UZ	2000000264	10/17/2012	(77.17)
88107000	CAP Move-CWIP	UZ	2000000264	10/17/2012	(12.21)
88107000	CAP Move-CWIP	UZ	2000000267	10/17/2012	(8.62)
88107000	CAP Move-CWIP	UZ	2000000267	10/17/2012	(481.74)
88107000	CAP Move-CWIP	UZ	2000000267	10/17/2012	(9.36)
88107000	CAP Move-CWIP	UZ	2000000267	10/17/2012	(9.63)
88107000	CAP Move-CWIP	UZ	2000000267	10/17/2012	(107.38)
88107000	CAP Move-CWIP	UZ	2000000267	10/17/2012	(65.56)
88107000	CAP Move-CWIP	UZ	2000000264	10/17/2012	(9.69)
88107000	CAP Move-CWIP	UZ	2000000264	10/17/2012	(29.57)
88107000	CAP Move-CWIP	UZ	2000000264	10/17/2012	(3.30)
88107000	CAP Move-CWIP	UZ	2000000264	10/17/2012	(21.16)
88107000	CAP Move-CWIP	UZ	2000000264	10/17/2012	(13.80)
88107000	CAP Move-CWIP	UZ	2000000264	10/17/2012	(184.56)
88107000	CAP Move-CWIP	UZ	2000000267	10/17/2012	(3.69)
88107000	CAP Move-CWIP	UZ	2000000267	10/17/2012	(25.12)

## Kentucky American Water Company

Case No. 2012-00520

Response to PSC DR1, Item 31

Account	Description	Doc Type	Document Number	Posting Date	Amount
88107000	CAP Move-CWIP	UZ	2000000267	10/17/2012	(7.38)
88107000	CAP Move-CWIP	UZ	2000000264	10/17/2012	(338,619.83)
88107000	CAP Move-CWIP	UZ	2000000264	10/17/2012	21.07
88107000	CAP Move-CWIP	UZ	2000000264	10/17/2012	44.41
88107000	CAP Move-CWIP	UZ	2000000267	10/17/2012	27.62
88107000	CAP Move-CWIP	UZ	2000000267	10/17/2012	526.47
88107000	CAP Move-CWIP	UZ	2000000267	10/17/2012	(45,000.00)
88107000	CAP Move-CWIP	UZ	2000000267	10/17/2012	39.70
88107000	CAP Move-CWIP	UZ	2000000264	10/17/2012	(109.00)
88107000	CAP Move-CWIP	UZ	2000000264	10/17/2012	150.80
88107000	CAP Move-CWIP	UZ	2000000264	10/17/2012	15.00
88107000	CAP Move-CWIP	UZ	2000000264	10/17/2012	76.11
88107000	CAP Move-CWIP	UZ	2000000264	10/17/2012	67.59
88107000	CAP Move-CWIP	UZ	2000000264	10/17/2012	(5.63)
88107000	CAP Move-CWIP	UZ	2000000264	10/17/2012	896.73
88107000	CAP Move-CWIP	UZ	2000000264	10/17/2012	47.09
88107000	CAP Move-CWIP	UZ	2000000267	10/17/2012	35.88
88107000	CAP Move-CWIP	UZ	2000000267	10/17/2012	375.00
88107000	CAP Move-CWIP	UZ	2000000267	10/17/2012	(26.25)
88107000	CAP Move-CWIP	UZ	2000000267	10/17/2012	(48.59)
88107000	CAP Move-CWIP	UZ	2000000267	10/17/2012	(45.06)
88107000	CAP Move-CWIP	UZ	2000000267	10/17/2012	27.61
88107000	CAP Move-CWIP	UZ	2000000267	10/17/2012	(34.45)
88107000	CAP Move-CWIP	UZ	2000000267	10/17/2012	(38.28)
88107000	CAP Move-CWIP	UZ	2000000267	10/17/2012	(5.03)
88107000	CAP Move-CWIP	UZ	2000000267	10/17/2012	(46,259.35)
88107000	CAP Move-CWIP	UZ	2000000267	10/17/2012	(656.25)
88107000	CAP Move-CWIP	UZ	2000000267	10/17/2012	40,263.89
88107000	CAP Move-CWIP	UZ	2000000267	10/17/2012	19.69
88107000	CAP Move-CWIP	UZ	2000000267	10/17/2012	72.33
88107000	CAP Move-CWIP	UZ	2000000264	10/17/2012	(24,300.70)
88107000	CAP Move-CWIP	UZ	2000000267	10/17/2012	71,734.31
88107000	CAP Move-CWIP	UZ	2000000264	10/17/2012	2,935.34
88107000	CAP Move-CWIP	UZ	2000000264	10/17/2012	1,667.36
88107000	CAP Move-CWIP	UZ	2000000264	10/17/2012	90.76
88107000	CAP Move-CWIP	UZ	2000000264	10/17/2012	17.01
88107000	CAP Move-CWIP	UZ	2000000267	10/17/2012	(1,667.36)
88107000	CAP Move-CWIP	UZ	2000000267	10/17/2012	6.72
88107000	CAP Move-CWIP	UZ	2000000267	10/17/2012	2.28
88107000	CAP Move-CWIP	UZ	2000000267	10/17/2012	(10,072.11)
88107000	CAP Move-CWIP	UZ	2000000264	10/17/2012	(510.29)
88107000	CAP Move-CWIP	UZ	2000000264	10/17/2012	(25.42)
88107000	CAP Move-CWIP	UZ	2000000264	10/17/2012	(12.71)
88107000	CAP Move-CWIP	UZ	2000000264	10/17/2012	(49.90)
88107000	CAP Move-CWIP	UZ	2000000264	10/17/2012	(33.36)
88107000	CAP Move-CWIP	UZ	2000000267	10/17/2012	(11.38)
88107000	CAP Move-CWIP	UZ	2000000267	10/17/2012	(44.29)
88107000	CAP Move-CWIP	UZ	2000000267	10/17/2012	(101.78)
88107000	CAP Move-CWIP	UZ	2000000267	10/17/2012	(6,917.53)
88107000	CAP Move-CWIP	UZ	2000000267	10/17/2012	(635.34)
88107000	CAP Move-CWIP	UZ	2000000267	10/17/2012	(86.47)
88107000	CAP Move-CWIP	UZ	2000000264	10/17/2012	(33.22)
88107000	CAP Move-CWIP	UZ	2000000264	10/17/2012	(37.42)

## Kentucky American Water Company

Case No. 2012-00520

Response to PSC DR1, Item 31

Account	Description	Doc Type	Document Number	Posting Date	Amount
88107000	CAP Move-CWIP	UZ	2000000264	10/17/2012	1,890.14
88107000	CAP Move-CWIP	UZ	2000000264	10/17/2012	64.61
88107000	CAP Move-CWIP	UZ	2000000264	10/17/2012	6.36
88107000	CAP Move-CWIP	UZ	2000000264	10/17/2012	131.98
88107000	CAP Move-CWIP	UZ	2000000264	10/17/2012	142.95
88107000	CAP Move-CWIP	UZ	2000000267	10/17/2012	(19.07)
88107000	CAP Move-CWIP	UZ	2000000267	10/17/2012	43.23
88107000	CAP Move-CWIP	UZ	2000000267	10/17/2012	50.89
88107000	CAP Move-CWIP	UZ	2000000267	10/17/2012	(25.02)
88107000	CAP Move-CWIP	UZ	2000000267	10/17/2012	99.23
88107000	CAP Move-CWIP	UZ	2000000267	10/17/2012	5.68
88107000	CAP Move-CWIP	UZ	2000000267	10/17/2012	(8,510.50)
88107000	CAP Move-CWIP	UZ	2000000267	10/17/2012	(476.51)
88107000	CAP Move-CWIP	UZ	2000000267	10/17/2012	(10,103.74)
88107000	CAP Move-CWIP	UZ	2000000264	10/17/2012	(317.67)
88107000	CAP Move-CWIP	UZ	2000000264	10/17/2012	(22.15)
88107000	CAP Move-CWIP	UZ	2000000264	10/17/2012	(24.95)
88107000	CAP Move-CWIP	UZ	2000000264	10/17/2012	(12.71)
88107000	CAP Move-CWIP	UZ	2000000264	10/17/2012	3,716.73
88107000	CAP Move-CWIP	UZ	2000000264	10/17/2012	281.11
88107000	CAP Move-CWIP	UZ	2000000264	10/17/2012	(16.68)
88107000	CAP Move-CWIP	UZ	2000000267	10/17/2012	(8,510.50)
88107000	CAP Move-CWIP	UZ	2000000267	10/17/2012	64.85
88107000	CAP Move-CWIP	UZ	2000000267	10/17/2012	195.12
88107000	CAP Move-CWIP	UZ	2000000267	10/17/2012	9.53
88107000	CAP Move-CWIP	UZ	2000000267	10/17/2012	259.32
88107000	CAP Move-CWIP	UZ	2000000267	10/17/2012	8.53
88107000	CAP Move-CWIP	UZ	2000000267	10/17/2012	119.43
88107000	CAP Move-CWIP	UZ	2000000267	10/17/2012	76.34
88107000	CAP Move-CWIP	UZ	2000000267	10/17/2012	470.64
88107000	CAP Move-CWIP	UZ	2000000267	10/17/2012	1,698.77
88107000	CAP Move-CWIP	UZ	2000000267	10/17/2012	35.83
88107000	CAP Move-CWIP	UZ	2000000264	10/17/2012	2,196.32
88107000	CAP Move-CWIP	UZ	2000000267	10/17/2012	2,196.32
88107000	CAP Move-CWIP	UZ	2000000264	10/17/2012	(6.60)
88107000	CAP Move-CWIP	UZ	2000000264	10/17/2012	(9.14)
88107000	CAP Move-CWIP	UZ	2000000267	10/17/2012	(125.81)
88107000	CAP Move-CWIP	UZ	2000000267	10/17/2012	(31.09)
88107000	CAP Move-CWIP	UZ	2000000264	10/17/2012	169.38
88107000	CAP Move-CWIP	UZ	2000000264	10/17/2012	6.76
88107000	CAP Move-CWIP	UZ	2000000267	10/17/2012	51.18
88107000	CAP Move-CWIP	UZ	2000000267	10/17/2012	144.92
88107000	CAP Move-CWIP	UZ	2000000267	10/17/2012	20.90
88107000	CAP Move-CWIP	UZ	2000000267	10/17/2012	529.59
88107000	CAP Move-CWIP	UZ	2000000264	10/17/2012	1,163.88
88107000	CAP Move-CWIP	UZ	2000000264	10/17/2012	(5,467.13)
88107000	CAP Move-CWIP	UZ	2000000264	10/17/2012	449.18
88107000	CAP Move-CWIP	UZ	2000000264	10/17/2012	204.75
88107000	CAP Move-CWIP	UZ	2000000264	10/17/2012	(444.27)
88107000	CAP Move-CWIP	UZ	2000000264	10/17/2012	(33.85)
88107000	CAP Move-CWIP	UZ	2000000264	10/17/2012	(156.14)
88107000	CAP Move-CWIP	UZ	2000000264	10/17/2012	1,529.29
88107000	CAP Move-CWIP	UZ	2000000264	10/17/2012	(2,130.48)



Kentucky American Water Company

Case No. 2012-00520

Response to PSC DR1, Item 31

Account	Description	Doc Type	Document Number	Posting Date	Amount
88107000	CAP Move-CWIP	UZ	2000000267	10/17/2012	(65.46)
88107000	CAP Move-CWIP	UZ	2000000267	10/17/2012	6,467.13
88107000	CAP Move-CWIP	UZ	2000000267	10/17/2012	66.94
88107000	CAP Move-CWIP	UZ	2000000267	10/17/2012	(37.82)
88107000	CAP Move-CWIP	UZ	2000000267	10/17/2012	91.57
88107000	CAP Move-CWIP	UZ	2000000267	10/17/2012	(257.39)
88107000	CAP Move-CWIP	UZ	2000000267	10/17/2012	(89.64)
88107000	CAP Move-CWIP	UZ	2000000267	10/17/2012	1,539.30
88107000	CAP Move-CWIP	UZ	2000000267	10/17/2012	126.14
88107000	CAP Move-CWIP	UZ	2000000267	10/17/2012	(302.96)
88107000	CAP Move-CWIP	UZ	2000000264	10/17/2012	1,278.00
88107000	CAP Move-CWIP	UZ	2000000267	10/17/2012	(278.00)
88107000	CAP Move-CWIP	UZ	2000000267	10/17/2012	1,119.73
88107000	CAP Move-CWIP	UZ	2000000264	10/17/2012	21.35
88107000	CAP Move-CWIP	UZ	2000000264	10/17/2012	1,435.52
88107000	CAP Move-CWIP	UZ	2000000264	10/17/2012	300.58
88107000	CAP Move-CWIP	UZ	2000000264	10/17/2012	96.82
88107000	CAP Move-CWIP	UZ	2000000264	10/17/2012	524.11
88107000	CAP Move-CWIP	UZ	2000000267	10/17/2012	115.77
88107000	CAP Move-CWIP	UZ	2000000267	10/17/2012	290.88
88107000	CAP Move-CWIP	UZ	2000000267	10/17/2012	33.59
88107000	CAP Move-CWIP	UZ	2000000267	10/17/2012	37.53
88107000	CAP Move-CWIP	UZ	2000000267	10/17/2012	2,472.59
88107000	CAP Move-CWIP	UZ	2000000267	10/17/2012	255.36
88107000	CAP Move-CWIP	UZ	2000000264	10/17/2012	(86.57)
88107000	CAP Move-CWIP	UZ	2000000264	10/17/2012	(120.60)
88107000	CAP Move-CWIP	UZ	2000000264	10/17/2012	(225.66)
88107000	CAP Move-CWIP	UZ	2000000264	10/17/2012	(265.62)
88107000	CAP Move-CWIP	UZ	2000000264	10/17/2012	(29.68)
88107000	CAP Move-CWIP	UZ	2000000264	10/17/2012	(1,658.07)
88107000	CAP Move-CWIP	UZ	2000000267	10/17/2012	(33.16)
88107000	CAP Move-CWIP	UZ	2000000267	10/17/2012	(399.55)
88107000	CAP Move-CWIP	UZ	2000000264	10/17/2012	(1,229.00)
88107000	CAP Move-CWIP	UZ	2000000267	10/17/2012	1,229.00
88107000	CAP Move-CWIP	UZ	2000000264	10/17/2012	250.35
88107000	CAP Move-CWIP	UZ	2000000264	10/17/2012	1.93
88107000	CAP Move-CWIP	UZ	2000000264	10/17/2012	95.55
88107000	CAP Move-CWIP	UZ	2000000264	10/17/2012	5.08
88107000	CAP Move-CWIP	UZ	2000000267	10/17/2012	1,296.25
88107000	CAP Move-CWIP	UZ	2000000267	10/17/2012	32.90
88107000	CAP Move-CWIP	UZ	2000000267	10/17/2012	13.16
88107000	CAP Move-CWIP	UZ	2000000267	10/17/2012	1.73
88107000	CAP Move-CWIP	UZ	2000000267	10/17/2012	15.49
88107000	CAP Move-CWIP	UZ	2000000264	10/17/2012	(73.05)
88107000	CAP Move-CWIP	UZ	2000000264	10/17/2012	(110.26)
88107000	CAP Move-CWIP	UZ	2000000264	10/17/2012	(12.32)
88107000	CAP Move-CWIP	UZ	2000000264	10/17/2012	90.57
88107000	CAP Move-CWIP	UZ	2000000264	10/17/2012	(1,740.60)
88107000	CAP Move-CWIP	UZ	2000000264	10/17/2012	598.75
88107000	CAP Move-CWIP	UZ	2000000264	10/17/2012	(7,500.88)
88107000	CAP Move-CWIP	UZ	2000000264	10/17/2012	(93.67)
88107000	CAP Move-CWIP	UZ	2000000264	10/17/2012	285.45
88107000	CAP Move-CWIP	UZ	2000000264	10/17/2012	(126.15)

## Kentucky American Water Company

Case No. 2012-00520

Response to PSC DR1, Item 31

Account	Description	Doc Type	Document Number	Posting Date	Amount
88107000	CAP Move-CWIP	UZ	2000000264	10/17/2012	(376.83)
88107000	CAP Move-CWIP	UZ	2000000267	10/17/2012	8,190.88
88107000	CAP Move-CWIP	UZ	2000000267	10/17/2012	803.08
88107000	CAP Move-CWIP	UZ	2000000267	10/17/2012	(13.77)
88107000	CAP Move-CWIP	UZ	2000000267	10/17/2012	2,231.52
88107000	CAP Move-CWIP	UZ	2000000267	10/17/2012	80.68
88107000	CAP Move-CWIP	UZ	2000000267	10/17/2012	(47.98)
88107000	CAP Move-CWIP	UZ	2000000267	10/17/2012	2,523.99
88107000	CAP Move-CWIP	UZ	2000000267	10/17/2012	204.98
88107000	CAP Move-CWIP	UZ	2000000264	10/17/2012	690.00
88107000	CAP Move-CWIP	UZ	2000000264	10/17/2012	(23.96)
88107000	CAP Move-CWIP	UZ	2000000264	10/17/2012	(44.05)
88107000	CAP Move-CWIP	UZ	2000000264	10/17/2012	(16.74)
88107000	CAP Move-CWIP	UZ	2000000264	10/17/2012	(50.94)
88107000	CAP Move-CWIP	UZ	2000000264	10/17/2012	(6.47)
88107000	CAP Move-CWIP	UZ	2000000267	10/17/2012	(11.39)
88107000	CAP Move-CWIP	UZ	2000000267	10/17/2012	(323.66)
88107000	CAP Move-CWIP	UZ	2000000267	10/17/2012	(51.85)
88107000	CAP Move-CWIP	UZ	2000000267	10/17/2012	(5.80)
88107000	CAP Move-CWIP	UZ	2000000264	10/17/2012	4.54
88107000	CAP Move-CWIP	UZ	2000000264	10/17/2012	19.18
88107000	CAP Move-CWIP	UZ	2000000264	10/17/2012	14.23
88107000	CAP Move-CWIP	UZ	2000000264	10/17/2012	253.57
88107000	CAP Move-CWIP	UZ	2000000264	10/17/2012	1.75
88107000	CAP Move-CWIP	UZ	2000000264	10/17/2012	4.98
88107000	CAP Move-CWIP	UZ	2000000264	10/17/2012	8.71
88107000	CAP Move-CWIP	UZ	2000000267	10/17/2012	40.62
88107000	CAP Move-CWIP	UZ	2000000267	10/17/2012	34.51
88107000	CAP Move-CWIP	UZ	2000000267	10/17/2012	5.07
88107000	CAP Move-CWIP	UZ	2000000264	10/17/2012	(19.77)
88107000	CAP Move-CWIP	UZ	2000000264	10/17/2012	4.71
88107000	CAP Move-CWIP	UZ	2000000264	10/17/2012	(382.41)
88107000	CAP Move-CWIP	UZ	2000000264	10/17/2012	14.69
88107000	CAP Move-CWIP	UZ	2000000264	10/17/2012	21,300.30
88107000	CAP Move-CWIP	UZ	2000000264	10/17/2012	2.63
88107000	CAP Move-CWIP	UZ	2000000264	10/17/2012	284.54
88107000	CAP Move-CWIP	UZ	2000000264	10/17/2012	(15.68)
88107000	CAP Move-CWIP	UZ	2000000264	10/17/2012	8.05
88107000	CAP Move-CWIP	UZ	2000000267	10/17/2012	(13.41)
88107000	CAP Move-CWIP	UZ	2000000267	10/17/2012	(20,300.30)
88107000	CAP Move-CWIP	UZ	2000000267	10/17/2012	(28.34)
88107000	CAP Move-CWIP	UZ	2000000267	10/17/2012	(58.60)
88107000	CAP Move-CWIP	UZ	2000000267	10/17/2012	(1.75)
88107000	CAP Move-CWIP	UZ	2000000267	10/17/2012	21.54
88107000	CAP Move-CWIP	UZ	2000000267	10/17/2012	277.93
88107000	CAP Move-CWIP	UZ	2000000267	10/17/2012	(13.32)
88107000	CAP Move-CWIP	UZ	2000000267	10/17/2012	(1.96)
88107000	CAP Move-CWIP	UZ	2000000267	10/17/2012	2,354.39
88107000	CAP Move-CWIP	UZ	2000000264	10/17/2012	2,001.75
88107000	CAP Move-CWIP	UZ	2000000264	10/17/2012	692.46
88107000	CAP Move-CWIP	UZ	2000000264	10/17/2012	1,911.96
88107000	CAP Move-CWIP	UZ	2000000264	10/17/2012	3,726.78
88107000	CAP Move-CWIP	UZ	2000000264	10/17/2012	(20.52)

Kentucky American Water Company

Case No. 2012-00520

Response to PSC DR1, Item 31

Account	Description	Doc Type	Document Number	Posting Date	Amount
88107000	CAP Move-CWIP	UZ	2000000264	10/17/2012	371.40
88107000	CAP Move-CWIP	UZ	2000000264	10/17/2012	(2.77)
88107000	CAP Move-CWIP	UZ	2000000264	10/17/2012	(22.20)
88107000	CAP Move-CWIP	UZ	2000000264	10/17/2012	(348.94)
88107000	CAP Move-CWIP	UZ	2000000264	10/17/2012	6.70
88107000	CAP Move-CWIP	UZ	2000000267	10/17/2012	(1,229.40)
88107000	CAP Move-CWIP	UZ	2000000267	10/17/2012	(35.90)
88107000	CAP Move-CWIP	UZ	2000000267	10/17/2012	(2.48)
88107000	CAP Move-CWIP	UZ	2000000267	10/17/2012	0.53
88107000	CAP Move-CWIP	UZ	2000000267	10/17/2012	280.62
88107000	CAP Move-CWIP	UZ	2000000267	10/17/2012	(87.88)
88107000	CAP Move-CWIP	UZ	2000000267	10/17/2012	(6,938.91)
88107000	CAP Move-CWIP	UZ	2000000267	10/17/2012	(13,300.40)
88107000	CAP Move-CWIP	UZ	2000000267	10/17/2012	(18.86)
88107000	CAP Move-CWIP	UZ	2000000264	10/17/2012	(550.00)
88107000	CAP Move-CWIP	UZ	2000000264	10/17/2012	124.05
88107000	CAP Move-CWIP	UZ	2000000264	10/17/2012	4.03
88107000	CAP Move-CWIP	UZ	2000000264	10/17/2012	5.75
88107000	CAP Move-CWIP	UZ	2000000267	10/17/2012	76.71
88107000	CAP Move-CWIP	UZ	2000000267	10/17/2012	2.30
88107000	CAP Move-CWIP	UZ	2000000267	10/17/2012	8.11
88107000	CAP Move-CWIP	UZ	2000000264	10/17/2012	2.94
88107000	CAP Move-CWIP	UZ	2000000264	10/17/2012	803.08
88107000	CAP Move-CWIP	UZ	2000000264	10/17/2012	1,444.01
88107000	CAP Move-CWIP	UZ	2000000264	10/17/2012	(1,311.53)
88107000	CAP Move-CWIP	UZ	2000000264	10/17/2012	92.75
88107000	CAP Move-CWIP	UZ	2000000267	10/17/2012	526.92
88107000	CAP Move-CWIP	UZ	2000000267	10/17/2012	3,416.14
88107000	CAP Move-CWIP	UZ	2000000267	10/17/2012	1,380.08
88107000	CAP Move-CWIP	UZ	2000000267	10/17/2012	(2,726.14)
88107000	CAP Move-CWIP	UZ	2000000267	10/17/2012	(124.05)
88107000	CAP Move-CWIP	UZ	2000000267	10/17/2012	109.17
88107000	CAP Move-CWIP	UZ	2000000267	10/17/2012	13.63
88107000	CAP Move-CWIP	UZ	2000000267	10/17/2012	158.52
88107000	CAP Move-CWIP	UZ	2000000267	10/17/2012	(37.90)
88107000	CAP Move-CWIP	UZ	2000000267	10/17/2012	213.04
88107000	CAP Move-CWIP	UZ	2000000267	10/17/2012	(17.98)
88107000	CAP Move-CWIP	UZ	2000000267	10/17/2012	12.20
88107000	CAP Move-CWIP	UZ	2000000267	10/17/2012	197.96
88107000	CAP Move-CWIP	UZ	2000000267	10/17/2012	(183.73)
88107000	CAP Move-CWIP	UZ	2000000267	10/17/2012	7,955.83
88107000	CAP Move-CWIP	UZ	2000000267	10/17/2012	(78.72)
88107000	CAP Move-CWIP	UZ	2000000267	10/17/2012	690.00
88107000	CAP Move-CWIP	UZ	2000000267	10/17/2012	13.80
88107000	CAP Move-CWIP	UZ	2000000267	10/17/2012	5,215.20
88107000	CAP Move-CWIP	UZ	2000000264	10/17/2012	11,167.56
88107000	CAP Move-CWIP	UZ	2000000267	10/17/2012	558.32
88107000	CAP Move-CWIP	UZ	2000000264	10/17/2012	(27,034.09)
88107000	CAP Move-CWIP	UZ	2000000264	10/17/2012	5.37
88107000	CAP Move-CWIP	UZ	2000000264	10/17/2012	(545.40)
88107000	CAP Move-CWIP	UZ	2000000264	10/17/2012	(54.60)
88107000	CAP Move-CWIP	UZ	2000000264	10/17/2012	(10,331.91)
88107000	CAP Move-CWIP	UZ	2000000264	10/17/2012	48.06

## Kentucky American Water Company

Case No. 2012-00520

Response to PSC DR1, Item 31

Account	Description	Doc Type	Document Number	Posting Date	Amount
88107000	CAP Move-CWIP	UZ	2000000267	10/17/2012	40.83
88107000	CAP Move-CWIP	UZ	2000000267	10/17/2012	6.00
88107000	CAP Move-CWIP	UZ	2000000267	10/17/2012	308.92
88107000	CAP Move-CWIP	UZ	2000000267	10/17/2012	3,187.88
88107000	CAP Move-CWIP	UZ	2000000267	10/17/2012	40.91
88107000	CAP Move-CWIP	UZ	2000000267	10/17/2012	243.46
88107000	CAP Move-CWIP	UZ	2000000267	10/17/2012	(3,240.00)
88107000	CAP Move-CWIP	UZ	2000000267	10/17/2012	(41.10)
88107000	CAP Move-CWIP	UZ	2000000267	10/17/2012	14,170.23
88107000	CAP Move-CWIP	UZ	2000000264	10/17/2012	(43.50)
88107000	CAP Move-CWIP	UZ	2000000264	10/17/2012	0.62
88107000	CAP Move-CWIP	UZ	2000000264	10/17/2012	4.94
88107000	CAP Move-CWIP	UZ	2000000264	10/17/2012	2.32
88107000	CAP Move-CWIP	UZ	2000000264	10/17/2012	0.92
88107000	CAP Move-CWIP	UZ	2000000264	10/17/2012	4.19
88107000	CAP Move-CWIP	UZ	2000000264	10/17/2012	1.62
88107000	CAP Move-CWIP	UZ	2000000264	10/17/2012	43.50
88107000	CAP Move-CWIP	UZ	2000000267	10/17/2012	2.64
88107000	CAP Move-CWIP	UZ	2000000267	10/17/2012	30.82
88107000	CAP Move-CWIP	UZ	2000000267	10/17/2012	0.55
88107000	CAP Move-CWIP	UZ	2000000264	10/17/2012	174.71
88107000	CAP Move-CWIP	UZ	2000000264	10/17/2012	(15.01)
88107000	CAP Move-CWIP	UZ	2000000264	10/17/2012	1,312.22
88107000	CAP Move-CWIP	UZ	2000000264	10/17/2012	(85.19)
88107000	CAP Move-CWIP	UZ	2000000264	10/17/2012	87.17
88107000	CAP Move-CWIP	UZ	2000000264	10/17/2012	4.17
88107000	CAP Move-CWIP	UZ	2000000264	10/17/2012	6,658.99
88107000	CAP Move-CWIP	UZ	2000000264	10/17/2012	(89.30)
88107000	CAP Move-CWIP	UZ	2000000264	10/17/2012	74.06
88107000	CAP Move-CWIP	UZ	2000000264	10/17/2012	1,088.20
88107000	CAP Move-CWIP	UZ	2000000267	10/17/2012	(218.20)
88107000	CAP Move-CWIP	UZ	2000000267	10/17/2012	1,012.58
88107000	CAP Move-CWIP	UZ	2000000267	10/17/2012	2,530.78
88107000	CAP Move-CWIP	UZ	2000000267	10/17/2012	9.74
88107000	CAP Move-CWIP	UZ	2000000267	10/17/2012	10.88
88107000	CAP Move-CWIP	UZ	2000000267	10/17/2012	(224.66)
88107000	CAP Move-CWIP	UZ	2000000267	10/17/2012	(1,365.58)
88107000	CAP Move-CWIP	UZ	2000000267	10/17/2012	(34.96)
88107000	CAP Move-CWIP	UZ	2000000267	10/17/2012	479.61
88107000	CAP Move-CWIP	UZ	2000000267	10/17/2012	461.00
88107000	CAP Move-CWIP	UZ	2000000267	10/17/2012	173.52
88107000	CAP Move-CWIP	UZ	2000000264	10/17/2012	167.04
88107000	CAP Move-CWIP	UZ	2000000267	10/17/2012	(167.04)
88107000	CAP Move-CWIP	UZ	2000000267	10/17/2012	870.00
88107000	CAP Move-CWIP	UZ	2000000264	10/17/2012	145.09
88107000	CAP Move-CWIP	UZ	2000000264	10/17/2012	10.43
88107000	CAP Move-CWIP	UZ	2000000264	10/17/2012	7.48
88107000	CAP Move-CWIP	UZ	2000000267	10/17/2012	43.04
88107000	CAP Move-CWIP	UZ	2000000264	10/17/2012	3.52
88107000	CAP Move-CWIP	UZ	2000000264	10/17/2012	41.10
88107000	CAP Move-CWIP	UZ	2000000264	10/17/2012	0.82
88107000	CAP Move-CWIP	UZ	2000000264	10/17/2012	3.09
88107000	CAP Move-CWIP	UZ	2000000267	10/17/2012	2.16

## Kentucky American Water Company

Case No. 2012-00520

Response to PSC DR1, Item 31

Account	Description	Doc Type	Document Number	Posting Date	Amount
88107000	CAP Move-CWIP	UZ	2000000267	10/17/2012	0.74
88107000	CAP Move-CWIP	UZ	2000000267	10/17/2012	6.59
88107000	CAP Move-CWIP	UZ	2000000267	10/17/2012	1.24
88107000	CAP Move-CWIP	UZ	2000000267	10/17/2012	5.59
88107000	CAP Move-CWIP	UZ	2000000264	10/17/2012	36.64
88107000	CAP Move-CWIP	UZ	2000000264	10/17/2012	(59.81)
88107000	CAP Move-CWIP	UZ	2000000264	10/17/2012	168.57
88107000	CAP Move-CWIP	UZ	2000000264	10/17/2012	(31.60)
88107000	CAP Move-CWIP	UZ	2000000264	10/17/2012	942.88
88107000	CAP Move-CWIP	UZ	2000000264	10/17/2012	13,986.93
88107000	CAP Move-CWIP	UZ	2000000264	10/17/2012	(237.88)
88107000	CAP Move-CWIP	UZ	2000000264	10/17/2012	2,960.75
88107000	CAP Move-CWIP	UZ	2000000267	10/17/2012	(1,292.30)
88107000	CAP Move-CWIP	UZ	2000000267	10/17/2012	(1,189.64)
88107000	CAP Move-CWIP	UZ	2000000267	10/17/2012	694.02
88107000	CAP Move-CWIP	UZ	2000000267	10/17/2012	(29.83)
88107000	CAP Move-CWIP	UZ	2000000267	10/17/2012	32.80
88107000	CAP Move-CWIP	UZ	2000000267	10/17/2012	249.38
88107000	CAP Move-CWIP	UZ	2000000267	10/17/2012	160.65
88107000	CAP Move-CWIP	UZ	2000000267	10/17/2012	293.54
88107000	CAP Move-CWIP	UZ	2000000267	10/17/2012	21,016.94
88107000	CAP Move-CWIP	UZ	2000000264	10/17/2012	584.31
88107000	CAP Move-CWIP	UZ	2000000264	10/17/2012	2,574.37
88107000	CAP Move-CWIP	UZ	2000000264	10/17/2012	214.13
88107000	CAP Move-CWIP	UZ	2000000264	10/17/2012	(615.52)
88107000	CAP Move-CWIP	UZ	2000000264	10/17/2012	(225.32)
88107000	CAP Move-CWIP	UZ	2000000264	10/17/2012	763.11
88107000	CAP Move-CWIP	UZ	2000000264	10/17/2012	(6.31)
88107000	CAP Move-CWIP	UZ	2000000264	10/17/2012	13.25
88107000	CAP Move-CWIP	UZ	2000000264	10/17/2012	(399.22)
88107000	CAP Move-CWIP	UZ	2000000267	10/17/2012	378.56
88107000	CAP Move-CWIP	UZ	2000000267	10/17/2012	(44.60)
88107000	CAP Move-CWIP	UZ	2000000267	10/17/2012	(3,070.27)
88107000	CAP Move-CWIP	UZ	2000000267	10/17/2012	(339.16)
88107000	CAP Move-CWIP	UZ	2000000267	10/17/2012	(49.84)
88107000	CAP Move-CWIP	UZ	2000000267	10/17/2012	(41.97)
88107000	CAP Move-CWIP	UZ	2000000264	10/17/2012	61.29
88107000	CAP Move-CWIP	UZ	2000000267	10/17/2012	550.22
88107000	CAP Move-CWIP	UZ	2000000267	10/17/2012	287.87
88107000	CAP Move-CWIP	UZ	2000000267	10/17/2012	3.15
88107000	CAP Move-CWIP	UZ	2000000267	10/17/2012	28.20
88107000	CAP Move-CWIP	UZ	2000000267	10/17/2012	181.67
88107000	CAP Move-CWIP	UZ	2000000267	10/17/2012	3.88
88107000	CAP Move-CWIP	UZ	2000000267	10/17/2012	43.99
88107000	CAP Move-CWIP	UZ	2000000267	10/17/2012	23.95
88107000	CAP Move-CWIP	UZ	2000000267	10/17/2012	3.52
88107000	CAP Move-CWIP	UZ	2000000267	10/17/2012	85.19
88107000	CAP Move-CWIP	UZ	2000000264	10/17/2012	58.95
88107000	CAP Move-CWIP	UZ	2000000264	10/17/2012	(19.32)
88107000	CAP Move-CWIP	UZ	2000000264	10/17/2012	(773.76)
88107000	CAP Move-CWIP	UZ	2000000264	10/17/2012	(30.99)
88107000	CAP Move-CWIP	UZ	2000000264	10/17/2012	(26.33)
88107000	CAP Move-CWIP	UZ	2000000264	10/17/2012	721.91

## Kentucky American Water Company

Case No. 2012-00520

Response to PSC DR1, Item 31

Account	Description	Doc Type	Document Number	Posting Date	Amount
88107000	CAP Move-CWIP	UZ	2000000267	10/17/2012	(3.46)
88107000	CAP Move-CWIP	UZ	2000000267	10/17/2012	2,359.96
88107000	CAP Move-CWIP	UZ	2000000267	10/17/2012	(236.62)
88107000	CAP Move-CWIP	UZ	2000000267	10/17/2012	169.67
88107000	CAP Move-CWIP	UZ	2000000267	10/17/2012	(3.87)
88107000	CAP Move-CWIP	UZ	2000000267	10/17/2012	(57.00)
88107000	CAP Move-CWIP	UZ	2000000264	10/17/2012	132.96
88107000	CAP Move-CWIP	UZ	2000000264	10/17/2012	17.73
88107000	CAP Move-CWIP	UZ	2000000264	10/17/2012	22.10
88107000	CAP Move-CWIP	UZ	2000000267	10/17/2012	102.28
88107000	CAP Move-CWIP	UZ	2000000264	10/17/2012	(27,250.56)
88107000	CAP Move-CWIP	UZ	2000000264	10/17/2012	(183.38)
88107000	CAP Move-CWIP	UZ	2000000264	10/17/2012	1,534.40
88107000	CAP Move-CWIP	UZ	2000000264	10/17/2012	(266.45)
88107000	CAP Move-CWIP	UZ	2000000264	10/17/2012	(141.93)
88107000	CAP Move-CWIP	UZ	2000000264	10/17/2012	(35.11)
88107000	CAP Move-CWIP	UZ	2000000264	10/17/2012	439.64
88107000	CAP Move-CWIP	UZ	2000000264	10/17/2012	(314.26)
88107000	CAP Move-CWIP	UZ	2000000264	10/17/2012	640.01
88107000	CAP Move-CWIP	UZ	2000000264	10/17/2012	(266.98)
88107000	CAP Move-CWIP	UZ	2000000267	10/17/2012	342.29
88107000	CAP Move-CWIP	UZ	2000000267	10/17/2012	(3,581.64)
88107000	CAP Move-CWIP	UZ	2000000267	10/17/2012	1,757.36
88107000	CAP Move-CWIP	UZ	2000000267	10/17/2012	(515.98)
88107000	CAP Move-CWIP	UZ	2000000267	10/17/2012	6,909.26
88107000	CAP Move-CWIP	UZ	2000000267	10/17/2012	(39.23)
88107000	CAP Move-CWIP	UZ	2000000264	10/17/2012	19,553.00
88107000	CAP Move-CWIP	UZ	2000000267	10/17/2012	2,781.63
88107000	CAP Move-CWIP	UZ	2000000267	10/17/2012	133.95
88107000	CAP Move-CWIP	UZ	2000000264	10/17/2012	7.84
88107000	CAP Move-CWIP	UZ	2000000264	10/17/2012	78.16
88107000	CAP Move-CWIP	UZ	2000000264	10/17/2012	32.72
88107000	CAP Move-CWIP	UZ	2000000264	10/17/2012	13.31
88107000	CAP Move-CWIP	UZ	2000000264	10/17/2012	(2.22)
88107000	CAP Move-CWIP	UZ	2000000264	10/17/2012	442.23
88107000	CAP Move-CWIP	UZ	2000000264	10/17/2012	(88.72)
88107000	CAP Move-CWIP	UZ	2000000264	10/17/2012	1,920.00
88107000	CAP Move-CWIP	UZ	2000000267	10/17/2012	(6.49)
88107000	CAP Move-CWIP	UZ	2000000267	10/17/2012	(20.26)
88107000	CAP Move-CWIP	UZ	2000000264	10/17/2012	15.02
88107000	CAP Move-CWIP	UZ	2000000264	10/17/2012	65.55
88107000	CAP Move-CWIP	UZ	2000000264	10/17/2012	1.68
88107000	CAP Move-CWIP	UZ	2000000264	10/17/2012	28.19
88107000	CAP Move-CWIP	UZ	2000000264	10/17/2012	20.01
88107000	CAP Move-CWIP	UZ	2000000267	10/17/2012	1.88
88107000	CAP Move-CWIP	UZ	2000000267	10/17/2012	12.76
88107000	CAP Move-CWIP	UZ	2000000267	10/17/2012	381.25
88107000	CAP Move-CWIP	UZ	2000000267	10/17/2012	15.25
88107000	CAP Move-CWIP	UZ	2000000264	10/17/2012	3,299.25
88107000	CAP Move-CWIP	UZ	2000000264	10/17/2012	3,150.00
88107000	CAP Move-CWIP	UZ	2000000267	10/17/2012	(3,145.50)
88107000	CAP Move-CWIP	UZ	2000000264	10/17/2012	134.14
88107000	CAP Move-CWIP	UZ	2000000264	10/17/2012	7,650.00

## Kentucky American Water Company

Case No. 2012-00520

Response to PSC DR1, Item 31

Account	Description	Doc Type	Document Number	Posting Date	Amount
88107000	CAP Move-CWIP	UZ	2000000264	10/17/2012	(7,650.00)
88107000	CAP Move-CWIP	UZ	2000000267	10/17/2012	4,404.43
88107000	CAP Move-CWIP	UZ	2000000267	10/17/2012	(4,404.43)
88107000	CAP Move-CWIP	UZ	2000000264	10/17/2012	(3,975.00)
88107000	CAP Move-CWIP	UZ	2000000264	10/17/2012	3,975.00
88107000	CAP Move-CWIP	UZ	2000000264	10/17/2012	265.00
88107000	CAP Move-CWIP	UZ	2000000264	10/17/2012	1,309.21
88107000	CAP Move-CWIP	UZ	2000000267	10/17/2012	(10.20)
88107000	CAP Move-CWIP	UZ	2000000267	10/17/2012	(30,000.00)
88107000	CAP Move-CWIP	UZ	2000000264	10/17/2012	6,000.00
88107000	CAP Move-CWIP	UZ	2000000264	10/17/2012	21,332.00
88107000	CAP Move-CWIP	UZ	2000000267	10/17/2012	4,867.52
88107000	CAP Move-CWIP	UZ	2000000264	10/17/2012	45.65
88107000	CAP Move-CWIP	UZ	2000000264	10/17/2012	35.93
88107000	CAP Move-CWIP	UZ	2000000264	10/17/2012	8.19
88107000	CAP Move-CWIP	UZ	2000000267	10/17/2012	683.43
88107000	CAP Move-CWIP	UZ	2000000267	10/17/2012	9.16
88107000	CAP Move-CWIP	UZ	2000000267	10/17/2012	57.94
88107000	CAP Move-CWIP	UZ	2000000267	10/17/2012	73.34
88107000	CAP Move-CWIP	UZ	2000000267	10/17/2012	62.31
88107000	CAP Move-CWIP	UZ	2000000267	10/17/2012	(50,000.00)
88107000	CAP Move-CWIP	UZ	2000000267	10/17/2012	51.56
88107000	CAP Move-CWIP	UZ	2000000267	10/17/2012	(9,405.07)
88107000	CAP Move-CWIP	UZ	2000000264	10/17/2012	178.12
88107000	CAP Move-CWIP	UZ	2000000264	10/17/2012	173.49
88107000	CAP Move-CWIP	UZ	2000000264	10/17/2012	3,303.77
88107000	CAP Move-CWIP	UZ	2000000264	10/17/2012	249.87
88107000	CAP Move-CWIP	UZ	2000000267	10/17/2012	230.67
88107000	CAP Move-CWIP	UZ	2000000267	10/17/2012	(9,388.47)
88107000	CAP Move-CWIP	UZ	2000000267	10/17/2012	19.90
88107000	CAP Move-CWIP	UZ	2000000267	10/17/2012	110.27
88107000	CAP Move-CWIP	UZ	2000000267	10/17/2012	151.32
88107000	CAP Move-CWIP	UZ	2000000267	10/17/2012	22.24
88107000	CAP Move-CWIP	UZ	2000000264	10/17/2012	(9,500.07)
88107000	CAP Move-CWIP	UZ	2000000264	10/17/2012	(165.78)
88107000	CAP Move-CWIP	UZ	2000000264	10/17/2012	(1,034.83)
88107000	CAP Move-CWIP	UZ	2000000264	10/17/2012	(8.43)
88107000	CAP Move-CWIP	UZ	2000000264	10/17/2012	(207.56)
88107000	CAP Move-CWIP	UZ	2000000267	10/17/2012	(24.98)
88107000	CAP Move-CWIP	UZ	2000000267	10/17/2012	(140.84)
88107000	CAP Move-CWIP	UZ	2000000267	10/17/2012	(20.69)
88107000	CAP Move-CWIP	UZ	2000000267	10/17/2012	(18.52)
88107000	CAP Move-CWIP	UZ	2000000267	10/17/2012	(76.01)
88107000	CAP Move-CWIP	UZ	2000000264	10/17/2012	616.63
88107000	CAP Move-CWIP	UZ	2000000264	10/17/2012	6.21
88107000	CAP Move-CWIP	UZ	2000000264	10/17/2012	(2.50)
88107000	CAP Move-CWIP	UZ	2000000264	10/17/2012	(3.15)
88107000	CAP Move-CWIP	UZ	2000000264	10/17/2012	(124.86)
88107000	CAP Move-CWIP	UZ	2000000264	10/17/2012	19.33
88107000	CAP Move-CWIP	UZ	2000000267	10/17/2012	(25.45)
88107000	CAP Move-CWIP	UZ	2000000267	10/17/2012	452.29
88107000	CAP Move-CWIP	UZ	2000000267	10/17/2012	(20.00)
88107000	CAP Move-CWIP	UZ	2000000267	10/17/2012	(1.62)

## Kentucky American Water Company

Case No. 2012-00520

Response to PSC DR1, Item 31

Account	Description	Doc Type	Document Number	Posting Date	Amount
88107000	CAP Move-CWIP	UZ	2000000267	10/17/2012	(16.99)
88107000	CAP Move-CWIP	UZ	2000000267	10/17/2012	(9.17)
88107000	CAP Move-CWIP	UZ	2000000267	10/17/2012	156.68
88107000	CAP Move-CWIP	UZ	2000000267	10/17/2012	(2.23)
88107000	CAP Move-CWIP	UZ	2000000267	10/17/2012	44.82
88107000	CAP Move-CWIP	UZ	2000000264	10/17/2012	2.42
88107000	CAP Move-CWIP	UZ	2000000264	10/17/2012	(0.83)
88107000	CAP Move-CWIP	UZ	2000000264	10/17/2012	27.85
88107000	CAP Move-CWIP	UZ	2000000264	10/17/2012	95.73
88107000	CAP Move-CWIP	UZ	2000000264	10/17/2012	(5.66)
88107000	CAP Move-CWIP	UZ	2000000264	10/17/2012	(41.62)
88107000	CAP Move-CWIP	UZ	2000000264	10/17/2012	(0.74)
88107000	CAP Move-CWIP	UZ	2000000264	10/17/2012	(8.48)
88107000	CAP Move-CWIP	UZ	2000000267	10/17/2012	(0.54)
88107000	CAP Move-CWIP	UZ	2000000267	10/17/2012	(1.05)
88107000	CAP Move-CWIP	UZ	2000000267	10/17/2012	(6.67)
88107000	CAP Move-CWIP	UZ	2000000267	10/17/2012	(3.05)
88107000	CAP Move-CWIP	UZ	2000000267	10/17/2012	6.90
88107000	CAP Move-CWIP	UZ	2000000267	10/17/2012	1.24
88107000	CAP Move-CWIP	UZ	2000000267	10/17/2012	246.77
88107000	CAP Move-CWIP	UZ	2000000264	10/17/2012	41.99
88107000	CAP Move-CWIP	UZ	2000000264	10/17/2012	10.45
88107000	CAP Move-CWIP	UZ	2000000264	10/17/2012	23.20
88107000	CAP Move-CWIP	UZ	2000000264	10/17/2012	144.84
88107000	CAP Move-CWIP	UZ	2000000264	10/17/2012	3.65
88107000	CAP Move-CWIP	UZ	2000000267	10/17/2012	1.88
88107000	CAP Move-CWIP	UZ	2000000267	10/17/2012	19.71
88107000	CAP Move-CWIP	UZ	2000000267	10/17/2012	2.59
88107000	CAP Move-CWIP	UZ	2000000267	10/17/2012	2.90
88107000	CAP Move-CWIP	UZ	2000000264	10/17/2012	(52.65)
88107000	CAP Move-CWIP	UZ	2000000264	10/17/2012	(967.20)
88107000	CAP Move-CWIP	UZ	2000000264	10/17/2012	(295.70)
88107000	CAP Move-CWIP	UZ	2000000264	10/17/2012	75.70
88107000	CAP Move-CWIP	UZ	2000000264	10/17/2012	925.96
88107000	CAP Move-CWIP	UZ	2000000264	10/17/2012	(24.20)
88107000	CAP Move-CWIP	UZ	2000000264	10/17/2012	(71.20)
88107000	CAP Move-CWIP	UZ	2000000264	10/17/2012	217.66
88107000	CAP Move-CWIP	UZ	2000000267	10/17/2012	(7.74)
88107000	CAP Move-CWIP	UZ	2000000267	10/17/2012	(61.98)
88107000	CAP Move-CWIP	UZ	2000000267	10/17/2012	(6.93)
88107000	CAP Move-CWIP	UZ	2000000267	10/17/2012	3,027.33
88107000	CAP Move-CWIP	UZ	2000000267	10/17/2012	(7,292.22)
88107000	CAP Move-CWIP	UZ	2000000264	10/17/2012	1,072.64
88107000	CAP Move-CWIP	UZ	2000000264	10/17/2012	(536.32)
88107000	CAP Move-CWIP	UZ	2000000267	10/17/2012	264.20
88107000	CAP Move-CWIP	UZ	2000000267	10/17/2012	76.79
88107000	CAP Move-CWIP	UZ	2000000267	10/17/2012	3.43
88107000	CAP Move-CWIP	UZ	2000000267	10/17/2012	6.67
88107000	CAP Move-CWIP	UZ	2000000267	10/17/2012	19.07
88107000	CAP Move-CWIP	UZ	2000000264	10/17/2012	756.27
88107000	CAP Move-CWIP	UZ	2000000267	10/17/2012	763.20
88107000	CAP Move-CWIP	UZ	2000000267	10/17/2012	3,422.90
88107000	CAP Move-CWIP	UZ	2000000264	10/17/2012	(1,412.67)



## Kentucky American Water Company

Case No. 2012-00520

Response to PSC DR1, Item 31

Account	Description	Doc Type	Document Number	Posting Date	Amount
88257100	CAP Move-RWIP	UZ	2000000264	10/17/2012	(0.39)
88257100	CAP Move-RWIP	UZ	2000000264	10/17/2012	(1.40)
88257100	CAP Move-RWIP	UZ	2000000264	10/17/2012	(0.09)
88257100	CAP Move-RWIP	UZ	2000000264	10/17/2012	(0.72)
88257100	CAP Move-RWIP	UZ	2000000264	10/17/2012	0.94
88257100	CAP Move-RWIP	UZ	2000000264	10/17/2012	(0.02)
88257100	CAP Move-RWIP	UZ	2000000267	10/17/2012	0.22
88257100	CAP Move-RWIP	UZ	2000000267	10/17/2012	0.07
88257100	CAP Move-RWIP	UZ	2000000267	10/17/2012	0.12
88257100	CAP Move-RWIP	UZ	2000000267	10/17/2012	(0.08)
88257100	CAP Move-RWIP	UZ	2000000267	10/17/2012	(5.39)
88257100	CAP Move-RWIP	UZ	2000000267	10/17/2012	3.12
88257100	CAP Move-RWIP	UZ	2000000267	10/17/2012	(0.62)
88257100	CAP Move-RWIP	UZ	2000000264	10/17/2012	0.17
88257100	CAP Move-RWIP	UZ	2000000264	10/17/2012	0.07
88257100	CAP Move-RWIP	UZ	2000000264	10/17/2012	0.92
88257100	CAP Move-RWIP	UZ	2000000267	10/17/2012	16.84
88257100	CAP Move-RWIP	UZ	2000000267	10/17/2012	0.02
88257100	CAP Move-RWIP	UZ	2000000267	10/17/2012	(16.84)
88257100	CAP Move-RWIP	UZ	2000000267	10/17/2012	29.65
88257100	CAP Move-RWIP	UZ	2000000264	10/17/2012	(101.74)
88257100	CAP Move-RWIP	UZ	2000000267	10/17/2012	(9,695.51)
88257100	CAP Move-RWIP	UZ	2000000264	10/17/2012	(0.87)
88257100	CAP Move-RWIP	UZ	2000000264	10/17/2012	(1.03)
88257100	CAP Move-RWIP	UZ	2000000264	10/17/2012	(0.45)
88257100	CAP Move-RWIP	UZ	2000000264	10/17/2012	(0.13)
88257100	CAP Move-RWIP	UZ	2000000267	10/17/2012	(0.11)
88257100	CAP Move-RWIP	UZ	2000000267	10/17/2012	(69.87)
88257100	CAP Move-RWIP	UZ	2000000267	10/17/2012	(0.50)
88257100	CAP Move-RWIP	UZ	2000000267	10/17/2012	(6.42)
88257100	CAP Move-RWIP	UZ	2000000267	10/17/2012	(0.34)
88257100	CAP Move-RWIP	UZ	2000000267	10/17/2012	(0.26)
88257100	CAP Move-RWIP	UZ	2000000264	10/17/2012	(0.34)
88257100	CAP Move-RWIP	UZ	2000000264	10/17/2012	(0.25)
88257100	CAP Move-RWIP	UZ	2000000264	10/17/2012	(0.19)
88257100	CAP Move-RWIP	UZ	2000000264	10/17/2012	1.00
88257100	CAP Move-RWIP	UZ	2000000264	10/17/2012	19.09
88257100	CAP Move-RWIP	UZ	2000000264	10/17/2012	1.44
88257100	CAP Move-RWIP	UZ	2000000267	10/17/2012	0.65
88257100	CAP Move-RWIP	UZ	2000000267	10/17/2012	(85.96)
88257100	CAP Move-RWIP	UZ	2000000267	10/17/2012	0.06
88257100	CAP Move-RWIP	UZ	2000000267	10/17/2012	1.34
88257100	CAP Move-RWIP	UZ	2000000267	10/17/2012	0.51
88257100	CAP Move-RWIP	UZ	2000000267	10/17/2012	(0.38)
88257100	CAP Move-RWIP	UZ	2000000267	10/17/2012	0.44
88257100	CAP Move-RWIP	UZ	2000000267	10/17/2012	0.06
88257100	CAP Move-RWIP	UZ	2000000267	10/17/2012	(4.81)
88257100	CAP Move-RWIP	UZ	2000000267	10/17/2012	(102.06)
88257100	CAP Move-RWIP	UZ	2000000264	10/17/2012	2.61
88257100	CAP Move-RWIP	UZ	2000000264	10/17/2012	37.55
88257100	CAP Move-RWIP	UZ	2000000264	10/17/2012	0.66
88257100	CAP Move-RWIP	UZ	2000000264	10/17/2012	(85.96)
88257100	CAP Move-RWIP	UZ	2000000267	10/17/2012	(0.17)

## Kentucky American Water Company

Case No. 2012-00520

Response to PSC DR1, Item 31

Account	Description	Doc Type	Document Number	Posting Date	Amount
88257100	CAP Move-RWIP	UZ	2000000267	10/17/2012	0.10
88257100	CAP Move-RWIP	UZ	2000000267	10/17/2012	0.77
88257100	CAP Move-RWIP	UZ	2000000267	10/17/2012	(0.13)
88257100	CAP Move-RWIP	UZ	2000000267	10/17/2012	2.84
88257100	CAP Move-RWIP	UZ	2000000267	10/17/2012	0.09
88257100	CAP Move-RWIP	UZ	2000000267	10/17/2012	(3.21)
88257100	CAP Move-RWIP	UZ	2000000267	10/17/2012	(0.25)
88257100	CAP Move-RWIP	UZ	2000000267	10/17/2012	1.20
88257100	CAP Move-RWIP	UZ	2000000267	10/17/2012	(0.22)
88257100	CAP Move-RWIP	UZ	2000000267	10/17/2012	1.97
88257100	CAP Move-RWIP	UZ	2000000264	10/17/2012	36.25
88257100	CAP Move-RWIP	UZ	2000000264	10/17/2012	128.24
88257100	CAP Move-RWIP	UZ	2000000264	10/17/2012	40.69
88257100	CAP Move-RWIP	UZ	2000000264	10/17/2012	(56.67)
88257100	CAP Move-RWIP	UZ	2000000264	10/17/2012	(42.09)
88257100	CAP Move-RWIP	UZ	2000000264	10/17/2012	(3,369.96)
88257100	CAP Move-RWIP	UZ	2000000264	10/17/2012	(49.54)
88257100	CAP Move-RWIP	UZ	2000000264	10/17/2012	1,133.96
88257100	CAP Move-RWIP	UZ	2000000264	10/17/2012	(782.01)
88257100	CAP Move-RWIP	UZ	2000000267	10/17/2012	92.09
88257100	CAP Move-RWIP	UZ	2000000267	10/17/2012	(169.30)
88257100	CAP Move-RWIP	UZ	2000000267	10/17/2012	(21.56)
88257100	CAP Move-RWIP	UZ	2000000267	10/17/2012	(6.18)
88257100	CAP Move-RWIP	UZ	2000000267	10/17/2012	(32.82)
88257100	CAP Move-RWIP	UZ	2000000267	10/17/2012	3,679.96
88257100	CAP Move-RWIP	UZ	2000000267	10/17/2012	269.00
88257100	CAP Move-RWIP	UZ	2000000267	10/17/2012	360.80
88257100	CAP Move-RWIP	UZ	2000000267	10/17/2012	1,002.57
88257100	CAP Move-RWIP	UZ	2000000267	10/17/2012	(5.53)
88257100	CAP Move-RWIP	UZ	2000000264	10/17/2012	(5.12)
88257100	CAP Move-RWIP	UZ	2000000264	10/17/2012	(23.30)
88257100	CAP Move-RWIP	UZ	2000000264	10/17/2012	(145.41)
88257100	CAP Move-RWIP	UZ	2000000264	10/17/2012	(10.77)
88257100	CAP Move-RWIP	UZ	2000000264	10/17/2012	(7.52)
88257100	CAP Move-RWIP	UZ	2000000264	10/17/2012	(2.60)
88257100	CAP Move-RWIP	UZ	2000000267	10/17/2012	(2.91)
88257100	CAP Move-RWIP	UZ	2000000267	10/17/2012	310.00
88257100	CAP Move-RWIP	UZ	2000000267	10/17/2012	(19.79)
88257100	CAP Move-RWIP	UZ	2000000267	10/17/2012	(22.89)
88257100	CAP Move-RWIP	UZ	2000000264	10/17/2012	113.92
88257100	CAP Move-RWIP	UZ	2000000264	10/17/2012	18.25
88257100	CAP Move-RWIP	UZ	2000000264	10/17/2012	8.62
88257100	CAP Move-RWIP	UZ	2000000267	10/17/2012	2.28
88257100	CAP Move-RWIP	UZ	2000000267	10/17/2012	3.92
88257100	CAP Move-RWIP	UZ	2000000267	10/17/2012	2.04
88257100	CAP Move-RWIP	UZ	2000000267	10/17/2012	0.79
88257100	CAP Move-RWIP	UZ	2000000267	10/17/2012	15.51
88257100	CAP Move-RWIP	UZ	2000000267	10/17/2012	6.39
88257100	CAP Move-RWIP	UZ	2000000267	10/17/2012	2.24
88257100	CAP Move-RWIP	UZ	2000000264	10/17/2012	55.74
88257100	CAP Move-RWIP	UZ	2000000264	10/17/2012	1.04
88257100	CAP Move-RWIP	UZ	2000000264	10/17/2012	34.47
88257100	CAP Move-RWIP	UZ	2000000267	10/17/2012	1.81

## Kentucky American Water Company

Case No. 2012-00520

Response to PSC DR1, Item 31

Account	Description	Doc Type	Document Number	Posting Date	Amount
88257100	CAP Move-RWIP	UZ	2000000267	10/17/2012	2.58
88257100	CAP Move-RWIP	UZ	2000000267	10/17/2012	3.64
88257100	CAP Move-RWIP	UZ	2000000264	10/17/2012	648.77
88257100	CAP Move-RWIP	UZ	2000000264	10/17/2012	(2,736.00)
88257100	CAP Move-RWIP	UZ	2000000264	10/17/2012	(8.08)
88257100	CAP Move-RWIP	UZ	2000000264	10/17/2012	(82.54)
88257100	CAP Move-RWIP	UZ	2000000264	10/17/2012	95.73
88257100	CAP Move-RWIP	UZ	2000000264	10/17/2012	620.03
88257100	CAP Move-RWIP	UZ	2000000264	10/17/2012	5.48
88257100	CAP Move-RWIP	UZ	2000000264	10/17/2012	88.93
88257100	CAP Move-RWIP	UZ	2000000264	10/17/2012	1,534.79
88257100	CAP Move-RWIP	UZ	2000000264	10/17/2012	1.32
88257100	CAP Move-RWIP	UZ	2000000264	10/17/2012	360.80
88257100	CAP Move-RWIP	UZ	2000000264	10/17/2012	(55.73)
88257100	CAP Move-RWIP	UZ	2000000267	10/17/2012	3,574.36
88257100	CAP Move-RWIP	UZ	2000000267	10/17/2012	41.67
88257100	CAP Move-RWIP	UZ	2000000267	10/17/2012	6.12
88257100	CAP Move-RWIP	UZ	2000000267	10/17/2012	49.05
88257100	CAP Move-RWIP	UZ	2000000267	10/17/2012	236.74
88257100	CAP Move-RWIP	UZ	2000000267	10/17/2012	(589.24)
88257100	CAP Move-RWIP	UZ	2000000267	10/17/2012	(17.03)
88257100	CAP Move-RWIP	UZ	2000000267	10/17/2012	71.22
88257100	CAP Move-RWIP	UZ	2000000267	10/17/2012	(35.36)
88257100	CAP Move-RWIP	UZ	2000000267	10/17/2012	(1,224.79)
88257100	CAP Move-RWIP	UZ	2000000264	10/17/2012	6.20
88257100	CAP Move-RWIP	UZ	2000000264	10/17/2012	310.00
88257100	CAP Move-RWIP	UZ	2000000264	10/17/2012	0.24
88257100	CAP Move-RWIP	UZ	2000000264	10/17/2012	4.61
88257100	CAP Move-RWIP	UZ	2000000264	10/17/2012	0.35
88257100	CAP Move-RWIP	UZ	2000000264	10/17/2012	6.50
88257100	CAP Move-RWIP	UZ	2000000264	10/17/2012	(6.50)
88257100	CAP Move-RWIP	UZ	2000000264	10/17/2012	0.14
88257100	CAP Move-RWIP	UZ	2000000264	10/17/2012	0.09
88257100	CAP Move-RWIP	UZ	2000000264	10/17/2012	0.08
88257100	CAP Move-RWIP	UZ	2000000267	10/17/2012	0.63
88257100	CAP Move-RWIP	UZ	2000000267	10/17/2012	0.39
88257100	CAP Move-RWIP	UZ	2000000267	10/17/2012	0.74
88257100	CAP Move-RWIP	UZ	2000000264	10/17/2012	378.16
88257100	CAP Move-RWIP	UZ	2000000264	10/17/2012	(13.34)
88257100	CAP Move-RWIP	UZ	2000000264	10/17/2012	162.60
88257100	CAP Move-RWIP	UZ	2000000264	10/17/2012	13.03
88257100	CAP Move-RWIP	UZ	2000000264	10/17/2012	11.07
88257100	CAP Move-RWIP	UZ	2000000264	10/17/2012	25.92
88257100	CAP Move-RWIP	UZ	2000000264	10/17/2012	(2.24)
88257100	CAP Move-RWIP	UZ	2000000264	10/17/2012	1.46
88257100	CAP Move-RWIP	UZ	2000000264	10/17/2012	196.08
88257100	CAP Move-RWIP	UZ	2000000264	10/17/2012	68.88
88257100	CAP Move-RWIP	UZ	2000000264	10/17/2012	71.67
88257100	CAP Move-RWIP	UZ	2000000267	10/17/2012	(5.22)
88257100	CAP Move-RWIP	UZ	2000000267	10/17/2012	(33.57)
88257100	CAP Move-RWIP	UZ	2000000267	10/17/2012	1.63
88257100	CAP Move-RWIP	UZ	2000000267	10/17/2012	26.11
88257100	CAP Move-RWIP	UZ	2000000267	10/17/2012	995.03

## Kentucky American Water Company

Case No. 2012-00520

Response to PSC DR1, Item 31

Account	Description	Doc Type	Document Number	Posting Date	Amount
88257100	CAP Move-RWIP	UZ	2000000267	10/17/2012	(32.60)
88257100	CAP Move-RWIP	UZ	2000000267	10/17/2012	(204.05)
88257100	CAP Move-RWIP	UZ	2000000267	10/17/2012	(12.73)
88257100	CAP Move-RWIP	UZ	2000000267	10/17/2012	0.62
88257100	CAP Move-RWIP	UZ	2000000267	10/17/2012	151.30
88257100	CAP Move-RWIP	UZ	2000000264	10/17/2012	24.96
88257100	CAP Move-RWIP	UZ	2000000267	10/17/2012	(24.96)
88257100	CAP Move-RWIP	UZ	2000000264	10/17/2012	130.00
88257100	CAP Move-RWIP	UZ	2000000264	10/17/2012	6.43
88257100	CAP Move-RWIP	UZ	2000000264	10/17/2012	21.68
88257100	CAP Move-RWIP	UZ	2000000264	10/17/2012	1.12
88257100	CAP Move-RWIP	UZ	2000000267	10/17/2012	1.56
88257100	CAP Move-RWIP	UZ	2000000264	10/17/2012	0.18
88257100	CAP Move-RWIP	UZ	2000000264	10/17/2012	0.98
88257100	CAP Move-RWIP	UZ	2000000264	10/17/2012	0.11
88257100	CAP Move-RWIP	UZ	2000000264	10/17/2012	6.14
88257100	CAP Move-RWIP	UZ	2000000267	10/17/2012	0.32
88257100	CAP Move-RWIP	UZ	2000000267	10/17/2012	0.46
88257100	CAP Move-RWIP	UZ	2000000267	10/17/2012	0.12
88257100	CAP Move-RWIP	UZ	2000000267	10/17/2012	0.53
88257100	CAP Move-RWIP	UZ	2000000267	10/17/2012	0.84
88257100	CAP Move-RWIP	UZ	2000000264	10/17/2012	140.89
88257100	CAP Move-RWIP	UZ	2000000264	10/17/2012	442.42
88257100	CAP Move-RWIP	UZ	2000000264	10/17/2012	43.86
88257100	CAP Move-RWIP	UZ	2000000267	10/17/2012	3,140.46
88257100	CAP Move-RWIP	UZ	2000000267	10/17/2012	4.90
88257100	CAP Move-RWIP	UZ	2000000267	10/17/2012	(4.72)
88257100	CAP Move-RWIP	UZ	2000000267	10/17/2012	(35.54)
88257100	CAP Move-RWIP	UZ	2000000267	10/17/2012	37.26
88257100	CAP Move-RWIP	UZ	2000000267	10/17/2012	(177.76)
88257100	CAP Move-RWIP	UZ	2000000267	10/17/2012	5.48
88257100	CAP Move-RWIP	UZ	2000000267	10/17/2012	25.18
88257100	CAP Move-RWIP	UZ	2000000267	10/17/2012	24.01
88257100	CAP Move-RWIP	UZ	2000000267	10/17/2012	103.70
88257100	CAP Move-RWIP	UZ	2000000267	10/17/2012	(193.10)
88257100	CAP Move-RWIP	UZ	2000000267	10/17/2012	(4.46)
88257100	CAP Move-RWIP	UZ	2000000267	10/17/2012	(8.94)
88257100	CAP Move-RWIP	UZ	2000000267	10/17/2012	2,090.01
88257100	CAP Move-RWIP	UZ	2000000264	10/17/2012	87.31
88257100	CAP Move-RWIP	UZ	2000000264	10/17/2012	384.67
88257100	CAP Move-RWIP	UZ	2000000264	10/17/2012	(50.68)
88257100	CAP Move-RWIP	UZ	2000000264	10/17/2012	32.00
88257100	CAP Move-RWIP	UZ	2000000264	10/17/2012	(6.27)
88257100	CAP Move-RWIP	UZ	2000000264	10/17/2012	(0.94)
88257100	CAP Move-RWIP	UZ	2000000264	10/17/2012	114.04
88257100	CAP Move-RWIP	UZ	2000000264	10/17/2012	(33.67)
88257100	CAP Move-RWIP	UZ	2000000264	10/17/2012	56.56
88257100	CAP Move-RWIP	UZ	2000000264	10/17/2012	(6.67)
88257100	CAP Move-RWIP	UZ	2000000264	10/17/2012	(59.65)
88257100	CAP Move-RWIP	UZ	2000000264	10/17/2012	1.98
88257100	CAP Move-RWIP	UZ	2000000267	10/17/2012	(458.78)
88257100	CAP Move-RWIP	UZ	2000000267	10/17/2012	(91.98)
88257100	CAP Move-RWIP	UZ	2000000267	10/17/2012	(7.45)

## Kentucky American Water Company

Case No. 2012-00520

Response to PSC DR1, Item 31

Account	Description	Doc Type	Document Number	Posting Date	Amount
88257100	CAP Move-RWIP	UZ	2000000264	10/17/2012	0.47
88257100	CAP Move-RWIP	UZ	2000000264	10/17/2012	6.58
88257100	CAP Move-RWIP	UZ	2000000264	10/17/2012	82.22
88257100	CAP Move-RWIP	UZ	2000000264	10/17/2012	0.53
88257100	CAP Move-RWIP	UZ	2000000267	10/17/2012	43.02
88257100	CAP Move-RWIP	UZ	2000000267	10/17/2012	9.15
88257100	CAP Move-RWIP	UZ	2000000267	10/17/2012	3.58
88257100	CAP Move-RWIP	UZ	2000000267	10/17/2012	0.59
88257100	CAP Move-RWIP	UZ	2000000267	10/17/2012	27.15
88257100	CAP Move-RWIP	UZ	2000000267	10/17/2012	4.21
88257100	CAP Move-RWIP	UZ	2000000267	10/17/2012	12.73
88257100	CAP Move-RWIP	UZ	2000000267	10/17/2012	(743.40)
88257100	CAP Move-RWIP	UZ	2000000267	10/17/2012	(349.50)
88257100	CAP Move-RWIP	UZ	2000000267	10/17/2012	350.00
88257100	CAP Move-RWIP	UZ	2000000264	10/17/2012	(850.00)
88257100	CAP Move-RWIP	UZ	2000000264	10/17/2012	850.00
88257100	CAP Move-RWIP	UZ	2000000267	10/17/2012	(35,000.00)
88257100	CAP Move-RWIP	UZ	2000000264	10/17/2012	(5,000.00)
88257100	CAP Move-RWIP	UZ	2000000264	10/17/2012	(1,000.00)
88257100	CAP Move-RWIP	UZ	2000000264	10/17/2012	11,746.74
88257100	CAP Move-RWIP	UZ	2000000264	10/17/2012	(49,716.38)
88257100	CAP Move-RWIP	UZ	2000000267	10/17/2012	42,836.55
88257100	CAP Move-RWIP	UZ	2000000264	10/17/2012	(95.00)
88257100	CAP Move-RWIP	UZ	2000000264	10/17/2012	0.20
88257100	CAP Move-RWIP	UZ	2000000264	10/17/2012	1.76
88257100	CAP Move-RWIP	UZ	2000000264	10/17/2012	33.37
88257100	CAP Move-RWIP	UZ	2000000267	10/17/2012	2.53
88257100	CAP Move-RWIP	UZ	2000000267	10/17/2012	1.12
88257100	CAP Move-RWIP	UZ	2000000267	10/17/2012	2.33
88257100	CAP Move-RWIP	UZ	2000000267	10/17/2012	(94.83)
88257100	CAP Move-RWIP	UZ	2000000267	10/17/2012	1.53
88257100	CAP Move-RWIP	UZ	2000000267	10/17/2012	0.22
88257100	CAP Move-RWIP	UZ	2000000267	10/17/2012	1.80
88257100	CAP Move-RWIP	UZ	2000000264	10/17/2012	(46.76)
88257100	CAP Move-RWIP	UZ	2000000264	10/17/2012	(2.38)
88257100	CAP Move-RWIP	UZ	2000000264	10/17/2012	(5.23)
88257100	CAP Move-RWIP	UZ	2000000264	10/17/2012	(39.73)
88257100	CAP Move-RWIP	UZ	2000000264	10/17/2012	(7.05)
88257100	CAP Move-RWIP	UZ	2000000267	10/17/2012	(291.88)
88257100	CAP Move-RWIP	UZ	2000000267	10/17/2012	(58.54)
88257100	CAP Move-RWIP	UZ	2000000267	10/17/2012	(21.44)
88257100	CAP Move-RWIP	UZ	2000000267	10/17/2012	(5.84)
88257100	CAP Move-RWIP	UZ	2000000264	10/17/2012	0.39
88257100	CAP Move-RWIP	UZ	2000000264	10/17/2012	21.64
88257100	CAP Move-RWIP	UZ	2000000264	10/17/2012	0.28
88257100	CAP Move-RWIP	UZ	2000000264	10/17/2012	2.95
88257100	CAP Move-RWIP	UZ	2000000264	10/17/2012	6.28
88257100	CAP Move-RWIP	UZ	2000000267	10/17/2012	3.47
88257100	CAP Move-RWIP	UZ	2000000267	10/17/2012	0.43
88257100	CAP Move-RWIP	UZ	2000000267	10/17/2012	0.55
88257100	CAP Move-RWIP	UZ	2000000267	10/17/2012	1.56
88257100	CAP Move-RWIP	UZ	2000000264	10/17/2012	8.56
88257100	CAP Move-RWIP	UZ	2000000264	10/17/2012	118.70

## Kentucky American Water Company

Case No. 2012-00520

Response to PSC DR1, Item 31

Account	Description	Doc Type	Document Number	Posting Date	Amount
88257100	CAP Move-RWIP	UZ	2000000264	10/17/2012	34.50
88257100	CAP Move-RWIP	UZ	2000000264	10/17/2012	1.54
88257100	CAP Move-RWIP	UZ	2000000264	10/17/2012	2.99
88257100	CAP Move-RWIP	UZ	2000000264	10/17/2012	7.64
88257100	CAP Move-RWIP	UZ	2000000267	10/17/2012	(156.96)
88271170	CAP Move-CIAC NT WIP	UZ	2000000264	10/17/2012	3,622.44
88271170	CAP Move-CIAC NT WIP	UZ	2000000267	10/17/2012	(70,668.00)
88271270	CAP Move-CIAC Tx WIP	UZ	2000000264	10/17/2012	(27,125.00)
88271270	CAP Move-CIAC Tx WIP	UZ	2000000264	10/17/2012	(3,268.00)
88271270	CAP Move-CIAC Tx WIP	UZ	2000000267	10/17/2012	(644.00)
88271270	CAP Move-CIAC Tx WIP	UZ	2000000264	10/17/2012	(1,882.00)
88900000	CAP Move-Settlement	UZ	2000000264	10/17/2012	(24.06)
88900000	CAP Move-Settlement	UZ	2000000264	10/17/2012	(31.58)
88900000	CAP Move-Settlement	UZ	2000000264	10/17/2012	(45.35)
88900000	CAP Move-Settlement	UZ	2000000267	10/17/2012	(601.68)
88900000	CAP Move-Settlement	UZ	2000000267	10/17/2012	(50.77)
88900000	CAP Move-Settlement	UZ	2000000264	10/17/2012	(3,622.44)
88900000	CAP Move-Settlement	UZ	2000000264	10/17/2012	(3,594.00)
88900000	CAP Move-Settlement	UZ	2000000264	10/17/2012	(316.62)
88900000	CAP Move-Settlement	UZ	2000000264	10/17/2012	(62.04)
88900000	CAP Move-Settlement	UZ	2000000267	10/17/2012	(182.72)
88900000	CAP Move-Settlement	UZ	2000000267	10/17/2012	(268.99)
88900000	CAP Move-Settlement	UZ	2000000267	10/17/2012	(35.38)
88900000	CAP Move-Settlement	UZ	2000000267	10/17/2012	(2,481.48)
88900000	CAP Move-Settlement	UZ	2000000267	10/17/2012	(494.90)
88900000	CAP Move-Settlement	UZ	2000000267	10/17/2012	(39.53)
88900000	CAP Move-Settlement	UZ	2000000264	10/17/2012	(55,005.00)
88900000	CAP Move-Settlement	UZ	2000000264	10/17/2012	(48.61)
88900000	CAP Move-Settlement	UZ	2000000264	10/17/2012	(143.89)
88900000	CAP Move-Settlement	UZ	2000000264	10/17/2012	18.96
88900000	CAP Move-Settlement	UZ	2000000264	10/17/2012	54,200.00
88900000	CAP Move-Settlement	UZ	2000000264	10/17/2012	2,892.16
88900000	CAP Move-Settlement	UZ	2000000264	10/17/2012	(1,944.00)
88900000	CAP Move-Settlement	UZ	2000000264	10/17/2012	16.97
88900000	CAP Move-Settlement	UZ	2000000264	10/17/2012	741.78
88900000	CAP Move-Settlement	UZ	2000000267	10/17/2012	58.52
88900000	CAP Move-Settlement	UZ	2000000267	10/17/2012	(353.88)
88900000	CAP Move-Settlement	UZ	2000000267	10/17/2012	55,055.00
88900000	CAP Move-Settlement	UZ	2000000267	10/17/2012	129.04
88900000	CAP Move-Settlement	UZ	2000000267	10/17/2012	210.68
88900000	CAP Move-Settlement	UZ	2000000267	10/17/2012	151.90
88900000	CAP Move-Settlement	UZ	2000000264	10/17/2012	(261.00)
88900000	CAP Move-Settlement	UZ	2000000264	10/17/2012	(410.52)
88900000	CAP Move-Settlement	UZ	2000000267	10/17/2012	(1,788.48)
88900000	CAP Move-Settlement	UZ	2000000267	10/17/2012	(44.70)
88900000	CAP Move-Settlement	UZ	2000000267	10/17/2012	(131.14)
88900000	CAP Move-Settlement	UZ	2000000264	10/17/2012	(29.64)
88900000	CAP Move-Settlement	UZ	2000000264	10/17/2012	(344.67)
88900000	CAP Move-Settlement	UZ	2000000264	10/17/2012	(1,156.47)
88900000	CAP Move-Settlement	UZ	2000000264	10/17/2012	65.14
88900000	CAP Move-Settlement	UZ	2000000264	10/17/2012	(7.76)
88900000	CAP Move-Settlement	UZ	2000000264	10/17/2012	(6.95)
88900000	CAP Move-Settlement	UZ	2000000264	10/17/2012	582.24

Kentucky American Water Company  
Case No. 2012-00520  
Response to PSC DR1, Item 31

Account	Description	Doc Type	Document Number	Posting Date	Amount
88900000	CAP Move-Settlement	UZ	2000000267	10/17/2012	(62.17)
88900000	CAP Move-Settlement	UZ	2000000267	10/17/2012	259.84
88900000	CAP Move-Settlement	UZ	2000000267	10/17/2012	(113.78)
88900000	CAP Move-Settlement	UZ	2000000267	10/17/2012	(52.82)
88900000	CAP Move-Settlement	UZ	2000000267	10/17/2012	43.72
88900000	CAP Move-Settlement	UZ	2000000267	10/17/2012	(4,739.10)
88900000	CAP Move-Settlement	UZ	2000000264	10/17/2012	270.21
88900000	CAP Move-Settlement	UZ	2000000264	10/17/2012	39.12
88900000	CAP Move-Settlement	UZ	2000000264	10/17/2012	1,564.65
88900000	CAP Move-Settlement	UZ	2000000267	10/17/2012	212.95
88900000	CAP Move-Settlement	UZ	2000000267	10/17/2012	28.01
88900000	CAP Move-Settlement	UZ	2000000267	10/17/2012	31.29
88900000	CAP Move-Settlement	UZ	2000000267	10/17/2012	125.03
88900000	CAP Move-Settlement	UZ	2000000267	10/17/2012	250.66
88900000	CAP Move-Settlement	UZ	2000000264	10/17/2012	86.28
88900000	CAP Move-Settlement	UZ	2000000264	10/17/2012	9.64
88900000	CAP Move-Settlement	UZ	2000000264	10/17/2012	1.73
88900000	CAP Move-Settlement	UZ	2000000264	10/17/2012	10.77
88900000	CAP Move-Settlement	UZ	2000000267	10/17/2012	538.56
88900000	CAP Move-Settlement	UZ	2000000267	10/17/2012	139.80
88900000	CAP Move-Settlement	UZ	2000000267	10/17/2012	39.15
88900000	CAP Move-Settlement	UZ	2000000267	10/17/2012	73.30
88900000	CAP Move-Settlement	UZ	2000000264	10/17/2012	56.72
88900000	CAP Move-Settlement	UZ	2000000264	10/17/2012	6.07
88900000	CAP Move-Settlement	UZ	2000000264	10/17/2012	416.74
88900000	CAP Move-Settlement	UZ	2000000264	10/17/2012	(387.41)
88900000	CAP Move-Settlement	UZ	2000000264	10/17/2012	104.28
88900000	CAP Move-Settlement	UZ	2000000264	10/17/2012	8.33
88900000	CAP Move-Settlement	UZ	2000000264	10/17/2012	30.28
88900000	CAP Move-Settlement	UZ	2000000267	10/17/2012	66.76
88900000	CAP Move-Settlement	UZ	2000000267	10/17/2012	(485.48)
88900000	CAP Move-Settlement	UZ	2000000267	10/17/2012	9.20
88900000	CAP Move-Settlement	UZ	2000000267	10/17/2012	7.46
88900000	CAP Move-Settlement	UZ	2000000267	10/17/2012	387.41
88900000	CAP Move-Settlement	UZ	2000000264	10/17/2012	8.10
88900000	CAP Move-Settlement	UZ	2000000264	10/17/2012	139.80
88900000	CAP Move-Settlement	UZ	2000000264	10/17/2012	538.56
88900000	CAP Move-Settlement	UZ	2000000264	10/17/2012	(11.85)
88900000	CAP Move-Settlement	UZ	2000000264	10/17/2012	(8.34)
88900000	CAP Move-Settlement	UZ	2000000264	10/17/2012	1.72
88900000	CAP Move-Settlement	UZ	2000000264	10/17/2012	39.14
88900000	CAP Move-Settlement	UZ	2000000264	10/17/2012	61.58
88900000	CAP Move-Settlement	UZ	2000000267	10/17/2012	(93.97)
88900000	CAP Move-Settlement	UZ	2000000267	10/17/2012	9.05
88900000	CAP Move-Settlement	UZ	2000000267	10/17/2012	(311.89)
88900000	CAP Move-Settlement	UZ	2000000267	10/17/2012	72.48
88900000	CAP Move-Settlement	UZ	2000000267	10/17/2012	(21.87)
88900000	CAP Move-Settlement	UZ	2000000264	10/17/2012	(12.28)
88900000	CAP Move-Settlement	UZ	2000000264	10/17/2012	7.26
88900000	CAP Move-Settlement	UZ	2000000264	10/17/2012	(1.35)
88900000	CAP Move-Settlement	UZ	2000000264	10/17/2012	(59.13)
88900000	CAP Move-Settlement	UZ	2000000264	10/17/2012	(172.24)
88900000	CAP Move-Settlement	UZ	2000000267	10/17/2012	(12.05)

Kentucky American Water Company  
Case No. 2012-00520  
Response to PSC DR1, Item 31

Account	Description	Doc Type	Document Number	Posting Date	Amount
88900000	CAP Move-Settlement	UZ	2000000267	10/17/2012	(1,468.80)
88900000	CAP Move-Settlement	UZ	2000000267	10/17/2012	(10.23)
88900000	CAP Move-Settlement	UZ	2000000267	10/17/2012	10.88
88900000	CAP Move-Settlement	UZ	2000000267	10/17/2012	(1.50)
88900000	CAP Move-Settlement	UZ	2000000267	10/17/2012	(0.86)
88900000	CAP Move-Settlement	UZ	2000000267	10/17/2012	97.04
88900000	CAP Move-Settlement	UZ	2000000264	10/17/2012	(37,772.13)
88900000	CAP Move-Settlement	UZ	2000000264	10/17/2012	9,500.00
88900000	CAP Move-Settlement	UZ	2000000267	10/17/2012	(9,500.00)
88900000	CAP Move-Settlement	UZ	2000000267	10/17/2012	9,500.00
88900000	CAP Move-Settlement	UZ	2000000264	10/17/2012	35.19
88900000	CAP Move-Settlement	UZ	2000000264	10/17/2012	107.38
88900000	CAP Move-Settlement	UZ	2000000264	10/17/2012	9.63
88900000	CAP Move-Settlement	UZ	2000000264	10/17/2012	77.17
88900000	CAP Move-Settlement	UZ	2000000267	10/17/2012	8.62
88900000	CAP Move-Settlement	UZ	2000000267	10/17/2012	12.21
88900000	CAP Move-Settlement	UZ	2000000267	10/17/2012	65.56
88900000	CAP Move-Settlement	UZ	2000000267	10/17/2012	9.36
88900000	CAP Move-Settlement	UZ	2000000267	10/17/2012	481.74
88900000	CAP Move-Settlement	UZ	2000000264	10/17/2012	21.16
88900000	CAP Move-Settlement	UZ	2000000264	10/17/2012	29.57
88900000	CAP Move-Settlement	UZ	2000000264	10/17/2012	184.56
88900000	CAP Move-Settlement	UZ	2000000264	10/17/2012	25.12
88900000	CAP Move-Settlement	UZ	2000000267	10/17/2012	9.69
88900000	CAP Move-Settlement	UZ	2000000267	10/17/2012	7.38
88900000	CAP Move-Settlement	UZ	2000000267	10/17/2012	3.30
88900000	CAP Move-Settlement	UZ	2000000267	10/17/2012	3.69
88900000	CAP Move-Settlement	UZ	2000000267	10/17/2012	13.80
88900000	CAP Move-Settlement	UZ	2000000267	10/17/2012	338,619.83
88900000	CAP Move-Settlement	UZ	2000000264	10/17/2012	(39.70)
88900000	CAP Move-Settlement	UZ	2000000264	10/17/2012	(27.62)
88900000	CAP Move-Settlement	UZ	2000000267	10/17/2012	(44.41)
88900000	CAP Move-Settlement	UZ	2000000267	10/17/2012	(21.07)
88900000	CAP Move-Settlement	UZ	2000000267	10/17/2012	(526.47)
88900000	CAP Move-Settlement	UZ	2000000267	10/17/2012	45,000.00
88900000	CAP Move-Settlement	UZ	2000000264	10/17/2012	(40,263.89)
88900000	CAP Move-Settlement	UZ	2000000264	10/17/2012	(72.33)
88900000	CAP Move-Settlement	UZ	2000000264	10/17/2012	38.28
88900000	CAP Move-Settlement	UZ	2000000264	10/17/2012	656.25
88900000	CAP Move-Settlement	UZ	2000000264	10/17/2012	26.25
88900000	CAP Move-Settlement	UZ	2000000264	10/17/2012	34.45
88900000	CAP Move-Settlement	UZ	2000000264	10/17/2012	(27.61)
88900000	CAP Move-Settlement	UZ	2000000264	10/17/2012	46,259.35
88900000	CAP Move-Settlement	UZ	2000000264	10/17/2012	(896.73)
88900000	CAP Move-Settlement	UZ	2000000264	10/17/2012	109.00
88900000	CAP Move-Settlement	UZ	2000000264	10/17/2012	5.63
88900000	CAP Move-Settlement	UZ	2000000267	10/17/2012	48.59
88900000	CAP Move-Settlement	UZ	2000000267	10/17/2012	(67.59)
88900000	CAP Move-Settlement	UZ	2000000267	10/17/2012	(47.09)
88900000	CAP Move-Settlement	UZ	2000000267	10/17/2012	(150.80)
88900000	CAP Move-Settlement	UZ	2000000267	10/17/2012	(76.11)
88900000	CAP Move-Settlement	UZ	2000000267	10/17/2012	(19.69)
88900000	CAP Move-Settlement	UZ	2000000267	10/17/2012	(15.00)



Kentucky American Water Company  
Case No. 2012-00520  
Response to PSC DR1, Item 31

Account	Description	Doc Type	Document Number	Posting Date	Amount
88900000	CAP Move-Settlement	UZ	2000000267	10/17/2012	(375.00)
88900000	CAP Move-Settlement	UZ	2000000267	10/17/2012	45.06
88900000	CAP Move-Settlement	UZ	2000000267	10/17/2012	5.03
88900000	CAP Move-Settlement	UZ	2000000267	10/17/2012	(35.88)
88900000	CAP Move-Settlement	UZ	2000000264	10/17/2012	24,300.70
88900000	CAP Move-Settlement	UZ	2000000264	10/17/2012	(71,734.31)
88900000	CAP Move-Settlement	UZ	2000000264	10/17/2012	(17.18)
88900000	CAP Move-Settlement	UZ	2000000264	10/17/2012	(6.79)
88900000	CAP Move-Settlement	UZ	2000000267	10/17/2012	1,684.20
88900000	CAP Move-Settlement	UZ	2000000267	10/17/2012	(2,964.99)
88900000	CAP Move-Settlement	UZ	2000000267	10/17/2012	(91.68)
88900000	CAP Move-Settlement	UZ	2000000267	10/17/2012	(1,684.20)
88900000	CAP Move-Settlement	UZ	2000000267	10/17/2012	(2.30)
88900000	CAP Move-Settlement	UZ	2000000264	10/17/2012	10,173.85
88900000	CAP Move-Settlement	UZ	2000000264	10/17/2012	10,205.80
88900000	CAP Move-Settlement	UZ	2000000264	10/17/2012	50.40
88900000	CAP Move-Settlement	UZ	2000000264	10/17/2012	12.84
88900000	CAP Move-Settlement	UZ	2000000264	10/17/2012	25.68
88900000	CAP Move-Settlement	UZ	2000000264	10/17/2012	6,987.40
88900000	CAP Move-Settlement	UZ	2000000264	10/17/2012	87.34
88900000	CAP Move-Settlement	UZ	2000000267	10/17/2012	102.81
88900000	CAP Move-Settlement	UZ	2000000267	10/17/2012	44.74
88900000	CAP Move-Settlement	UZ	2000000267	10/17/2012	11.49
88900000	CAP Move-Settlement	UZ	2000000267	10/17/2012	33.70
88900000	CAP Move-Settlement	UZ	2000000267	10/17/2012	641.76
88900000	CAP Move-Settlement	UZ	2000000264	10/17/2012	19.26
88900000	CAP Move-Settlement	UZ	2000000264	10/17/2012	(144.39)
88900000	CAP Move-Settlement	UZ	2000000264	10/17/2012	8,596.46
88900000	CAP Move-Settlement	UZ	2000000264	10/17/2012	(100.23)
88900000	CAP Move-Settlement	UZ	2000000264	10/17/2012	(51.40)
88900000	CAP Move-Settlement	UZ	2000000264	10/17/2012	33.56
88900000	CAP Move-Settlement	UZ	2000000267	10/17/2012	481.32
88900000	CAP Move-Settlement	UZ	2000000267	10/17/2012	(43.67)
88900000	CAP Move-Settlement	UZ	2000000267	10/17/2012	(5.74)
88900000	CAP Move-Settlement	UZ	2000000267	10/17/2012	(1,909.23)
88900000	CAP Move-Settlement	UZ	2000000267	10/17/2012	(6.42)
88900000	CAP Move-Settlement	UZ	2000000267	10/17/2012	37.80
88900000	CAP Move-Settlement	UZ	2000000267	10/17/2012	(65.26)
88900000	CAP Move-Settlement	UZ	2000000267	10/17/2012	25.27
88900000	CAP Move-Settlement	UZ	2000000267	10/17/2012	(133.32)
88900000	CAP Move-Settlement	UZ	2000000264	10/17/2012	10,205.80
88900000	CAP Move-Settlement	UZ	2000000264	10/17/2012	12.84
88900000	CAP Move-Settlement	UZ	2000000264	10/17/2012	22.37
88900000	CAP Move-Settlement	UZ	2000000264	10/17/2012	(77.11)
88900000	CAP Move-Settlement	UZ	2000000264	10/17/2012	(120.63)
88900000	CAP Move-Settlement	UZ	2000000264	10/17/2012	16.85
88900000	CAP Move-Settlement	UZ	2000000264	10/17/2012	8,596.46
88900000	CAP Move-Settlement	UZ	2000000267	10/17/2012	(197.09)
88900000	CAP Move-Settlement	UZ	2000000267	10/17/2012	25.20
88900000	CAP Move-Settlement	UZ	2000000267	10/17/2012	(9.63)
88900000	CAP Move-Settlement	UZ	2000000267	10/17/2012	(65.51)
88900000	CAP Move-Settlement	UZ	2000000267	10/17/2012	(8.62)
88900000	CAP Move-Settlement	UZ	2000000267	10/17/2012	(283.95)

Kentucky American Water Company  
Case No. 2012-00520  
Response to PSC DR1, Item 31

Account	Description	Doc Type	Document Number	Posting Date	Amount
88900000	CAP Move-Settlement	UZ	2000000267	10/17/2012	320.88
88900000	CAP Move-Settlement	UZ	2000000267	10/17/2012	(261.93)
88900000	CAP Move-Settlement	UZ	2000000267	10/17/2012	(3,754.28)
88900000	CAP Move-Settlement	UZ	2000000264	10/17/2012	(35.83)
88900000	CAP Move-Settlement	UZ	2000000264	10/17/2012	(470.64)
88900000	CAP Move-Settlement	UZ	2000000267	10/17/2012	(1,698.77)
88900000	CAP Move-Settlement	UZ	2000000264	10/17/2012	(2,196.32)
88900000	CAP Move-Settlement	UZ	2000000267	10/17/2012	(2,196.32)
88900000	CAP Move-Settlement	UZ	2000000264	10/17/2012	6.60
88900000	CAP Move-Settlement	UZ	2000000264	10/17/2012	31.09
88900000	CAP Move-Settlement	UZ	2000000264	10/17/2012	125.81
88900000	CAP Move-Settlement	UZ	2000000267	10/17/2012	9.14
88900000	CAP Move-Settlement	UZ	2000000264	10/17/2012	(51.18)
88900000	CAP Move-Settlement	UZ	2000000264	10/17/2012	(20.90)
88900000	CAP Move-Settlement	UZ	2000000264	10/17/2012	(169.38)
88900000	CAP Move-Settlement	UZ	2000000264	10/17/2012	(529.59)
88900000	CAP Move-Settlement	UZ	2000000267	10/17/2012	(144.92)
88900000	CAP Move-Settlement	UZ	2000000267	10/17/2012	(6.76)
88900000	CAP Move-Settlement	UZ	2000000264	10/17/2012	(204.75)
88900000	CAP Move-Settlement	UZ	2000000264	10/17/2012	156.14
88900000	CAP Move-Settlement	UZ	2000000264	10/17/2012	(1,529.29)
88900000	CAP Move-Settlement	UZ	2000000264	10/17/2012	2,130.48
88900000	CAP Move-Settlement	UZ	2000000264	10/17/2012	444.27
88900000	CAP Move-Settlement	UZ	2000000264	10/17/2012	(126.14)
88900000	CAP Move-Settlement	UZ	2000000264	10/17/2012	37.82
88900000	CAP Move-Settlement	UZ	2000000264	10/17/2012	(1,539.30)
88900000	CAP Move-Settlement	UZ	2000000264	10/17/2012	5,467.13
88900000	CAP Move-Settlement	UZ	2000000264	10/17/2012	(6,467.13)
88900000	CAP Move-Settlement	UZ	2000000264	10/17/2012	33.85
88900000	CAP Move-Settlement	UZ	2000000264	10/17/2012	(91.57)
88900000	CAP Move-Settlement	UZ	2000000267	10/17/2012	302.96
88900000	CAP Move-Settlement	UZ	2000000267	10/17/2012	65.46
88900000	CAP Move-Settlement	UZ	2000000267	10/17/2012	(449.18)
88900000	CAP Move-Settlement	UZ	2000000267	10/17/2012	89.64
88900000	CAP Move-Settlement	UZ	2000000267	10/17/2012	(1,163.88)
88900000	CAP Move-Settlement	UZ	2000000267	10/17/2012	257.39
88900000	CAP Move-Settlement	UZ	2000000267	10/17/2012	(66.94)
88900000	CAP Move-Settlement	UZ	2000000264	10/17/2012	(1,278.00)
88900000	CAP Move-Settlement	UZ	2000000264	10/17/2012	(1,119.73)
88900000	CAP Move-Settlement	UZ	2000000267	10/17/2012	278.00
88900000	CAP Move-Settlement	UZ	2000000264	10/17/2012	(255.36)
88900000	CAP Move-Settlement	UZ	2000000264	10/17/2012	(1,435.52)
88900000	CAP Move-Settlement	UZ	2000000264	10/17/2012	(37.53)
88900000	CAP Move-Settlement	UZ	2000000264	10/17/2012	(115.77)
88900000	CAP Move-Settlement	UZ	2000000264	10/17/2012	(21.35)
88900000	CAP Move-Settlement	UZ	2000000267	10/17/2012	(96.82)
88900000	CAP Move-Settlement	UZ	2000000267	10/17/2012	(2,472.59)
88900000	CAP Move-Settlement	UZ	2000000267	10/17/2012	(290.88)
88900000	CAP Move-Settlement	UZ	2000000267	10/17/2012	(524.11)
88900000	CAP Move-Settlement	UZ	2000000267	10/17/2012	(33.59)
88900000	CAP Move-Settlement	UZ	2000000267	10/17/2012	(300.58)
88900000	CAP Move-Settlement	UZ	2000000264	10/17/2012	120.60
88900000	CAP Move-Settlement	UZ	2000000264	10/17/2012	1,658.07

Kentucky American Water Company  
Case No. 2012-00520  
Response to PSC DR1, Item 31

Account	Description	Doc Type	Document Number	Posting Date	Amount
88900000	CAP Move-Settlement	UZ	2000000264	10/17/2012	86.57
88900000	CAP Move-Settlement	UZ	2000000267	10/17/2012	399.55
88900000	CAP Move-Settlement	UZ	2000000267	10/17/2012	29.68
88900000	CAP Move-Settlement	UZ	2000000267	10/17/2012	265.62
88900000	CAP Move-Settlement	UZ	2000000267	10/17/2012	225.66
88900000	CAP Move-Settlement	UZ	2000000267	10/17/2012	33.16
88900000	CAP Move-Settlement	UZ	2000000264	10/17/2012	(1,229.00)
88900000	CAP Move-Settlement	UZ	2000000267	10/17/2012	1,229.00
88900000	CAP Move-Settlement	UZ	2000000264	10/17/2012	(95.55)
88900000	CAP Move-Settlement	UZ	2000000264	10/17/2012	(5.08)
88900000	CAP Move-Settlement	UZ	2000000264	10/17/2012	(32.90)
88900000	CAP Move-Settlement	UZ	2000000264	10/17/2012	(13.16)
88900000	CAP Move-Settlement	UZ	2000000264	10/17/2012	(250.35)
88900000	CAP Move-Settlement	UZ	2000000267	10/17/2012	(15.49)
88900000	CAP Move-Settlement	UZ	2000000267	10/17/2012	(1,296.25)
88900000	CAP Move-Settlement	UZ	2000000267	10/17/2012	(1.93)
88900000	CAP Move-Settlement	UZ	2000000267	10/17/2012	(1.73)
88900000	CAP Move-Settlement	UZ	2000000264	10/17/2012	(3,657.95)
88900000	CAP Move-Settlement	UZ	2000000264	10/17/2012	(3,234.09)
88900000	CAP Move-Settlement	UZ	2000000264	10/17/2012	(297.07)
88900000	CAP Move-Settlement	UZ	2000000264	10/17/2012	69.54
88900000	CAP Move-Settlement	UZ	2000000264	10/17/2012	17.85
88900000	CAP Move-Settlement	UZ	2000000264	10/17/2012	135.76
88900000	CAP Move-Settlement	UZ	2000000264	10/17/2012	(1,163.88)
88900000	CAP Move-Settlement	UZ	2000000264	10/17/2012	(867.75)
88900000	CAP Move-Settlement	UZ	2000000264	10/17/2012	182.82
88900000	CAP Move-Settlement	UZ	2000000264	10/17/2012	(131.26)
88900000	CAP Move-Settlement	UZ	2000000264	10/17/2012	(116.93)
88900000	CAP Move-Settlement	UZ	2000000267	10/17/2012	105.87
88900000	CAP Move-Settlement	UZ	2000000267	10/17/2012	159.80
88900000	CAP Move-Settlement	UZ	2000000267	10/17/2012	10,870.84
88900000	CAP Move-Settlement	UZ	2000000267	10/17/2012	(11,870.84)
88900000	CAP Move-Settlement	UZ	2000000267	10/17/2012	546.13
88900000	CAP Move-Settlement	UZ	2000000267	10/17/2012	19.95
88900000	CAP Move-Settlement	UZ	2000000267	10/17/2012	2,522.61
88900000	CAP Move-Settlement	UZ	2000000267	10/17/2012	(413.69)
88900000	CAP Move-Settlement	UZ	2000000264	10/17/2012	(1,000.00)
88900000	CAP Move-Settlement	UZ	2000000264	10/17/2012	469.07
88900000	CAP Move-Settlement	UZ	2000000264	10/17/2012	63.84
88900000	CAP Move-Settlement	UZ	2000000264	10/17/2012	8.40
88900000	CAP Move-Settlement	UZ	2000000264	10/17/2012	75.15
88900000	CAP Move-Settlement	UZ	2000000267	10/17/2012	9.38
88900000	CAP Move-Settlement	UZ	2000000267	10/17/2012	24.26
88900000	CAP Move-Settlement	UZ	2000000267	10/17/2012	34.73
88900000	CAP Move-Settlement	UZ	2000000267	10/17/2012	16.51
88900000	CAP Move-Settlement	UZ	2000000267	10/17/2012	73.83
88900000	CAP Move-Settlement	UZ	2000000264	10/17/2012	(50.02)
88900000	CAP Move-Settlement	UZ	2000000264	10/17/2012	(7.35)
88900000	CAP Move-Settlement	UZ	2000000264	10/17/2012	(7.22)
88900000	CAP Move-Settlement	UZ	2000000264	10/17/2012	(367.49)
88900000	CAP Move-Settlement	UZ	2000000264	10/17/2012	(12.63)
88900000	CAP Move-Settlement	UZ	2000000267	10/17/2012	(2.54)
88900000	CAP Move-Settlement	UZ	2000000267	10/17/2012	(6.58)

Kentucky American Water Company  
Case No. 2012-00520  
Response to PSC DR1, Item 31

Account	Description	Doc Type	Document Number	Posting Date	Amount
88900000	CAP Move-Settlement	UZ	2000000267	10/17/2012	(27.80)
88900000	CAP Move-Settlement	UZ	2000000267	10/17/2012	(58.87)
88900000	CAP Move-Settlement	UZ	2000000267	10/17/2012	(20.62)
88900000	CAP Move-Settlement	UZ	2000000264	10/17/2012	(21,300.30)
88900000	CAP Move-Settlement	UZ	2000000264	10/17/2012	382.41
88900000	CAP Move-Settlement	UZ	2000000264	10/17/2012	13.41
88900000	CAP Move-Settlement	UZ	2000000264	10/17/2012	(21.54)
88900000	CAP Move-Settlement	UZ	2000000264	10/17/2012	(8.05)
88900000	CAP Move-Settlement	UZ	2000000264	10/17/2012	(2.63)
88900000	CAP Move-Settlement	UZ	2000000264	10/17/2012	(14.69)
88900000	CAP Move-Settlement	UZ	2000000264	10/17/2012	15.68
88900000	CAP Move-Settlement	UZ	2000000264	10/17/2012	28.34
88900000	CAP Move-Settlement	UZ	2000000267	10/17/2012	20,300.30
88900000	CAP Move-Settlement	UZ	2000000267	10/17/2012	13.32
88900000	CAP Move-Settlement	UZ	2000000267	10/17/2012	58.60
88900000	CAP Move-Settlement	UZ	2000000267	10/17/2012	(4.71)
88900000	CAP Move-Settlement	UZ	2000000267	10/17/2012	1.96
88900000	CAP Move-Settlement	UZ	2000000267	10/17/2012	19.77
88900000	CAP Move-Settlement	UZ	2000000267	10/17/2012	(284.54)
88900000	CAP Move-Settlement	UZ	2000000267	10/17/2012	(277.93)
88900000	CAP Move-Settlement	UZ	2000000267	10/17/2012	1.75
88900000	CAP Move-Settlement	UZ	2000000264	10/17/2012	(2,354.39)
88900000	CAP Move-Settlement	UZ	2000000267	10/17/2012	(2,001.75)
88900000	CAP Move-Settlement	UZ	2000000264	10/17/2012	(692.46)
88900000	CAP Move-Settlement	UZ	2000000267	10/17/2012	(1,911.96)
88900000	CAP Move-Settlement	UZ	2000000264	10/17/2012	22.20
88900000	CAP Move-Settlement	UZ	2000000264	10/17/2012	35.90
88900000	CAP Move-Settlement	UZ	2000000264	10/17/2012	(0.53)
88900000	CAP Move-Settlement	UZ	2000000264	10/17/2012	(280.62)
88900000	CAP Move-Settlement	UZ	2000000264	10/17/2012	87.88
88900000	CAP Move-Settlement	UZ	2000000264	10/17/2012	13,300.40
88900000	CAP Move-Settlement	UZ	2000000264	10/17/2012	(371.40)
88900000	CAP Move-Settlement	UZ	2000000264	10/17/2012	20.52
88900000	CAP Move-Settlement	UZ	2000000264	10/17/2012	2.48
88900000	CAP Move-Settlement	UZ	2000000264	10/17/2012	18.86
88900000	CAP Move-Settlement	UZ	2000000267	10/17/2012	(6.70)
88900000	CAP Move-Settlement	UZ	2000000267	10/17/2012	6,938.91
88900000	CAP Move-Settlement	UZ	2000000267	10/17/2012	2.77
88900000	CAP Move-Settlement	UZ	2000000267	10/17/2012	(3,726.78)
88900000	CAP Move-Settlement	UZ	2000000267	10/17/2012	348.94
88900000	CAP Move-Settlement	UZ	2000000267	10/17/2012	1,229.40
88900000	CAP Move-Settlement	UZ	2000000264	10/17/2012	550.00
88900000	CAP Move-Settlement	UZ	2000000267	10/17/2012	27,125.00
88900000	CAP Move-Settlement	UZ	2000000264	10/17/2012	3,268.00
88900000	CAP Move-Settlement	UZ	2000000267	10/17/2012	70,668.00
88900000	CAP Move-Settlement	UZ	2000000267	10/17/2012	(179.79)
88900000	CAP Move-Settlement	UZ	2000000264	10/17/2012	(5.84)
88900000	CAP Move-Settlement	UZ	2000000264	10/17/2012	(3.34)
88900000	CAP Move-Settlement	UZ	2000000267	10/17/2012	(11.75)
88900000	CAP Move-Settlement	UZ	2000000267	10/17/2012	(8.33)
88900000	CAP Move-Settlement	UZ	2000000267	10/17/2012	(111.18)
88900000	CAP Move-Settlement	UZ	2000000264	10/17/2012	26.06
88900000	CAP Move-Settlement	UZ	2000000264	10/17/2012	(4.26)

Kentucky American Water Company  
Case No. 2012-00520  
Response to PSC DR1, Item 31

Account	Description	Doc Type	Document Number	Posting Date	Amount
88900000	CAP Move-Settlement	UZ	2000000264	10/17/2012	(158.22)
88900000	CAP Move-Settlement	UZ	2000000264	10/17/2012	(2,092.78)
88900000	CAP Move-Settlement	UZ	2000000264	10/17/2012	(763.66)
88900000	CAP Move-Settlement	UZ	2000000264	10/17/2012	114.08
88900000	CAP Move-Settlement	UZ	2000000264	10/17/2012	(4,950.93)
88900000	CAP Move-Settlement	UZ	2000000264	10/17/2012	(134.42)
88900000	CAP Move-Settlement	UZ	2000000264	10/17/2012	(19.75)
88900000	CAP Move-Settlement	UZ	2000000267	10/17/2012	2,736.00
88900000	CAP Move-Settlement	UZ	2000000267	10/17/2012	179.78
88900000	CAP Move-Settlement	UZ	2000000267	10/17/2012	54.93
88900000	CAP Move-Settlement	UZ	2000000267	10/17/2012	(17.68)
88900000	CAP Move-Settlement	UZ	2000000267	10/17/2012	1,900.77
88900000	CAP Move-Settlement	UZ	2000000267	10/17/2012	(286.89)
88900000	CAP Move-Settlement	UZ	2000000267	10/17/2012	(1,163.88)
88900000	CAP Move-Settlement	UZ	2000000267	10/17/2012	(308.77)
88900000	CAP Move-Settlement	UZ	2000000267	10/17/2012	(229.74)
88900000	CAP Move-Settlement	UZ	2000000267	10/17/2012	3,950.93
88900000	CAP Move-Settlement	UZ	2000000267	10/17/2012	(2,000.11)
88900000	CAP Move-Settlement	UZ	2000000267	10/17/2012	(11,530.19)
88900000	CAP Move-Settlement	UZ	2000000267	10/17/2012	266.27
88900000	CAP Move-Settlement	UZ	2000000264	10/17/2012	(1,000.00)
88900000	CAP Move-Settlement	UZ	2000000267	10/17/2012	(20.00)
88900000	CAP Move-Settlement	UZ	2000000264	10/17/2012	644.00
88900000	CAP Move-Settlement	UZ	2000000267	10/17/2012	1,882.00
88900000	CAP Move-Settlement	UZ	2000000267	10/17/2012	(5,215.20)
88900000	CAP Move-Settlement	UZ	2000000267	10/17/2012	(11,167.56)
88900000	CAP Move-Settlement	UZ	2000000267	10/17/2012	(558.32)
88900000	CAP Move-Settlement	UZ	2000000264	10/17/2012	27,034.09
88900000	CAP Move-Settlement	UZ	2000000264	10/17/2012	54.60
88900000	CAP Move-Settlement	UZ	2000000264	10/17/2012	41.10
88900000	CAP Move-Settlement	UZ	2000000264	10/17/2012	(308.92)
88900000	CAP Move-Settlement	UZ	2000000264	10/17/2012	(3,187.88)
88900000	CAP Move-Settlement	UZ	2000000264	10/17/2012	(6.00)
88900000	CAP Move-Settlement	UZ	2000000267	10/17/2012	(40.91)
88900000	CAP Move-Settlement	UZ	2000000267	10/17/2012	10,331.91
88900000	CAP Move-Settlement	UZ	2000000267	10/17/2012	(243.46)
88900000	CAP Move-Settlement	UZ	2000000267	10/17/2012	545.40
88900000	CAP Move-Settlement	UZ	2000000267	10/17/2012	(5.37)
88900000	CAP Move-Settlement	UZ	2000000267	10/17/2012	3,240.00
88900000	CAP Move-Settlement	UZ	2000000267	10/17/2012	(48.06)
88900000	CAP Move-Settlement	UZ	2000000267	10/17/2012	(40.83)
88900000	CAP Move-Settlement	UZ	2000000267	10/17/2012	(14,170.23)
88900000	CAP Move-Settlement	UZ	2000000264	10/17/2012	(1.06)
88900000	CAP Move-Settlement	UZ	2000000264	10/17/2012	(50.00)
88900000	CAP Move-Settlement	UZ	2000000264	10/17/2012	(35.43)
88900000	CAP Move-Settlement	UZ	2000000264	10/17/2012	(4.82)
88900000	CAP Move-Settlement	UZ	2000000264	10/17/2012	(3.03)
88900000	CAP Move-Settlement	UZ	2000000264	10/17/2012	50.00
88900000	CAP Move-Settlement	UZ	2000000267	10/17/2012	(1.86)
88900000	CAP Move-Settlement	UZ	2000000267	10/17/2012	(0.71)
88900000	CAP Move-Settlement	UZ	2000000267	10/17/2012	(5.68)
88900000	CAP Move-Settlement	UZ	2000000267	10/17/2012	(2.67)
88900000	CAP Move-Settlement	UZ	2000000267	10/17/2012	(0.63)

Kentucky American Water Company  
Case No. 2012-00520  
Response to PSC DR1, Item 31

Account	Description	Doc Type	Document Number	Posting Date	Amount
88900000	CAP Move-Settlement	UZ	2000000264	10/17/2012	(200.82)
88900000	CAP Move-Settlement	UZ	2000000264	10/17/2012	(11.20)
88900000	CAP Move-Settlement	UZ	2000000264	10/17/2012	40.18
88900000	CAP Move-Settlement	UZ	2000000264	10/17/2012	(100.20)
88900000	CAP Move-Settlement	UZ	2000000264	10/17/2012	(1,250.80)
88900000	CAP Move-Settlement	UZ	2000000264	10/17/2012	(7,654.02)
88900000	CAP Move-Settlement	UZ	2000000264	10/17/2012	(551.28)
88900000	CAP Move-Settlement	UZ	2000000264	10/17/2012	258.23
88900000	CAP Move-Settlement	UZ	2000000264	10/17/2012	(12.51)
88900000	CAP Move-Settlement	UZ	2000000264	10/17/2012	97.92
88900000	CAP Move-Settlement	UZ	2000000264	10/17/2012	102.64
88900000	CAP Move-Settlement	UZ	2000000264	10/17/2012	17.25
88900000	CAP Move-Settlement	UZ	2000000267	10/17/2012	(4.79)
88900000	CAP Move-Settlement	UZ	2000000267	10/17/2012	(1,163.88)
88900000	CAP Move-Settlement	UZ	2000000267	10/17/2012	1,569.63
88900000	CAP Move-Settlement	UZ	2000000267	10/17/2012	(529.88)
88900000	CAP Move-Settlement	UZ	2000000267	10/17/2012	(2,908.94)
88900000	CAP Move-Settlement	UZ	2000000267	10/17/2012	250.80
88900000	CAP Move-Settlement	UZ	2000000267	10/17/2012	(85.13)
88900000	CAP Move-Settlement	UZ	2000000267	10/17/2012	(199.44)
88900000	CAP Move-Settlement	UZ	2000000267	10/17/2012	(1,508.30)
88900000	CAP Move-Settlement	UZ	2000000267	10/17/2012	(192.00)
88900000	CAP Move-Settlement	UZ	2000000267	10/17/2012	192.00
88900000	CAP Move-Settlement	UZ	2000000267	10/17/2012	(1,000.00)
88900000	CAP Move-Settlement	UZ	2000000264	10/17/2012	(166.77)
88900000	CAP Move-Settlement	UZ	2000000264	10/17/2012	(8.60)
88900000	CAP Move-Settlement	UZ	2000000264	10/17/2012	(11.99)
88900000	CAP Move-Settlement	UZ	2000000267	10/17/2012	(49.47)
88900000	CAP Move-Settlement	UZ	2000000264	10/17/2012	(3.55)
88900000	CAP Move-Settlement	UZ	2000000264	10/17/2012	(2.48)
88900000	CAP Move-Settlement	UZ	2000000264	10/17/2012	(1.42)
88900000	CAP Move-Settlement	UZ	2000000264	10/17/2012	(0.94)
88900000	CAP Move-Settlement	UZ	2000000264	10/17/2012	(7.57)
88900000	CAP Move-Settlement	UZ	2000000264	10/17/2012	(47.24)
88900000	CAP Move-Settlement	UZ	2000000267	10/17/2012	(4.05)
88900000	CAP Move-Settlement	UZ	2000000267	10/17/2012	(0.85)
88900000	CAP Move-Settlement	UZ	2000000267	10/17/2012	(6.43)
88900000	CAP Move-Settlement	UZ	2000000264	10/17/2012	36.32
88900000	CAP Move-Settlement	UZ	2000000264	10/17/2012	(1,083.77)
88900000	CAP Move-Settlement	UZ	2000000264	10/17/2012	(3,403.17)
88900000	CAP Move-Settlement	UZ	2000000264	10/17/2012	34.29
88900000	CAP Move-Settlement	UZ	2000000264	10/17/2012	(797.72)
88900000	CAP Move-Settlement	UZ	2000000264	10/17/2012	(37.70)
88900000	CAP Move-Settlement	UZ	2000000264	10/17/2012	273.42
88900000	CAP Move-Settlement	UZ	2000000264	10/17/2012	(184.66)
88900000	CAP Move-Settlement	UZ	2000000264	10/17/2012	(337.40)
88900000	CAP Move-Settlement	UZ	2000000264	10/17/2012	(24,157.40)
88900000	CAP Move-Settlement	UZ	2000000264	10/17/2012	(16,076.94)
88900000	CAP Move-Settlement	UZ	2000000267	10/17/2012	68.75
88900000	CAP Move-Settlement	UZ	2000000267	10/17/2012	1,367.40
88900000	CAP Move-Settlement	UZ	2000000267	10/17/2012	1,485.40
88900000	CAP Move-Settlement	UZ	2000000267	10/17/2012	(42.12)
88900000	CAP Move-Settlement	UZ	2000000267	10/17/2012	(193.75)

Kentucky American Water Company  
Case No. 2012-00520  
Response to PSC DR1, Item 31

Account	Description	Doc Type	Document Number	Posting Date	Amount
88900000	CAP Move-Settlement	UZ	2000000267	10/17/2012	(286.64)
88900000	CAP Move-Settlement	UZ	2000000264	10/17/2012	(671.62)
88900000	CAP Move-Settlement	UZ	2000000264	10/17/2012	(2,959.04)
88900000	CAP Move-Settlement	UZ	2000000264	10/17/2012	51.27
88900000	CAP Move-Settlement	UZ	2000000264	10/17/2012	(877.15)
88900000	CAP Move-Settlement	UZ	2000000264	10/17/2012	(246.13)
88900000	CAP Move-Settlement	UZ	2000000264	10/17/2012	48.24
88900000	CAP Move-Settlement	UZ	2000000264	10/17/2012	258.99
88900000	CAP Move-Settlement	UZ	2000000264	10/17/2012	458.87
88900000	CAP Move-Settlement	UZ	2000000267	10/17/2012	707.50
88900000	CAP Move-Settlement	UZ	2000000267	10/17/2012	3,529.05
88900000	CAP Move-Settlement	UZ	2000000267	10/17/2012	57.29
88900000	CAP Move-Settlement	UZ	2000000267	10/17/2012	(15.23)
88900000	CAP Move-Settlement	UZ	2000000267	10/17/2012	7.25
88900000	CAP Move-Settlement	UZ	2000000267	10/17/2012	389.84
88900000	CAP Move-Settlement	UZ	2000000267	10/17/2012	(435.12)
88900000	CAP Move-Settlement	UZ	2000000264	10/17/2012	(32.41)
88900000	CAP Move-Settlement	UZ	2000000264	10/17/2012	(208.82)
88900000	CAP Move-Settlement	UZ	2000000264	10/17/2012	(27.53)
88900000	CAP Move-Settlement	UZ	2000000264	10/17/2012	(50.57)
88900000	CAP Move-Settlement	UZ	2000000264	10/17/2012	(4.47)
88900000	CAP Move-Settlement	UZ	2000000267	10/17/2012	(4.05)
88900000	CAP Move-Settlement	UZ	2000000267	10/17/2012	(70.44)
88900000	CAP Move-Settlement	UZ	2000000267	10/17/2012	(632.44)
88900000	CAP Move-Settlement	UZ	2000000267	10/17/2012	(330.89)
88900000	CAP Move-Settlement	UZ	2000000267	10/17/2012	(3.62)
88900000	CAP Move-Settlement	UZ	2000000264	10/17/2012	(97.92)
88900000	CAP Move-Settlement	UZ	2000000264	10/17/2012	743.40
88900000	CAP Move-Settlement	UZ	2000000264	10/17/2012	773.76
88900000	CAP Move-Settlement	UZ	2000000264	10/17/2012	30.99
88900000	CAP Move-Settlement	UZ	2000000264	10/17/2012	(2,359.96)
88900000	CAP Move-Settlement	UZ	2000000264	10/17/2012	3.46
88900000	CAP Move-Settlement	UZ	2000000267	10/17/2012	(58.95)
88900000	CAP Move-Settlement	UZ	2000000267	10/17/2012	19.32
88900000	CAP Move-Settlement	UZ	2000000267	10/17/2012	26.33
88900000	CAP Move-Settlement	UZ	2000000267	10/17/2012	3.87
88900000	CAP Move-Settlement	UZ	2000000267	10/17/2012	(721.91)
88900000	CAP Move-Settlement	UZ	2000000267	10/17/2012	236.62
88900000	CAP Move-Settlement	UZ	2000000267	10/17/2012	(169.67)
88900000	CAP Move-Settlement	UZ	2000000267	10/17/2012	57.00
88900000	CAP Move-Settlement	UZ	2000000264	10/17/2012	(17.73)
88900000	CAP Move-Settlement	UZ	2000000264	10/17/2012	(22.10)
88900000	CAP Move-Settlement	UZ	2000000267	10/17/2012	(102.28)
88900000	CAP Move-Settlement	UZ	2000000267	10/17/2012	(132.96)
88900000	CAP Move-Settlement	UZ	2000000267	10/17/2012	27,250.56
88900000	CAP Move-Settlement	UZ	2000000264	10/17/2012	266.45
88900000	CAP Move-Settlement	UZ	2000000264	10/17/2012	515.98
88900000	CAP Move-Settlement	UZ	2000000264	10/17/2012	314.26
88900000	CAP Move-Settlement	UZ	2000000264	10/17/2012	266.98
88900000	CAP Move-Settlement	UZ	2000000264	10/17/2012	35.11
88900000	CAP Move-Settlement	UZ	2000000264	10/17/2012	(1,534.40)
88900000	CAP Move-Settlement	UZ	2000000264	10/17/2012	(6,909.26)
88900000	CAP Move-Settlement	UZ	2000000267	10/17/2012	(439.64)

Kentucky American Water Company  
Case No. 2012-00520  
Response to PSC DR1, Item 31

Account	Description	Doc Type	Document Number	Posting Date	Amount
88900000	CAP Move-Settlement	UZ	2000000267	10/17/2012	39.23
88900000	CAP Move-Settlement	UZ	2000000267	10/17/2012	(342.29)
88900000	CAP Move-Settlement	UZ	2000000267	10/17/2012	141.93
88900000	CAP Move-Settlement	UZ	2000000267	10/17/2012	(1,757.36)
88900000	CAP Move-Settlement	UZ	2000000267	10/17/2012	3,581.64
88900000	CAP Move-Settlement	UZ	2000000267	10/17/2012	(640.01)
88900000	CAP Move-Settlement	UZ	2000000267	10/17/2012	183.38
88900000	CAP Move-Settlement	UZ	2000000267	10/17/2012	(19,553.00)
88900000	CAP Move-Settlement	UZ	2000000264	10/17/2012	(133.95)
88900000	CAP Move-Settlement	UZ	2000000267	10/17/2012	(2,781.63)
88900000	CAP Move-Settlement	UZ	2000000264	10/17/2012	(13.31)
88900000	CAP Move-Settlement	UZ	2000000264	10/17/2012	88.72
88900000	CAP Move-Settlement	UZ	2000000264	10/17/2012	(7.84)
88900000	CAP Move-Settlement	UZ	2000000264	10/17/2012	(1,920.00)
88900000	CAP Move-Settlement	UZ	2000000264	10/17/2012	20.26
88900000	CAP Move-Settlement	UZ	2000000264	10/17/2012	2.22
88900000	CAP Move-Settlement	UZ	2000000264	10/17/2012	6.49
88900000	CAP Move-Settlement	UZ	2000000264	10/17/2012	(78.16)
88900000	CAP Move-Settlement	UZ	2000000267	10/17/2012	(32.72)
88900000	CAP Move-Settlement	UZ	2000000267	10/17/2012	(442.23)
88900000	CAP Move-Settlement	UZ	2000000264	10/17/2012	(28.19)
88900000	CAP Move-Settlement	UZ	2000000264	10/17/2012	(15.25)
88900000	CAP Move-Settlement	UZ	2000000264	10/17/2012	(65.55)
88900000	CAP Move-Settlement	UZ	2000000264	10/17/2012	(15.02)
88900000	CAP Move-Settlement	UZ	2000000264	10/17/2012	(20.01)
88900000	CAP Move-Settlement	UZ	2000000267	10/17/2012	(1.68)
88900000	CAP Move-Settlement	UZ	2000000267	10/17/2012	(12.76)
88900000	CAP Move-Settlement	UZ	2000000267	10/17/2012	(381.25)
88900000	CAP Move-Settlement	UZ	2000000267	10/17/2012	(1.88)
88900000	CAP Move-Settlement	UZ	2000000267	10/17/2012	(3,299.25)
88900000	CAP Move-Settlement	UZ	2000000264	10/17/2012	3,495.00
88900000	CAP Move-Settlement	UZ	2000000267	10/17/2012	(3,500.00)
88900000	CAP Move-Settlement	UZ	2000000267	10/17/2012	(134.14)
88900000	CAP Move-Settlement	UZ	2000000264	10/17/2012	(8,500.00)
88900000	CAP Move-Settlement	UZ	2000000267	10/17/2012	8,500.00
88900000	CAP Move-Settlement	UZ	2000000267	10/17/2012	4,404.43
88900000	CAP Move-Settlement	UZ	2000000267	10/17/2012	(4,404.43)
88900000	CAP Move-Settlement	UZ	2000000264	10/17/2012	(3,975.00)
88900000	CAP Move-Settlement	UZ	2000000267	10/17/2012	3,975.00
88900000	CAP Move-Settlement	UZ	2000000267	10/17/2012	35,000.00
88900000	CAP Move-Settlement	UZ	2000000267	10/17/2012	5,000.00
88900000	CAP Move-Settlement	UZ	2000000264	10/17/2012	30,000.00
88900000	CAP Move-Settlement	UZ	2000000264	10/17/2012	(265.00)
88900000	CAP Move-Settlement	UZ	2000000267	10/17/2012	10.20
88900000	CAP Move-Settlement	UZ	2000000267	10/17/2012	(1,309.21)
88900000	CAP Move-Settlement	UZ	2000000264	10/17/2012	1,000.00
88900000	CAP Move-Settlement	UZ	2000000267	10/17/2012	49,716.38
88900000	CAP Move-Settlement	UZ	2000000267	10/17/2012	(11,746.74)
88900000	CAP Move-Settlement	UZ	2000000264	10/17/2012	(42,836.55)
88900000	CAP Move-Settlement	UZ	2000000267	10/17/2012	(6,000.00)
88900000	CAP Move-Settlement	UZ	2000000264	10/17/2012	(21,332.00)
88900000	CAP Move-Settlement	UZ	2000000264	10/17/2012	(4,867.52)
88900000	CAP Move-Settlement	UZ	2000000264	10/17/2012	(57.94)



Kentucky American Water Company  
Case No. 2012-00520  
Response to PSC DR1, Item 31

Account	Description	Doc Type	Document Number	Posting Date	Amount
88900000	CAP Move-Settlement	UZ	2000000264	10/17/2012	(8.19)
88900000	CAP Move-Settlement	UZ	2000000264	10/17/2012	(45.65)
88900000	CAP Move-Settlement	UZ	2000000264	10/17/2012	50,000.00
88900000	CAP Move-Settlement	UZ	2000000267	10/17/2012	(35.93)
88900000	CAP Move-Settlement	UZ	2000000267	10/17/2012	(683.43)
88900000	CAP Move-Settlement	UZ	2000000267	10/17/2012	(9.16)
88900000	CAP Move-Settlement	UZ	2000000267	10/17/2012	(73.34)
88900000	CAP Move-Settlement	UZ	2000000267	10/17/2012	(51.56)
88900000	CAP Move-Settlement	UZ	2000000267	10/17/2012	(62.31)
88900000	CAP Move-Settlement	UZ	2000000267	10/17/2012	9,500.07
88900000	CAP Move-Settlement	UZ	2000000264	10/17/2012	(20.10)
88900000	CAP Move-Settlement	UZ	2000000264	10/17/2012	(233.00)
88900000	CAP Move-Settlement	UZ	2000000264	10/17/2012	(152.85)
88900000	CAP Move-Settlement	UZ	2000000264	10/17/2012	(179.92)
88900000	CAP Move-Settlement	UZ	2000000264	10/17/2012	(3,337.14)
88900000	CAP Move-Settlement	UZ	2000000264	10/17/2012	(252.40)
88900000	CAP Move-Settlement	UZ	2000000267	10/17/2012	(175.25)
88900000	CAP Move-Settlement	UZ	2000000267	10/17/2012	(111.39)
88900000	CAP Move-Settlement	UZ	2000000267	10/17/2012	(22.46)
88900000	CAP Move-Settlement	UZ	2000000267	10/17/2012	9,483.30
88900000	CAP Move-Settlement	UZ	2000000267	10/17/2012	9,500.07
88900000	CAP Move-Settlement	UZ	2000000264	10/17/2012	23.75
88900000	CAP Move-Settlement	UZ	2000000264	10/17/2012	212.54
88900000	CAP Move-Settlement	UZ	2000000264	10/17/2012	180.57
88900000	CAP Move-Settlement	UZ	2000000264	10/17/2012	26.53
88900000	CAP Move-Settlement	UZ	2000000267	10/17/2012	10.81
88900000	CAP Move-Settlement	UZ	2000000267	10/17/2012	32.03
88900000	CAP Move-Settlement	UZ	2000000267	10/17/2012	266.10
88900000	CAP Move-Settlement	UZ	2000000267	10/17/2012	1,326.71
88900000	CAP Move-Settlement	UZ	2000000267	10/17/2012	97.45
88900000	CAP Move-Settlement	UZ	2000000264	10/17/2012	(616.63)
88900000	CAP Move-Settlement	UZ	2000000264	10/17/2012	124.86
88900000	CAP Move-Settlement	UZ	2000000264	10/17/2012	1.62
88900000	CAP Move-Settlement	UZ	2000000264	10/17/2012	(452.29)
88900000	CAP Move-Settlement	UZ	2000000264	10/17/2012	16.99
88900000	CAP Move-Settlement	UZ	2000000264	10/17/2012	9.17
88900000	CAP Move-Settlement	UZ	2000000264	10/17/2012	(44.82)
88900000	CAP Move-Settlement	UZ	2000000264	10/17/2012	2.23
88900000	CAP Move-Settlement	UZ	2000000264	10/17/2012	20.00
88900000	CAP Move-Settlement	UZ	2000000267	10/17/2012	(19.33)
88900000	CAP Move-Settlement	UZ	2000000267	10/17/2012	3.15
88900000	CAP Move-Settlement	UZ	2000000267	10/17/2012	(156.68)
88900000	CAP Move-Settlement	UZ	2000000267	10/17/2012	25.45
88900000	CAP Move-Settlement	UZ	2000000267	10/17/2012	(6.21)
88900000	CAP Move-Settlement	UZ	2000000267	10/17/2012	2.50
88900000	CAP Move-Settlement	UZ	2000000264	10/17/2012	41.62
88900000	CAP Move-Settlement	UZ	2000000264	10/17/2012	(27.85)
88900000	CAP Move-Settlement	UZ	2000000264	10/17/2012	(2.42)
88900000	CAP Move-Settlement	UZ	2000000264	10/17/2012	0.74
88900000	CAP Move-Settlement	UZ	2000000264	10/17/2012	1.05
88900000	CAP Move-Settlement	UZ	2000000267	10/17/2012	(95.73)
88900000	CAP Move-Settlement	UZ	2000000267	10/17/2012	(6.90)
88900000	CAP Move-Settlement	UZ	2000000267	10/17/2012	(1.24)

Kentucky American Water Company  
Case No. 2012-00520  
Response to PSC DR1, Item 31

Account	Description	Doc Type	Document Number	Posting Date	Amount
88900000	CAP Move-Settlement	UZ	2000000267	10/17/2012	0.54
88900000	CAP Move-Settlement	UZ	2000000267	10/17/2012	0.83
88900000	CAP Move-Settlement	UZ	2000000267	10/17/2012	6.67
88900000	CAP Move-Settlement	UZ	2000000267	10/17/2012	3.05
88900000	CAP Move-Settlement	UZ	2000000267	10/17/2012	8.48
88900000	CAP Move-Settlement	UZ	2000000267	10/17/2012	5.66
88900000	CAP Move-Settlement	UZ	2000000267	10/17/2012	(246.77)
88900000	CAP Move-Settlement	UZ	2000000264	10/17/2012	(2.16)
88900000	CAP Move-Settlement	UZ	2000000264	10/17/2012	(4.20)
88900000	CAP Move-Settlement	UZ	2000000264	10/17/2012	(48.27)
88900000	CAP Move-Settlement	UZ	2000000264	10/17/2012	(26.67)
88900000	CAP Move-Settlement	UZ	2000000264	10/17/2012	(2.98)
88900000	CAP Move-Settlement	UZ	2000000267	10/17/2012	(166.48)
88900000	CAP Move-Settlement	UZ	2000000267	10/17/2012	(22.66)
88900000	CAP Move-Settlement	UZ	2000000267	10/17/2012	(12.01)
88900000	CAP Move-Settlement	UZ	2000000267	10/17/2012	(3.33)
88900000	CAP Move-Settlement	UZ	2000000264	10/17/2012	71.20
88900000	CAP Move-Settlement	UZ	2000000264	10/17/2012	(925.96)
88900000	CAP Move-Settlement	UZ	2000000264	10/17/2012	(3,027.33)
88900000	CAP Move-Settlement	UZ	2000000264	10/17/2012	6.93
88900000	CAP Move-Settlement	UZ	2000000264	10/17/2012	24.20
88900000	CAP Move-Settlement	UZ	2000000264	10/17/2012	52.65
88900000	CAP Move-Settlement	UZ	2000000264	10/17/2012	7.74
88900000	CAP Move-Settlement	UZ	2000000267	10/17/2012	(75.70)
88900000	CAP Move-Settlement	UZ	2000000267	10/17/2012	295.70
88900000	CAP Move-Settlement	UZ	2000000267	10/17/2012	61.98
88900000	CAP Move-Settlement	UZ	2000000267	10/17/2012	(217.66)
88900000	CAP Move-Settlement	UZ	2000000267	10/17/2012	967.20
88900000	CAP Move-Settlement	UZ	2000000264	10/17/2012	7,292.22
88900000	CAP Move-Settlement	UZ	2000000264	10/17/2012	(1,072.64)
88900000	CAP Move-Settlement	UZ	2000000267	10/17/2012	536.32
88900000	CAP Move-Settlement	UZ	2000000264	10/17/2012	(111.29)
88900000	CAP Move-Settlement	UZ	2000000264	10/17/2012	(27.63)
88900000	CAP Move-Settlement	UZ	2000000267	10/17/2012	(9.66)
88900000	CAP Move-Settlement	UZ	2000000267	10/17/2012	(4.97)
88900000	CAP Move-Settlement	UZ	2000000267	10/17/2012	(382.90)
88900000	CAP Move-Settlement	UZ	2000000267	10/17/2012	(763.91)
88900000	CAP Move-Settlement	UZ	2000000267	10/17/2012	(763.20)
88900000	CAP Move-Settlement	UZ	2000000267	10/17/2012	(3,422.90)
88900000	CAP Move-Settlement	UZ	2000000267	10/17/2012	1,569.63
40111000	Res Sales Billed	ZA	9400000994	10/18/2012	45.68
40111000	Res Sales Billed	ZA	9400000994	10/18/2012	(5,146.42)
40111000	Res Sales Billed	ZA	9400000994	10/18/2012	(122,377.60)
40121000	Com Sales Billed	ZA	9400000994	10/18/2012	(312.71)
40121000	Com Sales Billed	ZA	9400000994	10/18/2012	(61,580.16)
40131000	Ind Sales Billed	ZA	9400000994	10/18/2012	(201.69)
40145000	Priv Fire Billed	ZA	9400000994	10/18/2012	(3,076.51)
40151000	Publ Auth Billed	ZA	9400000994	10/18/2012	(4,577.99)
40211000	Dom WW Svc Billed	ZA	9400000994	10/18/2012	47.77
40310400	OthRev-NSF Ck Chrg	ZA	9400000994	10/18/2012	(132.00)
40310500	OthRev-Appl/InitFee	ZA	9400000994	10/18/2012	26.00
40310500	OthRev-Appl/InitFee	ZA	9400000994	10/18/2012	(26.00)
40310500	OthRev-Appl/InitFee	ZA	9400000994	10/18/2012	(1,404.00)

Kentucky American Water Company  
Case No. 2012-00520  
Response to PSC DR1, Item 31

Account	Description	Doc Type	Document Number	Posting Date	Amount
40310700	OthRev-Reconnct Fee	ZA	9400000994	10/18/2012	(104.00)
40310700	OthRev-Reconnct Fee	ZA	9400000994	10/18/2012	(338.00)
51510000	Purchased Power	ZN	5000002254	10/18/2012	72.93
51510000	Purchased Power	ZN	5000002254	10/18/2012	51.99
51510000	Purchased Power	ZN	5000002254	10/18/2012	89.75
51510000	Purchased Power	ZN	5000002254	10/18/2012	18,103.33
51510000	Purchased Power	ZN	5000002254	10/18/2012	19.11
52000000	M&S Expense (O&M)	WA	5000002299	10/18/2012	838.85
52000000	M&S Expense (O&M)	WA	5000002300	10/18/2012	838.85
52000000	M&S Expense (O&M)	WA	5000002300	10/18/2012	256.95
52000000	M&S Expense (O&M)	WA	5000002300	10/18/2012	111.61
52000000	M&S Expense (O&M)	WA	5000002300	10/18/2012	81.33
52000000	M&S Expense (O&M)	WA	5000002300	10/18/2012	44.63
52000000	M&S Expense (O&M)	WA	5000002301	10/18/2012	3.30
52000000	M&S Expense (O&M)	WA	5000002302	10/18/2012	(3.30)
52000000	M&S Expense (O&M)	WA	5000002303	10/18/2012	3.30
52000000	M&S Expense (O&M)	WA	5000002304	10/18/2012	(3.30)
52000000	M&S Expense (O&M)	WA	5000002305	10/18/2012	(44.63)
52000000	M&S Expense (O&M)	WA	5000002305	10/18/2012	(838.85)
52000000	M&S Expense (O&M)	WA	5000002305	10/18/2012	(256.95)
52000000	M&S Expense (O&M)	WA	5000002305	10/18/2012	(111.61)
52000000	M&S Expense (O&M)	WA	5000002305	10/18/2012	(81.33)
52000000	M&S Expense (O&M)	WA	5000002306	10/18/2012	(838.85)
52500000	Misc Expense (O&M)	WE	5000002289	10/18/2012	724.90
52500000	Misc Expense (O&M)	UZ	2000000270	10/18/2012	(724.90)
52510000	Bank Svc Charges	SN	100001444	10/18/2012	(598.93)
52510000	Bank Svc Charges	KR	5000002287	10/18/2012	9,155.14
52514500	Charitb Don-H/Ed/En	ZF	5000002277	10/18/2012	1,500.00
52514600	Charitb Don-Commnty	ZF	5000002279	10/18/2012	4,000.00
52514600	Charitb Don-Commnty	ZF	5000002281	10/18/2012	1,000.00
52514600	Charitb Don-Commnty	ZF	5000002283	10/18/2012	500.00
52514600	Charitb Don-Commnty	ZF	5000002284	10/18/2012	500.00
52514600	Charitb Don-Commnty	ZF	5000002285	10/18/2012	500.00
52514600	Charitb Don-Commnty	ZF	5000002286	10/18/2012	500.00
52514600	Charitb Don-Commnty	ZF	5000002288	10/18/2012	500.00
52514700	Community Partnrshps	ZF	5000002276	10/18/2012	500.00
52514904	Cust Edu Comm-Consrv	ZF	5000002274	10/18/2012	13,500.00
52532000	Electricity	ZN	5000002254	10/18/2012	144.91
52532000	Electricity	ZN	5000002254	10/18/2012	25.29
52532000	Electricity	ZN	5000002254	10/18/2012	19.51
52532000	Electricity	ZN	5000002254	10/18/2012	20.04
52556500	Low Income Pay Prog	ZF	5000002271	10/18/2012	10,000.00
52583000	Water & WW	KR	5000002256	10/18/2012	57.63
52583000	Water & WW	KR	5000002257	10/18/2012	106.74
52583000	Water & WW	KR	5000002258	10/18/2012	9.52
52583000	Water & WW	KR	5000002259	10/18/2012	6.35
52583000	Water & WW	KR	5000002260	10/18/2012	80.91
52583000	Water & WW	KG	5000002263	10/18/2012	(32.79)
52583000	Water & WW	KR	5000002264	10/18/2012	675.83
52583000	Water & WW	KR	5000002266	10/18/2012	22.37
52583000	Water & WW	KR	5000002267	10/18/2012	901.61
52583000	Water & WW	KR	5000002268	10/18/2012	12.70
52583000	Water & WW	WE	5000002269	10/18/2012	5,830.00

## Kentucky American Water Company

Case No. 2012-00520

Response to PSC DR1, Item 31

Account	Description	Doc Type	Document Number	Posting Date	Amount
52583000	Water & WW	WE	5000002270	10/18/2012	25,122.00
52583000	Water & WW	UZ	2000000269	10/18/2012	(25,122.00)
52583000	Water & WW	UZ	2000000269	10/18/2012	(5,830.00)
52585000	Discounts Available	ZP	3000003823	10/18/2012	(24.52)
53150000	Contr Svc-Other	KR	5000002255	10/18/2012	410.80
53150000	Contr Svc-Other	KR	5000002261	10/18/2012	376.50
53150000	Contr Svc-Other	KR	5000002261	10/18/2012	376.49
53150000	Contr Svc-Other	KR	5000002261	10/18/2012	376.49
53150000	Contr Svc-Other	KR	5000002261	10/18/2012	376.49
53150000	Contr Svc-Other	KR	5000002261	10/18/2012	376.49
53150000	Contr Svc-Other	KR	5000002261	10/18/2012	376.49
53150000	Contr Svc-Other	WE	5000002292	10/18/2012	4,226.25
53150000	Contr Svc-Other	WE	5000002293	10/18/2012	6,548.75
53150000	Contr Svc-Other	WE	5000002296	10/18/2012	350,000.00
53150000	Contr Svc-Other	UZ	2000000269	10/18/2012	(752.98)
53150000	Contr Svc-Other	UZ	2000000269	10/18/2012	(376.49)
53150000	Contr Svc-Other	UZ	2000000269	10/18/2012	(376.50)
53150000	Contr Svc-Other	UZ	2000000269	10/18/2012	(376.49)
53150000	Contr Svc-Other	UZ	2000000270	10/18/2012	(10,775.00)
53151000	Contr Svc-Temp EE	KR	5000002262	10/18/2012	911.60
53151000	Contr Svc-Temp EE	KR	5000002262	10/18/2012	826.80
53151000	Contr Svc-Temp EE	KR	5000002265	10/18/2012	1,533.29
57010000	Uncoll Accts Exp	ZA	9400000994	10/18/2012	(160.49)
72802000	CIAC Rcpt Svcs Clrg	DR	4000002600	10/18/2012	(1,569.00)
72802100	CIAC Rcpt Non-SrvClr	DR	4000002601	10/18/2012	(3,268.00)
75820000	Othr Income Deductns	ZF	5000002282	10/18/2012	8,500.00
88107000	CAP Move-CWIP	UZ	2000000271	10/18/2012	724.90
88107000	CAP Move-CWIP	UZ	2000000268	10/18/2012	752.98
88107000	CAP Move-CWIP	UZ	2000000268	10/18/2012	259.78
88107000	CAP Move-CWIP	UZ	2000000268	10/18/2012	259.78
88107000	CAP Move-CWIP	UZ	2000000268	10/18/2012	327.55
88107000	CAP Move-CWIP	UZ	2000000271	10/18/2012	10,775.00
88107000	CAP Move-CWIP	UZ	2000000268	10/18/2012	22,609.80
88107000	CAP Move-CWIP	UZ	2000000268	10/18/2012	5,830.00
88257100	CAP Move-RWIP	UZ	2000000268	10/18/2012	116.71
88257100	CAP Move-RWIP	UZ	2000000268	10/18/2012	116.72
88257100	CAP Move-RWIP	UZ	2000000268	10/18/2012	48.94
88257100	CAP Move-RWIP	UZ	2000000268	10/18/2012	2,512.20
88900000	CAP Move-Settlement	UZ	2000000271	10/18/2012	(724.90)
88900000	CAP Move-Settlement	UZ	2000000268	10/18/2012	(752.98)
88900000	CAP Move-Settlement	UZ	2000000268	10/18/2012	(376.49)
88900000	CAP Move-Settlement	UZ	2000000268	10/18/2012	(376.50)
88900000	CAP Move-Settlement	UZ	2000000268	10/18/2012	(376.49)
88900000	CAP Move-Settlement	UZ	2000000271	10/18/2012	(10,775.00)
88900000	CAP Move-Settlement	UZ	2000000268	10/18/2012	(25,122.00)
88900000	CAP Move-Settlement	UZ	2000000268	10/18/2012	(5,830.00)
40111000	Res Sales Billed	ZA	9400000997	10/19/2012	(77,747.26)
40111000	Res Sales Billed	ZA	9400000997	10/19/2012	(12,882.83)
40111000	Res Sales Billed	ZA	9400000997	10/19/2012	(12.88)
40111000	Res Sales Billed	ZA	9400000997	10/19/2012	(44.68)
40121000	Com Sales Billed	ZA	9400000997	10/19/2012	(49,775.12)
40121000	Com Sales Billed	ZA	9400000997	10/19/2012	(43.14)
40145000	Priv Fire Billed	ZA	9400000997	10/19/2012	(2,789.32)

## Kentucky American Water Company

Case No. 2012-00520

Response to PSC DR1, Item 31

Account	Description	Doc Type	Document Number	Posting Date	Amount
40151000	Publ Auth Billed	ZA	9400000997	10/19/2012	(27,369.85)
40211000	Dom WW Svc Billed	ZA	9400000997	10/19/2012	(17.27)
40310400	OthRev-NSF Ck Chrg	ZA	9400000997	10/19/2012	(168.00)
40310400	OthRev-NSF Ck Chrg	ZA	9400000997	10/19/2012	(12.00)
40310500	OthRev-Appl/InitFee	ZA	9400000997	10/19/2012	(104.00)
40310500	OthRev-Appl/InitFee	ZA	9400000997	10/19/2012	(182.00)
40310500	OthRev-Appl/InitFee	ZA	9400000997	10/19/2012	(26.00)
40310500	OthRev-Appl/InitFee	ZA	9400000997	10/19/2012	(780.00)
40310700	OthRev-Reconnct Fee	ZA	9400000997	10/19/2012	(104.00)
40310700	OthRev-Reconnct Fee	ZA	9400000997	10/19/2012	(208.00)
50100000	Labor Expense	PA	7000000102	10/19/2012	1,359.52
50100000	Labor Expense	PA	7000000102	10/19/2012	927.30
50100000	Labor Expense	PA	7000000102	10/19/2012	2,373.43
50100000	Labor Expense	PA	7000000102	10/19/2012	3,757.26
50100000	Labor Expense	PA	7000000102	10/19/2012	9,027.89
50100000	Labor Expense	PA	7000000102	10/19/2012	22,001.87
50100000	Labor Expense	PA	7000000102	10/19/2012	18,473.17
50100000	Labor Expense	PA	7000000102	10/19/2012	22,595.40
50100000	Labor Expense	PA	7000000102	10/19/2012	1,057.75
50100000	Labor Expense	PA	7000000102	10/19/2012	39.86
50100000	Labor Expense	PA	7000000102	10/19/2012	5,890.25
50100000	Labor Expense	PA	7000000102	10/19/2012	1,836.32
50100000	Labor Expense	PA	7000000102	10/19/2012	8,155.81
50100000	Labor Expense	PA	7000000102	10/19/2012	168.48
50100000	Labor Expense	PA	7000000102	10/19/2012	3,257.20
50100000	Labor Expense	PA	7000000102	10/19/2012	1,087.20
50100000	Labor Expense	PA	7000000102	10/19/2012	7,997.60
50100000	Labor Expense	PA	7000000102	10/19/2012	5,428.43
50100000	Labor Expense	PA	7000000102	10/19/2012	1,504.96
50100000	Labor Expense	PA	7000000102	10/19/2012	6,142.58
50100000	Labor Expense	PA	7000000102	10/19/2012	1,557.90
50100000	Labor Expense	PA	7000000102	10/19/2012	36,432.58
50100000	Labor Expense	PA	7000000102	10/19/2012	73.64
50100000	Labor Expense	PA	7000000102	10/19/2012	48.34
50100000	Labor Expense	PA	7000000102	10/19/2012	449.47
50100000	Labor Expense	PA	7000000102	10/19/2012	7,865.94
50100000	Labor Expense	PA	7000000102	10/19/2012	933.66
50100000	Labor Expense	PA	7000000102	10/19/2012	98.10
50100000	Labor Expense	PA	7000000102	10/19/2012	72.51
50100000	Labor Expense	PA	7000000102	10/19/2012	98.16
50100000	Labor Expense	PA	7000000102	10/19/2012	228.90
50100000	Labor Expense	PA	7000000102	10/19/2012	261.60
50100000	Labor Expense	PA	7000000102	10/19/2012	196.20
50100000	Labor Expense	PA	7000000102	10/19/2012	1,994.97
50100000	Labor Expense	PA	7000000102	10/19/2012	153.70
50100000	Labor Expense	PA	7000000102	10/19/2012	874.52
50100000	Labor Expense	PA	7000000102	10/19/2012	1,283.52
50100000	Labor Expense	PA	7000000102	10/19/2012	962.64
50100000	Labor Expense	PA	7000000102	10/19/2012	481.32
50100000	Labor Expense	PA	7000000102	10/19/2012	1,029.58
50100000	Labor Expense	PA	7000000102	10/19/2012	7,484.94
50100000	Labor Expense	PA	7000000102	10/19/2012	257.28
50100000	Labor Expense	PA	7000000102	10/19/2012	389.88

## Kentucky American Water Company

Case No. 2012-00520

Response to PSC DR1, Item 31

Account	Description	Doc Type	Document Number	Posting Date	Amount
50100000	Labor Expense	PA	7000000102	10/19/2012	219.60
50100000	Labor Expense	PA	7000000102	10/19/2012	521.55
50100000	Labor Expense	PA	7000000102	10/19/2012	259.28
50100000	Labor Expense	PA	7000000102	10/19/2012	171.52
50100000	Labor Expense	PA	7000000102	10/19/2012	11,603.37
50100000	Labor Expense	PA	7000000102	10/19/2012	7,767.13
50100000	Labor Expense	PA	7000000102	10/19/2012	10,744.40
50100000	Labor Expense	PA	7000000102	10/19/2012	4,723.60
50100000	Labor Expense	PA	7000000102	10/19/2012	(54.70)
50100000	Labor Expense	PA	7000000102	10/19/2012	3,306.33
50100000	Labor Expense	PA	7000000102	10/19/2012	640.70
50100000	Labor Expense	PA	7000000102	10/19/2012	1,063.92
50100000	Labor Expense	PA	7000000102	10/19/2012	1,076.92
50100000	Labor Expense	PA	7000000102	10/19/2012	1,723.48
50100000	Labor Expense	PA	7000000102	10/19/2012	966.80
50100000	Labor Expense	PA	7000000102	10/19/2012	6,571.52
50100000	Labor Expense	PA	7000000102	10/19/2012	777.60
50100000	Labor Expense	PA	7000000102	10/19/2012	1,638.60
50100000	Labor Expense	PA	7000000102	10/19/2012	1,894.14
50100000	Labor Expense	PA	7000000102	10/19/2012	1,856.63
50100000	Labor Expense	PA	7000000102	10/19/2012	773.76
50100000	Labor Expense	PA	7000000102	10/19/2012	125.00
50100000	Labor Expense	PA	7000000102	10/19/2012	165.35
50100000	Labor Expense	PA	7000000102	10/19/2012	2,426.60
50100000	Labor Expense	PA	7000000102	10/19/2012	1,146.10
50100000	Labor Expense	PA	7000000102	10/19/2012	1,298.32
50100000	Labor Expense	PA	7000000102	10/19/2012	492.96
50100000	Labor Expense	PA	7000000102	10/19/2012	995.37
50100000	Labor Expense	PA	7000000102	10/19/2012	41.62
50100000	Labor Expense	PA	7000000102	10/19/2012	268.10
50100000	Labor Expense	PA	7000000102	10/19/2012	166.48
50100000	Labor Expense	PA	7000000102	10/19/2012	1,402.12
50100000	Labor Expense	PA	7000000102	10/19/2012	1,965.60
50100000	Labor Expense	PA	7000000102	10/19/2012	9,800.00
50100000	Labor Expense	PA	7000000102	10/19/2012	248.23
50110000	Labor NS OT -Natural	PA	7000000102	10/19/2012	2,576.64
50110000	Labor NS OT -Natural	PA	7000000102	10/19/2012	4,909.02
50110000	Labor NS OT -Natural	PA	7000000102	10/19/2012	123.18
50110000	Labor NS OT -Natural	PA	7000000102	10/19/2012	552.72
50110000	Labor NS OT -Natural	PA	7000000102	10/19/2012	330.89
50110000	Labor NS OT -Natural	PA	7000000102	10/19/2012	1,578.25
50110000	Labor NS OT -Natural	PA	7000000102	10/19/2012	204.75
50110000	Labor NS OT -Natural	PA	7000000102	10/19/2012	2,072.75
50110000	Labor NS OT -Natural	PA	7000000102	10/19/2012	1,066.68
50110000	Labor NS OT -Natural	PA	7000000102	10/19/2012	17,758.40
50110000	Labor NS OT -Natural	PA	7000000102	10/19/2012	383.52
50110000	Labor NS OT -Natural	PA	7000000102	10/19/2012	139.22
50110000	Labor NS OT -Natural	PA	7000000102	10/19/2012	233.98
50110000	Labor NS OT -Natural	PA	7000000102	10/19/2012	120.00
50110000	Labor NS OT -Natural	PA	7000000102	10/19/2012	40.91
50110000	Labor NS OT -Natural	PA	7000000102	10/19/2012	102.28
50110000	Labor NS OT -Natural	PA	7000000102	10/19/2012	539.12
50110000	Labor NS OT -Natural	PA	7000000102	10/19/2012	483.04

Kentucky American Water Company

Case No. 2012-00520

Response to PSC DR1, Item 31

Account	Description	Doc Type	Document Number	Posting Date	Amount
50110000	Labor NS OT -Natural	PA	7000000102	10/19/2012	97.11
50110000	Labor NS OT -Natural	PA	7000000102	10/19/2012	1,827.50
50110000	Labor NS OT -Natural	PA	7000000102	10/19/2012	54.39
50110000	Labor NS OT -Natural	PA	7000000102	10/19/2012	739.02
50110000	Labor NS OT -Natural	PA	7000000102	10/19/2012	203.12
50110000	Labor NS OT -Natural	PA	7000000102	10/19/2012	717.71
50110000	Labor NS OT -Natural	PA	7000000102	10/19/2012	1,091.56
50110000	Labor NS OT -Natural	PA	7000000102	10/19/2012	78.18
50110000	Labor NS OT -Natural	PA	7000000102	10/19/2012	36.86
50110000	Labor NS OT -Natural	PA	7000000102	10/19/2012	595.07
50120000	Labor OT - Natural	PA	7000000102	10/19/2012	4.48
50421000	401k Expense	PA	7000000102	10/19/2012	63.49
50421000	401k Expense	PA	7000000102	10/19/2012	30.44
50421000	401k Expense	PA	7000000102	10/19/2012	1.00
50421000	401k Expense	PA	7000000102	10/19/2012	125.95
50421000	401k Expense	PA	7000000102	10/19/2012	0.23
50421000	401k Expense	PA	7000000102	10/19/2012	35.97
50421000	401k Expense	PA	7000000102	10/19/2012	230.33
50421000	401k Expense	PA	7000000102	10/19/2012	18.90
50421000	401k Expense	PA	7000000102	10/19/2012	42.32
50421000	401k Expense	PA	7000000102	10/19/2012	18.90
50421000	401k Expense	PA	7000000102	10/19/2012	19.44
50421000	401k Expense	PA	7000000102	10/19/2012	43.42
50421000	401k Expense	PA	7000000102	10/19/2012	13.60
50421000	401k Expense	PA	7000000102	10/19/2012	27.20
50421000	401k Expense	PA	7000000102	10/19/2012	235.04
50421000	401k Expense	PA	7000000102	10/19/2012	63.42
50421000	401k Expense	PA	7000000102	10/19/2012	93.20
50421000	401k Expense	PA	7000000102	10/19/2012	249.71
50421000	401k Expense	PA	7000000102	10/19/2012	70.91
50421000	401k Expense	PA	7000000102	10/19/2012	1.04
50421000	401k Expense	PA	7000000102	10/19/2012	8.74
50421000	401k Expense	PA	7000000102	10/19/2012	141.65
50421000	401k Expense	PA	7000000102	10/19/2012	62.33
50421000	401k Expense	PA	7000000102	10/19/2012	1.45
50421000	401k Expense	PA	7000000102	10/19/2012	24.41
50421000	401k Expense	PA	7000000102	10/19/2012	2.94
50421000	401k Expense	PA	7000000102	10/19/2012	9.16
50421000	401k Expense	PA	7000000102	10/19/2012	10.46
50421000	401k Expense	PA	7000000102	10/19/2012	7.86
50421000	401k Expense	PA	7000000102	10/19/2012	3.93
50421000	401k Expense	PA	7000000102	10/19/2012	3.44
50421000	401k Expense	PA	7000000102	10/19/2012	21.84
50421000	401k Expense	PA	7000000102	10/19/2012	4.82
50421000	401k Expense	PA	7000000102	10/19/2012	100.04
50421000	401k Expense	PA	7000000102	10/19/2012	14.44
50421000	401k Expense	PA	7000000102	10/19/2012	28.89
50421000	401k Expense	PA	7000000102	10/19/2012	38.49
50421000	401k Expense	PA	7000000102	10/19/2012	849.15
50421000	401k Expense	PA	7000000102	10/19/2012	65.28
50421000	401k Expense	PA	7000000102	10/19/2012	15.60
50421000	401k Expense	PA	7000000102	10/19/2012	169.10
50421000	401k Expense	PA	7000000102	10/19/2012	63.54

## Kentucky American Water Company

Case No. 2012-00520

Response to PSC DR1, Item 31

Account	Description	Doc Type	Document Number	Posting Date	Amount
50421000	401k Expense	PA	7000000102	10/19/2012	13.04
50421000	401k Expense	PA	7000000102	10/19/2012	5.49
50421000	401k Expense	PA	7000000102	10/19/2012	1.98
50421000	401k Expense	PA	7000000102	10/19/2012	383.32
50421000	401k Expense	PA	7000000102	10/19/2012	258.03
50421000	401k Expense	PA	7000000102	10/19/2012	182.90
50421000	401k Expense	PA	7000000102	10/19/2012	39.50
50421000	401k Expense	PA	7000000102	10/19/2012	0.54
50421000	401k Expense	PA	7000000102	10/19/2012	4.32
50421000	401k Expense	PA	7000000102	10/19/2012	8.46
50421000	401k Expense	PA	7000000102	10/19/2012	49.35
50421000	401k Expense	PA	7000000102	10/19/2012	1.72
50421000	401k Expense	PA	7000000102	10/19/2012	5.00
50421000	401k Expense	PA	7000000102	10/19/2012	19.32
50421000	401k Expense	PA	7000000102	10/19/2012	5.36
50421000	401k Expense	PA	7000000102	10/19/2012	102.56
50421000	401k Expense	PA	7000000102	10/19/2012	19.32
50421000	401k Expense	PA	7000000102	10/19/2012	26.62
50421000	401k Expense	PA	7000000102	10/19/2012	62.62
50421000	401k Expense	PA	7000000102	10/19/2012	2.70
50421000	401k Expense	PA	7000000102	10/19/2012	2.16
50421000	401k Expense	PA	7000000102	10/19/2012	14.04
50421000	401k Expense	PA	7000000102	10/19/2012	19.48
50421000	401k Expense	PA	7000000102	10/19/2012	50.02
50421000	401k Expense	PA	7000000102	10/19/2012	494.42
50421000	401k Expense	PA	7000000102	10/19/2012	425.95
50421000	401k Expense	PA	7000000102	10/19/2012	93.71
50421000	401k Expense	PA	7000000102	10/19/2012	385.54
50421000	401k Expense	PA	7000000102	10/19/2012	9.14
50422000	DCP Expense	PA	7000000102	10/19/2012	1,473.07
50422000	DCP Expense	PA	7000000102	10/19/2012	2.91
50422000	DCP Expense	PA	7000000102	10/19/2012	826.44
50422000	DCP Expense	PA	7000000102	10/19/2012	60.87
50422000	DCP Expense	PA	7000000102	10/19/2012	328.30
50422000	DCP Expense	PA	7000000102	10/19/2012	55.50
50422000	DCP Expense	PA	7000000102	10/19/2012	31.57
50422000	DCP Expense	PA	7000000102	10/19/2012	24.82
50422000	DCP Expense	PA	7000000102	10/19/2012	198.88
50422000	DCP Expense	PA	7000000102	10/19/2012	217.03
50422000	DCP Expense	PA	7000000102	10/19/2012	79.01
50422000	DCP Expense	PA	7000000102	10/19/2012	17.37
50422000	DCP Expense	PA	7000000102	10/19/2012	13.73
50422000	DCP Expense	PA	7000000102	10/19/2012	12.01
50422000	DCP Expense	PA	7000000102	10/19/2012	12.89
50422000	DCP Expense	PA	7000000102	10/19/2012	81.81
50422000	DCP Expense	PA	7000000102	10/19/2012	120.40
50422000	DCP Expense	PA	7000000102	10/19/2012	11.57
50422000	DCP Expense	PA	7000000102	10/19/2012	2.54
50422000	DCP Expense	PA	7000000102	10/19/2012	34.35
50422000	DCP Expense	PA	7000000102	10/19/2012	3.86
50422000	DCP Expense	PA	7000000102	10/19/2012	3.74
50422000	DCP Expense	PA	7000000102	10/19/2012	5.16
50422000	DCP Expense	PA	7000000102	10/19/2012	5.15



## Kentucky American Water Company

Case No. 2012-00520

Response to PSC DR1, Item 31

Account	Description	Doc Type	Document Number	Posting Date	Amount
50422000	DCP Expense	PA	7000000102	10/19/2012	10.30
50422000	DCP Expense	PA	7000000102	10/19/2012	100.97
50422000	DCP Expense	PA	7000000102	10/19/2012	35.58
50422000	DCP Expense	PA	7000000102	10/19/2012	25.27
50422000	DCP Expense	PA	7000000102	10/19/2012	50.55
50422000	DCP Expense	PA	7000000102	10/19/2012	67.37
50422000	DCP Expense	PA	7000000102	10/19/2012	54.06
50422000	DCP Expense	PA	7000000102	10/19/2012	142.46
50422000	DCP Expense	PA	7000000102	10/19/2012	3.41
50422000	DCP Expense	PA	7000000102	10/19/2012	20.47
50422000	DCP Expense	PA	7000000102	10/19/2012	12.02
50422000	DCP Expense	PA	7000000102	10/19/2012	273.03
50422000	DCP Expense	PA	7000000102	10/19/2012	325.14
50422000	DCP Expense	PA	7000000102	10/19/2012	22.38
50422000	DCP Expense	PA	7000000102	10/19/2012	216.88
50422000	DCP Expense	PA	7000000102	10/19/2012	363.31
50422000	DCP Expense	PA	7000000102	10/19/2012	704.67
50422000	DCP Expense	PA	7000000102	10/19/2012	493.23
50422000	DCP Expense	PA	7000000102	10/19/2012	19.95
50422000	DCP Expense	PA	7000000102	10/19/2012	102.86
50422000	DCP Expense	PA	7000000102	10/19/2012	9.01
50422000	DCP Expense	PA	7000000102	10/19/2012	(2.87)
50422000	DCP Expense	PA	7000000102	10/19/2012	128.38
50422000	DCP Expense	PA	7000000102	10/19/2012	6.56
50422000	DCP Expense	PA	7000000102	10/19/2012	38.87
50422000	DCP Expense	PA	7000000102	10/19/2012	62.54
50422000	DCP Expense	PA	7000000102	10/19/2012	8.51
50422000	DCP Expense	PA	7000000102	10/19/2012	122.95
50422000	DCP Expense	PA	7000000102	10/19/2012	464.80
50422000	DCP Expense	PA	7000000102	10/19/2012	104.11
50422000	DCP Expense	PA	7000000102	10/19/2012	16.80
50422000	DCP Expense	PA	7000000102	10/19/2012	31.93
50422000	DCP Expense	PA	7000000102	10/19/2012	101.58
50422000	DCP Expense	PA	7000000102	10/19/2012	10.40
50422000	DCP Expense	PA	7000000102	10/19/2012	88.39
50422000	DCP Expense	PA	7000000102	10/19/2012	43.05
50422000	DCP Expense	PA	7000000102	10/19/2012	50.39
50422000	DCP Expense	PA	7000000102	10/19/2012	4.20
50422000	DCP Expense	PA	7000000102	10/19/2012	8.40
50422000	DCP Expense	PA	7000000102	10/19/2012	1.05
50510100	PBOP Cap Credits	UZ	2000000288	10/19/2012	(81.89)
50510100	PBOP Cap Credits	UZ	2000000288	10/19/2012	(68.74)
50510100	PBOP Cap Credits	UZ	2000000288	10/19/2012	(243.41)
50510100	PBOP Cap Credits	UZ	2000000288	10/19/2012	(512.93)
50510100	PBOP Cap Credits	UZ	2000000288	10/19/2012	(30.73)
50510100	PBOP Cap Credits	UZ	2000000288	10/19/2012	(71.65)
50510100	PBOP Cap Credits	UZ	2000000288	10/19/2012	(122.04)
50510100	PBOP Cap Credits	UZ	2000000288	10/19/2012	(12.48)
50510100	PBOP Cap Credits	UZ	2000000288	10/19/2012	(150.67)
50510100	PBOP Cap Credits	UZ	2000000288	10/19/2012	(401.78)
50510100	PBOP Cap Credits	UZ	2000000288	10/19/2012	17.12
50510100	PBOP Cap Credits	UZ	2000000288	10/19/2012	(23.05)
50510100	PBOP Cap Credits	UZ	2000000288	10/19/2012	(176.93)

## Kentucky American Water Company

Case No. 2012-00520

Response to PSC DR1, Item 31

Account	Description	Doc Type	Document Number	Posting Date	Amount
50510100	PBOP Cap Credits	UZ	2000000288	10/19/2012	(81.16)
50510100	PBOP Cap Credits	UZ	2000000288	10/19/2012	(163.26)
50510100	PBOP Cap Credits	UZ	2000000288	10/19/2012	(290.28)
50510100	PBOP Cap Credits	UZ	2000000288	10/19/2012	(358.75)
50510100	PBOP Cap Credits	UZ	2000000288	10/19/2012	(15.13)
50510100	PBOP Cap Credits	UZ	2000000288	10/19/2012	(1,176.14)
50510100	PBOP Cap Credits	UZ	2000000288	10/19/2012	(318.81)
50510100	PBOP Cap Credits	UZ	2000000288	10/19/2012	(742.96)
50510100	PBOP Cap Credits	UZ	2000000288	10/19/2012	(22.70)
50510100	PBOP Cap Credits	UZ	2000000288	10/19/2012	(1,699.27)
50510100	PBOP Cap Credits	UZ	2000000288	10/19/2012	(312.26)
50510100	PBOP Cap Credits	UZ	2000000288	10/19/2012	(58.55)
50510100	PBOP Cap Credits	UZ	2000000288	10/19/2012	(242.21)
50510100	PBOP Cap Credits	UZ	2000000288	10/19/2012	(18.10)
50510100	PBOP Cap Credits	UZ	2000000288	10/19/2012	(719.87)
50510100	PBOP Cap Credits	UZ	2000000288	10/19/2012	(48.11)
50510100	PBOP Cap Credits	UZ	2000000288	10/19/2012	(39.13)
50510100	PBOP Cap Credits	UZ	2000000288	10/19/2012	(30.70)
50510100	PBOP Cap Credits	UZ	2000000288	10/19/2012	(301.33)
50510100	PBOP Cap Credits	UZ	2000000288	10/19/2012	(83.92)
50510100	PBOP Cap Credits	UZ	2000000288	10/19/2012	(13.02)
50510100	PBOP Cap Credits	UZ	2000000288	10/19/2012	(333.03)
50510100	PBOP Cap Credits	UZ	2000000288	10/19/2012	(52.11)
50550000	Group Insur Expense	PA	7000000102	10/19/2012	1,428.34
50550000	Group Insur Expense	PA	7000000102	10/19/2012	67.72
50550000	Group Insur Expense	PA	7000000102	10/19/2012	173.80
50550000	Group Insur Expense	PA	7000000102	10/19/2012	1,064.20
50550000	Group Insur Expense	PA	7000000102	10/19/2012	187.16
50550000	Group Insur Expense	PA	7000000102	10/19/2012	178.46
50550000	Group Insur Expense	PA	7000000102	10/19/2012	389.74
50550000	Group Insur Expense	PA	7000000102	10/19/2012	369.30
50550000	Group Insur Expense	PA	7000000102	10/19/2012	296.40
50550000	Group Insur Expense	PA	7000000102	10/19/2012	1,772.97
50550000	Group Insur Expense	PA	7000000102	10/19/2012	514.13
50550000	Group Insur Expense	PA	7000000102	10/19/2012	49.72
50550000	Group Insur Expense	PA	7000000102	10/19/2012	1,115.50
50550000	Group Insur Expense	PA	7000000102	10/19/2012	7.47
50550000	Group Insur Expense	PA	7000000102	10/19/2012	286.59
50550000	Group Insur Expense	PA	7000000102	10/19/2012	1,601.98
50550000	Group Insur Expense	PA	7000000102	10/19/2012	200.62
50550000	Group Insur Expense	PA	7000000102	10/19/2012	437.05
50550000	Group Insur Expense	PA	7000000102	10/19/2012	656.95
50550000	Group Insur Expense	PA	7000000102	10/19/2012	2,418.89
50550000	Group Insur Expense	PA	7000000102	10/19/2012	1,325.36
50550000	Group Insur Expense	PA	7000000102	10/19/2012	2,068.02
50550000	Group Insur Expense	PA	7000000102	10/19/2012	242.75
50550000	Group Insur Expense	PA	7000000102	10/19/2012	8,331.20
50550000	Group Insur Expense	PA	7000000102	10/19/2012	400.50
50550000	Group Insur Expense	PA	7000000102	10/19/2012	5.11
50550000	Group Insur Expense	PA	7000000102	10/19/2012	163.34
50550000	Group Insur Expense	PA	7000000102	10/19/2012	23.20
50550000	Group Insur Expense	PA	7000000102	10/19/2012	21.51
50550000	Group Insur Expense	PA	7000000102	10/19/2012	19.31

Kentucky American Water Company  
Case No. 2012-00520  
Response to PSC DR1, Item 31

Account	Description	Doc Type	Document Number	Posting Date	Amount
50550000	Group Insur Expense	PA	7000000102	10/19/2012	22.07
50550000	Group Insur Expense	PA	7000000102	10/19/2012	16.56
50550000	Group Insur Expense	PA	7000000102	10/19/2012	8.31
50550000	Group Insur Expense	PA	7000000102	10/19/2012	13.13
50550000	Group Insur Expense	PA	7000000102	10/19/2012	28.00
50550000	Group Insur Expense	PA	7000000102	10/19/2012	174.57
50550000	Group Insur Expense	PA	7000000102	10/19/2012	25.29
50550000	Group Insur Expense	PA	7000000102	10/19/2012	423.29
50550000	Group Insur Expense	PA	7000000102	10/19/2012	33.56
50550000	Group Insur Expense	PA	7000000102	10/19/2012	67.11
50550000	Group Insur Expense	PA	7000000102	10/19/2012	89.45
50550000	Group Insur Expense	PA	7000000102	10/19/2012	33.08
50550000	Group Insur Expense	PA	7000000102	10/19/2012	44.43
50550000	Group Insur Expense	PA	7000000102	10/19/2012	167.11
50550000	Group Insur Expense	PA	7000000102	10/19/2012	105.24
50550000	Group Insur Expense	PA	7000000102	10/19/2012	1,356.75
50550000	Group Insur Expense	PA	7000000102	10/19/2012	1,517.10
50550000	Group Insur Expense	PA	7000000102	10/19/2012	48.09
50550000	Group Insur Expense	PA	7000000102	10/19/2012	357.74
50550000	Group Insur Expense	PA	7000000102	10/19/2012	496.30
50550000	Group Insur Expense	PA	7000000102	10/19/2012	59.03
50550000	Group Insur Expense	PA	7000000102	10/19/2012	1,550.45
50550000	Group Insur Expense	PA	7000000102	10/19/2012	113.80
50550000	Group Insur Expense	PA	7000000102	10/19/2012	97.37
50550000	Group Insur Expense	PA	7000000102	10/19/2012	9.61
50550000	Group Insur Expense	PA	7000000102	10/19/2012	(13.52)
50550000	Group Insur Expense	PA	7000000102	10/19/2012	20.63
50550000	Group Insur Expense	PA	7000000102	10/19/2012	119.61
50550000	Group Insur Expense	PA	7000000102	10/19/2012	125.04
50550000	Group Insur Expense	PA	7000000102	10/19/2012	505.96
50550000	Group Insur Expense	PA	7000000102	10/19/2012	283.35
50550000	Group Insur Expense	PA	7000000102	10/19/2012	277.91
50550000	Group Insur Expense	PA	7000000102	10/19/2012	1,426.36
50550000	Group Insur Expense	PA	7000000102	10/19/2012	494.51
50550000	Group Insur Expense	PA	7000000102	10/19/2012	692.30
50550000	Group Insur Expense	PA	7000000102	10/19/2012	325.28
50550000	Group Insur Expense	PA	7000000102	10/19/2012	236.60
50550000	Group Insur Expense	PA	7000000102	10/19/2012	42.33
50550000	Group Insur Expense	PA	7000000102	10/19/2012	5,731.35
50550000	Group Insur Expense	PA	7000000102	10/19/2012	4,276.25
50550000	Group Insur Expense	PA	7000000102	10/19/2012	5,303.91
50550000	Group Insur Expense	PA	7000000102	10/19/2012	68.11
50550000	Group Insur Expense	PA	7000000102	10/19/2012	48.38
50550000	Group Insur Expense	PA	7000000102	10/19/2012	370.30
50550000	Group Insur Expense	PA	7000000102	10/19/2012	515.22
50550000	Group Insur Expense	PA	7000000102	10/19/2012	760.48
50550000	Group Insur Expense	PA	7000000102	10/19/2012	146.98
50550000	Group Insur Expense	PA	7000000102	10/19/2012	12.11
50550000	Group Insur Expense	PA	7000000102	10/19/2012	2,788.08
50550000	Group Insur Expense	PA	7000000102	10/19/2012	785.35
50550000	Group Insur Expense	PA	7000000102	10/19/2012	25.63
50610100	Pension Cap Credits	UZ	2000000288	10/19/2012	(96.39)
50610100	Pension Cap Credits	UZ	2000000288	10/19/2012	(80.91)

## Kentucky American Water Company

Case No. 2012-00520

Response to PSC DR1, Item 31

Account	Description	Doc Type	Document Number	Posting Date	Amount
50610100	Pension Cap Credits	UZ	2000000288	10/19/2012	(286.51)
50610100	Pension Cap Credits	UZ	2000000288	10/19/2012	(603.76)
50610100	Pension Cap Credits	UZ	2000000288	10/19/2012	(36.17)
50610100	Pension Cap Credits	UZ	2000000288	10/19/2012	(84.34)
50610100	Pension Cap Credits	UZ	2000000288	10/19/2012	(143.66)
50610100	Pension Cap Credits	UZ	2000000288	10/19/2012	(14.69)
50610100	Pension Cap Credits	UZ	2000000288	10/19/2012	(177.35)
50610100	Pension Cap Credits	UZ	2000000288	10/19/2012	(472.92)
50610100	Pension Cap Credits	UZ	2000000288	10/19/2012	20.15
50610100	Pension Cap Credits	UZ	2000000288	10/19/2012	(27.13)
50610100	Pension Cap Credits	UZ	2000000288	10/19/2012	(208.25)
50610100	Pension Cap Credits	UZ	2000000288	10/19/2012	(95.53)
50610100	Pension Cap Credits	UZ	2000000288	10/19/2012	(192.17)
50610100	Pension Cap Credits	UZ	2000000288	10/19/2012	(341.68)
50610100	Pension Cap Credits	UZ	2000000288	10/19/2012	(422.28)
50610100	Pension Cap Credits	UZ	2000000288	10/19/2012	(17.81)
50610100	Pension Cap Credits	UZ	2000000288	10/19/2012	(1,384.41)
50610100	Pension Cap Credits	UZ	2000000288	10/19/2012	(375.27)
50610100	Pension Cap Credits	UZ	2000000288	10/19/2012	(874.52)
50610100	Pension Cap Credits	UZ	2000000288	10/19/2012	(26.72)
50610100	Pension Cap Credits	UZ	2000000288	10/19/2012	(2,000.16)
50610100	Pension Cap Credits	UZ	2000000288	10/19/2012	(367.55)
50610100	Pension Cap Credits	UZ	2000000288	10/19/2012	(68.91)
50610100	Pension Cap Credits	UZ	2000000288	10/19/2012	(285.10)
50610100	Pension Cap Credits	UZ	2000000288	10/19/2012	(21.30)
50610100	Pension Cap Credits	UZ	2000000288	10/19/2012	(847.34)
50610100	Pension Cap Credits	UZ	2000000288	10/19/2012	(56.63)
50610100	Pension Cap Credits	UZ	2000000288	10/19/2012	(46.06)
50610100	Pension Cap Credits	UZ	2000000288	10/19/2012	(36.15)
50610100	Pension Cap Credits	UZ	2000000288	10/19/2012	(354.69)
50610100	Pension Cap Credits	UZ	2000000288	10/19/2012	(98.78)
50610100	Pension Cap Credits	UZ	2000000288	10/19/2012	(15.34)
50610100	Pension Cap Credits	UZ	2000000288	10/19/2012	(392.01)
50610100	Pension Cap Credits	UZ	2000000288	10/19/2012	(61.34)
51510000	Purchased Power	ZN	5000002322	10/19/2012	20.48
52000000	M&S Expense (O&M)	WA	5000002308	10/19/2012	31,881.92
52000000	M&S Expense (O&M)	UZ	2000000276	10/19/2012	(31,881.92)
52000000	M&S Expense (O&M)	UZ	2000000272	10/19/2012	(3.30)
52000000	M&S Expense (O&M)	UZ	2000000272	10/19/2012	(1,333.37)
52000000	M&S Expense (O&M)	UZ	2000000272	10/19/2012	(838.85)
52000000	M&S Expense (O&M)	UZ	2000000272	10/19/2012	1,309.21
52500000	Misc Expense (O&M)	WE	5000002309	10/19/2012	11,660.00
52500000	Misc Expense (O&M)	WE	5000002310	10/19/2012	6,360.00
52500000	Misc Expense (O&M)	RE	5000002321	10/19/2012	(0.39)
52500000	Misc Expense (O&M)	UZ	2000000276	10/19/2012	(11,660.00)
52500000	Misc Expense (O&M)	UZ	2000000276	10/19/2012	(6,360.00)
52532000	Electricity	ZN	5000002322	10/19/2012	32.79
52534000	Employee Expenses	PA	7000000102	10/19/2012	89.00
52574000	Telephone	ZC	9400000995	10/19/2012	285.01
52574000	Telephone	ZC	9400000995	10/19/2012	167.56
52574000	Telephone	ZC	9400000995	10/19/2012	2,386.17
52574000	Telephone	ZC	9400000996	10/19/2012	40.20
52574000	Telephone	ZC	9400000996	10/19/2012	2,475.77

## Kentucky American Water Company

Case No. 2012-00520

Response to PSC DR1, Item 31

Account	Description	Doc Type	Document Number	Posting Date	Amount
52574000	Telephone	ZC	9400000996	10/19/2012	1,172.72
52574000	Telephone	ZC	9400000996	10/19/2012	279.69
52574000	Telephone	ZC	9400000996	10/19/2012	41.57
52574100	Cell Phone	ZC	9400000995	10/19/2012	345.69
52579000	Trustee Fees	ZF	5000002311	10/19/2012	46.41
52585000	Discounts Available	ZP	3000003872	10/19/2012	(20.11)
52585000	Discounts Available	ZP	3000003873	10/19/2012	(1.75)
52586000	PO Small Differences	RE	5000002307	10/19/2012	10.50
53150000	Contr Svc-Other	UZ	2000000274	10/19/2012	805.00
53150000	Contr Svc-Other	UZ	2000000274	10/19/2012	121,806.32
53150000	Contr Svc-Other	UZ	2000000272	10/19/2012	(350,000.00)
55000100	Trans Cap Credits	UZ	2000000288	10/19/2012	(12.03)
55000100	Trans Cap Credits	UZ	2000000288	10/19/2012	(10.10)
55000100	Trans Cap Credits	UZ	2000000288	10/19/2012	(35.77)
55000100	Trans Cap Credits	UZ	2000000288	10/19/2012	(75.38)
55000100	Trans Cap Credits	UZ	2000000288	10/19/2012	(4.52)
55000100	Trans Cap Credits	UZ	2000000288	10/19/2012	(10.53)
55000100	Trans Cap Credits	UZ	2000000288	10/19/2012	(17.93)
55000100	Trans Cap Credits	UZ	2000000288	10/19/2012	(1.83)
55000100	Trans Cap Credits	UZ	2000000288	10/19/2012	(22.14)
55000100	Trans Cap Credits	UZ	2000000288	10/19/2012	(59.04)
55000100	Trans Cap Credits	UZ	2000000288	10/19/2012	2.52
55000100	Trans Cap Credits	UZ	2000000288	10/19/2012	(3.39)
55000100	Trans Cap Credits	UZ	2000000288	10/19/2012	(26.00)
55000100	Trans Cap Credits	UZ	2000000288	10/19/2012	(11.92)
55000100	Trans Cap Credits	UZ	2000000288	10/19/2012	(24.00)
55000100	Trans Cap Credits	UZ	2000000288	10/19/2012	(42.66)
55000100	Trans Cap Credits	UZ	2000000288	10/19/2012	(52.72)
55000100	Trans Cap Credits	UZ	2000000288	10/19/2012	(2.22)
55000100	Trans Cap Credits	UZ	2000000288	10/19/2012	(172.84)
55000100	Trans Cap Credits	UZ	2000000288	10/19/2012	(46.85)
55000100	Trans Cap Credits	UZ	2000000288	10/19/2012	(109.18)
55000100	Trans Cap Credits	UZ	2000000288	10/19/2012	(3.34)
55000100	Trans Cap Credits	UZ	2000000288	10/19/2012	(249.71)
55000100	Trans Cap Credits	UZ	2000000288	10/19/2012	(45.89)
55000100	Trans Cap Credits	UZ	2000000288	10/19/2012	(8.60)
55000100	Trans Cap Credits	UZ	2000000288	10/19/2012	(35.59)
55000100	Trans Cap Credits	UZ	2000000288	10/19/2012	(2.66)
55000100	Trans Cap Credits	UZ	2000000288	10/19/2012	(105.78)
55000100	Trans Cap Credits	UZ	2000000288	10/19/2012	(7.07)
55000100	Trans Cap Credits	UZ	2000000288	10/19/2012	(5.75)
55000100	Trans Cap Credits	UZ	2000000288	10/19/2012	(4.51)
55000100	Trans Cap Credits	UZ	2000000288	10/19/2012	(44.28)
55000100	Trans Cap Credits	UZ	2000000288	10/19/2012	(12.34)
55000100	Trans Cap Credits	UZ	2000000288	10/19/2012	(1.91)
55000100	Trans Cap Credits	UZ	2000000288	10/19/2012	(48.94)
55000100	Trans Cap Credits	UZ	2000000288	10/19/2012	(7.66)
55720100	Ins W/C Cap Credits	UZ	2000000288	10/19/2012	(10.77)
55720100	Ins W/C Cap Credits	UZ	2000000288	10/19/2012	(9.04)
55720100	Ins W/C Cap Credits	UZ	2000000288	10/19/2012	(32.01)
55720100	Ins W/C Cap Credits	UZ	2000000288	10/19/2012	(67.46)
55720100	Ins W/C Cap Credits	UZ	2000000288	10/19/2012	(4.04)
55720100	Ins W/C Cap Credits	UZ	2000000288	10/19/2012	(9.42)

## Kentucky American Water Company

Case No. 2012-00520

Response to PSC DR1, Item 31

Account	Description	Doc Type	Document Number	Posting Date	Amount
55720100	Ins W/C Cap Credits	UZ	2000000288	10/19/2012	(16.05)
55720100	Ins W/C Cap Credits	UZ	2000000288	10/19/2012	(1.64)
55720100	Ins W/C Cap Credits	UZ	2000000288	10/19/2012	(19.82)
55720100	Ins W/C Cap Credits	UZ	2000000288	10/19/2012	(52.84)
55720100	Ins W/C Cap Credits	UZ	2000000288	10/19/2012	2.25
55720100	Ins W/C Cap Credits	UZ	2000000288	10/19/2012	(3.03)
55720100	Ins W/C Cap Credits	UZ	2000000288	10/19/2012	(23.27)
55720100	Ins W/C Cap Credits	UZ	2000000288	10/19/2012	(10.67)
55720100	Ins W/C Cap Credits	UZ	2000000288	10/19/2012	(21.47)
55720100	Ins W/C Cap Credits	UZ	2000000288	10/19/2012	(38.17)
55720100	Ins W/C Cap Credits	UZ	2000000288	10/19/2012	(47.18)
55720100	Ins W/C Cap Credits	UZ	2000000288	10/19/2012	(1.99)
55720100	Ins W/C Cap Credits	UZ	2000000288	10/19/2012	(154.69)
55720100	Ins W/C Cap Credits	UZ	2000000288	10/19/2012	(41.93)
55720100	Ins W/C Cap Credits	UZ	2000000288	10/19/2012	(97.71)
55720100	Ins W/C Cap Credits	UZ	2000000288	10/19/2012	(2.99)
55720100	Ins W/C Cap Credits	UZ	2000000288	10/19/2012	(223.49)
55720100	Ins W/C Cap Credits	UZ	2000000288	10/19/2012	(41.07)
55720100	Ins W/C Cap Credits	UZ	2000000288	10/19/2012	(7.70)
55720100	Ins W/C Cap Credits	UZ	2000000288	10/19/2012	(31.85)
55720100	Ins W/C Cap Credits	UZ	2000000288	10/19/2012	(2.38)
55720100	Ins W/C Cap Credits	UZ	2000000288	10/19/2012	(94.67)
55720100	Ins W/C Cap Credits	UZ	2000000288	10/19/2012	(6.33)
55720100	Ins W/C Cap Credits	UZ	2000000288	10/19/2012	(5.14)
55720100	Ins W/C Cap Credits	UZ	2000000288	10/19/2012	(4.04)
55720100	Ins W/C Cap Credits	UZ	2000000288	10/19/2012	(39.63)
55720100	Ins W/C Cap Credits	UZ	2000000288	10/19/2012	(11.03)
55720100	Ins W/C Cap Credits	UZ	2000000288	10/19/2012	(1.71)
55720100	Ins W/C Cap Credits	UZ	2000000288	10/19/2012	(43.81)
55720100	Ins W/C Cap Credits	UZ	2000000288	10/19/2012	(6.85)
57010000	Uncoll Accts Exp	ZA	9400000997	10/19/2012	(120.42)
68533000	FICA	PA	7000000102	10/19/2012	789.02
68533000	FICA	PA	7000000102	10/19/2012	630.20
68533000	FICA	PA	7000000102	10/19/2012	99.99
68533000	FICA	PA	7000000102	10/19/2012	1,795.64
68533000	FICA	PA	7000000102	10/19/2012	79.45
68533000	FICA	PA	7000000102	10/19/2012	57.02
68533000	FICA	PA	7000000102	10/19/2012	119.25
68533000	FICA	PA	7000000102	10/19/2012	242.20
68533000	FICA	PA	7000000102	10/19/2012	75.00
68533000	FICA	PA	7000000102	10/19/2012	142.06
68533000	FICA	PA	7000000102	10/19/2012	12.14
68533000	FICA	PA	7000000102	10/19/2012	593.04
68533000	FICA	PA	7000000102	10/19/2012	351.21
68533000	FICA	PA	7000000102	10/19/2012	24.25
68533000	FICA	PA	7000000102	10/19/2012	111.14
68533000	FICA	PA	7000000102	10/19/2012	2.95
68533000	FICA	PA	7000000102	10/19/2012	584.45
68533000	FICA	PA	7000000102	10/19/2012	67.36
68533000	FICA	PA	7000000102	10/19/2012	159.03
68533000	FICA	PA	7000000102	10/19/2012	244.94
68533000	FICA	PA	7000000102	10/19/2012	441.98
68533000	FICA	PA	7000000102	10/19/2012	548.57

## Kentucky American Water Company

Case No. 2012-00520

Response to PSC DR1, Item 31

Account	Description	Doc Type	Document Number	Posting Date	Amount
68533000	FICA	PA	7000000102	10/19/2012	68.72
68533000	FICA	PA	7000000102	10/19/2012	684.43
68533000	FICA	PA	7000000102	10/19/2012	3.62
68533000	FICA	PA	7000000102	10/19/2012	113.30
68533000	FICA	PA	7000000102	10/19/2012	47.40
68533000	FICA	PA	7000000102	10/19/2012	5.21
68533000	FICA	PA	7000000102	10/19/2012	5.24
68533000	FICA	PA	7000000102	10/19/2012	17.26
68533000	FICA	PA	7000000102	10/19/2012	19.72
68533000	FICA	PA	7000000102	10/19/2012	14.80
68533000	FICA	PA	7000000102	10/19/2012	7.41
68533000	FICA	PA	7000000102	10/19/2012	4,012.44
68533000	FICA	PA	7000000102	10/19/2012	6.84
68533000	FICA	PA	7000000102	10/19/2012	64.30
68533000	FICA	PA	7000000102	10/19/2012	11.40
68533000	FICA	PA	7000000102	10/19/2012	187.60
68533000	FICA	PA	7000000102	10/19/2012	36.40
68533000	FICA	PA	7000000102	10/19/2012	72.81
68533000	FICA	PA	7000000102	10/19/2012	97.08
68533000	FICA	PA	7000000102	10/19/2012	29.39
68533000	FICA	PA	7000000102	10/19/2012	16.14
68533000	FICA	PA	7000000102	10/19/2012	38.38
68533000	FICA	PA	7000000102	10/19/2012	76.10
68533000	FICA	PA	7000000102	10/19/2012	406.64
68533000	FICA	PA	7000000102	10/19/2012	551.87
68533000	FICA	PA	7000000102	10/19/2012	81.21
68533000	FICA	PA	7000000102	10/19/2012	19.09
68533000	FICA	PA	7000000102	10/19/2012	152.72
68533000	FICA	PA	7000000102	10/19/2012	73.83
68533000	FICA	PA	7000000102	10/19/2012	12.08
68533000	FICA	PA	7000000102	10/19/2012	855.19
68533000	FICA	PA	7000000102	10/19/2012	86.27
68533000	FICA	PA	7000000102	10/19/2012	78.16
68533000	FICA	PA	7000000102	10/19/2012	7.71
68533000	FICA	PA	7000000102	10/19/2012	(3.97)
68533000	FICA	PA	7000000102	10/19/2012	9.25
68533000	FICA	PA	7000000102	10/19/2012	54.53
68533000	FICA	PA	7000000102	10/19/2012	242.35
68533000	FICA	PA	7000000102	10/19/2012	47.27
68533000	FICA	PA	7000000102	10/19/2012	132.30
68533000	FICA	PA	7000000102	10/19/2012	78.68
68533000	FICA	PA	7000000102	10/19/2012	563.87
68533000	FICA	PA	7000000102	10/19/2012	189.77
68533000	FICA	PA	7000000102	10/19/2012	76.50
68533000	FICA	PA	7000000102	10/19/2012	55.63
68533000	FICA	PA	7000000102	10/19/2012	11.74
68533000	FICA	PA	7000000102	10/19/2012	1,991.30
68533000	FICA	PA	7000000102	10/19/2012	35.48
68533000	FICA	PA	7000000102	10/19/2012	3.00
68533000	FICA	PA	7000000102	10/19/2012	19.48
68533000	FICA	PA	7000000102	10/19/2012	179.85
68533000	FICA	PA	7000000102	10/19/2012	12.01
68533000	FICA	PA	7000000102	10/19/2012	110.79

## Kentucky American Water Company

Case No. 2012-00520

Response to PSC DR1, Item 31

Account	Description	Doc Type	Document Number	Posting Date	Amount
68533000	FICA	PA	7000000102	10/19/2012	133.85
68533000	FICA	PA	7000000102	10/19/2012	752.06
68533000	FICA	PA	7000000102	10/19/2012	1,269.13
68533000	FICA	PA	7000000102	10/19/2012	140.28
68533000	FICA	PA	7000000102	10/19/2012	18.58
68535000	SUTA	PA	7000000102	10/19/2012	2.95
68535000	SUTA	PA	7000000102	10/19/2012	1.85
68535000	SUTA	PA	7000000102	10/19/2012	6.06
68535000	SUTA	PA	7000000102	10/19/2012	2.08
68535000	SUTA	PA	7000000102	10/19/2012	0.93
68535000	SUTA	PA	7000000102	10/19/2012	6.35
68535000	SUTA	PA	7000000102	10/19/2012	2.19
68535000	SUTA	PA	7000000102	10/19/2012	8.47
68535000	SUTA	PA	7000000102	10/19/2012	7.00
72802100	CIAC Rcpt Non-SrvClr	DR	4000002573	10/19/2012	(5,719.00)
72802100	CIAC Rcpt Non-SrvClr	DR	4000002602	10/19/2012	(817.00)
72802100	CIAC Rcpt Non-SrvClr	DR	4000002604	10/19/2012	(4,085.00)
81010000	Interest LTD	SA	100001404	10/19/2012	10,875.79
81010000	Interest LTD	SA	100001404	10/19/2012	(10,875.79)
81010000	Interest LTD	SA	100001404	10/19/2012	10,875.79
81010000	Interest LTD	SA	100001404	10/19/2012	(10,875.79)
88101000	CAP Move-UP	UP	2000000279	10/19/2012	103,560.00
88101000	CAP Move-UP	UP	2000000279	10/19/2012	12,335.64
88101000	CAP Move-UP	UP	2000000279	10/19/2012	28,783.16
88101000	CAP Move-UP	UP	2000000279	10/19/2012	10,064.12
88101000	CAP Move-UP	UP	2000000279	10/19/2012	11,684.03
88101000	CAP Move-UP	UP	2000000279	10/19/2012	58,127.48
88101000	CAP Move-UP	UP	2000000279	10/19/2012	2,533.20
88101000	CAP Move-UP	UP	2000000279	10/19/2012	5,264.62
88101000	CAP Move-UP	UP	2000000279	10/19/2012	3,969.63
88101000	CAP Move-UP	UP	2000000279	10/19/2012	21,324.81
88101000	CAP Move-UP	UP	2000000279	10/19/2012	25,331.45
88101000	CAP Move-UP	UP	2000000279	10/19/2012	190.02
88101000	CAP Move-UP	UP	2000000279	10/19/2012	19,823.39
88101000	CAP Move-UP	UP	2000000279	10/19/2012	1,822.23
88101000	CAP Move-UP	UP	2000000279	10/19/2012	2,434.98
88101000	CAP Move-UP	UP	2000000279	10/19/2012	4,315.27
88101000	CAP Move-UP	UP	2000000279	10/19/2012	3,747.86
88101000	CAP Move-UP	UP	2000000279	10/19/2012	16,479.95
88101000	CAP Move-UP	UP	2000000279	10/19/2012	1,241.23
88101000	CAP Move-UP	UP	2000000279	10/19/2012	1,414.11
88101000	CAP Move-UP	UP	2000000279	10/19/2012	2,002.43
88101000	CAP Move-UP	UP	2000000279	10/19/2012	1,436.45
88101000	CAP Move-UP	UP	2000000279	10/19/2012	48,777.64
88101000	CAP Move-UP	UP	2000000279	10/19/2012	4,805.74
88101000	CAP Move-UP	UP	2000000279	10/19/2012	92.12
88101000	CAP Move-UP	UP	2000000279	10/19/2012	18,690.20
88101000	CAP Move-UP	UP	2000000279	10/19/2012	884.18
88101000	CAP Move-UP	UP	2000000279	10/19/2012	10,530.74
88101000	CAP Move-UP	UP	2000000279	10/19/2012	13,250.24
88101000	CAP Move-UP	UP	2000000279	10/19/2012	20,909.02
88101000	CAP Move-UP	UP	2000000279	10/19/2012	12,250.58
88101000	CAP Move-UP	UP	2000000279	10/19/2012	4,958.31



## Kentucky American Water Company

Case No. 2012-00520

Response to PSC DR1, Item 31

Account	Description	Doc Type	Document Number	Posting Date	Amount
88101000	CAP Move-UP	UP	2000000279	10/19/2012	4,431.91
88101000	CAP Move-UP	UP	2000000279	10/19/2012	34,568.51
88101000	CAP Move-UP	UP	2000000279	10/19/2012	901.00
88101000	CAP Move-UP	UP	2000000279	10/19/2012	8,976.44
88101000	CAP Move-UP	UP	2000000279	10/19/2012	8,976.44
88101000	CAP Move-UP	UP	2000000279	10/19/2012	4,158.54
88101000	CAP Move-UP	UP	2000000279	10/19/2012	10,677.20
88101000	CAP Move-UP	UP	2000000279	10/19/2012	2,297.37
88101000	CAP Move-UP	UP	2000000279	10/19/2012	1,109.43
88101000	CAP Move-UP	UP	2000000279	10/19/2012	159.85
88101000	CAP Move-UP	UP	2000000279	10/19/2012	18.81
88101000	CAP Move-UP	UP	2000000279	10/19/2012	157.48
88101000	CAP Move-UP	UP	2000000279	10/19/2012	3,832.40
88101000	CAP Move-UP	UP	2000000279	10/19/2012	10,179.95
88101000	CAP Move-UP	UP	2000000279	10/19/2012	5,804.04
88106000	CAP Move-CCNC	UP	2000000279	10/19/2012	(103,560.00)
88106000	CAP Move-CCNC	UP	2000000279	10/19/2012	(28,783.18)
88106000	CAP Move-CCNC	UP	2000000279	10/19/2012	(12,335.62)
88106000	CAP Move-CCNC	UN	2000000287	10/19/2012	539.10
88106000	CAP Move-CCNC	UN	2000000287	10/19/2012	718.80
88106000	CAP Move-CCNC	UN	2000000287	10/19/2012	2,336.10
88106000	CAP Move-CCNC	UN	2000000287	10/19/2012	776.33
88106000	CAP Move-CCNC	UN	2000000287	10/19/2012	970.42
88106000	CAP Move-CCNC	UN	2000000287	10/19/2012	2,134.91
88106000	CAP Move-CCNC	UN	2000000287	10/19/2012	(3,974.93)
88106000	CAP Move-CCNC	UN	2000000287	10/19/2012	(1,703.53)
88106000	CAP Move-CCNC	UN	2000000287	10/19/2012	(51,106.17)
88106000	CAP Move-CCNC	UN	2000000287	10/19/2012	261.00
88106000	CAP Move-CCNC	UN	2000000287	10/19/2012	2,374.84
88106000	CAP Move-CCNC	UN	2000000287	10/19/2012	4,794.60
88106000	CAP Move-CCNC	UN	2000000287	10/19/2012	49,744.12
88106000	CAP Move-CCNC	UN	2000000287	10/19/2012	5,393.95
88106000	CAP Move-CCNC	UN	2000000287	10/19/2012	(2,521.92)
88106000	CAP Move-CCNC	UN	2000000287	10/19/2012	(44.96)
88106000	CAP Move-CCNC	UN	2000000287	10/19/2012	(44.97)
88106000	CAP Move-CCNC	UN	2000000287	10/19/2012	(809.30)
88106000	CAP Move-CCNC	UN	2000000287	10/19/2012	(9,500.00)
88106000	CAP Move-CCNC	UN	2000000287	10/19/2012	(795.58)
88106000	CAP Move-CCNC	UN	2000000287	10/19/2012	(11.28)
88106000	CAP Move-CCNC	UN	2000000287	10/19/2012	(3,021.93)
88106000	CAP Move-CCNC	UN	2000000287	10/19/2012	(7,535.55)
88106000	CAP Move-CCNC	UN	2000000287	10/19/2012	(111,547.11)
88106000	CAP Move-CCNC	UN	2000000287	10/19/2012	30.52
88106000	CAP Move-CCNC	UN	2000000287	10/19/2012	3,021.59
88106000	CAP Move-CCNC	UN	2000000287	10/19/2012	(172.64)
88106000	CAP Move-CCNC	UN	2000000287	10/19/2012	309.56
88106000	CAP Move-CCNC	UN	2000000287	10/19/2012	309.56
88106000	CAP Move-CCNC	UN	2000000287	10/19/2012	306.91
88106000	CAP Move-CCNC	UN	2000000287	10/19/2012	3,406.02
88106000	CAP Move-CCNC	UN	2000000287	10/19/2012	706.59
88106000	CAP Move-CCNC	UN	2000000287	10/19/2012	1,413.14
88106000	CAP Move-CCNC	UN	2000000287	10/19/2012	5,584.10
88106000	CAP Move-CCNC	UN	2000000287	10/19/2012	(2,818.91)

## Kentucky American Water Company

Case No. 2012-00520

Response to PSC DR1, Item 31

Account	Description	Doc Type	Document Number	Posting Date	Amount
88106000	CAP Move-CCNC	UN	2000000287	10/19/2012	1,333.37
88106000	CAP Move-CCNC	UP	2000000279	10/19/2012	(10,064.12)
88106000	CAP Move-CCNC	UN	2000000287	10/19/2012	1,712.44
88106000	CAP Move-CCNC	UP	2000000279	10/19/2012	(5,687.11)
88106000	CAP Move-CCNC	UP	2000000279	10/19/2012	(41,487.13)
88106000	CAP Move-CCNC	UP	2000000279	10/19/2012	(1,895.71)
88106000	CAP Move-CCNC	UP	2000000279	10/19/2012	(14,988.58)
88106000	CAP Move-CCNC	UN	2000000287	10/19/2012	155.14
88106000	CAP Move-CCNC	UN	2000000287	10/19/2012	129.05
88106000	CAP Move-CCNC	UN	2000000287	10/19/2012	129.06
88106000	CAP Move-CCNC	UN	2000000287	10/19/2012	129.05
88106000	CAP Move-CCNC	UP	2000000279	10/19/2012	(2,533.20)
88106000	CAP Move-CCNC	UN	2000000287	10/19/2012	539.43
88106000	CAP Move-CCNC	UN	2000000287	10/19/2012	539.42
88106000	CAP Move-CCNC	UP	2000000279	10/19/2012	(2,910.23)
88106000	CAP Move-CCNC	UN	2000000287	10/19/2012	2,001.75
88106000	CAP Move-CCNC	UP	2000000279	10/19/2012	(3,277.17)
88106000	CAP Move-CCNC	UP	2000000279	10/19/2012	(1,920.54)
88106000	CAP Move-CCNC	UP	2000000279	10/19/2012	(3,841.10)
88106000	CAP Move-CCNC	UP	2000000279	10/19/2012	(13,651.21)
88106000	CAP Move-CCNC	UP	2000000279	10/19/2012	(42,953.68)
88106000	CAP Move-CCNC	UN	2000000287	10/19/2012	124.05
88106000	CAP Move-CCNC	UP	2000000279	10/19/2012	(44.81)
88106000	CAP Move-CCNC	UP	2000000279	10/19/2012	(44.81)
88106000	CAP Move-CCNC	UP	2000000279	10/19/2012	(44.81)
88106000	CAP Move-CCNC	UP	2000000279	10/19/2012	(55.59)
88106000	CAP Move-CCNC	UP	2000000279	10/19/2012	(7,717.39)
88106000	CAP Move-CCNC	UP	2000000279	10/19/2012	(1,118.43)
88106000	CAP Move-CCNC	UP	2000000279	10/19/2012	(4,315.25)
88106000	CAP Move-CCNC	UP	2000000279	10/19/2012	(2,434.98)
88106000	CAP Move-CCNC	UP	2000000279	10/19/2012	(3,747.88)
88106000	CAP Move-CCNC	UN	2000000287	10/19/2012	5,215.20
88106000	CAP Move-CCNC	UP	2000000279	10/19/2012	(4,331.80)
88106000	CAP Move-CCNC	UP	2000000279	10/19/2012	(980.59)
88106000	CAP Move-CCNC	UP	2000000279	10/19/2012	(682.91)
88106000	CAP Move-CCNC	UP	2000000279	10/19/2012	(28,448.20)
88106000	CAP Move-CCNC	UP	2000000279	10/19/2012	(12,334.01)
88106000	CAP Move-CCNC	UP	2000000279	10/19/2012	(1,436.45)
88106000	CAP Move-CCNC	UP	2000000279	10/19/2012	(48,777.64)
88106000	CAP Move-CCNC	UN	2000000287	10/19/2012	3,542.58
88106000	CAP Move-CCNC	UN	2000000287	10/19/2012	3,542.49
88106000	CAP Move-CCNC	UN	2000000287	10/19/2012	3,542.58
88106000	CAP Move-CCNC	UN	2000000287	10/19/2012	3,542.58
88106000	CAP Move-CCNC	UP	2000000279	10/19/2012	788.72
88106000	CAP Move-CCNC	UP	2000000279	10/19/2012	(2,797.24)
88106000	CAP Move-CCNC	UP	2000000279	10/19/2012	(2,797.22)
88106000	CAP Move-CCNC	UP	2000000279	10/19/2012	(43.50)
88106000	CAP Move-CCNC	UP	2000000279	10/19/2012	(6,317.92)
88106000	CAP Move-CCNC	UP	2000000279	10/19/2012	(14.18)
88106000	CAP Move-CCNC	UN	2000000287	10/19/2012	206.04
88106000	CAP Move-CCNC	UN	2000000287	10/19/2012	64.85
88106000	CAP Move-CCNC	UP	2000000279	10/19/2012	(10,530.74)
88106000	CAP Move-CCNC	UP	2000000279	10/19/2012	(13,250.24)

## Kentucky American Water Company

Case No. 2012-00520

Response to PSC DR1, Item 31

Account	Description	Doc Type	Document Number	Posting Date	Amount
88106000	CAP Move-CCNC	UN	2000000287	10/19/2012	18,851.01
88106000	CAP Move-CCNC	UN	2000000287	10/19/2012	18,851.03
88106000	CAP Move-CCNC	UN	2000000287	10/19/2012	584.31
88106000	CAP Move-CCNC	UN	2000000287	10/19/2012	(424.39)
88106000	CAP Move-CCNC	UN	2000000287	10/19/2012	(424.40)
88106000	CAP Move-CCNC	UN	2000000287	10/19/2012	1,187.74
88106000	CAP Move-CCNC	UN	2000000287	10/19/2012	85.19
88106000	CAP Move-CCNC	UP	2000000279	10/19/2012	(20,909.02)
88106000	CAP Move-CCNC	UP	2000000279	10/19/2012	(12,250.58)
88106000	CAP Move-CCNC	UN	2000000287	10/19/2012	2,159.14
88106000	CAP Move-CCNC	UP	2000000279	10/19/2012	(4,683.24)
88106000	CAP Move-CCNC	UP	2000000279	10/19/2012	(4,431.91)
88106000	CAP Move-CCNC	UN	2000000287	10/19/2012	(27,250.56)
88106000	CAP Move-CCNC	UN	2000000287	10/19/2012	7,650.00
88106000	CAP Move-CCNC	UP	2000000279	10/19/2012	(40,507.00)
88106000	CAP Move-CCNC	UP	2000000279	10/19/2012	5,938.49
88106000	CAP Move-CCNC	UN	2000000287	10/19/2012	(29,745.20)
88106000	CAP Move-CCNC	UP	2000000279	10/19/2012	(901.00)
88106000	CAP Move-CCNC	UP	2000000279	10/19/2012	(8,976.44)
88106000	CAP Move-CCNC	UP	2000000279	10/19/2012	(8,976.44)
88106000	CAP Move-CCNC	UN	2000000287	10/19/2012	88,663.11
88106000	CAP Move-CCNC	UN	2000000287	10/19/2012	61,883.67
88106000	CAP Move-CCNC	UN	2000000287	10/19/2012	50,633.97
88106000	CAP Move-CCNC	UP	2000000279	10/19/2012	(4,158.54)
88106000	CAP Move-CCNC	UP	2000000279	10/19/2012	(10,838.00)
88106000	CAP Move-CCNC	UP	2000000279	10/19/2012	160.80
88106000	CAP Move-CCNC	UN	2000000287	10/19/2012	22,609.80
88106000	CAP Move-CCNC	UP	2000000279	10/19/2012	(3,870.18)
88106000	CAP Move-CCNC	UP	2000000279	10/19/2012	(62.42)
88106000	CAP Move-CCNC	UP	2000000279	10/19/2012	(62.41)
88106000	CAP Move-CCNC	UP	2000000279	10/19/2012	(19.44)
88106000	CAP Move-CCNC	UP	2000000279	10/19/2012	(1.33)
88106000	CAP Move-CCNC	UP	2000000279	10/19/2012	(11.35)
88106000	CAP Move-CCNC	UP	2000000279	10/19/2012	(11.19)
88106000	CAP Move-CCNC	UP	2000000279	10/19/2012	(3,832.40)
88106000	CAP Move-CCNC	UN	2000000287	10/19/2012	2,759.05
88106000	CAP Move-CCNC	UP	2000000279	10/19/2012	(10,179.95)
88106000	CAP Move-CCNC	UP	2000000279	10/19/2012	(5,804.04)
88106000	CAP Move-CCNC	UN	2000000287	10/19/2012	370.16
88106000	CAP Move-CCNC	UN	2000000287	10/19/2012	23,544.48
88107000	CAP Move-CWIP	UZ	2000000289	10/19/2012	10.77
88107000	CAP Move-CWIP	UZ	2000000289	10/19/2012	81.89
88107000	CAP Move-CWIP	UZ	2000000289	10/19/2012	12.03
88107000	CAP Move-CWIP	UZ	2000000289	10/19/2012	96.39
88107000	CAP Move-CWIP	UP	2000000279	10/19/2012	(103,560.00)
88107000	CAP Move-CWIP	UP	2000000279	10/19/2012	103,560.00
88107000	CAP Move-CWIP	UP	2000000279	10/19/2012	(41,118.80)
88107000	CAP Move-CWIP	UP	2000000279	10/19/2012	41,118.80
88107000	CAP Move-CWIP	UN	2000000287	10/19/2012	(3,594.00)
88107000	CAP Move-CWIP	UN	2000000287	10/19/2012	(3,881.66)
88107000	CAP Move-CWIP	UZ	2000000289	10/19/2012	9.04
88107000	CAP Move-CWIP	UZ	2000000289	10/19/2012	10.10
88107000	CAP Move-CWIP	UZ	2000000289	10/19/2012	80.91

## Kentucky American Water Company

Case No. 2012-00520

Response to PSC DR1, Item 31

Account	Description	Doc Type	Document Number	Posting Date	Amount
88107000	CAP Move-CWIP	UZ	2000000289	10/19/2012	68.74
88107000	CAP Move-CWIP	UZ	2000000275	10/19/2012	(805.00)
88107000	CAP Move-CWIP	UN	2000000287	10/19/2012	56,784.63
88107000	CAP Move-CWIP	UN	2000000287	10/19/2012	(261.00)
88107000	CAP Move-CWIP	UN	2000000287	10/19/2012	(2,374.84)
88107000	CAP Move-CWIP	UZ	2000000289	10/19/2012	286.51
88107000	CAP Move-CWIP	UZ	2000000289	10/19/2012	35.77
88107000	CAP Move-CWIP	UZ	2000000289	10/19/2012	243.41
88107000	CAP Move-CWIP	UZ	2000000289	10/19/2012	32.01
88107000	CAP Move-CWIP	UN	2000000287	10/19/2012	(59,932.67)
88107000	CAP Move-CWIP	UZ	2000000289	10/19/2012	603.76
88107000	CAP Move-CWIP	UZ	2000000289	10/19/2012	75.38
88107000	CAP Move-CWIP	UZ	2000000289	10/19/2012	67.46
88107000	CAP Move-CWIP	UZ	2000000289	10/19/2012	512.93
88107000	CAP Move-CWIP	UN	2000000287	10/19/2012	2,521.92
88107000	CAP Move-CWIP	UN	2000000287	10/19/2012	899.23
88107000	CAP Move-CWIP	UZ	2000000289	10/19/2012	4.00
88107000	CAP Move-CWIP	UZ	2000000289	10/19/2012	35.81
88107000	CAP Move-CWIP	UZ	2000000289	10/19/2012	4.47
88107000	CAP Move-CWIP	UZ	2000000289	10/19/2012	30.42
88107000	CAP Move-CWIP	UN	2000000287	10/19/2012	9,500.00
88107000	CAP Move-CWIP	UN	2000000287	10/19/2012	806.86
88107000	CAP Move-CWIP	UZ	2000000275	10/19/2012	(121,806.32)
88107000	CAP Move-CWIP	UN	2000000287	10/19/2012	122,104.59
88107000	CAP Move-CWIP	UZ	2000000273	10/19/2012	350,000.00
88107000	CAP Move-CWIP	UZ	2000000289	10/19/2012	71.65
88107000	CAP Move-CWIP	UZ	2000000289	10/19/2012	84.34
88107000	CAP Move-CWIP	UZ	2000000289	10/19/2012	10.53
88107000	CAP Move-CWIP	UZ	2000000289	10/19/2012	9.42
88107000	CAP Move-CWIP	UZ	2000000289	10/19/2012	17.93
88107000	CAP Move-CWIP	UZ	2000000289	10/19/2012	122.04
88107000	CAP Move-CWIP	UZ	2000000289	10/19/2012	143.66
88107000	CAP Move-CWIP	UZ	2000000289	10/19/2012	16.05
88107000	CAP Move-CWIP	UZ	2000000277	10/19/2012	31,881.92
88107000	CAP Move-CWIP	UN	2000000287	10/19/2012	(3,052.11)
88107000	CAP Move-CWIP	UZ	2000000289	10/19/2012	1.81
88107000	CAP Move-CWIP	UZ	2000000289	10/19/2012	12.36
88107000	CAP Move-CWIP	UZ	2000000289	10/19/2012	14.54
88107000	CAP Move-CWIP	UZ	2000000289	10/19/2012	1.62
88107000	CAP Move-CWIP	UZ	2000000289	10/19/2012	19.62
88107000	CAP Move-CWIP	UZ	2000000289	10/19/2012	149.16
88107000	CAP Move-CWIP	UZ	2000000289	10/19/2012	21.92
88107000	CAP Move-CWIP	UZ	2000000289	10/19/2012	175.58
88107000	CAP Move-CWIP	UZ	2000000289	10/19/2012	468.19
88107000	CAP Move-CWIP	UZ	2000000289	10/19/2012	397.76
88107000	CAP Move-CWIP	UZ	2000000289	10/19/2012	52.31
88107000	CAP Move-CWIP	UZ	2000000289	10/19/2012	58.45
88107000	CAP Move-CWIP	UN	2000000287	10/19/2012	172.64
88107000	CAP Move-CWIP	UZ	2000000289	10/19/2012	(2.52)
88107000	CAP Move-CWIP	UZ	2000000289	10/19/2012	(20.15)
88107000	CAP Move-CWIP	UZ	2000000289	10/19/2012	(17.12)
88107000	CAP Move-CWIP	UZ	2000000289	10/19/2012	(2.25)
88107000	CAP Move-CWIP	UZ	2000000273	10/19/2012	3.30

## Kentucky American Water Company

Case No. 2012-00520

Response to PSC DR1, Item 31

Account	Description	Doc Type	Document Number	Posting Date	Amount
88107000	CAP Move-CWIP	UN	2000000287	10/19/2012	(926.03)
88107000	CAP Move-CWIP	UZ	2000000289	10/19/2012	23.05
88107000	CAP Move-CWIP	UZ	2000000289	10/19/2012	3.03
88107000	CAP Move-CWIP	UZ	2000000289	10/19/2012	27.13
88107000	CAP Move-CWIP	UZ	2000000289	10/19/2012	3.39
88107000	CAP Move-CWIP	UN	2000000287	10/19/2012	(3,406.02)
88107000	CAP Move-CWIP	UZ	2000000289	10/19/2012	176.93
88107000	CAP Move-CWIP	UZ	2000000289	10/19/2012	26.00
88107000	CAP Move-CWIP	UZ	2000000289	10/19/2012	23.27
88107000	CAP Move-CWIP	UZ	2000000289	10/19/2012	208.25
88107000	CAP Move-CWIP	UN	2000000287	10/19/2012	(2,119.73)
88107000	CAP Move-CWIP	UN	2000000287	10/19/2012	(5,584.10)
88107000	CAP Move-CWIP	UZ	2000000289	10/19/2012	10.67
88107000	CAP Move-CWIP	UZ	2000000289	10/19/2012	11.92
88107000	CAP Move-CWIP	UZ	2000000289	10/19/2012	95.53
88107000	CAP Move-CWIP	UZ	2000000289	10/19/2012	81.16
88107000	CAP Move-CWIP	UN	2000000287	10/19/2012	2,818.91
88107000	CAP Move-CWIP	UZ	2000000273	10/19/2012	1,333.37
88107000	CAP Move-CWIP	UN	2000000287	10/19/2012	(1,333.37)
88107000	CAP Move-CWIP	UP	2000000279	10/19/2012	(10,064.12)
88107000	CAP Move-CWIP	UP	2000000279	10/19/2012	10,064.12
88107000	CAP Move-CWIP	UN	2000000287	10/19/2012	(1,712.44)
88107000	CAP Move-CWIP	UZ	2000000289	10/19/2012	24.00
88107000	CAP Move-CWIP	UZ	2000000289	10/19/2012	192.17
88107000	CAP Move-CWIP	UZ	2000000289	10/19/2012	163.26
88107000	CAP Move-CWIP	UZ	2000000289	10/19/2012	21.47
88107000	CAP Move-CWIP	UZ	2000000273	10/19/2012	578.81
88107000	CAP Move-CWIP	UP	2000000279	10/19/2012	64,058.53
88107000	CAP Move-CWIP	UP	2000000279	10/19/2012	(69,811.51)
88107000	CAP Move-CWIP	UZ	2000000289	10/19/2012	26.34
88107000	CAP Move-CWIP	UZ	2000000289	10/19/2012	200.29
88107000	CAP Move-CWIP	UZ	2000000289	10/19/2012	235.76
88107000	CAP Move-CWIP	UZ	2000000289	10/19/2012	29.44
88107000	CAP Move-CWIP	UN	2000000287	10/19/2012	(155.14)
88107000	CAP Move-CWIP	UN	2000000287	10/19/2012	(387.16)
88107000	CAP Move-CWIP	UP	2000000279	10/19/2012	(2,533.20)
88107000	CAP Move-CWIP	UP	2000000279	10/19/2012	2,533.20
88107000	CAP Move-CWIP	UN	2000000287	10/19/2012	(1,078.85)
88107000	CAP Move-CWIP	UP	2000000279	10/19/2012	(5,264.62)
88107000	CAP Move-CWIP	UP	2000000279	10/19/2012	2,910.23
88107000	CAP Move-CWIP	UN	2000000287	10/19/2012	(2,001.75)
88107000	CAP Move-CWIP	UP	2000000279	10/19/2012	3,277.17
88107000	CAP Move-CWIP	UP	2000000279	10/19/2012	(3,969.63)
88107000	CAP Move-CWIP	UP	2000000279	10/19/2012	19,412.85
88107000	CAP Move-CWIP	UP	2000000279	10/19/2012	(21,324.81)
88107000	CAP Move-CWIP	UP	2000000279	10/19/2012	42,953.68
88107000	CAP Move-CWIP	UP	2000000279	10/19/2012	(25,331.45)
88107000	CAP Move-CWIP	UZ	2000000289	10/19/2012	47.18
88107000	CAP Move-CWIP	UZ	2000000289	10/19/2012	422.28
88107000	CAP Move-CWIP	UZ	2000000289	10/19/2012	358.75
88107000	CAP Move-CWIP	UZ	2000000289	10/19/2012	52.72
88107000	CAP Move-CWIP	UN	2000000287	10/19/2012	(124.05)
88107000	CAP Move-CWIP	UZ	2000000289	10/19/2012	12.29

## Kentucky American Water Company

Case No. 2012-00520

Response to PSC DR1, Item 31

Account	Description	Doc Type	Document Number	Posting Date	Amount
88107000	CAP Move-CWIP	UZ	2000000289	10/19/2012	1.37
88107000	CAP Move-CWIP	UZ	2000000289	10/19/2012	10.44
88107000	CAP Move-CWIP	UZ	2000000289	10/19/2012	1.53
88107000	CAP Move-CWIP	UP	2000000279	10/19/2012	190.02
88107000	CAP Move-CWIP	UP	2000000279	10/19/2012	(190.02)
88107000	CAP Move-CWIP	UP	2000000279	10/19/2012	(19,823.39)
88107000	CAP Move-CWIP	UP	2000000279	10/19/2012	7,717.39
88107000	CAP Move-CWIP	UZ	2000000289	10/19/2012	811.54
88107000	CAP Move-CWIP	UZ	2000000289	10/19/2012	119.26
88107000	CAP Move-CWIP	UZ	2000000289	10/19/2012	106.74
88107000	CAP Move-CWIP	UZ	2000000289	10/19/2012	955.24
88107000	CAP Move-CWIP	UP	2000000279	10/19/2012	1,118.43
88107000	CAP Move-CWIP	UP	2000000279	10/19/2012	(1,822.23)
88107000	CAP Move-CWIP	UP	2000000279	10/19/2012	(10,498.11)
88107000	CAP Move-CWIP	UP	2000000279	10/19/2012	10,498.11
88107000	CAP Move-CWIP	UN	2000000287	10/19/2012	(5,215.20)
88107000	CAP Move-CWIP	UP	2000000279	10/19/2012	(16,479.95)
88107000	CAP Move-CWIP	UP	2000000279	10/19/2012	5,312.39
88107000	CAP Move-CWIP	UP	2000000279	10/19/2012	682.91
88107000	CAP Move-CWIP	UP	2000000279	10/19/2012	(1,241.23)
88107000	CAP Move-CWIP	UP	2000000279	10/19/2012	(1,414.11)
88107000	CAP Move-CWIP	UP	2000000279	10/19/2012	28,448.20
88107000	CAP Move-CWIP	UP	2000000279	10/19/2012	(2,002.43)
88107000	CAP Move-CWIP	UP	2000000279	10/19/2012	12,334.01
88107000	CAP Move-CWIP	UZ	2000000289	10/19/2012	46.85
88107000	CAP Move-CWIP	UZ	2000000289	10/19/2012	375.27
88107000	CAP Move-CWIP	UZ	2000000289	10/19/2012	41.93
88107000	CAP Move-CWIP	UZ	2000000289	10/19/2012	318.81
88107000	CAP Move-CWIP	UP	2000000279	10/19/2012	1,436.45
88107000	CAP Move-CWIP	UP	2000000279	10/19/2012	(1,436.45)
88107000	CAP Move-CWIP	UP	2000000279	10/19/2012	(48,777.64)
88107000	CAP Move-CWIP	UP	2000000279	10/19/2012	48,777.64
88107000	CAP Move-CWIP	UN	2000000287	10/19/2012	(14,170.23)
88107000	CAP Move-CWIP	UP	2000000279	10/19/2012	5,594.46
88107000	CAP Move-CWIP	UP	2000000279	10/19/2012	(5,594.46)
88107000	CAP Move-CWIP	UP	2000000279	10/19/2012	43.50
88107000	CAP Move-CWIP	UP	2000000279	10/19/2012	(92.12)
88107000	CAP Move-CWIP	UP	2000000279	10/19/2012	6,317.92
88107000	CAP Move-CWIP	UP	2000000279	10/19/2012	(18,690.20)
88107000	CAP Move-CWIP	UZ	2000000289	10/19/2012	646.38
88107000	CAP Move-CWIP	UZ	2000000289	10/19/2012	760.83
88107000	CAP Move-CWIP	UZ	2000000289	10/19/2012	94.99
88107000	CAP Move-CWIP	UZ	2000000289	10/19/2012	85.01
88107000	CAP Move-CWIP	UP	2000000279	10/19/2012	14.18
88107000	CAP Move-CWIP	UP	2000000279	10/19/2012	(884.18)
88107000	CAP Move-CWIP	UN	2000000287	10/19/2012	(206.04)
88107000	CAP Move-CWIP	UZ	2000000289	10/19/2012	2.60
88107000	CAP Move-CWIP	UZ	2000000289	10/19/2012	23.25
88107000	CAP Move-CWIP	UZ	2000000289	10/19/2012	2.91
88107000	CAP Move-CWIP	UZ	2000000289	10/19/2012	19.75
88107000	CAP Move-CWIP	UN	2000000287	10/19/2012	(64.85)
88107000	CAP Move-CWIP	UP	2000000279	10/19/2012	(10,530.74)
88107000	CAP Move-CWIP	UP	2000000279	10/19/2012	10,530.74

## Kentucky American Water Company

Case No. 2012-00520

Response to PSC DR1, Item 31

Account	Description	Doc Type	Document Number	Posting Date	Amount
88107000	CAP Move-CWIP	UP	2000000279	10/19/2012	(13,250.24)
88107000	CAP Move-CWIP	UP	2000000279	10/19/2012	13,250.24
88107000	CAP Move-CWIP	UN	2000000287	10/19/2012	(37,702.04)
88107000	CAP Move-CWIP	UZ	2000000289	10/19/2012	217.25
88107000	CAP Move-CWIP	UZ	2000000289	10/19/2012	1,740.14
88107000	CAP Move-CWIP	UZ	2000000289	10/19/2012	1,478.36
88107000	CAP Move-CWIP	UZ	2000000289	10/19/2012	194.44
88107000	CAP Move-CWIP	UN	2000000287	10/19/2012	(584.31)
88107000	CAP Move-CWIP	UN	2000000287	10/19/2012	848.79
88107000	CAP Move-CWIP	UZ	2000000289	10/19/2012	319.77
88107000	CAP Move-CWIP	UZ	2000000289	10/19/2012	39.92
88107000	CAP Move-CWIP	UZ	2000000289	10/19/2012	35.73
88107000	CAP Move-CWIP	UZ	2000000289	10/19/2012	271.67
88107000	CAP Move-CWIP	UN	2000000287	10/19/2012	(1,187.74)
88107000	CAP Move-CWIP	UZ	2000000289	10/19/2012	50.94
88107000	CAP Move-CWIP	UZ	2000000289	10/19/2012	59.95
88107000	CAP Move-CWIP	UZ	2000000289	10/19/2012	7.48
88107000	CAP Move-CWIP	UZ	2000000289	10/19/2012	6.70
88107000	CAP Move-CWIP	UN	2000000287	10/19/2012	(85.19)
88107000	CAP Move-CWIP	UP	2000000279	10/19/2012	(20,909.02)
88107000	CAP Move-CWIP	UP	2000000279	10/19/2012	20,909.02
88107000	CAP Move-CWIP	UP	2000000279	10/19/2012	(12,250.58)
88107000	CAP Move-CWIP	UP	2000000279	10/19/2012	12,250.58
88107000	CAP Move-CWIP	UN	2000000287	10/19/2012	(2,159.14)
88107000	CAP Move-CWIP	UZ	2000000289	10/19/2012	242.21
88107000	CAP Move-CWIP	UZ	2000000289	10/19/2012	31.85
88107000	CAP Move-CWIP	UZ	2000000289	10/19/2012	285.10
88107000	CAP Move-CWIP	UZ	2000000289	10/19/2012	35.59
88107000	CAP Move-CWIP	UP	2000000279	10/19/2012	4,683.24
88107000	CAP Move-CWIP	UP	2000000279	10/19/2012	(4,958.31)
88107000	CAP Move-CWIP	UZ	2000000289	10/19/2012	2.38
88107000	CAP Move-CWIP	UZ	2000000289	10/19/2012	21.30
88107000	CAP Move-CWIP	UZ	2000000289	10/19/2012	18.10
88107000	CAP Move-CWIP	UZ	2000000289	10/19/2012	2.66
88107000	CAP Move-CWIP	UP	2000000279	10/19/2012	4,431.91
88107000	CAP Move-CWIP	UP	2000000279	10/19/2012	(4,431.91)
88107000	CAP Move-CWIP	UN	2000000287	10/19/2012	27,250.56
88107000	CAP Move-CWIP	UZ	2000000289	10/19/2012	105.78
88107000	CAP Move-CWIP	UZ	2000000289	10/19/2012	719.87
88107000	CAP Move-CWIP	UZ	2000000289	10/19/2012	847.34
88107000	CAP Move-CWIP	UZ	2000000289	10/19/2012	94.67
88107000	CAP Move-CWIP	UZ	2000000289	10/19/2012	48.11
88107000	CAP Move-CWIP	UZ	2000000289	10/19/2012	6.33
88107000	CAP Move-CWIP	UZ	2000000289	10/19/2012	56.63
88107000	CAP Move-CWIP	UZ	2000000289	10/19/2012	7.07
88107000	CAP Move-CWIP	UZ	2000000289	10/19/2012	5.14
88107000	CAP Move-CWIP	UZ	2000000289	10/19/2012	46.06
88107000	CAP Move-CWIP	UZ	2000000289	10/19/2012	5.75
88107000	CAP Move-CWIP	UZ	2000000289	10/19/2012	39.13
88107000	CAP Move-CWIP	UN	2000000287	10/19/2012	(7,650.00)
88107000	CAP Move-CWIP	UP	2000000279	10/19/2012	40,507.00
88107000	CAP Move-CWIP	UP	2000000279	10/19/2012	(40,507.00)
88107000	CAP Move-CWIP	UZ	2000000273	10/19/2012	(1,309.21)

## Kentucky American Water Company

Case No. 2012-00520

Response to PSC DR1, Item 31

Account	Description	Doc Type	Document Number	Posting Date	Amount
88107000	CAP Move-CWIP	UN	2000000287	10/19/2012	29,745.20
88107000	CAP Move-CWIP	UP	2000000279	10/19/2012	901.00
88107000	CAP Move-CWIP	UP	2000000279	10/19/2012	(901.00)
88107000	CAP Move-CWIP	UP	2000000279	10/19/2012	(8,976.44)
88107000	CAP Move-CWIP	UP	2000000279	10/19/2012	8,976.44
88107000	CAP Move-CWIP	UP	2000000279	10/19/2012	(8,976.44)
88107000	CAP Move-CWIP	UP	2000000279	10/19/2012	8,976.44
88107000	CAP Move-CWIP	UN	2000000287	10/19/2012	(88,663.11)
88107000	CAP Move-CWIP	UN	2000000287	10/19/2012	(61,883.67)
88107000	CAP Move-CWIP	UN	2000000287	10/19/2012	(50,633.97)
88107000	CAP Move-CWIP	UP	2000000279	10/19/2012	(4,158.54)
88107000	CAP Move-CWIP	UP	2000000279	10/19/2012	4,158.54
88107000	CAP Move-CWIP	UP	2000000279	10/19/2012	(10,838.00)
88107000	CAP Move-CWIP	UP	2000000279	10/19/2012	10,838.00
88107000	CAP Move-CWIP	UN	2000000287	10/19/2012	(22,609.80)
88107000	CAP Move-CWIP	UZ	2000000289	10/19/2012	36.15
88107000	CAP Move-CWIP	UZ	2000000289	10/19/2012	30.70
88107000	CAP Move-CWIP	UZ	2000000289	10/19/2012	4.51
88107000	CAP Move-CWIP	UZ	2000000289	10/19/2012	4.04
88107000	CAP Move-CWIP	UZ	2000000289	10/19/2012	298.32
88107000	CAP Move-CWIP	UZ	2000000289	10/19/2012	351.14
88107000	CAP Move-CWIP	UZ	2000000289	10/19/2012	43.84
88107000	CAP Move-CWIP	UZ	2000000289	10/19/2012	39.23
88107000	CAP Move-CWIP	UP	2000000279	10/19/2012	3,995.01
88107000	CAP Move-CWIP	UP	2000000279	10/19/2012	(2,297.37)
88107000	CAP Move-CWIP	UP	2000000279	10/19/2012	19.44
88107000	CAP Move-CWIP	UP	2000000279	10/19/2012	(1,109.43)
88107000	CAP Move-CWIP	UZ	2000000289	10/19/2012	98.78
88107000	CAP Move-CWIP	UZ	2000000289	10/19/2012	83.92
88107000	CAP Move-CWIP	UZ	2000000289	10/19/2012	12.34
88107000	CAP Move-CWIP	UZ	2000000289	10/19/2012	11.03
88107000	CAP Move-CWIP	UP	2000000279	10/19/2012	23.87
88107000	CAP Move-CWIP	UP	2000000279	10/19/2012	(336.14)
88107000	CAP Move-CWIP	UZ	2000000289	10/19/2012	13.02
88107000	CAP Move-CWIP	UZ	2000000289	10/19/2012	15.34
88107000	CAP Move-CWIP	UZ	2000000289	10/19/2012	1.91
88107000	CAP Move-CWIP	UZ	2000000289	10/19/2012	1.71
88107000	CAP Move-CWIP	UP	2000000279	10/19/2012	(3,832.40)
88107000	CAP Move-CWIP	UP	2000000279	10/19/2012	3,832.40
88107000	CAP Move-CWIP	UN	2000000287	10/19/2012	(2,759.05)
88107000	CAP Move-CWIP	UZ	2000000289	10/19/2012	392.01
88107000	CAP Move-CWIP	UZ	2000000289	10/19/2012	333.03
88107000	CAP Move-CWIP	UZ	2000000289	10/19/2012	43.81
88107000	CAP Move-CWIP	UZ	2000000289	10/19/2012	48.94
88107000	CAP Move-CWIP	UP	2000000279	10/19/2012	10,179.95
88107000	CAP Move-CWIP	UP	2000000279	10/19/2012	(10,179.95)
88107000	CAP Move-CWIP	UP	2000000279	10/19/2012	(5,804.04)
88107000	CAP Move-CWIP	UP	2000000279	10/19/2012	5,804.04
88107000	CAP Move-CWIP	UN	2000000287	10/19/2012	(370.16)
88107000	CAP Move-CWIP	UZ	2000000289	10/19/2012	35.96
88107000	CAP Move-CWIP	UZ	2000000289	10/19/2012	42.32
88107000	CAP Move-CWIP	UZ	2000000289	10/19/2012	4.73
88107000	CAP Move-CWIP	UZ	2000000289	10/19/2012	5.29



## Kentucky American Water Company

Case No. 2012-00520

Response to PSC DR1, Item 31

Account	Description	Doc Type	Document Number	Posting Date	Amount
88107000	CAP Move-CWIP	UZ	2000000277	10/19/2012	11,543.40
88107000	CAP Move-CWIP	UZ	2000000277	10/19/2012	6,360.00
88107000	CAP Move-CWIP	UN	2000000287	10/19/2012	(23,544.48)
88108020	CAP Move-UP A/D Salv	US	2000000280	10/19/2012	(2,736.00)
88108020	CAP Move-UP A/D Salv	US	2000000280	10/19/2012	(60.00)
88257000	CAP Move-COR	UC	2000000278	10/19/2012	24,119.75
88257000	CAP Move-COR	UC	2000000278	10/19/2012	3.46
88257000	CAP Move-COR	UC	2000000278	10/19/2012	3.63
88257000	CAP Move-COR	UC	2000000278	10/19/2012	8,872.95
88257000	CAP Move-COR	UC	2000000278	10/19/2012	818.69
88257000	CAP Move-COR	UC	2000000278	10/19/2012	68.85
88257000	CAP Move-COR	UC	2000000278	10/19/2012	13.77
88257000	CAP Move-COR	UC	2000000278	10/19/2012	1,958.48
88257000	CAP Move-COR	UC	2000000278	10/19/2012	132.12
88257000	CAP Move-COR	UC	2000000278	10/19/2012	(423.80)
88257000	CAP Move-COR	UC	2000000278	10/19/2012	(525.51)
88257000	CAP Move-COR	UC	2000000278	10/19/2012	1,641.56
88257000	CAP Move-COR	UC	2000000278	10/19/2012	532.60
88257100	CAP Move-RWIP	UZ	2000000289	10/19/2012	0.04
88257100	CAP Move-RWIP	UZ	2000000289	10/19/2012	0.31
88257100	CAP Move-RWIP	UZ	2000000289	10/19/2012	0.36
88257100	CAP Move-RWIP	UZ	2000000289	10/19/2012	0.05
88257100	CAP Move-RWIP	UZ	2000000289	10/19/2012	0.02
88257100	CAP Move-RWIP	UZ	2000000289	10/19/2012	0.15
88257100	CAP Move-RWIP	UZ	2000000289	10/19/2012	0.12
88257100	CAP Move-RWIP	UZ	2000000289	10/19/2012	0.02
88257100	CAP Move-RWIP	UZ	2000000289	10/19/2012	0.22
88257100	CAP Move-RWIP	UZ	2000000289	10/19/2012	0.20
88257100	CAP Move-RWIP	UZ	2000000289	10/19/2012	1.51
88257100	CAP Move-RWIP	UZ	2000000289	10/19/2012	1.77
88257100	CAP Move-RWIP	UZ	2000000289	10/19/2012	4.73
88257100	CAP Move-RWIP	UZ	2000000289	10/19/2012	0.59
88257100	CAP Move-RWIP	UZ	2000000289	10/19/2012	4.02
88257100	CAP Move-RWIP	UZ	2000000289	10/19/2012	0.53
88257100	CAP Move-RWIP	UZ	2000000273	10/19/2012	260.04
88257100	CAP Move-RWIP	UC	2000000278	10/19/2012	(24,119.75)
88257100	CAP Move-RWIP	UZ	2000000289	10/19/2012	11.83
88257100	CAP Move-RWIP	UZ	2000000289	10/19/2012	89.99
88257100	CAP Move-RWIP	UZ	2000000289	10/19/2012	13.22
88257100	CAP Move-RWIP	UZ	2000000289	10/19/2012	105.92
88257100	CAP Move-RWIP	UC	2000000278	10/19/2012	(3.46)
88257100	CAP Move-RWIP	UZ	2000000289	10/19/2012	0.69
88257100	CAP Move-RWIP	UZ	2000000289	10/19/2012	5.52
88257100	CAP Move-RWIP	UZ	2000000289	10/19/2012	0.62
88257100	CAP Move-RWIP	UZ	2000000289	10/19/2012	4.69
88257100	CAP Move-RWIP	UC	2000000278	10/19/2012	(3.63)
88257100	CAP Move-RWIP	UC	2000000278	10/19/2012	(8,872.95)
88257100	CAP Move-RWIP	US	2000000280	10/19/2012	2,736.00
88257100	CAP Move-RWIP	UZ	2000000289	10/19/2012	47.95
88257100	CAP Move-RWIP	UZ	2000000289	10/19/2012	429.17
88257100	CAP Move-RWIP	UZ	2000000289	10/19/2012	364.60
88257100	CAP Move-RWIP	UZ	2000000289	10/19/2012	53.58
88257100	CAP Move-RWIP	UC	2000000278	10/19/2012	(818.69)

## Kentucky American Water Company

Case No. 2012-00520

Response to PSC DR1, Item 31

Account	Description	Doc Type	Document Number	Posting Date	Amount
88257100	CAP Move-RWIP	UC	2000000278	10/19/2012	(68.85)
88257100	CAP Move-RWIP	UC	2000000278	10/19/2012	(13.77)
88257100	CAP Move-RWIP	UC	2000000278	10/19/2012	(1,958.48)
88257100	CAP Move-RWIP	UZ	2000000289	10/19/2012	96.58
88257100	CAP Move-RWIP	UZ	2000000289	10/19/2012	12.70
88257100	CAP Move-RWIP	UZ	2000000289	10/19/2012	113.69
88257100	CAP Move-RWIP	UZ	2000000289	10/19/2012	14.19
88257100	CAP Move-RWIP	UC	2000000278	10/19/2012	(132.12)
88257100	CAP Move-RWIP	UZ	2000000289	10/19/2012	0.39
88257100	CAP Move-RWIP	UZ	2000000289	10/19/2012	0.43
88257100	CAP Move-RWIP	UZ	2000000289	10/19/2012	3.47
88257100	CAP Move-RWIP	UZ	2000000289	10/19/2012	2.95
88257100	CAP Move-RWIP	UC	2000000278	10/19/2012	423.80
88257100	CAP Move-RWIP	US	2000000280	10/19/2012	60.00
88257100	CAP Move-RWIP	UC	2000000278	10/19/2012	525.51
88257100	CAP Move-RWIP	UZ	2000000289	10/19/2012	220.91
88257100	CAP Move-RWIP	UZ	2000000289	10/19/2012	32.46
88257100	CAP Move-RWIP	UZ	2000000289	10/19/2012	260.02
88257100	CAP Move-RWIP	UZ	2000000289	10/19/2012	29.05
88257100	CAP Move-RWIP	UZ	2000000289	10/19/2012	5.34
88257100	CAP Move-RWIP	UZ	2000000289	10/19/2012	40.59
88257100	CAP Move-RWIP	UZ	2000000289	10/19/2012	5.97
88257100	CAP Move-RWIP	UZ	2000000289	10/19/2012	47.78
88257100	CAP Move-RWIP	UZ	2000000289	10/19/2012	1.00
88257100	CAP Move-RWIP	UZ	2000000289	10/19/2012	8.96
88257100	CAP Move-RWIP	UZ	2000000289	10/19/2012	7.61
88257100	CAP Move-RWIP	UZ	2000000289	10/19/2012	1.12
88257100	CAP Move-RWIP	UZ	2000000289	10/19/2012	0.44
88257100	CAP Move-RWIP	UZ	2000000289	10/19/2012	0.40
88257100	CAP Move-RWIP	UZ	2000000289	10/19/2012	3.01
88257100	CAP Move-RWIP	UZ	2000000289	10/19/2012	3.55
88257100	CAP Move-RWIP	UC	2000000278	10/19/2012	(1,641.56)
88257100	CAP Move-RWIP	UC	2000000278	10/19/2012	(532.60)
88257100	CAP Move-RWIP	UZ	2000000289	10/19/2012	19.02
88257100	CAP Move-RWIP	UZ	2000000289	10/19/2012	16.15
88257100	CAP Move-RWIP	UZ	2000000289	10/19/2012	2.37
88257100	CAP Move-RWIP	UZ	2000000289	10/19/2012	2.12
88257100	CAP Move-RWIP	UZ	2000000277	10/19/2012	116.60
88271100	CAP Move-CIAC NT	UP	2000000279	10/19/2012	(8,343.13)
88271100	CAP Move-CIAC NT	UP	2000000279	10/19/2012	8,343.13
88271100	CAP Move-CIAC NT	UP	2000000279	10/19/2012	(15,392.72)
88271100	CAP Move-CIAC NT	UP	2000000279	10/19/2012	15,392.72
88271100	CAP Move-CIAC NT	UN	2000000287	10/19/2012	2,943.23
88271100	CAP Move-CIAC NT	UN	2000000287	10/19/2012	679.21
88271100	CAP Move-CIAC NT	UP	2000000279	10/19/2012	10,581.82
88271100	CAP Move-CIAC NT	UP	2000000279	10/19/2012	(10,581.82)
88271100	CAP Move-CIAC NT	UP	2000000279	10/19/2012	(7,184.73)
88271100	CAP Move-CIAC NT	UP	2000000279	10/19/2012	7,184.73
88271100	CAP Move-CIAC NT	UN	2000000287	10/19/2012	(70,668.00)
88271170	CAP Move-CIAC NT WIP	UP	2000000279	10/19/2012	(23,735.85)
88271170	CAP Move-CIAC NT WIP	UP	2000000279	10/19/2012	23,735.85
88271170	CAP Move-CIAC NT WIP	UN	2000000287	10/19/2012	(3,622.44)
88271170	CAP Move-CIAC NT WIP	UP	2000000279	10/19/2012	(17,766.55)

Kentucky American Water Company  
Case No. 2012-00520  
Response to PSC DR1, Item 31

Account	Description	Doc Type	Document Number	Posting Date	Amount
88271170	CAP Move-CIAC NT WIP	UP	2000000279	10/19/2012	17,766.55
88271170	CAP Move-CIAC NT WIP	UN	2000000287	10/19/2012	70,668.00
88271200	CAP Move-CIAC Tax	UN	2000000287	10/19/2012	(27,125.00)
88271270	CAP Move-CIAC Tx WIP	UN	2000000287	10/19/2012	27,125.00
88900000	CAP Move-Settlement	UZ	2000000289	10/19/2012	(81.89)
88900000	CAP Move-Settlement	UZ	2000000289	10/19/2012	(12.03)
88900000	CAP Move-Settlement	UZ	2000000289	10/19/2012	(10.77)
88900000	CAP Move-Settlement	UZ	2000000289	10/19/2012	(96.39)
88900000	CAP Move-Settlement	UZ	2000000289	10/19/2012	(80.91)
88900000	CAP Move-Settlement	UZ	2000000289	10/19/2012	(9.04)
88900000	CAP Move-Settlement	UZ	2000000289	10/19/2012	(10.10)
88900000	CAP Move-Settlement	UZ	2000000289	10/19/2012	(68.74)
88900000	CAP Move-Settlement	UZ	2000000275	10/19/2012	805.00
88900000	CAP Move-Settlement	UZ	2000000289	10/19/2012	(286.51)
88900000	CAP Move-Settlement	UZ	2000000289	10/19/2012	(243.41)
88900000	CAP Move-Settlement	UZ	2000000289	10/19/2012	(32.01)
88900000	CAP Move-Settlement	UZ	2000000289	10/19/2012	(35.77)
88900000	CAP Move-Settlement	UZ	2000000289	10/19/2012	(512.93)
88900000	CAP Move-Settlement	UZ	2000000289	10/19/2012	(603.76)
88900000	CAP Move-Settlement	UZ	2000000289	10/19/2012	(75.38)
88900000	CAP Move-Settlement	UZ	2000000289	10/19/2012	(67.46)
88900000	CAP Move-Settlement	UZ	2000000289	10/19/2012	(4.52)
88900000	CAP Move-Settlement	UZ	2000000289	10/19/2012	(4.04)
88900000	CAP Move-Settlement	UZ	2000000289	10/19/2012	(36.17)
88900000	CAP Move-Settlement	UZ	2000000289	10/19/2012	(30.73)
88900000	CAP Move-Settlement	UZ	2000000275	10/19/2012	121,806.32
88900000	CAP Move-Settlement	UZ	2000000273	10/19/2012	(350,000.00)
88900000	CAP Move-Settlement	UZ	2000000289	10/19/2012	(71.65)
88900000	CAP Move-Settlement	UZ	2000000289	10/19/2012	(10.53)
88900000	CAP Move-Settlement	UZ	2000000289	10/19/2012	(9.42)
88900000	CAP Move-Settlement	UZ	2000000289	10/19/2012	(84.34)
88900000	CAP Move-Settlement	UZ	2000000289	10/19/2012	(122.04)
88900000	CAP Move-Settlement	UZ	2000000289	10/19/2012	(16.05)
88900000	CAP Move-Settlement	UZ	2000000289	10/19/2012	(17.93)
88900000	CAP Move-Settlement	UZ	2000000289	10/19/2012	(143.66)
88900000	CAP Move-Settlement	UZ	2000000277	10/19/2012	(31,881.92)
88900000	CAP Move-Settlement	UZ	2000000289	10/19/2012	(12.48)
88900000	CAP Move-Settlement	UZ	2000000289	10/19/2012	(1.64)
88900000	CAP Move-Settlement	UZ	2000000289	10/19/2012	(14.69)
88900000	CAP Move-Settlement	UZ	2000000289	10/19/2012	(1.83)
88900000	CAP Move-Settlement	UZ	2000000289	10/19/2012	(22.14)
88900000	CAP Move-Settlement	UZ	2000000289	10/19/2012	(177.35)
88900000	CAP Move-Settlement	UZ	2000000289	10/19/2012	(150.67)
88900000	CAP Move-Settlement	UZ	2000000289	10/19/2012	(19.82)
88900000	CAP Move-Settlement	UZ	2000000289	10/19/2012	(401.78)
88900000	CAP Move-Settlement	UZ	2000000289	10/19/2012	(52.84)
88900000	CAP Move-Settlement	UZ	2000000289	10/19/2012	(472.92)
88900000	CAP Move-Settlement	UZ	2000000289	10/19/2012	(59.04)
88900000	CAP Move-Settlement	UZ	2000000289	10/19/2012	2.25
88900000	CAP Move-Settlement	UZ	2000000289	10/19/2012	20.15
88900000	CAP Move-Settlement	UZ	2000000289	10/19/2012	17.12
88900000	CAP Move-Settlement	UZ	2000000289	10/19/2012	2.52
88900000	CAP Move-Settlement	UZ	2000000273	10/19/2012	(3.30)

Kentucky American Water Company  
Case No. 2012-00520  
Response to PSC DR1, Item 31

Account	Description	Doc Type	Document Number	Posting Date	Amount
88900000	CAP Move-Settlement	UZ	2000000289	10/19/2012	(3.39)
88900000	CAP Move-Settlement	UZ	2000000289	10/19/2012	(3.03)
88900000	CAP Move-Settlement	UZ	2000000289	10/19/2012	(27.13)
88900000	CAP Move-Settlement	UZ	2000000289	10/19/2012	(23.05)
88900000	CAP Move-Settlement	UZ	2000000289	10/19/2012	(176.93)
88900000	CAP Move-Settlement	UZ	2000000289	10/19/2012	(208.25)
88900000	CAP Move-Settlement	UZ	2000000289	10/19/2012	(26.00)
88900000	CAP Move-Settlement	UZ	2000000289	10/19/2012	(23.27)
88900000	CAP Move-Settlement	UZ	2000000289	10/19/2012	(81.16)
88900000	CAP Move-Settlement	UZ	2000000289	10/19/2012	(11.92)
88900000	CAP Move-Settlement	UZ	2000000289	10/19/2012	(95.53)
88900000	CAP Move-Settlement	UZ	2000000289	10/19/2012	(10.67)
88900000	CAP Move-Settlement	UZ	2000000273	10/19/2012	(1,333.37)
88900000	CAP Move-Settlement	UZ	2000000289	10/19/2012	(21.47)
88900000	CAP Move-Settlement	UZ	2000000289	10/19/2012	(192.17)
88900000	CAP Move-Settlement	UZ	2000000289	10/19/2012	(24.00)
88900000	CAP Move-Settlement	UZ	2000000289	10/19/2012	(163.26)
88900000	CAP Move-Settlement	UZ	2000000273	10/19/2012	(838.85)
88900000	CAP Move-Settlement	UZ	2000000289	10/19/2012	(42.66)
88900000	CAP Move-Settlement	UZ	2000000289	10/19/2012	(341.68)
88900000	CAP Move-Settlement	UZ	2000000289	10/19/2012	(38.17)
88900000	CAP Move-Settlement	UZ	2000000289	10/19/2012	(290.28)
88900000	CAP Move-Settlement	UZ	2000000289	10/19/2012	(422.28)
88900000	CAP Move-Settlement	UZ	2000000289	10/19/2012	(52.72)
88900000	CAP Move-Settlement	UZ	2000000289	10/19/2012	(47.18)
88900000	CAP Move-Settlement	UZ	2000000289	10/19/2012	(358.75)
88900000	CAP Move-Settlement	UZ	2000000289	10/19/2012	(15.13)
88900000	CAP Move-Settlement	UZ	2000000289	10/19/2012	(2.22)
88900000	CAP Move-Settlement	UZ	2000000289	10/19/2012	(17.81)
88900000	CAP Move-Settlement	UZ	2000000289	10/19/2012	(1.99)
88900000	CAP Move-Settlement	UZ	2000000289	10/19/2012	(172.84)
88900000	CAP Move-Settlement	UZ	2000000289	10/19/2012	(1,176.14)
88900000	CAP Move-Settlement	UZ	2000000289	10/19/2012	(1,384.41)
88900000	CAP Move-Settlement	UZ	2000000289	10/19/2012	(154.69)
88900000	CAP Move-Settlement	UZ	2000000289	10/19/2012	(318.81)
88900000	CAP Move-Settlement	UZ	2000000289	10/19/2012	(41.93)
88900000	CAP Move-Settlement	UZ	2000000289	10/19/2012	(375.27)
88900000	CAP Move-Settlement	UZ	2000000289	10/19/2012	(46.85)
88900000	CAP Move-Settlement	UZ	2000000289	10/19/2012	(742.96)
88900000	CAP Move-Settlement	UZ	2000000289	10/19/2012	(97.71)
88900000	CAP Move-Settlement	UZ	2000000289	10/19/2012	(109.18)
88900000	CAP Move-Settlement	UZ	2000000289	10/19/2012	(874.52)
88900000	CAP Move-Settlement	UZ	2000000289	10/19/2012	(26.72)
88900000	CAP Move-Settlement	UZ	2000000289	10/19/2012	(2.99)
88900000	CAP Move-Settlement	UZ	2000000289	10/19/2012	(3.34)
88900000	CAP Move-Settlement	UZ	2000000289	10/19/2012	(22.70)
88900000	CAP Move-Settlement	UZ	2000000289	10/19/2012	(249.71)
88900000	CAP Move-Settlement	UZ	2000000289	10/19/2012	(2,000.16)
88900000	CAP Move-Settlement	UZ	2000000289	10/19/2012	(223.49)
88900000	CAP Move-Settlement	UZ	2000000289	10/19/2012	(1,699.27)
88900000	CAP Move-Settlement	UZ	2000000289	10/19/2012	(41.07)
88900000	CAP Move-Settlement	UZ	2000000289	10/19/2012	(45.89)
88900000	CAP Move-Settlement	UZ	2000000289	10/19/2012	(312.26)

Kentucky American Water Company  
Case No. 2012-00520  
Response to PSC DR1, Item 31

Account	Description	Doc Type	Document Number	Posting Date	Amount
88900000	CAP Move-Settlement	UZ	2000000289	10/19/2012	(367.55)
88900000	CAP Move-Settlement	UZ	2000000289	10/19/2012	(8.60)
88900000	CAP Move-Settlement	UZ	2000000289	10/19/2012	(68.91)
88900000	CAP Move-Settlement	UZ	2000000289	10/19/2012	(7.70)
88900000	CAP Move-Settlement	UZ	2000000289	10/19/2012	(58.55)
88900000	CAP Move-Settlement	UZ	2000000289	10/19/2012	(242.21)
88900000	CAP Move-Settlement	UZ	2000000289	10/19/2012	(285.10)
88900000	CAP Move-Settlement	UZ	2000000289	10/19/2012	(31.85)
88900000	CAP Move-Settlement	UZ	2000000289	10/19/2012	(35.59)
88900000	CAP Move-Settlement	UZ	2000000289	10/19/2012	(21.30)
88900000	CAP Move-Settlement	UZ	2000000289	10/19/2012	(2.66)
88900000	CAP Move-Settlement	UZ	2000000289	10/19/2012	(2.38)
88900000	CAP Move-Settlement	UZ	2000000289	10/19/2012	(18.10)
88900000	CAP Move-Settlement	UZ	2000000289	10/19/2012	(105.78)
88900000	CAP Move-Settlement	UZ	2000000289	10/19/2012	(94.67)
88900000	CAP Move-Settlement	UZ	2000000289	10/19/2012	(847.34)
88900000	CAP Move-Settlement	UZ	2000000289	10/19/2012	(719.87)
88900000	CAP Move-Settlement	UZ	2000000289	10/19/2012	(6.33)
88900000	CAP Move-Settlement	UZ	2000000289	10/19/2012	(7.07)
88900000	CAP Move-Settlement	UZ	2000000289	10/19/2012	(56.63)
88900000	CAP Move-Settlement	UZ	2000000289	10/19/2012	(48.11)
88900000	CAP Move-Settlement	UZ	2000000289	10/19/2012	(5.14)
88900000	CAP Move-Settlement	UZ	2000000289	10/19/2012	(39.13)
88900000	CAP Move-Settlement	UZ	2000000289	10/19/2012	(5.75)
88900000	CAP Move-Settlement	UZ	2000000289	10/19/2012	(46.06)
88900000	CAP Move-Settlement	UZ	2000000273	10/19/2012	1,309.21
88900000	CAP Move-Settlement	UZ	2000000289	10/19/2012	(30.70)
88900000	CAP Move-Settlement	UZ	2000000289	10/19/2012	(36.15)
88900000	CAP Move-Settlement	UZ	2000000289	10/19/2012	(4.04)
88900000	CAP Move-Settlement	UZ	2000000289	10/19/2012	(4.51)
88900000	CAP Move-Settlement	UZ	2000000289	10/19/2012	(39.63)
88900000	CAP Move-Settlement	UZ	2000000289	10/19/2012	(44.28)
88900000	CAP Move-Settlement	UZ	2000000289	10/19/2012	(301.33)
88900000	CAP Move-Settlement	UZ	2000000289	10/19/2012	(354.69)
88900000	CAP Move-Settlement	UZ	2000000289	10/19/2012	(11.03)
88900000	CAP Move-Settlement	UZ	2000000289	10/19/2012	(83.92)
88900000	CAP Move-Settlement	UZ	2000000289	10/19/2012	(12.34)
88900000	CAP Move-Settlement	UZ	2000000289	10/19/2012	(98.78)
88900000	CAP Move-Settlement	UZ	2000000289	10/19/2012	(1.71)
88900000	CAP Move-Settlement	UZ	2000000289	10/19/2012	(1.91)
88900000	CAP Move-Settlement	UZ	2000000289	10/19/2012	(15.34)
88900000	CAP Move-Settlement	UZ	2000000289	10/19/2012	(13.02)
88900000	CAP Move-Settlement	UZ	2000000289	10/19/2012	(392.01)
88900000	CAP Move-Settlement	UZ	2000000289	10/19/2012	(48.94)
88900000	CAP Move-Settlement	UZ	2000000289	10/19/2012	(43.81)
88900000	CAP Move-Settlement	UZ	2000000289	10/19/2012	(333.03)
88900000	CAP Move-Settlement	UZ	2000000289	10/19/2012	(6.85)
88900000	CAP Move-Settlement	UZ	2000000289	10/19/2012	(61.34)
88900000	CAP Move-Settlement	UZ	2000000289	10/19/2012	(52.11)
88900000	CAP Move-Settlement	UZ	2000000289	10/19/2012	(7.66)
88900000	CAP Move-Settlement	UZ	2000000277	10/19/2012	(11,660.00)
88900000	CAP Move-Settlement	UZ	2000000277	10/19/2012	(6,360.00)
72802000	CIAC Rcpt Svcs Clrg	UZ	2000000290	10/20/2012	6,675.00

Kentucky American Water Company  
Case No. 2012-00520  
Response to PSC DR1, Item 31

Account	Description	Doc Type	Document Number	Posting Date	Amount
72802100	CIAC Rcpt Non-SrvClr	UZ	2000000290	10/20/2012	10,410.00
72802100	CIAC Rcpt Non-SrvClr	UZ	2000000290	10/20/2012	10,900.00
72802100	CIAC Rcpt Non-SrvClr	UZ	2000000290	10/20/2012	22,059.00
88271170	CAP Move-CIAC NT WIP	UZ	2000000291	10/20/2012	(10,410.00)
88271170	CAP Move-CIAC NT WIP	UZ	2000000291	10/20/2012	(10,900.00)
88271170	CAP Move-CIAC NT WIP	UZ	2000000291	10/20/2012	(22,059.00)
88271270	CAP Move-CIAC Tx WIP	UZ	2000000291	10/20/2012	(6,675.00)
88900000	CAP Move-Settlement	UZ	2000000291	10/20/2012	10,410.00
88900000	CAP Move-Settlement	UZ	2000000291	10/20/2012	10,900.00
88900000	CAP Move-Settlement	UZ	2000000291	10/20/2012	6,675.00
88900000	CAP Move-Settlement	UZ	2000000291	10/20/2012	22,059.00
52554500	Lab Supplies	RE	5000002328	10/21/2012	(3.59)
52554500	Lab Supplies	RE	5000002329	10/21/2012	29.63
40111000	Res Sales Billed	ZA	9400001085	10/22/2012	(93,440.58)
40121000	Com Sales Billed	ZA	9400001085	10/22/2012	(110,716.42)
40131000	Ind Sales Billed	ZA	9400001085	10/22/2012	(468.46)
40145000	Priv Fire Billed	ZA	9400001085	10/22/2012	(13,514.07)
40151000	Publ Auth Billed	ZA	9400001085	10/22/2012	(4,926.50)
40310400	OthRev-NSF Ck Chrg	ZA	9400001085	10/22/2012	(132.00)
40310500	OthRev-Appl/InitFee	ZA	9400001085	10/22/2012	(1,820.00)
40310700	OthRev-Reconnct Fee	ZA	9400001085	10/22/2012	(156.00)
51510000	Purchased Power	ZN	5000002347	10/22/2012	85.52
51520000	Fuel for Power Prod	KR	5000002358	10/22/2012	698.12
52000000	M&S Expense (O&M)	WA	5000002331	10/22/2012	51.62
52000000	M&S Expense (O&M)	WA	5000002331	10/22/2012	5.84
52000000	M&S Expense (O&M)	WA	5000002332	10/22/2012	16.92
52000000	M&S Expense (O&M)	WA	5000002333	10/22/2012	23.70
52000000	M&S Expense (O&M)	WA	5000002333	10/22/2012	171.78
52000000	M&S Expense (O&M)	WA	5000002333	10/22/2012	18.93
52000000	M&S Expense (O&M)	WA	5000002334	10/22/2012	6.14
52000000	M&S Expense (O&M)	WA	5000002334	10/22/2012	58.99
52000000	M&S Expense (O&M)	WA	5000002334	10/22/2012	27.30
52000000	M&S Expense (O&M)	WA	5000002334	10/22/2012	40.76
52000000	M&S Expense (O&M)	WA	5000002334	10/22/2012	8.76
52000000	M&S Expense (O&M)	WA	5000002335	10/22/2012	23.70
52000000	M&S Expense (O&M)	WA	5000002335	10/22/2012	19.67
52000000	M&S Expense (O&M)	WA	5000002335	10/22/2012	40.90
52000000	M&S Expense (O&M)	WA	5000002336	10/22/2012	5.78
52000000	M&S Expense (O&M)	WA	5000002336	10/22/2012	8.07
52000000	M&S Expense (O&M)	WA	5000002336	10/22/2012	58.99
52000000	M&S Expense (O&M)	WA	5000002336	10/22/2012	27.30
52000000	M&S Expense (O&M)	WA	5000002336	10/22/2012	40.76
52000000	M&S Expense (O&M)	WA	5000002336	10/22/2012	87.60
52000000	M&S Expense (O&M)	KR	5000002346	10/22/2012	95.10
52000000	M&S Expense (O&M)	WA	5000002350	10/22/2012	3,327.93
52000000	M&S Expense (O&M)	WA	5000002351	10/22/2012	256.95
52000000	M&S Expense (O&M)	KR	5000002362	10/22/2012	195.28
52000000	M&S Expense (O&M)	KR	5000002363	10/22/2012	367.71
52000000	M&S Expense (O&M)	KR	5000002363	10/22/2012	260.38
52000000	M&S Expense (O&M)	UZ	2000000296	10/22/2012	(256.95)
52000000	M&S Expense (O&M)	UZ	2000000296	10/22/2012	(3,327.93)
52000000	M&S Expense (O&M)	UZ	2000000293	10/22/2012	(16.92)
52000000	M&S Expense (O&M)	UZ	2000000293	10/22/2012	(214.41)

Kentucky American Water Company  
Case No. 2012-00520  
Response to PSC DR1, Item 31

Account	Description	Doc Type	Document Number	Posting Date	Amount
52000000	M&S Expense (O&M)	UZ	200000293	10/22/2012	(228.50)
52000000	M&S Expense (O&M)	UZ	200000293	10/22/2012	(141.95)
52000000	M&S Expense (O&M)	UZ	200000293	10/22/2012	(84.27)
52500000	Misc Expense (O&M)	RE	5000002330	10/22/2012	(252.39)
52500000	Misc Expense (O&M)	WE	5000002348	10/22/2012	471.91
52500000	Misc Expense (O&M)	RE	5000002359	10/22/2012	(165.88)
52500000	Misc Expense (O&M)	UZ	200000293	10/22/2012	252.39
52532000	Electricity	ZN	5000002347	10/22/2012	18.41
52532000	Electricity	ZN	5000002347	10/22/2012	45.86
52532000	Electricity	ZN	5000002347	10/22/2012	25.07
52532000	Electricity	ZN	5000002347	10/22/2012	30.22
52549500	Inv Phys W/O Scrap	WI	5000002353	10/22/2012	165.90
52549500	Inv Phys W/O Scrap	WI	5000002353	10/22/2012	44.70
52549500	Inv Phys W/O Scrap	WI	5000002353	10/22/2012	87.09
52549500	Inv Phys W/O Scrap	WI	5000002353	10/22/2012	(8.26)
52549500	Inv Phys W/O Scrap	WI	5000002353	10/22/2012	10.34
52549500	Inv Phys W/O Scrap	WI	5000002353	10/22/2012	17.22
52549500	Inv Phys W/O Scrap	WI	5000002353	10/22/2012	(42.27)
52549500	Inv Phys W/O Scrap	WI	5000002353	10/22/2012	42.90
52549500	Inv Phys W/O Scrap	WI	5000002353	10/22/2012	29.34
52549500	Inv Phys W/O Scrap	WI	5000002353	10/22/2012	69.66
52549500	Inv Phys W/O Scrap	WI	5000002353	10/22/2012	(6.14)
52549500	Inv Phys W/O Scrap	WI	5000002353	10/22/2012	46.24
52549500	Inv Phys W/O Scrap	WI	5000002353	10/22/2012	(13.20)
52549500	Inv Phys W/O Scrap	WI	5000002353	10/22/2012	(8.04)
52549500	Inv Phys W/O Scrap	WI	5000002353	10/22/2012	(24.21)
52549500	Inv Phys W/O Scrap	WI	5000002353	10/22/2012	6.61
52549500	Inv Phys W/O Scrap	WI	5000002353	10/22/2012	24.78
52549500	Inv Phys W/O Scrap	WI	5000002353	10/22/2012	(6.60)
52549500	Inv Phys W/O Scrap	WI	5000002353	10/22/2012	135.66
52549500	Inv Phys W/O Scrap	WI	5000002353	10/22/2012	23.61
52549500	Inv Phys W/O Scrap	WI	5000002353	10/22/2012	120.70
52549500	Inv Phys W/O Scrap	WI	5000002353	10/22/2012	(8.26)
52549500	Inv Phys W/O Scrap	WI	5000002353	10/22/2012	(6.60)
52549500	Inv Phys W/O Scrap	WI	5000002353	10/22/2012	(206.48)
52549500	Inv Phys W/O Scrap	WI	5000002353	10/22/2012	176.97
52549500	Inv Phys W/O Scrap	WI	5000002353	10/22/2012	136.50
52549500	Inv Phys W/O Scrap	WI	5000002353	10/22/2012	(40.76)
52549500	Inv Phys W/O Scrap	WI	5000002354	10/22/2012	44.10
52549500	Inv Phys W/O Scrap	WI	5000002354	10/22/2012	45.25
52549500	Inv Phys W/O Scrap	WI	5000002354	10/22/2012	(131.13)
52549500	Inv Phys W/O Scrap	WI	5000002354	10/22/2012	(71.90)
52549500	Inv Phys W/O Scrap	WI	5000002354	10/22/2012	(151.33)
52549500	Inv Phys W/O Scrap	WI	5000002354	10/22/2012	110.96
52549500	Inv Phys W/O Scrap	WI	5000002355	10/22/2012	46.36
52549500	Inv Phys W/O Scrap	WI	5000002355	10/22/2012	(28.80)
52549500	Inv Phys W/O Scrap	WI	5000002355	10/22/2012	39.18
52550000	Janitorial	KR	5000002357	10/22/2012	2,035.20
52554500	Lab Supplies	WE	5000002338	10/22/2012	169.68
52554500	Lab Supplies	WE	5000002338	10/22/2012	165.87
52554500	Lab Supplies	WE	5000002338	10/22/2012	135.68
52554500	Lab Supplies	WE	5000002340	10/22/2012	102.90
52554500	Lab Supplies	WE	5000002340	10/22/2012	28.81

## Kentucky American Water Company

Case No. 2012-00520

Response to PSC DR1, Item 31

Account	Description	Doc Type	Document Number	Posting Date	Amount
52554500	Lab Supplies	WE	5000002341	10/22/2012	39.09
52554500	Lab Supplies	WE	5000002341	10/22/2012	34.43
52554500	Lab Supplies	WE	5000002341	10/22/2012	42.25
52554500	Lab Supplies	WE	5000002341	10/22/2012	92.89
52554500	Lab Supplies	WE	5000002341	10/22/2012	107.93
52554500	Lab Supplies	WE	5000002341	10/22/2012	20.38
52554500	Lab Supplies	WE	5000002341	10/22/2012	165.57
52554500	Lab Supplies	WE	5000002342	10/22/2012	140.81
52554500	Lab Supplies	WE	5000002343	10/22/2012	296.14
52554500	Lab Supplies	WE	5000002343	10/22/2012	16.97
52554500	Lab Supplies	WE	5000002343	10/22/2012	24.51
52554500	Lab Supplies	WE	5000002343	10/22/2012	78.40
52554500	Lab Supplies	WE	5000002343	10/22/2012	78.40
52554500	Lab Supplies	WE	5000002343	10/22/2012	78.40
52554500	Lab Supplies	WE	5000002344	10/22/2012	79.29
52554500	Lab Supplies	WE	5000002344	10/22/2012	62.65
52554500	Lab Supplies	WE	5000002344	10/22/2012	107.93
52554500	Lab Supplies	WE	5000002344	10/22/2012	248.36
52554500	Lab Supplies	WE	5000002344	10/22/2012	61.93
52554500	Lab Supplies	WE	5000002344	10/22/2012	40.77
52554500	Lab Supplies	WE	5000002344	10/22/2012	51.64
52554500	Lab Supplies	WE	5000002344	10/22/2012	43.08
52554500	Lab Supplies	WE	5000002344	10/22/2012	48.12
52554500	Lab Supplies	WE	5000002344	10/22/2012	58.64
52554500	Lab Supplies	WE	5000002344	10/22/2012	21.13
52554500	Lab Supplies	WE	5000002345	10/22/2012	18.89
52562500	Overnight Shippng	KR	5000002346	10/22/2012	37.21
52562500	Overnight Shippng	KR	5000002346	10/22/2012	11.70
52562500	Overnight Shippng	UZ	2000000294	10/22/2012	(11.70)
53150000	Contr Svc-Other	RE	5000002352	10/22/2012	253.58
53150000	Contr Svc-Other	KR	5000002361	10/22/2012	1,259.28
53150000	Contr Svc-Other	UZ	2000000296	10/22/2012	(253.58)
57010000	Uncoll Accts Exp	ZA	9400001085	10/22/2012	(31.32)
62520700	Misc Main Pvg/Bckfill	ZF	5000002313	10/22/2012	4,591.33
68520000	Property Taxes	SA	100001410	10/22/2012	70,016.58
72803000	Salvg/Scrap Rcpt Clr	DR	4000002617	10/22/2012	(950.00)
88107000	CAP Move-CWIP	UZ	2000000295	10/22/2012	11.70
88107000	CAP Move-CWIP	UZ	2000000297	10/22/2012	256.95
88107000	CAP Move-CWIP	UZ	2000000297	10/22/2012	2,895.30
88107000	CAP Move-CWIP	UZ	2000000297	10/22/2012	253.58
88107000	CAP Move-CWIP	UZ	2000000292	10/22/2012	(227.15)
88107000	CAP Move-CWIP	UZ	2000000292	10/22/2012	13.20
88107000	CAP Move-CWIP	UZ	2000000292	10/22/2012	214.41
88107000	CAP Move-CWIP	UZ	2000000292	10/22/2012	157.66
88107000	CAP Move-CWIP	UZ	2000000292	10/22/2012	141.95
88107000	CAP Move-CWIP	UZ	2000000292	10/22/2012	73.31
88257100	CAP Move-RWIP	UZ	2000000297	10/22/2012	432.63
88257100	CAP Move-RWIP	UZ	2000000292	10/22/2012	(25.24)
88257100	CAP Move-RWIP	UZ	2000000292	10/22/2012	3.72
88257100	CAP Move-RWIP	UZ	2000000292	10/22/2012	70.84
88257100	CAP Move-RWIP	UZ	2000000292	10/22/2012	10.96
88900000	CAP Move-Settlement	UZ	2000000295	10/22/2012	(11.70)
88900000	CAP Move-Settlement	UZ	2000000297	10/22/2012	(256.95)



Kentucky American Water Company  
Case No. 2012-00520  
Response to PSC DR1, Item 31

Account	Description	Doc Type	Document Number	Posting Date	Amount
88900000	CAP Move-Settlement	UZ	2000000297	10/22/2012	(3,327.93)
88900000	CAP Move-Settlement	UZ	2000000297	10/22/2012	(253.58)
88900000	CAP Move-Settlement	UZ	2000000292	10/22/2012	252.39
88900000	CAP Move-Settlement	UZ	2000000292	10/22/2012	(16.92)
88900000	CAP Move-Settlement	UZ	2000000292	10/22/2012	(214.41)
88900000	CAP Move-Settlement	UZ	2000000292	10/22/2012	(228.50)
88900000	CAP Move-Settlement	UZ	2000000292	10/22/2012	(141.95)
88900000	CAP Move-Settlement	UZ	2000000292	10/22/2012	(84.27)
40111000	Res Sales Billed	ZA	9400001087	10/23/2012	(11,384.37)
40111000	Res Sales Billed	ZA	9400001087	10/23/2012	(193,882.88)
40121000	Com Sales Billed	ZA	9400001087	10/23/2012	(1,374.20)
40121000	Com Sales Billed	ZA	9400001087	10/23/2012	(101,296.18)
40131000	Ind Sales Billed	ZA	9400001087	10/23/2012	(173.44)
40131000	Ind Sales Billed	ZA	9400001087	10/23/2012	(98.33)
40141000	Publ Fire Billed	ZA	9400001087	10/23/2012	(2.28)
40145000	Priv Fire Billed	ZA	9400001087	10/23/2012	(3,654.88)
40151000	Publ Auth Billed	ZA	9400001087	10/23/2012	(1,609.76)
40161000	Sls/Rsle Billed	ZA	9400001087	10/23/2012	(76.07)
40211000	Dom WW Svc Billed	ZA	9400001087	10/23/2012	(1,685.59)
40221000	Com WW Svc Billed	ZA	9400001087	10/23/2012	(387.73)
40231000	Ind WW Svc Billed	ZA	9400001087	10/23/2012	(45.39)
40310400	OthRev-NSF Ck Chrg	ZA	9400001087	10/23/2012	(48.00)
40310500	OthRev-Appl/InitFee	ZA	9400001087	10/23/2012	(832.00)
40310500	OthRev-Appl/InitFee	ZA	9400001087	10/23/2012	(832.00)
40310700	OthRev-Reconnct Fee	ZA	9400001087	10/23/2012	(52.00)
40310700	OthRev-Reconnct Fee	ZA	9400001087	10/23/2012	(650.00)
52000000	M&S Expense (O&M)	WA	5000002367	10/23/2012	88.43
52000000	M&S Expense (O&M)	WA	5000002367	10/23/2012	107.81
52000000	M&S Expense (O&M)	WA	5000002367	10/23/2012	36.90
52000000	M&S Expense (O&M)	WA	5000002367	10/23/2012	33.43
52000000	M&S Expense (O&M)	WA	5000002368	10/23/2012	173.83
52000000	M&S Expense (O&M)	WA	5000002368	10/23/2012	73.09
52000000	M&S Expense (O&M)	WA	5000002368	10/23/2012	71.29
52000000	M&S Expense (O&M)	WA	5000002368	10/23/2012	33.43
52000000	M&S Expense (O&M)	WA	5000002369	10/23/2012	73.09
52000000	M&S Expense (O&M)	WA	5000002369	10/23/2012	6,968.35
52000000	M&S Expense (O&M)	WA	5000002369	10/23/2012	151.60
52000000	M&S Expense (O&M)	WA	5000002369	10/23/2012	223.04
52000000	M&S Expense (O&M)	WA	5000002369	10/23/2012	102.93
52000000	M&S Expense (O&M)	WA	5000002369	10/23/2012	38.16
52000000	M&S Expense (O&M)	WA	5000002369	10/23/2012	82.68
52000000	M&S Expense (O&M)	WA	5000002370	10/23/2012	279.14
52000000	M&S Expense (O&M)	WA	5000002371	10/23/2012	481.43
52000000	M&S Expense (O&M)	WA	5000002371	10/23/2012	334.96
52000000	M&S Expense (O&M)	WA	5000002371	10/23/2012	734.57
52000000	M&S Expense (O&M)	WA	5000002371	10/23/2012	156.52
52000000	M&S Expense (O&M)	WA	5000002371	10/23/2012	338.40
52000000	M&S Expense (O&M)	WA	5000002371	10/23/2012	1,081.99
52000000	M&S Expense (O&M)	WA	5000002371	10/23/2012	44.63
52000000	M&S Expense (O&M)	WA	5000002371	10/23/2012	81.33
52000000	M&S Expense (O&M)	WA	5000002371	10/23/2012	209.88
52000000	M&S Expense (O&M)	WA	5000002371	10/23/2012	21.20
52000000	M&S Expense (O&M)	WA	5000002372	10/23/2012	1,798.64

Kentucky American Water Company  
Case No. 2012-00520  
Response to PSC DR1, Item 31

Account	Description	Doc Type	Document Number	Posting Date	Amount
52000000	M&S Expense (O&M)	WA	5000002372	10/23/2012	151.90
52000000	M&S Expense (O&M)	WA	5000002372	10/23/2012	48.78
52000000	M&S Expense (O&M)	WA	5000002372	10/23/2012	1,515.55
52000000	M&S Expense (O&M)	WA	5000002372	10/23/2012	401.67
52000000	M&S Expense (O&M)	WA	5000002372	10/23/2012	731.97
52000000	M&S Expense (O&M)	WA	5000002372	10/23/2012	5,033.09
52000000	M&S Expense (O&M)	WA	5000002372	10/23/2012	1,207.31
52000000	M&S Expense (O&M)	WA	5000002373	10/23/2012	89.64
52000000	M&S Expense (O&M)	WA	5000002373	10/23/2012	89.64
52000000	M&S Expense (O&M)	WA	5000002373	10/23/2012	61.35
52000000	M&S Expense (O&M)	WA	5000002373	10/23/2012	10.80
52000000	M&S Expense (O&M)	WA	5000002373	10/23/2012	52.25
52000000	M&S Expense (O&M)	WA	5000002373	10/23/2012	237.27
52000000	M&S Expense (O&M)	WA	5000002373	10/23/2012	70.75
52000000	M&S Expense (O&M)	WA	5000002374	10/23/2012	(237.27)
52000000	M&S Expense (O&M)	WA	5000002374	10/23/2012	(33.43)
52000000	M&S Expense (O&M)	WA	5000002374	10/23/2012	(38.52)
52000000	M&S Expense (O&M)	UZ	2000000300	10/23/2012	(351.64)
52000000	M&S Expense (O&M)	UZ	2000000300	10/23/2012	(10,888.91)
52000000	M&S Expense (O&M)	UZ	2000000300	10/23/2012	(7,639.85)
52000000	M&S Expense (O&M)	UZ	2000000300	10/23/2012	(611.70)
52000000	M&S Expense (O&M)	UZ	2000000300	10/23/2012	(545.71)
52000000	M&S Expense (O&M)	UZ	2000000302	10/23/2012	309.22
52000000	M&S Expense (O&M)	UZ	2000000300	10/23/2012	(3,484.91)
52000000	M&S Expense (O&M)	UZ	2000000298	10/23/2012	(823.37)
52500000	Misc Expense (O&M)	UZ	2000000298	10/23/2012	165.88
52554500	Lab Supplies	WE	5000002375	10/23/2012	85.78
52554500	Lab Supplies	WE	5000002376	10/23/2012	68.75
52554500	Lab Supplies	WE	5000002377	10/23/2012	18.38
52554500	Lab Supplies	WE	5000002378	10/23/2012	457.92
52554500	Lab Supplies	WE	5000002379	10/23/2012	137.50
52574000	Telephone	ZC	9400001086	10/23/2012	26.37
52574000	Telephone	ZC	9400001086	10/23/2012	13.37
52574000	Telephone	ZC	9400001086	10/23/2012	54.59
52574100	Cell Phone	ZC	9400001086	10/23/2012	44.71
52574100	Cell Phone	ZC	9400001086	10/23/2012	91.83
52574100	Cell Phone	ZC	9400001086	10/23/2012	327.29
52574100	Cell Phone	ZC	9400001086	10/23/2012	173.41
52574100	Cell Phone	ZC	9400001086	10/23/2012	78.00
52583000	Water & WW	RE	5000002383	10/23/2012	(520.53)
53150000	Contr Svc-Other	RE	5000002384	10/23/2012	(20,673.08)
62520700	Misc Main Pvg/Bckfill	UZ	2000000298	10/23/2012	(4,591.33)
71521000	M&J Expenses	DR	4000002749	10/23/2012	(585.77)
71521000	M&J Expenses	DR	4000002753	10/23/2012	(2,459.33)
71521000	M&J Expenses	DR	4000002756	10/23/2012	(675.63)
71521000	M&J Expenses	DR	4000002757	10/23/2012	(2,574.09)
71521000	M&J Expenses	DR	4000002759	10/23/2012	(2,679.48)
71521000	M&J Expenses	DR	4000002760	10/23/2012	(531.03)
72802000	CIAC Rcpt Svcs Clrg	DR	4000002766	10/23/2012	(1,569.00)
72802100	CIAC Rcpt Non-SrvClr	DR	4000002740	10/23/2012	(2,451.00)
72802100	CIAC Rcpt Non-SrvClr	DR	4000002762	10/23/2012	(817.00)
72802100	CIAC Rcpt Non-SrvClr	DR	4000002763	10/23/2012	(2,451.00)
72802100	CIAC Rcpt Non-SrvClr	DR	4000002765	10/23/2012	(1,634.00)

## Kentucky American Water Company

Case No. 2012-00520

Response to PSC DR1, Item 31

Account	Description	Doc Type	Document Number	Posting Date	Amount
75840000	Lobbying Expenses	KR	5000002382	10/23/2012	5,890.40
88107000	CAP Move-CWIP	UZ	2000000301	10/23/2012	351.64
88107000	CAP Move-CWIP	UZ	2000000301	10/23/2012	10,888.91
88107000	CAP Move-CWIP	UZ	2000000301	10/23/2012	7,639.85
88107000	CAP Move-CWIP	UZ	2000000299	10/23/2012	4,591.33
88107000	CAP Move-CWIP	UZ	2000000301	10/23/2012	611.70
88107000	CAP Move-CWIP	UZ	2000000301	10/23/2012	545.71
88107000	CAP Move-CWIP	UZ	2000000303	10/23/2012	(309.22)
88107000	CAP Move-CWIP	UZ	2000000301	10/23/2012	3,484.91
88107000	CAP Move-CWIP	UZ	2000000299	10/23/2012	(149.29)
88257100	CAP Move-RWIP	UZ	2000000299	10/23/2012	823.37
88257100	CAP Move-RWIP	UZ	2000000299	10/23/2012	(16.59)
88900000	CAP Move-Settlement	UZ	2000000301	10/23/2012	(351.64)
88900000	CAP Move-Settlement	UZ	2000000301	10/23/2012	(10,888.91)
88900000	CAP Move-Settlement	UZ	2000000301	10/23/2012	(7,639.85)
88900000	CAP Move-Settlement	UZ	2000000299	10/23/2012	(4,591.33)
88900000	CAP Move-Settlement	UZ	2000000301	10/23/2012	(611.70)
88900000	CAP Move-Settlement	UZ	2000000301	10/23/2012	(545.71)
88900000	CAP Move-Settlement	UZ	2000000303	10/23/2012	309.22
88900000	CAP Move-Settlement	UZ	2000000301	10/23/2012	(3,484.91)
88900000	CAP Move-Settlement	UZ	2000000299	10/23/2012	(823.37)
88900000	CAP Move-Settlement	UZ	2000000299	10/23/2012	165.88
40111000	Res Sales Billed	ZA	9400001089	10/24/2012	(4.15)
40111000	Res Sales Billed	ZA	9400001089	10/24/2012	(4.92)
40111000	Res Sales Billed	ZA	9400001089	10/24/2012	(356,532.73)
40121000	Com Sales Billed	ZA	9400001089	10/24/2012	(2,985.25)
40121000	Com Sales Billed	ZA	9400001089	10/24/2012	(216,796.24)
40131000	Ind Sales Billed	ZA	9400001089	10/24/2012	(263.99)
40145000	Priv Fire Billed	ZA	9400001089	10/24/2012	(10,371.75)
40151000	Publ Auth Billed	ZA	9400001089	10/24/2012	(7,379.56)
40151000	Publ Auth Billed	ZA	9400001089	10/24/2012	(273.82)
40310400	OthRev-NSF Ck Chrg	ZA	9400001089	10/24/2012	(36.00)
40310500	OthRev-Appl/InitFee	ZA	9400001089	10/24/2012	(104.00)
40310500	OthRev-Appl/InitFee	ZA	9400001089	10/24/2012	(5,356.00)
40310700	OthRev-Reconnct Fee	ZA	9400001089	10/24/2012	(780.00)
50510000	PBOP Expense	SA	100001422	10/24/2012	(3,841.00)
51510000	Purchased Power	ZN	5000002395	10/24/2012	445.23
52000000	M&S Expense (O&M)	WA	5000002385	10/24/2012	(2,158.44)
52000000	M&S Expense (O&M)	WA	5000002386	10/24/2012	122.70
52000000	M&S Expense (O&M)	WA	5000002387	10/24/2012	(10,792.20)
52000000	M&S Expense (O&M)	WA	5000002388	10/24/2012	613.51
52000000	M&S Expense (O&M)	WA	5000002390	10/24/2012	(8,633.76)
52000000	M&S Expense (O&M)	WA	5000002391	10/24/2012	490.81
52000000	M&S Expense (O&M)	WA	5000002392	10/24/2012	243.99
52000000	M&S Expense (O&M)	WA	5000002392	10/24/2012	133.89
52000000	M&S Expense (O&M)	WA	5000002392	10/24/2012	770.85
52000000	M&S Expense (O&M)	WA	5000002394	10/24/2012	1,009.89
52000000	M&S Expense (O&M)	WA	5000002394	10/24/2012	838.85
52000000	M&S Expense (O&M)	WA	5000002394	10/24/2012	243.99
52000000	M&S Expense (O&M)	WA	5000002394	10/24/2012	133.89
52000000	M&S Expense (O&M)	WA	5000002394	10/24/2012	256.95
52000000	M&S Expense (O&M)	WA	5000002394	10/24/2012	757.78
52000000	M&S Expense (O&M)	WA	5000002405	10/24/2012	86.08

Kentucky American Water Company  
Case No. 2012-00520  
Response to PSC DR1, Item 31

Account	Description	Doc Type	Document Number	Posting Date	Amount
52000000	M&S Expense (O&M)	WA	5000002406	10/24/2012	(114.45)
52000000	M&S Expense (O&M)	UZ	2000000306	10/24/2012	(1,148.73)
52000000	M&S Expense (O&M)	UZ	2000000306	10/24/2012	(3,241.35)
52000000	M&S Expense (O&M)	UZ	2000000306	10/24/2012	2,158.44
52000000	M&S Expense (O&M)	UZ	2000000306	10/24/2012	(122.70)
52000000	M&S Expense (O&M)	UZ	2000000306	10/24/2012	8,633.76
52000000	M&S Expense (O&M)	UZ	2000000306	10/24/2012	(490.81)
52000000	M&S Expense (O&M)	UZ	2000000306	10/24/2012	(613.51)
52000000	M&S Expense (O&M)	UZ	2000000306	10/24/2012	10,792.20
52500000	Misc Expense (O&M)	RE	5000002389	10/24/2012	(0.01)
52532000	Electricity	ZN	5000002407	10/24/2012	21.17
52562000	Office Supplies	RE	5000002409	10/24/2012	(0.01)
52583000	Water & WW	UZ	2000000304	10/24/2012	520.53
52585000	Discounts Available	ZP	3000004066	10/24/2012	(48.69)
53150000	Contr Svc-Other	RE	5000002397	10/24/2012	(4,226.25)
53150000	Contr Svc-Other	UZ	2000000310	10/24/2012	(3,594.00)
53150000	Contr Svc-Other	UZ	2000000310	10/24/2012	3,594.00
53150000	Contr Svc-Other	UZ	2000000304	10/24/2012	20,673.08
53150000	Contr Svc-Other	UZ	2000000308	10/24/2012	4,226.25
72802100	CIAC Rcpt Non-SrvClr	DR	4000002771	10/24/2012	(817.00)
72802100	CIAC Rcpt Non-SrvClr	DR	4000002771	10/24/2012	(1,634.00)
72802100	CIAC Rcpt Non-SrvClr	DR	4000002776	10/24/2012	(25.00)
88107000	CAP Move-CWIP	UZ	2000000311	10/24/2012	3,594.00
88107000	CAP Move-CWIP	UZ	2000000311	10/24/2012	(3,594.00)
88107000	CAP Move-CWIP	UZ	2000000307	10/24/2012	1,148.73
88107000	CAP Move-CWIP	UZ	2000000307	10/24/2012	3,241.35
88107000	CAP Move-CWIP	UZ	2000000307	10/24/2012	(2,158.44)
88107000	CAP Move-CWIP	UZ	2000000307	10/24/2012	122.70
88107000	CAP Move-CWIP	UZ	2000000307	10/24/2012	490.81
88107000	CAP Move-CWIP	UZ	2000000307	10/24/2012	(8,633.76)
88107000	CAP Move-CWIP	UZ	2000000307	10/24/2012	(10,792.20)
88107000	CAP Move-CWIP	UZ	2000000307	10/24/2012	613.51
88107000	CAP Move-CWIP	UZ	2000000305	10/24/2012	(20,673.08)
88107000	CAP Move-CWIP	UZ	2000000309	10/24/2012	(4,226.25)
88107000	CAP Move-CWIP	UZ	2000000305	10/24/2012	(520.53)
88900000	CAP Move-Settlement	UZ	2000000311	10/24/2012	(3,594.00)
88900000	CAP Move-Settlement	UZ	2000000311	10/24/2012	3,594.00
88900000	CAP Move-Settlement	UZ	2000000307	10/24/2012	(1,148.73)
88900000	CAP Move-Settlement	UZ	2000000307	10/24/2012	(3,241.35)
88900000	CAP Move-Settlement	UZ	2000000307	10/24/2012	(122.70)
88900000	CAP Move-Settlement	UZ	2000000307	10/24/2012	2,158.44
88900000	CAP Move-Settlement	UZ	2000000307	10/24/2012	(490.81)
88900000	CAP Move-Settlement	UZ	2000000307	10/24/2012	8,633.76
88900000	CAP Move-Settlement	UZ	2000000307	10/24/2012	(613.51)
88900000	CAP Move-Settlement	UZ	2000000307	10/24/2012	10,792.20
88900000	CAP Move-Settlement	UZ	2000000305	10/24/2012	20,673.08
88900000	CAP Move-Settlement	UZ	2000000309	10/24/2012	4,226.25
88900000	CAP Move-Settlement	UZ	2000000305	10/24/2012	520.53
40111000	Res Sales Billed	ZA	9400001090	10/25/2012	(5.46)
40111000	Res Sales Billed	ZA	9400001090	10/25/2012	(2.67)
40111000	Res Sales Billed	ZA	9400001090	10/25/2012	(126,271.46)
40121000	Com Sales Billed	ZA	9400001090	10/25/2012	(797.79)
40121000	Com Sales Billed	ZA	9400001090	10/25/2012	(277.00)

Kentucky American Water Company  
Case No. 2012-00520  
Response to PSC DR1, Item 31

Account	Description	Doc Type	Document Number	Posting Date	Amount
40121000	Com Sales Billed	ZA	9400001090	10/25/2012	(99,341.39)
40131000	Ind Sales Billed	ZA	9400001090	10/25/2012	(3,423.79)
40145000	Priv Fire Billed	ZA	9400001090	10/25/2012	(4,640.58)
40151000	Publ Auth Billed	ZA	9400001090	10/25/2012	(14,031.02)
40221000	Com WW Svc Billed	ZA	9400001090	10/25/2012	(262.39)
40310400	OthRev-NSF Ck Chrg	ZA	9400001090	10/25/2012	(72.00)
40310500	OthRev-Appl/InitFee	ZA	9400001090	10/25/2012	(78.00)
40310500	OthRev-Appl/InitFee	ZA	9400001090	10/25/2012	(2,054.00)
40310700	OthRev-Reconnct Fee	ZA	9400001090	10/25/2012	(338.00)
52000000	M&S Expense (O&M)	ZF	5000002380	10/25/2012	15,425.29
52000000	M&S Expense (O&M)	ZF	5000002381	10/25/2012	1,244.13
52000000	M&S Expense (O&M)	KR	5000002412	10/25/2012	79.29
52000000	M&S Expense (O&M)	KG	5000002416	10/25/2012	(2,301.64)
52000000	M&S Expense (O&M)	KR	5000002423	10/25/2012	165.14
52000000	M&S Expense (O&M)	KR	5000002423	10/25/2012	111.27
52000000	M&S Expense (O&M)	KR	5000002427	10/25/2012	824.68
52000000	M&S Expense (O&M)	KR	5000002427	10/25/2012	824.68
52000000	M&S Expense (O&M)	KR	5000002427	10/25/2012	652.28
52000000	M&S Expense (O&M)	KR	5000002429	10/25/2012	4,006.80
52000000	M&S Expense (O&M)	KR	5000002429	10/25/2012	222.60
52000000	M&S Expense (O&M)	WA	5000002441	10/25/2012	142.57
52000000	M&S Expense (O&M)	WA	5000002442	10/25/2012	(11.71)
52000000	M&S Expense (O&M)	WA	5000002443	10/25/2012	(156.17)
52000000	M&S Expense (O&M)	WA	5000002443	10/25/2012	(17.50)
52000000	M&S Expense (O&M)	WA	5000002444	10/25/2012	167.89
52000000	M&S Expense (O&M)	WA	5000002444	10/25/2012	17.50
52000000	M&S Expense (O&M)	KR	5000002450	10/25/2012	282.63
52000000	M&S Expense (O&M)	KR	5000002451	10/25/2012	824.68
52000000	M&S Expense (O&M)	KR	5000002451	10/25/2012	824.68
52000000	M&S Expense (O&M)	KR	5000002451	10/25/2012	652.28
52000000	M&S Expense (O&M)	UZ	2000000312	10/25/2012	(86.08)
52000000	M&S Expense (O&M)	UZ	2000000318	10/25/2012	(142.57)
52000000	M&S Expense (O&M)	UZ	2000000312	10/25/2012	114.45
52000000	M&S Expense (O&M)	UZ	2000000318	10/25/2012	(16,669.42)
52000000	M&S Expense (O&M)	UZ	2000000318	10/25/2012	173.67
52000000	M&S Expense (O&M)	UZ	2000000318	10/25/2012	(185.39)
52000000	M&S Expense (O&M)	UZ	2000000318	10/25/2012	11.71
52000000	M&S Expense (O&M)	UZ	2000000314	10/25/2012	2,301.64
52000000	M&S Expense (O&M)	UZ	2000000316	10/25/2012	(2,301.64)
52500000	Misc Expense (O&M)	KR	5000002413	10/25/2012	1,331.49
52500000	Misc Expense (O&M)	KR	5000002422	10/25/2012	69.12
52500000	Misc Expense (O&M)	KR	5000002422	10/25/2012	63.85
52500000	Misc Expense (O&M)	KG	5000002424	10/25/2012	(79.66)
52500000	Misc Expense (O&M)	KG	5000002426	10/25/2012	(112.64)
52500000	Misc Expense (O&M)	KR	5000002428	10/25/2012	211.95
52532000	Electricity	ZN	5000002445	10/25/2012	26.93
52534000	Employee Expenses	ZF	5000002400	10/25/2012	89.00
52548100	Hiring Costs	KR	5000002411	10/25/2012	53.00
52554500	Lab Supplies	RE	5000002410	10/25/2012	24.26
52554500	Lab Supplies	WE	5000002439	10/25/2012	339.62
52554500	Lab Supplies	WE	5000002440	10/25/2012	264.96
52554500	Lab Supplies	WE	5000002440	10/25/2012	86.11
52562000	Office Supplies	DR	4000002825	10/25/2012	(1,019.64)

## Kentucky American Water Company

Case No. 2012-00520

Response to PSC DR1, Item 31

Account	Description	Doc Type	Document Number	Posting Date	Amount
52562000	Office Supplies	KR	5000002448	10/25/2012	54.47
52562000	Office Supplies	KR	5000002449	10/25/2012	59.51
52574000	Telephone	ZC	9400001088	10/25/2012	98.00
52574000	Telephone	ZC	9400001088	10/25/2012	41.57
52574000	Telephone	ZC	9400001088	10/25/2012	43.97
52574000	Telephone	ZC	9400001088	10/25/2012	1,203.15
52574000	Telephone	ZC	9400001088	10/25/2012	41.57
52574000	Telephone	ZC	9400001088	10/25/2012	156.34
52574000	Telephone	ZC	9400001088	10/25/2012	114.66
52574000	Telephone	ZC	9400001088	10/25/2012	40.20
52574000	Telephone	ZC	9400001088	10/25/2012	2,538.14
52574100	Cell Phone	ZC	9400001088	10/25/2012	738.88
52574100	Cell Phone	ZC	9400001088	10/25/2012	47.41
52574100	Cell Phone	ZC	9400001088	10/25/2012	47.41
52574100	Cell Phone	ZC	9400001088	10/25/2012	944.06
52574100	Cell Phone	ZC	9400001088	10/25/2012	711.51
52578000	Trash Removal	KR	5000002414	10/25/2012	102.19
52578000	Trash Removal	KR	5000002415	10/25/2012	67.86
52583000	Water & WW	KR	5000002454	10/25/2012	675.83
53150000	Contr Svc-Other	ZF	5000002418	10/25/2012	2,668.43
53150000	Contr Svc-Other	KR	5000002420	10/25/2012	1,001.70
53150000	Contr Svc-Other	KR	5000002421	10/25/2012	208.23
53150000	Contr Svc-Other	RE	5000002425	10/25/2012	(2,100.06)
53150000	Contr Svc-Other	WE	5000002432	10/25/2012	2,944.81
53150000	Contr Svc-Other	UZ	2000000316	10/25/2012	2,100.06
53150000	Contr Svc-Other	UZ	2000000316	10/25/2012	(2,944.81)
53152000	Contr Svc-Lab Testng	KR	5000002417	10/25/2012	869.20
54140000	Rents-Equip	KG	5000002431	10/25/2012	(1,624.84)
57010000	Uncoll Accts Exp	ZA	9400001090	10/25/2012	(531.86)
72802000	CIAC Rcpt Svcs Clrg	DR	4000002830	10/25/2012	(1,569.00)
72802000	CIAC Rcpt Svcs Clrg	UZ	2000000312	10/25/2012	1,569.00
72802100	CIAC Rcpt Non-SrvClr	DR	4000002819	10/25/2012	(6,536.00)
72802100	CIAC Rcpt Non-SrvClr	UZ	2000000312	10/25/2012	7,353.00
88107000	CAP Move-CWIP	UZ	2000000313	10/25/2012	86.08
88107000	CAP Move-CWIP	UZ	2000000319	10/25/2012	142.57
88107000	CAP Move-CWIP	UZ	2000000313	10/25/2012	(114.45)
88107000	CAP Move-CWIP	UZ	2000000319	10/25/2012	16,669.42
88107000	CAP Move-CWIP	UZ	2000000319	10/25/2012	(119.83)
88107000	CAP Move-CWIP	UZ	2000000319	10/25/2012	127.91
88107000	CAP Move-CWIP	UZ	2000000319	10/25/2012	(10.19)
88107000	CAP Move-CWIP	UZ	2000000315	10/25/2012	(2,301.64)
88107000	CAP Move-CWIP	UZ	2000000317	10/25/2012	2,301.64
88107000	CAP Move-CWIP	UZ	2000000317	10/25/2012	(2,100.06)
88107000	CAP Move-CWIP	UZ	2000000317	10/25/2012	2,944.81
88257100	CAP Move-RWIP	UZ	2000000319	10/25/2012	(53.84)
88257100	CAP Move-RWIP	UZ	2000000319	10/25/2012	57.48
88257100	CAP Move-RWIP	UZ	2000000319	10/25/2012	(1.52)
88271170	CAP Move-CIAC NT WIP	UZ	2000000313	10/25/2012	(7,353.00)
88271270	CAP Move-CIAC Tx WIP	UZ	2000000313	10/25/2012	(1,569.00)
88900000	CAP Move-Settlement	UZ	2000000313	10/25/2012	(86.08)
88900000	CAP Move-Settlement	UZ	2000000319	10/25/2012	(142.57)
88900000	CAP Move-Settlement	UZ	2000000313	10/25/2012	114.45
88900000	CAP Move-Settlement	UZ	2000000319	10/25/2012	(16,669.42)

Kentucky American Water Company  
Case No. 2012-00520  
Response to PSC DR1, Item 31

Account	Description	Doc Type	Document Number	Posting Date	Amount
88900000	CAP Move-Settlement	UZ	2000000313	10/25/2012	1,569.00
88900000	CAP Move-Settlement	UZ	2000000313	10/25/2012	7,353.00
88900000	CAP Move-Settlement	UZ	2000000319	10/25/2012	173.67
88900000	CAP Move-Settlement	UZ	2000000319	10/25/2012	(185.39)
88900000	CAP Move-Settlement	UZ	2000000319	10/25/2012	11.71
88900000	CAP Move-Settlement	UZ	2000000315	10/25/2012	2,301.64
88900000	CAP Move-Settlement	UZ	2000000317	10/25/2012	(2,301.64)
88900000	CAP Move-Settlement	UZ	2000000317	10/25/2012	2,100.06
88900000	CAP Move-Settlement	UZ	2000000317	10/25/2012	(2,944.81)
40111000	Res Sales Billed	ZA	9400001091	10/26/2012	(182,373.42)
40111000	Res Sales Billed	ZA	9400001091	10/26/2012	(18.52)
40111000	Res Sales Billed	ZA	9400001091	10/26/2012	(20.35)
40121000	Com Sales Billed	ZA	9400001091	10/26/2012	(26,848.18)
40121000	Com Sales Billed	ZA	9400001091	10/26/2012	(1,434.58)
40131000	Ind Sales Billed	ZA	9400001091	10/26/2012	(1,375.04)
40145000	Priv Fire Billed	ZA	9400001091	10/26/2012	(3,261.89)
40151000	Publ Auth Billed	ZA	9400001091	10/26/2012	(8,926.30)
40221000	Com WW Svc Billed	ZA	9400001091	10/26/2012	(2,121.83)
40310400	OthRev-NSF Ck Chrg	ZA	9400001091	10/26/2012	(108.00)
40310500	OthRev-Appl/InitFee	ZA	9400001091	10/26/2012	(52.00)
40310500	OthRev-Appl/InitFee	ZA	9400001091	10/26/2012	(1,794.00)
40310700	OthRev-Reconnct Fee	ZA	9400001091	10/26/2012	(156.00)
50452000	Emp Physical Exams	KR	5000002458	10/26/2012	301.21
50452000	Emp Physical Exams	KR	5000002459	10/26/2012	328.31
50452000	Emp Physical Exams	KR	5000002460	10/26/2012	317.21
52000000	M&S Expense (O&M)	KR	5000002469	10/26/2012	1,300.15
52000000	M&S Expense (O&M)	KA	5000002486	10/26/2012	(15,425.29)
52000000	M&S Expense (O&M)	KA	5000002487	10/26/2012	(1,244.13)
52000000	M&S Expense (O&M)	WA	5000002501	10/26/2012	378.89
52000000	M&S Expense (O&M)	UZ	2000000320	10/26/2012	(2,301.64)
52500000	Misc Expense (O&M)	KR	5000002488	10/26/2012	0.12
52500000	Misc Expense (O&M)	KR	5000002489	10/26/2012	(8.31)
52514903	Cust Edu Comm-Issues	KR	5000002463	10/26/2012	150.52
52546000	Grounds Keeping	KR	5000002468	10/26/2012	665.68
52546000	Grounds Keeping	KR	5000002470	10/26/2012	275.60
52546000	Grounds Keeping	KR	5000002472	10/26/2012	201.40
52546000	Grounds Keeping	KR	5000002473	10/26/2012	159.00
52546000	Grounds Keeping	KR	5000002476	10/26/2012	53.00
52546000	Grounds Keeping	KR	5000002478	10/26/2012	444.14
52546000	Grounds Keeping	KR	5000002478	10/26/2012	53.00
52546000	Grounds Keeping	KR	5000002478	10/26/2012	21.20
52562500	Overnight Shippng	KR	5000002464	10/26/2012	190.28
52562500	Overnight Shippng	KR	5000002465	10/26/2012	197.80
52583000	Water & WW	KR	5000002477	10/26/2012	998.64
52583000	Water & WW	KR	5000002479	10/26/2012	15.91
52583000	Water & WW	KR	5000002480	10/26/2012	19.46
52583000	Water & WW	KR	5000002481	10/26/2012	37.14
52583000	Water & WW	KR	5000002482	10/26/2012	24.76
52583000	Water & WW	KR	5000002483	10/26/2012	6.73
52583000	Water & WW	KR	5000002484	10/26/2012	15.91
53150000	Contr Svc-Other	SA	100001441	10/26/2012	500.00
53150000	Contr Svc-Other	SA	100001443	10/26/2012	13,999.04
53150000	Contr Svc-Other	KR	5000002467	10/26/2012	512.90

## Kentucky American Water Company

Case No. 2012-00520

Response to PSC DR1, Item 31

Account	Description	Doc Type	Document Number	Posting Date	Amount
53150000	Contr Svc-Other	KR	5000002467	10/26/2012	296.80
53150000	Contr Svc-Other	KR	5000002467	10/26/2012	155.82
53150000	Contr Svc-Other	KR	5000002471	10/26/2012	375.29
53150000	Contr Svc-Other	KR	5000002471	10/26/2012	375.31
53150000	Contr Svc-Other	KR	5000002471	10/26/2012	375.31
53150000	Contr Svc-Other	KR	5000002471	10/26/2012	375.31
53150000	Contr Svc-Other	KR	5000002471	10/26/2012	375.31
53150000	Contr Svc-Other	KR	5000002471	10/26/2012	375.28
53150000	Contr Svc-Other	KR	5000002475	10/26/2012	526.82
53150000	Contr Svc-Other	KR	5000002485	10/26/2012	1,021.84
53150000	Contr Svc-Other	UZ	2000000322	10/26/2012	(500.00)
53150000	Contr Svc-Other	UZ	2000000322	10/26/2012	(375.31)
53150000	Contr Svc-Other	UZ	2000000322	10/26/2012	(375.28)
53150000	Contr Svc-Other	UZ	2000000322	10/26/2012	(375.31)
53150000	Contr Svc-Other	UZ	2000000322	10/26/2012	(375.31)
53150000	Contr Svc-Other	UZ	2000000322	10/26/2012	(375.29)
53151000	Contr Svc-Temp EE	KR	5000002474	10/26/2012	162.33
57010000	Uncoll Accts Exp	ZA	9400001091	10/26/2012	(12.16)
57010000	Uncoll Accts Exp	ZA	9400001091	10/26/2012	(980.14)
62510000	Amort Def Maint	SA	100001438	10/26/2012	3,019.97
62510000	Amort Def Maint	SA	100001438	10/26/2012	(3,019.97)
62510000	Amort Def Maint	SA	100001438	10/26/2012	5,260.36
62510000	Amort Def Maint	SA	100001438	10/26/2012	(5,260.36)
62510000	Amort Def Maint	SA	100001438	10/26/2012	1,281.93
62510000	Amort Def Maint	SA	100001438	10/26/2012	(1,281.93)
62510000	Amort Def Maint	SA	100001438	10/26/2012	2,149.90
62510000	Amort Def Maint	SA	100001438	10/26/2012	(2,149.90)
62510000	Amort Def Maint	SA	100001438	10/26/2012	1,469.26
62510000	Amort Def Maint	SA	100001438	10/26/2012	(1,469.26)
62510000	Amort Def Maint	SA	100001438	10/26/2012	416.66
62510000	Amort Def Maint	SA	100001438	10/26/2012	(416.66)
62510000	Amort Def Maint	SA	100001438	10/26/2012	1,800.99
62510000	Amort Def Maint	SA	100001438	10/26/2012	(1,800.99)
62510000	Amort Def Maint	SA	100001438	10/26/2012	276.13
62510000	Amort Def Maint	SA	100001438	10/26/2012	(276.13)
62510000	Amort Def Maint	SA	100001438	10/26/2012	809.76
62510000	Amort Def Maint	SA	100001438	10/26/2012	(809.76)
62510000	Amort Def Maint	SA	100001438	10/26/2012	382.23
62510000	Amort Def Maint	SA	100001438	10/26/2012	(382.23)
62510000	Amort Def Maint	SA	100001438	10/26/2012	148.44
62510000	Amort Def Maint	SA	100001438	10/26/2012	(148.44)
62510000	Amort Def Maint	SA	100001438	10/26/2012	189.97
62510000	Amort Def Maint	SA	100001438	10/26/2012	(189.97)
62510000	Amort Def Maint	SA	100001438	10/26/2012	2,238.71
62510000	Amort Def Maint	SA	100001438	10/26/2012	(2,238.71)
62510000	Amort Def Maint	SA	100001438	10/26/2012	619.56
62510000	Amort Def Maint	SA	100001438	10/26/2012	(619.56)
62510000	Amort Def Maint	SA	100001438	10/26/2012	7,172.91
62510000	Amort Def Maint	SA	100001438	10/26/2012	(7,172.91)
62510000	Amort Def Maint	SA	100001438	10/26/2012	3,590.84
62510000	Amort Def Maint	SA	100001438	10/26/2012	(3,590.84)
62510000	Amort Def Maint	SA	100001438	10/26/2012	554.38
62510000	Amort Def Maint	SA	100001438	10/26/2012	(554.38)



## Kentucky American Water Company

Case No. 2012-00520

Response to PSC DR1, Item 31

Account	Description	Doc Type	Document Number	Posting Date	Amount
62510000	Amort Def Maint	SA	100001438	10/26/2012	2,422.70
62510000	Amort Def Maint	SA	100001438	10/26/2012	(2,422.70)
62510000	Amort Def Maint	SA	100001438	10/26/2012	1,112.32
62510000	Amort Def Maint	SA	100001438	10/26/2012	(1,112.32)
72802100	CIAC Rcpt Non-SrvClr	UZ	2000000320	10/26/2012	2,476.00
72803000	Salvg/Scrap Rcpt Clr	DR	4000002793	10/26/2012	(6,339.45)
88106000	CAP Move-CCNC	UN	2000000326	10/26/2012	(539.10)
88106000	CAP Move-CCNC	UN	2000000326	10/26/2012	(718.80)
88106000	CAP Move-CCNC	UN	2000000326	10/26/2012	(2,336.10)
88106000	CAP Move-CCNC	UN	2000000326	10/26/2012	42.20
88106000	CAP Move-CCNC	UN	2000000326	10/26/2012	92.84
88106000	CAP Move-CCNC	UN	2000000326	10/26/2012	33.75
88106000	CAP Move-CCNC	UN	2000000326	10/26/2012	597.70
88106000	CAP Move-CCNC	UN	2000000326	10/26/2012	100.76
88106000	CAP Move-CCNC	UN	2000000326	10/26/2012	1,045.41
88106000	CAP Move-CCNC	UN	2000000326	10/26/2012	113.36
88106000	CAP Move-CCNC	UN	2000000326	10/26/2012	3.59
88106000	CAP Move-CCNC	UN	2000000326	10/26/2012	4,587.74
88106000	CAP Move-CCNC	UN	2000000326	10/26/2012	6.95
88106000	CAP Move-CCNC	UN	2000000326	10/26/2012	490.30
88106000	CAP Move-CCNC	UN	2000000326	10/26/2012	0.30
88106000	CAP Move-CCNC	UN	2000000326	10/26/2012	30.03
88106000	CAP Move-CCNC	UN	2000000326	10/26/2012	400.90
88106000	CAP Move-CCNC	UN	2000000326	10/26/2012	594.75
88106000	CAP Move-CCNC	UN	2000000326	10/26/2012	817.79
88106000	CAP Move-CCNC	UN	2000000326	10/26/2012	12,802.69
88106000	CAP Move-CCNC	UN	2000000326	10/26/2012	7,631.30
88106000	CAP Move-CCNC	UN	2000000326	10/26/2012	3,422.90
88107000	CAP Move-CWIP	UZ	2000000323	10/26/2012	500.00
88107000	CAP Move-CWIP	UN	2000000326	10/26/2012	3,594.00
88107000	CAP Move-CWIP	UN	2000000326	10/26/2012	(168.79)
88107000	CAP Move-CWIP	UN	2000000326	10/26/2012	(597.70)
88107000	CAP Move-CWIP	UN	2000000326	10/26/2012	(1,259.53)
88107000	CAP Move-CWIP	UN	2000000326	10/26/2012	(4,591.33)
88107000	CAP Move-CWIP	UN	2000000326	10/26/2012	(497.25)
88107000	CAP Move-CWIP	UN	2000000326	10/26/2012	(30.33)
88107000	CAP Move-CWIP	UZ	2000000323	10/26/2012	375.31
88107000	CAP Move-CWIP	UZ	2000000323	10/26/2012	375.28
88107000	CAP Move-CWIP	UN	2000000326	10/26/2012	(400.90)
88107000	CAP Move-CWIP	UZ	2000000323	10/26/2012	258.96
88107000	CAP Move-CWIP	UZ	2000000323	10/26/2012	258.96
88107000	CAP Move-CWIP	UZ	2000000323	10/26/2012	326.50
88107000	CAP Move-CWIP	UN	2000000326	10/26/2012	(594.75)
88107000	CAP Move-CWIP	UZ	2000000321	10/26/2012	2,301.64
88107000	CAP Move-CWIP	UN	2000000326	10/26/2012	(817.79)
88107000	CAP Move-CWIP	UN	2000000326	10/26/2012	(12,802.69)
88107000	CAP Move-CWIP	UN	2000000326	10/26/2012	(7,631.30)
88107000	CAP Move-CWIP	UN	2000000326	10/26/2012	(3,422.90)
88108020	CAP Move-UP A/D Salv	US	2000000327	10/26/2012	(104.95)
88257100	CAP Move-RWIP	UZ	2000000323	10/26/2012	116.35
88257100	CAP Move-RWIP	UZ	2000000323	10/26/2012	116.35
88257100	CAP Move-RWIP	UZ	2000000323	10/26/2012	48.79
88257100	CAP Move-RWIP	US	2000000327	10/26/2012	104.95

Kentucky American Water Company  
Case No. 2012-00520  
Response to PSC DR1, Item 31

Account	Description	Doc Type	Document Number	Posting Date	Amount
88271100	CAP Move-CIAC NT	UN	2000000326	10/26/2012	(31,888.00)
88271170	CAP Move-CIAC NT WIP	UZ	2000000321	10/26/2012	(2,476.00)
88271170	CAP Move-CIAC NT WIP	UN	2000000326	10/26/2012	31,888.00
88271200	CAP Move-CIAC Tax	UN	2000000326	10/26/2012	(8,244.00)
88271270	CAP Move-CIAC Tx WIP	UN	2000000326	10/26/2012	8,244.00
88900000	CAP Move-Settlement	UZ	2000000323	10/26/2012	(500.00)
88900000	CAP Move-Settlement	UZ	2000000323	10/26/2012	(375.31)
88900000	CAP Move-Settlement	UZ	2000000323	10/26/2012	(375.28)
88900000	CAP Move-Settlement	UZ	2000000323	10/26/2012	(375.31)
88900000	CAP Move-Settlement	UZ	2000000321	10/26/2012	2,476.00
88900000	CAP Move-Settlement	UZ	2000000323	10/26/2012	(375.31)
88900000	CAP Move-Settlement	UZ	2000000323	10/26/2012	(375.29)
88900000	CAP Move-Settlement	UZ	2000000321	10/26/2012	(2,301.64)
52000000	M&S Expense (O&M)	UZ	2000000328	10/27/2012	(378.89)
52000000	M&S Expense (O&M)	UZ	2000000328	10/27/2012	16,669.42
52554500	Lab Supplies	RE	5000002502	10/27/2012	13.73
52554500	Lab Supplies	RE	5000002503	10/27/2012	16.91
72803000	Salvg/Scrap Rcpt Clr	UZ	2000000328	10/27/2012	6,339.45
88107000	CAP Move-CWIP	UZ	2000000329	10/27/2012	378.89
88107000	CAP Move-CWIP	UZ	2000000329	10/27/2012	(16,669.42)
88257100	CAP Move-RWIP	UZ	2000000329	10/27/2012	(6,339.45)
88900000	CAP Move-Settlement	UZ	2000000329	10/27/2012	(378.89)
88900000	CAP Move-Settlement	UZ	2000000329	10/27/2012	16,669.42
88900000	CAP Move-Settlement	UZ	2000000329	10/27/2012	6,339.45
52000000	M&S Expense (O&M)	WA	5000002504	10/28/2012	8.73
52000000	M&S Expense (O&M)	WA	5000002504	10/28/2012	8.03
52000000	M&S Expense (O&M)	WA	5000002504	10/28/2012	16.12
52000000	M&S Expense (O&M)	WA	5000002505	10/28/2012	4.54
52000000	M&S Expense (O&M)	WA	5000002506	10/28/2012	18.06
52000000	M&S Expense (O&M)	WA	5000002507	10/28/2012	6.37
52000000	M&S Expense (O&M)	WA	5000002508	10/28/2012	25.14
52000000	M&S Expense (O&M)	WA	5000002508	10/28/2012	122.70
40111000	Res Sales Billed	ZA	9400001152	10/29/2012	(6.06)
40111000	Res Sales Billed	ZA	9400001152	10/29/2012	(14.77)
40111000	Res Sales Billed	ZA	9400001152	10/29/2012	(38.98)
40111000	Res Sales Billed	ZA	9400001152	10/29/2012	(173,306.63)
40121000	Com Sales Billed	ZA	9400001152	10/29/2012	(42,759.77)
40145000	Priv Fire Billed	ZA	9400001152	10/29/2012	(32.63)
40151000	Publ Auth Billed	ZA	9400001152	10/29/2012	(260.77)
40211000	Dom WW Svc Billed	ZA	9400001152	10/29/2012	(13.24)
40310400	OthRev-NSF Ck Chrg	ZA	9400001152	10/29/2012	12.00
40310400	OthRev-NSF Ck Chrg	ZA	9400001152	10/29/2012	(108.00)
40310500	OthRev-Appl/InitFee	ZA	9400001152	10/29/2012	(1,560.00)
40310700	OthRev-Reconnct Fee	ZA	9400001152	10/29/2012	(234.00)
52000000	M&S Expense (O&M)	KR	5000002510	10/29/2012	55.60
52000000	M&S Expense (O&M)	KR	5000002510	10/29/2012	27.80
52000000	M&S Expense (O&M)	KR	5000002511	10/29/2012	307.40
52000000	M&S Expense (O&M)	WA	5000002513	10/29/2012	63,763.84
52000000	M&S Expense (O&M)	KR	5000002526	10/29/2012	477.53
52000000	M&S Expense (O&M)	KR	5000002526	10/29/2012	212.06
52000000	M&S Expense (O&M)	KR	5000002527	10/29/2012	450.50
52000000	M&S Expense (O&M)	KR	5000002528	10/29/2012	161.34
52000000	M&S Expense (O&M)	KR	5000002536	10/29/2012	37,939.32

Kentucky American Water Company  
Case No. 2012-00520  
Response to PSC DR1, Item 31

Account	Description	Doc Type	Document Number	Posting Date	Amount
52000000	M&S Expense (O&M)	UZ	2000000332	10/29/2012	(63,763.84)
52000000	M&S Expense (O&M)	UZ	2000000331	10/29/2012	(50.94)
52000000	M&S Expense (O&M)	UZ	2000000331	10/29/2012	(4.54)
52500000	Misc Expense (O&M)	KR	5000002509	10/29/2012	117.66
52500000	Misc Expense (O&M)	KR	5000002509	10/29/2012	111.27
52500000	Misc Expense (O&M)	KR	5000002509	10/29/2012	111.27
52500000	Misc Expense (O&M)	KR	5000002512	10/29/2012	278.09
52500000	Misc Expense (O&M)	WE	5000002520	10/29/2012	2,196.32
52500000	Misc Expense (O&M)	WE	5000002520	10/29/2012	2,196.32
52500000	Misc Expense (O&M)	KR	5000002531	10/29/2012	190.80
52500000	Misc Expense (O&M)	UZ	2000000332	10/29/2012	(2,196.32)
52500000	Misc Expense (O&M)	UZ	2000000332	10/29/2012	(2,196.32)
52550000	Janitorial	KR	5000002531	10/29/2012	318.00
52554500	Lab Supplies	WE	5000002525	10/29/2012	239.58
52554500	Lab Supplies	WE	5000002535	10/29/2012	5,876.64
53150000	Contr Svc-Other	KR	5000002529	10/29/2012	73.03
53150000	Contr Svc-Other	KR	5000002532	10/29/2012	83.45
53150000	Contr Svc-Other	KR	5000002533	10/29/2012	47.81
53150000	Contr Svc-Other	UZ	2000000334	10/29/2012	(13,999.04)
53155000	Contr Svc-Legal	KR	5000002514	10/29/2012	106.00
54140000	Rents-Equip	KR	5000002530	10/29/2012	210.28
57010000	Uncoll Accts Exp	ZA	9400001152	10/29/2012	(417.00)
72802100	CIAC Rcpt Non-SrvClr	DR	4000002886	10/29/2012	(16,358.00)
88107000	CAP Move-CWIP	UZ	2000000333	10/29/2012	63,763.84
88107000	CAP Move-CWIP	UZ	2000000335	10/29/2012	13,859.05
88107000	CAP Move-CWIP	UZ	2000000333	10/29/2012	2,196.32
88107000	CAP Move-CWIP	UZ	2000000333	10/29/2012	2,196.32
88107000	CAP Move-CWIP	UZ	2000000330	10/29/2012	50.94
88107000	CAP Move-CWIP	UZ	2000000330	10/29/2012	4.54
88257100	CAP Move-RWIP	UZ	2000000335	10/29/2012	139.99
88900000	CAP Move-Settlement	UZ	2000000333	10/29/2012	(63,763.84)
88900000	CAP Move-Settlement	UZ	2000000335	10/29/2012	(13,999.04)
88900000	CAP Move-Settlement	UZ	2000000333	10/29/2012	(2,196.32)
88900000	CAP Move-Settlement	UZ	2000000333	10/29/2012	(2,196.32)
88900000	CAP Move-Settlement	UZ	2000000330	10/29/2012	(50.94)
88900000	CAP Move-Settlement	UZ	2000000330	10/29/2012	(4.54)
40111000	Res Sales Billed	ZA	9400001153	10/30/2012	(170,179.65)
40111000	Res Sales Billed	ZA	9400001153	10/30/2012	1,557.24
40111000	Res Sales Billed	ZA	9400001153	10/30/2012	(11.28)
40121000	Com Sales Billed	ZA	9400001153	10/30/2012	7,000.40
40145000	Priv Fire Billed	ZA	9400001153	10/30/2012	1,670.12
40151000	Publ Auth Billed	ZA	9400001153	10/30/2012	(1,317.18)
40211000	Dom WW Svc Billed	ZA	9400001153	10/30/2012	(19.82)
40310400	OthRev-NSF Ck Chrg	ZA	9400001153	10/30/2012	(36.00)
40310500	OthRev-Appl/InitFee	ZA	9400001153	10/30/2012	(26.00)
40310500	OthRev-Appl/InitFee	ZA	9400001153	10/30/2012	(490.00)
40310500	OthRev-Appl/InitFee	ZA	9400001153	10/30/2012	(1,872.00)
40310700	OthRev-Reconnct Fee	ZA	9400001153	10/30/2012	(130.00)
50171000	Annual Incent Plan	SA	100001529	10/30/2012	19,331.37
50171000	Annual Incent Plan	CF	9300004243	10/30/2012	19,331.37
50171000	Annual Incent Plan	CF	9300004243	10/30/2012	(19,331.37)
50423000	ESPP Expense	SA	100001465	10/30/2012	863.58
51110000	Waste Disposal	WA	5000002545	10/30/2012	4,779.54

## Kentucky American Water Company

Case No. 2012-00520

Response to PSC DR1, Item 31

Account	Description	Doc Type	Document Number	Posting Date	Amount
51110000	Waste Disposal	WA	5000002545	10/30/2012	213.58
51110000	Waste Disposal	WA	5000002548	10/30/2012	27.60
51110000	Waste Disposal	WA	5000002563	10/30/2012	9,230.79
51110000	Waste Disposal	SR	9600000071	10/30/2012	5,333.00
51800000	Chemicals	WA	5000002544	10/30/2012	631.19
51800000	Chemicals	WA	5000002544	10/30/2012	2,579.64
51800000	Chemicals	WA	5000002544	10/30/2012	1,760.06
51800000	Chemicals	WA	5000002544	10/30/2012	17,003.05
51800000	Chemicals	WA	5000002544	10/30/2012	2,337.26
51800000	Chemicals	WA	5000002544	10/30/2012	282.20
51800000	Chemicals	WA	5000002544	10/30/2012	1,477.78
51800000	Chemicals	WA	5000002544	10/30/2012	16.60
51800000	Chemicals	WA	5000002544	10/30/2012	3,552.17
51800000	Chemicals	WA	5000002546	10/30/2012	(159.45)
51800000	Chemicals	WA	5000002547	10/30/2012	449.61
51800000	Chemicals	WA	5000002547	10/30/2012	5,411.34
51800000	Chemicals	WA	5000002547	10/30/2012	223.04
51800000	Chemicals	WA	5000002547	10/30/2012	52.50
51800000	Chemicals	WA	5000002547	10/30/2012	2,139.05
51800000	Chemicals	WA	5000002547	10/30/2012	1,283.45
51800000	Chemicals	WA	5000002547	10/30/2012	749.50
51800000	Chemicals	WA	5000002549	10/30/2012	53.24
51800000	Chemicals	WA	5000002549	10/30/2012	128.50
51800000	Chemicals	WA	5000002549	10/30/2012	930.66
51800000	Chemicals	WA	5000002560	10/30/2012	1,141.07
51800000	Chemicals	WA	5000002560	10/30/2012	8,178.06
51800000	Chemicals	WA	5000002560	10/30/2012	5,986.14
51800000	Chemicals	WA	5000002560	10/30/2012	34,390.13
51800000	Chemicals	WA	5000002560	10/30/2012	4,654.27
51800000	Chemicals	WA	5000002560	10/30/2012	282.20
51800000	Chemicals	WA	5000002560	10/30/2012	3,784.73
51800000	Chemicals	WA	5000002560	10/30/2012	3,931.37
52000000	M&S Expense (O&M)	SV	100001524	10/30/2012	30,902.65
52000000	M&S Expense (O&M)	SV	100001526	10/30/2012	26,638.57
52000000	M&S Expense (O&M)	WA	5000002562	10/30/2012	23.70
52000000	M&S Expense (O&M)	WA	5000002562	10/30/2012	15.96
52000000	M&S Expense (O&M)	WA	5000002562	10/30/2012	7.87
52000000	M&S Expense (O&M)	WA	5000002562	10/30/2012	51.62
52000000	M&S Expense (O&M)	WA	5000002562	10/30/2012	54.60
52000000	M&S Expense (O&M)	WA	5000002562	10/30/2012	40.76
52000000	M&S Expense (O&M)	WA	5000002562	10/30/2012	81.80
52000000	M&S Expense (O&M)	WA	5000002562	10/30/2012	8.76
52000000	M&S Expense (O&M)	WA	5000002562	10/30/2012	47.71
52000000	M&S Expense (O&M)	UZ	2000000336	10/30/2012	(37,939.32)
52500000	Misc Expense (O&M)	WE	5000002564	10/30/2012	2,031.46
52500000	Misc Expense (O&M)	WE	5000002565	10/30/2012	4,062.92
52520000	Collection Agencies	KR	5000002561	10/30/2012	1,785.03
52534000	Employee Expenses	SV	100001524	10/30/2012	11,955.07
52534000	Employee Expenses	SV	100001526	10/30/2012	12,880.47
52535000	Meals Deductible	SV	100001524	10/30/2012	11,955.08
52535000	Meals Deductible	SV	100001526	10/30/2012	12,880.48
53150000	Contr Svc-Other	WE	5000002115	10/30/2012	(9,500.00)
53150000	Contr Svc-Other	WE	5000002116	10/30/2012	(54,200.00)

Kentucky American Water Company  
Case No. 2012-00520  
Response to PSC DR1, Item 31

Account	Description	Doc Type	Document Number	Posting Date	Amount
53150000	Contr Svc-Other	WE	5000002537	10/30/2012	15,906.55
53150000	Contr Svc-Other	KR	5000002539	10/30/2012	111.30
53150000	Contr Svc-Other	WE	5000002541	10/30/2012	13,491.72
53150000	Contr Svc-Other	WE	5000002542	10/30/2012	68,752.86
53150000	Contr Svc-Other	WE	5000002550	10/30/2012	3,400.00
53150000	Contr Svc-Other	WE	5000002551	10/30/2012	13,509.00
53150000	Contr Svc-Other	WE	5000002552	10/30/2012	1,275.00
53150000	Contr Svc-Other	WE	5000002553	10/30/2012	3,830.00
53150000	Contr Svc-Other	KR	5000002554	10/30/2012	879.45
53150000	Contr Svc-Other	WE	5000002555	10/30/2012	210.00
53150000	Contr Svc-Other	WE	5000002556	10/30/2012	1,005.00
53150000	Contr Svc-Other	WE	5000002558	10/30/2012	22,188.00
53150000	Contr Svc-Other	WE	5000002558	10/30/2012	20,876.50
53150000	Contr Svc-Other	WE	5000002558	10/30/2012	6,837.00
53150000	Contr Svc-Other	WE	5000002558	10/30/2012	33,647.50
53150000	Contr Svc-Other	WE	5000002559	10/30/2012	64.50
53150000	Contr Svc-Other	WE	5000002559	10/30/2012	172.00
55730000	Ins Other	SA	100001487	10/30/2012	55.35
57010000	Uncoll Accts Exp	ZA	9400001153	10/30/2012	6,226.55
57010000	Uncoll Accts Exp	ZA	9400001153	10/30/2012	41,650.75
62520700	Misc Main Pvg/Bckfill	WE	5000002557	10/30/2012	1,000.00
72802000	CIAC Rcpt Svcs Clrg	UZ	2000000336	10/30/2012	1,569.00
72802100	CIAC Rcpt Non-SrvClr	DR	4000002986	10/30/2012	(817.00)
72802100	CIAC Rcpt Non-SrvClr	DR	4000002998	10/30/2012	(817.00)
72802100	CIAC Rcpt Non-SrvClr	DR	4000003007	10/30/2012	(817.00)
72802100	CIAC Rcpt Non-SrvClr	DR	4000003007	10/30/2012	(817.00)
72802100	CIAC Rcpt Non-SrvClr	DR	4000003007	10/30/2012	(817.00)
72802100	CIAC Rcpt Non-SrvClr	UZ	2000000336	10/30/2012	6,536.00
81010000	Interest LTD	TC	3000004977	10/30/2012	201,646.67
81010000	Interest LTD	TC	3000004979	10/30/2012	132,572.92
81010000	Interest LTD	TC	3000004981	10/30/2012	260,377.50
81015000	Interest LTD Interco	TC	3000004983	10/30/2012	1,174,151.04
81015000	Interest LTD Interco	TC	3000004985	10/30/2012	239,687.50
81015000	Interest LTD Interco	TC	3000004987	10/30/2012	578,409.72
81015000	Interest LTD Interco	TC	3000004989	10/30/2012	129,112.92
81015000	Interest LTD Interco	TC	3000004991	10/30/2012	42,083.33
81020000	Div Decl P/S w/ MRR	TC	3000004993	10/30/2012	63,525.00
88107000	CAP Move-CWIP	UZ	2000000337	10/30/2012	37,939.32
88271170	CAP Move-CIAC NT WIP	UZ	2000000337	10/30/2012	(6,536.00)
88271270	CAP Move-CIAC Tx WIP	UZ	2000000337	10/30/2012	(1,569.00)
88900000	CAP Move-Settlement	UZ	2000000337	10/30/2012	1,569.00
88900000	CAP Move-Settlement	UZ	2000000337	10/30/2012	6,536.00
88900000	CAP Move-Settlement	UZ	2000000337	10/30/2012	(37,939.32)
40112000	Res Sales Unbilled	ZK	4500000002	10/31/2012	(2,441,091.35)
40121000	Com Sales Billed	SV	100001471	10/31/2012	32,107.41
40121000	Com Sales Billed	SV	100001471	10/31/2012	635.32
40121000	Com Sales Billed	SV	100001471	10/31/2012	7,813.22
40121000	Com Sales Billed	SV	100001471	10/31/2012	154.55
40122000	Com Sales Unbilled	ZK	4500000002	10/31/2012	(1,263,636.76)
40132000	Ind Sales Unbilled	ZK	4500000002	10/31/2012	(116,753.83)
40152000	Publ Auth Unbilled	ZK	4500000002	10/31/2012	(424,852.81)
40161050	Sls/Rsle Billed I/C	SA	100001473	10/31/2012	(902.59)
40161050	Sls/Rsle Billed I/C	SA	100001473	10/31/2012	(736.09)

## Kentucky American Water Company

Case No. 2012-00520

Response to PSC DR1, Item 31

Account	Description	Doc Type	Document Number	Posting Date	Amount
40162000	SalesforRsls Unbilld	ZK	4500000002	10/31/2012	(141,524.72)
40171300	MiscSlS Bill Unmtrd	SA	100001536	10/31/2012	157,438.62
40310250	OthRev-Rent I/C	SA	100001515	10/31/2012	(26,253.00)
40310300	OthRev-CFO	SA	100001536	10/31/2012	(84,411.44)
40310300	OthRev-CFO	SA	100001536	10/31/2012	(31,717.55)
40310300	OthRev-CFO	SA	100001536	10/31/2012	(41,309.63)
40310600	OthRev-Usage Data	SA	100001470	10/31/2012	(200.00)
40310600	OthRev-Usage Data	SA	100001470	10/31/2012	(100.00)
40310600	OthRev-Usage Data	SA	100001470	10/31/2012	(100.00)
40319900	OthRev-Misc Svc	SA	100001470	10/31/2012	(300.00)
40319900	OthRev-Misc Svc	SA	100001470	10/31/2012	(315.00)
50100000	Labor Expense	SA	100001458	10/31/2012	1,457.76
50100000	Labor Expense	CF	9300002782	10/31/2012	14.23
50100000	Labor Expense	CF	9300002782	10/31/2012	(14.23)
50100000	Labor Expense	CF	9300002783	10/31/2012	74.15
50100000	Labor Expense	CF	9300002783	10/31/2012	(74.15)
50100000	Labor Expense	CF	9300002866	10/31/2012	232.86
50100000	Labor Expense	CF	9300002866	10/31/2012	(232.86)
50100000	Labor Expense	CF	9300002874	10/31/2012	2,296.87
50100000	Labor Expense	CF	9300002874	10/31/2012	(2,296.87)
50100000	Labor Expense	CF	9300002880	10/31/2012	1,327.60
50100000	Labor Expense	CF	9300002880	10/31/2012	(1,327.60)
50100000	Labor Expense	CF	9300002882	10/31/2012	787.20
50100000	Labor Expense	CF	9300002882	10/31/2012	(787.20)
50100000	Labor Expense	CF	9300002887	10/31/2012	189.13
50100000	Labor Expense	CF	9300002887	10/31/2012	(189.13)
50100000	Labor Expense	CF	9300002889	10/31/2012	1,450.48
50100000	Labor Expense	CF	9300002889	10/31/2012	(1,450.48)
50100000	Labor Expense	CF	9300002895	10/31/2012	166.79
50100000	Labor Expense	CF	9300002895	10/31/2012	(166.79)
50100000	Labor Expense	CF	9300002918	10/31/2012	488.80
50100000	Labor Expense	CF	9300002918	10/31/2012	(488.80)
50100000	Labor Expense	CF	9300002932	10/31/2012	2,825.28
50100000	Labor Expense	CF	9300002932	10/31/2012	(2,825.28)
50100000	Labor Expense	CF	9300002952	10/31/2012	7,341.63
50100000	Labor Expense	CF	9300002952	10/31/2012	(7,341.63)
50100000	Labor Expense	CF	9300002954	10/31/2012	477.92
50100000	Labor Expense	CF	9300002954	10/31/2012	(477.92)
50100000	Labor Expense	CF	9300002988	10/31/2012	(218.87)
50100000	Labor Expense	CF	9300002988	10/31/2012	218.87
50100000	Labor Expense	CF	9300002989	10/31/2012	(579.65)
50100000	Labor Expense	CF	9300002989	10/31/2012	579.65
50100000	Labor Expense	CF	9300003065	10/31/2012	(1,473.61)
50100000	Labor Expense	CF	9300003065	10/31/2012	1,473.61
50100000	Labor Expense	CF	9300003072	10/31/2012	(10,321.08)
50100000	Labor Expense	CF	9300003072	10/31/2012	10,321.08
50100000	Labor Expense	CF	9300003081	10/31/2012	(394.50)
50100000	Labor Expense	CF	9300003081	10/31/2012	394.50
50100000	Labor Expense	CF	9300003086	10/31/2012	(2,908.02)
50100000	Labor Expense	CF	9300003086	10/31/2012	2,908.02
50100000	Labor Expense	CF	9300003090	10/31/2012	(1,133.81)
50100000	Labor Expense	CF	9300003090	10/31/2012	1,133.81
50100000	Labor Expense	CF	9300003101	10/31/2012	(594.08)

## Kentucky American Water Company

Case No. 2012-00520

Response to PSC DR1, Item 31

Account	Description	Doc Type	Document Number	Posting Date	Amount
50100000	Labor Expense	CF	9300003101	10/31/2012	594.08
50100000	Labor Expense	CF	9300003121	10/31/2012	(2,500.60)
50100000	Labor Expense	CF	9300003121	10/31/2012	2,500.60
50100000	Labor Expense	CF	9300003135	10/31/2012	(17,215.40)
50100000	Labor Expense	CF	9300003135	10/31/2012	17,215.40
50100000	Labor Expense	CF	9300003152	10/31/2012	(57,385.65)
50100000	Labor Expense	CF	9300003152	10/31/2012	57,385.65
50100000	Labor Expense	CF	9300003154	10/31/2012	(3,461.41)
50100000	Labor Expense	CF	9300003154	10/31/2012	3,461.41
50100000	Labor Expense	CF	9300003275	10/31/2012	(14.58)
50100000	Labor Expense	CF	9300003275	10/31/2012	14.58
50100000	Labor Expense	CF	9300003436	10/31/2012	(1,443.18)
50100000	Labor Expense	CF	9300003436	10/31/2012	1,443.18
50100000	Labor Expense	CS	9300002931	10/31/2012	(35,751.95)
50100000	Labor Expense	CS	9300003134	10/31/2012	(36,432.58)
50100000	Labor Expense	CS	9300002949	10/31/2012	(532.32)
50100000	Labor Expense	CS	9300003149	10/31/2012	(874.52)
50100000	Labor Expense	CS	9300002865	10/31/2012	(6,245.50)
50100000	Labor Expense	CS	9300003064	10/31/2012	(6,571.52)
50100000	Labor Expense	CS	9300002919	10/31/2012	(11,132.72)
50100000	Labor Expense	CS	9300003123	10/31/2012	(10,744.40)
50100000	Labor Expense	CS	9300002886	10/31/2012	(8,608.80)
50100000	Labor Expense	CS	9300003085	10/31/2012	(8,155.81)
50100000	Labor Expense	CS	9300002869	10/31/2012	(385.92)
50100000	Labor Expense	CS	9300003068	10/31/2012	(257.28)
50100000	Labor Expense	CS	9300003066	10/31/2012	(248.23)
50100000	Labor Expense	CS	9300002951	10/31/2012	(12,951.66)
50100000	Labor Expense	CS	9300003151	10/31/2012	(18,473.17)
50100000	Labor Expense	CS	9300002888	10/31/2012	(672.69)
50100000	Labor Expense	CS	9300003089	10/31/2012	(1,029.58)
50100000	Labor Expense	CS	9300002892	10/31/2012	(1,608.00)
50100000	Labor Expense	CS	9300003095	10/31/2012	(1,057.75)
50100000	Labor Expense	CS	9300002953	10/31/2012	(1,696.46)
50100000	Labor Expense	CS	9300003153	10/31/2012	(1,723.48)
50100000	Labor Expense	CS	9300002945	10/31/2012	(1,162.26)
50100000	Labor Expense	CS	9300003145	10/31/2012	(1,076.92)
50100000	Labor Expense	CS	9300002922	10/31/2012	(2,278.44)
50100000	Labor Expense	CS	9300003126	10/31/2012	(1,836.32)
50100000	Labor Expense	CS	9300002901	10/31/2012	(22,954.55)
50100000	Labor Expense	CS	9300003106	10/31/2012	(22,001.87)
50100000	Labor Expense	CS	9300002942	10/31/2012	(283.44)
50100000	Labor Expense	CS	9300003142	10/31/2012	(165.35)
50100000	Labor Expense	CS	9300002910	10/31/2012	(126.36)
50100000	Labor Expense	CS	9300003111	10/31/2012	(168.48)
50100000	Labor Expense	CS	9300002915	10/31/2012	(12,754.54)
50100000	Labor Expense	CS	9300003116	10/31/2012	(9,800.00)
50100000	Labor Expense	CS	9300002934	10/31/2012	(8,765.78)
50100000	Labor Expense	CS	9300003136	10/31/2012	(7,997.60)
50100000	Labor Expense	CS	9300002873	10/31/2012	(13,971.30)
50100000	Labor Expense	CS	9300003071	10/31/2012	(11,603.37)
50100000	Labor Expense	CS	9300002917	10/31/2012	(3,800.80)
50100000	Labor Expense	CS	9300003120	10/31/2012	(3,257.20)
50100000	Labor Expense	CS	9300002881	10/31/2012	(6,390.82)

## Kentucky American Water Company

Case No. 2012-00520

Response to PSC DR1, Item 31

Account	Description	Doc Type	Document Number	Posting Date	Amount
50100000	Labor Expense	CS	9300003080	10/31/2012	(6,142.58)
50100000	Labor Expense	CS	9300002947	10/31/2012	(1,096.30)
50100000	Labor Expense	CS	9300003147	10/31/2012	(1,557.90)
50100000	Labor Expense	CS	9300002879	10/31/2012	(2,628.80)
50100000	Labor Expense	CS	9300003078	10/31/2012	(2,426.60)
50100000	Labor Expense	CS	9300002896	10/31/2012	(6,952.80)
50100000	Labor Expense	CS	9300003102	10/31/2012	(7,865.94)
50100000	Labor Expense	CS	9300002890	10/31/2012	(96.00)
50100000	Labor Expense	CS	9300002936	10/31/2012	(1,951.92)
50100000	Labor Expense	CS	9300003138	10/31/2012	(933.66)
50100000	Labor Expense	CS	9300002955	10/31/2012	(612.31)
50100000	Labor Expense	CS	9300003157	10/31/2012	(1,894.14)
50100000	Labor Expense	CS	9300002906	10/31/2012	(57.68)
50100000	Labor Expense	CS	9300002924	10/31/2012	(2,453.93)
50100000	Labor Expense	CS	9300003128	10/31/2012	(1,856.63)
50100000	Labor Expense	CS	9300002908	10/31/2012	(2,071.28)
50100000	Labor Expense	CS	9300003109	10/31/2012	(1,298.32)
50100000	Labor Expense	CS	9300002926	10/31/2012	(8,260.58)
50100000	Labor Expense	CS	9300003130	10/31/2012	(9,027.89)
50100000	Labor Expense	CS	9300002940	10/31/2012	(1,411.84)
50100000	Labor Expense	CS	9300003140	10/31/2012	(1,402.12)
50100000	Labor Expense	CS	9300003097	10/31/2012	(1,965.60)
50100000	Labor Expense	CS	9300002957	10/31/2012	(7,797.56)
50100000	Labor Expense	CS	9300003159	10/31/2012	(5,890.25)
50100001	Labor ExpenseAccrual	CS	9300002931	10/31/2012	47,727.93
50100001	Labor ExpenseAccrual	CS	9300003134	10/31/2012	(70,454.09)
50100001	Labor ExpenseAccrual	CS	9300002949	10/31/2012	532.32
50100001	Labor ExpenseAccrual	CS	9300003149	10/31/2012	(1,136.87)
50100001	Labor ExpenseAccrual	CS	9300002865	10/31/2012	8,427.77
50100001	Labor ExpenseAccrual	CS	9300003064	10/31/2012	(9,929.64)
50100001	Labor ExpenseAccrual	CS	9300002919	10/31/2012	8,475.97
50100001	Labor ExpenseAccrual	CS	9300003123	10/31/2012	(14,900.75)
50100001	Labor ExpenseAccrual	CS	9300002886	10/31/2012	8,627.48
50100001	Labor ExpenseAccrual	CS	9300003085	10/31/2012	(11,101.13)
50100001	Labor ExpenseAccrual	CS	9300003068	10/31/2012	(962.41)
50100001	Labor ExpenseAccrual	CS	9300002867	10/31/2012	64.98
50100001	Labor ExpenseAccrual	CS	9300003066	10/31/2012	(322.70)
50100001	Labor ExpenseAccrual	CS	9300002951	10/31/2012	13,552.41
50100001	Labor ExpenseAccrual	CS	9300003151	10/31/2012	(25,434.08)
50100001	Labor ExpenseAccrual	CS	9300002888	10/31/2012	1,014.37
50100001	Labor ExpenseAccrual	CS	9300003089	10/31/2012	(1,338.46)
50100001	Labor ExpenseAccrual	CS	9300002892	10/31/2012	1,286.40
50100001	Labor ExpenseAccrual	CS	9300003095	10/31/2012	(1,375.08)
50100001	Labor ExpenseAccrual	CS	9300002953	10/31/2012	2,323.17
50100001	Labor ExpenseAccrual	CS	9300003153	10/31/2012	(2,366.78)
50100001	Labor ExpenseAccrual	CS	9300002945	10/31/2012	558.98
50100001	Labor ExpenseAccrual	CS	9300003145	10/31/2012	(1,400.01)
50100001	Labor ExpenseAccrual	CS	9300002922	10/31/2012	1,319.36
50100001	Labor ExpenseAccrual	CS	9300003126	10/31/2012	(2,547.31)
50100001	Labor ExpenseAccrual	CS	9300002901	10/31/2012	19,795.66
50100001	Labor ExpenseAccrual	CS	9300003106	10/31/2012	(31,952.33)
50100001	Labor ExpenseAccrual	CS	9300002942	10/31/2012	229.91
50100001	Labor ExpenseAccrual	CS	9300003142	10/31/2012	(214.96)



Kentucky American Water Company  
Case No. 2012-00520  
Response to PSC DR1, Item 31

Account	Description	Doc Type	Document Number	Posting Date	Amount
50100001	Labor ExpenseAccrual	CS	9300002910	10/31/2012	492.72
50100001	Labor ExpenseAccrual	CS	9300003111	10/31/2012	(219.02)
50100001	Labor ExpenseAccrual	CS	9300002915	10/31/2012	11,316.80
50100001	Labor ExpenseAccrual	CS	9300003116	10/31/2012	(13,513.50)
50100001	Labor ExpenseAccrual	CS	9300002934	10/31/2012	7,433.43
50100001	Labor ExpenseAccrual	CS	9300003136	10/31/2012	(10,577.82)
50100001	Labor ExpenseAccrual	CS	9300002873	10/31/2012	11,120.85
50100001	Labor ExpenseAccrual	CS	9300003071	10/31/2012	(15,084.51)
50100001	Labor ExpenseAccrual	CS	9300002917	10/31/2012	3,420.72
50100001	Labor ExpenseAccrual	CS	9300003120	10/31/2012	(4,234.40)
50100001	Labor ExpenseAccrual	CS	9300002881	10/31/2012	5,661.32
50100001	Labor ExpenseAccrual	CS	9300003080	10/31/2012	(7,985.35)
50100001	Labor ExpenseAccrual	CS	9300002947	10/31/2012	1,038.60
50100001	Labor ExpenseAccrual	CS	9300003147	10/31/2012	(2,025.27)
50100001	Labor ExpenseAccrual	CS	9300002879	10/31/2012	1,996.90
50100001	Labor ExpenseAccrual	CS	9300003078	10/31/2012	(3,256.19)
50100001	Labor ExpenseAccrual	CS	9300002896	10/31/2012	6,880.52
50100001	Labor ExpenseAccrual	CS	9300003102	10/31/2012	(12,277.44)
50100001	Labor ExpenseAccrual	CS	9300002936	10/31/2012	2,403.15
50100001	Labor ExpenseAccrual	CS	9300003138	10/31/2012	(1,213.77)
50100001	Labor ExpenseAccrual	CS	9300002955	10/31/2012	1,610.46
50100001	Labor ExpenseAccrual	CS	9300003157	10/31/2012	(2,726.44)
50100001	Labor ExpenseAccrual	CS	9300002904	10/31/2012	23.07
50100001	Labor ExpenseAccrual	CS	9300002938	10/31/2012	138.42
50100001	Labor ExpenseAccrual	CS	9300002884	10/31/2012	276.88
50100001	Labor ExpenseAccrual	CS	9300002924	10/31/2012	4,781.14
50100001	Labor ExpenseAccrual	CS	9300003128	10/31/2012	(3,374.38)
50100001	Labor ExpenseAccrual	CS	9300002908	10/31/2012	2,897.66
50100001	Labor ExpenseAccrual	CS	9300003109	10/31/2012	(2,406.34)
50100001	Labor ExpenseAccrual	CS	9300002926	10/31/2012	10,258.09
50100001	Labor ExpenseAccrual	CS	9300003130	10/31/2012	(14,112.07)
50100001	Labor ExpenseAccrual	CS	9300002940	10/31/2012	1,219.91
50100001	Labor ExpenseAccrual	CS	9300003140	10/31/2012	(1,978.74)
50100001	Labor ExpenseAccrual	CS	9300003097	10/31/2012	(2,603.22)
50100001	Labor ExpenseAccrual	CS	9300002957	10/31/2012	5,580.24
50100001	Labor ExpenseAccrual	CS	9300003159	10/31/2012	(10,352.01)
50101300	Labor Oper WT	CS	9300002931	10/31/2012	35,751.95
50101300	Labor Oper WT	CS	9300002931	10/31/2012	(47,727.93)
50101300	Labor Oper WT	CS	9300003134	10/31/2012	36,432.58
50101300	Labor Oper WT	CS	9300003134	10/31/2012	70,454.09
50101300	Labor Oper WT	CS	9300002949	10/31/2012	532.32
50101300	Labor Oper WT	CS	9300002949	10/31/2012	(532.32)
50101300	Labor Oper WT	CS	9300003149	10/31/2012	874.52
50101300	Labor Oper WT	CS	9300003149	10/31/2012	1,136.87
50101300	Labor Oper WT	CS	9300002865	10/31/2012	6,245.50
50101300	Labor Oper WT	CS	9300002865	10/31/2012	(8,427.77)
50101300	Labor Oper WT	CS	9300003064	10/31/2012	6,571.52
50101300	Labor Oper WT	CS	9300003064	10/31/2012	9,929.64
50101305	Labor Oper WT SupEng	CS	9300002919	10/31/2012	11,132.72
50101305	Labor Oper WT SupEng	CS	9300002919	10/31/2012	(8,475.97)
50101305	Labor Oper WT SupEng	CS	9300003123	10/31/2012	10,744.40
50101305	Labor Oper WT SupEng	CS	9300003123	10/31/2012	14,900.75
50101305	Labor Oper WT SupEng	CS	9300002886	10/31/2012	8,608.80

Kentucky American Water Company  
Case No. 2012-00520  
Response to PSC DR1, Item 31

Account	Description	Doc Type	Document Number	Posting Date	Amount
50101305	Labor Oper WT SupEng	CS	9300002886	10/31/2012	(8,627.48)
50101305	Labor Oper WT SupEng	CS	9300003085	10/31/2012	8,155.81
50101305	Labor Oper WT SupEng	CS	9300003085	10/31/2012	11,101.13
50101305	Labor Oper WT SupEng	CS	9300002869	10/31/2012	385.92
50101305	Labor Oper WT SupEng	CS	9300003068	10/31/2012	257.28
50101305	Labor Oper WT SupEng	CS	9300003068	10/31/2012	962.41
50101305	Labor Oper WT SupEng	CS	9300002867	10/31/2012	(64.98)
50101305	Labor Oper WT SupEng	CS	9300003066	10/31/2012	322.70
50101305	Labor Oper WT SupEng	CS	9300003066	10/31/2012	248.23
50101400	Labor Oper TD	CS	9300002951	10/31/2012	12,951.66
50101400	Labor Oper TD	CS	9300002951	10/31/2012	(13,552.41)
50101400	Labor Oper TD	CS	9300003151	10/31/2012	18,473.17
50101400	Labor Oper TD	CS	9300003151	10/31/2012	25,434.08
50101400	Labor Oper TD	CS	9300002888	10/31/2012	672.69
50101400	Labor Oper TD	CS	9300002888	10/31/2012	(1,014.37)
50101400	Labor Oper TD	CS	9300003089	10/31/2012	1,029.58
50101400	Labor Oper TD	CS	9300003089	10/31/2012	1,338.46
50101405	Labor Oper TD SupEng	CS	9300002892	10/31/2012	1,608.00
50101405	Labor Oper TD SupEng	CS	9300002892	10/31/2012	(1,286.40)
50101405	Labor Oper TD SupEng	CS	9300003095	10/31/2012	1,057.75
50101405	Labor Oper TD SupEng	CS	9300003095	10/31/2012	1,375.08
50101405	Labor Oper TD SupEng	CS	9300002953	10/31/2012	1,696.46
50101405	Labor Oper TD SupEng	CS	9300002953	10/31/2012	(2,323.17)
50101405	Labor Oper TD SupEng	CS	9300003153	10/31/2012	1,723.48
50101405	Labor Oper TD SupEng	CS	9300003153	10/31/2012	2,366.78
50101405	Labor Oper TD SupEng	CS	9300002945	10/31/2012	1,162.26
50101405	Labor Oper TD SupEng	CS	9300002945	10/31/2012	(558.98)
50101405	Labor Oper TD SupEng	CS	9300003145	10/31/2012	1,076.92
50101405	Labor Oper TD SupEng	CS	9300003145	10/31/2012	1,400.01
50101415	Labor Oper TD Lines	CS	9300002922	10/31/2012	2,278.44
50101415	Labor Oper TD Lines	CS	9300002922	10/31/2012	(1,319.36)
50101415	Labor Oper TD Lines	CS	9300003126	10/31/2012	1,836.32
50101415	Labor Oper TD Lines	CS	9300003126	10/31/2012	2,547.31
50101420	Labor Oper TD Meter	CS	9300002901	10/31/2012	22,954.55
50101420	Labor Oper TD Meter	CS	9300002901	10/31/2012	(19,795.66)
50101420	Labor Oper TD Meter	CS	9300003106	10/31/2012	22,001.87
50101420	Labor Oper TD Meter	CS	9300003106	10/31/2012	31,952.33
50101500	Labor Oper CA	CS	9300002942	10/31/2012	283.44
50101500	Labor Oper CA	CS	9300002942	10/31/2012	(229.91)
50101500	Labor Oper CA	CS	9300003142	10/31/2012	165.35
50101500	Labor Oper CA	CS	9300003142	10/31/2012	214.96
50101500	Labor Oper CA	CS	9300002910	10/31/2012	126.36
50101500	Labor Oper CA	CS	9300002910	10/31/2012	(492.72)
50101500	Labor Oper CA	CS	9300003111	10/31/2012	168.48
50101500	Labor Oper CA	CS	9300003111	10/31/2012	219.02
50101510	Labor Oper CA MtrRd	CS	9300002915	10/31/2012	12,754.54
50101510	Labor Oper CA MtrRd	CS	9300002915	10/31/2012	(11,316.80)
50101510	Labor Oper CA MtrRd	CS	9300003116	10/31/2012	9,800.00
50101510	Labor Oper CA MtrRd	CS	9300003116	10/31/2012	13,513.50
50101520	Labor Oper CA CstSrv	CS	9300002934	10/31/2012	8,765.78
50101520	Labor Oper CA CstSrv	CS	9300002934	10/31/2012	(7,433.43)
50101520	Labor Oper CA CstSrv	CS	9300003136	10/31/2012	7,997.60
50101520	Labor Oper CA CstSrv	CS	9300003136	10/31/2012	10,577.82

## Kentucky American Water Company

Case No. 2012-00520

Response to PSC DR1, Item 31

Account	Description	Doc Type	Document Number	Posting Date	Amount
50101600	Labor Oper AG	CS	9300002873	10/31/2012	13,971.30
50101600	Labor Oper AG	CS	9300002873	10/31/2012	(11,120.85)
50101600	Labor Oper AG	CS	9300003071	10/31/2012	11,603.37
50101600	Labor Oper AG	CS	9300003071	10/31/2012	15,084.51
50101600	Labor Oper AG	CS	9300002917	10/31/2012	3,800.80
50101600	Labor Oper AG	CS	9300002917	10/31/2012	(3,420.72)
50101600	Labor Oper AG	CS	9300003120	10/31/2012	3,257.20
50101600	Labor Oper AG	CS	9300003120	10/31/2012	4,234.40
50101600	Labor Oper AG	CS	9300002881	10/31/2012	6,390.82
50101600	Labor Oper AG	CS	9300002881	10/31/2012	(5,661.32)
50101600	Labor Oper AG	CS	9300003080	10/31/2012	6,142.58
50101600	Labor Oper AG	CS	9300003080	10/31/2012	7,985.35
50101600	Labor Oper AG	CS	9300002947	10/31/2012	1,096.30
50101600	Labor Oper AG	CS	9300002947	10/31/2012	(1,038.60)
50101600	Labor Oper AG	CS	9300003147	10/31/2012	1,557.90
50101600	Labor Oper AG	CS	9300003147	10/31/2012	2,025.27
50101600	Labor Oper AG	CS	9300002879	10/31/2012	2,628.80
50101600	Labor Oper AG	CS	9300002879	10/31/2012	(1,996.90)
50101600	Labor Oper AG	CS	9300003078	10/31/2012	2,426.60
50101600	Labor Oper AG	CS	9300003078	10/31/2012	3,256.19
50102300	Labor Maint WT	CS	9300002896	10/31/2012	6,952.80
50102300	Labor Maint WT	CS	9300002896	10/31/2012	(6,880.52)
50102300	Labor Maint WT	CS	9300003102	10/31/2012	7,865.94
50102300	Labor Maint WT	CS	9300003102	10/31/2012	12,277.44
50102305	Labor Mnt WT Sup&Eng	CS	9300002890	10/31/2012	96.00
50102400	Labor Maint TD	CS	9300002936	10/31/2012	1,951.92
50102400	Labor Maint TD	CS	9300002936	10/31/2012	(2,403.15)
50102400	Labor Maint TD	CS	9300003138	10/31/2012	933.66
50102400	Labor Maint TD	CS	9300003138	10/31/2012	1,213.77
50102400	Labor Maint TD	CS	9300002955	10/31/2012	612.31
50102400	Labor Maint TD	CS	9300002955	10/31/2012	(1,610.46)
50102400	Labor Maint TD	CS	9300003157	10/31/2012	1,894.14
50102400	Labor Maint TD	CS	9300003157	10/31/2012	2,726.44
50102410	Labor Mnt TD Str&Imp	CS	9300002904	10/31/2012	(23.07)
50102410	Labor Mnt TD Str&Imp	CS	9300002938	10/31/2012	(138.42)
50102415	Labor Mnt TD DistRes	CS	9300002906	10/31/2012	57.68
50102420	Labor Mnt TD Mains	CS	9300002884	10/31/2012	(276.88)
50102420	Labor Mnt TD Mains	CS	9300002924	10/31/2012	2,453.93
50102420	Labor Mnt TD Mains	CS	9300002924	10/31/2012	(4,781.14)
50102420	Labor Mnt TD Mains	CS	9300003128	10/31/2012	1,856.63
50102420	Labor Mnt TD Mains	CS	9300003128	10/31/2012	3,374.38
50102420	Labor Mnt TD Mains	CS	9300002908	10/31/2012	2,071.28
50102420	Labor Mnt TD Mains	CS	9300002908	10/31/2012	(2,897.66)
50102420	Labor Mnt TD Mains	CS	9300003109	10/31/2012	1,298.32
50102420	Labor Mnt TD Mains	CS	9300003109	10/31/2012	2,406.34
50102430	Labor Mnt TD Service	CS	9300002926	10/31/2012	8,260.58
50102430	Labor Mnt TD Service	CS	9300002926	10/31/2012	(10,258.09)
50102430	Labor Mnt TD Service	CS	9300003130	10/31/2012	9,027.89
50102430	Labor Mnt TD Service	CS	9300003130	10/31/2012	14,112.07
50102430	Labor Mnt TD Service	CS	9300002940	10/31/2012	1,411.84
50102430	Labor Mnt TD Service	CS	9300002940	10/31/2012	(1,219.91)
50102430	Labor Mnt TD Service	CS	9300003140	10/31/2012	1,402.12
50102430	Labor Mnt TD Service	CS	9300003140	10/31/2012	1,978.74

## Kentucky American Water Company

Case No. 2012-00520

Response to PSC DR1, Item 31

Account	Description	Doc Type	Document Number	Posting Date	Amount
50102435	Labor Mnt TD Meter	CS	9300003097	10/31/2012	1,965.60
50102435	Labor Mnt TD Meter	CS	9300003097	10/31/2012	2,603.22
50102440	Labor Mnt TD Hydrant	CS	9300002957	10/31/2012	7,797.56
50102440	Labor Mnt TD Hydrant	CS	9300002957	10/31/2012	(5,580.24)
50102440	Labor Mnt TD Hydrant	CS	9300003159	10/31/2012	5,890.25
50102440	Labor Mnt TD Hydrant	CS	9300003159	10/31/2012	10,352.01
50109900	Labor Cap Credits	UT	9300002864	10/31/2012	541.70
50109900	Labor Cap Credits	UT	9300003063	10/31/2012	(26,342.33)
50109900	Labor Cap Credits	UT	9300003370	10/31/2012	(14.58)
50109900	Labor Cap Credits	UT	9300002863	10/31/2012	(98.10)
50109900	Labor Cap Credits	UT	9300003062	10/31/2012	(451.26)
50110000	Labor NS OT -Natural	CS	9300002931	10/31/2012	(8,304.36)
50110000	Labor NS OT -Natural	CS	9300003134	10/31/2012	(17,758.40)
50110000	Labor NS OT -Natural	CS	9300002865	10/31/2012	(426.18)
50110000	Labor NS OT -Natural	CS	9300003064	10/31/2012	(1,066.68)
50110000	Labor NS OT -Natural	CS	9300002919	10/31/2012	(306.73)
50110000	Labor NS OT -Natural	CS	9300003123	10/31/2012	(717.71)
50110000	Labor NS OT -Natural	CS	9300002886	10/31/2012	(302.78)
50110000	Labor NS OT -Natural	CS	9300003085	10/31/2012	(383.52)
50110000	Labor NS OT -Natural	CS	9300003068	10/31/2012	(483.04)
50110000	Labor NS OT -Natural	CS	9300002951	10/31/2012	(583.58)
50110000	Labor NS OT -Natural	CS	9300003151	10/31/2012	(1,091.56)
50110000	Labor NS OT -Natural	CS	9300003153	10/31/2012	(97.11)
50110000	Labor NS OT -Natural	CS	9300002945	10/31/2012	(129.48)
50110000	Labor NS OT -Natural	CS	9300002922	10/31/2012	(159.63)
50110000	Labor NS OT -Natural	CS	9300003126	10/31/2012	(123.18)
50110000	Labor NS OT -Natural	CS	9300002901	10/31/2012	(3,987.66)
50110000	Labor NS OT -Natural	CS	9300003106	10/31/2012	(2,576.64)
50110000	Labor NS OT -Natural	CS	9300002942	10/31/2012	(70.87)
50110000	Labor NS OT -Natural	CS	9300002915	10/31/2012	(2,555.48)
50110000	Labor NS OT -Natural	CS	9300003116	10/31/2012	(595.07)
50110000	Labor NS OT -Natural	CS	9300002934	10/31/2012	(121.02)
50110000	Labor NS OT -Natural	CS	9300003136	10/31/2012	(139.22)
50110000	Labor NS OT -Natural	CS	9300003078	10/31/2012	(78.18)
50110000	Labor NS OT -Natural	CS	9300002896	10/31/2012	(804.26)
50110000	Labor NS OT -Natural	CS	9300003102	10/31/2012	(1,578.25)
50110000	Labor NS OT -Natural	CS	9300002890	10/31/2012	(18.00)
50110000	Labor NS OT -Natural	CS	9300002936	10/31/2012	(540.58)
50110000	Labor NS OT -Natural	CS	9300002955	10/31/2012	(16.41)
50110000	Labor NS OT -Natural	CS	9300003157	10/31/2012	(203.12)
50110000	Labor NS OT -Natural	CS	9300002924	10/31/2012	(1,091.37)
50110000	Labor NS OT -Natural	CS	9300003128	10/31/2012	(739.02)
50110000	Labor NS OT -Natural	CS	9300002908	10/31/2012	(369.72)
50110000	Labor NS OT -Natural	CS	9300003109	10/31/2012	(552.72)
50110000	Labor NS OT -Natural	CS	9300002926	10/31/2012	(2,260.54)
50110000	Labor NS OT -Natural	CS	9300003130	10/31/2012	(1,827.50)
50110000	Labor NS OT -Natural	CS	9300002940	10/31/2012	(416.69)
50110000	Labor NS OT -Natural	CS	9300003140	10/31/2012	(120.00)
50110000	Labor NS OT -Natural	CS	9300003097	10/31/2012	(36.86)
50110000	Labor NS OT -Natural	CS	9300002957	10/31/2012	(2,040.60)
50110000	Labor NS OT -Natural	CS	9300003159	10/31/2012	(2,072.75)
50111300	LaborOper NS OT WT	CS	9300002931	10/31/2012	8,304.36
50111300	LaborOper NS OT WT	CS	9300003134	10/31/2012	17,758.40

## Kentucky American Water Company

Case No. 2012-00520

Response to PSC DR1, Item 31

Account	Description	Doc Type	Document Number	Posting Date	Amount
50111300	LaborOper NS OT WT	CS	9300002865	10/31/2012	426.18
50111300	LaborOper NS OT WT	CS	9300003064	10/31/2012	1,066.68
50111305	LaborOperNS OT WT SE	CS	9300002919	10/31/2012	306.73
50111305	LaborOperNS OT WT SE	CS	9300003123	10/31/2012	717.71
50111305	LaborOperNS OT WT SE	CS	9300002886	10/31/2012	302.78
50111305	LaborOperNS OT WT SE	CS	9300003085	10/31/2012	383.52
50111305	LaborOperNS OT WT SE	CS	9300003068	10/31/2012	483.04
50111400	LaborOper NS OT TD	CS	9300002951	10/31/2012	583.58
50111400	LaborOper NS OT TD	CS	9300003151	10/31/2012	1,091.56
50111405	LaborOperNS OT TD SE	CS	9300003153	10/31/2012	97.11
50111405	LaborOperNS OT TD SE	CS	9300002945	10/31/2012	129.48
50111415	LaborOperNS OT TD Ln	CS	9300002922	10/31/2012	159.63
50111415	LaborOperNS OT TD Ln	CS	9300003126	10/31/2012	123.18
50111420	LaborOperNS OT TD Mt	CS	9300002901	10/31/2012	3,987.66
50111420	LaborOperNS OT TD Mt	CS	9300003106	10/31/2012	2,576.64
50111500	LaborOper NS OT CA	CS	9300002942	10/31/2012	70.87
50111510	LaborOperNS OT CA MR	CS	9300002915	10/31/2012	2,555.48
50111510	LaborOperNS OT CA MR	CS	9300003116	10/31/2012	595.07
50111520	LaborOperNS OT CA CS	CS	9300002934	10/31/2012	121.02
50111520	LaborOperNS OT CA CS	CS	9300003136	10/31/2012	139.22
50111600	LaborOper NS OT AG	CS	9300003078	10/31/2012	78.18
50112300	LaborMaint NS OT WT	CS	9300002896	10/31/2012	804.26
50112300	LaborMaint NS OT WT	CS	9300003102	10/31/2012	1,578.25
50112305	LaborMaintNSOT WT SE	CS	9300002890	10/31/2012	18.00
50112400	LaborMaint NS OT TD	CS	9300002936	10/31/2012	540.58
50112400	LaborMaint NS OT TD	CS	9300002955	10/31/2012	16.41
50112400	LaborMaint NS OT TD	CS	9300003157	10/31/2012	203.12
50112420	LaborMaintNSOT TD Mn	CS	9300002924	10/31/2012	1,091.37
50112420	LaborMaintNSOT TD Mn	CS	9300003128	10/31/2012	739.02
50112420	LaborMaintNSOT TD Mn	CS	9300002908	10/31/2012	369.72
50112420	LaborMaintNSOT TD Mn	CS	9300003109	10/31/2012	552.72
50112430	LaborMaintNSOT TD Sv	CS	9300002926	10/31/2012	2,260.54
50112430	LaborMaintNSOT TD Sv	CS	9300003130	10/31/2012	1,827.50
50112430	LaborMaintNSOT TD Sv	CS	9300002940	10/31/2012	416.69
50112430	LaborMaintNSOT TD Sv	CS	9300003140	10/31/2012	120.00
50112435	LaborMaintNSOT TD Mt	CS	9300003097	10/31/2012	36.86
50112440	LaborMaintNSOT TD Hy	CS	9300002957	10/31/2012	2,040.60
50112440	LaborMaintNSOT TD Hy	CS	9300003159	10/31/2012	2,072.75
50119900	LaborNSOT CapCredits	UT	9300002864	10/31/2012	(164.72)
50119900	LaborNSOT CapCredits	UT	9300003063	10/31/2012	(233.98)
50120000	Labor OT - Natural	CS	9300002931	10/31/2012	(4.48)
50120000	Labor OT - Natural	CS	9300003134	10/31/2012	(4.48)
50121300	LaborOper OT WT	CS	9300002931	10/31/2012	4.48
50121300	LaborOper OT WT	CS	9300003134	10/31/2012	4.48
50171000	Annual Incent Plan	CF	9300002784	10/31/2012	(117.62)
50171000	Annual Incent Plan	CF	9300002784	10/31/2012	117.62
50171000	Annual Incent Plan	CF	9300002785	10/31/2012	(720.82)
50171000	Annual Incent Plan	CF	9300002785	10/31/2012	720.82
50171000	Annual Incent Plan	CF	9300002786	10/31/2012	(3.16)
50171000	Annual Incent Plan	CF	9300002786	10/31/2012	3.16
50171000	Annual Incent Plan	CF	9300002787	10/31/2012	18.79
50171000	Annual Incent Plan	CF	9300002787	10/31/2012	(18.79)
50171000	Annual Incent Plan	CF	9300002788	10/31/2012	(10.12)

## Kentucky American Water Company

Case No. 2012-00520

Response to PSC DR1, Item 31

Account	Description	Doc Type	Document Number	Posting Date	Amount
50171000	Annual Incent Plan	CF	9300002788	10/31/2012	10.12
50171000	Annual Incent Plan	CF	9300002789	10/31/2012	129.38
50171000	Annual Incent Plan	CF	9300002789	10/31/2012	(129.38)
50171000	Annual Incent Plan	CF	9300002790	10/31/2012	(87.28)
50171000	Annual Incent Plan	CF	9300002790	10/31/2012	87.28
50171000	Annual Incent Plan	CF	9300002791	10/31/2012	(386.79)
50171000	Annual Incent Plan	CF	9300002791	10/31/2012	386.79
50171000	Annual Incent Plan	CF	9300002792	10/31/2012	29.38
50171000	Annual Incent Plan	CF	9300002792	10/31/2012	(29.38)
50171000	Annual Incent Plan	CF	9300002793	10/31/2012	(53.80)
50171000	Annual Incent Plan	CF	9300002793	10/31/2012	53.80
50171000	Annual Incent Plan	CF	9300002794	10/31/2012	15.66
50171000	Annual Incent Plan	CF	9300002794	10/31/2012	(15.66)
50171000	Annual Incent Plan	CF	9300002795	10/31/2012	46.71
50171000	Annual Incent Plan	CF	9300002795	10/31/2012	(46.71)
50171000	Annual Incent Plan	CF	9300002796	10/31/2012	153.84
50171000	Annual Incent Plan	CF	9300002796	10/31/2012	(153.84)
50171000	Annual Incent Plan	CF	9300002797	10/31/2012	(17.84)
50171000	Annual Incent Plan	CF	9300002797	10/31/2012	17.84
50171000	Annual Incent Plan	CF	9300002798	10/31/2012	2.61
50171000	Annual Incent Plan	CF	9300002798	10/31/2012	(2.61)
50171000	Annual Incent Plan	CF	9300002799	10/31/2012	70.02
50171000	Annual Incent Plan	CF	9300002799	10/31/2012	(70.02)
50171000	Annual Incent Plan	CF	9300002800	10/31/2012	64.89
50171000	Annual Incent Plan	CF	9300002800	10/31/2012	(64.89)
50171000	Annual Incent Plan	CF	9300002801	10/31/2012	(33.88)
50171000	Annual Incent Plan	CF	9300002801	10/31/2012	33.88
50171000	Annual Incent Plan	CF	9300002802	10/31/2012	2.81
50171000	Annual Incent Plan	CF	9300002802	10/31/2012	(2.81)
50171000	Annual Incent Plan	CF	9300002803	10/31/2012	(2.81)
50171000	Annual Incent Plan	CF	9300002803	10/31/2012	2.81
50171000	Annual Incent Plan	CF	9300002804	10/31/2012	(5.29)
50171000	Annual Incent Plan	CF	9300002804	10/31/2012	5.29
50171000	Annual Incent Plan	CF	9300002805	10/31/2012	(8.12)
50171000	Annual Incent Plan	CF	9300002805	10/31/2012	8.12
50171000	Annual Incent Plan	CF	9300002806	10/31/2012	26.96
50171000	Annual Incent Plan	CF	9300002806	10/31/2012	(26.96)
50171000	Annual Incent Plan	CF	9300002807	10/31/2012	3.52
50171000	Annual Incent Plan	CF	9300002807	10/31/2012	(3.52)
50171000	Annual Incent Plan	CF	9300002808	10/31/2012	4.68
50171000	Annual Incent Plan	CF	9300002808	10/31/2012	(4.68)
50171000	Annual Incent Plan	CF	9300002809	10/31/2012	(48.61)
50171000	Annual Incent Plan	CF	9300002809	10/31/2012	48.61
50171000	Annual Incent Plan	CF	9300002810	10/31/2012	(21.97)
50171000	Annual Incent Plan	CF	9300002810	10/31/2012	21.97
50171000	Annual Incent Plan	CF	9300002811	10/31/2012	(6.74)
50171000	Annual Incent Plan	CF	9300002811	10/31/2012	6.74
50171000	Annual Incent Plan	CF	9300002812	10/31/2012	(1.12)
50171000	Annual Incent Plan	CF	9300002812	10/31/2012	1.12
50171000	Annual Incent Plan	CF	9300002813	10/31/2012	2.81
50171000	Annual Incent Plan	CF	9300002813	10/31/2012	(2.81)
50171000	Annual Incent Plan	CF	9300002814	10/31/2012	(40.24)
50171000	Annual Incent Plan	CF	9300002814	10/31/2012	40.24

## Kentucky American Water Company

Case No. 2012-00520

Response to PSC DR1, Item 31

Account	Description	Doc Type	Document Number	Posting Date	Amount
50171000	Annual Incent Plan	CF	9300002815	10/31/2012	(113.34)
50171000	Annual Incent Plan	CF	9300002815	10/31/2012	113.34
50171000	Annual Incent Plan	CF	9300002816	10/31/2012	(13.48)
50171000	Annual Incent Plan	CF	9300002816	10/31/2012	13.48
50171000	Annual Incent Plan	CF	9300002817	10/31/2012	9.35
50171000	Annual Incent Plan	CF	9300002817	10/31/2012	(9.35)
50171000	Annual Incent Plan	CF	9300002818	10/31/2012	97.28
50171000	Annual Incent Plan	CF	9300002818	10/31/2012	(97.28)
50171000	Annual Incent Plan	CF	9300002819	10/31/2012	107.98
50171000	Annual Incent Plan	CF	9300002819	10/31/2012	(107.98)
50171000	Annual Incent Plan	CF	9300002866	10/31/2012	117.62
50171000	Annual Incent Plan	CF	9300002866	10/31/2012	(117.62)
50171000	Annual Incent Plan	CF	9300002868	10/31/2012	3.16
50171000	Annual Incent Plan	CF	9300002868	10/31/2012	(3.16)
50171000	Annual Incent Plan	CF	9300002870	10/31/2012	(18.79)
50171000	Annual Incent Plan	CF	9300002870	10/31/2012	18.79
50171000	Annual Incent Plan	CF	9300002874	10/31/2012	(26.96)
50171000	Annual Incent Plan	CF	9300002874	10/31/2012	26.96
50171000	Annual Incent Plan	CF	9300002880	10/31/2012	33.88
50171000	Annual Incent Plan	CF	9300002880	10/31/2012	(33.88)
50171000	Annual Incent Plan	CF	9300002882	10/31/2012	2.81
50171000	Annual Incent Plan	CF	9300002882	10/31/2012	(2.81)
50171000	Annual Incent Plan	CF	9300002885	10/31/2012	13.48
50171000	Annual Incent Plan	CF	9300002885	10/31/2012	(13.48)
50171000	Annual Incent Plan	CF	9300002887	10/31/2012	10.12
50171000	Annual Incent Plan	CF	9300002887	10/31/2012	(10.12)
50171000	Annual Incent Plan	CF	9300002889	10/31/2012	87.28
50171000	Annual Incent Plan	CF	9300002889	10/31/2012	(87.28)
50171000	Annual Incent Plan	CF	9300002891	10/31/2012	(4.68)
50171000	Annual Incent Plan	CF	9300002891	10/31/2012	4.68
50171000	Annual Incent Plan	CF	9300002893	10/31/2012	(15.66)
50171000	Annual Incent Plan	CF	9300002893	10/31/2012	15.66
50171000	Annual Incent Plan	CF	9300002895	10/31/2012	8.12
50171000	Annual Incent Plan	CF	9300002895	10/31/2012	(8.12)
50171000	Annual Incent Plan	CF	9300002897	10/31/2012	(3.52)
50171000	Annual Incent Plan	CF	9300002897	10/31/2012	3.52
50171000	Annual Incent Plan	CF	9300002902	10/31/2012	(153.84)
50171000	Annual Incent Plan	CF	9300002902	10/31/2012	153.84
50171000	Annual Incent Plan	CF	9300002905	10/31/2012	1.12
50171000	Annual Incent Plan	CF	9300002905	10/31/2012	(1.12)
50171000	Annual Incent Plan	CF	9300002907	10/31/2012	(2.81)
50171000	Annual Incent Plan	CF	9300002907	10/31/2012	2.81
50171000	Annual Incent Plan	CF	9300002909	10/31/2012	40.24
50171000	Annual Incent Plan	CF	9300002909	10/31/2012	(40.24)
50171000	Annual Incent Plan	CF	9300002911	10/31/2012	17.84
50171000	Annual Incent Plan	CF	9300002911	10/31/2012	(17.84)
50171000	Annual Incent Plan	CF	9300002916	10/31/2012	(70.02)
50171000	Annual Incent Plan	CF	9300002916	10/31/2012	70.02
50171000	Annual Incent Plan	CF	9300002918	10/31/2012	5.29
50171000	Annual Incent Plan	CF	9300002918	10/31/2012	(5.29)
50171000	Annual Incent Plan	CF	9300002920	10/31/2012	(129.38)
50171000	Annual Incent Plan	CF	9300002920	10/31/2012	129.38
50171000	Annual Incent Plan	CF	9300002923	10/31/2012	(46.71)

## Kentucky American Water Company

Case No. 2012-00520

Response to PSC DR1, Item 31

Account	Description	Doc Type	Document Number	Posting Date	Amount
50171000	Annual Incent Plan	CF	9300002923	10/31/2012	46.71
50171000	Annual Incent Plan	CF	9300002925	10/31/2012	113.34
50171000	Annual Incent Plan	CF	9300002925	10/31/2012	(113.34)
50171000	Annual Incent Plan	CF	9300002927	10/31/2012	97.28
50171000	Annual Incent Plan	CF	9300002927	10/31/2012	(97.28)
50171000	Annual Incent Plan	CF	9300002932	10/31/2012	720.82
50171000	Annual Incent Plan	CF	9300002932	10/31/2012	(720.82)
50171000	Annual Incent Plan	CF	9300002935	10/31/2012	(64.89)
50171000	Annual Incent Plan	CF	9300002935	10/31/2012	64.89
50171000	Annual Incent Plan	CF	9300002937	10/31/2012	21.97
50171000	Annual Incent Plan	CF	9300002937	10/31/2012	(21.97)
50171000	Annual Incent Plan	CF	9300002939	10/31/2012	6.74
50171000	Annual Incent Plan	CF	9300002939	10/31/2012	(6.74)
50171000	Annual Incent Plan	CF	9300002941	10/31/2012	(9.35)
50171000	Annual Incent Plan	CF	9300002941	10/31/2012	9.35
50171000	Annual Incent Plan	CF	9300002943	10/31/2012	(2.61)
50171000	Annual Incent Plan	CF	9300002943	10/31/2012	2.61
50171000	Annual Incent Plan	CF	9300002946	10/31/2012	(29.38)
50171000	Annual Incent Plan	CF	9300002946	10/31/2012	29.38
50171000	Annual Incent Plan	CF	9300002948	10/31/2012	(2.81)
50171000	Annual Incent Plan	CF	9300002948	10/31/2012	2.81
50171000	Annual Incent Plan	CF	9300002952	10/31/2012	386.79
50171000	Annual Incent Plan	CF	9300002952	10/31/2012	(386.79)
50171000	Annual Incent Plan	CF	9300002954	10/31/2012	53.80
50171000	Annual Incent Plan	CF	9300002954	10/31/2012	(53.80)
50171000	Annual Incent Plan	CF	9300002956	10/31/2012	48.61
50171000	Annual Incent Plan	CF	9300002956	10/31/2012	(48.61)
50171000	Annual Incent Plan	CF	9300002958	10/31/2012	(107.98)
50171000	Annual Incent Plan	CF	9300002958	10/31/2012	107.98
50171000	Annual Incent Plan	CF	9300002990	10/31/2012	875.37
50171000	Annual Incent Plan	CF	9300002990	10/31/2012	(875.37)
50171000	Annual Incent Plan	CF	9300002991	10/31/2012	97.95
50171000	Annual Incent Plan	CF	9300002991	10/31/2012	(97.95)
50171000	Annual Incent Plan	CF	9300002992	10/31/2012	6,043.77
50171000	Annual Incent Plan	CF	9300002992	10/31/2012	(6,043.77)
50171000	Annual Incent Plan	CF	9300002993	10/31/2012	27.80
50171000	Annual Incent Plan	CF	9300002993	10/31/2012	(27.80)
50171000	Annual Incent Plan	CF	9300002994	10/31/2012	59.40
50171000	Annual Incent Plan	CF	9300002994	10/31/2012	(59.40)
50171000	Annual Incent Plan	CF	9300002995	10/31/2012	1,079.43
50171000	Annual Incent Plan	CF	9300002995	10/31/2012	(1,079.43)
50171000	Annual Incent Plan	CF	9300002996	10/31/2012	1,248.92
50171000	Annual Incent Plan	CF	9300002996	10/31/2012	(1,248.92)
50171000	Annual Incent Plan	CF	9300002997	10/31/2012	170.54
50171000	Annual Incent Plan	CF	9300002997	10/31/2012	(170.54)
50171000	Annual Incent Plan	CF	9300002998	10/31/2012	4,932.96
50171000	Annual Incent Plan	CF	9300002998	10/31/2012	(4,932.96)
50171000	Annual Incent Plan	CF	9300002999	10/31/2012	120.63
50171000	Annual Incent Plan	CF	9300002999	10/31/2012	(120.63)
50171000	Annual Incent Plan	CF	9300003000	10/31/2012	367.77
50171000	Annual Incent Plan	CF	9300003000	10/31/2012	(367.77)
50171000	Annual Incent Plan	CF	9300003001	10/31/2012	118.48
50171000	Annual Incent Plan	CF	9300003001	10/31/2012	(118.48)



## Kentucky American Water Company

Case No. 2012-00520

Response to PSC DR1, Item 31

Account	Description	Doc Type	Document Number	Posting Date	Amount
50171000	Annual Incent Plan	CF	9300003002	10/31/2012	213.48
50171000	Annual Incent Plan	CF	9300003002	10/31/2012	(213.48)
50171000	Annual Incent Plan	CF	9300003003	10/31/2012	2,627.57
50171000	Annual Incent Plan	CF	9300003003	10/31/2012	(2,627.57)
50171000	Annual Incent Plan	CF	9300003004	10/31/2012	18.87
50171000	Annual Incent Plan	CF	9300003004	10/31/2012	(18.87)
50171000	Annual Incent Plan	CF	9300003005	10/31/2012	18.52
50171000	Annual Incent Plan	CF	9300003005	10/31/2012	(18.52)
50171000	Annual Incent Plan	CF	9300003006	10/31/2012	1,135.37
50171000	Annual Incent Plan	CF	9300003006	10/31/2012	(1,135.37)
50171000	Annual Incent Plan	CF	9300003007	10/31/2012	904.62
50171000	Annual Incent Plan	CF	9300003007	10/31/2012	(904.62)
50171000	Annual Incent Plan	CF	9300003008	10/31/2012	276.75
50171000	Annual Incent Plan	CF	9300003008	10/31/2012	(276.75)
50171000	Annual Incent Plan	CF	9300003009	10/31/2012	174.50
50171000	Annual Incent Plan	CF	9300003009	10/31/2012	(174.50)
50171000	Annual Incent Plan	CF	9300003010	10/31/2012	707.24
50171000	Annual Incent Plan	CF	9300003010	10/31/2012	(707.24)
50171000	Annual Incent Plan	CF	9300003011	10/31/2012	486.62
50171000	Annual Incent Plan	CF	9300003011	10/31/2012	(486.62)
50171000	Annual Incent Plan	CF	9300003012	10/31/2012	28.93
50171000	Annual Incent Plan	CF	9300003012	10/31/2012	(28.93)
50171000	Annual Incent Plan	CF	9300003013	10/31/2012	1,802.34
50171000	Annual Incent Plan	CF	9300003013	10/31/2012	(1,802.34)
50171000	Annual Incent Plan	CF	9300003014	10/31/2012	980.98
50171000	Annual Incent Plan	CF	9300003014	10/31/2012	(980.98)
50171000	Annual Incent Plan	CF	9300003015	10/31/2012	225.02
50171000	Annual Incent Plan	CF	9300003015	10/31/2012	(225.02)
50171000	Annual Incent Plan	CF	9300003016	10/31/2012	104.57
50171000	Annual Incent Plan	CF	9300003016	10/31/2012	(104.57)
50171000	Annual Incent Plan	CF	9300003017	10/31/2012	180.41
50171000	Annual Incent Plan	CF	9300003017	10/31/2012	(180.41)
50171000	Annual Incent Plan	CF	9300003018	10/31/2012	254.76
50171000	Annual Incent Plan	CF	9300003018	10/31/2012	(254.76)
50171000	Annual Incent Plan	CF	9300003019	10/31/2012	164.64
50171000	Annual Incent Plan	CF	9300003019	10/31/2012	(164.64)
50171000	Annual Incent Plan	CF	9300003020	10/31/2012	1,126.92
50171000	Annual Incent Plan	CF	9300003020	10/31/2012	(1,126.92)
50171000	Annual Incent Plan	CF	9300003021	10/31/2012	222.50
50171000	Annual Incent Plan	CF	9300003021	10/31/2012	(222.50)
50171000	Annual Incent Plan	CF	9300003022	10/31/2012	791.00
50171000	Annual Incent Plan	CF	9300003022	10/31/2012	(791.00)
50171000	Annual Incent Plan	CF	9300003065	10/31/2012	(875.37)
50171000	Annual Incent Plan	CF	9300003065	10/31/2012	875.37
50171000	Annual Incent Plan	CF	9300003067	10/31/2012	(27.80)
50171000	Annual Incent Plan	CF	9300003067	10/31/2012	27.80
50171000	Annual Incent Plan	CF	9300003069	10/31/2012	(59.40)
50171000	Annual Incent Plan	CF	9300003069	10/31/2012	59.40
50171000	Annual Incent Plan	CF	9300003072	10/31/2012	(1,802.34)
50171000	Annual Incent Plan	CF	9300003072	10/31/2012	1,802.34
50171000	Annual Incent Plan	CF	9300003079	10/31/2012	(276.75)
50171000	Annual Incent Plan	CF	9300003079	10/31/2012	276.75
50171000	Annual Incent Plan	CF	9300003081	10/31/2012	(707.24)

## Kentucky American Water Company

Case No. 2012-00520

Response to PSC DR1, Item 31

Account	Description	Doc Type	Document Number	Posting Date	Amount
50171000	Annual Incent Plan	CF	9300003081	10/31/2012	707.24
50171000	Annual Incent Plan	CF	9300003086	10/31/2012	(1,079.43)
50171000	Annual Incent Plan	CF	9300003086	10/31/2012	1,079.43
50171000	Annual Incent Plan	CF	9300003090	10/31/2012	(170.54)
50171000	Annual Incent Plan	CF	9300003090	10/31/2012	170.54
50171000	Annual Incent Plan	CF	9300003096	10/31/2012	(118.48)
50171000	Annual Incent Plan	CF	9300003096	10/31/2012	118.48
50171000	Annual Incent Plan	CF	9300003098	10/31/2012	(222.50)
50171000	Annual Incent Plan	CF	9300003098	10/31/2012	222.50
50171000	Annual Incent Plan	CF	9300003101	10/31/2012	(28.93)
50171000	Annual Incent Plan	CF	9300003101	10/31/2012	28.93
50171000	Annual Incent Plan	CF	9300003103	10/31/2012	(980.98)
50171000	Annual Incent Plan	CF	9300003103	10/31/2012	980.98
50171000	Annual Incent Plan	CF	9300003107	10/31/2012	(2,627.57)
50171000	Annual Incent Plan	CF	9300003107	10/31/2012	2,627.57
50171000	Annual Incent Plan	CF	9300003110	10/31/2012	(180.41)
50171000	Annual Incent Plan	CF	9300003110	10/31/2012	180.41
50171000	Annual Incent Plan	CF	9300003112	10/31/2012	(18.87)
50171000	Annual Incent Plan	CF	9300003112	10/31/2012	18.87
50171000	Annual Incent Plan	CF	9300003117	10/31/2012	(1,135.37)
50171000	Annual Incent Plan	CF	9300003117	10/31/2012	1,135.37
50171000	Annual Incent Plan	CF	9300003121	10/31/2012	(486.62)
50171000	Annual Incent Plan	CF	9300003121	10/31/2012	486.62
50171000	Annual Incent Plan	CF	9300003124	10/31/2012	(1,248.92)
50171000	Annual Incent Plan	CF	9300003124	10/31/2012	1,248.92
50171000	Annual Incent Plan	CF	9300003127	10/31/2012	(213.48)
50171000	Annual Incent Plan	CF	9300003127	10/31/2012	213.48
50171000	Annual Incent Plan	CF	9300003129	10/31/2012	(254.76)
50171000	Annual Incent Plan	CF	9300003129	10/31/2012	254.76
50171000	Annual Incent Plan	CF	9300003131	10/31/2012	(1,126.92)
50171000	Annual Incent Plan	CF	9300003131	10/31/2012	1,126.92
50171000	Annual Incent Plan	CF	9300003135	10/31/2012	(6,043.77)
50171000	Annual Incent Plan	CF	9300003135	10/31/2012	6,043.77
50171000	Annual Incent Plan	CF	9300003137	10/31/2012	(904.62)
50171000	Annual Incent Plan	CF	9300003137	10/31/2012	904.62
50171000	Annual Incent Plan	CF	9300003139	10/31/2012	(104.57)
50171000	Annual Incent Plan	CF	9300003139	10/31/2012	104.57
50171000	Annual Incent Plan	CF	9300003141	10/31/2012	(164.64)
50171000	Annual Incent Plan	CF	9300003141	10/31/2012	164.64
50171000	Annual Incent Plan	CF	9300003143	10/31/2012	(18.52)
50171000	Annual Incent Plan	CF	9300003143	10/31/2012	18.52
50171000	Annual Incent Plan	CF	9300003146	10/31/2012	(120.63)
50171000	Annual Incent Plan	CF	9300003146	10/31/2012	120.63
50171000	Annual Incent Plan	CF	9300003148	10/31/2012	(174.50)
50171000	Annual Incent Plan	CF	9300003148	10/31/2012	174.50
50171000	Annual Incent Plan	CF	9300003150	10/31/2012	(97.95)
50171000	Annual Incent Plan	CF	9300003150	10/31/2012	97.95
50171000	Annual Incent Plan	CF	9300003152	10/31/2012	(4,932.96)
50171000	Annual Incent Plan	CF	9300003152	10/31/2012	4,932.96
50171000	Annual Incent Plan	CF	9300003154	10/31/2012	(367.77)
50171000	Annual Incent Plan	CF	9300003154	10/31/2012	367.77
50171000	Annual Incent Plan	CF	9300003158	10/31/2012	(225.02)
50171000	Annual Incent Plan	CF	9300003158	10/31/2012	225.02

## Kentucky American Water Company

Case No. 2012-00520

Response to PSC DR1, Item 31

Account	Description	Doc Type	Document Number	Posting Date	Amount
50171000	Annual Incent Plan	CF	9300003160	10/31/2012	(791.00)
50171000	Annual Incent Plan	CF	9300003160	10/31/2012	791.00
50171000	Annual Incent Plan	CF	9300003276	10/31/2012	(281.63)
50171000	Annual Incent Plan	CF	9300003276	10/31/2012	281.63
50171000	Annual Incent Plan	CF	9300003277	10/31/2012	(36.40)
50171000	Annual Incent Plan	CF	9300003277	10/31/2012	36.40
50171000	Annual Incent Plan	CF	9300003278	10/31/2012	(1,978.35)
50171000	Annual Incent Plan	CF	9300003278	10/31/2012	1,978.35
50171000	Annual Incent Plan	CF	9300003279	10/31/2012	(9.16)
50171000	Annual Incent Plan	CF	9300003279	10/31/2012	9.16
50171000	Annual Incent Plan	CF	9300003280	10/31/2012	(29.06)
50171000	Annual Incent Plan	CF	9300003280	10/31/2012	29.06
50171000	Annual Incent Plan	CF	9300003281	10/31/2012	(397.42)
50171000	Annual Incent Plan	CF	9300003281	10/31/2012	397.42
50171000	Annual Incent Plan	CF	9300003282	10/31/2012	(512.26)
50171000	Annual Incent Plan	CF	9300003282	10/31/2012	512.26
50171000	Annual Incent Plan	CF	9300003283	10/31/2012	(30.94)
50171000	Annual Incent Plan	CF	9300003283	10/31/2012	30.94
50171000	Annual Incent Plan	CF	9300003284	10/31/2012	(1,645.48)
50171000	Annual Incent Plan	CF	9300003284	10/31/2012	1,645.48
50171000	Annual Incent Plan	CF	9300003285	10/31/2012	(55.76)
50171000	Annual Incent Plan	CF	9300003285	10/31/2012	55.76
50171000	Annual Incent Plan	CF	9300003286	10/31/2012	(116.69)
50171000	Annual Incent Plan	CF	9300003286	10/31/2012	116.69
50171000	Annual Incent Plan	CF	9300003287	10/31/2012	(49.85)
50171000	Annual Incent Plan	CF	9300003287	10/31/2012	49.85
50171000	Annual Incent Plan	CF	9300003288	10/31/2012	(96.70)
50171000	Annual Incent Plan	CF	9300003288	10/31/2012	96.70
50171000	Annual Incent Plan	CF	9300003289	10/31/2012	(1,033.75)
50171000	Annual Incent Plan	CF	9300003289	10/31/2012	1,033.75
50171000	Annual Incent Plan	CF	9300003290	10/31/2012	(0.38)
50171000	Annual Incent Plan	CF	9300003290	10/31/2012	0.38
50171000	Annual Incent Plan	CF	9300003291	10/31/2012	(7.85)
50171000	Annual Incent Plan	CF	9300003291	10/31/2012	7.85
50171000	Annual Incent Plan	CF	9300003292	10/31/2012	(448.00)
50171000	Annual Incent Plan	CF	9300003292	10/31/2012	448.00
50171000	Annual Incent Plan	CF	9300003293	10/31/2012	(360.33)
50171000	Annual Incent Plan	CF	9300003293	10/31/2012	360.33
50171000	Annual Incent Plan	CF	9300003294	10/31/2012	(90.27)
50171000	Annual Incent Plan	CF	9300003294	10/31/2012	90.27
50171000	Annual Incent Plan	CF	9300003295	10/31/2012	(65.90)
50171000	Annual Incent Plan	CF	9300003295	10/31/2012	65.90
50171000	Annual Incent Plan	CF	9300003296	10/31/2012	(261.81)
50171000	Annual Incent Plan	CF	9300003296	10/31/2012	261.81
50171000	Annual Incent Plan	CF	9300003297	10/31/2012	(178.90)
50171000	Annual Incent Plan	CF	9300003297	10/31/2012	178.90
50171000	Annual Incent Plan	CF	9300003298	10/31/2012	(7.73)
50171000	Annual Incent Plan	CF	9300003298	10/31/2012	7.73
50171000	Annual Incent Plan	CF	9300003299	10/31/2012	(679.89)
50171000	Annual Incent Plan	CF	9300003299	10/31/2012	679.89
50171000	Annual Incent Plan	CF	9300003300	10/31/2012	(365.90)
50171000	Annual Incent Plan	CF	9300003300	10/31/2012	365.90
50171000	Annual Incent Plan	CF	9300003301	10/31/2012	(1.74)

## Kentucky American Water Company

Case No. 2012-00520

Response to PSC DR1, Item 31

Account	Description	Doc Type	Document Number	Posting Date	Amount
50171000	Annual Incent Plan	CF	9300003301	10/31/2012	1.74
50171000	Annual Incent Plan	CF	9300003302	10/31/2012	(65.56)
50171000	Annual Incent Plan	CF	9300003302	10/31/2012	65.56
50171000	Annual Incent Plan	CF	9300003303	10/31/2012	(30.70)
50171000	Annual Incent Plan	CF	9300003303	10/31/2012	30.70
50171000	Annual Incent Plan	CF	9300003304	10/31/2012	2.50
50171000	Annual Incent Plan	CF	9300003304	10/31/2012	(2.50)
50171000	Annual Incent Plan	CF	9300003305	10/31/2012	0.41
50171000	Annual Incent Plan	CF	9300003305	10/31/2012	(0.41)
50171000	Annual Incent Plan	CF	9300003306	10/31/2012	(1.04)
50171000	Annual Incent Plan	CF	9300003306	10/31/2012	1.04
50171000	Annual Incent Plan	CF	9300003307	10/31/2012	(52.09)
50171000	Annual Incent Plan	CF	9300003307	10/31/2012	52.09
50171000	Annual Incent Plan	CF	9300003308	10/31/2012	(52.56)
50171000	Annual Incent Plan	CF	9300003308	10/31/2012	52.56
50171000	Annual Incent Plan	CF	9300003309	10/31/2012	5.01
50171000	Annual Incent Plan	CF	9300003309	10/31/2012	(5.01)
50171000	Annual Incent Plan	CF	9300003310	10/31/2012	(64.66)
50171000	Annual Incent Plan	CF	9300003310	10/31/2012	64.66
50171000	Annual Incent Plan	CF	9300003311	10/31/2012	(382.68)
50171000	Annual Incent Plan	CF	9300003311	10/31/2012	382.68
50171000	Annual Incent Plan	CF	9300003312	10/31/2012	(82.69)
50171000	Annual Incent Plan	CF	9300003312	10/31/2012	82.69
50171000	Annual Incent Plan	CF	9300003313	10/31/2012	(334.12)
50171000	Annual Incent Plan	CF	9300003313	10/31/2012	334.12
50171000	Annual Incent Plan	CF	9300003372	10/31/2012	281.63
50171000	Annual Incent Plan	CF	9300003372	10/31/2012	(281.63)
50171000	Annual Incent Plan	CF	9300003373	10/31/2012	9.16
50171000	Annual Incent Plan	CF	9300003373	10/31/2012	(9.16)
50171000	Annual Incent Plan	CF	9300003374	10/31/2012	29.06
50171000	Annual Incent Plan	CF	9300003374	10/31/2012	(29.06)
50171000	Annual Incent Plan	CF	9300003378	10/31/2012	679.89
50171000	Annual Incent Plan	CF	9300003378	10/31/2012	(679.89)
50171000	Annual Incent Plan	CF	9300003381	10/31/2012	90.27
50171000	Annual Incent Plan	CF	9300003381	10/31/2012	(90.27)
50171000	Annual Incent Plan	CF	9300003383	10/31/2012	261.81
50171000	Annual Incent Plan	CF	9300003383	10/31/2012	(261.81)
50171000	Annual Incent Plan	CF	9300003384	10/31/2012	(5.01)
50171000	Annual Incent Plan	CF	9300003384	10/31/2012	5.01
50171000	Annual Incent Plan	CF	9300003387	10/31/2012	397.42
50171000	Annual Incent Plan	CF	9300003387	10/31/2012	(397.42)
50171000	Annual Incent Plan	CF	9300003390	10/31/2012	30.94
50171000	Annual Incent Plan	CF	9300003390	10/31/2012	(30.94)
50171000	Annual Incent Plan	CF	9300003392	10/31/2012	1.74
50171000	Annual Incent Plan	CF	9300003392	10/31/2012	(1.74)
50171000	Annual Incent Plan	CF	9300003395	10/31/2012	49.85
50171000	Annual Incent Plan	CF	9300003395	10/31/2012	(49.85)
50171000	Annual Incent Plan	CF	9300003396	10/31/2012	82.69
50171000	Annual Incent Plan	CF	9300003396	10/31/2012	(82.69)
50171000	Annual Incent Plan	CF	9300003399	10/31/2012	7.73
50171000	Annual Incent Plan	CF	9300003399	10/31/2012	(7.73)
50171000	Annual Incent Plan	CF	9300003400	10/31/2012	365.90
50171000	Annual Incent Plan	CF	9300003400	10/31/2012	(365.90)

## Kentucky American Water Company

Case No. 2012-00520

Response to PSC DR1, Item 31

Account	Description	Doc Type	Document Number	Posting Date	Amount
50171000	Annual Incent Plan	CF	9300003402	10/31/2012	1,033.75
50171000	Annual Incent Plan	CF	9300003402	10/31/2012	(1,033.75)
50171000	Annual Incent Plan	CF	9300003403	10/31/2012	(0.41)
50171000	Annual Incent Plan	CF	9300003403	10/31/2012	0.41
50171000	Annual Incent Plan	CF	9300003404	10/31/2012	1.04
50171000	Annual Incent Plan	CF	9300003404	10/31/2012	(1.04)
50171000	Annual Incent Plan	CF	9300003405	10/31/2012	52.09
50171000	Annual Incent Plan	CF	9300003405	10/31/2012	(52.09)
50171000	Annual Incent Plan	CF	9300003406	10/31/2012	0.38
50171000	Annual Incent Plan	CF	9300003406	10/31/2012	(0.38)
50171000	Annual Incent Plan	CF	9300003409	10/31/2012	448.00
50171000	Annual Incent Plan	CF	9300003409	10/31/2012	(448.00)
50171000	Annual Incent Plan	CF	9300003413	10/31/2012	178.90
50171000	Annual Incent Plan	CF	9300003413	10/31/2012	(178.90)
50171000	Annual Incent Plan	CF	9300003416	10/31/2012	512.26
50171000	Annual Incent Plan	CF	9300003416	10/31/2012	(512.26)
50171000	Annual Incent Plan	CF	9300003417	10/31/2012	96.70
50171000	Annual Incent Plan	CF	9300003417	10/31/2012	(96.70)
50171000	Annual Incent Plan	CF	9300003418	10/31/2012	52.56
50171000	Annual Incent Plan	CF	9300003418	10/31/2012	(52.56)
50171000	Annual Incent Plan	CF	9300003419	10/31/2012	382.68
50171000	Annual Incent Plan	CF	9300003419	10/31/2012	(382.68)
50171000	Annual Incent Plan	CF	9300003423	10/31/2012	1,978.35
50171000	Annual Incent Plan	CF	9300003423	10/31/2012	(1,978.35)
50171000	Annual Incent Plan	CF	9300003424	10/31/2012	360.33
50171000	Annual Incent Plan	CF	9300003424	10/31/2012	(360.33)
50171000	Annual Incent Plan	CF	9300003425	10/31/2012	30.70
50171000	Annual Incent Plan	CF	9300003425	10/31/2012	(30.70)
50171000	Annual Incent Plan	CF	9300003426	10/31/2012	(2.50)
50171000	Annual Incent Plan	CF	9300003426	10/31/2012	2.50
50171000	Annual Incent Plan	CF	9300003427	10/31/2012	64.66
50171000	Annual Incent Plan	CF	9300003427	10/31/2012	(64.66)
50171000	Annual Incent Plan	CF	9300003429	10/31/2012	7.85
50171000	Annual Incent Plan	CF	9300003429	10/31/2012	(7.85)
50171000	Annual Incent Plan	CF	9300003431	10/31/2012	55.76
50171000	Annual Incent Plan	CF	9300003431	10/31/2012	(55.76)
50171000	Annual Incent Plan	CF	9300003433	10/31/2012	65.90
50171000	Annual Incent Plan	CF	9300003433	10/31/2012	(65.90)
50171000	Annual Incent Plan	CF	9300003434	10/31/2012	36.40
50171000	Annual Incent Plan	CF	9300003434	10/31/2012	(36.40)
50171000	Annual Incent Plan	CF	9300003436	10/31/2012	1,645.48
50171000	Annual Incent Plan	CF	9300003436	10/31/2012	(1,645.48)
50171000	Annual Incent Plan	CF	9300003437	10/31/2012	116.69
50171000	Annual Incent Plan	CF	9300003437	10/31/2012	(116.69)
50171000	Annual Incent Plan	CF	9300003439	10/31/2012	65.56
50171000	Annual Incent Plan	CF	9300003439	10/31/2012	(65.56)
50171000	Annual Incent Plan	CF	9300003440	10/31/2012	334.12
50171000	Annual Incent Plan	CF	9300003440	10/31/2012	(334.12)
50171600	Comp Exp-Options	SA	100001516	10/31/2012	1,796.00
50171800	Comp Exp-RSU's	SA	100001516	10/31/2012	3,836.00
50421000	401k Expense	CF	9300002782	10/31/2012	0.39
50421000	401k Expense	CF	9300002782	10/31/2012	(0.39)
50421000	401k Expense	CF	9300002783	10/31/2012	0.73

## Kentucky American Water Company

Case No. 2012-00520

Response to PSC DR1, Item 31

Account	Description	Doc Type	Document Number	Posting Date	Amount
50421000	401k Expense	CF	9300002783	10/31/2012	(0.73)
50421000	401k Expense	CF	9300002866	10/31/2012	0.49
50421000	401k Expense	CF	9300002866	10/31/2012	(0.49)
50421000	401k Expense	CF	9300002868	10/31/2012	2.60
50421000	401k Expense	CF	9300002868	10/31/2012	(2.60)
50421000	401k Expense	CF	9300002874	10/31/2012	92.93
50421000	401k Expense	CF	9300002874	10/31/2012	(92.93)
50421000	401k Expense	CF	9300002880	10/31/2012	27.03
50421000	401k Expense	CF	9300002880	10/31/2012	(27.03)
50421000	401k Expense	CF	9300002882	10/31/2012	2.30
50421000	401k Expense	CF	9300002882	10/31/2012	(2.30)
50421000	401k Expense	CF	9300002887	10/31/2012	(2.41)
50421000	401k Expense	CF	9300002887	10/31/2012	2.41
50421000	401k Expense	CF	9300002889	10/31/2012	18.05
50421000	401k Expense	CF	9300002889	10/31/2012	(18.05)
50421000	401k Expense	CF	9300002891	10/31/2012	(9.83)
50421000	401k Expense	CF	9300002891	10/31/2012	9.83
50421000	401k Expense	CF	9300002893	10/31/2012	(12.84)
50421000	401k Expense	CF	9300002893	10/31/2012	12.84
50421000	401k Expense	CF	9300002895	10/31/2012	5.09
50421000	401k Expense	CF	9300002895	10/31/2012	(5.09)
50421000	401k Expense	CF	9300002897	10/31/2012	(87.72)
50421000	401k Expense	CF	9300002897	10/31/2012	87.72
50421000	401k Expense	CF	9300002902	10/31/2012	(93.57)
50421000	401k Expense	CF	9300002902	10/31/2012	93.57
50421000	401k Expense	CF	9300002905	10/31/2012	0.92
50421000	401k Expense	CF	9300002905	10/31/2012	(0.92)
50421000	401k Expense	CF	9300002907	10/31/2012	(1.15)
50421000	401k Expense	CF	9300002907	10/31/2012	1.15
50421000	401k Expense	CF	9300002909	10/31/2012	(8.90)
50421000	401k Expense	CF	9300002909	10/31/2012	8.90
50421000	401k Expense	CF	9300002916	10/31/2012	(52.09)
50421000	401k Expense	CF	9300002916	10/31/2012	52.09
50421000	401k Expense	CF	9300002918	10/31/2012	2.72
50421000	401k Expense	CF	9300002918	10/31/2012	(2.72)
50421000	401k Expense	CF	9300002920	10/31/2012	(39.43)
50421000	401k Expense	CF	9300002920	10/31/2012	39.43
50421000	401k Expense	CF	9300002923	10/31/2012	(1.62)
50421000	401k Expense	CF	9300002923	10/31/2012	1.62
50421000	401k Expense	CF	9300002925	10/31/2012	61.70
50421000	401k Expense	CF	9300002925	10/31/2012	(61.70)
50421000	401k Expense	CF	9300002927	10/31/2012	43.96
50421000	401k Expense	CF	9300002927	10/31/2012	(43.96)
50421000	401k Expense	CF	9300002932	10/31/2012	102.28
50421000	401k Expense	CF	9300002932	10/31/2012	(102.28)
50421000	401k Expense	CF	9300002935	10/31/2012	(50.67)
50421000	401k Expense	CF	9300002935	10/31/2012	50.67
50421000	401k Expense	CF	9300002937	10/31/2012	(61.48)
50421000	401k Expense	CF	9300002937	10/31/2012	61.48
50421000	401k Expense	CF	9300002939	10/31/2012	5.54
50421000	401k Expense	CF	9300002939	10/31/2012	(5.54)
50421000	401k Expense	CF	9300002941	10/31/2012	(11.21)
50421000	401k Expense	CF	9300002941	10/31/2012	11.21

## Kentucky American Water Company

Case No. 2012-00520

Response to PSC DR1, Item 31

Account	Description	Doc Type	Document Number	Posting Date	Amount
50421000	401k Expense	CF	9300002943	10/31/2012	4.84
50421000	401k Expense	CF	9300002943	10/31/2012	(4.84)
50421000	401k Expense	CF	9300002946	10/31/2012	(18.92)
50421000	401k Expense	CF	9300002946	10/31/2012	18.92
50421000	401k Expense	CF	9300002948	10/31/2012	(2.30)
50421000	401k Expense	CF	9300002948	10/31/2012	2.30
50421000	401k Expense	CF	9300002952	10/31/2012	106.05
50421000	401k Expense	CF	9300002952	10/31/2012	(106.05)
50421000	401k Expense	CF	9300002954	10/31/2012	1.45
50421000	401k Expense	CF	9300002954	10/31/2012	(1.45)
50421000	401k Expense	CF	9300002956	10/31/2012	29.51
50421000	401k Expense	CF	9300002956	10/31/2012	(29.51)
50421000	401k Expense	CF	9300002958	10/31/2012	(96.42)
50421000	401k Expense	CF	9300002958	10/31/2012	96.42
50421000	401k Expense	CF	9300002988	10/31/2012	(5.79)
50421000	401k Expense	CF	9300002988	10/31/2012	5.79
50421000	401k Expense	CF	9300002989	10/31/2012	(11.37)
50421000	401k Expense	CF	9300002989	10/31/2012	11.37
50421000	401k Expense	CF	9300003065	10/31/2012	(248.20)
50421000	401k Expense	CF	9300003065	10/31/2012	248.20
50421000	401k Expense	CF	9300003067	10/31/2012	(21.02)
50421000	401k Expense	CF	9300003067	10/31/2012	21.02
50421000	401k Expense	CF	9300003069	10/31/2012	(44.43)
50421000	401k Expense	CF	9300003069	10/31/2012	44.43
50421000	401k Expense	CF	9300003072	10/31/2012	(679.81)
50421000	401k Expense	CF	9300003072	10/31/2012	679.81
50421000	401k Expense	CF	9300003079	10/31/2012	(144.03)
50421000	401k Expense	CF	9300003079	10/31/2012	144.03
50421000	401k Expense	CF	9300003081	10/31/2012	(329.83)
50421000	401k Expense	CF	9300003081	10/31/2012	329.83
50421000	401k Expense	CF	9300003086	10/31/2012	(606.72)
50421000	401k Expense	CF	9300003086	10/31/2012	606.72
50421000	401k Expense	CF	9300003090	10/31/2012	(14.50)
50421000	401k Expense	CF	9300003090	10/31/2012	14.50
50421000	401k Expense	CF	9300003096	10/31/2012	(97.34)
50421000	401k Expense	CF	9300003096	10/31/2012	97.34
50421000	401k Expense	CF	9300003098	10/31/2012	(115.02)
50421000	401k Expense	CF	9300003098	10/31/2012	115.02
50421000	401k Expense	CF	9300003101	10/31/2012	(11.69)
50421000	401k Expense	CF	9300003101	10/31/2012	11.69
50421000	401k Expense	CF	9300003103	10/31/2012	(388.92)
50421000	401k Expense	CF	9300003103	10/31/2012	388.92
50421000	401k Expense	CF	9300003107	10/31/2012	(886.81)
50421000	401k Expense	CF	9300003107	10/31/2012	886.81
50421000	401k Expense	CF	9300003110	10/31/2012	(44.82)
50421000	401k Expense	CF	9300003110	10/31/2012	44.82
50421000	401k Expense	CF	9300003117	10/31/2012	(215.51)
50421000	401k Expense	CF	9300003117	10/31/2012	215.51
50421000	401k Expense	CF	9300003121	10/31/2012	(93.90)
50421000	401k Expense	CF	9300003121	10/31/2012	93.90
50421000	401k Expense	CF	9300003124	10/31/2012	(881.65)
50421000	401k Expense	CF	9300003124	10/31/2012	881.65
50421000	401k Expense	CF	9300003129	10/31/2012	(163.10)

## Kentucky American Water Company

Case No. 2012-00520

Response to PSC DR1, Item 31

Account	Description	Doc Type	Document Number	Posting Date	Amount
50421000	401k Expense	CF	9300003129	10/31/2012	163.10
50421000	401k Expense	CF	9300003131	10/31/2012	(574.26)
50421000	401k Expense	CF	9300003131	10/31/2012	574.26
50421000	401k Expense	CF	9300003135	10/31/2012	(2,103.28)
50421000	401k Expense	CF	9300003135	10/31/2012	2,103.28
50421000	401k Expense	CF	9300003137	10/31/2012	(540.60)
50421000	401k Expense	CF	9300003137	10/31/2012	540.60
50421000	401k Expense	CF	9300003141	10/31/2012	(32.30)
50421000	401k Expense	CF	9300003141	10/31/2012	32.30
50421000	401k Expense	CF	9300003146	10/31/2012	(43.47)
50421000	401k Expense	CF	9300003146	10/31/2012	43.47
50421000	401k Expense	CF	9300003148	10/31/2012	(143.39)
50421000	401k Expense	CF	9300003148	10/31/2012	143.39
50421000	401k Expense	CF	9300003150	10/31/2012	(50.22)
50421000	401k Expense	CF	9300003150	10/31/2012	50.22
50421000	401k Expense	CF	9300003152	10/31/2012	(2,105.55)
50421000	401k Expense	CF	9300003152	10/31/2012	2,105.55
50421000	401k Expense	CF	9300003154	10/31/2012	(63.57)
50421000	401k Expense	CF	9300003154	10/31/2012	63.57
50421000	401k Expense	CF	9300003158	10/31/2012	(113.49)
50421000	401k Expense	CF	9300003158	10/31/2012	113.49
50421000	401k Expense	CF	9300003160	10/31/2012	(289.69)
50421000	401k Expense	CF	9300003160	10/31/2012	289.69
50421100	401k Exp Cap Credits	UT	9300002864	10/31/2012	23.28
50421100	401k Exp Cap Credits	UT	9300003063	10/31/2012	(576.87)
50421100	401k Exp Cap Credits	UT	9300002863	10/31/2012	(7.85)
50421100	401k Exp Cap Credits	UT	9300003062	10/31/2012	(18.08)
50422000	DCP Expense	CF	9300002782	10/31/2012	0.18
50422000	DCP Expense	CF	9300002782	10/31/2012	(0.18)
50422000	DCP Expense	CF	9300002783	10/31/2012	0.69
50422000	DCP Expense	CF	9300002783	10/31/2012	(0.69)
50422000	DCP Expense	CF	9300002866	10/31/2012	103.32
50422000	DCP Expense	CF	9300002866	10/31/2012	(103.32)
50422000	DCP Expense	CF	9300002868	10/31/2012	3.41
50422000	DCP Expense	CF	9300002868	10/31/2012	(3.41)
50422000	DCP Expense	CF	9300002870	10/31/2012	(20.26)
50422000	DCP Expense	CF	9300002870	10/31/2012	20.26
50422000	DCP Expense	CF	9300002874	10/31/2012	(0.50)
50422000	DCP Expense	CF	9300002874	10/31/2012	0.50
50422000	DCP Expense	CF	9300002880	10/31/2012	33.76
50422000	DCP Expense	CF	9300002880	10/31/2012	(33.76)
50422000	DCP Expense	CF	9300002882	10/31/2012	3.03
50422000	DCP Expense	CF	9300002882	10/31/2012	(3.03)
50422000	DCP Expense	CF	9300002887	10/31/2012	(0.18)
50422000	DCP Expense	CF	9300002887	10/31/2012	0.18
50422000	DCP Expense	CF	9300002889	10/31/2012	26.39
50422000	DCP Expense	CF	9300002889	10/31/2012	(26.39)
50422000	DCP Expense	CF	9300002891	10/31/2012	(5.99)
50422000	DCP Expense	CF	9300002891	10/31/2012	5.99
50422000	DCP Expense	CF	9300002893	10/31/2012	(16.88)
50422000	DCP Expense	CF	9300002893	10/31/2012	16.88
50422000	DCP Expense	CF	9300002895	10/31/2012	5.60
50422000	DCP Expense	CF	9300002895	10/31/2012	(5.60)



## Kentucky American Water Company

Case No. 2012-00520

Response to PSC DR1, Item 31

Account	Description	Doc Type	Document Number	Posting Date	Amount
50422000	DCP Expense	CF	9300002897	10/31/2012	(39.02)
50422000	DCP Expense	CF	9300002897	10/31/2012	39.02
50422000	DCP Expense	CF	9300002902	10/31/2012	(160.21)
50422000	DCP Expense	CF	9300002902	10/31/2012	160.21
50422000	DCP Expense	CF	9300002905	10/31/2012	1.21
50422000	DCP Expense	CF	9300002905	10/31/2012	(1.21)
50422000	DCP Expense	CF	9300002907	10/31/2012	(3.03)
50422000	DCP Expense	CF	9300002907	10/31/2012	3.03
50422000	DCP Expense	CF	9300002909	10/31/2012	7.88
50422000	DCP Expense	CF	9300002909	10/31/2012	(7.88)
50422000	DCP Expense	CF	9300002911	10/31/2012	12.60
50422000	DCP Expense	CF	9300002911	10/31/2012	(12.60)
50422000	DCP Expense	CF	9300002916	10/31/2012	(97.03)
50422000	DCP Expense	CF	9300002916	10/31/2012	97.03
50422000	DCP Expense	CF	9300002920	10/31/2012	(155.57)
50422000	DCP Expense	CF	9300002920	10/31/2012	155.57
50422000	DCP Expense	CF	9300002923	10/31/2012	(30.45)
50422000	DCP Expense	CF	9300002923	10/31/2012	30.45
50422000	DCP Expense	CF	9300002925	10/31/2012	45.42
50422000	DCP Expense	CF	9300002925	10/31/2012	(45.42)
50422000	DCP Expense	CF	9300002927	10/31/2012	(32.84)
50422000	DCP Expense	CF	9300002927	10/31/2012	32.84
50422000	DCP Expense	CF	9300002932	10/31/2012	354.98
50422000	DCP Expense	CF	9300002932	10/31/2012	(354.98)
50422000	DCP Expense	CF	9300002935	10/31/2012	(60.87)
50422000	DCP Expense	CF	9300002935	10/31/2012	60.87
50422000	DCP Expense	CF	9300002937	10/31/2012	(53.53)
50422000	DCP Expense	CF	9300002937	10/31/2012	53.53
50422000	DCP Expense	CF	9300002939	10/31/2012	7.26
50422000	DCP Expense	CF	9300002939	10/31/2012	(7.26)
50422000	DCP Expense	CF	9300002941	10/31/2012	(8.40)
50422000	DCP Expense	CF	9300002941	10/31/2012	8.40
50422000	DCP Expense	CF	9300002943	10/31/2012	(6.81)
50422000	DCP Expense	CF	9300002943	10/31/2012	6.81
50422000	DCP Expense	CF	9300002946	10/31/2012	(16.94)
50422000	DCP Expense	CF	9300002946	10/31/2012	16.94
50422000	DCP Expense	CF	9300002948	10/31/2012	(3.03)
50422000	DCP Expense	CF	9300002948	10/31/2012	3.03
50422000	DCP Expense	CF	9300002952	10/31/2012	100.27
50422000	DCP Expense	CF	9300002952	10/31/2012	(100.27)
50422000	DCP Expense	CF	9300002954	10/31/2012	(10.67)
50422000	DCP Expense	CF	9300002954	10/31/2012	10.67
50422000	DCP Expense	CF	9300002956	10/31/2012	44.47
50422000	DCP Expense	CF	9300002956	10/31/2012	(44.47)
50422000	DCP Expense	CF	9300002958	10/31/2012	(158.28)
50422000	DCP Expense	CF	9300002958	10/31/2012	158.28
50422000	DCP Expense	CF	9300002988	10/31/2012	(1.67)
50422000	DCP Expense	CF	9300002988	10/31/2012	1.67
50422000	DCP Expense	CF	9300002989	10/31/2012	(19.01)
50422000	DCP Expense	CF	9300002989	10/31/2012	19.01
50422000	DCP Expense	CF	9300003065	10/31/2012	(550.32)
50422000	DCP Expense	CF	9300003065	10/31/2012	550.32
50422000	DCP Expense	CF	9300003067	10/31/2012	(27.64)

## Kentucky American Water Company

Case No. 2012-00520

Response to PSC DR1, Item 31

Account	Description	Doc Type	Document Number	Posting Date	Amount
50422000	DCP Expense	CF	9300003067	10/31/2012	27.64
50422000	DCP Expense	CF	9300003069	10/31/2012	(89.40)
50422000	DCP Expense	CF	9300003069	10/31/2012	89.40
50422000	DCP Expense	CF	9300003072	10/31/2012	(232.23)
50422000	DCP Expense	CF	9300003072	10/31/2012	232.23
50422000	DCP Expense	CF	9300003081	10/31/2012	(297.63)
50422000	DCP Expense	CF	9300003081	10/31/2012	297.63
50422000	DCP Expense	CF	9300003086	10/31/2012	(225.55)
50422000	DCP Expense	CF	9300003086	10/31/2012	225.55
50422000	DCP Expense	CF	9300003090	10/31/2012	(162.98)
50422000	DCP Expense	CF	9300003090	10/31/2012	162.98
50422000	DCP Expense	CF	9300003096	10/31/2012	(127.65)
50422000	DCP Expense	CF	9300003096	10/31/2012	127.65
50422000	DCP Expense	CF	9300003101	10/31/2012	(6.55)
50422000	DCP Expense	CF	9300003101	10/31/2012	6.55
50422000	DCP Expense	CF	9300003103	10/31/2012	(747.83)
50422000	DCP Expense	CF	9300003103	10/31/2012	747.83
50422000	DCP Expense	CF	9300003107	10/31/2012	(499.20)
50422000	DCP Expense	CF	9300003107	10/31/2012	499.20
50422000	DCP Expense	CF	9300003110	10/31/2012	(99.03)
50422000	DCP Expense	CF	9300003110	10/31/2012	99.03
50422000	DCP Expense	CF	9300003117	10/31/2012	(755.22)
50422000	DCP Expense	CF	9300003117	10/31/2012	755.22
50422000	DCP Expense	CF	9300003121	10/31/2012	(327.70)
50422000	DCP Expense	CF	9300003121	10/31/2012	327.70
50422000	DCP Expense	CF	9300003124	10/31/2012	(1,069.04)
50422000	DCP Expense	CF	9300003124	10/31/2012	1,069.04
50422000	DCP Expense	CF	9300003127	10/31/2012	(45.89)
50422000	DCP Expense	CF	9300003127	10/31/2012	45.89
50422000	DCP Expense	CF	9300003129	10/31/2012	(233.63)
50422000	DCP Expense	CF	9300003129	10/31/2012	233.63
50422000	DCP Expense	CF	9300003131	10/31/2012	(1,134.60)
50422000	DCP Expense	CF	9300003131	10/31/2012	1,134.60
50422000	DCP Expense	CF	9300003135	10/31/2012	(3,627.48)
50422000	DCP Expense	CF	9300003135	10/31/2012	3,627.48
50422000	DCP Expense	CF	9300003137	10/31/2012	(627.92)
50422000	DCP Expense	CF	9300003137	10/31/2012	627.92
50422000	DCP Expense	CF	9300003141	10/31/2012	(115.90)
50422000	DCP Expense	CF	9300003141	10/31/2012	115.90
50422000	DCP Expense	CF	9300003143	10/31/2012	(19.57)
50422000	DCP Expense	CF	9300003143	10/31/2012	19.57
50422000	DCP Expense	CF	9300003146	10/31/2012	(57.08)
50422000	DCP Expense	CF	9300003146	10/31/2012	57.08
50422000	DCP Expense	CF	9300003148	10/31/2012	(188.19)
50422000	DCP Expense	CF	9300003148	10/31/2012	188.19
50422000	DCP Expense	CF	9300003152	10/31/2012	(3,502.80)
50422000	DCP Expense	CF	9300003152	10/31/2012	3,502.80
50422000	DCP Expense	CF	9300003154	10/31/2012	(254.33)
50422000	DCP Expense	CF	9300003154	10/31/2012	254.33
50422000	DCP Expense	CF	9300003158	10/31/2012	(282.82)
50422000	DCP Expense	CF	9300003158	10/31/2012	282.82
50422000	DCP Expense	CF	9300003160	10/31/2012	(835.65)
50422000	DCP Expense	CF	9300003160	10/31/2012	835.65

## Kentucky American Water Company

Case No. 2012-00520

Response to PSC DR1, Item 31

Account	Description	Doc Type	Document Number	Posting Date	Amount
50422100	DCP Exp Cap Credits	UT	9300002864	10/31/2012	113.88
50422100	DCP Exp Cap Credits	UT	9300003063	10/31/2012	(553.38)
50422100	DCP Exp Cap Credits	UT	9300002863	10/31/2012	(5.15)
50422100	DCP Exp Cap Credits	UT	9300003062	10/31/2012	(23.70)
50423000	ESPP Expense	CF	9300003378	10/31/2012	(863.58)
50423000	ESPP Expense	CF	9300003378	10/31/2012	863.58
50450000	Other Welfare	CS	9300003071	10/31/2012	(1,050.00)
50450016	Other Welfare AG	CS	9300003071	10/31/2012	1,050.00
50451000	Employee Awards	CF	9300002985	10/31/2012	(287.82)
50451000	Employee Awards	CF	9300002985	10/31/2012	287.82
50451000	Employee Awards	CF	9300003156	10/31/2012	(611.91)
50451000	Employee Awards	CF	9300003156	10/31/2012	611.91
50452000	Emp Physical Exams	CF	9300002985	10/31/2012	(21.20)
50452000	Emp Physical Exams	CF	9300002985	10/31/2012	21.20
50452000	Emp Physical Exams	CF	9300003201	10/31/2012	(946.73)
50452000	Emp Physical Exams	CF	9300003201	10/31/2012	946.73
50510000	PBOP Expense	SA	100001513	10/31/2012	70,420.00
50510000	PBOP Expense	SA	100001514	10/31/2012	(359.60)
50510000	PBOP Expense	CF	9300002784	10/31/2012	(328.70)
50510000	PBOP Expense	CF	9300002784	10/31/2012	328.70
50510000	PBOP Expense	CF	9300002785	10/31/2012	(2,014.45)
50510000	PBOP Expense	CF	9300002785	10/31/2012	2,014.45
50510000	PBOP Expense	CF	9300002786	10/31/2012	(8.84)
50510000	PBOP Expense	CF	9300002786	10/31/2012	8.84
50510000	PBOP Expense	CF	9300002787	10/31/2012	52.52
50510000	PBOP Expense	CF	9300002787	10/31/2012	(52.52)
50510000	PBOP Expense	CF	9300002788	10/31/2012	(28.28)
50510000	PBOP Expense	CF	9300002788	10/31/2012	28.28
50510000	PBOP Expense	CF	9300002789	10/31/2012	361.58
50510000	PBOP Expense	CF	9300002789	10/31/2012	(361.58)
50510000	PBOP Expense	CF	9300002790	10/31/2012	(243.91)
50510000	PBOP Expense	CF	9300002790	10/31/2012	243.91
50510000	PBOP Expense	CF	9300002791	10/31/2012	(1,080.96)
50510000	PBOP Expense	CF	9300002791	10/31/2012	1,080.96
50510000	PBOP Expense	CF	9300002792	10/31/2012	82.11
50510000	PBOP Expense	CF	9300002792	10/31/2012	(82.11)
50510000	PBOP Expense	CF	9300002793	10/31/2012	(150.34)
50510000	PBOP Expense	CF	9300002793	10/31/2012	150.34
50510000	PBOP Expense	CF	9300002794	10/31/2012	43.77
50510000	PBOP Expense	CF	9300002794	10/31/2012	(43.77)
50510000	PBOP Expense	CF	9300002795	10/31/2012	130.53
50510000	PBOP Expense	CF	9300002795	10/31/2012	(130.53)
50510000	PBOP Expense	CF	9300002796	10/31/2012	429.92
50510000	PBOP Expense	CF	9300002796	10/31/2012	(429.92)
50510000	PBOP Expense	CF	9300002797	10/31/2012	(49.86)
50510000	PBOP Expense	CF	9300002797	10/31/2012	49.86
50510000	PBOP Expense	CF	9300002798	10/31/2012	7.29
50510000	PBOP Expense	CF	9300002798	10/31/2012	(7.29)
50510000	PBOP Expense	CF	9300002799	10/31/2012	195.68
50510000	PBOP Expense	CF	9300002799	10/31/2012	(195.68)
50510000	PBOP Expense	CF	9300002800	10/31/2012	181.33
50510000	PBOP Expense	CF	9300002800	10/31/2012	(181.33)
50510000	PBOP Expense	CF	9300002801	10/31/2012	(94.68)

## Kentucky American Water Company

Case No. 2012-00520

Response to PSC DR1, Item 31

Account	Description	Doc Type	Document Number	Posting Date	Amount
50510000	PBOP Expense	CF	9300002801	10/31/2012	94.68
50510000	PBOP Expense	CF	9300002802	10/31/2012	7.85
50510000	PBOP Expense	CF	9300002802	10/31/2012	(7.85)
50510000	PBOP Expense	CF	9300002803	10/31/2012	(7.85)
50510000	PBOP Expense	CF	9300002803	10/31/2012	7.85
50510000	PBOP Expense	CF	9300002804	10/31/2012	(14.80)
50510000	PBOP Expense	CF	9300002804	10/31/2012	14.80
50510000	PBOP Expense	CF	9300002805	10/31/2012	(22.70)
50510000	PBOP Expense	CF	9300002805	10/31/2012	22.70
50510000	PBOP Expense	CF	9300002806	10/31/2012	75.34
50510000	PBOP Expense	CF	9300002806	10/31/2012	(75.34)
50510000	PBOP Expense	CF	9300002807	10/31/2012	9.84
50510000	PBOP Expense	CF	9300002807	10/31/2012	(9.84)
50510000	PBOP Expense	CF	9300002808	10/31/2012	13.07
50510000	PBOP Expense	CF	9300002808	10/31/2012	(13.07)
50510000	PBOP Expense	CF	9300002809	10/31/2012	(135.85)
50510000	PBOP Expense	CF	9300002809	10/31/2012	135.85
50510000	PBOP Expense	CF	9300002810	10/31/2012	(61.41)
50510000	PBOP Expense	CF	9300002810	10/31/2012	61.41
50510000	PBOP Expense	CF	9300002811	10/31/2012	(18.84)
50510000	PBOP Expense	CF	9300002811	10/31/2012	18.84
50510000	PBOP Expense	CF	9300002812	10/31/2012	(3.14)
50510000	PBOP Expense	CF	9300002812	10/31/2012	3.14
50510000	PBOP Expense	CF	9300002813	10/31/2012	7.85
50510000	PBOP Expense	CF	9300002813	10/31/2012	(7.85)
50510000	PBOP Expense	CF	9300002814	10/31/2012	(112.47)
50510000	PBOP Expense	CF	9300002814	10/31/2012	112.47
50510000	PBOP Expense	CF	9300002815	10/31/2012	(316.73)
50510000	PBOP Expense	CF	9300002815	10/31/2012	316.73
50510000	PBOP Expense	CF	9300002816	10/31/2012	(37.68)
50510000	PBOP Expense	CF	9300002816	10/31/2012	37.68
50510000	PBOP Expense	CF	9300002817	10/31/2012	26.12
50510000	PBOP Expense	CF	9300002817	10/31/2012	(26.12)
50510000	PBOP Expense	CF	9300002818	10/31/2012	(271.86)
50510000	PBOP Expense	CF	9300002818	10/31/2012	271.86
50510000	PBOP Expense	CF	9300002819	10/31/2012	301.78
50510000	PBOP Expense	CF	9300002819	10/31/2012	(301.78)
50510000	PBOP Expense	CF	9300002820	10/31/2012	(73.73)
50510000	PBOP Expense	CF	9300002820	10/31/2012	73.73
50510000	PBOP Expense	CF	9300002821	10/31/2012	13.35
50510000	PBOP Expense	CF	9300002821	10/31/2012	(13.35)
50510000	PBOP Expense	CF	9300002822	10/31/2012	10.23
50510000	PBOP Expense	CF	9300002822	10/31/2012	(10.23)
50510000	PBOP Expense	CF	9300002823	10/31/2012	(61.58)
50510000	PBOP Expense	CF	9300002823	10/31/2012	61.58
50510000	PBOP Expense	CF	9300002824	10/31/2012	(56.72)
50510000	PBOP Expense	CF	9300002824	10/31/2012	56.72
50510000	PBOP Expense	CF	9300002825	10/31/2012	(73.30)
50510000	PBOP Expense	CF	9300002825	10/31/2012	73.30
50510000	PBOP Expense	CF	9300002826	10/31/2012	(212.95)
50510000	PBOP Expense	CF	9300002826	10/31/2012	212.95
50510000	PBOP Expense	CF	9300002827	10/31/2012	52.82
50510000	PBOP Expense	CF	9300002827	10/31/2012	(52.82)

## Kentucky American Water Company

Case No. 2012-00520

Response to PSC DR1, Item 31

Account	Description	Doc Type	Document Number	Posting Date	Amount
50510000	PBOP Expense	CF	9300002828	10/31/2012	(129.04)
50510000	PBOP Expense	CF	9300002828	10/31/2012	129.04
50510000	PBOP Expense	CF	9300002829	10/31/2012	268.99
50510000	PBOP Expense	CF	9300002829	10/31/2012	(268.99)
50510000	PBOP Expense	CF	9300002830	10/31/2012	(25.12)
50510000	PBOP Expense	CF	9300002830	10/31/2012	25.12
50510000	PBOP Expense	CF	9300002831	10/31/2012	(65.56)
50510000	PBOP Expense	CF	9300002831	10/31/2012	65.56
50510000	PBOP Expense	CF	9300002832	10/31/2012	(38.28)
50510000	PBOP Expense	CF	9300002832	10/31/2012	38.28
50510000	PBOP Expense	CF	9300002833	10/31/2012	65.51
50510000	PBOP Expense	CF	9300002833	10/31/2012	(65.51)
50510000	PBOP Expense	CF	9300002834	10/31/2012	43.67
50510000	PBOP Expense	CF	9300002834	10/31/2012	(43.67)
50510000	PBOP Expense	CF	9300002835	10/31/2012	(87.34)
50510000	PBOP Expense	CF	9300002835	10/31/2012	87.34
50510000	PBOP Expense	CF	9300002836	10/31/2012	(257.39)
50510000	PBOP Expense	CF	9300002836	10/31/2012	257.39
50510000	PBOP Expense	CF	9300002837	10/31/2012	(225.66)
50510000	PBOP Expense	CF	9300002837	10/31/2012	225.66
50510000	PBOP Expense	CF	9300002838	10/31/2012	255.36
50510000	PBOP Expense	CF	9300002838	10/31/2012	(255.36)
50510000	PBOP Expense	CF	9300002839	10/31/2012	13.16
50510000	PBOP Expense	CF	9300002839	10/31/2012	(13.16)
50510000	PBOP Expense	CF	9300002840	10/31/2012	(13.32)
50510000	PBOP Expense	CF	9300002840	10/31/2012	13.32
50510000	PBOP Expense	CF	9300002841	10/31/2012	50.02
50510000	PBOP Expense	CF	9300002841	10/31/2012	(50.02)
50510000	PBOP Expense	CF	9300002842	10/31/2012	(63.84)
50510000	PBOP Expense	CF	9300002842	10/31/2012	63.84
50510000	PBOP Expense	CF	9300002843	10/31/2012	(135.76)
50510000	PBOP Expense	CF	9300002843	10/31/2012	135.76
50510000	PBOP Expense	CF	9300002844	10/31/2012	(18.86)
50510000	PBOP Expense	CF	9300002844	10/31/2012	18.86
50510000	PBOP Expense	CF	9300002845	10/31/2012	134.42
50510000	PBOP Expense	CF	9300002845	10/31/2012	(134.42)
50510000	PBOP Expense	CF	9300002846	10/31/2012	40.83
50510000	PBOP Expense	CF	9300002846	10/31/2012	(40.83)
50510000	PBOP Expense	CF	9300002847	10/31/2012	27.53
50510000	PBOP Expense	CF	9300002847	10/31/2012	(27.53)
50510000	PBOP Expense	CF	9300002848	10/31/2012	(389.84)
50510000	PBOP Expense	CF	9300002848	10/31/2012	389.84
50510000	PBOP Expense	CF	9300002849	10/31/2012	286.64
50510000	PBOP Expense	CF	9300002849	10/31/2012	(286.64)
50510000	PBOP Expense	CF	9300002850	10/31/2012	6.43
50510000	PBOP Expense	CF	9300002850	10/31/2012	(6.43)
50510000	PBOP Expense	CF	9300002851	10/31/2012	85.13
50510000	PBOP Expense	CF	9300002851	10/31/2012	(85.13)
50510000	PBOP Expense	CF	9300002852	10/31/2012	4.82
50510000	PBOP Expense	CF	9300002852	10/31/2012	(4.82)
50510000	PBOP Expense	CF	9300002853	10/31/2012	(26.33)
50510000	PBOP Expense	CF	9300002853	10/31/2012	26.33
50510000	PBOP Expense	CF	9300002854	10/31/2012	(266.98)

## Kentucky American Water Company

Case No. 2012-00520

Response to PSC DR1, Item 31

Account	Description	Doc Type	Document Number	Posting Date	Amount
50510000	PBOP Expense	CF	9300002854	10/31/2012	266.98
50510000	PBOP Expense	CF	9300002855	10/31/2012	12.76
50510000	PBOP Expense	CF	9300002855	10/31/2012	(12.76)
50510000	PBOP Expense	CF	9300002856	10/31/2012	62.31
50510000	PBOP Expense	CF	9300002856	10/31/2012	(62.31)
50510000	PBOP Expense	CF	9300002857	10/31/2012	152.85
50510000	PBOP Expense	CF	9300002857	10/31/2012	(152.85)
50510000	PBOP Expense	CF	9300002858	10/31/2012	(180.57)
50510000	PBOP Expense	CF	9300002858	10/31/2012	180.57
50510000	PBOP Expense	CF	9300002859	10/31/2012	(16.99)
50510000	PBOP Expense	CF	9300002859	10/31/2012	16.99
50510000	PBOP Expense	CF	9300002860	10/31/2012	(5.66)
50510000	PBOP Expense	CF	9300002860	10/31/2012	5.66
50510000	PBOP Expense	CF	9300002861	10/31/2012	22.66
50510000	PBOP Expense	CF	9300002861	10/31/2012	(22.66)
50510000	PBOP Expense	CF	9300002862	10/31/2012	(52.65)
50510000	PBOP Expense	CF	9300002862	10/31/2012	52.65
50510000	PBOP Expense	CF	9300002866	10/31/2012	328.70
50510000	PBOP Expense	CF	9300002866	10/31/2012	(328.70)
50510000	PBOP Expense	CF	9300002868	10/31/2012	8.84
50510000	PBOP Expense	CF	9300002868	10/31/2012	(8.84)
50510000	PBOP Expense	CF	9300002870	10/31/2012	(52.52)
50510000	PBOP Expense	CF	9300002870	10/31/2012	52.52
50510000	PBOP Expense	CF	9300002874	10/31/2012	(75.34)
50510000	PBOP Expense	CF	9300002874	10/31/2012	75.34
50510000	PBOP Expense	CF	9300002880	10/31/2012	94.68
50510000	PBOP Expense	CF	9300002880	10/31/2012	(94.68)
50510000	PBOP Expense	CF	9300002882	10/31/2012	7.85
50510000	PBOP Expense	CF	9300002882	10/31/2012	(7.85)
50510000	PBOP Expense	CF	9300002885	10/31/2012	37.68
50510000	PBOP Expense	CF	9300002885	10/31/2012	(37.68)
50510000	PBOP Expense	CF	9300002887	10/31/2012	28.28
50510000	PBOP Expense	CF	9300002887	10/31/2012	(28.28)
50510000	PBOP Expense	CF	9300002889	10/31/2012	243.91
50510000	PBOP Expense	CF	9300002889	10/31/2012	(243.91)
50510000	PBOP Expense	CF	9300002891	10/31/2012	(13.07)
50510000	PBOP Expense	CF	9300002891	10/31/2012	13.07
50510000	PBOP Expense	CF	9300002893	10/31/2012	(43.77)
50510000	PBOP Expense	CF	9300002893	10/31/2012	43.77
50510000	PBOP Expense	CF	9300002895	10/31/2012	22.70
50510000	PBOP Expense	CF	9300002895	10/31/2012	(22.70)
50510000	PBOP Expense	CF	9300002897	10/31/2012	(9.84)
50510000	PBOP Expense	CF	9300002897	10/31/2012	9.84
50510000	PBOP Expense	CF	9300002902	10/31/2012	(429.92)
50510000	PBOP Expense	CF	9300002902	10/31/2012	429.92
50510000	PBOP Expense	CF	9300002905	10/31/2012	3.14
50510000	PBOP Expense	CF	9300002905	10/31/2012	(3.14)
50510000	PBOP Expense	CF	9300002907	10/31/2012	(7.85)
50510000	PBOP Expense	CF	9300002907	10/31/2012	7.85
50510000	PBOP Expense	CF	9300002909	10/31/2012	112.47
50510000	PBOP Expense	CF	9300002909	10/31/2012	(112.47)
50510000	PBOP Expense	CF	9300002911	10/31/2012	49.86
50510000	PBOP Expense	CF	9300002911	10/31/2012	(49.86)

## Kentucky American Water Company

Case No. 2012-00520

Response to PSC DR1, Item 31

Account	Description	Doc Type	Document Number	Posting Date	Amount
50510000	PBOP Expense	CF	9300002916	10/31/2012	(195.68)
50510000	PBOP Expense	CF	9300002916	10/31/2012	195.68
50510000	PBOP Expense	CF	9300002918	10/31/2012	14.80
50510000	PBOP Expense	CF	9300002918	10/31/2012	(14.80)
50510000	PBOP Expense	CF	9300002920	10/31/2012	(361.58)
50510000	PBOP Expense	CF	9300002920	10/31/2012	361.58
50510000	PBOP Expense	CF	9300002923	10/31/2012	(130.53)
50510000	PBOP Expense	CF	9300002923	10/31/2012	130.53
50510000	PBOP Expense	CF	9300002925	10/31/2012	316.73
50510000	PBOP Expense	CF	9300002925	10/31/2012	(316.73)
50510000	PBOP Expense	CF	9300002927	10/31/2012	271.86
50510000	PBOP Expense	CF	9300002927	10/31/2012	(271.86)
50510000	PBOP Expense	CF	9300002932	10/31/2012	2,014.45
50510000	PBOP Expense	CF	9300002932	10/31/2012	(2,014.45)
50510000	PBOP Expense	CF	9300002935	10/31/2012	(181.33)
50510000	PBOP Expense	CF	9300002935	10/31/2012	181.33
50510000	PBOP Expense	CF	9300002937	10/31/2012	61.41
50510000	PBOP Expense	CF	9300002937	10/31/2012	(61.41)
50510000	PBOP Expense	CF	9300002939	10/31/2012	18.84
50510000	PBOP Expense	CF	9300002939	10/31/2012	(18.84)
50510000	PBOP Expense	CF	9300002941	10/31/2012	(26.12)
50510000	PBOP Expense	CF	9300002941	10/31/2012	26.12
50510000	PBOP Expense	CF	9300002943	10/31/2012	(7.29)
50510000	PBOP Expense	CF	9300002943	10/31/2012	7.29
50510000	PBOP Expense	CF	9300002946	10/31/2012	(82.11)
50510000	PBOP Expense	CF	9300002946	10/31/2012	82.11
50510000	PBOP Expense	CF	9300002948	10/31/2012	(7.85)
50510000	PBOP Expense	CF	9300002948	10/31/2012	7.85
50510000	PBOP Expense	CF	9300002952	10/31/2012	1,080.96
50510000	PBOP Expense	CF	9300002952	10/31/2012	(1,080.96)
50510000	PBOP Expense	CF	9300002954	10/31/2012	150.34
50510000	PBOP Expense	CF	9300002954	10/31/2012	(150.34)
50510000	PBOP Expense	CF	9300002956	10/31/2012	135.85
50510000	PBOP Expense	CF	9300002956	10/31/2012	(135.85)
50510000	PBOP Expense	CF	9300002958	10/31/2012	(301.78)
50510000	PBOP Expense	CF	9300002958	10/31/2012	301.78
50510000	PBOP Expense	CF	9300002990	10/31/2012	2,446.37
50510000	PBOP Expense	CF	9300002990	10/31/2012	(2,446.37)
50510000	PBOP Expense	CF	9300002991	10/31/2012	273.75
50510000	PBOP Expense	CF	9300002991	10/31/2012	(273.75)
50510000	PBOP Expense	CF	9300002992	10/31/2012	16,890.29
50510000	PBOP Expense	CF	9300002992	10/31/2012	(16,890.29)
50510000	PBOP Expense	CF	9300002993	10/31/2012	77.70
50510000	PBOP Expense	CF	9300002993	10/31/2012	(77.70)
50510000	PBOP Expense	CF	9300002994	10/31/2012	166.00
50510000	PBOP Expense	CF	9300002994	10/31/2012	(166.00)
50510000	PBOP Expense	CF	9300002995	10/31/2012	3,016.65
50510000	PBOP Expense	CF	9300002995	10/31/2012	(3,016.65)
50510000	PBOP Expense	CF	9300002996	10/31/2012	3,490.31
50510000	PBOP Expense	CF	9300002996	10/31/2012	(3,490.31)
50510000	PBOP Expense	CF	9300002997	10/31/2012	476.60
50510000	PBOP Expense	CF	9300002997	10/31/2012	(476.60)
50510000	PBOP Expense	CF	9300002998	10/31/2012	13,785.97

## Kentucky American Water Company

Case No. 2012-00520

Response to PSC DR1, Item 31

Account	Description	Doc Type	Document Number	Posting Date	Amount
50510000	PBOP Expense	CF	9300002998	10/31/2012	(13,785.97)
50510000	PBOP Expense	CF	9300002999	10/31/2012	337.11
50510000	PBOP Expense	CF	9300002999	10/31/2012	(337.11)
50510000	PBOP Expense	CF	9300003000	10/31/2012	1,027.78
50510000	PBOP Expense	CF	9300003000	10/31/2012	(1,027.78)
50510000	PBOP Expense	CF	9300003001	10/31/2012	331.11
50510000	PBOP Expense	CF	9300003001	10/31/2012	(331.11)
50510000	PBOP Expense	CF	9300003002	10/31/2012	596.61
50510000	PBOP Expense	CF	9300003002	10/31/2012	(596.61)
50510000	PBOP Expense	CF	9300003003	10/31/2012	7,343.17
50510000	PBOP Expense	CF	9300003003	10/31/2012	(7,343.17)
50510000	PBOP Expense	CF	9300003004	10/31/2012	52.74
50510000	PBOP Expense	CF	9300003004	10/31/2012	(52.74)
50510000	PBOP Expense	CF	9300003005	10/31/2012	51.76
50510000	PBOP Expense	CF	9300003005	10/31/2012	(51.76)
50510000	PBOP Expense	CF	9300003006	10/31/2012	3,172.96
50510000	PBOP Expense	CF	9300003006	10/31/2012	(3,172.96)
50510000	PBOP Expense	CF	9300003007	10/31/2012	2,528.12
50510000	PBOP Expense	CF	9300003007	10/31/2012	(2,528.12)
50510000	PBOP Expense	CF	9300003008	10/31/2012	773.42
50510000	PBOP Expense	CF	9300003008	10/31/2012	(773.42)
50510000	PBOP Expense	CF	9300003009	10/31/2012	487.67
50510000	PBOP Expense	CF	9300003009	10/31/2012	(487.67)
50510000	PBOP Expense	CF	9300003010	10/31/2012	1,976.50
50510000	PBOP Expense	CF	9300003010	10/31/2012	(1,976.50)
50510000	PBOP Expense	CF	9300003011	10/31/2012	1,359.94
50510000	PBOP Expense	CF	9300003011	10/31/2012	(1,359.94)
50510000	PBOP Expense	CF	9300003012	10/31/2012	80.85
50510000	PBOP Expense	CF	9300003012	10/31/2012	(80.85)
50510000	PBOP Expense	CF	9300003013	10/31/2012	5,036.92
50510000	PBOP Expense	CF	9300003013	10/31/2012	(5,036.92)
50510000	PBOP Expense	CF	9300003014	10/31/2012	2,741.51
50510000	PBOP Expense	CF	9300003014	10/31/2012	(2,741.51)
50510000	PBOP Expense	CF	9300003015	10/31/2012	628.86
50510000	PBOP Expense	CF	9300003015	10/31/2012	(628.86)
50510000	PBOP Expense	CF	9300003016	10/31/2012	292.26
50510000	PBOP Expense	CF	9300003016	10/31/2012	(292.26)
50510000	PBOP Expense	CF	9300003017	10/31/2012	504.20
50510000	PBOP Expense	CF	9300003017	10/31/2012	(504.20)
50510000	PBOP Expense	CF	9300003018	10/31/2012	711.94
50510000	PBOP Expense	CF	9300003018	10/31/2012	(711.94)
50510000	PBOP Expense	CF	9300003019	10/31/2012	460.14
50510000	PBOP Expense	CF	9300003019	10/31/2012	(460.14)
50510000	PBOP Expense	CF	9300003020	10/31/2012	3,149.35
50510000	PBOP Expense	CF	9300003020	10/31/2012	(3,149.35)
50510000	PBOP Expense	CF	9300003021	10/31/2012	621.82
50510000	PBOP Expense	CF	9300003021	10/31/2012	(621.82)
50510000	PBOP Expense	CF	9300003022	10/31/2012	2,210.57
50510000	PBOP Expense	CF	9300003022	10/31/2012	(2,210.57)
50510000	PBOP Expense	CF	9300003023	10/31/2012	3,585.20
50510000	PBOP Expense	CF	9300003023	10/31/2012	(3,585.20)
50510000	PBOP Expense	CF	9300003024	10/31/2012	61.42
50510000	PBOP Expense	CF	9300003024	10/31/2012	(61.42)



## Kentucky American Water Company

Case No. 2012-00520

Response to PSC DR1, Item 31

Account	Description	Doc Type	Document Number	Posting Date	Amount
50510000	PBOP Expense	CF	9300003025	10/31/2012	30.73
50510000	PBOP Expense	CF	9300003025	10/31/2012	(30.73)
50510000	PBOP Expense	CF	9300003026	10/31/2012	512.93
50510000	PBOP Expense	CF	9300003026	10/31/2012	(512.93)
50510000	PBOP Expense	CF	9300003027	10/31/2012	243.41
50510000	PBOP Expense	CF	9300003027	10/31/2012	(243.41)
50510000	PBOP Expense	CF	9300003028	10/31/2012	68.74
50510000	PBOP Expense	CF	9300003028	10/31/2012	(68.74)
50510000	PBOP Expense	CF	9300003029	10/31/2012	81.89
50510000	PBOP Expense	CF	9300003029	10/31/2012	(81.89)
50510000	PBOP Expense	CF	9300003030	10/31/2012	71.65
50510000	PBOP Expense	CF	9300003030	10/31/2012	(71.65)
50510000	PBOP Expense	CF	9300003031	10/31/2012	122.04
50510000	PBOP Expense	CF	9300003031	10/31/2012	(122.04)
50510000	PBOP Expense	CF	9300003032	10/31/2012	401.78
50510000	PBOP Expense	CF	9300003032	10/31/2012	(401.78)
50510000	PBOP Expense	CF	9300003033	10/31/2012	150.67
50510000	PBOP Expense	CF	9300003033	10/31/2012	(150.67)
50510000	PBOP Expense	CF	9300003034	10/31/2012	12.48
50510000	PBOP Expense	CF	9300003034	10/31/2012	(12.48)
50510000	PBOP Expense	CF	9300003035	10/31/2012	176.93
50510000	PBOP Expense	CF	9300003035	10/31/2012	(176.93)
50510000	PBOP Expense	CF	9300003036	10/31/2012	23.05
50510000	PBOP Expense	CF	9300003036	10/31/2012	(23.05)
50510000	PBOP Expense	CF	9300003037	10/31/2012	(17.12)
50510000	PBOP Expense	CF	9300003037	10/31/2012	17.12
50510000	PBOP Expense	CF	9300003038	10/31/2012	81.16
50510000	PBOP Expense	CF	9300003038	10/31/2012	(81.16)
50510000	PBOP Expense	CF	9300003039	10/31/2012	163.26
50510000	PBOP Expense	CF	9300003039	10/31/2012	(163.26)
50510000	PBOP Expense	CF	9300003040	10/31/2012	290.28
50510000	PBOP Expense	CF	9300003040	10/31/2012	(290.28)
50510000	PBOP Expense	CF	9300003041	10/31/2012	358.75
50510000	PBOP Expense	CF	9300003041	10/31/2012	(358.75)
50510000	PBOP Expense	CF	9300003042	10/31/2012	1,176.14
50510000	PBOP Expense	CF	9300003042	10/31/2012	(1,176.14)
50510000	PBOP Expense	CF	9300003043	10/31/2012	15.13
50510000	PBOP Expense	CF	9300003043	10/31/2012	(15.13)
50510000	PBOP Expense	CF	9300003044	10/31/2012	318.81
50510000	PBOP Expense	CF	9300003044	10/31/2012	(318.81)
50510000	PBOP Expense	CF	9300003045	10/31/2012	58.55
50510000	PBOP Expense	CF	9300003045	10/31/2012	(58.55)
50510000	PBOP Expense	CF	9300003046	10/31/2012	312.26
50510000	PBOP Expense	CF	9300003046	10/31/2012	(312.26)
50510000	PBOP Expense	CF	9300003047	10/31/2012	1,699.27
50510000	PBOP Expense	CF	9300003047	10/31/2012	(1,699.27)
50510000	PBOP Expense	CF	9300003048	10/31/2012	22.70
50510000	PBOP Expense	CF	9300003048	10/31/2012	(22.70)
50510000	PBOP Expense	CF	9300003049	10/31/2012	742.96
50510000	PBOP Expense	CF	9300003049	10/31/2012	(742.96)
50510000	PBOP Expense	CF	9300003050	10/31/2012	18.10
50510000	PBOP Expense	CF	9300003050	10/31/2012	(18.10)
50510000	PBOP Expense	CF	9300003051	10/31/2012	242.21

## Kentucky American Water Company

Case No. 2012-00520

Response to PSC DR1, Item 31

Account	Description	Doc Type	Document Number	Posting Date	Amount
50510000	PBOP Expense	CF	9300003051	10/31/2012	(242.21)
50510000	PBOP Expense	CF	9300003052	10/31/2012	719.87
50510000	PBOP Expense	CF	9300003052	10/31/2012	(719.87)
50510000	PBOP Expense	CF	9300003053	10/31/2012	39.13
50510000	PBOP Expense	CF	9300003053	10/31/2012	(39.13)
50510000	PBOP Expense	CF	9300003054	10/31/2012	48.11
50510000	PBOP Expense	CF	9300003054	10/31/2012	(48.11)
50510000	PBOP Expense	CF	9300003055	10/31/2012	30.70
50510000	PBOP Expense	CF	9300003055	10/31/2012	(30.70)
50510000	PBOP Expense	CF	9300003056	10/31/2012	301.33
50510000	PBOP Expense	CF	9300003056	10/31/2012	(301.33)
50510000	PBOP Expense	CF	9300003057	10/31/2012	83.92
50510000	PBOP Expense	CF	9300003057	10/31/2012	(83.92)
50510000	PBOP Expense	CF	9300003058	10/31/2012	13.02
50510000	PBOP Expense	CF	9300003058	10/31/2012	(13.02)
50510000	PBOP Expense	CF	9300003059	10/31/2012	333.03
50510000	PBOP Expense	CF	9300003059	10/31/2012	(333.03)
50510000	PBOP Expense	CF	9300003060	10/31/2012	52.11
50510000	PBOP Expense	CF	9300003060	10/31/2012	(52.11)
50510000	PBOP Expense	CF	9300003065	10/31/2012	(2,446.37)
50510000	PBOP Expense	CF	9300003065	10/31/2012	2,446.37
50510000	PBOP Expense	CF	9300003067	10/31/2012	(77.70)
50510000	PBOP Expense	CF	9300003067	10/31/2012	77.70
50510000	PBOP Expense	CF	9300003069	10/31/2012	(166.00)
50510000	PBOP Expense	CF	9300003069	10/31/2012	166.00
50510000	PBOP Expense	CF	9300003072	10/31/2012	(5,036.92)
50510000	PBOP Expense	CF	9300003072	10/31/2012	5,036.92
50510000	PBOP Expense	CF	9300003079	10/31/2012	(773.42)
50510000	PBOP Expense	CF	9300003079	10/31/2012	773.42
50510000	PBOP Expense	CF	9300003081	10/31/2012	(1,976.50)
50510000	PBOP Expense	CF	9300003081	10/31/2012	1,976.50
50510000	PBOP Expense	CF	9300003086	10/31/2012	(3,016.65)
50510000	PBOP Expense	CF	9300003086	10/31/2012	3,016.65
50510000	PBOP Expense	CF	9300003090	10/31/2012	(476.60)
50510000	PBOP Expense	CF	9300003090	10/31/2012	476.60
50510000	PBOP Expense	CF	9300003096	10/31/2012	(331.11)
50510000	PBOP Expense	CF	9300003096	10/31/2012	331.11
50510000	PBOP Expense	CF	9300003098	10/31/2012	(621.82)
50510000	PBOP Expense	CF	9300003098	10/31/2012	621.82
50510000	PBOP Expense	CF	9300003101	10/31/2012	(80.85)
50510000	PBOP Expense	CF	9300003101	10/31/2012	80.85
50510000	PBOP Expense	CF	9300003103	10/31/2012	(2,741.51)
50510000	PBOP Expense	CF	9300003103	10/31/2012	2,741.51
50510000	PBOP Expense	CF	9300003107	10/31/2012	(7,343.17)
50510000	PBOP Expense	CF	9300003107	10/31/2012	7,343.17
50510000	PBOP Expense	CF	9300003110	10/31/2012	(504.20)
50510000	PBOP Expense	CF	9300003110	10/31/2012	504.20
50510000	PBOP Expense	CF	9300003112	10/31/2012	(52.74)
50510000	PBOP Expense	CF	9300003112	10/31/2012	52.74
50510000	PBOP Expense	CF	9300003117	10/31/2012	(3,172.96)
50510000	PBOP Expense	CF	9300003117	10/31/2012	3,172.96
50510000	PBOP Expense	CF	9300003121	10/31/2012	(1,359.94)
50510000	PBOP Expense	CF	9300003121	10/31/2012	1,359.94

## Kentucky American Water Company

Case No. 2012-00520

Response to PSC DR1, Item 31

Account	Description	Doc Type	Document Number	Posting Date	Amount
50510000	PBOP Expense	CF	9300003124	10/31/2012	(3,490.31)
50510000	PBOP Expense	CF	9300003124	10/31/2012	3,490.31
50510000	PBOP Expense	CF	9300003127	10/31/2012	(596.61)
50510000	PBOP Expense	CF	9300003127	10/31/2012	596.61
50510000	PBOP Expense	CF	9300003129	10/31/2012	(711.94)
50510000	PBOP Expense	CF	9300003129	10/31/2012	711.94
50510000	PBOP Expense	CF	9300003131	10/31/2012	(3,149.35)
50510000	PBOP Expense	CF	9300003131	10/31/2012	3,149.35
50510000	PBOP Expense	CF	9300003135	10/31/2012	(16,890.29)
50510000	PBOP Expense	CF	9300003135	10/31/2012	16,890.29
50510000	PBOP Expense	CF	9300003137	10/31/2012	(2,528.12)
50510000	PBOP Expense	CF	9300003137	10/31/2012	2,528.12
50510000	PBOP Expense	CF	9300003139	10/31/2012	(292.26)
50510000	PBOP Expense	CF	9300003139	10/31/2012	292.26
50510000	PBOP Expense	CF	9300003141	10/31/2012	(460.14)
50510000	PBOP Expense	CF	9300003141	10/31/2012	460.14
50510000	PBOP Expense	CF	9300003143	10/31/2012	(51.76)
50510000	PBOP Expense	CF	9300003143	10/31/2012	51.76
50510000	PBOP Expense	CF	9300003146	10/31/2012	(337.11)
50510000	PBOP Expense	CF	9300003146	10/31/2012	337.11
50510000	PBOP Expense	CF	9300003148	10/31/2012	(487.67)
50510000	PBOP Expense	CF	9300003148	10/31/2012	487.67
50510000	PBOP Expense	CF	9300003150	10/31/2012	(273.75)
50510000	PBOP Expense	CF	9300003150	10/31/2012	273.75
50510000	PBOP Expense	CF	9300003152	10/31/2012	(13,785.97)
50510000	PBOP Expense	CF	9300003152	10/31/2012	13,785.97
50510000	PBOP Expense	CF	9300003154	10/31/2012	(1,027.78)
50510000	PBOP Expense	CF	9300003154	10/31/2012	1,027.78
50510000	PBOP Expense	CF	9300003158	10/31/2012	(628.86)
50510000	PBOP Expense	CF	9300003158	10/31/2012	628.86
50510000	PBOP Expense	CF	9300003160	10/31/2012	(2,210.57)
50510000	PBOP Expense	CF	9300003160	10/31/2012	2,210.57
50510000	PBOP Expense	CF	9300003175	10/31/2012	3,841.00
50510000	PBOP Expense	CF	9300003175	10/31/2012	(3,841.00)
50510000	PBOP Expense	CF	9300003276	10/31/2012	(102.70)
50510000	PBOP Expense	CF	9300003276	10/31/2012	102.70
50510000	PBOP Expense	CF	9300003277	10/31/2012	(13.27)
50510000	PBOP Expense	CF	9300003277	10/31/2012	13.27
50510000	PBOP Expense	CF	9300003278	10/31/2012	(721.39)
50510000	PBOP Expense	CF	9300003278	10/31/2012	721.39
50510000	PBOP Expense	CF	9300003279	10/31/2012	(3.34)
50510000	PBOP Expense	CF	9300003279	10/31/2012	3.34
50510000	PBOP Expense	CF	9300003280	10/31/2012	(10.59)
50510000	PBOP Expense	CF	9300003280	10/31/2012	10.59
50510000	PBOP Expense	CF	9300003281	10/31/2012	(144.92)
50510000	PBOP Expense	CF	9300003281	10/31/2012	144.92
50510000	PBOP Expense	CF	9300003282	10/31/2012	(186.79)
50510000	PBOP Expense	CF	9300003282	10/31/2012	186.79
50510000	PBOP Expense	CF	9300003283	10/31/2012	(11.29)
50510000	PBOP Expense	CF	9300003283	10/31/2012	11.29
50510000	PBOP Expense	CF	9300003284	10/31/2012	(429.23)
50510000	PBOP Expense	CF	9300003284	10/31/2012	429.23
50510000	PBOP Expense	CF	9300003285	10/31/2012	(20.33)

## Kentucky American Water Company

Case No. 2012-00520

Response to PSC DR1, Item 31

Account	Description	Doc Type	Document Number	Posting Date	Amount
50510000	PBOP Expense	CF	9300003285	10/31/2012	20.33
50510000	PBOP Expense	CF	9300003286	10/31/2012	(42.55)
50510000	PBOP Expense	CF	9300003286	10/31/2012	42.55
50510000	PBOP Expense	CF	9300003287	10/31/2012	(18.18)
50510000	PBOP Expense	CF	9300003287	10/31/2012	18.18
50510000	PBOP Expense	CF	9300003288	10/31/2012	(35.26)
50510000	PBOP Expense	CF	9300003288	10/31/2012	35.26
50510000	PBOP Expense	CF	9300003289	10/31/2012	(376.94)
50510000	PBOP Expense	CF	9300003289	10/31/2012	376.94
50510000	PBOP Expense	CF	9300003290	10/31/2012	(0.14)
50510000	PBOP Expense	CF	9300003290	10/31/2012	0.14
50510000	PBOP Expense	CF	9300003291	10/31/2012	(2.87)
50510000	PBOP Expense	CF	9300003291	10/31/2012	2.87
50510000	PBOP Expense	CF	9300003292	10/31/2012	(163.35)
50510000	PBOP Expense	CF	9300003292	10/31/2012	163.35
50510000	PBOP Expense	CF	9300003293	10/31/2012	(131.39)
50510000	PBOP Expense	CF	9300003293	10/31/2012	131.39
50510000	PBOP Expense	CF	9300003294	10/31/2012	(32.91)
50510000	PBOP Expense	CF	9300003294	10/31/2012	32.91
50510000	PBOP Expense	CF	9300003295	10/31/2012	(24.03)
50510000	PBOP Expense	CF	9300003295	10/31/2012	24.03
50510000	PBOP Expense	CF	9300003296	10/31/2012	(95.47)
50510000	PBOP Expense	CF	9300003296	10/31/2012	95.47
50510000	PBOP Expense	CF	9300003297	10/31/2012	(65.23)
50510000	PBOP Expense	CF	9300003297	10/31/2012	65.23
50510000	PBOP Expense	CF	9300003298	10/31/2012	(2.82)
50510000	PBOP Expense	CF	9300003298	10/31/2012	2.82
50510000	PBOP Expense	CF	9300003299	10/31/2012	(247.91)
50510000	PBOP Expense	CF	9300003299	10/31/2012	247.91
50510000	PBOP Expense	CF	9300003300	10/31/2012	(133.42)
50510000	PBOP Expense	CF	9300003300	10/31/2012	133.42
50510000	PBOP Expense	CF	9300003301	10/31/2012	(0.64)
50510000	PBOP Expense	CF	9300003301	10/31/2012	0.64
50510000	PBOP Expense	CF	9300003302	10/31/2012	(23.91)
50510000	PBOP Expense	CF	9300003302	10/31/2012	23.91
50510000	PBOP Expense	CF	9300003303	10/31/2012	(11.19)
50510000	PBOP Expense	CF	9300003303	10/31/2012	11.19
50510000	PBOP Expense	CF	9300003304	10/31/2012	0.91
50510000	PBOP Expense	CF	9300003304	10/31/2012	(0.91)
50510000	PBOP Expense	CF	9300003305	10/31/2012	0.15
50510000	PBOP Expense	CF	9300003305	10/31/2012	(0.15)
50510000	PBOP Expense	CF	9300003306	10/31/2012	(0.38)
50510000	PBOP Expense	CF	9300003306	10/31/2012	0.38
50510000	PBOP Expense	CF	9300003307	10/31/2012	(18.99)
50510000	PBOP Expense	CF	9300003307	10/31/2012	18.99
50510000	PBOP Expense	CF	9300003308	10/31/2012	(19.17)
50510000	PBOP Expense	CF	9300003308	10/31/2012	19.17
50510000	PBOP Expense	CF	9300003309	10/31/2012	1.82
50510000	PBOP Expense	CF	9300003309	10/31/2012	(1.82)
50510000	PBOP Expense	CF	9300003310	10/31/2012	(23.58)
50510000	PBOP Expense	CF	9300003310	10/31/2012	23.58
50510000	PBOP Expense	CF	9300003311	10/31/2012	(139.54)
50510000	PBOP Expense	CF	9300003311	10/31/2012	139.54

## Kentucky American Water Company

Case No. 2012-00520

Response to PSC DR1, Item 31

Account	Description	Doc Type	Document Number	Posting Date	Amount
50510000	PBOP Expense	CF	9300003312	10/31/2012	(30.16)
50510000	PBOP Expense	CF	9300003312	10/31/2012	30.16
50510000	PBOP Expense	CF	9300003313	10/31/2012	(121.83)
50510000	PBOP Expense	CF	9300003313	10/31/2012	121.83
50510000	PBOP Expense	CF	9300003314	10/31/2012	(168.40)
50510000	PBOP Expense	CF	9300003314	10/31/2012	168.40
50510000	PBOP Expense	CF	9300003315	10/31/2012	(3.63)
50510000	PBOP Expense	CF	9300003315	10/31/2012	3.63
50510000	PBOP Expense	CF	9300003316	10/31/2012	(0.49)
50510000	PBOP Expense	CF	9300003316	10/31/2012	0.49
50510000	PBOP Expense	CF	9300003317	10/31/2012	1.50
50510000	PBOP Expense	CF	9300003317	10/31/2012	(1.50)
50510000	PBOP Expense	CF	9300003318	10/31/2012	2.75
50510000	PBOP Expense	CF	9300003318	10/31/2012	(2.75)
50510000	PBOP Expense	CF	9300003319	10/31/2012	3.56
50510000	PBOP Expense	CF	9300003319	10/31/2012	(3.56)
50510000	PBOP Expense	CF	9300003320	10/31/2012	10.33
50510000	PBOP Expense	CF	9300003320	10/31/2012	(10.33)
50510000	PBOP Expense	CF	9300003321	10/31/2012	(27.44)
50510000	PBOP Expense	CF	9300003321	10/31/2012	27.44
50510000	PBOP Expense	CF	9300003322	10/31/2012	(11.80)
50510000	PBOP Expense	CF	9300003322	10/31/2012	11.80
50510000	PBOP Expense	CF	9300003323	10/31/2012	6.25
50510000	PBOP Expense	CF	9300003323	10/31/2012	(6.25)
50510000	PBOP Expense	CF	9300003324	10/31/2012	(16.38)
50510000	PBOP Expense	CF	9300003324	10/31/2012	16.38
50510000	PBOP Expense	CF	9300003325	10/31/2012	(3.97)
50510000	PBOP Expense	CF	9300003325	10/31/2012	3.97
50510000	PBOP Expense	CF	9300003326	10/31/2012	1.22
50510000	PBOP Expense	CF	9300003326	10/31/2012	(1.22)
50510000	PBOP Expense	CF	9300003327	10/31/2012	3.17
50510000	PBOP Expense	CF	9300003327	10/31/2012	(3.17)
50510000	PBOP Expense	CF	9300003328	10/31/2012	(3.47)
50510000	PBOP Expense	CF	9300003328	10/31/2012	3.47
50510000	PBOP Expense	CF	9300003329	10/31/2012	1.86
50510000	PBOP Expense	CF	9300003329	10/31/2012	(1.86)
50510000	PBOP Expense	CF	9300003330	10/31/2012	(5.91)
50510000	PBOP Expense	CF	9300003330	10/31/2012	5.91
50510000	PBOP Expense	CF	9300003331	10/31/2012	(22.66)
50510000	PBOP Expense	CF	9300003331	10/31/2012	22.66
50510000	PBOP Expense	CF	9300003332	10/31/2012	(9.43)
50510000	PBOP Expense	CF	9300003332	10/31/2012	9.43
50510000	PBOP Expense	CF	9300003333	10/31/2012	4.23
50510000	PBOP Expense	CF	9300003333	10/31/2012	(4.23)
50510000	PBOP Expense	CF	9300003334	10/31/2012	(0.61)
50510000	PBOP Expense	CF	9300003334	10/31/2012	0.61
50510000	PBOP Expense	CF	9300003335	10/31/2012	3.90
50510000	PBOP Expense	CF	9300003335	10/31/2012	(3.90)
50510000	PBOP Expense	CF	9300003336	10/31/2012	(1.12)
50510000	PBOP Expense	CF	9300003336	10/31/2012	1.12
50510000	PBOP Expense	CF	9300003337	10/31/2012	0.83
50510000	PBOP Expense	CF	9300003337	10/31/2012	(0.83)
50510000	PBOP Expense	CF	9300003338	10/31/2012	10.94

## Kentucky American Water Company

Case No. 2012-00520

Response to PSC DR1, Item 31

Account	Description	Doc Type	Document Number	Posting Date	Amount
50510000	PBOP Expense	CF	9300003338	10/31/2012	(10.94)
50510000	PBOP Expense	CF	9300003339	10/31/2012	(16.32)
50510000	PBOP Expense	CF	9300003339	10/31/2012	16.32
50510000	PBOP Expense	CF	9300003340	10/31/2012	(8.56)
50510000	PBOP Expense	CF	9300003340	10/31/2012	8.56
50510000	PBOP Expense	CF	9300003341	10/31/2012	0.65
50510000	PBOP Expense	CF	9300003341	10/31/2012	(0.65)
50510000	PBOP Expense	CF	9300003342	10/31/2012	(2.43)
50510000	PBOP Expense	CF	9300003342	10/31/2012	2.43
50510000	PBOP Expense	CF	9300003343	10/31/2012	3.10
50510000	PBOP Expense	CF	9300003343	10/31/2012	(3.10)
50510000	PBOP Expense	CF	9300003344	10/31/2012	(7.49)
50510000	PBOP Expense	CF	9300003344	10/31/2012	7.49
50510000	PBOP Expense	CF	9300003345	10/31/2012	(16.48)
50510000	PBOP Expense	CF	9300003345	10/31/2012	16.48
50510000	PBOP Expense	CF	9300003346	10/31/2012	(63.55)
50510000	PBOP Expense	CF	9300003346	10/31/2012	63.55
50510000	PBOP Expense	CF	9300003347	10/31/2012	(0.73)
50510000	PBOP Expense	CF	9300003347	10/31/2012	0.73
50510000	PBOP Expense	CF	9300003348	10/31/2012	(17.44)
50510000	PBOP Expense	CF	9300003348	10/31/2012	17.44
50510000	PBOP Expense	CF	9300003349	10/31/2012	(4.18)
50510000	PBOP Expense	CF	9300003349	10/31/2012	4.18
50510000	PBOP Expense	CF	9300003350	10/31/2012	3.76
50510000	PBOP Expense	CF	9300003350	10/31/2012	(3.76)
50510000	PBOP Expense	CF	9300003351	10/31/2012	(96.31)
50510000	PBOP Expense	CF	9300003351	10/31/2012	96.31
50510000	PBOP Expense	CF	9300003352	10/31/2012	(0.31)
50510000	PBOP Expense	CF	9300003352	10/31/2012	0.31
50510000	PBOP Expense	CF	9300003353	10/31/2012	(1.10)
50510000	PBOP Expense	CF	9300003353	10/31/2012	1.10
50510000	PBOP Expense	CF	9300003354	10/31/2012	(40.16)
50510000	PBOP Expense	CF	9300003354	10/31/2012	40.16
50510000	PBOP Expense	CF	9300003355	10/31/2012	(0.23)
50510000	PBOP Expense	CF	9300003355	10/31/2012	0.23
50510000	PBOP Expense	CF	9300003356	10/31/2012	(0.88)
50510000	PBOP Expense	CF	9300003356	10/31/2012	0.88
50510000	PBOP Expense	CF	9300003357	10/31/2012	(10.47)
50510000	PBOP Expense	CF	9300003357	10/31/2012	10.47
50510000	PBOP Expense	CF	9300003358	10/31/2012	(21.96)
50510000	PBOP Expense	CF	9300003358	10/31/2012	21.96
50510000	PBOP Expense	CF	9300003359	10/31/2012	(2.52)
50510000	PBOP Expense	CF	9300003359	10/31/2012	2.52
50510000	PBOP Expense	CF	9300003360	10/31/2012	(2.33)
50510000	PBOP Expense	CF	9300003360	10/31/2012	2.33
50510000	PBOP Expense	CF	9300003361	10/31/2012	(4.51)
50510000	PBOP Expense	CF	9300003361	10/31/2012	4.51
50510000	PBOP Expense	CF	9300003362	10/31/2012	(22.02)
50510000	PBOP Expense	CF	9300003362	10/31/2012	22.02
50510000	PBOP Expense	CF	9300003363	10/31/2012	8.76
50510000	PBOP Expense	CF	9300003363	10/31/2012	(8.76)
50510000	PBOP Expense	CF	9300003364	10/31/2012	(3.25)
50510000	PBOP Expense	CF	9300003364	10/31/2012	3.25

## Kentucky American Water Company

Case No. 2012-00520

Response to PSC DR1, Item 31

Account	Description	Doc Type	Document Number	Posting Date	Amount
50510000	PBOP Expense	CF	9300003365	10/31/2012	(0.35)
50510000	PBOP Expense	CF	9300003365	10/31/2012	0.35
50510000	PBOP Expense	CF	9300003366	10/31/2012	(1.10)
50510000	PBOP Expense	CF	9300003366	10/31/2012	1.10
50510000	PBOP Expense	CF	9300003367	10/31/2012	(13.59)
50510000	PBOP Expense	CF	9300003367	10/31/2012	13.59
50510000	PBOP Expense	CF	9300003368	10/31/2012	(2.52)
50510000	PBOP Expense	CF	9300003368	10/31/2012	2.52
50510000	PBOP Expense	CF	9300003372	10/31/2012	102.70
50510000	PBOP Expense	CF	9300003372	10/31/2012	(102.70)
50510000	PBOP Expense	CF	9300003373	10/31/2012	3.34
50510000	PBOP Expense	CF	9300003373	10/31/2012	(3.34)
50510000	PBOP Expense	CF	9300003374	10/31/2012	10.59
50510000	PBOP Expense	CF	9300003374	10/31/2012	(10.59)
50510000	PBOP Expense	CF	9300003378	10/31/2012	607.51
50510000	PBOP Expense	CF	9300003378	10/31/2012	(607.51)
50510000	PBOP Expense	CF	9300003381	10/31/2012	32.91
50510000	PBOP Expense	CF	9300003381	10/31/2012	(32.91)
50510000	PBOP Expense	CF	9300003383	10/31/2012	95.47
50510000	PBOP Expense	CF	9300003383	10/31/2012	(95.47)
50510000	PBOP Expense	CF	9300003384	10/31/2012	(1.82)
50510000	PBOP Expense	CF	9300003384	10/31/2012	1.82
50510000	PBOP Expense	CF	9300003387	10/31/2012	144.92
50510000	PBOP Expense	CF	9300003387	10/31/2012	(144.92)
50510000	PBOP Expense	CF	9300003390	10/31/2012	11.29
50510000	PBOP Expense	CF	9300003390	10/31/2012	(11.29)
50510000	PBOP Expense	CF	9300003392	10/31/2012	0.64
50510000	PBOP Expense	CF	9300003392	10/31/2012	(0.64)
50510000	PBOP Expense	CF	9300003395	10/31/2012	18.18
50510000	PBOP Expense	CF	9300003395	10/31/2012	(18.18)
50510000	PBOP Expense	CF	9300003396	10/31/2012	30.16
50510000	PBOP Expense	CF	9300003396	10/31/2012	(30.16)
50510000	PBOP Expense	CF	9300003399	10/31/2012	2.82
50510000	PBOP Expense	CF	9300003399	10/31/2012	(2.82)
50510000	PBOP Expense	CF	9300003400	10/31/2012	133.42
50510000	PBOP Expense	CF	9300003400	10/31/2012	(133.42)
50510000	PBOP Expense	CF	9300003402	10/31/2012	376.94
50510000	PBOP Expense	CF	9300003402	10/31/2012	(376.94)
50510000	PBOP Expense	CF	9300003403	10/31/2012	(0.15)
50510000	PBOP Expense	CF	9300003403	10/31/2012	0.15
50510000	PBOP Expense	CF	9300003404	10/31/2012	0.38
50510000	PBOP Expense	CF	9300003404	10/31/2012	(0.38)
50510000	PBOP Expense	CF	9300003405	10/31/2012	18.99
50510000	PBOP Expense	CF	9300003405	10/31/2012	(18.99)
50510000	PBOP Expense	CF	9300003406	10/31/2012	0.14
50510000	PBOP Expense	CF	9300003406	10/31/2012	(0.14)
50510000	PBOP Expense	CF	9300003409	10/31/2012	163.35
50510000	PBOP Expense	CF	9300003409	10/31/2012	(163.35)
50510000	PBOP Expense	CF	9300003413	10/31/2012	65.23
50510000	PBOP Expense	CF	9300003413	10/31/2012	(65.23)
50510000	PBOP Expense	CF	9300003416	10/31/2012	186.79
50510000	PBOP Expense	CF	9300003416	10/31/2012	(186.79)
50510000	PBOP Expense	CF	9300003417	10/31/2012	35.26

## Kentucky American Water Company

Case No. 2012-00520

Response to PSC DR1, Item 31

Account	Description	Doc Type	Document Number	Posting Date	Amount
50510000	PBOP Expense	CF	9300003417	10/31/2012	(35.26)
50510000	PBOP Expense	CF	9300003418	10/31/2012	19.17
50510000	PBOP Expense	CF	9300003418	10/31/2012	(19.17)
50510000	PBOP Expense	CF	9300003419	10/31/2012	139.54
50510000	PBOP Expense	CF	9300003419	10/31/2012	(139.54)
50510000	PBOP Expense	CF	9300003423	10/31/2012	721.39
50510000	PBOP Expense	CF	9300003423	10/31/2012	(721.39)
50510000	PBOP Expense	CF	9300003424	10/31/2012	131.39
50510000	PBOP Expense	CF	9300003424	10/31/2012	(131.39)
50510000	PBOP Expense	CF	9300003425	10/31/2012	11.19
50510000	PBOP Expense	CF	9300003425	10/31/2012	(11.19)
50510000	PBOP Expense	CF	9300003426	10/31/2012	(0.91)
50510000	PBOP Expense	CF	9300003426	10/31/2012	0.91
50510000	PBOP Expense	CF	9300003427	10/31/2012	23.58
50510000	PBOP Expense	CF	9300003427	10/31/2012	(23.58)
50510000	PBOP Expense	CF	9300003429	10/31/2012	2.87
50510000	PBOP Expense	CF	9300003429	10/31/2012	(2.87)
50510000	PBOP Expense	CF	9300003431	10/31/2012	20.33
50510000	PBOP Expense	CF	9300003431	10/31/2012	(20.33)
50510000	PBOP Expense	CF	9300003433	10/31/2012	24.03
50510000	PBOP Expense	CF	9300003433	10/31/2012	(24.03)
50510000	PBOP Expense	CF	9300003434	10/31/2012	13.27
50510000	PBOP Expense	CF	9300003434	10/31/2012	(13.27)
50510000	PBOP Expense	CF	9300003436	10/31/2012	429.23
50510000	PBOP Expense	CF	9300003436	10/31/2012	(429.23)
50510000	PBOP Expense	CF	9300003437	10/31/2012	42.55
50510000	PBOP Expense	CF	9300003437	10/31/2012	(42.55)
50510000	PBOP Expense	CF	9300003439	10/31/2012	23.91
50510000	PBOP Expense	CF	9300003439	10/31/2012	(23.91)
50510000	PBOP Expense	CF	9300003440	10/31/2012	121.83
50510000	PBOP Expense	CF	9300003440	10/31/2012	(121.83)
50510100	PBOP Cap Credits	UT	9300002864	10/31/2012	73.73
50510100	PBOP Cap Credits	UT	9300003063	10/31/2012	(3,585.20)
50510100	PBOP Cap Credits	UT	9300003370	10/31/2012	168.40
50510100	PBOP Cap Credits	UT	9300002863	10/31/2012	(13.35)
50510100	PBOP Cap Credits	UT	9300003062	10/31/2012	(61.42)
50510100	PBOP Cap Credits	UT	9300003369	10/31/2012	3.63
50510100	PBOP Cap Credits	UZ	2000000365	10/31/2012	3.97
50510100	PBOP Cap Credits	UZ	2000000365	10/31/2012	16.38
50510100	PBOP Cap Credits	UZ	2000000364	10/31/2012	(6.25)
50510100	PBOP Cap Credits	UZ	2000000364	10/31/2012	11.80
50510100	PBOP Cap Credits	UZ	2000000364	10/31/2012	27.44
50510100	PBOP Cap Credits	UZ	2000000364	10/31/2012	(10.33)
50510100	PBOP Cap Credits	UZ	2000000364	10/31/2012	(3.56)
50510100	PBOP Cap Credits	UZ	2000000364	10/31/2012	(2.75)
50510100	PBOP Cap Credits	UZ	2000000364	10/31/2012	(1.50)
50510100	PBOP Cap Credits	UZ	2000000364	10/31/2012	0.49
50510100	PBOP Cap Credits	UZ	2000000365	10/31/2012	(3.17)
50510100	PBOP Cap Credits	UZ	2000000364	10/31/2012	(1.22)
50510100	PBOP Cap Credits	UZ	2000000364	10/31/2012	3.47
50510100	PBOP Cap Credits	UZ	2000000364	10/31/2012	(1.86)
50510100	PBOP Cap Credits	UZ	2000000365	10/31/2012	5.91
50510100	PBOP Cap Credits	UZ	2000000365	10/31/2012	0.61



## Kentucky American Water Company

Case No. 2012-00520

Response to PSC DR1, Item 31

Account	Description	Doc Type	Document Number	Posting Date	Amount
50510100	PBOP Cap Credits	UZ	2000000364	10/31/2012	(4.23)
50510100	PBOP Cap Credits	UZ	2000000364	10/31/2012	9.43
50510100	PBOP Cap Credits	UZ	2000000365	10/31/2012	22.66
50510100	PBOP Cap Credits	UZ	2000000364	10/31/2012	(0.83)
50510100	PBOP Cap Credits	UZ	2000000365	10/31/2012	1.12
50510100	PBOP Cap Credits	UZ	2000000364	10/31/2012	(3.90)
50510100	PBOP Cap Credits	UZ	2000000364	10/31/2012	16.32
50510100	PBOP Cap Credits	UZ	2000000364	10/31/2012	(10.94)
50510100	PBOP Cap Credits	UZ	2000000365	10/31/2012	8.56
50510100	PBOP Cap Credits	UZ	2000000364	10/31/2012	7.49
50510100	PBOP Cap Credits	UZ	2000000364	10/31/2012	(3.10)
50510100	PBOP Cap Credits	UZ	2000000364	10/31/2012	2.43
50510100	PBOP Cap Credits	UZ	2000000364	10/31/2012	(0.65)
50510100	PBOP Cap Credits	UZ	2000000365	10/31/2012	16.48
50510100	PBOP Cap Credits	UZ	2000000364	10/31/2012	0.73
50510100	PBOP Cap Credits	UZ	2000000364	10/31/2012	63.55
50510100	PBOP Cap Credits	UZ	2000000365	10/31/2012	17.44
50510100	PBOP Cap Credits	UZ	2000000364	10/31/2012	0.23
50510100	PBOP Cap Credits	UZ	2000000364	10/31/2012	40.16
50510100	PBOP Cap Credits	UZ	2000000364	10/31/2012	1.10
50510100	PBOP Cap Credits	UZ	2000000364	10/31/2012	0.31
50510100	PBOP Cap Credits	UZ	2000000364	10/31/2012	96.31
50510100	PBOP Cap Credits	UZ	2000000365	10/31/2012	(3.76)
50510100	PBOP Cap Credits	UZ	2000000365	10/31/2012	4.18
50510100	PBOP Cap Credits	UZ	2000000364	10/31/2012	10.47
50510100	PBOP Cap Credits	UZ	2000000364	10/31/2012	0.88
50510100	PBOP Cap Credits	UZ	2000000364	10/31/2012	21.96
50510100	PBOP Cap Credits	UZ	2000000364	10/31/2012	2.33
50510100	PBOP Cap Credits	UZ	2000000364	10/31/2012	2.52
50510100	PBOP Cap Credits	UZ	2000000364	10/31/2012	4.51
50510100	PBOP Cap Credits	UZ	2000000365	10/31/2012	22.02
50510100	PBOP Cap Credits	UZ	2000000364	10/31/2012	(8.76)
50510100	PBOP Cap Credits	UZ	2000000365	10/31/2012	3.25
50510100	PBOP Cap Credits	UZ	2000000364	10/31/2012	0.35
50510100	PBOP Cap Credits	UZ	2000000364	10/31/2012	1.10
50510100	PBOP Cap Credits	UZ	2000000364	10/31/2012	13.59
50510100	PBOP Cap Credits	UZ	2000000364	10/31/2012	2.52
50550000	Group Insur Expense	SA	100001458	10/31/2012	535.31
50550000	Group Insur Expense	CF	9300002782	10/31/2012	2.54
50550000	Group Insur Expense	CF	9300002782	10/31/2012	(2.54)
50550000	Group Insur Expense	CF	9300002783	10/31/2012	26.92
50550000	Group Insur Expense	CF	9300002783	10/31/2012	(26.92)
50550000	Group Insur Expense	CF	9300002866	10/31/2012	(54.12)
50550000	Group Insur Expense	CF	9300002866	10/31/2012	54.12
50550000	Group Insur Expense	CF	9300002868	10/31/2012	5.51
50550000	Group Insur Expense	CF	9300002868	10/31/2012	(5.51)
50550000	Group Insur Expense	CF	9300002870	10/31/2012	(70.67)
50550000	Group Insur Expense	CF	9300002870	10/31/2012	70.67
50550000	Group Insur Expense	CF	9300002872	10/31/2012	1,585.34
50550000	Group Insur Expense	CF	9300002872	10/31/2012	(1,585.34)
50550000	Group Insur Expense	CF	9300002874	10/31/2012	(6.54)
50550000	Group Insur Expense	CF	9300002874	10/31/2012	6.54
50550000	Group Insur Expense	CF	9300002880	10/31/2012	117.76

## Kentucky American Water Company

Case No. 2012-00520

Response to PSC DR1, Item 31

Account	Description	Doc Type	Document Number	Posting Date	Amount
50550000	Group Insur Expense	CF	9300002880	10/31/2012	(117.76)
50550000	Group Insur Expense	CF	9300002882	10/31/2012	62.50
50550000	Group Insur Expense	CF	9300002882	10/31/2012	(62.50)
50550000	Group Insur Expense	CF	9300002885	10/31/2012	54.02
50550000	Group Insur Expense	CF	9300002885	10/31/2012	(54.02)
50550000	Group Insur Expense	CF	9300002887	10/31/2012	(6.22)
50550000	Group Insur Expense	CF	9300002887	10/31/2012	6.22
50550000	Group Insur Expense	CF	9300002889	10/31/2012	282.16
50550000	Group Insur Expense	CF	9300002889	10/31/2012	(282.16)
50550000	Group Insur Expense	CF	9300002891	10/31/2012	(0.63)
50550000	Group Insur Expense	CF	9300002891	10/31/2012	0.63
50550000	Group Insur Expense	CF	9300002893	10/31/2012	(60.36)
50550000	Group Insur Expense	CF	9300002893	10/31/2012	60.36
50550000	Group Insur Expense	CF	9300002895	10/31/2012	17.17
50550000	Group Insur Expense	CF	9300002895	10/31/2012	(17.17)
50550000	Group Insur Expense	CF	9300002897	10/31/2012	(56.45)
50550000	Group Insur Expense	CF	9300002897	10/31/2012	56.45
50550000	Group Insur Expense	CF	9300002902	10/31/2012	(1,562.11)
50550000	Group Insur Expense	CF	9300002902	10/31/2012	1,562.11
50550000	Group Insur Expense	CF	9300002905	10/31/2012	2.63
50550000	Group Insur Expense	CF	9300002905	10/31/2012	(2.63)
50550000	Group Insur Expense	CF	9300002907	10/31/2012	(15.17)
50550000	Group Insur Expense	CF	9300002907	10/31/2012	15.17
50550000	Group Insur Expense	CF	9300002909	10/31/2012	(31.74)
50550000	Group Insur Expense	CF	9300002909	10/31/2012	31.74
50550000	Group Insur Expense	CF	9300002911	10/31/2012	41.38
50550000	Group Insur Expense	CF	9300002911	10/31/2012	(41.38)
50550000	Group Insur Expense	CF	9300002916	10/31/2012	(846.98)
50550000	Group Insur Expense	CF	9300002916	10/31/2012	846.98
50550000	Group Insur Expense	CF	9300002918	10/31/2012	28.22
50550000	Group Insur Expense	CF	9300002918	10/31/2012	(28.22)
50550000	Group Insur Expense	CF	9300002920	10/31/2012	(392.85)
50550000	Group Insur Expense	CF	9300002920	10/31/2012	392.85
50550000	Group Insur Expense	CF	9300002923	10/31/2012	(355.02)
50550000	Group Insur Expense	CF	9300002923	10/31/2012	355.02
50550000	Group Insur Expense	CF	9300002925	10/31/2012	167.45
50550000	Group Insur Expense	CF	9300002925	10/31/2012	(167.45)
50550000	Group Insur Expense	CF	9300002927	10/31/2012	44.34
50550000	Group Insur Expense	CF	9300002927	10/31/2012	(44.34)
50550000	Group Insur Expense	CF	9300002932	10/31/2012	534.52
50550000	Group Insur Expense	CF	9300002932	10/31/2012	(534.52)
50550000	Group Insur Expense	CF	9300002935	10/31/2012	(446.82)
50550000	Group Insur Expense	CF	9300002935	10/31/2012	446.82
50550000	Group Insur Expense	CF	9300002937	10/31/2012	(71.08)
50550000	Group Insur Expense	CF	9300002937	10/31/2012	71.08
50550000	Group Insur Expense	CF	9300002939	10/31/2012	15.15
50550000	Group Insur Expense	CF	9300002939	10/31/2012	(15.15)
50550000	Group Insur Expense	CF	9300002941	10/31/2012	(242.70)
50550000	Group Insur Expense	CF	9300002941	10/31/2012	242.70
50550000	Group Insur Expense	CF	9300002943	10/31/2012	(29.71)
50550000	Group Insur Expense	CF	9300002943	10/31/2012	29.71
50550000	Group Insur Expense	CF	9300002946	10/31/2012	(174.25)
50550000	Group Insur Expense	CF	9300002946	10/31/2012	174.25

## Kentucky American Water Company

Case No. 2012-00520

Response to PSC DR1, Item 31

Account	Description	Doc Type	Document Number	Posting Date	Amount
50550000	Group Insur Expense	CF	9300002948	10/31/2012	(15.26)
50550000	Group Insur Expense	CF	9300002948	10/31/2012	15.26
50550000	Group Insur Expense	CF	9300002950	10/31/2012	1.75
50550000	Group Insur Expense	CF	9300002950	10/31/2012	(1.75)
50550000	Group Insur Expense	CF	9300002952	10/31/2012	2,253.40
50550000	Group Insur Expense	CF	9300002952	10/31/2012	(2,253.40)
50550000	Group Insur Expense	CF	9300002954	10/31/2012	246.21
50550000	Group Insur Expense	CF	9300002954	10/31/2012	(246.21)
50550000	Group Insur Expense	CF	9300002956	10/31/2012	235.48
50550000	Group Insur Expense	CF	9300002956	10/31/2012	(235.48)
50550000	Group Insur Expense	CF	9300002958	10/31/2012	(926.27)
50550000	Group Insur Expense	CF	9300002958	10/31/2012	926.27
50550000	Group Insur Expense	CF	9300002988	10/31/2012	(27.99)
50550000	Group Insur Expense	CF	9300002988	10/31/2012	27.99
50550000	Group Insur Expense	CF	9300002989	10/31/2012	(131.83)
50550000	Group Insur Expense	CF	9300002989	10/31/2012	131.83
50550000	Group Insur Expense	CF	9300003065	10/31/2012	(3,545.82)
50550000	Group Insur Expense	CF	9300003065	10/31/2012	3,545.82
50550000	Group Insur Expense	CF	9300003067	10/31/2012	(59.00)
50550000	Group Insur Expense	CF	9300003067	10/31/2012	59.00
50550000	Group Insur Expense	CF	9300003069	10/31/2012	(275.12)
50550000	Group Insur Expense	CF	9300003069	10/31/2012	275.12
50550000	Group Insur Expense	CF	9300003072	10/31/2012	(4,205.14)
50550000	Group Insur Expense	CF	9300003072	10/31/2012	4,205.14
50550000	Group Insur Expense	CF	9300003079	10/31/2012	(1,749.19)
50550000	Group Insur Expense	CF	9300003079	10/31/2012	1,749.19
50550000	Group Insur Expense	CF	9300003081	10/31/2012	(3,184.28)
50550000	Group Insur Expense	CF	9300003081	10/31/2012	3,184.28
50550000	Group Insur Expense	CF	9300003086	10/31/2012	(2,819.49)
50550000	Group Insur Expense	CF	9300003086	10/31/2012	2,819.49
50550000	Group Insur Expense	CF	9300003090	10/31/2012	(722.43)
50550000	Group Insur Expense	CF	9300003090	10/31/2012	722.43
50550000	Group Insur Expense	CF	9300003092	10/31/2012	(13.13)
50550000	Group Insur Expense	CF	9300003092	10/31/2012	13.13
50550000	Group Insur Expense	CF	9300003096	10/31/2012	(430.46)
50550000	Group Insur Expense	CF	9300003096	10/31/2012	430.46
50550000	Group Insur Expense	CF	9300003098	10/31/2012	(1,806.24)
50550000	Group Insur Expense	CF	9300003098	10/31/2012	1,806.24
50550000	Group Insur Expense	CF	9300003101	10/31/2012	(127.40)
50550000	Group Insur Expense	CF	9300003101	10/31/2012	127.40
50550000	Group Insur Expense	CF	9300003103	10/31/2012	(4,595.73)
50550000	Group Insur Expense	CF	9300003103	10/31/2012	4,595.73
50550000	Group Insur Expense	CF	9300003107	10/31/2012	(12,198.72)
50550000	Group Insur Expense	CF	9300003107	10/31/2012	12,198.72
50550000	Group Insur Expense	CF	9300003110	10/31/2012	(1,185.11)
50550000	Group Insur Expense	CF	9300003110	10/31/2012	1,185.11
50550000	Group Insur Expense	CF	9300003112	10/31/2012	(114.38)
50550000	Group Insur Expense	CF	9300003112	10/31/2012	114.38
50550000	Group Insur Expense	CF	9300003117	10/31/2012	(6,412.43)
50550000	Group Insur Expense	CF	9300003117	10/31/2012	6,412.43
50550000	Group Insur Expense	CF	9300003121	10/31/2012	(1,531.29)
50550000	Group Insur Expense	CF	9300003121	10/31/2012	1,531.29
50550000	Group Insur Expense	CF	9300003124	10/31/2012	(3,566.10)

Kentucky American Water Company  
Case No. 2012-00520  
Response to PSC DR1, Item 31

Account	Description	Doc Type	Document Number	Posting Date	Amount
50550000	Group Insur Expense	CF	9300003124	10/31/2012	3,566.10
50550000	Group Insur Expense	CF	9300003127	10/31/2012	(1,182.55)
50550000	Group Insur Expense	CF	9300003127	10/31/2012	1,182.55
50550000	Group Insur Expense	CF	9300003129	10/31/2012	(1,137.36)
50550000	Group Insur Expense	CF	9300003129	10/31/2012	1,137.36
50550000	Group Insur Expense	CF	9300003131	10/31/2012	(5,563.53)
50550000	Group Insur Expense	CF	9300003131	10/31/2012	5,563.53
50550000	Group Insur Expense	CF	9300003135	10/31/2012	(22,106.14)
50550000	Group Insur Expense	CF	9300003135	10/31/2012	22,106.14
50550000	Group Insur Expense	CF	9300003137	10/31/2012	(4,078.13)
50550000	Group Insur Expense	CF	9300003137	10/31/2012	4,078.13
50550000	Group Insur Expense	CF	9300003139	10/31/2012	(472.09)
50550000	Group Insur Expense	CF	9300003139	10/31/2012	472.09
50550000	Group Insur Expense	CF	9300003141	10/31/2012	(851.78)
50550000	Group Insur Expense	CF	9300003141	10/31/2012	851.78
50550000	Group Insur Expense	CF	9300003143	10/31/2012	(97.36)
50550000	Group Insur Expense	CF	9300003143	10/31/2012	97.36
50550000	Group Insur Expense	CF	9300003146	10/31/2012	(651.72)
50550000	Group Insur Expense	CF	9300003146	10/31/2012	651.72
50550000	Group Insur Expense	CF	9300003148	10/31/2012	(921.21)
50550000	Group Insur Expense	CF	9300003148	10/31/2012	921.21
50550000	Group Insur Expense	CF	9300003150	10/31/2012	(401.54)
50550000	Group Insur Expense	CF	9300003150	10/31/2012	401.54
50550000	Group Insur Expense	CF	9300003152	10/31/2012	(22,886.11)
50550000	Group Insur Expense	CF	9300003152	10/31/2012	22,886.11
50550000	Group Insur Expense	CF	9300003154	10/31/2012	(1,822.86)
50550000	Group Insur Expense	CF	9300003154	10/31/2012	1,822.86
50550000	Group Insur Expense	CF	9300003158	10/31/2012	(822.81)
50550000	Group Insur Expense	CF	9300003158	10/31/2012	822.81
50550000	Group Insur Expense	CF	9300003160	10/31/2012	(3,684.48)
50550000	Group Insur Expense	CF	9300003160	10/31/2012	3,684.48
50550000	Group Insur Expense	CF	9300003275	10/31/2012	(5.35)
50550000	Group Insur Expense	CF	9300003275	10/31/2012	5.35
50550000	Group Insur Expense	CF	9300003436	10/31/2012	(529.96)
50550000	Group Insur Expense	CF	9300003436	10/31/2012	529.96
50550100	Group Ins Cap Credits	UT	9300002864	10/31/2012	(196.81)
50550100	Group Ins Cap Credits	UT	9300003063	10/31/2012	(5,171.34)
50550100	Group Ins Cap Credits	UT	9300003370	10/31/2012	(5.35)
50550100	Group Ins Cap Credits	UT	9300002863	10/31/2012	(8.31)
50550100	Group Ins Cap Credits	UT	9300003062	10/31/2012	(38.10)
50610000	Pension Expense	SA	100001512	10/31/2012	101,561.08
50610000	Pension Expense	CF	9300002784	10/31/2012	(386.90)
50610000	Pension Expense	CF	9300002784	10/31/2012	386.90
50610000	Pension Expense	CF	9300002785	10/31/2012	(2,371.16)
50610000	Pension Expense	CF	9300002785	10/31/2012	2,371.16
50610000	Pension Expense	CF	9300002786	10/31/2012	(10.41)
50610000	Pension Expense	CF	9300002786	10/31/2012	10.41
50610000	Pension Expense	CF	9300002787	10/31/2012	61.82
50610000	Pension Expense	CF	9300002787	10/31/2012	(61.82)
50610000	Pension Expense	CF	9300002788	10/31/2012	(33.29)
50610000	Pension Expense	CF	9300002788	10/31/2012	33.29
50610000	Pension Expense	CF	9300002789	10/31/2012	425.61
50610000	Pension Expense	CF	9300002789	10/31/2012	(425.61)

## Kentucky American Water Company

Case No. 2012-00520

Response to PSC DR1, Item 31

Account	Description	Doc Type	Document Number	Posting Date	Amount
50610000	Pension Expense	CF	9300002790	10/31/2012	(287.10)
50610000	Pension Expense	CF	9300002790	10/31/2012	287.10
50610000	Pension Expense	CF	9300002791	10/31/2012	(1,272.37)
50610000	Pension Expense	CF	9300002791	10/31/2012	1,272.37
50610000	Pension Expense	CF	9300002792	10/31/2012	96.65
50610000	Pension Expense	CF	9300002792	10/31/2012	(96.65)
50610000	Pension Expense	CF	9300002793	10/31/2012	(176.96)
50610000	Pension Expense	CF	9300002793	10/31/2012	176.96
50610000	Pension Expense	CF	9300002794	10/31/2012	51.52
50610000	Pension Expense	CF	9300002794	10/31/2012	(51.52)
50610000	Pension Expense	CF	9300002795	10/31/2012	153.64
50610000	Pension Expense	CF	9300002795	10/31/2012	(153.64)
50610000	Pension Expense	CF	9300002796	10/31/2012	506.05
50610000	Pension Expense	CF	9300002796	10/31/2012	(506.05)
50610000	Pension Expense	CF	9300002797	10/31/2012	(58.69)
50610000	Pension Expense	CF	9300002797	10/31/2012	58.69
50610000	Pension Expense	CF	9300002798	10/31/2012	8.58
50610000	Pension Expense	CF	9300002798	10/31/2012	(8.58)
50610000	Pension Expense	CF	9300002799	10/31/2012	230.33
50610000	Pension Expense	CF	9300002799	10/31/2012	(230.33)
50610000	Pension Expense	CF	9300002800	10/31/2012	213.44
50610000	Pension Expense	CF	9300002800	10/31/2012	(213.44)
50610000	Pension Expense	CF	9300002801	10/31/2012	(111.45)
50610000	Pension Expense	CF	9300002801	10/31/2012	111.45
50610000	Pension Expense	CF	9300002802	10/31/2012	9.24
50610000	Pension Expense	CF	9300002802	10/31/2012	(9.24)
50610000	Pension Expense	CF	9300002803	10/31/2012	(9.24)
50610000	Pension Expense	CF	9300002803	10/31/2012	9.24
50610000	Pension Expense	CF	9300002804	10/31/2012	(17.42)
50610000	Pension Expense	CF	9300002804	10/31/2012	17.42
50610000	Pension Expense	CF	9300002805	10/31/2012	(26.72)
50610000	Pension Expense	CF	9300002805	10/31/2012	26.72
50610000	Pension Expense	CF	9300002806	10/31/2012	88.68
50610000	Pension Expense	CF	9300002806	10/31/2012	(88.68)
50610000	Pension Expense	CF	9300002807	10/31/2012	11.58
50610000	Pension Expense	CF	9300002807	10/31/2012	(11.58)
50610000	Pension Expense	CF	9300002808	10/31/2012	15.38
50610000	Pension Expense	CF	9300002808	10/31/2012	(15.38)
50610000	Pension Expense	CF	9300002809	10/31/2012	(159.90)
50610000	Pension Expense	CF	9300002809	10/31/2012	159.90
50610000	Pension Expense	CF	9300002810	10/31/2012	(72.29)
50610000	Pension Expense	CF	9300002810	10/31/2012	72.29
50610000	Pension Expense	CF	9300002811	10/31/2012	(22.17)
50610000	Pension Expense	CF	9300002811	10/31/2012	22.17
50610000	Pension Expense	CF	9300002812	10/31/2012	(3.70)
50610000	Pension Expense	CF	9300002812	10/31/2012	3.70
50610000	Pension Expense	CF	9300002813	10/31/2012	9.24
50610000	Pension Expense	CF	9300002813	10/31/2012	(9.24)
50610000	Pension Expense	CF	9300002814	10/31/2012	(132.39)
50610000	Pension Expense	CF	9300002814	10/31/2012	132.39
50610000	Pension Expense	CF	9300002815	10/31/2012	(372.82)
50610000	Pension Expense	CF	9300002815	10/31/2012	372.82
50610000	Pension Expense	CF	9300002816	10/31/2012	(44.36)

## Kentucky American Water Company

Case No. 2012-00520

Response to PSC DR1, Item 31

Account	Description	Doc Type	Document Number	Posting Date	Amount
50610000	Pension Expense	CF	9300002816	10/31/2012	44.36
50610000	Pension Expense	CF	9300002817	10/31/2012	30.75
50610000	Pension Expense	CF	9300002817	10/31/2012	(30.75)
50610000	Pension Expense	CF	9300002818	10/31/2012	(320.00)
50610000	Pension Expense	CF	9300002818	10/31/2012	320.00
50610000	Pension Expense	CF	9300002819	10/31/2012	355.21
50610000	Pension Expense	CF	9300002819	10/31/2012	(355.21)
50610000	Pension Expense	CF	9300002820	10/31/2012	(86.78)
50610000	Pension Expense	CF	9300002820	10/31/2012	86.78
50610000	Pension Expense	CF	9300002821	10/31/2012	15.72
50610000	Pension Expense	CF	9300002821	10/31/2012	(15.72)
50610000	Pension Expense	CF	9300002822	10/31/2012	12.05
50610000	Pension Expense	CF	9300002822	10/31/2012	(12.05)
50610000	Pension Expense	CF	9300002823	10/31/2012	(72.48)
50610000	Pension Expense	CF	9300002823	10/31/2012	72.48
50610000	Pension Expense	CF	9300002824	10/31/2012	(66.76)
50610000	Pension Expense	CF	9300002824	10/31/2012	66.76
50610000	Pension Expense	CF	9300002825	10/31/2012	(86.28)
50610000	Pension Expense	CF	9300002825	10/31/2012	86.28
50610000	Pension Expense	CF	9300002826	10/31/2012	(250.66)
50610000	Pension Expense	CF	9300002826	10/31/2012	250.66
50610000	Pension Expense	CF	9300002827	10/31/2012	62.17
50610000	Pension Expense	CF	9300002827	10/31/2012	(62.17)
50610000	Pension Expense	CF	9300002828	10/31/2012	(151.90)
50610000	Pension Expense	CF	9300002828	10/31/2012	151.90
50610000	Pension Expense	CF	9300002829	10/31/2012	316.62
50610000	Pension Expense	CF	9300002829	10/31/2012	(316.62)
50610000	Pension Expense	CF	9300002830	10/31/2012	(29.57)
50610000	Pension Expense	CF	9300002830	10/31/2012	29.57
50610000	Pension Expense	CF	9300002831	10/31/2012	(77.17)
50610000	Pension Expense	CF	9300002831	10/31/2012	77.17
50610000	Pension Expense	CF	9300002832	10/31/2012	45.06
50610000	Pension Expense	CF	9300002832	10/31/2012	(45.06)
50610000	Pension Expense	CF	9300002833	10/31/2012	77.11
50610000	Pension Expense	CF	9300002833	10/31/2012	(77.11)
50610000	Pension Expense	CF	9300002834	10/31/2012	51.40
50610000	Pension Expense	CF	9300002834	10/31/2012	(51.40)
50610000	Pension Expense	CF	9300002835	10/31/2012	(102.81)
50610000	Pension Expense	CF	9300002835	10/31/2012	102.81
50610000	Pension Expense	CF	9300002836	10/31/2012	(302.96)
50610000	Pension Expense	CF	9300002836	10/31/2012	302.96
50610000	Pension Expense	CF	9300002837	10/31/2012	(265.62)
50610000	Pension Expense	CF	9300002837	10/31/2012	265.62
50610000	Pension Expense	CF	9300002838	10/31/2012	300.58
50610000	Pension Expense	CF	9300002838	10/31/2012	(300.58)
50610000	Pension Expense	CF	9300002839	10/31/2012	15.49
50610000	Pension Expense	CF	9300002839	10/31/2012	(15.49)
50610000	Pension Expense	CF	9300002840	10/31/2012	(15.68)
50610000	Pension Expense	CF	9300002840	10/31/2012	15.68
50610000	Pension Expense	CF	9300002841	10/31/2012	58.87
50610000	Pension Expense	CF	9300002841	10/31/2012	(58.87)
50610000	Pension Expense	CF	9300002842	10/31/2012	(75.15)
50610000	Pension Expense	CF	9300002842	10/31/2012	75.15

## Kentucky American Water Company

Case No. 2012-00520

Response to PSC DR1, Item 31

Account	Description	Doc Type	Document Number	Posting Date	Amount
50610000	Pension Expense	CF	9300002843	10/31/2012	(159.80)
50610000	Pension Expense	CF	9300002843	10/31/2012	159.80
50610000	Pension Expense	CF	9300002844	10/31/2012	(22.20)
50610000	Pension Expense	CF	9300002844	10/31/2012	22.20
50610000	Pension Expense	CF	9300002845	10/31/2012	158.22
50610000	Pension Expense	CF	9300002845	10/31/2012	(158.22)
50610000	Pension Expense	CF	9300002846	10/31/2012	48.06
50610000	Pension Expense	CF	9300002846	10/31/2012	(48.06)
50610000	Pension Expense	CF	9300002847	10/31/2012	32.41
50610000	Pension Expense	CF	9300002847	10/31/2012	(32.41)
50610000	Pension Expense	CF	9300002848	10/31/2012	(458.87)
50610000	Pension Expense	CF	9300002848	10/31/2012	458.87
50610000	Pension Expense	CF	9300002849	10/31/2012	337.40
50610000	Pension Expense	CF	9300002849	10/31/2012	(337.40)
50610000	Pension Expense	CF	9300002850	10/31/2012	7.57
50610000	Pension Expense	CF	9300002850	10/31/2012	(7.57)
50610000	Pension Expense	CF	9300002851	10/31/2012	100.20
50610000	Pension Expense	CF	9300002851	10/31/2012	(100.20)
50610000	Pension Expense	CF	9300002852	10/31/2012	5.68
50610000	Pension Expense	CF	9300002852	10/31/2012	(5.68)
50610000	Pension Expense	CF	9300002853	10/31/2012	(30.99)
50610000	Pension Expense	CF	9300002853	10/31/2012	30.99
50610000	Pension Expense	CF	9300002854	10/31/2012	(314.26)
50610000	Pension Expense	CF	9300002854	10/31/2012	314.26
50610000	Pension Expense	CF	9300002855	10/31/2012	15.02
50610000	Pension Expense	CF	9300002855	10/31/2012	(15.02)
50610000	Pension Expense	CF	9300002856	10/31/2012	73.34
50610000	Pension Expense	CF	9300002856	10/31/2012	(73.34)
50610000	Pension Expense	CF	9300002857	10/31/2012	179.92
50610000	Pension Expense	CF	9300002857	10/31/2012	(179.92)
50610000	Pension Expense	CF	9300002858	10/31/2012	(212.54)
50610000	Pension Expense	CF	9300002858	10/31/2012	212.54
50610000	Pension Expense	CF	9300002859	10/31/2012	(20.00)
50610000	Pension Expense	CF	9300002859	10/31/2012	20.00
50610000	Pension Expense	CF	9300002860	10/31/2012	(6.67)
50610000	Pension Expense	CF	9300002860	10/31/2012	6.67
50610000	Pension Expense	CF	9300002861	10/31/2012	26.67
50610000	Pension Expense	CF	9300002861	10/31/2012	(26.67)
50610000	Pension Expense	CF	9300002862	10/31/2012	(61.98)
50610000	Pension Expense	CF	9300002862	10/31/2012	61.98
50610000	Pension Expense	CF	9300002866	10/31/2012	386.90
50610000	Pension Expense	CF	9300002866	10/31/2012	(386.90)
50610000	Pension Expense	CF	9300002868	10/31/2012	10.41
50610000	Pension Expense	CF	9300002868	10/31/2012	(10.41)
50610000	Pension Expense	CF	9300002870	10/31/2012	(61.82)
50610000	Pension Expense	CF	9300002870	10/31/2012	61.82
50610000	Pension Expense	CF	9300002874	10/31/2012	(88.68)
50610000	Pension Expense	CF	9300002874	10/31/2012	88.68
50610000	Pension Expense	CF	9300002880	10/31/2012	111.45
50610000	Pension Expense	CF	9300002880	10/31/2012	(111.45)
50610000	Pension Expense	CF	9300002882	10/31/2012	9.24
50610000	Pension Expense	CF	9300002882	10/31/2012	(9.24)
50610000	Pension Expense	CF	9300002885	10/31/2012	44.36

## Kentucky American Water Company

Case No. 2012-00520

Response to PSC DR1, Item 31

Account	Description	Doc Type	Document Number	Posting Date	Amount
50610000	Pension Expense	CF	9300002885	10/31/2012	(44.36)
50610000	Pension Expense	CF	9300002887	10/31/2012	33.29
50610000	Pension Expense	CF	9300002887	10/31/2012	(33.29)
50610000	Pension Expense	CF	9300002889	10/31/2012	287.10
50610000	Pension Expense	CF	9300002889	10/31/2012	(287.10)
50610000	Pension Expense	CF	9300002891	10/31/2012	(15.38)
50610000	Pension Expense	CF	9300002891	10/31/2012	15.38
50610000	Pension Expense	CF	9300002893	10/31/2012	(51.52)
50610000	Pension Expense	CF	9300002893	10/31/2012	51.52
50610000	Pension Expense	CF	9300002895	10/31/2012	26.72
50610000	Pension Expense	CF	9300002895	10/31/2012	(26.72)
50610000	Pension Expense	CF	9300002897	10/31/2012	(11.58)
50610000	Pension Expense	CF	9300002897	10/31/2012	11.58
50610000	Pension Expense	CF	9300002902	10/31/2012	(506.05)
50610000	Pension Expense	CF	9300002902	10/31/2012	506.05
50610000	Pension Expense	CF	9300002905	10/31/2012	3.70
50610000	Pension Expense	CF	9300002905	10/31/2012	(3.70)
50610000	Pension Expense	CF	9300002907	10/31/2012	(9.24)
50610000	Pension Expense	CF	9300002907	10/31/2012	9.24
50610000	Pension Expense	CF	9300002909	10/31/2012	132.39
50610000	Pension Expense	CF	9300002909	10/31/2012	(132.39)
50610000	Pension Expense	CF	9300002911	10/31/2012	58.69
50610000	Pension Expense	CF	9300002911	10/31/2012	(58.69)
50610000	Pension Expense	CF	9300002916	10/31/2012	(230.33)
50610000	Pension Expense	CF	9300002916	10/31/2012	230.33
50610000	Pension Expense	CF	9300002918	10/31/2012	17.42
50610000	Pension Expense	CF	9300002918	10/31/2012	(17.42)
50610000	Pension Expense	CF	9300002920	10/31/2012	(425.61)
50610000	Pension Expense	CF	9300002920	10/31/2012	425.61
50610000	Pension Expense	CF	9300002923	10/31/2012	(153.64)
50610000	Pension Expense	CF	9300002923	10/31/2012	153.64
50610000	Pension Expense	CF	9300002925	10/31/2012	372.82
50610000	Pension Expense	CF	9300002925	10/31/2012	(372.82)
50610000	Pension Expense	CF	9300002927	10/31/2012	320.00
50610000	Pension Expense	CF	9300002927	10/31/2012	(320.00)
50610000	Pension Expense	CF	9300002932	10/31/2012	2,371.16
50610000	Pension Expense	CF	9300002932	10/31/2012	(2,371.16)
50610000	Pension Expense	CF	9300002935	10/31/2012	(213.44)
50610000	Pension Expense	CF	9300002935	10/31/2012	213.44
50610000	Pension Expense	CF	9300002937	10/31/2012	72.29
50610000	Pension Expense	CF	9300002937	10/31/2012	(72.29)
50610000	Pension Expense	CF	9300002939	10/31/2012	22.17
50610000	Pension Expense	CF	9300002939	10/31/2012	(22.17)
50610000	Pension Expense	CF	9300002941	10/31/2012	(30.75)
50610000	Pension Expense	CF	9300002941	10/31/2012	30.75
50610000	Pension Expense	CF	9300002943	10/31/2012	(8.58)
50610000	Pension Expense	CF	9300002943	10/31/2012	8.58
50610000	Pension Expense	CF	9300002946	10/31/2012	(96.65)
50610000	Pension Expense	CF	9300002946	10/31/2012	96.65
50610000	Pension Expense	CF	9300002948	10/31/2012	(9.24)
50610000	Pension Expense	CF	9300002948	10/31/2012	9.24
50610000	Pension Expense	CF	9300002952	10/31/2012	1,272.37
50610000	Pension Expense	CF	9300002952	10/31/2012	(1,272.37)



## Kentucky American Water Company

Case No. 2012-00520

Response to PSC DR1, Item 31

Account	Description	Doc Type	Document Number	Posting Date	Amount
50610000	Pension Expense	CF	9300002954	10/31/2012	176.96
50610000	Pension Expense	CF	9300002954	10/31/2012	(176.96)
50610000	Pension Expense	CF	9300002956	10/31/2012	159.90
50610000	Pension Expense	CF	9300002956	10/31/2012	(159.90)
50610000	Pension Expense	CF	9300002958	10/31/2012	(355.21)
50610000	Pension Expense	CF	9300002958	10/31/2012	355.21
50610000	Pension Expense	CF	9300002990	10/31/2012	2,879.55
50610000	Pension Expense	CF	9300002990	10/31/2012	(2,879.55)
50610000	Pension Expense	CF	9300002991	10/31/2012	322.22
50610000	Pension Expense	CF	9300002991	10/31/2012	(322.22)
50610000	Pension Expense	CF	9300002992	10/31/2012	19,881.15
50610000	Pension Expense	CF	9300002992	10/31/2012	(19,881.15)
50610000	Pension Expense	CF	9300002993	10/31/2012	91.46
50610000	Pension Expense	CF	9300002993	10/31/2012	(91.46)
50610000	Pension Expense	CF	9300002994	10/31/2012	195.40
50610000	Pension Expense	CF	9300002994	10/31/2012	(195.40)
50610000	Pension Expense	CF	9300002995	10/31/2012	3,550.83
50610000	Pension Expense	CF	9300002995	10/31/2012	(3,550.83)
50610000	Pension Expense	CF	9300002996	10/31/2012	4,108.35
50610000	Pension Expense	CF	9300002996	10/31/2012	(4,108.35)
50610000	Pension Expense	CF	9300002997	10/31/2012	560.99
50610000	Pension Expense	CF	9300002997	10/31/2012	(560.99)
50610000	Pension Expense	CF	9300002998	10/31/2012	16,227.12
50610000	Pension Expense	CF	9300002998	10/31/2012	(16,227.12)
50610000	Pension Expense	CF	9300002999	10/31/2012	396.80
50610000	Pension Expense	CF	9300002999	10/31/2012	(396.80)
50610000	Pension Expense	CF	9300003000	10/31/2012	1,209.78
50610000	Pension Expense	CF	9300003000	10/31/2012	(1,209.78)
50610000	Pension Expense	CF	9300003001	10/31/2012	389.74
50610000	Pension Expense	CF	9300003001	10/31/2012	(389.74)
50610000	Pension Expense	CF	9300003002	10/31/2012	702.26
50610000	Pension Expense	CF	9300003002	10/31/2012	(702.26)
50610000	Pension Expense	CF	9300003003	10/31/2012	8,643.47
50610000	Pension Expense	CF	9300003003	10/31/2012	(8,643.47)
50610000	Pension Expense	CF	9300003004	10/31/2012	62.08
50610000	Pension Expense	CF	9300003004	10/31/2012	(62.08)
50610000	Pension Expense	CF	9300003005	10/31/2012	60.92
50610000	Pension Expense	CF	9300003005	10/31/2012	(60.92)
50610000	Pension Expense	CF	9300003006	10/31/2012	3,734.82
50610000	Pension Expense	CF	9300003006	10/31/2012	(3,734.82)
50610000	Pension Expense	CF	9300003007	10/31/2012	2,975.78
50610000	Pension Expense	CF	9300003007	10/31/2012	(2,975.78)
50610000	Pension Expense	CF	9300003008	10/31/2012	910.38
50610000	Pension Expense	CF	9300003008	10/31/2012	(910.38)
50610000	Pension Expense	CF	9300003009	10/31/2012	574.03
50610000	Pension Expense	CF	9300003009	10/31/2012	(574.03)
50610000	Pension Expense	CF	9300003010	10/31/2012	2,326.49
50610000	Pension Expense	CF	9300003010	10/31/2012	(2,326.49)
50610000	Pension Expense	CF	9300003011	10/31/2012	1,600.75
50610000	Pension Expense	CF	9300003011	10/31/2012	(1,600.75)
50610000	Pension Expense	CF	9300003012	10/31/2012	95.17
50610000	Pension Expense	CF	9300003012	10/31/2012	(95.17)
50610000	Pension Expense	CF	9300003013	10/31/2012	5,928.84

## Kentucky American Water Company

Case No. 2012-00520

Response to PSC DR1, Item 31

Account	Description	Doc Type	Document Number	Posting Date	Amount
50610000	Pension Expense	CF	9300003013	10/31/2012	(5,928.84)
50610000	Pension Expense	CF	9300003014	10/31/2012	3,226.97
50610000	Pension Expense	CF	9300003014	10/31/2012	(3,226.97)
50610000	Pension Expense	CF	9300003015	10/31/2012	740.21
50610000	Pension Expense	CF	9300003015	10/31/2012	(740.21)
50610000	Pension Expense	CF	9300003016	10/31/2012	344.02
50610000	Pension Expense	CF	9300003016	10/31/2012	(344.02)
50610000	Pension Expense	CF	9300003017	10/31/2012	593.49
50610000	Pension Expense	CF	9300003017	10/31/2012	(593.49)
50610000	Pension Expense	CF	9300003018	10/31/2012	838.01
50610000	Pension Expense	CF	9300003018	10/31/2012	(838.01)
50610000	Pension Expense	CF	9300003019	10/31/2012	541.61
50610000	Pension Expense	CF	9300003019	10/31/2012	(541.61)
50610000	Pension Expense	CF	9300003020	10/31/2012	3,707.02
50610000	Pension Expense	CF	9300003020	10/31/2012	(3,707.02)
50610000	Pension Expense	CF	9300003021	10/31/2012	731.92
50610000	Pension Expense	CF	9300003021	10/31/2012	(731.92)
50610000	Pension Expense	CF	9300003022	10/31/2012	2,602.01
50610000	Pension Expense	CF	9300003022	10/31/2012	(2,602.01)
50610000	Pension Expense	CF	9300003023	10/31/2012	4,220.04
50610000	Pension Expense	CF	9300003023	10/31/2012	(4,220.04)
50610000	Pension Expense	CF	9300003024	10/31/2012	72.29
50610000	Pension Expense	CF	9300003024	10/31/2012	(72.29)
50610000	Pension Expense	CF	9300003025	10/31/2012	36.17
50610000	Pension Expense	CF	9300003025	10/31/2012	(36.17)
50610000	Pension Expense	CF	9300003026	10/31/2012	603.76
50610000	Pension Expense	CF	9300003026	10/31/2012	(603.76)
50610000	Pension Expense	CF	9300003027	10/31/2012	286.51
50610000	Pension Expense	CF	9300003027	10/31/2012	(286.51)
50610000	Pension Expense	CF	9300003028	10/31/2012	80.91
50610000	Pension Expense	CF	9300003028	10/31/2012	(80.91)
50610000	Pension Expense	CF	9300003029	10/31/2012	96.39
50610000	Pension Expense	CF	9300003029	10/31/2012	(96.39)
50610000	Pension Expense	CF	9300003030	10/31/2012	84.34
50610000	Pension Expense	CF	9300003030	10/31/2012	(84.34)
50610000	Pension Expense	CF	9300003031	10/31/2012	143.66
50610000	Pension Expense	CF	9300003031	10/31/2012	(143.66)
50610000	Pension Expense	CF	9300003032	10/31/2012	472.92
50610000	Pension Expense	CF	9300003032	10/31/2012	(472.92)
50610000	Pension Expense	CF	9300003033	10/31/2012	177.35
50610000	Pension Expense	CF	9300003033	10/31/2012	(177.35)
50610000	Pension Expense	CF	9300003034	10/31/2012	14.69
50610000	Pension Expense	CF	9300003034	10/31/2012	(14.69)
50610000	Pension Expense	CF	9300003035	10/31/2012	208.25
50610000	Pension Expense	CF	9300003035	10/31/2012	(208.25)
50610000	Pension Expense	CF	9300003036	10/31/2012	27.13
50610000	Pension Expense	CF	9300003036	10/31/2012	(27.13)
50610000	Pension Expense	CF	9300003037	10/31/2012	(20.15)
50610000	Pension Expense	CF	9300003037	10/31/2012	20.15
50610000	Pension Expense	CF	9300003038	10/31/2012	95.53
50610000	Pension Expense	CF	9300003038	10/31/2012	(95.53)
50610000	Pension Expense	CF	9300003039	10/31/2012	192.17
50610000	Pension Expense	CF	9300003039	10/31/2012	(192.17)

## Kentucky American Water Company

Case No. 2012-00520

Response to PSC DR1, Item 31

Account	Description	Doc Type	Document Number	Posting Date	Amount
50610000	Pension Expense	CF	9300003040	10/31/2012	341.68
50610000	Pension Expense	CF	9300003040	10/31/2012	(341.68)
50610000	Pension Expense	CF	9300003041	10/31/2012	422.28
50610000	Pension Expense	CF	9300003041	10/31/2012	(422.28)
50610000	Pension Expense	CF	9300003042	10/31/2012	1,384.41
50610000	Pension Expense	CF	9300003042	10/31/2012	(1,384.41)
50610000	Pension Expense	CF	9300003043	10/31/2012	17.81
50610000	Pension Expense	CF	9300003043	10/31/2012	(17.81)
50610000	Pension Expense	CF	9300003044	10/31/2012	375.27
50610000	Pension Expense	CF	9300003044	10/31/2012	(375.27)
50610000	Pension Expense	CF	9300003045	10/31/2012	68.91
50610000	Pension Expense	CF	9300003045	10/31/2012	(68.91)
50610000	Pension Expense	CF	9300003046	10/31/2012	367.55
50610000	Pension Expense	CF	9300003046	10/31/2012	(367.55)
50610000	Pension Expense	CF	9300003047	10/31/2012	2,000.16
50610000	Pension Expense	CF	9300003047	10/31/2012	(2,000.16)
50610000	Pension Expense	CF	9300003048	10/31/2012	26.72
50610000	Pension Expense	CF	9300003048	10/31/2012	(26.72)
50610000	Pension Expense	CF	9300003049	10/31/2012	874.52
50610000	Pension Expense	CF	9300003049	10/31/2012	(874.52)
50610000	Pension Expense	CF	9300003050	10/31/2012	21.30
50610000	Pension Expense	CF	9300003050	10/31/2012	(21.30)
50610000	Pension Expense	CF	9300003051	10/31/2012	285.10
50610000	Pension Expense	CF	9300003051	10/31/2012	(285.10)
50610000	Pension Expense	CF	9300003052	10/31/2012	847.34
50610000	Pension Expense	CF	9300003052	10/31/2012	(847.34)
50610000	Pension Expense	CF	9300003053	10/31/2012	46.06
50610000	Pension Expense	CF	9300003053	10/31/2012	(46.06)
50610000	Pension Expense	CF	9300003054	10/31/2012	56.63
50610000	Pension Expense	CF	9300003054	10/31/2012	(56.63)
50610000	Pension Expense	CF	9300003055	10/31/2012	36.15
50610000	Pension Expense	CF	9300003055	10/31/2012	(36.15)
50610000	Pension Expense	CF	9300003056	10/31/2012	354.69
50610000	Pension Expense	CF	9300003056	10/31/2012	(354.69)
50610000	Pension Expense	CF	9300003057	10/31/2012	98.78
50610000	Pension Expense	CF	9300003057	10/31/2012	(98.78)
50610000	Pension Expense	CF	9300003058	10/31/2012	15.34
50610000	Pension Expense	CF	9300003058	10/31/2012	(15.34)
50610000	Pension Expense	CF	9300003059	10/31/2012	392.01
50610000	Pension Expense	CF	9300003059	10/31/2012	(392.01)
50610000	Pension Expense	CF	9300003060	10/31/2012	61.34
50610000	Pension Expense	CF	9300003060	10/31/2012	(61.34)
50610000	Pension Expense	CF	9300003065	10/31/2012	(2,879.55)
50610000	Pension Expense	CF	9300003065	10/31/2012	2,879.55
50610000	Pension Expense	CF	9300003067	10/31/2012	(91.46)
50610000	Pension Expense	CF	9300003067	10/31/2012	91.46
50610000	Pension Expense	CF	9300003069	10/31/2012	(195.40)
50610000	Pension Expense	CF	9300003069	10/31/2012	195.40
50610000	Pension Expense	CF	9300003072	10/31/2012	(5,928.84)
50610000	Pension Expense	CF	9300003072	10/31/2012	5,928.84
50610000	Pension Expense	CF	9300003079	10/31/2012	(910.38)
50610000	Pension Expense	CF	9300003079	10/31/2012	910.38
50610000	Pension Expense	CF	9300003081	10/31/2012	(2,326.49)

## Kentucky American Water Company

Case No. 2012-00520

Response to PSC DR1, Item 31

Account	Description	Doc Type	Document Number	Posting Date	Amount
50610000	Pension Expense	CF	9300003081	10/31/2012	2,326.49
50610000	Pension Expense	CF	9300003086	10/31/2012	(3,550.83)
50610000	Pension Expense	CF	9300003086	10/31/2012	3,550.83
50610000	Pension Expense	CF	9300003090	10/31/2012	560.99
50610000	Pension Expense	CF	9300003090	10/31/2012	(560.99)
50610000	Pension Expense	CF	9300003096	10/31/2012	(389.74)
50610000	Pension Expense	CF	9300003096	10/31/2012	389.74
50610000	Pension Expense	CF	9300003098	10/31/2012	(731.92)
50610000	Pension Expense	CF	9300003098	10/31/2012	731.92
50610000	Pension Expense	CF	9300003101	10/31/2012	(95.17)
50610000	Pension Expense	CF	9300003101	10/31/2012	95.17
50610000	Pension Expense	CF	9300003103	10/31/2012	(3,226.97)
50610000	Pension Expense	CF	9300003103	10/31/2012	3,226.97
50610000	Pension Expense	CF	9300003107	10/31/2012	(8,643.47)
50610000	Pension Expense	CF	9300003107	10/31/2012	8,643.47
50610000	Pension Expense	CF	9300003110	10/31/2012	(593.49)
50610000	Pension Expense	CF	9300003110	10/31/2012	593.49
50610000	Pension Expense	CF	9300003112	10/31/2012	(62.08)
50610000	Pension Expense	CF	9300003112	10/31/2012	62.08
50610000	Pension Expense	CF	9300003117	10/31/2012	(3,734.82)
50610000	Pension Expense	CF	9300003117	10/31/2012	3,734.82
50610000	Pension Expense	CF	9300003121	10/31/2012	(1,600.75)
50610000	Pension Expense	CF	9300003121	10/31/2012	1,600.75
50610000	Pension Expense	CF	9300003124	10/31/2012	(4,108.35)
50610000	Pension Expense	CF	9300003124	10/31/2012	4,108.35
50610000	Pension Expense	CF	9300003127	10/31/2012	(702.26)
50610000	Pension Expense	CF	9300003127	10/31/2012	702.26
50610000	Pension Expense	CF	9300003129	10/31/2012	(838.01)
50610000	Pension Expense	CF	9300003129	10/31/2012	838.01
50610000	Pension Expense	CF	9300003131	10/31/2012	(3,707.02)
50610000	Pension Expense	CF	9300003131	10/31/2012	3,707.02
50610000	Pension Expense	CF	9300003135	10/31/2012	(19,881.15)
50610000	Pension Expense	CF	9300003135	10/31/2012	19,881.15
50610000	Pension Expense	CF	9300003137	10/31/2012	(2,975.78)
50610000	Pension Expense	CF	9300003137	10/31/2012	2,975.78
50610000	Pension Expense	CF	9300003139	10/31/2012	(344.02)
50610000	Pension Expense	CF	9300003139	10/31/2012	344.02
50610000	Pension Expense	CF	9300003141	10/31/2012	(541.61)
50610000	Pension Expense	CF	9300003141	10/31/2012	541.61
50610000	Pension Expense	CF	9300003143	10/31/2012	(60.92)
50610000	Pension Expense	CF	9300003143	10/31/2012	60.92
50610000	Pension Expense	CF	9300003146	10/31/2012	(396.80)
50610000	Pension Expense	CF	9300003146	10/31/2012	396.80
50610000	Pension Expense	CF	9300003148	10/31/2012	(574.03)
50610000	Pension Expense	CF	9300003148	10/31/2012	574.03
50610000	Pension Expense	CF	9300003150	10/31/2012	(322.22)
50610000	Pension Expense	CF	9300003150	10/31/2012	322.22
50610000	Pension Expense	CF	9300003152	10/31/2012	(16,227.12)
50610000	Pension Expense	CF	9300003152	10/31/2012	16,227.12
50610000	Pension Expense	CF	9300003154	10/31/2012	(1,209.78)
50610000	Pension Expense	CF	9300003154	10/31/2012	1,209.78
50610000	Pension Expense	CF	9300003158	10/31/2012	(740.21)
50610000	Pension Expense	CF	9300003158	10/31/2012	740.21

## Kentucky American Water Company

Case No. 2012-00520

Response to PSC DR1, Item 31

Account	Description	Doc Type	Document Number	Posting Date	Amount
50610000	Pension Expense	CF	9300003160	10/31/2012	(2,602.01)
50610000	Pension Expense	CF	9300003160	10/31/2012	2,602.01
50610000	Pension Expense	CF	9300003276	10/31/2012	412.33
50610000	Pension Expense	CF	9300003276	10/31/2012	(412.33)
50610000	Pension Expense	CF	9300003277	10/31/2012	53.31
50610000	Pension Expense	CF	9300003277	10/31/2012	(53.31)
50610000	Pension Expense	CF	9300003278	10/31/2012	2,896.47
50610000	Pension Expense	CF	9300003278	10/31/2012	(2,896.47)
50610000	Pension Expense	CF	9300003279	10/31/2012	13.41
50610000	Pension Expense	CF	9300003279	10/31/2012	(13.41)
50610000	Pension Expense	CF	9300003280	10/31/2012	42.55
50610000	Pension Expense	CF	9300003280	10/31/2012	(42.55)
50610000	Pension Expense	CF	9300003281	10/31/2012	581.86
50610000	Pension Expense	CF	9300003281	10/31/2012	(581.86)
50610000	Pension Expense	CF	9300003282	10/31/2012	750.00
50610000	Pension Expense	CF	9300003282	10/31/2012	(750.00)
50610000	Pension Expense	CF	9300003283	10/31/2012	45.31
50610000	Pension Expense	CF	9300003283	10/31/2012	(45.31)
50610000	Pension Expense	CF	9300003284	10/31/2012	2,743.23
50610000	Pension Expense	CF	9300003284	10/31/2012	(2,743.23)
50610000	Pension Expense	CF	9300003285	10/31/2012	81.63
50610000	Pension Expense	CF	9300003285	10/31/2012	(81.63)
50610000	Pension Expense	CF	9300003286	10/31/2012	170.84
50610000	Pension Expense	CF	9300003286	10/31/2012	(170.84)
50610000	Pension Expense	CF	9300003287	10/31/2012	72.99
50610000	Pension Expense	CF	9300003287	10/31/2012	(72.99)
50610000	Pension Expense	CF	9300003288	10/31/2012	141.58
50610000	Pension Expense	CF	9300003288	10/31/2012	(141.58)
50610000	Pension Expense	CF	9300003289	10/31/2012	1,513.49
50610000	Pension Expense	CF	9300003289	10/31/2012	(1,513.49)
50610000	Pension Expense	CF	9300003290	10/31/2012	0.56
50610000	Pension Expense	CF	9300003290	10/31/2012	(0.56)
50610000	Pension Expense	CF	9300003291	10/31/2012	11.50
50610000	Pension Expense	CF	9300003291	10/31/2012	(11.50)
50610000	Pension Expense	CF	9300003292	10/31/2012	655.91
50610000	Pension Expense	CF	9300003292	10/31/2012	(655.91)
50610000	Pension Expense	CF	9300003293	10/31/2012	527.56
50610000	Pension Expense	CF	9300003293	10/31/2012	(527.56)
50610000	Pension Expense	CF	9300003294	10/31/2012	132.16
50610000	Pension Expense	CF	9300003294	10/31/2012	(132.16)
50610000	Pension Expense	CF	9300003295	10/31/2012	96.48
50610000	Pension Expense	CF	9300003295	10/31/2012	(96.48)
50610000	Pension Expense	CF	9300003296	10/31/2012	383.32
50610000	Pension Expense	CF	9300003296	10/31/2012	(383.32)
50610000	Pension Expense	CF	9300003297	10/31/2012	261.92
50610000	Pension Expense	CF	9300003297	10/31/2012	(261.92)
50610000	Pension Expense	CF	9300003298	10/31/2012	11.33
50610000	Pension Expense	CF	9300003298	10/31/2012	(11.33)
50610000	Pension Expense	CF	9300003299	10/31/2012	995.41
50610000	Pension Expense	CF	9300003299	10/31/2012	(995.41)
50610000	Pension Expense	CF	9300003300	10/31/2012	535.71
50610000	Pension Expense	CF	9300003300	10/31/2012	(535.71)
50610000	Pension Expense	CF	9300003301	10/31/2012	2.54

## Kentucky American Water Company

Case No. 2012-00520

Response to PSC DR1, Item 31

Account	Description	Doc Type	Document Number	Posting Date	Amount
50610000	Pension Expense	CF	9300003301	10/31/2012	(2.54)
50610000	Pension Expense	CF	9300003302	10/31/2012	96.00
50610000	Pension Expense	CF	9300003302	10/31/2012	(96.00)
50610000	Pension Expense	CF	9300003303	10/31/2012	44.95
50610000	Pension Expense	CF	9300003303	10/31/2012	(44.95)
50610000	Pension Expense	CF	9300003304	10/31/2012	(3.67)
50610000	Pension Expense	CF	9300003304	10/31/2012	3.67
50610000	Pension Expense	CF	9300003305	10/31/2012	(0.61)
50610000	Pension Expense	CF	9300003305	10/31/2012	0.61
50610000	Pension Expense	CF	9300003306	10/31/2012	1.53
50610000	Pension Expense	CF	9300003306	10/31/2012	(1.53)
50610000	Pension Expense	CF	9300003307	10/31/2012	76.27
50610000	Pension Expense	CF	9300003307	10/31/2012	(76.27)
50610000	Pension Expense	CF	9300003308	10/31/2012	76.95
50610000	Pension Expense	CF	9300003308	10/31/2012	(76.95)
50610000	Pension Expense	CF	9300003309	10/31/2012	(7.33)
50610000	Pension Expense	CF	9300003309	10/31/2012	7.33
50610000	Pension Expense	CF	9300003310	10/31/2012	94.68
50610000	Pension Expense	CF	9300003310	10/31/2012	(94.68)
50610000	Pension Expense	CF	9300003311	10/31/2012	560.28
50610000	Pension Expense	CF	9300003311	10/31/2012	(560.28)
50610000	Pension Expense	CF	9300003312	10/31/2012	121.08
50610000	Pension Expense	CF	9300003312	10/31/2012	(121.08)
50610000	Pension Expense	CF	9300003313	10/31/2012	489.18
50610000	Pension Expense	CF	9300003313	10/31/2012	(489.18)
50610000	Pension Expense	CF	9300003314	10/31/2012	686.44
50610000	Pension Expense	CF	9300003314	10/31/2012	(686.44)
50610000	Pension Expense	CF	9300003315	10/31/2012	14.56
50610000	Pension Expense	CF	9300003315	10/31/2012	(14.56)
50610000	Pension Expense	CF	9300003316	10/31/2012	1.99
50610000	Pension Expense	CF	9300003316	10/31/2012	(1.99)
50610000	Pension Expense	CF	9300003317	10/31/2012	(6.01)
50610000	Pension Expense	CF	9300003317	10/31/2012	6.01
50610000	Pension Expense	CF	9300003318	10/31/2012	(11.05)
50610000	Pension Expense	CF	9300003318	10/31/2012	11.05
50610000	Pension Expense	CF	9300003319	10/31/2012	(14.27)
50610000	Pension Expense	CF	9300003319	10/31/2012	14.27
50610000	Pension Expense	CF	9300003320	10/31/2012	(41.46)
50610000	Pension Expense	CF	9300003320	10/31/2012	41.46
50610000	Pension Expense	CF	9300003321	10/31/2012	110.16
50610000	Pension Expense	CF	9300003321	10/31/2012	(110.16)
50610000	Pension Expense	CF	9300003322	10/31/2012	47.40
50610000	Pension Expense	CF	9300003322	10/31/2012	(47.40)
50610000	Pension Expense	CF	9300003323	10/31/2012	(25.12)
50610000	Pension Expense	CF	9300003323	10/31/2012	25.12
50610000	Pension Expense	CF	9300003324	10/31/2012	65.76
50610000	Pension Expense	CF	9300003324	10/31/2012	(65.76)
50610000	Pension Expense	CF	9300003325	10/31/2012	15.94
50610000	Pension Expense	CF	9300003325	10/31/2012	(15.94)
50610000	Pension Expense	CF	9300003326	10/31/2012	(4.89)
50610000	Pension Expense	CF	9300003326	10/31/2012	4.89
50610000	Pension Expense	CF	9300003327	10/31/2012	(12.77)
50610000	Pension Expense	CF	9300003327	10/31/2012	12.77

## Kentucky American Water Company

Case No. 2012-00520

Response to PSC DR1, Item 31

Account	Description	Doc Type	Document Number	Posting Date	Amount
50610000	Pension Expense	CF	9300003328	10/31/2012	13.95
50610000	Pension Expense	CF	9300003328	10/31/2012	(13.95)
50610000	Pension Expense	CF	9300003329	10/31/2012	(7.45)
50610000	Pension Expense	CF	9300003329	10/31/2012	7.45
50610000	Pension Expense	CF	9300003330	10/31/2012	23.76
50610000	Pension Expense	CF	9300003330	10/31/2012	(23.76)
50610000	Pension Expense	CF	9300003331	10/31/2012	90.99
50610000	Pension Expense	CF	9300003331	10/31/2012	(90.99)
50610000	Pension Expense	CF	9300003332	10/31/2012	37.84
50610000	Pension Expense	CF	9300003332	10/31/2012	(37.84)
50610000	Pension Expense	CF	9300003333	10/31/2012	(17.01)
50610000	Pension Expense	CF	9300003333	10/31/2012	17.01
50610000	Pension Expense	CF	9300003334	10/31/2012	2.43
50610000	Pension Expense	CF	9300003334	10/31/2012	(2.43)
50610000	Pension Expense	CF	9300003335	10/31/2012	(15.66)
50610000	Pension Expense	CF	9300003335	10/31/2012	15.66
50610000	Pension Expense	CF	9300003336	10/31/2012	4.49
50610000	Pension Expense	CF	9300003336	10/31/2012	(4.49)
50610000	Pension Expense	CF	9300003337	10/31/2012	(3.34)
50610000	Pension Expense	CF	9300003337	10/31/2012	3.34
50610000	Pension Expense	CF	9300003338	10/31/2012	(43.94)
50610000	Pension Expense	CF	9300003338	10/31/2012	43.94
50610000	Pension Expense	CF	9300003339	10/31/2012	65.52
50610000	Pension Expense	CF	9300003339	10/31/2012	(65.52)
50610000	Pension Expense	CF	9300003340	10/31/2012	34.35
50610000	Pension Expense	CF	9300003340	10/31/2012	(34.35)
50610000	Pension Expense	CF	9300003341	10/31/2012	(2.59)
50610000	Pension Expense	CF	9300003341	10/31/2012	2.59
50610000	Pension Expense	CF	9300003342	10/31/2012	9.74
50610000	Pension Expense	CF	9300003342	10/31/2012	(9.74)
50610000	Pension Expense	CF	9300003343	10/31/2012	(12.43)
50610000	Pension Expense	CF	9300003343	10/31/2012	12.43
50610000	Pension Expense	CF	9300003344	10/31/2012	30.09
50610000	Pension Expense	CF	9300003344	10/31/2012	(30.09)
50610000	Pension Expense	CF	9300003345	10/31/2012	66.18
50610000	Pension Expense	CF	9300003345	10/31/2012	(66.18)
50610000	Pension Expense	CF	9300003346	10/31/2012	255.18
50610000	Pension Expense	CF	9300003346	10/31/2012	(255.18)
50610000	Pension Expense	CF	9300003347	10/31/2012	2.95
50610000	Pension Expense	CF	9300003347	10/31/2012	(2.95)
50610000	Pension Expense	CF	9300003348	10/31/2012	70.02
50610000	Pension Expense	CF	9300003348	10/31/2012	(70.02)
50610000	Pension Expense	CF	9300003349	10/31/2012	16.76
50610000	Pension Expense	CF	9300003349	10/31/2012	(16.76)
50610000	Pension Expense	CF	9300003350	10/31/2012	(15.10)
50610000	Pension Expense	CF	9300003350	10/31/2012	15.10
50610000	Pension Expense	CF	9300003351	10/31/2012	386.68
50610000	Pension Expense	CF	9300003351	10/31/2012	(386.68)
50610000	Pension Expense	CF	9300003352	10/31/2012	1.25
50610000	Pension Expense	CF	9300003352	10/31/2012	(1.25)
50610000	Pension Expense	CF	9300003353	10/31/2012	4.42
50610000	Pension Expense	CF	9300003353	10/31/2012	(4.42)
50610000	Pension Expense	CF	9300003354	10/31/2012	161.24

## Kentucky American Water Company

Case No. 2012-00520

Response to PSC DR1, Item 31

Account	Description	Doc Type	Document Number	Posting Date	Amount
50610000	Pension Expense	CF	9300003354	10/31/2012	(161.24)
50610000	Pension Expense	CF	9300003355	10/31/2012	0.93
50610000	Pension Expense	CF	9300003355	10/31/2012	(0.93)
50610000	Pension Expense	CF	9300003356	10/31/2012	3.52
50610000	Pension Expense	CF	9300003356	10/31/2012	(3.52)
50610000	Pension Expense	CF	9300003357	10/31/2012	42.03
50610000	Pension Expense	CF	9300003357	10/31/2012	(42.03)
50610000	Pension Expense	CF	9300003358	10/31/2012	88.19
50610000	Pension Expense	CF	9300003358	10/31/2012	(88.19)
50610000	Pension Expense	CF	9300003359	10/31/2012	10.10
50610000	Pension Expense	CF	9300003359	10/31/2012	(10.10)
50610000	Pension Expense	CF	9300003360	10/31/2012	9.37
50610000	Pension Expense	CF	9300003360	10/31/2012	(9.37)
50610000	Pension Expense	CF	9300003361	10/31/2012	18.11
50610000	Pension Expense	CF	9300003361	10/31/2012	(18.11)
50610000	Pension Expense	CF	9300003362	10/31/2012	88.43
50610000	Pension Expense	CF	9300003362	10/31/2012	(88.43)
50610000	Pension Expense	CF	9300003363	10/31/2012	(35.16)
50610000	Pension Expense	CF	9300003363	10/31/2012	35.16
50610000	Pension Expense	CF	9300003364	10/31/2012	13.03
50610000	Pension Expense	CF	9300003364	10/31/2012	(13.03)
50610000	Pension Expense	CF	9300003365	10/31/2012	1.43
50610000	Pension Expense	CF	9300003365	10/31/2012	(1.43)
50610000	Pension Expense	CF	9300003366	10/31/2012	4.41
50610000	Pension Expense	CF	9300003366	10/31/2012	(4.41)
50610000	Pension Expense	CF	9300003367	10/31/2012	54.60
50610000	Pension Expense	CF	9300003367	10/31/2012	(54.60)
50610000	Pension Expense	CF	9300003368	10/31/2012	10.15
50610000	Pension Expense	CF	9300003368	10/31/2012	(10.15)
50610000	Pension Expense	CF	9300003372	10/31/2012	(412.33)
50610000	Pension Expense	CF	9300003372	10/31/2012	412.33
50610000	Pension Expense	CF	9300003373	10/31/2012	(13.41)
50610000	Pension Expense	CF	9300003373	10/31/2012	13.41
50610000	Pension Expense	CF	9300003374	10/31/2012	(42.55)
50610000	Pension Expense	CF	9300003374	10/31/2012	42.55
50610000	Pension Expense	CF	9300003378	10/31/2012	(995.41)
50610000	Pension Expense	CF	9300003378	10/31/2012	995.41
50610000	Pension Expense	CF	9300003381	10/31/2012	(132.16)
50610000	Pension Expense	CF	9300003381	10/31/2012	132.16
50610000	Pension Expense	CF	9300003383	10/31/2012	(383.32)
50610000	Pension Expense	CF	9300003383	10/31/2012	383.32
50610000	Pension Expense	CF	9300003384	10/31/2012	7.33
50610000	Pension Expense	CF	9300003384	10/31/2012	(7.33)
50610000	Pension Expense	CF	9300003387	10/31/2012	(581.86)
50610000	Pension Expense	CF	9300003387	10/31/2012	581.86
50610000	Pension Expense	CF	9300003390	10/31/2012	(45.31)
50610000	Pension Expense	CF	9300003390	10/31/2012	45.31
50610000	Pension Expense	CF	9300003392	10/31/2012	(2.54)
50610000	Pension Expense	CF	9300003392	10/31/2012	2.54
50610000	Pension Expense	CF	9300003395	10/31/2012	(72.99)
50610000	Pension Expense	CF	9300003395	10/31/2012	72.99
50610000	Pension Expense	CF	9300003396	10/31/2012	(121.08)
50610000	Pension Expense	CF	9300003396	10/31/2012	121.08



## Kentucky American Water Company

Case No. 2012-00520

Response to PSC DR1, Item 31

Account	Description	Doc Type	Document Number	Posting Date	Amount
50610000	Pension Expense	CF	9300003399	10/31/2012	(11.33)
50610000	Pension Expense	CF	9300003399	10/31/2012	11.33
50610000	Pension Expense	CF	9300003400	10/31/2012	(535.71)
50610000	Pension Expense	CF	9300003400	10/31/2012	535.71
50610000	Pension Expense	CF	9300003402	10/31/2012	(1,513.49)
50610000	Pension Expense	CF	9300003402	10/31/2012	1,513.49
50610000	Pension Expense	CF	9300003403	10/31/2012	0.61
50610000	Pension Expense	CF	9300003403	10/31/2012	(0.61)
50610000	Pension Expense	CF	9300003404	10/31/2012	(1.53)
50610000	Pension Expense	CF	9300003404	10/31/2012	1.53
50610000	Pension Expense	CF	9300003405	10/31/2012	(76.27)
50610000	Pension Expense	CF	9300003405	10/31/2012	76.27
50610000	Pension Expense	CF	9300003406	10/31/2012	(0.56)
50610000	Pension Expense	CF	9300003406	10/31/2012	0.56
50610000	Pension Expense	CF	9300003409	10/31/2012	(655.91)
50610000	Pension Expense	CF	9300003409	10/31/2012	655.91
50610000	Pension Expense	CF	9300003413	10/31/2012	(261.92)
50610000	Pension Expense	CF	9300003413	10/31/2012	261.92
50610000	Pension Expense	CF	9300003416	10/31/2012	(750.00)
50610000	Pension Expense	CF	9300003416	10/31/2012	750.00
50610000	Pension Expense	CF	9300003417	10/31/2012	(141.58)
50610000	Pension Expense	CF	9300003417	10/31/2012	141.58
50610000	Pension Expense	CF	9300003418	10/31/2012	(76.95)
50610000	Pension Expense	CF	9300003418	10/31/2012	76.95
50610000	Pension Expense	CF	9300003419	10/31/2012	(560.28)
50610000	Pension Expense	CF	9300003419	10/31/2012	560.28
50610000	Pension Expense	CF	9300003423	10/31/2012	(2,896.47)
50610000	Pension Expense	CF	9300003423	10/31/2012	2,896.47
50610000	Pension Expense	CF	9300003424	10/31/2012	(527.56)
50610000	Pension Expense	CF	9300003424	10/31/2012	527.56
50610000	Pension Expense	CF	9300003425	10/31/2012	(44.95)
50610000	Pension Expense	CF	9300003425	10/31/2012	44.95
50610000	Pension Expense	CF	9300003426	10/31/2012	3.67
50610000	Pension Expense	CF	9300003426	10/31/2012	(3.67)
50610000	Pension Expense	CF	9300003427	10/31/2012	(94.68)
50610000	Pension Expense	CF	9300003427	10/31/2012	94.68
50610000	Pension Expense	CF	9300003429	10/31/2012	(11.50)
50610000	Pension Expense	CF	9300003429	10/31/2012	11.50
50610000	Pension Expense	CF	9300003431	10/31/2012	(81.63)
50610000	Pension Expense	CF	9300003431	10/31/2012	81.63
50610000	Pension Expense	CF	9300003433	10/31/2012	(96.48)
50610000	Pension Expense	CF	9300003433	10/31/2012	96.48
50610000	Pension Expense	CF	9300003434	10/31/2012	(53.31)
50610000	Pension Expense	CF	9300003434	10/31/2012	53.31
50610000	Pension Expense	CF	9300003436	10/31/2012	(2,743.23)
50610000	Pension Expense	CF	9300003436	10/31/2012	2,743.23
50610000	Pension Expense	CF	9300003437	10/31/2012	(170.84)
50610000	Pension Expense	CF	9300003437	10/31/2012	170.84
50610000	Pension Expense	CF	9300003439	10/31/2012	(96.00)
50610000	Pension Expense	CF	9300003439	10/31/2012	96.00
50610000	Pension Expense	CF	9300003440	10/31/2012	(489.18)
50610000	Pension Expense	CF	9300003440	10/31/2012	489.18
50610100	Pension Cap Credits	UT	9300002864	10/31/2012	86.78

Kentucky American Water Company

Case No. 2012-00520

Response to PSC DR1, Item 31

Account	Description	Doc Type	Document Number	Posting Date	Amount
50610100	Pension Cap Credits	UT	9300003063	10/31/2012	(4,220.04)
50610100	Pension Cap Credits	UT	9300003370	10/31/2012	(686.44)
50610100	Pension Cap Credits	UT	9300002863	10/31/2012	(15.72)
50610100	Pension Cap Credits	UT	9300003062	10/31/2012	(72.29)
50610100	Pension Cap Credits	UT	9300003369	10/31/2012	(14.56)
50610100	Pension Cap Credits	UZ	2000000364	10/31/2012	(15.94)
50610100	Pension Cap Credits	UZ	2000000364	10/31/2012	(65.76)
50610100	Pension Cap Credits	UZ	2000000364	10/31/2012	25.12
50610100	Pension Cap Credits	UZ	2000000365	10/31/2012	(47.40)
50610100	Pension Cap Credits	UZ	2000000364	10/31/2012	(110.16)
50610100	Pension Cap Credits	UZ	2000000364	10/31/2012	41.46
50610100	Pension Cap Credits	UZ	2000000364	10/31/2012	14.27
50610100	Pension Cap Credits	UZ	2000000365	10/31/2012	11.05
50610100	Pension Cap Credits	UZ	2000000364	10/31/2012	6.01
50610100	Pension Cap Credits	UZ	2000000364	10/31/2012	(1.99)
50610100	Pension Cap Credits	UZ	2000000364	10/31/2012	12.77
50610100	Pension Cap Credits	UZ	2000000364	10/31/2012	4.89
50610100	Pension Cap Credits	UZ	2000000364	10/31/2012	(13.95)
50610100	Pension Cap Credits	UZ	2000000364	10/31/2012	7.45
50610100	Pension Cap Credits	UZ	2000000365	10/31/2012	(23.76)
50610100	Pension Cap Credits	UZ	2000000364	10/31/2012	(2.43)
50610100	Pension Cap Credits	UZ	2000000365	10/31/2012	17.01
50610100	Pension Cap Credits	UZ	2000000365	10/31/2012	(37.84)
50610100	Pension Cap Credits	UZ	2000000365	10/31/2012	(90.99)
50610100	Pension Cap Credits	UZ	2000000365	10/31/2012	3.34
50610100	Pension Cap Credits	UZ	2000000364	10/31/2012	(4.49)
50610100	Pension Cap Credits	UZ	2000000364	10/31/2012	15.66
50610100	Pension Cap Credits	UZ	2000000364	10/31/2012	(65.52)
50610100	Pension Cap Credits	UZ	2000000364	10/31/2012	43.94
50610100	Pension Cap Credits	UZ	2000000364	10/31/2012	(34.35)
50610100	Pension Cap Credits	UZ	2000000364	10/31/2012	(30.09)
50610100	Pension Cap Credits	UZ	2000000364	10/31/2012	12.43
50610100	Pension Cap Credits	UZ	2000000364	10/31/2012	(9.74)
50610100	Pension Cap Credits	UZ	2000000364	10/31/2012	2.59
50610100	Pension Cap Credits	UZ	2000000365	10/31/2012	(66.18)
50610100	Pension Cap Credits	UZ	2000000365	10/31/2012	(2.95)
50610100	Pension Cap Credits	UZ	2000000364	10/31/2012	(255.18)
50610100	Pension Cap Credits	UZ	2000000364	10/31/2012	(70.02)
50610100	Pension Cap Credits	UZ	2000000365	10/31/2012	(0.93)
50610100	Pension Cap Credits	UZ	2000000364	10/31/2012	(161.24)
50610100	Pension Cap Credits	UZ	2000000365	10/31/2012	(4.42)
50610100	Pension Cap Credits	UZ	2000000364	10/31/2012	(1.25)
50610100	Pension Cap Credits	UZ	2000000365	10/31/2012	(386.68)
50610100	Pension Cap Credits	UZ	2000000364	10/31/2012	15.10
50610100	Pension Cap Credits	UZ	2000000364	10/31/2012	(16.76)
50610100	Pension Cap Credits	UZ	2000000364	10/31/2012	(42.03)
50610100	Pension Cap Credits	UZ	2000000364	10/31/2012	(3.52)
50610100	Pension Cap Credits	UZ	2000000364	10/31/2012	(88.19)
50610100	Pension Cap Credits	UZ	2000000364	10/31/2012	(9.37)
50610100	Pension Cap Credits	UZ	2000000365	10/31/2012	(10.10)
50610100	Pension Cap Credits	UZ	2000000364	10/31/2012	(18.11)
50610100	Pension Cap Credits	UZ	2000000365	10/31/2012	(88.43)
50610100	Pension Cap Credits	UZ	2000000364	10/31/2012	35.16

## Kentucky American Water Company

Case No. 2012-00520

Response to PSC DR1, Item 31

Account	Description	Doc Type	Document Number	Posting Date	Amount
50610100	Pension Cap Credits	UZ	2000000364	10/31/2012	(13.03)
50610100	Pension Cap Credits	UZ	2000000364	10/31/2012	(1.43)
50610100	Pension Cap Credits	UZ	2000000364	10/31/2012	(4.41)
50610100	Pension Cap Credits	UZ	2000000365	10/31/2012	(54.60)
50610100	Pension Cap Credits	UZ	2000000365	10/31/2012	(10.15)
51010000	Purchased Water	SV	100001644	10/31/2012	30,806.10
51010000	Purchased Water	SV	100001644	10/31/2012	5,265.00
51010000	Purchased Water	SV	100001644	10/31/2012	25,016.96
51010000	Purchased Water	SV	100001644	10/31/2012	8,679.90
51010000	Purchased Water	SV	100001665	10/31/2012	11,991.15
51010000	Purchased Water	SV	100001665	10/31/2012	(4,566.96)
51010000	Purchased Water	SV	100001665	10/31/2012	(2,251.90)
51010000	Purchased Water	SV	100001680	10/31/2012	(9,575.10)
51010000	Purchased Water	SV	100001680	10/31/2012	(11,991.15)
51010000	Purchased Water	CF	9300002878	10/31/2012	(12,425.10)
51010000	Purchased Water	CF	9300002878	10/31/2012	12,425.10
51010000	Purchased Water	CF	9300002987	10/31/2012	(8,006.35)
51010000	Purchased Water	CF	9300002987	10/31/2012	8,006.35
51010000	Purchased Water	CF	9300003077	10/31/2012	29,356.02
51010000	Purchased Water	CF	9300003077	10/31/2012	(29,356.02)
51010000	Purchased Water	CF	9300003162	10/31/2012	26,464.84
51010000	Purchased Water	CF	9300003162	10/31/2012	(26,464.84)
51010000	Purchased Water	CF	9300004218	10/31/2012	(38,961.86)
51010000	Purchased Water	CF	9300004218	10/31/2012	38,961.86
51010000	Purchased Water	CF	9300004223	10/31/2012	(30,806.10)
51010000	Purchased Water	CF	9300004223	10/31/2012	30,806.10
51010000	Purchased Water	CF	9300004226	10/31/2012	(5,172.29)
51010000	Purchased Water	CF	9300004226	10/31/2012	5,172.29
51010000	Purchased Water	CF	9300004245	10/31/2012	11,991.15
51010000	Purchased Water	CF	9300004245	10/31/2012	(11,991.15)
51010000	Purchased Water	CF	9300004247	10/31/2012	9,575.10
51010000	Purchased Water	CF	9300004247	10/31/2012	(9,575.10)
51015000	Purchased Water I/C	SA	100001473	10/31/2012	902.59
51015000	Purchased Water I/C	SA	100001473	10/31/2012	736.09
51110000	Waste Disposal	SV	100001468	10/31/2012	2,909.55
51110000	Waste Disposal	WA	5000002576	10/31/2012	1,470.06
51110000	Waste Disposal	WA	5000002576	10/31/2012	266.55
51110000	Waste Disposal	CF	9300002959	10/31/2012	(2,410.87)
51110000	Waste Disposal	CF	9300002959	10/31/2012	2,410.87
51110000	Waste Disposal	CF	9300003162	10/31/2012	2,585.66
51110000	Waste Disposal	CF	9300003162	10/31/2012	(2,585.66)
51110000	Waste Disposal	CF	9300003237	10/31/2012	(1,027.60)
51110000	Waste Disposal	CF	9300003237	10/31/2012	1,027.60
51110000	Waste Disposal	CF	9300003265	10/31/2012	(21,293.52)
51110000	Waste Disposal	CF	9300003265	10/31/2012	21,293.52
51110000	Waste Disposal	CF	9300003441	10/31/2012	(2,909.55)
51110000	Waste Disposal	CF	9300003441	10/31/2012	2,909.55
51110000	Waste Disposal	SR	9600000072	10/31/2012	1,000.00
51120000	Amort Waste Disposal	CF	9300003265	10/31/2012	(8,333.33)
51120000	Amort Waste Disposal	CF	9300003265	10/31/2012	8,333.33
51120000	Amort Waste Disposal	SR	9600000078	10/31/2012	8,333.33
51510000	Purchased Power	SV	100001468	10/31/2012	44,896.48
51510000	Purchased Power	SV	100001468	10/31/2012	225.70

## Kentucky American Water Company

Case No. 2012-00520

Response to PSC DR1, Item 31

Account	Description	Doc Type	Document Number	Posting Date	Amount
51510000	Purchased Power	SV	100001468	10/31/2012	896.76
51510000	Purchased Power	SV	100001468	10/31/2012	278,398.55
51510000	Purchased Power	SV	100001468	10/31/2012	8,932.54
51510000	Purchased Power	SV	100001468	10/31/2012	1,689.48
51510000	Purchased Power	SV	100001468	10/31/2012	10.80
51510000	Purchased Power	SV	100001468	10/31/2012	362.27
51510000	Purchased Power	SV	100001666	10/31/2012	(1,594.88)
51510000	Purchased Power	SV	100001666	10/31/2012	19,016.33
51510000	Purchased Power	SV	100001666	10/31/2012	(77.97)
51510000	Purchased Power	SV	100001666	10/31/2012	(4,115.34)
51510000	Purchased Power	SV	100001667	10/31/2012	(9.49)
51510000	Purchased Power	SV	100001667	10/31/2012	(55.87)
51510000	Purchased Power	SV	100001667	10/31/2012	(4,132.89)
51510000	Purchased Power	SV	100001667	10/31/2012	(379.66)
51510000	Purchased Power	SV	100001667	10/31/2012	(0.67)
51510000	Purchased Power	SV	100001667	10/31/2012	(1.81)
51510000	Purchased Power	ZN	5000002594	10/31/2012	21.96
51510000	Purchased Power	ZN	5000002595	10/31/2012	2,257.76
51510000	Purchased Power	ZN	5000002633	10/31/2012	181.04
51510000	Purchased Power	CS	9300003161	10/31/2012	(10,005.97)
51510000	Purchased Power	CS	9300003088	10/31/2012	(870.08)
51510000	Purchased Power	CS	9300002960	10/31/2012	(39,646.36)
51510000	Purchased Power	CS	9300003163	10/31/2012	47,802.95
51510000	Purchased Power	CS	9300003207	10/31/2012	(445.23)
51510000	Purchased Power	CS	9300003274	10/31/2012	(2,257.76)
51510000	Purchased Power	CS	9300003442	10/31/2012	(44,896.48)
51510000	Purchased Power	CS	9300004242	10/31/2012	4,193.31
51510000	Purchased Power	CS	9300002965	10/31/2012	(128.81)
51510000	Purchased Power	CS	9300003084	10/31/2012	72.43
51510000	Purchased Power	CS	9300003386	10/31/2012	(225.70)
51510000	Purchased Power	CS	9300004227	10/31/2012	9.49
51510000	Purchased Power	CS	9300002969	10/31/2012	(697.40)
51510000	Purchased Power	CS	9300003099	10/31/2012	637.89
51510000	Purchased Power	CS	9300003397	10/31/2012	(896.76)
51510000	Purchased Power	CS	9300004231	10/31/2012	55.87
51510000	Purchased Power	CS	9300002931	10/31/2012	(208,013.33)
51510000	Purchased Power	CS	9300003134	10/31/2012	251,429.17
51510000	Purchased Power	CS	9300003422	10/31/2012	(278,579.59)
51510000	Purchased Power	CS	9300004238	10/31/2012	(13,288.56)
51510000	Purchased Power	CS	9300002865	10/31/2012	(3,132.01)
51510000	Purchased Power	CS	9300002961	10/31/2012	(5,688.50)
51510000	Purchased Power	CS	9300003064	10/31/2012	8,787.81
51510000	Purchased Power	CS	9300003371	10/31/2012	(8,932.54)
51510000	Purchased Power	CS	9300004224	10/31/2012	379.66
51510000	Purchased Power	CS	9300003075	10/31/2012	(267.51)
51510000	Purchased Power	CS	9300003379	10/31/2012	(1,689.48)
51510000	Purchased Power	CS	9300003093	10/31/2012	7.07
51510000	Purchased Power	CS	9300003250	10/31/2012	(21.96)
51510000	Purchased Power	CS	9300003393	10/31/2012	(10.80)
51510000	Purchased Power	CS	9300004229	10/31/2012	0.67
51510000	Purchased Power	CS	9300002900	10/31/2012	(23.96)
51510000	Purchased Power	CS	9300002971	10/31/2012	(79.81)
51510000	Purchased Power	CS	9300003105	10/31/2012	52.07

## Kentucky American Water Company

Case No. 2012-00520

Response to PSC DR1, Item 31

Account	Description	Doc Type	Document Number	Posting Date	Amount
51510000	Purchased Power	CS	9300003184	10/31/2012	(85.52)
51510000	Purchased Power	CS	9300003401	10/31/2012	(362.27)
51510000	Purchased Power	CS	9300004232	10/31/2012	1.81
51510011	Purchased Power SS	CS	9300003161	10/31/2012	10,005.97
51510011	Purchased Power SS	CS	9300003088	10/31/2012	870.08
51510012	Purchased Power P	CS	9300002960	10/31/2012	39,646.36
51510012	Purchased Power P	CS	9300003163	10/31/2012	(47,802.95)
51510012	Purchased Power P	CS	9300003207	10/31/2012	445.23
51510012	Purchased Power P	CS	9300003274	10/31/2012	2,257.76
51510012	Purchased Power P	CS	9300003442	10/31/2012	44,896.48
51510012	Purchased Power P	CS	9300004242	10/31/2012	(4,193.31)
51510012	Purchased Power P	CS	9300002965	10/31/2012	128.81
51510012	Purchased Power P	CS	9300003084	10/31/2012	(72.43)
51510012	Purchased Power P	CS	9300003386	10/31/2012	225.70
51510012	Purchased Power P	CS	9300004227	10/31/2012	(9.49)
51510012	Purchased Power P	CS	9300002969	10/31/2012	697.40
51510012	Purchased Power P	CS	9300003099	10/31/2012	(637.89)
51510012	Purchased Power P	CS	9300003397	10/31/2012	896.76
51510012	Purchased Power P	CS	9300004231	10/31/2012	(55.87)
51510013	Purchased Power WT	CS	9300002931	10/31/2012	208,013.33
51510013	Purchased Power WT	CS	9300003134	10/31/2012	(251,429.17)
51510013	Purchased Power WT	CS	9300003422	10/31/2012	278,579.59
51510013	Purchased Power WT	CS	9300004238	10/31/2012	13,288.56
51510013	Purchased Power WT	CS	9300002865	10/31/2012	3,132.01
51510013	Purchased Power WT	CS	9300002961	10/31/2012	5,688.50
51510013	Purchased Power WT	CS	9300003064	10/31/2012	(8,787.81)
51510013	Purchased Power WT	CS	9300003371	10/31/2012	8,932.54
51510013	Purchased Power WT	CS	9300004224	10/31/2012	(379.66)
51510013	Purchased Power WT	CS	9300003075	10/31/2012	267.51
51510013	Purchased Power WT	CS	9300003379	10/31/2012	1,689.48
51510014	Purchased Power TD	CS	9300003093	10/31/2012	(7.07)
51510014	Purchased Power TD	CS	9300003250	10/31/2012	21.96
51510014	Purchased Power TD	CS	9300003393	10/31/2012	10.80
51510014	Purchased Power TD	CS	9300004229	10/31/2012	(0.67)
51510014	Purchased Power TD	CS	9300002900	10/31/2012	23.96
51510014	Purchased Power TD	CS	9300002971	10/31/2012	79.81
51510014	Purchased Power TD	CS	9300003105	10/31/2012	(52.07)
51510014	Purchased Power TD	CS	9300003184	10/31/2012	85.52
51510014	Purchased Power TD	CS	9300003401	10/31/2012	362.27
51510014	Purchased Power TD	CS	9300004232	10/31/2012	(1.81)
51520000	Fuel for Power Prod	CF	9300002981	10/31/2012	(8,435.61)
51520000	Fuel for Power Prod	CF	9300002981	10/31/2012	8,435.61
51520000	Fuel for Power Prod	CF	9300003197	10/31/2012	(698.12)
51520000	Fuel for Power Prod	CF	9300003197	10/31/2012	698.12
51800000	Chemicals	WA	5000002575	10/31/2012	3,922.74
51800000	Chemicals	WA	5000002575	10/31/2012	825.27
51800000	Chemicals	WA	5000002575	10/31/2012	4,753.13
51800000	Chemicals	WA	5000002575	10/31/2012	3,210.37
51800000	Chemicals	WA	5000002575	10/31/2012	16,309.73
51800000	Chemicals	WA	5000002575	10/31/2012	2,809.29
51800000	Chemicals	WA	5000002575	10/31/2012	129.66
51800000	Chemicals	WA	5000002579	10/31/2012	191.08
51800000	Chemicals	WA	5000002579	10/31/2012	128.16

## Kentucky American Water Company

Case No. 2012-00520

Response to PSC DR1, Item 31

Account	Description	Doc Type	Document Number	Posting Date	Amount
51800000	Chemicals	CF	9300003135	10/31/2012	7,666.30
51800000	Chemicals	CF	9300003135	10/31/2012	(7,666.30)
51800000	Chemicals	CF	9300003237	10/31/2012	(10,149.04)
51800000	Chemicals	CF	9300003237	10/31/2012	10,149.04
51800000	Chemicals	CF	9300003241	10/31/2012	(319.24)
51800000	Chemicals	CF	9300003241	10/31/2012	319.24
51800000	Chemicals	CF	9300003243	10/31/2012	(1,112.40)
51800000	Chemicals	CF	9300003243	10/31/2012	1,112.40
51800000	Chemicals	CF	9300003265	10/31/2012	(123,948.11)
51800000	Chemicals	CF	9300003265	10/31/2012	123,948.11
52000000	M&S Expense (O&M)	SA	100001449	10/31/2012	4.70
52000000	M&S Expense (O&M)	SA	100001449	10/31/2012	(4.70)
52000000	M&S Expense (O&M)	SA	100001449	10/31/2012	8.95
52000000	M&S Expense (O&M)	SA	100001449	10/31/2012	(8.95)
52000000	M&S Expense (O&M)	SA	100001449	10/31/2012	17.94
52000000	M&S Expense (O&M)	SA	100001449	10/31/2012	(17.94)
52000000	M&S Expense (O&M)	SA	100001449	10/31/2012	39.17
52000000	M&S Expense (O&M)	SA	100001449	10/31/2012	(39.17)
52000000	M&S Expense (O&M)	SA	100001449	10/31/2012	5.70
52000000	M&S Expense (O&M)	SA	100001449	10/31/2012	(5.70)
52000000	M&S Expense (O&M)	SA	100001455	10/31/2012	167.28
52000000	M&S Expense (O&M)	SA	100001455	10/31/2012	(167.28)
52000000	M&S Expense (O&M)	SA	100001456	10/31/2012	125.03
52000000	M&S Expense (O&M)	SA	100001456	10/31/2012	(125.03)
52000000	M&S Expense (O&M)	SA	100001456	10/31/2012	24.66
52000000	M&S Expense (O&M)	SA	100001456	10/31/2012	(24.66)
52000000	M&S Expense (O&M)	SA	100001456	10/31/2012	139.55
52000000	M&S Expense (O&M)	SA	100001456	10/31/2012	(139.55)
52000000	M&S Expense (O&M)	SA	100001457	10/31/2012	26.50
52000000	M&S Expense (O&M)	SA	100001457	10/31/2012	(26.50)
52000000	M&S Expense (O&M)	SA	100001509	10/31/2012	1,878.56
52000000	M&S Expense (O&M)	SV	100001527	10/31/2012	24,309.68
52000000	M&S Expense (O&M)	SV	100001642	10/31/2012	30,000.00
52000000	M&S Expense (O&M)	SV	100001642	10/31/2012	5,000.00
52000000	M&S Expense (O&M)	SV	100001642	10/31/2012	30,000.00
52000000	M&S Expense (O&M)	SV	100001642	10/31/2012	78,677.17
52000000	M&S Expense (O&M)	SV	100001658	10/31/2012	2,948,547.00
52000000	M&S Expense (O&M)	SV	100001658	10/31/2012	9,495.00
52000000	M&S Expense (O&M)	SV	100001658	10/31/2012	12,232.00
52000000	M&S Expense (O&M)	SV	100001658	10/31/2012	5,307.00
52000000	M&S Expense (O&M)	WA	5000002577	10/31/2012	23,911.44
52000000	M&S Expense (O&M)	WA	5000002582	10/31/2012	(231.69)
52000000	M&S Expense (O&M)	WA	5000002582	10/31/2012	(14.86)
52000000	M&S Expense (O&M)	WA	5000002582	10/31/2012	(10.45)
52000000	M&S Expense (O&M)	WA	5000002582	10/31/2012	(49.81)
52000000	M&S Expense (O&M)	WA	5000002582	10/31/2012	(341.32)
52000000	M&S Expense (O&M)	WA	5000002582	10/31/2012	(70.75)
52000000	M&S Expense (O&M)	WA	5000002582	10/31/2012	(236.06)
52000000	M&S Expense (O&M)	WA	5000002582	10/31/2012	(14.76)
52000000	M&S Expense (O&M)	WA	5000002582	10/31/2012	(12.75)
52000000	M&S Expense (O&M)	WA	5000002582	10/31/2012	(41.91)
52000000	M&S Expense (O&M)	WA	5000002582	10/31/2012	(33.43)
52000000	M&S Expense (O&M)	WA	5000002582	10/31/2012	(30.07)

## Kentucky American Water Company

Case No. 2012-00520

Response to PSC DR1, Item 31

Account	Description	Doc Type	Document Number	Posting Date	Amount
52000000	M&S Expense (O&M)	WA	5000002582	10/31/2012	(8.17)
52000000	M&S Expense (O&M)	WA	5000002582	10/31/2012	(134.46)
52000000	M&S Expense (O&M)	WA	5000002582	10/31/2012	(170.07)
52000000	M&S Expense (O&M)	WA	5000002582	10/31/2012	(1,104.33)
52000000	M&S Expense (O&M)	WA	5000002582	10/31/2012	(427.74)
52000000	M&S Expense (O&M)	WA	5000002582	10/31/2012	(78.59)
52000000	M&S Expense (O&M)	WA	5000002582	10/31/2012	(5.40)
52000000	M&S Expense (O&M)	WA	5000002582	10/31/2012	(125.69)
52000000	M&S Expense (O&M)	WA	5000002582	10/31/2012	(34.75)
52000000	M&S Expense (O&M)	WA	5000002582	10/31/2012	(122.45)
52000000	M&S Expense (O&M)	WA	5000002582	10/31/2012	(8.03)
52000000	M&S Expense (O&M)	WA	5000002582	10/31/2012	(8.75)
52000000	M&S Expense (O&M)	WA	5000002582	10/31/2012	(9.65)
52000000	M&S Expense (O&M)	WA	5000002582	10/31/2012	(60.47)
52000000	M&S Expense (O&M)	WA	5000002582	10/31/2012	(33.49)
52000000	M&S Expense (O&M)	WA	5000002585	10/31/2012	167.48
52000000	M&S Expense (O&M)	WA	5000002585	10/31/2012	10.45
52000000	M&S Expense (O&M)	WA	5000002585	10/31/2012	33.21
52000000	M&S Expense (O&M)	WA	5000002585	10/31/2012	70.75
52000000	M&S Expense (O&M)	WA	5000002585	10/31/2012	236.06
52000000	M&S Expense (O&M)	WA	5000002585	10/31/2012	8.17
52000000	M&S Expense (O&M)	WA	5000002585	10/31/2012	170.07
52000000	M&S Expense (O&M)	WA	5000002585	10/31/2012	423.37
52000000	M&S Expense (O&M)	WA	5000002585	10/31/2012	78.59
52000000	M&S Expense (O&M)	WA	5000002585	10/31/2012	8.03
52000000	M&S Expense (O&M)	WA	5000002585	10/31/2012	9.65
52000000	M&S Expense (O&M)	WA	5000002585	10/31/2012	60.47
52000000	M&S Expense (O&M)	WA	5000002585	10/31/2012	33.49
52000000	M&S Expense (O&M)	WA	5000002587	10/31/2012	64.20
52000000	M&S Expense (O&M)	WA	5000002587	10/31/2012	14.86
52000000	M&S Expense (O&M)	WA	5000002587	10/31/2012	16.60
52000000	M&S Expense (O&M)	WA	5000002587	10/31/2012	341.32
52000000	M&S Expense (O&M)	WA	5000002587	10/31/2012	14.76
52000000	M&S Expense (O&M)	WA	5000002587	10/31/2012	12.75
52000000	M&S Expense (O&M)	WA	5000002587	10/31/2012	41.91
52000000	M&S Expense (O&M)	WA	5000002587	10/31/2012	33.43
52000000	M&S Expense (O&M)	WA	5000002587	10/31/2012	30.07
52000000	M&S Expense (O&M)	WA	5000002587	10/31/2012	134.46
52000000	M&S Expense (O&M)	WA	5000002587	10/31/2012	1,104.33
52000000	M&S Expense (O&M)	WA	5000002587	10/31/2012	4.36
52000000	M&S Expense (O&M)	WA	5000002587	10/31/2012	5.40
52000000	M&S Expense (O&M)	WA	5000002587	10/31/2012	125.69
52000000	M&S Expense (O&M)	WA	5000002587	10/31/2012	34.75
52000000	M&S Expense (O&M)	WA	5000002587	10/31/2012	122.45
52000000	M&S Expense (O&M)	WA	5000002587	10/31/2012	8.75
52000000	M&S Expense (O&M)	WA	5000002590	10/31/2012	13,484.36
52000000	M&S Expense (O&M)	WA	5000002590	10/31/2012	89.15
52000000	M&S Expense (O&M)	WA	5000002590	10/31/2012	132.91
52000000	M&S Expense (O&M)	WA	5000002590	10/31/2012	127.20
52000000	M&S Expense (O&M)	WA	5000002591	10/31/2012	21.56
52000000	M&S Expense (O&M)	WA	5000002591	10/31/2012	23.61
52000000	M&S Expense (O&M)	WA	5000002591	10/31/2012	174.59
52000000	M&S Expense (O&M)	WA	5000002592	10/31/2012	45.32

Kentucky American Water Company  
Case No. 2012-00520  
Response to PSC DR1, Item 31

Account	Description	Doc Type	Document Number	Posting Date	Amount
52000000	M&S Expense (O&M)	WA	5000002592	10/31/2012	23.61
52000000	M&S Expense (O&M)	WA	5000002592	10/31/2012	715.80
52000000	M&S Expense (O&M)	WA	5000002593	10/31/2012	45.87
52000000	M&S Expense (O&M)	WA	5000002593	10/31/2012	47.21
52000000	M&S Expense (O&M)	WA	5000002593	10/31/2012	144.03
52000000	M&S Expense (O&M)	WA	5000002596	10/31/2012	118.03
52000000	M&S Expense (O&M)	WA	5000002596	10/31/2012	515.03
52000000	M&S Expense (O&M)	WA	5000002597	10/31/2012	6.17
52000000	M&S Expense (O&M)	WA	5000002598	10/31/2012	28.44
52000000	M&S Expense (O&M)	WA	5000002598	10/31/2012	25.14
52000000	M&S Expense (O&M)	WA	5000002598	10/31/2012	26.25
52000000	M&S Expense (O&M)	WA	5000002598	10/31/2012	5.99
52000000	M&S Expense (O&M)	WA	5000002598	10/31/2012	6.17
52000000	M&S Expense (O&M)	WA	5000002598	10/31/2012	184.05
52000000	M&S Expense (O&M)	WA	5000002599	10/31/2012	44.66
52000000	M&S Expense (O&M)	WA	5000002599	10/31/2012	674.87
52000000	M&S Expense (O&M)	WA	5000002599	10/31/2012	170.66
52000000	M&S Expense (O&M)	WA	5000002599	10/31/2012	268.91
52000000	M&S Expense (O&M)	WA	5000002599	10/31/2012	125.69
52000000	M&S Expense (O&M)	WA	5000002599	10/31/2012	8.75
52000000	M&S Expense (O&M)	WA	5000002599	10/31/2012	6.17
52000000	M&S Expense (O&M)	WA	5000002600	10/31/2012	104.75
52000000	M&S Expense (O&M)	WA	5000002600	10/31/2012	11.17
52000000	M&S Expense (O&M)	WA	5000002600	10/31/2012	61.35
52000000	M&S Expense (O&M)	WA	5000002600	10/31/2012	122.45
52000000	M&S Expense (O&M)	WA	5000002600	10/31/2012	28.44
52000000	M&S Expense (O&M)	WA	5000002600	10/31/2012	34.75
52000000	M&S Expense (O&M)	WA	5000002600	10/31/2012	89.64
52000000	M&S Expense (O&M)	WA	5000002600	10/31/2012	6.17
52000000	M&S Expense (O&M)	WA	5000002601	10/31/2012	(21.56)
52000000	M&S Expense (O&M)	WA	5000002601	10/31/2012	(45.32)
52000000	M&S Expense (O&M)	WA	5000002601	10/31/2012	(890.39)
52000000	M&S Expense (O&M)	WA	5000002602	10/31/2012	(45.87)
52000000	M&S Expense (O&M)	WA	5000002602	10/31/2012	(165.24)
52000000	M&S Expense (O&M)	WA	5000002602	10/31/2012	(659.06)
52000000	M&S Expense (O&M)	WA	5000002603	10/31/2012	(184.05)
52000000	M&S Expense (O&M)	WA	5000002603	10/31/2012	(28.44)
52000000	M&S Expense (O&M)	WA	5000002603	10/31/2012	(25.14)
52000000	M&S Expense (O&M)	WA	5000002603	10/31/2012	(26.25)
52000000	M&S Expense (O&M)	WA	5000002603	10/31/2012	(5.99)
52000000	M&S Expense (O&M)	WA	5000002603	10/31/2012	(12.34)
52000000	M&S Expense (O&M)	WA	5000002604	10/31/2012	(55.83)
52000000	M&S Expense (O&M)	WA	5000002604	10/31/2012	(736.22)
52000000	M&S Expense (O&M)	WA	5000002604	10/31/2012	(122.45)
52000000	M&S Expense (O&M)	WA	5000002604	10/31/2012	(199.10)
52000000	M&S Expense (O&M)	WA	5000002604	10/31/2012	(34.75)
52000000	M&S Expense (O&M)	WA	5000002604	10/31/2012	(358.55)
52000000	M&S Expense (O&M)	WA	5000002604	10/31/2012	(125.69)
52000000	M&S Expense (O&M)	WA	5000002604	10/31/2012	(8.75)
52000000	M&S Expense (O&M)	WA	5000002604	10/31/2012	(12.34)
52000000	M&S Expense (O&M)	WA	5000002604	10/31/2012	(104.75)
52000000	M&S Expense (O&M)	WA	5000002607	10/31/2012	12.75
52000000	M&S Expense (O&M)	WA	5000002607	10/31/2012	35.92



Kentucky American Water Company  
Case No. 2012-00520  
Response to PSC DR1, Item 31

Account	Description	Doc Type	Document Number	Posting Date	Amount
52000000	M&S Expense (O&M)	WA	5000002607	10/31/2012	66.86
52000000	M&S Expense (O&M)	WA	5000002607	10/31/2012	90.21
52000000	M&S Expense (O&M)	WA	5000002607	10/31/2012	16.34
52000000	M&S Expense (O&M)	WA	5000002607	10/31/2012	717.10
52000000	M&S Expense (O&M)	WA	5000002607	10/31/2012	837.20
52000000	M&S Expense (O&M)	WA	5000002607	10/31/2012	261.25
52000000	M&S Expense (O&M)	WA	5000002607	10/31/2012	42.02
52000000	M&S Expense (O&M)	WA	5000002607	10/31/2012	45.87
52000000	M&S Expense (O&M)	WA	5000002607	10/31/2012	56.69
52000000	M&S Expense (O&M)	WA	5000002607	10/31/2012	1,042.98
52000000	M&S Expense (O&M)	WA	5000002607	10/31/2012	105.97
52000000	M&S Expense (O&M)	WA	5000002607	10/31/2012	436.47
52000000	M&S Expense (O&M)	WA	5000002607	10/31/2012	11.61
52000000	M&S Expense (O&M)	WA	5000002607	10/31/2012	7.93
52000000	M&S Expense (O&M)	WA	5000002607	10/31/2012	150.83
52000000	M&S Expense (O&M)	WA	5000002607	10/31/2012	21.56
52000000	M&S Expense (O&M)	WA	5000002607	10/31/2012	151.87
52000000	M&S Expense (O&M)	WA	5000002607	10/31/2012	26.85
52000000	M&S Expense (O&M)	WA	5000002607	10/31/2012	17.73
52000000	M&S Expense (O&M)	WA	5000002607	10/31/2012	21.34
52000000	M&S Expense (O&M)	WA	5000002607	10/31/2012	19.30
52000000	M&S Expense (O&M)	WA	5000002607	10/31/2012	40.14
52000000	M&S Expense (O&M)	WA	5000002607	10/31/2012	23.18
52000000	M&S Expense (O&M)	WA	5000002607	10/31/2012	10.70
52000000	M&S Expense (O&M)	WA	5000002607	10/31/2012	60.47
52000000	M&S Expense (O&M)	WA	5000002607	10/31/2012	734.57
52000000	M&S Expense (O&M)	WA	5000002607	10/31/2012	156.52
52000000	M&S Expense (O&M)	WA	5000002607	10/31/2012	84.48
52000000	M&S Expense (O&M)	WA	5000002607	10/31/2012	23.72
52000000	M&S Expense (O&M)	WA	5000002607	10/31/2012	14.86
52000000	M&S Expense (O&M)	WA	5000002607	10/31/2012	62.60
52000000	M&S Expense (O&M)	WA	5000002607	10/31/2012	31.35
52000000	M&S Expense (O&M)	WA	5000002607	10/31/2012	83.01
52000000	M&S Expense (O&M)	WA	5000002607	10/31/2012	540.42
52000000	M&S Expense (O&M)	WA	5000002607	10/31/2012	44.63
52000000	M&S Expense (O&M)	WA	5000002607	10/31/2012	325.32
52000000	M&S Expense (O&M)	WA	5000002607	10/31/2012	35.37
52000000	M&S Expense (O&M)	WA	5000002607	10/31/2012	70.82
52000000	M&S Expense (O&M)	WA	5000002607	10/31/2012	7.38
52000000	M&S Expense (O&M)	WA	5000002608	10/31/2012	36.90
52000000	M&S Expense (O&M)	WA	5000002608	10/31/2012	12.74
52000000	M&S Expense (O&M)	WA	5000002608	10/31/2012	17.96
52000000	M&S Expense (O&M)	WA	5000002608	10/31/2012	15.04
52000000	M&S Expense (O&M)	WA	5000002608	10/31/2012	8.17
52000000	M&S Expense (O&M)	WA	5000002608	10/31/2012	448.19
52000000	M&S Expense (O&M)	WA	5000002608	10/31/2012	313.50
52000000	M&S Expense (O&M)	WA	5000002608	10/31/2012	56.69
52000000	M&S Expense (O&M)	WA	5000002608	10/31/2012	301.53
52000000	M&S Expense (O&M)	WA	5000002608	10/31/2012	45.32
52000000	M&S Expense (O&M)	WA	5000002608	10/31/2012	78.59
52000000	M&S Expense (O&M)	WA	5000002608	10/31/2012	5.80
52000000	M&S Expense (O&M)	WA	5000002608	10/31/2012	16.20
52000000	M&S Expense (O&M)	WA	5000002608	10/31/2012	21.42

## Kentucky American Water Company

Case No. 2012-00520

Response to PSC DR1, Item 31

Account	Description	Doc Type	Document Number	Posting Date	Amount
52000000	M&S Expense (O&M)	WA	5000002608	10/31/2012	43.12
52000000	M&S Expense (O&M)	WA	5000002608	10/31/2012	8.95
52000000	M&S Expense (O&M)	WA	5000002608	10/31/2012	35.45
52000000	M&S Expense (O&M)	WA	5000002608	10/31/2012	8.03
52000000	M&S Expense (O&M)	WA	5000002608	10/31/2012	3.40
52000000	M&S Expense (O&M)	WA	5000002608	10/31/2012	279.14
52000000	M&S Expense (O&M)	WA	5000002608	10/31/2012	29.73
52000000	M&S Expense (O&M)	WA	5000002608	10/31/2012	41.73
52000000	M&S Expense (O&M)	WA	5000002608	10/31/2012	20.90
52000000	M&S Expense (O&M)	WA	5000002608	10/31/2012	398.20
52000000	M&S Expense (O&M)	WA	5000002608	10/31/2012	35.37
52000000	M&S Expense (O&M)	WA	5000002608	10/31/2012	70.82
52000000	M&S Expense (O&M)	WA	5000002609	10/31/2012	(134.46)
52000000	M&S Expense (O&M)	WA	5000002609	10/31/2012	(156.52)
52000000	M&S Expense (O&M)	WA	5000002609	10/31/2012	(84.48)
52000000	M&S Expense (O&M)	WA	5000002609	10/31/2012	(734.57)
52000000	M&S Expense (O&M)	WA	5000002610	10/31/2012	(8.73)
52000000	M&S Expense (O&M)	WA	5000002610	10/31/2012	(4.54)
52000000	M&S Expense (O&M)	WA	5000002610	10/31/2012	(6.37)
52000000	M&S Expense (O&M)	WA	5000002610	10/31/2012	(122.70)
52000000	M&S Expense (O&M)	WA	5000002610	10/31/2012	(16.12)
52000000	M&S Expense (O&M)	WA	5000002610	10/31/2012	(25.14)
52000000	M&S Expense (O&M)	WA	5000002610	10/31/2012	(8.03)
52000000	M&S Expense (O&M)	WA	5000002610	10/31/2012	(18.06)
52000000	M&S Expense (O&M)	WA	5000002611	10/31/2012	159.11
52000000	M&S Expense (O&M)	WA	5000002611	10/31/2012	201.51
52000000	M&S Expense (O&M)	WA	5000002611	10/31/2012	268.39
52000000	M&S Expense (O&M)	WA	5000002611	10/31/2012	325.21
52000000	M&S Expense (O&M)	WA	5000002611	10/31/2012	169.39
52000000	M&S Expense (O&M)	WA	5000002611	10/31/2012	498.94
52000000	M&S Expense (O&M)	KR	5000002637	10/31/2012	137.64
52000000	M&S Expense (O&M)	CF	9300003209	10/31/2012	(76.46)
52000000	M&S Expense (O&M)	CF	9300003209	10/31/2012	76.46
52000000	M&S Expense (O&M)	CF	9300003210	10/31/2012	(26.50)
52000000	M&S Expense (O&M)	CF	9300003210	10/31/2012	26.50
52000000	M&S Expense (O&M)	CF	9300003211	10/31/2012	(289.24)
52000000	M&S Expense (O&M)	CF	9300003211	10/31/2012	289.24
52000000	M&S Expense (O&M)	CF	9300003212	10/31/2012	(167.28)
52000000	M&S Expense (O&M)	CF	9300003212	10/31/2012	167.28
52000000	M&S Expense (O&M)	CF	9300003213	10/31/2012	(6.37)
52000000	M&S Expense (O&M)	CF	9300003213	10/31/2012	6.37
52000000	M&S Expense (O&M)	CF	9300003214	10/31/2012	(147.84)
52000000	M&S Expense (O&M)	CF	9300003214	10/31/2012	147.84
52000000	M&S Expense (O&M)	UT	9300003233	10/31/2012	(662.56)
52000000	M&S Expense (O&M)	UZ	2000000342	10/31/2012	(13,833.62)
52000000	M&S Expense (O&M)	CS	9300002931	10/31/2012	(4,046.02)
52000000	M&S Expense (O&M)	CS	9300003196	10/31/2012	(95.10)
52000000	M&S Expense (O&M)	CS	9300003202	10/31/2012	(79.29)
52000000	M&S Expense (O&M)	CS	9300002951	10/31/2012	(712.73)
52000000	M&S Expense (O&M)	CS	9300003204	10/31/2012	(276.41)
52000000	M&S Expense (O&M)	CS	9300002888	10/31/2012	(2,752.19)
52000000	M&S Expense (O&M)	CS	9300003248	10/31/2012	(1,300.15)
52000000	M&S Expense (O&M)	CS	9300003071	10/31/2012	66,138.21

## Kentucky American Water Company

Case No. 2012-00520

Response to PSC DR1, Item 31

Account	Description	Doc Type	Document Number	Posting Date	Amount
52000000	M&S Expense (O&M)	CS	9300003377	10/31/2012	(81,850.90)
52000000	M&S Expense (O&M)	CS	9300002881	10/31/2012	(117.76)
52000000	M&S Expense (O&M)	CS	9300002896	10/31/2012	(377.98)
52000000	M&S Expense (O&M)	CS	9300003102	10/31/2012	(795.38)
52000000	M&S Expense (O&M)	CS	9300003182	10/31/2012	(4,289.43)
52000000	M&S Expense (O&M)	CS	9300003253	10/31/2012	(428.87)
52000000	M&S Expense (O&M)	CS	9300003181	10/31/2012	(222.60)
52000000	M&S Expense (O&M)	CS	9300002955	10/31/2012	(8,445.56)
52000000	M&S Expense (O&M)	CS	9300002986	10/31/2012	(2,093.00)
52000000	M&S Expense (O&M)	CS	9300003157	10/31/2012	1,011.64
52000000	M&S Expense (O&M)	CS	9300003273	10/31/2012	(5,529.93)
52000000	M&S Expense (O&M)	CS	9300002903	10/31/2012	(233.36)
52000000	M&S Expense (O&M)	CS	9300002972	10/31/2012	(40.76)
52000000	M&S Expense (O&M)	CS	9300003185	10/31/2012	(57.46)
52000000	M&S Expense (O&M)	CS	9300003256	10/31/2012	(332.78)
52000000	M&S Expense (O&M)	CS	9300003414	10/31/2012	(1,878.56)
52000000	M&S Expense (O&M)	CS	9300003254	10/31/2012	(83.40)
52000000	M&S Expense (O&M)	UZ	2000000341	10/31/2012	(23,911.44)
52000000	M&S Expense (O&M)	UZ	2000000406	10/31/2012	(2,948,547.00)
52000000	M&S Expense (O&M)	CS	9300003234	10/31/2012	(713.69)
52000000	M&S Expense (O&M)	UZ	2000000349	10/31/2012	(137.64)
52000000	M&S Expense (O&M)	UZ	2000000342	10/31/2012	(633.06)
52000000	M&S Expense (O&M)	UZ	2000000342	10/31/2012	(237.11)
52000000	M&S Expense (O&M)	UZ	2000000345	10/31/2012	870.17
52000000	M&S Expense (O&M)	UZ	2000000342	10/31/2012	(784.73)
52000000	M&S Expense (O&M)	UZ	2000000342	10/31/2012	(219.76)
52000000	M&S Expense (O&M)	UZ	2000000342	10/31/2012	(1,309.79)
52000000	M&S Expense (O&M)	UZ	2000000345	10/31/2012	957.27
52000000	M&S Expense (O&M)	UZ	2000000345	10/31/2012	(458.72)
52000000	M&S Expense (O&M)	UZ	2000000345	10/31/2012	1,758.43
52000000	M&S Expense (O&M)	UZ	2000000345	10/31/2012	(1,299.71)
52000000	M&S Expense (O&M)	UZ	2000000345	10/31/2012	(6.17)
52000000	M&S Expense (O&M)	UZ	2000000342	10/31/2012	(2,110.09)
52000000	M&S Expense (O&M)	UZ	2000000345	10/31/2012	282.21
52000000	M&S Expense (O&M)	UZ	2000000406	10/31/2012	(9,495.00)
52000000	M&S Expense (O&M)	UZ	2000000406	10/31/2012	(12,232.00)
52000000	M&S Expense (O&M)	UZ	2000000406	10/31/2012	(5,307.00)
52000000	M&S Expense (O&M)	UZ	2000000345	10/31/2012	(276.04)
52000000	M&S Expense (O&M)	UZ	2000000375	10/31/2012	(5,000.00)
52000000	M&S Expense (O&M)	UZ	2000000375	10/31/2012	(30,000.00)
52000000	M&S Expense (O&M)	UZ	2000000375	10/31/2012	(30,000.00)
52000000	M&S Expense (O&M)	UZ	2000000375	10/31/2012	(78,677.17)
52000000	M&S Expense (O&M)	UZ	2000000342	10/31/2012	4,226.25
52001300	M&S Oper WT	CS	9300002931	10/31/2012	4,046.02
52001300	M&S Oper WT	CS	9300003196	10/31/2012	95.10
52001300	M&S Oper WT	CS	9300003202	10/31/2012	79.29
52001400	M&S Oper TD	CS	9300002951	10/31/2012	712.73
52001400	M&S Oper TD	CS	9300003204	10/31/2012	276.41
52001400	M&S Oper TD	CS	9300002888	10/31/2012	2,752.19
52001400	M&S Oper TD	CS	9300003248	10/31/2012	1,300.15
52001600	M&S Oper AG	CS	9300003071	10/31/2012	(66,138.21)
52001600	M&S Oper AG	CS	9300003377	10/31/2012	81,850.90
52001600	M&S Oper AG	CS	9300002881	10/31/2012	117.76

## Kentucky American Water Company

Case No. 2012-00520

Response to PSC DR1, Item 31

Account	Description	Doc Type	Document Number	Posting Date	Amount
52500000	Misc Expense (O&M)	SA	100001474	10/31/2012	1,399.81
52500000	Misc Expense (O&M)	SA	100001493	10/31/2012	4,756.17
52500000	Misc Expense (O&M)	SA	100001494	10/31/2012	281.84
52500000	Misc Expense (O&M)	SA	100001497	10/31/2012	561.20
52500000	Misc Expense (O&M)	SA	100001500	10/31/2012	796.42
52500000	Misc Expense (O&M)	SA	100001506	10/31/2012	4,152.36
52500000	Misc Expense (O&M)	SA	100001508	10/31/2012	341.52
52500000	Misc Expense (O&M)	SA	100001532	10/31/2012	104.05
52500000	Misc Expense (O&M)	SV	100001539	10/31/2012	91.50
52500000	Misc Expense (O&M)	SA	100001637	10/31/2012	588.52
52500000	Misc Expense (O&M)	SV	100001658	10/31/2012	8,379.00
52500000	Misc Expense (O&M)	SV	100001664	10/31/2012	84,537.13
52500000	Misc Expense (O&M)	SV	100001668	10/31/2012	166,950.00
52500000	Misc Expense (O&M)	SV	100001668	10/31/2012	166,950.00
52500000	Misc Expense (O&M)	SV	100001668	10/31/2012	14,994.00
52500000	Misc Expense (O&M)	SA	100001672	10/31/2012	(950.00)
52500000	Misc Expense (O&M)	WE	5000002583	10/31/2012	54,023.18
52500000	Misc Expense (O&M)	RE	5000002586	10/31/2012	114,480.00
52500000	Misc Expense (O&M)	RE	5000002586	10/31/2012	28,620.00
52500000	Misc Expense (O&M)	WE	5000002612	10/31/2012	7,749.66
52500000	Misc Expense (O&M)	WE	5000002615	10/31/2012	10,342.70
52500000	Misc Expense (O&M)	WE	5000002616	10/31/2012	15,250.49
52500000	Misc Expense (O&M)	WE	5000002628	10/31/2012	21,337.67
52500000	Misc Expense (O&M)	CS	9300003415	10/31/2012	(4,152.36)
52500000	Misc Expense (O&M)	CS	9300002931	10/31/2012	(17.97)
52500000	Misc Expense (O&M)	CS	9300002980	10/31/2012	(147.43)
52500000	Misc Expense (O&M)	CS	9300003202	10/31/2012	(1,331.49)
52500000	Misc Expense (O&M)	CS	9300002933	10/31/2012	(386.69)
52500000	Misc Expense (O&M)	CS	9300002921	10/31/2012	(157.48)
52500000	Misc Expense (O&M)	CS	9300003125	10/31/2012	(105.98)
52500000	Misc Expense (O&M)	CS	9300003192	10/31/2012	79.66
52500000	Misc Expense (O&M)	CS	9300002951	10/31/2012	(1,207.96)
52500000	Misc Expense (O&M)	CS	9300002983	10/31/2012	224.97
52500000	Misc Expense (O&M)	CS	9300003151	10/31/2012	(243.18)
52500000	Misc Expense (O&M)	CS	9300003204	10/31/2012	(99.31)
52500000	Misc Expense (O&M)	CS	9300003271	10/31/2012	(618.29)
52500000	Misc Expense (O&M)	CS	9300002964	10/31/2012	(2,584.98)
52500000	Misc Expense (O&M)	CS	9300003071	10/31/2012	222,794.58
52500000	Misc Expense (O&M)	CS	9300003239	10/31/2012	8.19
52500000	Misc Expense (O&M)	CS	9300003447	10/31/2012	(588.52)
52500000	Misc Expense (O&M)	CS	9300004225	10/31/2012	(84,537.13)
52500000	Misc Expense (O&M)	CS	9300003080	10/31/2012	100.06
52500000	Misc Expense (O&M)	CS	9300003382	10/31/2012	(104.05)
52500000	Misc Expense (O&M)	CS	9300003449	10/31/2012	(91.50)
52500000	Misc Expense (O&M)	CS	9300002955	10/31/2012	(2,131.91)
52500000	Misc Expense (O&M)	CS	9300003157	10/31/2012	0.39
52500000	Misc Expense (O&M)	CS	9300003206	10/31/2012	(471.90)
52500000	Misc Expense (O&M)	CS	9300004236	10/31/2012	950.00
52500000	Misc Expense (O&M)	CS	9300003414	10/31/2012	(6,737.15)
52500000	Misc Expense (O&M)	CS	9300002898	10/31/2012	(349.80)
52500000	Misc Expense (O&M)	CS	9300003104	10/31/2012	(99.13)
52500000	Misc Expense (O&M)	CS	9300003183	10/31/2012	(132.97)
52500000	Misc Expense (O&M)	CS	9300003254	10/31/2012	(190.80)

## Kentucky American Water Company

Case No. 2012-00520

Response to PSC DR1, Item 31

Account	Description	Doc Type	Document Number	Posting Date	Amount
52500000	Misc Expense (O&M)	UZ	2000000342	10/31/2012	(28,620.00)
52500000	Misc Expense (O&M)	UZ	2000000406	10/31/2012	(166,950.00)
52500000	Misc Expense (O&M)	UZ	2000000342	10/31/2012	(114,480.00)
52500000	Misc Expense (O&M)	UZ	2000000406	10/31/2012	(166,950.00)
52500000	Misc Expense (O&M)	UZ	2000000338	10/31/2012	(4,062.92)
52500000	Misc Expense (O&M)	UZ	2000000406	10/31/2012	(8,379.00)
52500000	Misc Expense (O&M)	UZ	2000000349	10/31/2012	(21,337.67)
52500000	Misc Expense (O&M)	UZ	2000000342	10/31/2012	(54,023.18)
52500000	Misc Expense (O&M)	UZ	2000000349	10/31/2012	(10,342.70)
52500000	Misc Expense (O&M)	UZ	2000000406	10/31/2012	(14,994.00)
52500000	Misc Expense (O&M)	UZ	2000000338	10/31/2012	(2,031.46)
52500000	Misc Expense (O&M)	UZ	2000000349	10/31/2012	(7,749.66)
52500000	Misc Expense (O&M)	UZ	2000000349	10/31/2012	(15,250.49)
52500000	Misc Expense (O&M)	UZ	2000000351	10/31/2012	(1,399.81)
52501100	Misc Oper SS	CS	9300003415	10/31/2012	4,152.36
52501300	Misc Oper WT	CS	9300002931	10/31/2012	17.97
52501300	Misc Oper WT	CS	9300002980	10/31/2012	147.43
52501300	Misc Oper WT	CS	9300003202	10/31/2012	1,331.49
52501400	Misc Oper TD	CS	9300002933	10/31/2012	386.69
52501400	Misc Oper TD	CS	9300002921	10/31/2012	157.48
52501400	Misc Oper TD	CS	9300003125	10/31/2012	105.98
52501400	Misc Oper TD	CS	9300003192	10/31/2012	(79.66)
52501400	Misc Oper TD	CS	9300002951	10/31/2012	1,207.96
52501400	Misc Oper TD	CS	9300002983	10/31/2012	(224.97)
52501400	Misc Oper TD	CS	9300003151	10/31/2012	243.18
52501400	Misc Oper TD	CS	9300003204	10/31/2012	99.31
52501400	Misc Oper TD	CS	9300003271	10/31/2012	618.29
52501600	Misc Oper AG	CS	9300002964	10/31/2012	2,584.98
52501600	Misc Oper AG	CS	9300003071	10/31/2012	(222,794.58)
52501600	Misc Oper AG	CS	9300003239	10/31/2012	(8.19)
52501600	Misc Oper AG	CS	9300003447	10/31/2012	588.52
52501600	Misc Oper AG	CS	9300004225	10/31/2012	84,537.13
52501600	Misc Oper AG	CS	9300003080	10/31/2012	(100.06)
52501600	Misc Oper AG	CS	9300003382	10/31/2012	104.05
52501600	Misc Oper AG	CS	9300003449	10/31/2012	91.50
52503000	Advertising	CF	9300002882	10/31/2012	(3,564.25)
52503000	Advertising	CF	9300002882	10/31/2012	3,564.25
52503000	Advertising	CF	9300003081	10/31/2012	(530.00)
52503000	Advertising	CF	9300003081	10/31/2012	530.00
52510000	Bank Svc Charges	SV	100001519	10/31/2012	13,541.72
52510000	Bank Svc Charges	SV	100001647	10/31/2012	8,195.12
52510000	Bank Svc Charges	SV	100001673	10/31/2012	7,037.56
52510000	Bank Svc Charges	SA	100001683	10/31/2012	(9,746.12)
52510000	Bank Svc Charges	SA	100001683	10/31/2012	9,746.12
52510000	Bank Svc Charges	CS	9300003122	10/31/2012	17,941.24
52510000	Bank Svc Charges	CS	9300003453	10/31/2012	(8,195.12)
52510000	Bank Svc Charges	CS	9300002974	10/31/2012	(8,319.92)
52510000	Bank Svc Charges	CS	9300003114	10/31/2012	7,957.29
52510000	Bank Svc Charges	CS	9300003258	10/31/2012	598.93
52510000	Bank Svc Charges	CS	9300003408	10/31/2012	(13,541.72)
52510000	Bank Svc Charges	CS	9300004233	10/31/2012	(7,037.56)
52510000	Bank Svc Charges	CS	9300004246	10/31/2012	9,746.12
52510000	Bank Svc Charges	CS	9300004244	10/31/2012	(9,746.12)

Kentucky American Water Company  
Case No. 2012-00520  
Response to PSC DR1, Item 31

Account	Description	Doc Type	Document Number	Posting Date	Amount
52510015	Bank Svc Charges-CA	CS	9300002974	10/31/2012	8,319.92
52510015	Bank Svc Charges-CA	CS	9300003114	10/31/2012	(7,957.29)
52510015	Bank Svc Charges-CA	CS	9300003258	10/31/2012	(598.93)
52510015	Bank Svc Charges-CA	CS	9300003408	10/31/2012	13,541.72
52510015	Bank Svc Charges-CA	CS	9300004233	10/31/2012	7,037.56
52510015	Bank Svc Charges-CA	CS	9300004246	10/31/2012	(9,746.12)
52510016	Bank Svc Charges-AG	CS	9300003122	10/31/2012	(17,941.24)
52510016	Bank Svc Charges-AG	CS	9300003453	10/31/2012	8,195.12
52510016	Bank Svc Charges-AG	CS	9300004244	10/31/2012	9,746.12
52514500	Charitb Don-H/Ed/En	CF	9300002882	10/31/2012	(1,000.00)
52514500	Charitb Don-H/Ed/En	CF	9300002882	10/31/2012	1,000.00
52514500	Charitb Don-H/Ed/En	CF	9300003081	10/31/2012	(1,500.00)
52514500	Charitb Don-H/Ed/En	CF	9300003081	10/31/2012	1,500.00
52514600	Charitb Don-Commnty	CF	9300003081	10/31/2012	(7,500.00)
52514600	Charitb Don-Commnty	CF	9300003081	10/31/2012	7,500.00
52514700	Community Partnrshps	CF	9300002882	10/31/2012	(13,500.00)
52514700	Community Partnrshps	CF	9300002882	10/31/2012	13,500.00
52514700	Community Partnrshps	CF	9300003081	10/31/2012	(500.00)
52514700	Community Partnrshps	CF	9300003081	10/31/2012	500.00
52514903	Cust Edu Comm-Issues	CF	9300002882	10/31/2012	(127.20)
52514903	Cust Edu Comm-Issues	CF	9300002882	10/31/2012	127.20
52514903	Cust Edu Comm-Issues	CF	9300003245	10/31/2012	(150.52)
52514903	Cust Edu Comm-Issues	CF	9300003245	10/31/2012	150.52
52514904	Cust Edu Comm-Consrv	KR	5000002620	10/31/2012	4,361.90
52514904	Cust Edu Comm-Consrv	CF	9300002882	10/31/2012	(3,869.00)
52514904	Cust Edu Comm-Consrv	CF	9300002882	10/31/2012	3,869.00
52514904	Cust Edu Comm-Consrv	CF	9300003081	10/31/2012	(13,500.00)
52514904	Cust Edu Comm-Consrv	CF	9300003081	10/31/2012	13,500.00
52514904	Cust Edu Comm-Consrv	CF	9300003383	10/31/2012	(4,361.90)
52514904	Cust Edu Comm-Consrv	CF	9300003383	10/31/2012	4,361.90
52514906	Cust Edu-Bill Insert	CF	9300003081	10/31/2012	(238.50)
52514906	Cust Edu-Bill Insert	CF	9300003081	10/31/2012	238.50
52514909	Cust Edu-Video&Photo	CF	9300002882	10/31/2012	(260.00)
52514909	Cust Edu-Video&Photo	CF	9300002882	10/31/2012	260.00
52515000	Commun Relations-E	CF	9300002882	10/31/2012	(85.00)
52515000	Commun Relations-E	CF	9300002882	10/31/2012	85.00
52515001	Commun Relations-S	CF	9300002882	10/31/2012	(993.58)
52515001	Commun Relations-S	CF	9300002882	10/31/2012	993.58
52515001	Commun Relations-S	CF	9300003081	10/31/2012	(639.87)
52515001	Commun Relations-S	CF	9300003081	10/31/2012	639.87
52520000	Collection Agencies	SV	100001542	10/31/2012	1,953.41
52520000	Collection Agencies	SV	100001542	10/31/2012	186.55
52520000	Collection Agencies	SV	100001638	10/31/2012	2,876.87
52520000	Collection Agencies	SV	100001638	10/31/2012	1,269.85
52520000	Collection Agencies	CF	9300002914	10/31/2012	(882.61)
52520000	Collection Agencies	CF	9300002914	10/31/2012	882.61
52520000	Collection Agencies	CF	9300002975	10/31/2012	(5,482.15)
52520000	Collection Agencies	CF	9300002975	10/31/2012	5,482.15
52520000	Collection Agencies	CF	9300003115	10/31/2012	10,631.74
52520000	Collection Agencies	CF	9300003115	10/31/2012	(10,631.74)
52520000	Collection Agencies	CF	9300003259	10/31/2012	(1,785.03)
52520000	Collection Agencies	CF	9300003259	10/31/2012	1,785.03
52520000	Collection Agencies	CF	9300003452	10/31/2012	(6,286.68)

## Kentucky American Water Company

Case No. 2012-00520

Response to PSC DR1, Item 31

Account	Description	Doc Type	Document Number	Posting Date	Amount
52520000	Collection Agencies	CF	9300003452	10/31/2012	6,286.68
52524000	Co Dues/Mmbrshp Ded	SA	100001501	10/31/2012	532.11
52524000	Co Dues/Mmbrshp Ded	SA	100001510	10/31/2012	307.11
52524000	Co Dues/Mmbrshp Ded	CF	9300002930	10/31/2012	(2,500.00)
52524000	Co Dues/Mmbrshp Ded	CF	9300002930	10/31/2012	2,500.00
52524000	Co Dues/Mmbrshp Ded	CF	9300003238	10/31/2012	(439.83)
52524000	Co Dues/Mmbrshp Ded	CF	9300003238	10/31/2012	439.83
52524000	Co Dues/Mmbrshp Ded	CF	9300003240	10/31/2012	(3,800.50)
52524000	Co Dues/Mmbrshp Ded	CF	9300003240	10/31/2012	3,800.50
52524000	Co Dues/Mmbrshp Ded	CF	9300003245	10/31/2012	(833.33)
52524000	Co Dues/Mmbrshp Ded	CF	9300003245	10/31/2012	833.33
52524000	Co Dues/Mmbrshp Ded	CF	9300003378	10/31/2012	(839.22)
52524000	Co Dues/Mmbrshp Ded	CF	9300003378	10/31/2012	839.22
52524000	Co Dues/Mmbrshp Ded	SR	9600000075	10/31/2012	833.33
52524000	Co Dues/Mmbrshp Ded	SR	9600000076	10/31/2012	439.83
52524000	Co Dues/Mmbrshp Ded	SR	9600000079	10/31/2012	3,800.50
52526100	Credit Line Fees I/C	SV	100001522	10/31/2012	2,871.50
52526100	Credit Line Fees I/C	SA	100001662	10/31/2012	5,644.87
52527000	Directors Fees	CF	9300002880	10/31/2012	(250.00)
52527000	Directors Fees	CF	9300002880	10/31/2012	250.00
52532000	Electricity	SV	100001468	10/31/2012	88.85
52532000	Electricity	SV	100001468	10/31/2012	20.93
52532000	Electricity	SV	100001468	10/31/2012	2,743.84
52532000	Electricity	SV	100001468	10/31/2012	589.96
52532000	Electricity	SV	100001468	10/31/2012	7,232.75
52532000	Electricity	SV	100001468	10/31/2012	148.68
52532000	Electricity	SV	100001468	10/31/2012	1,634.29
52532000	Electricity	SV	100001667	10/31/2012	(1.05)
52532000	Electricity	SV	100001667	10/31/2012	(2.69)
52532000	Electricity	SV	100001667	10/31/2012	(110.72)
52532000	Electricity	ZN	5000002594	10/31/2012	26.88
52532000	Electricity	ZN	5000002594	10/31/2012	20.48
52532000	Electricity	ZN	5000002595	10/31/2012	46.68
52532000	Electricity	ZN	5000002595	10/31/2012	52.87
52532000	Electricity	ZN	5000002595	10/31/2012	61.02
52532000	Electricity	ZN	5000002595	10/31/2012	80.73
52532000	Electricity	ZN	5000002633	10/31/2012	32.41
52532000	Electricity	ZN	5000002633	10/31/2012	40.70
52532000	Electricity	CS	9300002931	10/31/2012	(47.97)
52532000	Electricity	CS	9300003134	10/31/2012	56.89
52532000	Electricity	CS	9300003422	10/31/2012	(129.55)
52532000	Electricity	CS	9300004238	10/31/2012	1.05
52532000	Electricity	CS	9300003091	10/31/2012	14.66
52532000	Electricity	CS	9300003249	10/31/2012	(46.68)
52532000	Electricity	CS	9300003391	10/31/2012	(20.93)
52532000	Electricity	CS	9300002951	10/31/2012	(2,038.07)
52532000	Electricity	CS	9300002983	10/31/2012	(33.62)
52532000	Electricity	CS	9300003151	10/31/2012	3,719.44
52532000	Electricity	CS	9300003204	10/31/2012	(116.27)
52532000	Electricity	CS	9300003271	10/31/2012	(194.62)
52532000	Electricity	CS	9300003435	10/31/2012	(2,743.84)
52532000	Electricity	CS	9300004240	10/31/2012	2.69
52532000	Electricity	CS	9300002888	10/31/2012	(64.83)

## Kentucky American Water Company

Case No. 2012-00520

Response to PSC DR1, Item 31

Account	Description	Doc Type	Document Number	Posting Date	Amount
52532000	Electricity	CS	9300002967	10/31/2012	(126.25)
52532000	Electricity	CS	9300003089	10/31/2012	1,578.87
52532000	Electricity	CS	9300003178	10/31/2012	(51.39)
52532000	Electricity	CS	9300003248	10/31/2012	(47.36)
52532000	Electricity	CS	9300003389	10/31/2012	(2,256.66)
52532000	Electricity	CS	9300004228	10/31/2012	110.72
52532000	Electricity	CS	9300002917	10/31/2012	(5,993.41)
52532000	Electricity	CS	9300003120	10/31/2012	6,613.36
52532000	Electricity	CS	9300003412	10/31/2012	(7,232.75)
52532000	Electricity	CS	9300003078	10/31/2012	(26.66)
52532000	Electricity	CS	9300003380	10/31/2012	(148.68)
52532013	Electricity WT	CS	9300002931	10/31/2012	47.97
52532013	Electricity WT	CS	9300003134	10/31/2012	(56.89)
52532013	Electricity WT	CS	9300003422	10/31/2012	129.55
52532013	Electricity WT	CS	9300004238	10/31/2012	(1.05)
52532013	Electricity WT	CS	9300003091	10/31/2012	(14.66)
52532013	Electricity WT	CS	9300003249	10/31/2012	46.68
52532013	Electricity WT	CS	9300003391	10/31/2012	20.93
52532014	Electricity TD	CS	9300002951	10/31/2012	2,038.07
52532014	Electricity TD	CS	9300002983	10/31/2012	33.62
52532014	Electricity TD	CS	9300003151	10/31/2012	(3,719.44)
52532014	Electricity TD	CS	9300003204	10/31/2012	116.27
52532014	Electricity TD	CS	9300003271	10/31/2012	194.62
52532014	Electricity TD	CS	9300003435	10/31/2012	2,743.84
52532014	Electricity TD	CS	9300004240	10/31/2012	(2.69)
52532014	Electricity TD	CS	9300002888	10/31/2012	64.83
52532014	Electricity TD	CS	9300002967	10/31/2012	126.25
52532014	Electricity TD	CS	9300003089	10/31/2012	(1,578.87)
52532014	Electricity TD	CS	9300003178	10/31/2012	51.39
52532014	Electricity TD	CS	9300003248	10/31/2012	47.36
52532014	Electricity TD	CS	9300003389	10/31/2012	2,256.66
52532014	Electricity TD	CS	9300004228	10/31/2012	(110.72)
52532016	Electricity AG	CS	9300002917	10/31/2012	5,993.41
52532016	Electricity AG	CS	9300003120	10/31/2012	(6,613.36)
52532016	Electricity AG	CS	9300003412	10/31/2012	7,232.75
52532016	Electricity AG	CS	9300003078	10/31/2012	26.66
52532016	Electricity AG	CS	9300003380	10/31/2012	148.68
52534000	Employee Expenses	SV	100001527	10/31/2012	28,985.95
52534000	Employee Expenses	SV	100001537	10/31/2012	21,004.75
52534000	Employee Expenses	CF	9300002874	10/31/2012	(28.50)
52534000	Employee Expenses	CF	9300002874	10/31/2012	28.50
52534000	Employee Expenses	CF	9300002929	10/31/2012	(215.00)
52534000	Employee Expenses	CF	9300002929	10/31/2012	215.00
52534000	Employee Expenses	CF	9300002979	10/31/2012	190.00
52534000	Employee Expenses	CF	9300002979	10/31/2012	(190.00)
52534000	Employee Expenses	CF	9300002989	10/31/2012	(0.89)
52534000	Employee Expenses	CF	9300002989	10/31/2012	0.89
52534000	Employee Expenses	CF	9300003072	10/31/2012	60,577.67
52534000	Employee Expenses	CF	9300003072	10/31/2012	(60,577.67)
52534000	Employee Expenses	CF	9300003152	10/31/2012	(88.11)
52534000	Employee Expenses	CF	9300003152	10/31/2012	88.11
52534000	Employee Expenses	CF	9300003177	10/31/2012	(89.00)
52534000	Employee Expenses	CF	9300003177	10/31/2012	89.00



## Kentucky American Water Company

Case No. 2012-00520

Response to PSC DR1, Item 31

Account	Description	Doc Type	Document Number	Posting Date	Amount
52534000	Employee Expenses	CF	9300003378	10/31/2012	(53,821.49)
52534000	Employee Expenses	CF	9300003378	10/31/2012	53,821.49
52534000	Employee Expenses	CF	9300003448	10/31/2012	(21,004.75)
52534000	Employee Expenses	CF	9300003448	10/31/2012	21,004.75
52534000	Employee Expenses	UT	9300002864	10/31/2012	(1.50)
52534000	Employee Expenses	UT	9300003063	10/31/2012	(0.89)
52534200	Conferences & Reg	SA	100001499	10/31/2012	54.10
52534200	Conferences & Reg	CF	9300003378	10/31/2012	(54.10)
52534200	Conferences & Reg	CF	9300003378	10/31/2012	54.10
52535000	Meals Deductible	SV	100001527	10/31/2012	28,985.95
52535000	Meals Deductible	SV	100001537	10/31/2012	21,004.75
52535000	Meals Deductible	CF	9300003072	10/31/2012	60,577.69
52535000	Meals Deductible	CF	9300003072	10/31/2012	(60,577.69)
52535000	Meals Deductible	CF	9300003378	10/31/2012	(53,821.51)
52535000	Meals Deductible	CF	9300003378	10/31/2012	53,821.51
52535000	Meals Deductible	CF	9300003448	10/31/2012	(21,004.75)
52535000	Meals Deductible	CF	9300003448	10/31/2012	21,004.75
52542000	Forms	SV	100001643	10/31/2012	18,966.57
52542000	Forms	SV	100001643	10/31/2012	23,333.39
52542000	Forms	SV	100001643	10/31/2012	17,281.57
52542000	Forms	SV	100001643	10/31/2012	16,284.74
52542000	Forms	CS	9300003114	10/31/2012	49,497.18
52542000	Forms	CS	9300003451	10/31/2012	(75,866.27)
52542015	Forms CA	CS	9300003114	10/31/2012	(49,497.18)
52542015	Forms CA	CS	9300003451	10/31/2012	75,866.27
52546000	Grounds Keeping	CS	9300002931	10/31/2012	(249.10)
52546000	Grounds Keeping	CS	9300003264	10/31/2012	(665.68)
52546000	Grounds Keeping	CS	9300002865	10/31/2012	(471.70)
52546000	Grounds Keeping	CS	9300003236	10/31/2012	(328.60)
52546000	Grounds Keeping	CS	9300002876	10/31/2012	(584.06)
52546000	Grounds Keeping	CS	9300003242	10/31/2012	(413.40)
52546000	Grounds Keeping	CS	9300002951	10/31/2012	(9,269.70)
52546000	Grounds Keeping	CS	9300002888	10/31/2012	(888.28)
52546000	Grounds Keeping	CS	9300003248	10/31/2012	(444.14)
52546000	Grounds Keeping	CS	9300002900	10/31/2012	(42.40)
52546000	Grounds Keeping	CS	9300003255	10/31/2012	(21.20)
52546013	Grounds Keeping WT	CS	9300002931	10/31/2012	249.10
52546013	Grounds Keeping WT	CS	9300003264	10/31/2012	665.68
52546013	Grounds Keeping WT	CS	9300002865	10/31/2012	471.70
52546013	Grounds Keeping WT	CS	9300003236	10/31/2012	328.60
52546013	Grounds Keeping WT	CS	9300002876	10/31/2012	584.06
52546013	Grounds Keeping WT	CS	9300003242	10/31/2012	413.40
52546014	Grounds Keeping TD	CS	9300002951	10/31/2012	9,269.70
52546014	Grounds Keeping TD	CS	9300002888	10/31/2012	888.28
52546014	Grounds Keeping TD	CS	9300003248	10/31/2012	444.14
52546014	Grounds Keeping TD	CS	9300002900	10/31/2012	42.40
52546014	Grounds Keeping TD	CS	9300003255	10/31/2012	21.20
52548000	Heating Oil/Gas	SV	100001468	10/31/2012	448.60
52548000	Heating Oil/Gas	SV	100001468	10/31/2012	8.70
52548000	Heating Oil/Gas	SV	100001468	10/31/2012	665.00
52548000	Heating Oil/Gas	SV	100001667	10/31/2012	(4.16)
52548000	Heating Oil/Gas	SV	100001667	10/31/2012	(0.54)
52548000	Heating Oil/Gas	SV	100001667	10/31/2012	(7.76)

## Kentucky American Water Company

Case No. 2012-00520

Response to PSC DR1, Item 31

Account	Description	Doc Type	Document Number	Posting Date	Amount
52548000	Heating Oil/Gas	ZN	5000002594	10/31/2012	516.07
52548000	Heating Oil/Gas	ZN	5000002594	10/31/2012	114.02
52548000	Heating Oil/Gas	CS	9300002951	10/31/2012	(382.85)
52548000	Heating Oil/Gas	CS	9300002983	10/31/2012	(31.70)
52548000	Heating Oil/Gas	CS	9300003151	10/31/2012	444.71
52548000	Heating Oil/Gas	CS	9300003271	10/31/2012	(114.02)
52548000	Heating Oil/Gas	CS	9300003435	10/31/2012	(448.60)
52548000	Heating Oil/Gas	CS	9300004240	10/31/2012	4.16
52548000	Heating Oil/Gas	CS	9300003094	10/31/2012	(1.56)
52548000	Heating Oil/Gas	CS	9300003394	10/31/2012	(8.70)
52548000	Heating Oil/Gas	CS	9300004230	10/31/2012	0.54
52548000	Heating Oil/Gas	CS	9300002917	10/31/2012	(890.15)
52548000	Heating Oil/Gas	CS	9300003120	10/31/2012	840.24
52548000	Heating Oil/Gas	CS	9300003260	10/31/2012	(516.07)
52548000	Heating Oil/Gas	CS	9300003412	10/31/2012	(665.00)
52548000	Heating Oil/Gas	CS	9300004234	10/31/2012	7.76
52548014	Heating Oil/Gas TD	CS	9300002951	10/31/2012	382.85
52548014	Heating Oil/Gas TD	CS	9300002983	10/31/2012	31.70
52548014	Heating Oil/Gas TD	CS	9300003151	10/31/2012	(444.71)
52548014	Heating Oil/Gas TD	CS	9300003271	10/31/2012	114.02
52548014	Heating Oil/Gas TD	CS	9300003435	10/31/2012	448.60
52548014	Heating Oil/Gas TD	CS	9300004240	10/31/2012	(4.16)
52548014	Heating Oil/Gas TD	CS	9300003094	10/31/2012	1.56
52548014	Heating Oil/Gas TD	CS	9300003394	10/31/2012	8.70
52548014	Heating Oil/Gas TD	CS	9300004230	10/31/2012	(0.54)
52548016	Heating Oil/Gas AG	CS	9300002917	10/31/2012	890.15
52548016	Heating Oil/Gas AG	CS	9300003120	10/31/2012	(840.24)
52548016	Heating Oil/Gas AG	CS	9300003260	10/31/2012	516.07
52548016	Heating Oil/Gas AG	CS	9300003412	10/31/2012	665.00
52548016	Heating Oil/Gas AG	CS	9300004234	10/31/2012	(7.76)
52548100	Hiring Costs	CF	9300003205	10/31/2012	(53.00)
52548100	Hiring Costs	CF	9300003205	10/31/2012	53.00
52549000	Injuries and Damages	CF	9300003152	10/31/2012	(1,524.52)
52549000	Injuries and Damages	CF	9300003152	10/31/2012	1,524.52
52549500	Inv Phys W/O Scrap	WI	5000002951	10/31/2012	620.23
52550000	Janitorial	SV	100001664	10/31/2012	5,403.33
52550000	Janitorial	SV	100001664	10/31/2012	5,403.33
52550000	Janitorial	CS	9300002931	10/31/2012	(1,432.39)
52550000	Janitorial	CS	9300002980	10/31/2012	(129.40)
52550000	Janitorial	CS	9300003196	10/31/2012	(2,035.20)
52550000	Janitorial	CS	9300002873	10/31/2012	(5,403.33)
52550000	Janitorial	CS	9300004225	10/31/2012	(10,806.66)
52550000	Janitorial	CS	9300003252	10/31/2012	(318.00)
52550000	Janitorial	CS	9300002898	10/31/2012	(404.98)
52550013	Janitorial WT	CS	9300002931	10/31/2012	1,432.39
52550013	Janitorial WT	CS	9300002980	10/31/2012	129.40
52550013	Janitorial WT	CS	9300003196	10/31/2012	2,035.20
52550016	Janitorial AG	CS	9300002873	10/31/2012	5,403.33
52550016	Janitorial AG	CS	9300004225	10/31/2012	10,806.66
52550016	Janitorial AG	CS	9300003252	10/31/2012	318.00
52550016	Janitorial AG	CS	9300002898	10/31/2012	404.98
52554500	Lab Supplies	SV	100001657	10/31/2012	1,600.00
52554500	Lab Supplies	WE	5000002629	10/31/2012	113.72

## Kentucky American Water Company

Case No. 2012-00520

Response to PSC DR1, Item 31

Account	Description	Doc Type	Document Number	Posting Date	Amount
52554500	Lab Supplies	WE	5000002629	10/31/2012	214.97
52554500	Lab Supplies	CF	9300002877	10/31/2012	64.97
52554500	Lab Supplies	CF	9300002877	10/31/2012	(64.97)
52554500	Lab Supplies	CF	9300002899	10/31/2012	(16.91)
52554500	Lab Supplies	CF	9300002899	10/31/2012	16.91
52554500	Lab Supplies	CF	9300002950	10/31/2012	(871.35)
52554500	Lab Supplies	CF	9300002950	10/31/2012	871.35
52554500	Lab Supplies	CF	9300002968	10/31/2012	(69.68)
52554500	Lab Supplies	CF	9300002968	10/31/2012	69.68
52554500	Lab Supplies	CF	9300002977	10/31/2012	(331.19)
52554500	Lab Supplies	CF	9300002977	10/31/2012	331.19
52554500	Lab Supplies	CF	9300002978	10/31/2012	(14.14)
52554500	Lab Supplies	CF	9300002978	10/31/2012	14.14
52554500	Lab Supplies	CF	9300002982	10/31/2012	(2,018.15)
52554500	Lab Supplies	CF	9300002982	10/31/2012	2,018.15
52554500	Lab Supplies	CF	9300002984	10/31/2012	(658.19)
52554500	Lab Supplies	CF	9300002984	10/31/2012	658.19
52554500	Lab Supplies	CF	9300003074	10/31/2012	(135.68)
52554500	Lab Supplies	CF	9300003074	10/31/2012	135.68
52554500	Lab Supplies	CF	9300003076	10/31/2012	(83.81)
52554500	Lab Supplies	CF	9300003076	10/31/2012	83.81
52554500	Lab Supplies	CF	9300003150	10/31/2012	1,396.48
52554500	Lab Supplies	CF	9300003150	10/31/2012	(1,396.48)
52554500	Lab Supplies	CF	9300003175	10/31/2012	(634.25)
52554500	Lab Supplies	CF	9300003175	10/31/2012	634.25
52554500	Lab Supplies	CF	9300003176	10/31/2012	(104.16)
52554500	Lab Supplies	CF	9300003176	10/31/2012	104.16
52554500	Lab Supplies	CF	9300003191	10/31/2012	(93.01)
52554500	Lab Supplies	CF	9300003191	10/31/2012	93.01
52554500	Lab Supplies	CF	9300003203	10/31/2012	(3,339.44)
52554500	Lab Supplies	CF	9300003203	10/31/2012	3,339.44
52554500	Lab Supplies	CF	9300003251	10/31/2012	(16.91)
52554500	Lab Supplies	CF	9300003251	10/31/2012	16.91
52554500	Lab Supplies	CF	9300003263	10/31/2012	(13.73)
52554500	Lab Supplies	CF	9300003263	10/31/2012	13.73
52554500	Lab Supplies	CF	9300003270	10/31/2012	(5,876.64)
52554500	Lab Supplies	CF	9300003270	10/31/2012	5,876.64
52554500	Lab Supplies	CF	9300003272	10/31/2012	(239.58)
52554500	Lab Supplies	CF	9300003272	10/31/2012	239.58
52554500	Lab Supplies	CF	9300003434	10/31/2012	(328.69)
52554500	Lab Supplies	CF	9300003434	10/31/2012	328.69
52554500	Lab Supplies	CF	9300004222	10/31/2012	(1,600.00)
52554500	Lab Supplies	CF	9300004222	10/31/2012	1,600.00
52556500	Low Income Pay Prog	CF	9300003081	10/31/2012	(10,000.00)
52556500	Low Income Pay Prog	CF	9300003081	10/31/2012	10,000.00
52562000	Office Supplies	KR	5000002613	10/31/2012	78.73
52562000	Office Supplies	CS	9300003244	10/31/2012	(78.73)
52562000	Office Supplies	CS	9300002931	10/31/2012	(137.28)
52562000	Office Supplies	CS	9300002980	10/31/2012	(60.02)
52562000	Office Supplies	CS	9300003196	10/31/2012	0.01
52562000	Office Supplies	CS	9300002933	10/31/2012	(60.02)
52562000	Office Supplies	CS	9300002921	10/31/2012	(52.43)
52562000	Office Supplies	CS	9300003151	10/31/2012	(312.66)

## Kentucky American Water Company

Case No. 2012-00520

Response to PSC DR1, Item 31

Account	Description	Doc Type	Document Number	Posting Date	Amount
52562000	Office Supplies	CS	9300002873	10/31/2012	(10.81)
52562000	Office Supplies	CS	9300003239	10/31/2012	1,019.64
52562000	Office Supplies	CS	9300003180	10/31/2012	(59.51)
52562000	Office Supplies	CS	9300003194	10/31/2012	(54.47)
52562011	Off&Adm Supplies SS	CS	9300003244	10/31/2012	78.73
52562013	Off&Adm Supplies WT	CS	9300002931	10/31/2012	137.28
52562013	Off&Adm Supplies WT	CS	9300002980	10/31/2012	60.02
52562013	Off&Adm Supplies WT	CS	9300003196	10/31/2012	(0.01)
52562014	Off&Adm Supplies TD	CS	9300002933	10/31/2012	60.02
52562014	Off&Adm Supplies TD	CS	9300002921	10/31/2012	52.43
52562014	Off&Adm Supplies TD	CS	9300003151	10/31/2012	312.66
52562016	Off&Adm Supplies AG	CS	9300002873	10/31/2012	10.81
52562016	Off&Adm Supplies AG	CS	9300003239	10/31/2012	(1,019.64)
52562016	Off&Adm Supplies AG	CS	9300003180	10/31/2012	59.51
52562016	Off&Adm Supplies AG	CS	9300003194	10/31/2012	54.47
52562500	Overnight Shippng	CS	9300003264	10/31/2012	(197.80)
52562500	Overnight Shippng	CS	9300002949	10/31/2012	(521.13)
52562500	Overnight Shippng	CS	9300003236	10/31/2012	(190.28)
52562500	Overnight Shippng	CS	9300002942	10/31/2012	(24.80)
52562500	Overnight Shippng	CS	9300003198	10/31/2012	(37.21)
52562500	Overnight Shippng	CS	9300003120	10/31/2012	(7.51)
52562513	Overnight Shippng WT	CS	9300003264	10/31/2012	197.80
52562513	Overnight Shippng WT	CS	9300002949	10/31/2012	521.13
52562513	Overnight Shippng WT	CS	9300003236	10/31/2012	190.28
52562515	Overnight Shippng CA	CS	9300002942	10/31/2012	24.80
52562515	Overnight Shippng CA	CS	9300003198	10/31/2012	37.21
52562516	Overnight Shippng AG	CS	9300003120	10/31/2012	7.51
52566000	Postage	SA	100001660	10/31/2012	48,543.49
52566000	Postage	SA	100001683	10/31/2012	48,543.49
52566000	Postage	SA	100001683	10/31/2012	(48,543.49)
52566000	Postage	CS	9300004246	10/31/2012	(48,543.49)
52566000	Postage	CS	9300004217	10/31/2012	(48,543.49)
52566000	Postage	CS	9300004244	10/31/2012	48,543.49
52566015	Postage CA	CS	9300004246	10/31/2012	48,543.49
52566016	Postage AG	CS	9300004217	10/31/2012	48,543.49
52566016	Postage AG	CS	9300004244	10/31/2012	(48,543.49)
52568000	Research & Develop	SA	100001498	10/31/2012	73.70
52568000	Research & Develop	SA	100001503	10/31/2012	1,700.50
52568000	Research & Develop	CF	9300003378	10/31/2012	(1,774.20)
52568000	Research & Develop	CF	9300003378	10/31/2012	1,774.20
52571000	Security Svc	SV	100001657	10/31/2012	3,808.00
52571000	Security Svc	CS	9300003120	10/31/2012	3,808.00
52571000	Security Svc	CS	9300004220	10/31/2012	(3,808.00)
52571016	Security Svc AG	CS	9300003120	10/31/2012	(3,808.00)
52571016	Security Svc AG	CS	9300004220	10/31/2012	3,808.00
52571100	Add'l Security Costs	CF	9300002918	10/31/2012	(1,842.25)
52571100	Add'l Security Costs	CF	9300002918	10/31/2012	1,842.25
52571500	Software Licenses	SA	100001492	10/31/2012	554.17
52571500	Software Licenses	SA	100001495	10/31/2012	240.11
52571500	Software Licenses	SA	100001496	10/31/2012	85.29
52571500	Software Licenses	SA	100001502	10/31/2012	286.35
52571500	Software Licenses	SA	100001504	10/31/2012	472.50
52571500	Software Licenses	SA	100001505	10/31/2012	472.50

## Kentucky American Water Company

Case No. 2012-00520

Response to PSC DR1, Item 31

Account	Description	Doc Type	Document Number	Posting Date	Amount
52571500	Software Licenses	SA	100001507	10/31/2012	1,953.48
52571500	Software Licenses	CF	9300003378	10/31/2012	(4,064.40)
52571500	Software Licenses	CF	9300003378	10/31/2012	4,064.40
52574000	Telephone	SV	100001520	10/31/2012	63.84
52574000	Telephone	SV	100001520	10/31/2012	2,114.87
52574000	Telephone	SV	100001520	10/31/2012	3,645.69
52574000	Telephone	SV	100001520	10/31/2012	27.25
52574000	Telephone	SV	100001520	10/31/2012	351.98
52574000	Telephone	SV	100001520	10/31/2012	40.83
52574000	Telephone	SV	100001520	10/31/2012	13.81
52574000	Telephone	SV	100001520	10/31/2012	48.24
52574000	Telephone	SV	100001520	10/31/2012	1,009.00
52574000	Telephone	SV	100001520	10/31/2012	56.41
52574000	Telephone	SV	100001525	10/31/2012	288.57
52574000	Telephone	SV	100001525	10/31/2012	284.63
52574000	Telephone	SV	100001525	10/31/2012	152.51
52574000	Telephone	SV	100001525	10/31/2012	16.35
52574000	Telephone	SV	100001525	10/31/2012	236.25
52574000	Telephone	SV	100001525	10/31/2012	472.50
52574000	Telephone	SV	100001668	10/31/2012	30,038.53
52574000	Telephone	CS	9300003083	10/31/2012	(66.02)
52574000	Telephone	CS	9300003385	10/31/2012	(2,114.87)
52574000	Telephone	CS	9300002944	10/31/2012	(3,130.41)
52574000	Telephone	CS	9300003144	10/31/2012	(2,349.37)
52574000	Telephone	CS	9300003199	10/31/2012	(4,139.40)
52574000	Telephone	CS	9300003430	10/31/2012	(4,218.89)
52574000	Telephone	CS	9300003174	10/31/2012	(54.59)
52574000	Telephone	CS	9300003377	10/31/2012	(56.41)
52574000	Telephone	CS	9300003100	10/31/2012	4.11
52574000	Telephone	CS	9300003180	10/31/2012	(26.37)
52574000	Telephone	CS	9300003398	10/31/2012	(27.25)
52574000	Telephone	CS	9300002928	10/31/2012	(293.41)
52574000	Telephone	CS	9300003133	10/31/2012	122.79
52574000	Telephone	CS	9300003421	10/31/2012	(604.58)
52574000	Telephone	CS	9300002871	10/31/2012	(122.50)
52574000	Telephone	CS	9300003070	10/31/2012	17.99
52574000	Telephone	CS	9300003173	10/31/2012	(98.00)
52574000	Telephone	CS	9300003375	10/31/2012	(40.83)
52574000	Telephone	CS	9300003147	10/31/2012	(35.51)
52574000	Telephone	CS	9300003200	10/31/2012	(53.57)
52574000	Telephone	CS	9300003432	10/31/2012	(13.81)
52574000	Telephone	CS	9300003087	10/31/2012	(1.59)
52574000	Telephone	CS	9300003388	10/31/2012	(48.24)
52574000	Telephone	CS	9300002879	10/31/2012	(586.82)
52574000	Telephone	CS	9300003078	10/31/2012	(2,156.52)
52574000	Telephone	CS	9300003380	10/31/2012	(1,634.01)
52574000	Telephone	CS	9300003118	10/31/2012	(169.64)
52574000	Telephone	CS	9300003410	10/31/2012	(63.84)
52574000	Telephone	UZ	2000000406	10/31/2012	(30,038.53)
52574013	Telephone WT	CS	9300003083	10/31/2012	66.02
52574013	Telephone WT	CS	9300003385	10/31/2012	2,114.87
52574015	Telephone CA	CS	9300002944	10/31/2012	3,130.41
52574015	Telephone CA	CS	9300003144	10/31/2012	2,349.37

## Kentucky American Water Company

Case No. 2012-00520

Response to PSC DR1, Item 31

Account	Description	Doc Type	Document Number	Posting Date	Amount
52574015	Telephone CA	CS	9300003199	10/31/2012	4,139.40
52574015	Telephone CA	CS	9300003430	10/31/2012	4,218.89
52574016	Telephone AG	CS	9300003174	10/31/2012	54.59
52574016	Telephone AG	CS	9300003377	10/31/2012	56.41
52574016	Telephone AG	CS	9300003100	10/31/2012	(4.11)
52574016	Telephone AG	CS	9300003180	10/31/2012	26.37
52574016	Telephone AG	CS	9300003398	10/31/2012	27.25
52574016	Telephone AG	CS	9300002928	10/31/2012	293.41
52574016	Telephone AG	CS	9300003133	10/31/2012	(122.79)
52574016	Telephone AG	CS	9300003421	10/31/2012	604.58
52574016	Telephone AG	CS	9300002871	10/31/2012	122.50
52574016	Telephone AG	CS	9300003070	10/31/2012	(17.99)
52574016	Telephone AG	CS	9300003173	10/31/2012	98.00
52574016	Telephone AG	CS	9300003375	10/31/2012	40.83
52574016	Telephone AG	CS	9300003147	10/31/2012	35.51
52574016	Telephone AG	CS	9300003200	10/31/2012	53.57
52574016	Telephone AG	CS	9300003432	10/31/2012	13.81
52574016	Telephone AG	CS	9300003087	10/31/2012	1.59
52574016	Telephone AG	CS	9300003388	10/31/2012	48.24
52574016	Telephone AG	CS	9300002879	10/31/2012	586.82
52574016	Telephone AG	CS	9300003078	10/31/2012	2,156.52
52574016	Telephone AG	CS	9300003380	10/31/2012	1,634.01
52574016	Telephone AG	CS	9300003118	10/31/2012	169.64
52574016	Telephone AG	CS	9300003410	10/31/2012	63.84
52574100	Cell Phone	SV	100001520	10/31/2012	52.44
52574100	Cell Phone	SV	100001520	10/31/2012	6.32
52574100	Cell Phone	SV	100001520	10/31/2012	359.77
52574100	Cell Phone	SV	100001520	10/31/2012	763.51
52574100	Cell Phone	SV	100001520	10/31/2012	224.48
52574100	Cell Phone	SV	100001520	10/31/2012	427.03
52574100	Cell Phone	SV	100001520	10/31/2012	47.60
52574100	Cell Phone	SV	100001520	10/31/2012	53.80
52574100	Cell Phone	SV	100001520	10/31/2012	55.00
52574100	Cell Phone	SV	100001520	10/31/2012	1,657.05
52574100	Cell Phone	SV	100001520	10/31/2012	2,181.31
52574100	Cell Phone	SV	100001520	10/31/2012	687.96
52574100	Cell Phone	SV	100001520	10/31/2012	63.18
52574100	Cell Phone	SV	100001520	10/31/2012	103.35
52574100	Cell Phone	SV	100001520	10/31/2012	226.05
52574100	Cell Phone	SV	100001525	10/31/2012	100.41
52574100	Cell Phone	SV	100001525	10/31/2012	815.23
52574100	Cell Phone	SV	100001525	10/31/2012	280.59
52574100	Cell Phone	SV	100001525	10/31/2012	1,279.35
52574100	Cell Phone	SV	100001525	10/31/2012	2,230.56
52574100	Cell Phone	SV	100001525	10/31/2012	68.76
52574100	Cell Phone	SV	100001525	10/31/2012	67.25
52574100	Cell Phone	SV	100001525	10/31/2012	533.78
52574100	Cell Phone	SV	100001525	10/31/2012	59.50
52574100	Cell Phone	SV	100001525	10/31/2012	65.55
52574100	Cell Phone	SV	100001525	10/31/2012	71.07
52574100	Cell Phone	SV	100001525	10/31/2012	129.19
52574100	Cell Phone	SV	100001525	10/31/2012	282.56
52574100	Cell Phone	CS	9300003134	10/31/2012	47.95

## Kentucky American Water Company

Case No. 2012-00520

Response to PSC DR1, Item 31

Account	Description	Doc Type	Document Number	Posting Date	Amount
52574100	Cell Phone	CS	9300003422	10/31/2012	(117.99)
52574100	Cell Phone	CS	9300003093	10/31/2012	4.59
52574100	Cell Phone	CS	9300003179	10/31/2012	(47.41)
52574100	Cell Phone	CS	9300003393	10/31/2012	(6.32)
52574100	Cell Phone	CS	9300003151	10/31/2012	219.70
52574100	Cell Phone	CS	9300003204	10/31/2012	(1,117.47)
52574100	Cell Phone	CS	9300003435	10/31/2012	(359.77)
52574100	Cell Phone	CS	9300002913	10/31/2012	(659.59)
52574100	Cell Phone	CS	9300003114	10/31/2012	1,241.05
52574100	Cell Phone	CS	9300003187	10/31/2012	(738.88)
52574100	Cell Phone	CS	9300003408	10/31/2012	(763.51)
52574100	Cell Phone	CS	9300003142	10/31/2012	(29.90)
52574100	Cell Phone	CS	9300003071	10/31/2012	206.89
52574100	Cell Phone	CS	9300003377	10/31/2012	(505.07)
52574100	Cell Phone	CS	9300002963	10/31/2012	(214.21)
52574100	Cell Phone	CS	9300003100	10/31/2012	353.55
52574100	Cell Phone	CS	9300003398	10/31/2012	(960.81)
52574100	Cell Phone	CS	9300003155	10/31/2012	56.96
52574100	Cell Phone	CS	9300003438	10/31/2012	(107.10)
52574100	Cell Phone	CS	9300003120	10/31/2012	56.49
52574100	Cell Phone	CS	9300003412	10/31/2012	(121.05)
52574100	Cell Phone	CS	9300003080	10/31/2012	50.40
52574100	Cell Phone	CS	9300003382	10/31/2012	(123.76)
52574100	Cell Phone	CS	9300003133	10/31/2012	774.77
52574100	Cell Phone	CS	9300003194	10/31/2012	(169.83)
52574100	Cell Phone	CS	9300003421	10/31/2012	(2,936.40)
52574100	Cell Phone	CS	9300002947	10/31/2012	(85.46)
52574100	Cell Phone	CS	9300003147	10/31/2012	2,003.50
52574100	Cell Phone	CS	9300003200	10/31/2012	(1,038.80)
52574100	Cell Phone	CS	9300003432	10/31/2012	(4,512.28)
52574100	Cell Phone	CS	9300003164	10/31/2012	386.51
52574100	Cell Phone	CS	9300003208	10/31/2012	(44.71)
52574100	Cell Phone	CS	9300003443	10/31/2012	(1,503.19)
52574100	Cell Phone	CS	9300003119	10/31/2012	56.59
52574100	Cell Phone	CS	9300003189	10/31/2012	(47.41)
52574100	Cell Phone	CS	9300003411	10/31/2012	(134.25)
52574100	Cell Phone	CS	9300003078	10/31/2012	90.56
52574100	Cell Phone	CS	9300003380	10/31/2012	(232.54)
52574100	Cell Phone	CS	9300003132	10/31/2012	207.90
52574100	Cell Phone	CS	9300003420	10/31/2012	(508.61)
52574113	Cell Phone WT	CS	9300003134	10/31/2012	(47.95)
52574113	Cell Phone WT	CS	9300003422	10/31/2012	117.99
52574114	Cell Phone TD	CS	9300003093	10/31/2012	(4.59)
52574114	Cell Phone TD	CS	9300003179	10/31/2012	47.41
52574114	Cell Phone TD	CS	9300003393	10/31/2012	6.32
52574114	Cell Phone TD	CS	9300003151	10/31/2012	(219.70)
52574114	Cell Phone TD	CS	9300003204	10/31/2012	1,117.47
52574114	Cell Phone TD	CS	9300003435	10/31/2012	359.77
52574115	Cell Phone CA	CS	9300002913	10/31/2012	659.59
52574115	Cell Phone CA	CS	9300003114	10/31/2012	(1,241.05)
52574115	Cell Phone CA	CS	9300003187	10/31/2012	738.88
52574115	Cell Phone CA	CS	9300003408	10/31/2012	763.51
52574115	Cell Phone CA	CS	9300003142	10/31/2012	29.90

## Kentucky American Water Company

Case No. 2012-00520

Response to PSC DR1, Item 31

Account	Description	Doc Type	Document Number	Posting Date	Amount
52574116	Cell Phone AG	CS	9300003071	10/31/2012	(206.89)
52574116	Cell Phone AG	CS	9300003377	10/31/2012	505.07
52574116	Cell Phone AG	CS	9300002963	10/31/2012	214.21
52574116	Cell Phone AG	CS	9300003100	10/31/2012	(353.55)
52574116	Cell Phone AG	CS	9300003398	10/31/2012	960.81
52574116	Cell Phone AG	CS	9300003155	10/31/2012	(56.96)
52574116	Cell Phone AG	CS	9300003438	10/31/2012	107.10
52574116	Cell Phone AG	CS	9300003120	10/31/2012	(56.49)
52574116	Cell Phone AG	CS	9300003412	10/31/2012	121.05
52574116	Cell Phone AG	CS	9300003080	10/31/2012	(50.40)
52574116	Cell Phone AG	CS	9300003382	10/31/2012	123.76
52574116	Cell Phone AG	CS	9300003133	10/31/2012	(774.77)
52574116	Cell Phone AG	CS	9300003194	10/31/2012	169.83
52574116	Cell Phone AG	CS	9300003421	10/31/2012	2,936.40
52574116	Cell Phone AG	CS	9300002947	10/31/2012	85.46
52574116	Cell Phone AG	CS	9300003147	10/31/2012	(2,003.50)
52574116	Cell Phone AG	CS	9300003200	10/31/2012	1,038.80
52574116	Cell Phone AG	CS	9300003432	10/31/2012	4,512.28
52574116	Cell Phone AG	CS	9300003164	10/31/2012	(386.51)
52574116	Cell Phone AG	CS	9300003208	10/31/2012	44.71
52574116	Cell Phone AG	CS	9300003443	10/31/2012	1,503.19
52574116	Cell Phone AG	CS	9300003119	10/31/2012	(56.59)
52574116	Cell Phone AG	CS	9300003189	10/31/2012	47.41
52574116	Cell Phone AG	CS	9300003411	10/31/2012	134.25
52574116	Cell Phone AG	CS	9300003078	10/31/2012	(90.56)
52574116	Cell Phone AG	CS	9300003380	10/31/2012	232.54
52574116	Cell Phone AG	CS	9300003132	10/31/2012	(207.90)
52574116	Cell Phone AG	CS	9300003420	10/31/2012	508.61
52578000	Trash Removal	CS	9300002931	10/31/2012	(153.21)
52578000	Trash Removal	CS	9300002951	10/31/2012	(304.26)
52578000	Trash Removal	CS	9300002983	10/31/2012	(1,553.46)
52578000	Trash Removal	CS	9300003100	10/31/2012	(140.50)
52578000	Trash Removal	CS	9300003189	10/31/2012	(102.19)
52578000	Trash Removal	CS	9300003188	10/31/2012	(67.86)
52578013	Trash Removal WT	CS	9300002931	10/31/2012	153.21
52578014	Trash Removal TD	CS	9300002951	10/31/2012	304.26
52578014	Trash Removal TD	CS	9300002983	10/31/2012	1,553.46
52578016	Trash Removal AG	CS	9300003100	10/31/2012	140.50
52578016	Trash Removal AG	CS	9300003189	10/31/2012	102.19
52578016	Trash Removal AG	CS	9300003188	10/31/2012	67.86
52583000	Water & WW	CS	9300002976	10/31/2012	(42.22)
52583000	Water & WW	CS	9300003120	10/31/2012	(1,759.96)
52583000	Water & WW	CS	9300003190	10/31/2012	(675.83)
52583000	Water & WW	CS	9300003260	10/31/2012	(1,118.55)
52583000	Water & WW	CS	9300003147	10/31/2012	(80.91)
52583016	Water & WW AG	CS	9300002976	10/31/2012	42.22
52583016	Water & WW AG	CS	9300003120	10/31/2012	1,759.96
52583016	Water & WW AG	CS	9300003190	10/31/2012	675.83
52583016	Water & WW AG	CS	9300003260	10/31/2012	1,118.55
52583016	Water & WW AG	CS	9300003147	10/31/2012	80.91
52801100	Indirect OH Clearing	SA	100001535	10/31/2012	713.39
52801100	Indirect OH Clearing	SA	100001535	10/31/2012	488.42
52801100	Indirect OH Clearing	SA	100001535	10/31/2012	600.89



## Kentucky American Water Company

Case No. 2012-00520

Response to PSC DR1, Item 31

Account	Description	Doc Type	Document Number	Posting Date	Amount
52801100	Indirect OH Clearing	SA	100001535	10/31/2012	713.39
52801100	Indirect OH Clearing	SA	100001535	10/31/2012	600.89
52801100	Indirect OH Clearing	SA	100001535	10/31/2012	382.15
52801100	Indirect OH Clearing	SA	100001535	10/31/2012	19.43
52801100	Indirect OH Clearing	SA	100001535	10/31/2012	85.91
52801100	Indirect OH Clearing	SA	100001535	10/31/2012	759.87
52801100	Indirect OH Clearing	SA	100001535	10/31/2012	1,418.99
52801100	Indirect OH Clearing	SA	100001535	10/31/2012	276.17
52801100	Indirect OH Clearing	SA	100001535	10/31/2012	1,889.68
52801100	Indirect OH Clearing	SA	100001535	10/31/2012	3.50
52801100	Indirect OH Clearing	SA	100001535	10/31/2012	17.53
52801100	Indirect OH Clearing	SA	100001535	10/31/2012	13.42
52801100	Indirect OH Clearing	SA	100001535	10/31/2012	594.15
52801100	Indirect OH Clearing	SA	100001535	10/31/2012	2,097.00
52801100	Indirect OH Clearing	SA	100001535	10/31/2012	3,475.17
52801100	Indirect OH Clearing	SA	100001535	10/31/2012	3,495.00
52801100	Indirect OH Clearing	SA	100001535	10/31/2012	664.05
52801100	Indirect OH Clearing	SA	100001535	10/31/2012	662.88
52801100	Indirect OH Clearing	SA	100001535	10/31/2012	664.05
52801100	Indirect OH Clearing	SA	100001535	10/31/2012	509.73
52801100	Indirect OH Clearing	SA	100001535	10/31/2012	3,904.61
52801100	Indirect OH Clearing	SA	100001535	10/31/2012	27.08
52801100	Indirect OH Clearing	SA	100001535	10/31/2012	664.05
52801100	Indirect OH Clearing	SA	100001535	10/31/2012	8,514.26
52801100	Indirect OH Clearing	SA	100001535	10/31/2012	23,669.53
52801100	Indirect OH Clearing	SA	100001535	10/31/2012	3,145.50
52801100	Indirect OH Clearing	SA	100001535	10/31/2012	3,233.53
52801100	Indirect OH Clearing	SA	100001535	10/31/2012	117.73
52801100	Indirect OH Clearing	SA	100001535	10/31/2012	711.15
52801100	Indirect OH Clearing	SL	100001521	10/31/2012	30.60
52801100	Indirect OH Clearing	SL	100001521	10/31/2012	3,502.76
52801100	Indirect OH Clearing	UZ	2000000353	10/31/2012	(3,502.76)
52801100	Indirect OH Clearing	UZ	2000000354	10/31/2012	(30.60)
52801100	Indirect OH Clearing	SL	100001521	10/31/2012	533.62
52801100	Indirect OH Clearing	UZ	2000000354	10/31/2012	(533.62)
52801100	Indirect OH Clearing	SL	100001521	10/31/2012	34.95
52801100	Indirect OH Clearing	UZ	2000000354	10/31/2012	(34.95)
52801100	Indirect OH Clearing	SL	100001521	10/31/2012	283.13
52801100	Indirect OH Clearing	UZ	2000000353	10/31/2012	(283.13)
52801100	Indirect OH Clearing	SL	100001521	10/31/2012	(3,788.58)
52801100	Indirect OH Clearing	SL	100001521	10/31/2012	(180.67)
52801100	Indirect OH Clearing	UZ	2000000353	10/31/2012	180.67
52801100	Indirect OH Clearing	UZ	2000000353	10/31/2012	3,788.58
52801100	Indirect OH Clearing	UZ	2000000361	10/31/2012	(3,904.61)
52801100	Indirect OH Clearing	SL	100001521	10/31/2012	18.24
52801100	Indirect OH Clearing	UZ	2000000353	10/31/2012	(18.24)
52801100	Indirect OH Clearing	SL	100001521	10/31/2012	207.78
52801100	Indirect OH Clearing	UZ	2000000353	10/31/2012	(207.78)
52801100	Indirect OH Clearing	SL	100001521	10/31/2012	476.85
52801100	Indirect OH Clearing	UZ	2000000354	10/31/2012	(476.85)
52801100	Indirect OH Clearing	SL	100001521	10/31/2012	(176.28)
52801100	Indirect OH Clearing	UZ	2000000353	10/31/2012	176.28
52801100	Indirect OH Clearing	SL	100001521	10/31/2012	(62.86)

## Kentucky American Water Company

Case No. 2012-00520

Response to PSC DR1, Item 31

Account	Description	Doc Type	Document Number	Posting Date	Amount
52801100	Indirect OH Clearing	UZ	2000000354	10/31/2012	62.86
52801100	Indirect OH Clearing	SL	100001521	10/31/2012	27.08
52801100	Indirect OH Clearing	SL	100001521	10/31/2012	(42.48)
52801100	Indirect OH Clearing	UZ	2000000353	10/31/2012	42.48
52801100	Indirect OH Clearing	UZ	2000000354	10/31/2012	(27.08)
52801100	Indirect OH Clearing	UZ	2000000361	10/31/2012	(27.08)
52801100	Indirect OH Clearing	SL	100001521	10/31/2012	276.80
52801100	Indirect OH Clearing	SL	100001521	10/31/2012	(24.02)
52801100	Indirect OH Clearing	UZ	2000000353	10/31/2012	24.02
52801100	Indirect OH Clearing	UZ	2000000353	10/31/2012	(276.80)
52801100	Indirect OH Clearing	SL	100001521	10/31/2012	113.47
52801100	Indirect OH Clearing	SL	100001521	10/31/2012	712.98
52801100	Indirect OH Clearing	UZ	2000000353	10/31/2012	(712.98)
52801100	Indirect OH Clearing	UZ	2000000354	10/31/2012	(113.47)
52801100	Indirect OH Clearing	SL	100001521	10/31/2012	50.67
52801100	Indirect OH Clearing	SL	100001521	10/31/2012	966.97
52801100	Indirect OH Clearing	UZ	2000000353	10/31/2012	(966.97)
52801100	Indirect OH Clearing	UZ	2000000353	10/31/2012	(50.67)
52801100	Indirect OH Clearing	SL	100001521	10/31/2012	3,526.97
52801100	Indirect OH Clearing	SL	100001521	10/31/2012	4,218.74
52801100	Indirect OH Clearing	UZ	2000000353	10/31/2012	(4,218.74)
52801100	Indirect OH Clearing	UZ	2000000354	10/31/2012	(3,526.97)
52801100	Indirect OH Clearing	SL	100001521	10/31/2012	770.56
52801100	Indirect OH Clearing	SL	100001521	10/31/2012	1,111.87
52801100	Indirect OH Clearing	UZ	2000000353	10/31/2012	(1,111.87)
52801100	Indirect OH Clearing	UZ	2000000353	10/31/2012	(770.56)
52801100	Indirect OH Clearing	SL	100001521	10/31/2012	(664.05)
52801100	Indirect OH Clearing	UZ	2000000353	10/31/2012	664.05
52801100	Indirect OH Clearing	UZ	2000000361	10/31/2012	(664.05)
52801100	Indirect OH Clearing	UZ	2000000353	10/31/2012	(4,841.20)
52801100	Indirect OH Clearing	UZ	2000000353	10/31/2012	21.64
52801100	Indirect OH Clearing	SL	100001521	10/31/2012	4,841.20
52801100	Indirect OH Clearing	SL	100001521	10/31/2012	(21.64)
52801100	Indirect OH Clearing	UZ	2000000353	10/31/2012	8,535.11
52801100	Indirect OH Clearing	UZ	2000000353	10/31/2012	(1,037.67)
52801100	Indirect OH Clearing	UZ	2000000361	10/31/2012	(8,514.26)
52801100	Indirect OH Clearing	SL	100001521	10/31/2012	(8,535.11)
52801100	Indirect OH Clearing	SL	100001521	10/31/2012	1,037.67
52801100	Indirect OH Clearing	UZ	2000000353	10/31/2012	23,669.53
52801100	Indirect OH Clearing	UZ	2000000353	10/31/2012	(24,465.00)
52801100	Indirect OH Clearing	UZ	2000000361	10/31/2012	(23,669.53)
52801100	Indirect OH Clearing	SL	100001521	10/31/2012	(23,669.53)
52801100	Indirect OH Clearing	SL	100001521	10/31/2012	24,465.00
52801100	Indirect OH Clearing	UZ	2000000353	10/31/2012	3,145.50
52801100	Indirect OH Clearing	UZ	2000000354	10/31/2012	(58.38)
52801100	Indirect OH Clearing	UZ	2000000361	10/31/2012	(3,145.50)
52801100	Indirect OH Clearing	SL	100001521	10/31/2012	58.38
52801100	Indirect OH Clearing	SL	100001521	10/31/2012	(3,145.50)
52801100	Indirect OH Clearing	UZ	2000000353	10/31/2012	(2,733.07)
52801100	Indirect OH Clearing	UZ	2000000353	10/31/2012	3,233.53
52801100	Indirect OH Clearing	UZ	2000000361	10/31/2012	(3,233.53)
52801100	Indirect OH Clearing	SL	100001521	10/31/2012	2,733.07
52801100	Indirect OH Clearing	SL	100001521	10/31/2012	(3,233.53)

## Kentucky American Water Company

Case No. 2012-00520

Response to PSC DR1, Item 31

Account	Description	Doc Type	Document Number	Posting Date	Amount
52801100	Indirect OH Clearing	UZ	200000353	10/31/2012	(487.91)
52801100	Indirect OH Clearing	SL	100001521	10/31/2012	487.91
52801100	Indirect OH Clearing	UZ	200000354	10/31/2012	(13,534.87)
52801100	Indirect OH Clearing	SL	100001521	10/31/2012	13,534.87
52801100	Indirect OH Clearing	SL	100001521	10/31/2012	98.91
52801100	Indirect OH Clearing	SL	100001521	10/31/2012	116.55
52801100	Indirect OH Clearing	UZ	200000353	10/31/2012	(98.91)
52801100	Indirect OH Clearing	UZ	200000354	10/31/2012	(116.55)
52801100	Indirect OH Clearing	UZ	200000361	10/31/2012	(117.73)
52801100	Indirect OH Clearing	SL	100001521	10/31/2012	(704.04)
52801100	Indirect OH Clearing	UZ	200000354	10/31/2012	704.04
52801100	Indirect OH Clearing	UZ	200000361	10/31/2012	(711.15)
52801100	Indirect OH Clearing	SL	100001521	10/31/2012	(35.67)
52801100	Indirect OH Clearing	UZ	200000353	10/31/2012	35.67
52801100	Indirect OH Clearing	UZ	200000361	10/31/2012	(713.39)
52801100	Indirect OH Clearing	SL	100001521	10/31/2012	(553.48)
52801100	Indirect OH Clearing	UZ	200000354	10/31/2012	553.48
52801100	Indirect OH Clearing	UZ	200000361	10/31/2012	(488.42)
52801100	Indirect OH Clearing	SL	100001521	10/31/2012	(440.40)
52801100	Indirect OH Clearing	UZ	200000354	10/31/2012	440.40
52801100	Indirect OH Clearing	UZ	200000361	10/31/2012	(600.89)
52801100	Indirect OH Clearing	SL	100001521	10/31/2012	(706.25)
52801100	Indirect OH Clearing	UZ	200000353	10/31/2012	706.25
52801100	Indirect OH Clearing	UZ	200000361	10/31/2012	(713.39)
52801100	Indirect OH Clearing	SL	100001521	10/31/2012	(223.47)
52801100	Indirect OH Clearing	UZ	200000353	10/31/2012	223.47
52801100	Indirect OH Clearing	UZ	200000361	10/31/2012	(600.89)
52801100	Indirect OH Clearing	SL	100001521	10/31/2012	135.27
52801100	Indirect OH Clearing	SL	100001521	10/31/2012	2,192.08
52801100	Indirect OH Clearing	UZ	200000353	10/31/2012	(135.27)
52801100	Indirect OH Clearing	UZ	200000354	10/31/2012	(2,192.08)
52801100	Indirect OH Clearing	SL	100001521	10/31/2012	243.60
52801100	Indirect OH Clearing	SL	100001521	10/31/2012	614.09
52801100	Indirect OH Clearing	UZ	200000353	10/31/2012	(614.09)
52801100	Indirect OH Clearing	UZ	200000354	10/31/2012	(243.60)
52801100	Indirect OH Clearing	SL	100001521	10/31/2012	(15.01)
52801100	Indirect OH Clearing	UZ	200000354	10/31/2012	15.01
52801100	Indirect OH Clearing	SL	100001521	10/31/2012	68.69
52801100	Indirect OH Clearing	UZ	200000353	10/31/2012	(68.69)
52801100	Indirect OH Clearing	SL	100001521	10/31/2012	(153.81)
52801100	Indirect OH Clearing	SL	100001521	10/31/2012	452.05
52801100	Indirect OH Clearing	UZ	200000353	10/31/2012	(452.05)
52801100	Indirect OH Clearing	UZ	200000353	10/31/2012	153.81
52801100	Indirect OH Clearing	UZ	200000361	10/31/2012	(382.15)
52801100	Indirect OH Clearing	SL	100001521	10/31/2012	89.33
52801100	Indirect OH Clearing	SL	100001521	10/31/2012	85.07
52801100	Indirect OH Clearing	UZ	200000353	10/31/2012	(85.07)
52801100	Indirect OH Clearing	UZ	200000353	10/31/2012	(89.33)
52801100	Indirect OH Clearing	UZ	200000361	10/31/2012	(19.43)
52801100	Indirect OH Clearing	SL	100001521	10/31/2012	0.32
52801100	Indirect OH Clearing	UZ	200000353	10/31/2012	(0.32)
52801100	Indirect OH Clearing	SL	100001521	10/31/2012	404.26
52801100	Indirect OH Clearing	UZ	200000353	10/31/2012	(404.26)

## Kentucky American Water Company

Case No. 2012-00520

Response to PSC DR1, Item 31

Account	Description	Doc Type	Document Number	Posting Date	Amount
52801100	Indirect OH Clearing	SL	100001521	10/31/2012	(197.04)
52801100	Indirect OH Clearing	UZ	2000000353	10/31/2012	197.04
52801100	Indirect OH Clearing	SL	100001521	10/31/2012	85.91
52801100	Indirect OH Clearing	SL	100001521	10/31/2012	7.30
52801100	Indirect OH Clearing	UZ	2000000353	10/31/2012	(85.91)
52801100	Indirect OH Clearing	UZ	2000000354	10/31/2012	(7.30)
52801100	Indirect OH Clearing	UZ	2000000361	10/31/2012	(85.91)
52801100	Indirect OH Clearing	SL	100001521	10/31/2012	147.72
52801100	Indirect OH Clearing	UZ	2000000353	10/31/2012	(147.72)
52801100	Indirect OH Clearing	SL	100001521	10/31/2012	572.54
52801100	Indirect OH Clearing	SL	100001521	10/31/2012	(111.29)
52801100	Indirect OH Clearing	UZ	2000000353	10/31/2012	111.29
52801100	Indirect OH Clearing	UZ	2000000353	10/31/2012	(572.54)
52801100	Indirect OH Clearing	UZ	2000000361	10/31/2012	(759.87)
52801100	Indirect OH Clearing	SL	100001521	10/31/2012	(37.39)
52801100	Indirect OH Clearing	SL	100001521	10/31/2012	48.23
52801100	Indirect OH Clearing	UZ	2000000353	10/31/2012	37.39
52801100	Indirect OH Clearing	UZ	2000000353	10/31/2012	(48.23)
52801100	Indirect OH Clearing	SL	100001521	10/31/2012	27.06
52801100	Indirect OH Clearing	UZ	2000000353	10/31/2012	(27.06)
52801100	Indirect OH Clearing	SL	100001521	10/31/2012	48.23
52801100	Indirect OH Clearing	UZ	2000000353	10/31/2012	(48.23)
52801100	Indirect OH Clearing	SL	100001521	10/31/2012	1,488.89
52801100	Indirect OH Clearing	SL	100001521	10/31/2012	(1,413.48)
52801100	Indirect OH Clearing	UZ	2000000353	10/31/2012	(1,488.89)
52801100	Indirect OH Clearing	UZ	2000000353	10/31/2012	1,413.48
52801100	Indirect OH Clearing	UZ	2000000361	10/31/2012	(1,418.99)
52801100	Indirect OH Clearing	SL	100001521	10/31/2012	208.82
52801100	Indirect OH Clearing	SL	100001521	10/31/2012	237.66
52801100	Indirect OH Clearing	UZ	2000000353	10/31/2012	(208.82)
52801100	Indirect OH Clearing	UZ	2000000354	10/31/2012	(237.66)
52801100	Indirect OH Clearing	SL	100001521	10/31/2012	139.92
52801100	Indirect OH Clearing	UZ	2000000354	10/31/2012	(139.92)
52801100	Indirect OH Clearing	SL	100001521	10/31/2012	48.40
52801100	Indirect OH Clearing	UZ	2000000353	10/31/2012	(48.40)
52801100	Indirect OH Clearing	SL	100001521	10/31/2012	89.12
52801100	Indirect OH Clearing	SL	100001521	10/31/2012	150.22
52801100	Indirect OH Clearing	UZ	2000000353	10/31/2012	(150.22)
52801100	Indirect OH Clearing	UZ	2000000353	10/31/2012	(89.12)
52801100	Indirect OH Clearing	SL	100001521	10/31/2012	(301.34)
52801100	Indirect OH Clearing	SL	100001521	10/31/2012	14.58
52801100	Indirect OH Clearing	UZ	2000000353	10/31/2012	301.34
52801100	Indirect OH Clearing	UZ	2000000354	10/31/2012	(14.58)
52801100	Indirect OH Clearing	SL	100001521	10/31/2012	46.52
52801100	Indirect OH Clearing	UZ	2000000353	10/31/2012	(46.52)
52801100	Indirect OH Clearing	SL	100001521	10/31/2012	8.56
52801100	Indirect OH Clearing	UZ	2000000354	10/31/2012	(8.56)
52801100	Indirect OH Clearing	SL	100001521	10/31/2012	10.60
52801100	Indirect OH Clearing	UZ	2000000353	10/31/2012	(10.60)
52801100	Indirect OH Clearing	SL	100001521	10/31/2012	238.79
52801100	Indirect OH Clearing	SL	100001521	10/31/2012	815.86
52801100	Indirect OH Clearing	UZ	2000000353	10/31/2012	(238.79)
52801100	Indirect OH Clearing	UZ	2000000353	10/31/2012	(815.86)

## Kentucky American Water Company

Case No. 2012-00520

Response to PSC DR1, Item 31

Account	Description	Doc Type	Document Number	Posting Date	Amount
52801100	Indirect OH Clearing	UZ	2000000361	10/31/2012	(276.17)
52801100	Indirect OH Clearing	SL	100001521	10/31/2012	49.20
52801100	Indirect OH Clearing	UZ	2000000353	10/31/2012	(49.20)
52801100	Indirect OH Clearing	SL	100001521	10/31/2012	8.94
52801100	Indirect OH Clearing	UZ	2000000353	10/31/2012	(8.94)
52801100	Indirect OH Clearing	SL	100001521	10/31/2012	222.24
52801100	Indirect OH Clearing	UZ	2000000353	10/31/2012	(222.24)
52801100	Indirect OH Clearing	SL	100001521	10/31/2012	14.68
52801100	Indirect OH Clearing	SL	100001521	10/31/2012	243.48
52801100	Indirect OH Clearing	UZ	2000000353	10/31/2012	(243.48)
52801100	Indirect OH Clearing	UZ	2000000354	10/31/2012	(14.68)
52801100	Indirect OH Clearing	SL	100001521	10/31/2012	39.03
52801100	Indirect OH Clearing	UZ	2000000354	10/31/2012	(39.03)
52801100	Indirect OH Clearing	SL	100001521	10/31/2012	(1,889.68)
52801100	Indirect OH Clearing	SL	100001521	10/31/2012	2,000.54
52801100	Indirect OH Clearing	UZ	2000000353	10/31/2012	1,889.68
52801100	Indirect OH Clearing	UZ	2000000354	10/31/2012	(2,000.54)
52801100	Indirect OH Clearing	UZ	2000000361	10/31/2012	(1,889.68)
52801100	Indirect OH Clearing	SL	100001521	10/31/2012	(563.89)
52801100	Indirect OH Clearing	SL	100001521	10/31/2012	41.24
52801100	Indirect OH Clearing	UZ	2000000353	10/31/2012	(41.24)
52801100	Indirect OH Clearing	UZ	2000000353	10/31/2012	563.89
52801100	Indirect OH Clearing	SL	100001521	10/31/2012	70.25
52801100	Indirect OH Clearing	SL	100001521	10/31/2012	369.86
52801100	Indirect OH Clearing	UZ	2000000354	10/31/2012	(369.86)
52801100	Indirect OH Clearing	UZ	2000000354	10/31/2012	(70.25)
52801100	Indirect OH Clearing	SL	100001521	10/31/2012	0.73
52801100	Indirect OH Clearing	SL	100001521	10/31/2012	3.04
52801100	Indirect OH Clearing	UZ	2000000353	10/31/2012	(3.04)
52801100	Indirect OH Clearing	UZ	2000000354	10/31/2012	(0.73)
52801100	Indirect OH Clearing	UZ	2000000361	10/31/2012	(3.50)
52801100	Indirect OH Clearing	SL	100001521	10/31/2012	1,235.35
52801100	Indirect OH Clearing	SL	100001521	10/31/2012	275.23
52801100	Indirect OH Clearing	UZ	2000000353	10/31/2012	(1,235.35)
52801100	Indirect OH Clearing	UZ	2000000354	10/31/2012	(275.23)
52801100	Indirect OH Clearing	UZ	2000000361	10/31/2012	(17.53)
52801100	Indirect OH Clearing	SL	100001521	10/31/2012	(11.68)
52801100	Indirect OH Clearing	SL	100001521	10/31/2012	11.68
52801100	Indirect OH Clearing	UZ	2000000353	10/31/2012	11.68
52801100	Indirect OH Clearing	UZ	2000000353	10/31/2012	(11.68)
52801100	Indirect OH Clearing	UZ	2000000361	10/31/2012	(13.42)
52801100	Indirect OH Clearing	SL	100001521	10/31/2012	60.81
52801100	Indirect OH Clearing	UZ	2000000353	10/31/2012	(60.81)
52801100	Indirect OH Clearing	SL	100001521	10/31/2012	17.79
52801100	Indirect OH Clearing	UZ	2000000354	10/31/2012	(17.79)
52801100	Indirect OH Clearing	SL	100001521	10/31/2012	4.53
52801100	Indirect OH Clearing	UZ	2000000353	10/31/2012	(4.53)
52801100	Indirect OH Clearing	SL	100001521	10/31/2012	12,042.74
52801100	Indirect OH Clearing	SL	100001521	10/31/2012	2,889.12
52801100	Indirect OH Clearing	UZ	2000000353	10/31/2012	(2,889.12)
52801100	Indirect OH Clearing	UZ	2000000354	10/31/2012	(12,042.74)
52801100	Indirect OH Clearing	SL	100001521	10/31/2012	55.23
52801100	Indirect OH Clearing	UZ	2000000353	10/31/2012	(55.23)

## Kentucky American Water Company

Case No. 2012-00520

Response to PSC DR1, Item 31

Account	Description	Doc Type	Document Number	Posting Date	Amount
52801100	Indirect OH Clearing	SL	100001521	10/31/2012	(12.70)
52801100	Indirect OH Clearing	UZ	2000000353	10/31/2012	12.70
52801100	Indirect OH Clearing	SL	100001521	10/31/2012	91.77
52801100	Indirect OH Clearing	UZ	2000000354	10/31/2012	(91.77)
52801100	Indirect OH Clearing	SL	100001521	10/31/2012	22.74
52801100	Indirect OH Clearing	UZ	2000000353	10/31/2012	(22.74)
52801100	Indirect OH Clearing	SL	100001521	10/31/2012	192.50
52801100	Indirect OH Clearing	UZ	2000000354	10/31/2012	(192.50)
52801100	Indirect OH Clearing	SL	100001521	10/31/2012	(1,904.81)
52801100	Indirect OH Clearing	UZ	2000000354	10/31/2012	1,904.81
52801100	Indirect OH Clearing	SL	100001521	10/31/2012	284.00
52801100	Indirect OH Clearing	UZ	2000000354	10/31/2012	(284.00)
52801100	Indirect OH Clearing	SL	100001521	10/31/2012	11,064.82
52801100	Indirect OH Clearing	SL	100001521	10/31/2012	723.28
52801100	Indirect OH Clearing	UZ	2000000353	10/31/2012	(723.28)
52801100	Indirect OH Clearing	UZ	2000000354	10/31/2012	(11,064.82)
52801100	Indirect OH Clearing	SL	100001521	10/31/2012	1,366.75
52801100	Indirect OH Clearing	UZ	2000000353	10/31/2012	(1,366.75)
52801100	Indirect OH Clearing	SL	100001521	10/31/2012	203.80
52801100	Indirect OH Clearing	UZ	2000000353	10/31/2012	(203.80)
52801100	Indirect OH Clearing	SL	100001521	10/31/2012	(12.59)
52801100	Indirect OH Clearing	SL	100001521	10/31/2012	40.17
52801100	Indirect OH Clearing	UZ	2000000353	10/31/2012	12.59
52801100	Indirect OH Clearing	UZ	2000000354	10/31/2012	(40.17)
52801100	Indirect OH Clearing	SL	100001521	10/31/2012	44.57
52801100	Indirect OH Clearing	UZ	2000000353	10/31/2012	(44.57)
52801100	Indirect OH Clearing	SL	100001521	10/31/2012	230.62
52801100	Indirect OH Clearing	UZ	2000000353	10/31/2012	(230.62)
52801100	Indirect OH Clearing	SL	100001521	10/31/2012	0.31
52801100	Indirect OH Clearing	UZ	2000000354	10/31/2012	(0.31)
52801100	Indirect OH Clearing	SL	100001521	10/31/2012	9.38
52801100	Indirect OH Clearing	UZ	2000000354	10/31/2012	(9.38)
52801100	Indirect OH Clearing	SL	100001521	10/31/2012	(534.74)
52801100	Indirect OH Clearing	SL	100001521	10/31/2012	534.74
52801100	Indirect OH Clearing	UZ	2000000353	10/31/2012	(534.74)
52801100	Indirect OH Clearing	UZ	2000000354	10/31/2012	534.74
52801100	Indirect OH Clearing	UZ	2000000361	10/31/2012	(594.15)
52801100	Indirect OH Clearing	SL	100001521	10/31/2012	2,651.96
52801100	Indirect OH Clearing	UZ	2000000353	10/31/2012	(2,651.96)
52801100	Indirect OH Clearing	SL	100001521	10/31/2012	(2,097.00)
52801100	Indirect OH Clearing	SL	100001521	10/31/2012	17.81
52801100	Indirect OH Clearing	UZ	2000000353	10/31/2012	2,097.00
52801100	Indirect OH Clearing	UZ	2000000354	10/31/2012	(17.81)
52801100	Indirect OH Clearing	UZ	2000000361	10/31/2012	(2,097.00)
52801100	Indirect OH Clearing	UZ	2000000361	10/31/2012	(3,475.17)
52801100	Indirect OH Clearing	SL	100001521	10/31/2012	419.40
52801100	Indirect OH Clearing	UZ	2000000354	10/31/2012	(419.40)
52801100	Indirect OH Clearing	SL	100001521	10/31/2012	521.54
52801100	Indirect OH Clearing	UZ	2000000354	10/31/2012	(521.54)
52801100	Indirect OH Clearing	SL	100001521	10/31/2012	1,342.35
52801100	Indirect OH Clearing	UZ	2000000353	10/31/2012	(1,342.35)
52801100	Indirect OH Clearing	SL	100001521	10/31/2012	(26.31)
52801100	Indirect OH Clearing	UZ	2000000354	10/31/2012	26.31

## Kentucky American Water Company

Case No. 2012-00520

Response to PSC DR1, Item 31

Account	Description	Doc Type	Document Number	Posting Date	Amount
52801100	Indirect OH Clearing	SL	100001521	10/31/2012	1,580.43
52801100	Indirect OH Clearing	UZ	2000000354	10/31/2012	(1,580.43)
52801100	Indirect OH Clearing	SL	100001521	10/31/2012	3,398.60
52801100	Indirect OH Clearing	UZ	2000000353	10/31/2012	(3,398.60)
52801100	Indirect OH Clearing	SL	100001521	10/31/2012	650.66
52801100	Indirect OH Clearing	UZ	2000000353	10/31/2012	(650.66)
52801100	Indirect OH Clearing	SL	100001521	10/31/2012	340.24
52801100	Indirect OH Clearing	UZ	2000000353	10/31/2012	(340.24)
52801100	Indirect OH Clearing	SL	100001521	10/31/2012	(3,417.91)
52801100	Indirect OH Clearing	UZ	2000000354	10/31/2012	3,417.91
52801100	Indirect OH Clearing	UZ	2000000361	10/31/2012	(3,495.00)
52801100	Indirect OH Clearing	SL	100001521	10/31/2012	(657.41)
52801100	Indirect OH Clearing	UZ	2000000353	10/31/2012	657.41
52801100	Indirect OH Clearing	UZ	2000000361	10/31/2012	(664.05)
52801100	Indirect OH Clearing	SL	100001521	10/31/2012	(294.72)
52801100	Indirect OH Clearing	UZ	2000000353	10/31/2012	294.72
52801100	Indirect OH Clearing	UZ	2000000361	10/31/2012	(662.88)
52801100	Indirect OH Clearing	SL	100001521	10/31/2012	(664.05)
52801100	Indirect OH Clearing	UZ	2000000353	10/31/2012	664.05
52801100	Indirect OH Clearing	UZ	2000000361	10/31/2012	(664.05)
52801100	Indirect OH Clearing	SL	100001521	10/31/2012	(117.74)
52801100	Indirect OH Clearing	UZ	2000000353	10/31/2012	117.74
52801100	Indirect OH Clearing	SL	100001521	10/31/2012	105.58
52801100	Indirect OH Clearing	UZ	2000000354	10/31/2012	(105.58)
52801100	Indirect OH Clearing	SL	100001521	10/31/2012	11.02
52801100	Indirect OH Clearing	UZ	2000000353	10/31/2012	(11.02)
52801100	Indirect OH Clearing	SL	100001521	10/31/2012	33.99
52801100	Indirect OH Clearing	UZ	2000000354	10/31/2012	(33.99)
52801100	Indirect OH Clearing	SL	100001521	10/31/2012	22.68
52801100	Indirect OH Clearing	UZ	2000000353	10/31/2012	(22.68)
52801100	Indirect OH Clearing	SL	100001521	10/31/2012	250.02
52801100	Indirect OH Clearing	UZ	2000000354	10/31/2012	(250.02)
52801100	Indirect OH Clearing	SL	100001521	10/31/2012	(509.73)
52801100	Indirect OH Clearing	UZ	2000000353	10/31/2012	509.73
52801100	Indirect OH Clearing	UZ	2000000361	10/31/2012	(509.73)
52801100	Indirect OH Clearing	SL	100001521	10/31/2012	142.00
52801100	Indirect OH Clearing	UZ	2000000353	10/31/2012	(142.00)
52801100	Indirect OH Clearing	SL	100001521	10/31/2012	371.13
52801100	Indirect OH Clearing	UZ	2000000353	10/31/2012	(371.13)
52801100	Indirect OH Clearing	SL	100001521	10/31/2012	487.53
52801100	Indirect OH Clearing	UZ	2000000353	10/31/2012	(487.53)
52801100	Indirect OH Clearing	SL	100001521	10/31/2012	32.05
52801100	Indirect OH Clearing	UZ	2000000354	10/31/2012	(32.05)
52801100	Indirect OH Clearing	SL	100001521	10/31/2012	859.75
52801100	Indirect OH Clearing	UZ	2000000353	10/31/2012	(859.75)
52801100	Indirect OH Clearing	SL	100001521	10/31/2012	497.91
52801100	Indirect OH Clearing	UZ	2000000353	10/31/2012	(497.91)
52801100	Indirect OH Clearing	SL	100001521	10/31/2012	239.26
52801100	Indirect OH Clearing	UZ	2000000353	10/31/2012	(239.26)
52801100	Indirect OH Clearing	SL	100001521	10/31/2012	959.41
52801100	Indirect OH Clearing	UZ	2000000354	10/31/2012	(959.41)
52805100	Indirect OH RWIP Clr	SL	100001521	10/31/2012	1.00
52805100	Indirect OH RWIP Clr	SL	100001521	10/31/2012	1.18

Kentucky American Water Company  
Case No. 2012-00520  
Response to PSC DR1, Item 31

Account	Description	Doc Type	Document Number	Posting Date	Amount
52805100	Indirect OH RWIP Clr	UZ	2000000353	10/31/2012	(1.18)
52805100	Indirect OH RWIP Clr	UZ	2000000353	10/31/2012	(1.00)
52805100	Indirect OH RWIP Clr	SL	100001521	10/31/2012	(7.11)
52805100	Indirect OH RWIP Clr	UZ	2000000354	10/31/2012	7.11
52805100	Indirect OH RWIP Clr	SL	100001521	10/31/2012	(677.72)
52805100	Indirect OH RWIP Clr	UZ	2000000354	10/31/2012	677.72
52805100	Indirect OH RWIP Clr	SL	100001521	10/31/2012	(5.59)
52805100	Indirect OH RWIP Clr	UZ	2000000353	10/31/2012	5.59
52805100	Indirect OH RWIP Clr	SL	100001521	10/31/2012	(4.45)
52805100	Indirect OH RWIP Clr	UZ	2000000354	10/31/2012	4.45
52805100	Indirect OH RWIP Clr	SL	100001521	10/31/2012	(7.13)
52805100	Indirect OH RWIP Clr	UZ	2000000354	10/31/2012	7.13
52805100	Indirect OH RWIP Clr	SL	100001521	10/31/2012	(2.26)
52805100	Indirect OH RWIP Clr	UZ	2000000353	10/31/2012	2.26
52805100	Indirect OH RWIP Clr	SL	100001521	10/31/2012	(50.00)
52805100	Indirect OH RWIP Clr	SL	100001521	10/31/2012	257.23
52805100	Indirect OH RWIP Clr	UZ	2000000354	10/31/2012	50.00
52805100	Indirect OH RWIP Clr	UZ	2000000354	10/31/2012	(257.23)
52805100	Indirect OH RWIP Clr	SL	100001521	10/31/2012	21.67
52805100	Indirect OH RWIP Clr	SL	100001521	10/31/2012	(16.80)
52805100	Indirect OH RWIP Clr	UZ	2000000353	10/31/2012	(21.67)
52805100	Indirect OH RWIP Clr	UZ	2000000354	10/31/2012	16.80
52805100	Indirect OH RWIP Clr	SL	100001521	10/31/2012	12.16
52805100	Indirect OH RWIP Clr	UZ	2000000354	10/31/2012	(12.16)
52805100	Indirect OH RWIP Clr	SL	100001521	10/31/2012	21.67
52805100	Indirect OH RWIP Clr	UZ	2000000353	10/31/2012	(21.67)
52805100	Indirect OH RWIP Clr	SL	100001521	10/31/2012	20.90
52805100	Indirect OH RWIP Clr	UZ	2000000353	10/31/2012	(20.90)
52805100	Indirect OH RWIP Clr	SL	100001521	10/31/2012	3.85
52805100	Indirect OH RWIP Clr	UZ	2000000353	10/31/2012	(3.85)
52805100	Indirect OH RWIP Clr	SL	100001521	10/31/2012	4.76
52805100	Indirect OH RWIP Clr	UZ	2000000353	10/31/2012	(4.76)
52805100	Indirect OH RWIP Clr	SL	100001521	10/31/2012	366.55
52805100	Indirect OH RWIP Clr	SL	100001521	10/31/2012	107.28
52805100	Indirect OH RWIP Clr	UZ	2000000353	10/31/2012	(107.28)
52805100	Indirect OH RWIP Clr	UZ	2000000353	10/31/2012	(366.55)
52805100	Indirect OH RWIP Clr	SL	100001521	10/31/2012	22.10
52805100	Indirect OH RWIP Clr	UZ	2000000353	10/31/2012	(22.10)
52805100	Indirect OH RWIP Clr	SL	100001521	10/31/2012	4.02
52805100	Indirect OH RWIP Clr	UZ	2000000353	10/31/2012	(4.02)
52805100	Indirect OH RWIP Clr	SL	100001521	10/31/2012	0.45
52805100	Indirect OH RWIP Clr	SL	100001521	10/31/2012	0.11
52805100	Indirect OH RWIP Clr	UZ	2000000353	10/31/2012	(0.45)
52805100	Indirect OH RWIP Clr	UZ	2000000354	10/31/2012	(0.11)
52805100	Indirect OH RWIP Clr	SL	100001521	10/31/2012	184.60
52805100	Indirect OH RWIP Clr	SL	100001521	10/31/2012	41.13
52805100	Indirect OH RWIP Clr	UZ	2000000353	10/31/2012	(41.13)
52805100	Indirect OH RWIP Clr	UZ	2000000354	10/31/2012	(184.60)
52805100	Indirect OH RWIP Clr	SL	100001521	10/31/2012	(1.74)
52805100	Indirect OH RWIP Clr	SL	100001521	10/31/2012	1.74
52805100	Indirect OH RWIP Clr	UZ	2000000353	10/31/2012	(1.74)
52805100	Indirect OH RWIP Clr	UZ	2000000353	10/31/2012	1.74
52805100	Indirect OH RWIP Clr	SL	100001521	10/31/2012	9.09



Kentucky American Water Company  
Case No. 2012-00520  
Response to PSC DR1, Item 31

Account	Description	Doc Type	Document Number	Posting Date	Amount
52805100	Indirect OH RWIP Clr	UZ	2000000353	10/31/2012	(9.09)
52805100	Indirect OH RWIP Clr	SL	100001521	10/31/2012	2.66
52805100	Indirect OH RWIP Clr	UZ	2000000354	10/31/2012	(2.66)
52805100	Indirect OH RWIP Clr	SL	100001521	10/31/2012	0.68
52805100	Indirect OH RWIP Clr	UZ	2000000354	10/31/2012	(0.68)
52805100	Indirect OH RWIP Clr	SL	100001521	10/31/2012	431.71
52805100	Indirect OH RWIP Clr	SL	100001521	10/31/2012	1,799.49
52805100	Indirect OH RWIP Clr	UZ	2000000353	10/31/2012	(431.71)
52805100	Indirect OH RWIP Clr	UZ	2000000353	10/31/2012	(1,799.49)
52805100	Indirect OH RWIP Clr	SL	100001521	10/31/2012	8.25
52805100	Indirect OH RWIP Clr	UZ	2000000353	10/31/2012	(8.25)
52805100	Indirect OH RWIP Clr	SL	100001521	10/31/2012	(1.90)
52805100	Indirect OH RWIP Clr	UZ	2000000353	10/31/2012	1.90
52805100	Indirect OH RWIP Clr	SL	100001521	10/31/2012	13.71
52805100	Indirect OH RWIP Clr	UZ	2000000354	10/31/2012	(13.71)
52805100	Indirect OH RWIP Clr	SL	100001521	10/31/2012	3.40
52805100	Indirect OH RWIP Clr	UZ	2000000353	10/31/2012	(3.40)
52805100	Indirect OH RWIP Clr	SL	100001521	10/31/2012	0.03
52805100	Indirect OH RWIP Clr	UZ	2000000353	10/31/2012	(0.03)
52805100	Indirect OH RWIP Clr	SL	100001521	10/31/2012	(59.42)
52805100	Indirect OH RWIP Clr	SL	100001521	10/31/2012	59.42
52805100	Indirect OH RWIP Clr	UZ	2000000353	10/31/2012	(59.42)
52805100	Indirect OH RWIP Clr	UZ	2000000354	10/31/2012	59.42
52805100	Indirect OH RWIP Clr	SL	100001521	10/31/2012	(2,596.52)
52805100	Indirect OH RWIP Clr	UZ	2000000353	10/31/2012	2,596.52
52805100	Indirect OH RWIP Clr	SL	100001521	10/31/2012	2,994.27
52805100	Indirect OH RWIP Clr	UZ	2000000353	10/31/2012	(2,994.27)
52805100	Indirect OH RWIP Clr	SL	100001521	10/31/2012	149.15
52805100	Indirect OH RWIP Clr	UZ	2000000353	10/31/2012	(149.15)
52805100	Indirect OH RWIP Clr	SL	100001521	10/31/2012	(2.92)
52805100	Indirect OH RWIP Clr	UZ	2000000353	10/31/2012	2.92
52805100	Indirect OH RWIP Clr	SL	100001521	10/31/2012	175.60
52805100	Indirect OH RWIP Clr	UZ	2000000353	10/31/2012	(175.60)
52805100	Indirect OH RWIP Clr	SL	100001521	10/31/2012	377.62
52805100	Indirect OH RWIP Clr	UZ	2000000353	10/31/2012	(377.62)
52805100	Indirect OH RWIP Clr	SL	100001521	10/31/2012	72.30
52805100	Indirect OH RWIP Clr	UZ	2000000353	10/31/2012	(72.30)
52805100	Indirect OH RWIP Clr	SL	100001521	10/31/2012	(6.64)
52805100	Indirect OH RWIP Clr	UZ	2000000353	10/31/2012	6.64
52805100	Indirect OH RWIP Clr	SL	100001521	10/31/2012	(2.98)
52805100	Indirect OH RWIP Clr	UZ	2000000353	10/31/2012	2.98
52805100	Indirect OH RWIP Clr	SL	100001521	10/31/2012	(33.21)
52805100	Indirect OH RWIP Clr	UZ	2000000353	10/31/2012	33.21
52805100	Indirect OH RWIP Clr	SL	100001521	10/31/2012	4.95
52805100	Indirect OH RWIP Clr	UZ	2000000353	10/31/2012	(4.95)
52805100	Indirect OH RWIP Clr	SL	100001521	10/31/2012	3.39
52805100	Indirect OH RWIP Clr	UZ	2000000354	10/31/2012	(3.39)
52805100	Indirect OH RWIP Clr	SL	100001521	10/31/2012	54.17
52805100	Indirect OH RWIP Clr	UZ	2000000353	10/31/2012	(54.17)
52805100	Indirect OH RWIP Clr	SL	100001521	10/31/2012	14.40
52805100	Indirect OH RWIP Clr	UZ	2000000354	10/31/2012	(14.40)
52805100	Indirect OH RWIP Clr	SL	100001521	10/31/2012	8.68
52805100	Indirect OH RWIP Clr	UZ	2000000354	10/31/2012	(8.68)

## Kentucky American Water Company

Case No. 2012-00520

Response to PSC DR1, Item 31

Account	Description	Doc Type	Document Number	Posting Date	Amount
52805100	Indirect OH RWIP Clr	SL	100001521	10/31/2012	106.60
52805100	Indirect OH RWIP Clr	UZ	2000000353	10/31/2012	(106.60)
53110000	Contr Svc-Eng	KR	5000002605	10/31/2012	2,340.36
53110000	Contr Svc-Eng	KR	5000002606	10/31/2012	6,980.13
53110000	Contr Svc-Eng	UZ	2000000347	10/31/2012	(6,980.13)
53110000	Contr Svc-Eng	UZ	2000000347	10/31/2012	(2,340.36)
53150000	Contr Svc-Other	SA	100001523	10/31/2012	(385.38)
53150000	Contr Svc-Other	SV	100001538	10/31/2012	5,933.25
53150000	Contr Svc-Other	SV	100001540	10/31/2012	5,404.55
53150000	Contr Svc-Other	SV	100001639	10/31/2012	(5,404.55)
53150000	Contr Svc-Other	SV	100001641	10/31/2012	5,404.55
53150000	Contr Svc-Other	SV	100001649	10/31/2012	30,000.00
53150000	Contr Svc-Other	SV	100001649	10/31/2012	5,000.00
53150000	Contr Svc-Other	SV	100001649	10/31/2012	30,000.00
53150000	Contr Svc-Other	SV	100001649	10/31/2012	78,000.00
53150000	Contr Svc-Other	SV	100001649	10/31/2012	25,000.00
53150000	Contr Svc-Other	SV	100001650	10/31/2012	5,001.01
53150000	Contr Svc-Other	SV	100001657	10/31/2012	5,000.00
53150000	Contr Svc-Other	SV	100001658	10/31/2012	117,961.85
53150000	Contr Svc-Other	SV	100001658	10/31/2012	28,036.00
53150000	Contr Svc-Other	SV	100001658	10/31/2012	17,415.00
53150000	Contr Svc-Other	SV	100001658	10/31/2012	12,599.00
53150000	Contr Svc-Other	SV	100001659	10/31/2012	2,800.00
53150000	Contr Svc-Other	SV	100001664	10/31/2012	36,267.50
53150000	Contr Svc-Other	SV	100001668	10/31/2012	360.00
53150000	Contr Svc-Other	SV	100001668	10/31/2012	83,785.50
53150000	Contr Svc-Other	SV	100001668	10/31/2012	978.50
53150000	Contr Svc-Other	SV	100001668	10/31/2012	22,793.44
53150000	Contr Svc-Other	SV	100001668	10/31/2012	7,292.22
53150000	Contr Svc-Other	SV	100001668	10/31/2012	17,222.57
53150000	Contr Svc-Other	SV	100001668	10/31/2012	17,380.00
53150000	Contr Svc-Other	SV	100001677	10/31/2012	6,127.00
53150000	Contr Svc-Other	WE	5000002566	10/31/2012	60,354.00
53150000	Contr Svc-Other	WE	5000002567	10/31/2012	3,275.00
53150000	Contr Svc-Other	KR	5000002614	10/31/2012	2,703.00
53150000	Contr Svc-Other	WE	5000002617	10/31/2012	30,853.75
53150000	Contr Svc-Other	KR	5000002619	10/31/2012	2,703.00
53150000	Contr Svc-Other	WE	5000002621	10/31/2012	141,590.00
53150000	Contr Svc-Other	WE	5000002622	10/31/2012	2,854.00
53150000	Contr Svc-Other	WE	5000002623	10/31/2012	3,366.00
53150000	Contr Svc-Other	RE	5000002626	10/31/2012	10,485.06
53150000	Contr Svc-Other	RE	5000002627	10/31/2012	506.19
53150000	Contr Svc-Other	RE	5000002627	10/31/2012	1,353.42
53150000	Contr Svc-Other	WE	5000002631	10/31/2012	4,000.00
53150000	Contr Svc-Other	WE	5000002632	10/31/2012	(4,000.00)
53150000	Contr Svc-Other	WE	5000002634	10/31/2012	4,000.00
53150000	Contr Svc-Other	WE	5000002635	10/31/2012	46,517.00
53150000	Contr Svc-Other	WE	5000002636	10/31/2012	7,634.00
53150000	Contr Svc-Other	WE	5000002638	10/31/2012	10,200.00
53150000	Contr Svc-Other	SR	9600000077	10/31/2012	905.00
53150000	Contr Svc-Other	SR	9600000077	10/31/2012	162.83
53150000	Contr Svc-Other	SR	9600000077	10/31/2012	1,862.92
53150000	Contr Svc-Other	SR	9600000077	10/31/2012	474.17

## Kentucky American Water Company

Case No. 2012-00520

Response to PSC DR1, Item 31

Account	Description	Doc Type	Document Number	Posting Date	Amount
53150000	Contr Svc-Other	SR	9600000077	10/31/2012	725.92
53150000	Contr Svc-Other	SR	9600000077	10/31/2012	563.58
53150000	Contr Svc-Other	SR	9600000077	10/31/2012	204.33
53150000	Contr Svc-Other	UZ	2000000349	10/31/2012	(46,517.00)
53150000	Contr Svc-Other	UZ	2000000349	10/31/2012	(7,634.00)
53150000	Contr Svc-Other	UZ	2000000360	10/31/2012	385.38
53150000	Contr Svc-Other	UZ	2000000406	10/31/2012	(17,380.00)
53150000	Contr Svc-Other	UZ	2000000349	10/31/2012	(8,000.00)
53150000	Contr Svc-Other	UZ	2000000349	10/31/2012	4,000.00
53150000	Contr Svc-Other	UZ	2000000349	10/31/2012	(10,200.00)
53150000	Contr Svc-Other	UZ	2000000341	10/31/2012	(60,354.00)
53150000	Contr Svc-Other	UZ	2000000338	10/31/2012	(15,906.55)
53150000	Contr Svc-Other	CS	9300002931	10/31/2012	(2,987.08)
53150000	Contr Svc-Other	CS	9300003134	10/31/2012	(505.00)
53150000	Contr Svc-Other	CS	9300003264	10/31/2012	(1,621.69)
53150000	Contr Svc-Other	CS	9300004221	10/31/2012	(5,000.00)
53150000	Contr Svc-Other	CS	9300002949	10/31/2012	(5,889.44)
53150000	Contr Svc-Other	CS	9300003149	10/31/2012	5,278.00
53150000	Contr Svc-Other	CS	9300003269	10/31/2012	(3,968.01)
53150000	Contr Svc-Other	CS	9300003262	10/31/2012	(767.91)
53150000	Contr Svc-Other	CS	9300003242	10/31/2012	(459.63)
53150000	Contr Svc-Other	CS	9300002875	10/31/2012	(3,710.00)
53150000	Contr Svc-Other	CS	9300003073	10/31/2012	2,500.00
53150000	Contr Svc-Other	CS	9300002951	10/31/2012	(4,697.65)
53150000	Contr Svc-Other	CS	9300003151	10/31/2012	2,800.00
53150000	Contr Svc-Other	CS	9300004240	10/31/2012	(2,800.00)
53150000	Contr Svc-Other	CS	9300003267	10/31/2012	(2,814.30)
53150000	Contr Svc-Other	CS	9300003428	10/31/2012	(2,703.00)
53150000	Contr Svc-Other	CS	9300004239	10/31/2012	(36,267.50)
53150000	Contr Svc-Other	CS	9300003071	10/31/2012	11,866.50
53150000	Contr Svc-Other	CS	9300003447	10/31/2012	(5,933.25)
53150000	Contr Svc-Other	CS	9300002894	10/31/2012	(187.34)
53150000	Contr Svc-Other	CS	9300002962	10/31/2012	(5,351.08)
53150000	Contr Svc-Other	CS	9300003173	10/31/2012	5,351.07
53150000	Contr Svc-Other	CS	9300003446	10/31/2012	(10,405.56)
53150000	Contr Svc-Other	CS	9300003147	10/31/2012	(410.80)
53150000	Contr Svc-Other	CS	9300003200	10/31/2012	(2,260.98)
53150000	Contr Svc-Other	CS	9300003247	10/31/2012	(512.90)
53150000	Contr Svc-Other	CS	9300002955	10/31/2012	(739.38)
53150000	Contr Svc-Other	CS	9300003157	10/31/2012	(12,929.96)
53150000	Contr Svc-Other	CS	9300003273	10/31/2012	(375.31)
53150000	Contr Svc-Other	CS	9300003256	10/31/2012	(155.82)
53150000	Contr Svc-Other	CS	9300003128	10/31/2012	(1,594.45)
53150000	Contr Svc-Other	CS	9300003130	10/31/2012	(933.97)
53150000	Contr Svc-Other	CS	9300002898	10/31/2012	(789.70)
53150000	Contr Svc-Other	CS	9300002970	10/31/2012	(169.07)
53150000	Contr Svc-Other	CS	9300003104	10/31/2012	(1,287.43)
53150000	Contr Svc-Other	CS	9300003183	10/31/2012	(2,876.66)
53150000	Contr Svc-Other	CS	9300003254	10/31/2012	(131.26)
53150000	Contr Svc-Other	UZ	2000000338	10/31/2012	(68,752.86)
53150000	Contr Svc-Other	UZ	2000000349	10/31/2012	(506.19)
53150000	Contr Svc-Other	UZ	2000000338	10/31/2012	(13,491.72)
53150000	Contr Svc-Other	UZ	2000000349	10/31/2012	(1,353.42)

## Kentucky American Water Company

Case No. 2012-00520

Response to PSC DR1, Item 31

Account	Description	Doc Type	Document Number	Posting Date	Amount
53150000	Contr Svc-Other	UZ	2000000406	10/31/2012	(117,961.85)
53150000	Contr Svc-Other	UZ	2000000342	10/31/2012	2,279.09
53150000	Contr Svc-Other	UZ	2000000406	10/31/2012	(978.50)
53150000	Contr Svc-Other	UZ	2000000349	10/31/2012	(30,853.75)
53150000	Contr Svc-Other	UZ	2000000375	10/31/2012	(25,000.00)
53150000	Contr Svc-Other	UZ	2000000338	10/31/2012	(3,400.00)
53150000	Contr Svc-Other	UZ	2000000338	10/31/2012	(1,275.00)
53150000	Contr Svc-Other	UZ	2000000338	10/31/2012	(13,509.00)
53150000	Contr Svc-Other	UZ	2000000338	10/31/2012	(879.45)
53150000	Contr Svc-Other	UZ	2000000338	10/31/2012	(210.00)
53150000	Contr Svc-Other	UZ	2000000338	10/31/2012	(3,830.00)
53150000	Contr Svc-Other	UZ	2000000338	10/31/2012	(1,005.00)
53150000	Contr Svc-Other	UZ	2000000341	10/31/2012	(3,275.00)
53150000	Contr Svc-Other	UZ	2000000338	10/31/2012	(54,524.00)
53150000	Contr Svc-Other	UZ	2000000338	10/31/2012	(29,025.00)
53150000	Contr Svc-Other	UZ	2000000406	10/31/2012	(141,835.50)
53150000	Contr Svc-Other	UZ	2000000338	10/31/2012	(172.00)
53150000	Contr Svc-Other	UZ	2000000338	10/31/2012	(64.50)
53150000	Contr Svc-Other	UZ	2000000349	10/31/2012	(158,295.06)
53150000	Contr Svc-Other	UZ	2000000406	10/31/2012	(17,222.57)
53150000	Contr Svc-Other	UZ	2000000375	10/31/2012	(5,000.00)
53150000	Contr Svc-Other	UZ	2000000375	10/31/2012	(30,000.00)
53150000	Contr Svc-Other	UZ	2000000375	10/31/2012	(30,000.00)
53150000	Contr Svc-Other	UZ	2000000375	10/31/2012	(78,000.00)
53150000	Contr Svc-Other	UZ	2000000406	10/31/2012	(360.00)
53150000	Contr Svc-Other	UZ	2000000406	10/31/2012	(22,793.44)
53150000	Contr Svc-Other	UZ	2000000408	10/31/2012	(6,127.00)
53150000	Contr Svc-Other	UZ	2000000406	10/31/2012	(7,292.22)
53150013	Contr Svc-Other WT	CS	9300002931	10/31/2012	2,987.08
53150013	Contr Svc-Other WT	CS	9300003134	10/31/2012	505.00
53150013	Contr Svc-Other WT	CS	9300003264	10/31/2012	1,621.69
53150013	Contr Svc-Other WT	CS	9300004221	10/31/2012	5,000.00
53150013	Contr Svc-Other WT	CS	9300002949	10/31/2012	5,889.44
53150013	Contr Svc-Other WT	CS	9300003149	10/31/2012	(5,278.00)
53150013	Contr Svc-Other WT	CS	9300003269	10/31/2012	3,968.01
53150013	Contr Svc-Other WT	CS	9300003262	10/31/2012	767.91
53150013	Contr Svc-Other WT	CS	9300003242	10/31/2012	459.63
53150013	Contr Svc-Other WT	CS	9300002875	10/31/2012	3,710.00
53150013	Contr Svc-Other WT	CS	9300003073	10/31/2012	(2,500.00)
53150014	Contr Svc-Other TD	CS	9300002951	10/31/2012	4,697.65
53150014	Contr Svc-Other TD	CS	9300003151	10/31/2012	(2,800.00)
53150014	Contr Svc-Other TD	CS	9300004240	10/31/2012	2,800.00
53150015	Contr Svc-Other CA	CS	9300003267	10/31/2012	2,814.30
53150015	Contr Svc-Other CA	CS	9300003428	10/31/2012	2,703.00
53150015	Contr Svc-Other CA	CS	9300004239	10/31/2012	36,267.50
53150016	Contr Svc-Other AG	CS	9300003071	10/31/2012	(11,866.50)
53150016	Contr Svc-Other AG	CS	9300003447	10/31/2012	5,933.25
53150016	Contr Svc-Other AG	CS	9300002894	10/31/2012	187.34
53150016	Contr Svc-Other AG	CS	9300002962	10/31/2012	5,351.08
53150016	Contr Svc-Other AG	CS	9300003173	10/31/2012	(5,351.07)
53150016	Contr Svc-Other AG	CS	9300003446	10/31/2012	10,405.56
53150016	Contr Svc-Other AG	CS	9300003147	10/31/2012	410.80
53150016	Contr Svc-Other AG	CS	9300003200	10/31/2012	2,260.98

## Kentucky American Water Company

Case No. 2012-00520

Response to PSC DR1, Item 31

Account	Description	Doc Type	Document Number	Posting Date	Amount
53151000	Contr Svc-Temp EE	SV	100001659	10/31/2012	7,000.00
53151000	Contr Svc-Temp EE	CS	9300003151	10/31/2012	7,224.00
53151000	Contr Svc-Temp EE	CS	9300004240	10/31/2012	(7,000.00)
53151000	Contr Svc-Temp EE	CS	9300003147	10/31/2012	(3,271.69)
53151000	Contr Svc-Temp EE	CS	9300003268	10/31/2012	(162.33)
53151014	Contr Svc-Temp EE TD	CS	9300003151	10/31/2012	(7,224.00)
53151014	Contr Svc-Temp EE TD	CS	9300004240	10/31/2012	7,000.00
53151016	Contr Svc-Temp EE AG	CS	9300003147	10/31/2012	3,271.69
53151016	Contr Svc-Temp EE AG	CS	9300003268	10/31/2012	162.33
53152000	Contr Svc-Lab Testng	CF	9300002877	10/31/2012	(117.66)
53152000	Contr Svc-Lab Testng	CF	9300002877	10/31/2012	117.66
53152000	Contr Svc-Lab Testng	CF	9300002950	10/31/2012	(61.48)
53152000	Contr Svc-Lab Testng	CF	9300002950	10/31/2012	61.48
53152000	Contr Svc-Lab Testng	CF	9300003076	10/31/2012	(977.32)
53152000	Contr Svc-Lab Testng	CF	9300003076	10/31/2012	977.32
53152000	Contr Svc-Lab Testng	CF	9300003176	10/31/2012	(869.20)
53152000	Contr Svc-Lab Testng	CF	9300003176	10/31/2012	869.20
53154000	Contr Svc-Audit Fees	SA	100001491	10/31/2012	7,371.00
53154000	Contr Svc-Audit Fees	CF	9300003378	10/31/2012	(7,371.00)
53154000	Contr Svc-Audit Fees	CF	9300003378	10/31/2012	7,371.00
53155000	Contr Svc-Legal	SV	100001541	10/31/2012	1,248.00
53155000	Contr Svc-Legal	SV	100001541	10/31/2012	11,667.50
53155000	Contr Svc-Legal	SV	100001541	10/31/2012	1,102.20
53155000	Contr Svc-Legal	SV	100001541	10/31/2012	379.00
53155000	Contr Svc-Legal	SV	100001541	10/31/2012	198.00
53155000	Contr Svc-Legal	SV	100001541	10/31/2012	6,100.60
53155000	Contr Svc-Legal	SV	100001541	10/31/2012	198.00
53155000	Contr Svc-Legal	SV	100001541	10/31/2012	117.00
53155000	Contr Svc-Legal	SV	100001541	10/31/2012	17,768.10
53155000	Contr Svc-Legal	SV	100001541	10/31/2012	1,627.00
53155000	Contr Svc-Legal	SV	100001541	10/31/2012	1,219.20
53155000	Contr Svc-Legal	SV	100001646	10/31/2012	27,464.30
53155000	Contr Svc-Legal	SV	100001646	10/31/2012	27,464.30
53155000	Contr Svc-Legal	CF	9300002883	10/31/2012	(975.20)
53155000	Contr Svc-Legal	CF	9300002883	10/31/2012	975.20
53155000	Contr Svc-Legal	CF	9300003082	10/31/2012	18,489.00
53155000	Contr Svc-Legal	CF	9300003082	10/31/2012	(18,489.00)
53155000	Contr Svc-Legal	CF	9300003246	10/31/2012	(106.00)
53155000	Contr Svc-Legal	CF	9300003246	10/31/2012	106.00
53155000	Contr Svc-Legal	CF	9300003450	10/31/2012	(38,370.60)
53155000	Contr Svc-Legal	CF	9300003450	10/31/2012	38,370.60
53155000	Contr Svc-Legal	UT	9300003061	10/31/2012	379.00
53155000	Contr Svc-Legal	UT	9300003444	10/31/2012	(1,627.00)
53155000	Contr Svc-Legal	UT	9300003445	10/31/2012	(1,627.00)
53155000	Contr Svc-Legal	UZ	2000000375	10/31/2012	(27,464.30)
53155000	Contr Svc-Legal	UZ	2000000375	10/31/2012	(27,464.30)
53401000	AWWSC Labor OPEX	CF	9300003455	10/31/2012	49.98
53401000	AWWSC Labor OPEX	CF	9300003456	10/31/2012	253.55
53401000	AWWSC Labor OPEX	CF	9300003458	10/31/2012	23,666.58
53401000	AWWSC Labor OPEX	CF	9300003458	10/31/2012	3,039.29
53401000	AWWSC Labor OPEX	CF	9300003459	10/31/2012	376.63
53401000	AWWSC Labor OPEX	CF	9300003459	10/31/2012	86.76
53401000	AWWSC Labor OPEX	CF	9300003460	10/31/2012	19,015.20

## Kentucky American Water Company

Case No. 2012-00520

Response to PSC DR1, Item 31

Account	Description	Doc Type	Document Number	Posting Date	Amount
53401000	AWWSC Labor OPEX	CF	9300003460	10/31/2012	1,882.25
53401000	AWWSC Labor OPEX	CF	9300003473	10/31/2012	145.18
53401000	AWWSC Labor OPEX	CF	9300003474	10/31/2012	5.22
53401000	AWWSC Labor OPEX	CF	9300003474	10/31/2012	2.65
53401000	AWWSC Labor OPEX	CF	9300003475	10/31/2012	(15.36)
53401000	AWWSC Labor OPEX	CF	9300003476	10/31/2012	1.96
53401000	AWWSC Labor OPEX	CF	9300003477	10/31/2012	153.27
53401000	AWWSC Labor OPEX	CF	9300003478	10/31/2012	1,063.50
53401000	AWWSC Labor OPEX	CF	9300003479	10/31/2012	354.50
53401000	AWWSC Labor OPEX	CF	9300003481	10/31/2012	236.33
53401000	AWWSC Labor OPEX	CF	9300003482	10/31/2012	827.17
53401000	AWWSC Labor OPEX	CF	9300003483	10/31/2012	236.33
53401000	AWWSC Labor OPEX	CF	9300003484	10/31/2012	236.33
53401000	AWWSC Labor OPEX	CF	9300003485	10/31/2012	945.33
53401000	AWWSC Labor OPEX	CF	9300003486	10/31/2012	1,280.83
53401000	AWWSC Labor OPEX	CF	9300003487	10/31/2012	355.66
53401000	AWWSC Labor OPEX	CF	9300003818	10/31/2012	(94.36)
53401000	AWWSC Labor OPEX	CF	9300003818	10/31/2012	33.91
53401000	AWWSC Labor OPEX	CF	9300003819	10/31/2012	390.87
53401000	AWWSC Labor OPEX	CF	9300003820	10/31/2012	297.90
53401000	AWWSC Labor OPEX	CF	9300003820	10/31/2012	2.31
53401000	AWWSC Labor OPEX	CF	9300003821	10/31/2012	179.39
53401000	AWWSC Labor OPEX	CF	9300003821	10/31/2012	14.22
53401000	AWWSC Labor OPEX	CF	9300003822	10/31/2012	84.89
53401000	AWWSC Labor OPEX	CF	9300003822	10/31/2012	6.04
53401000	AWWSC Labor OPEX	CF	9300003823	10/31/2012	1,966.11
53401000	AWWSC Labor OPEX	CF	9300003823	10/31/2012	29.76
53401000	AWWSC Labor OPEX	CF	9300003824	10/31/2012	847.16
53401000	AWWSC Labor OPEX	CF	9300003824	10/31/2012	14.24
53401000	AWWSC Labor OPEX	CF	9300003825	10/31/2012	2,028.24
53401000	AWWSC Labor OPEX	CF	9300003826	10/31/2012	1,904.25
53401000	AWWSC Labor OPEX	CF	9300003826	10/31/2012	1.82
53401000	AWWSC Labor OPEX	CF	9300003827	10/31/2012	3,350.92
53401000	AWWSC Labor OPEX	CF	9300003827	10/31/2012	5.53
53401000	AWWSC Labor OPEX	CF	9300003828	10/31/2012	11,122.83
53401000	AWWSC Labor OPEX	CF	9300003828	10/31/2012	1,225.91
53401000	AWWSC Labor OPEX	CF	9300003829	10/31/2012	37.63
53401000	AWWSC Labor OPEX	CF	9300003829	10/31/2012	16.07
53401000	AWWSC Labor OPEX	CF	9300003830	10/31/2012	1,397.92
53401000	AWWSC Labor OPEX	CF	9300003830	10/31/2012	51.21
53401000	AWWSC Labor OPEX	CF	9300003831	10/31/2012	846.72
53401000	AWWSC Labor OPEX	CF	9300003831	10/31/2012	217.24
53401000	AWWSC Labor OPEX	CF	9300003832	10/31/2012	(6.89)
53401000	AWWSC Labor OPEX	CF	9300003833	10/31/2012	194.50
53401000	AWWSC Labor OPEX	CF	9300003834	10/31/2012	0.02
53401000	AWWSC Labor OPEX	CF	9300003836	10/31/2012	2,179.63
53401000	AWWSC Labor OPEX	CF	9300003836	10/31/2012	528.21
53401000	AWWSC Labor OPEX	CF	9300003837	10/31/2012	14.20
53401000	AWWSC Labor OPEX	CF	9300003838	10/31/2012	117.02
53401000	AWWSC Labor OPEX	CF	9300003839	10/31/2012	94.84
53401000	AWWSC Labor OPEX	CF	9300003841	10/31/2012	18.46
53401000	AWWSC Labor OPEX	CF	9300003842	10/31/2012	608.34
53401000	AWWSC Labor OPEX	CF	9300003842	10/31/2012	69.52

## Kentucky American Water Company

Case No. 2012-00520

Response to PSC DR1, Item 31

Account	Description	Doc Type	Document Number	Posting Date	Amount
53401000	AWWSC Labor OPEX	CF	9300003843	10/31/2012	494.48
53401000	AWWSC Labor OPEX	CF	9300003843	10/31/2012	13.47
53401000	AWWSC Labor OPEX	CF	9300003844	10/31/2012	441.44
53401000	AWWSC Labor OPEX	CF	9300003844	10/31/2012	8.67
53401000	AWWSC Labor OPEX	CF	9300003845	10/31/2012	309.25
53401000	AWWSC Labor OPEX	CF	9300003845	10/31/2012	0.07
53401000	AWWSC Labor OPEX	CF	9300003849	10/31/2012	288.79
53401000	AWWSC Labor OPEX	CF	9300003850	10/31/2012	740.91
53401000	AWWSC Labor OPEX	CF	9300003850	10/31/2012	239.29
53401000	AWWSC Labor OPEX	CF	9300003851	10/31/2012	2,699.84
53401000	AWWSC Labor OPEX	CF	9300003851	10/31/2012	258.12
53401000	AWWSC Labor OPEX	CF	9300003852	10/31/2012	979.49
53401000	AWWSC Labor OPEX	CF	9300003852	10/31/2012	189.17
53401000	AWWSC Labor OPEX	CF	9300003853	10/31/2012	571.03
53401000	AWWSC Labor OPEX	CF	9300003853	10/31/2012	175.40
53401000	AWWSC Labor OPEX	CF	9300003854	10/31/2012	756.56
53401000	AWWSC Labor OPEX	CF	9300003854	10/31/2012	156.41
53401000	AWWSC Labor OPEX	CF	9300003855	10/31/2012	1,347.25
53401000	AWWSC Labor OPEX	CF	9300003855	10/31/2012	186.50
53401000	AWWSC Labor OPEX	CF	9300003857	10/31/2012	1,202.04
53401000	AWWSC Labor OPEX	CF	9300003857	10/31/2012	33.01
53401000	AWWSC Labor OPEX	CF	9300003858	10/31/2012	0.10
53401000	AWWSC Labor OPEX	CF	9300003859	10/31/2012	373.82
53401000	AWWSC Labor OPEX	CF	9300003860	10/31/2012	966.50
53401000	AWWSC Labor OPEX	CF	9300003860	10/31/2012	119.05
53401000	AWWSC Labor OPEX	CF	9300003861	10/31/2012	1,400.07
53401000	AWWSC Labor OPEX	CF	9300003861	10/31/2012	311.19
53401000	AWWSC Labor OPEX	CF	9300003862	10/31/2012	242.76
53401000	AWWSC Labor OPEX	CF	9300003866	10/31/2012	14.63
53401000	AWWSC Labor OPEX	CF	9300003867	10/31/2012	52.34
53401000	AWWSC Labor OPEX	CF	9300003868	10/31/2012	826.85
53401000	AWWSC Labor OPEX	CF	9300003870	10/31/2012	199.13
53401000	AWWSC Labor OPEX	CF	9300003871	10/31/2012	23.40
53401000	AWWSC Labor OPEX	CF	9300003872	10/31/2012	31.65
53401000	AWWSC Labor OPEX	CF	9300003873	10/31/2012	173.39
53401000	AWWSC Labor OPEX	CF	9300003874	10/31/2012	337.89
53401000	AWWSC Labor OPEX	CF	9300003875	10/31/2012	96.94
53401000	AWWSC Labor OPEX	CF	9300003876	10/31/2012	107.86
53401000	AWWSC Labor OPEX	CF	9300003877	10/31/2012	138.00
53401000	AWWSC Labor OPEX	CF	9300003878	10/31/2012	23.50
53401000	AWWSC Labor OPEX	CF	9300003879	10/31/2012	375.20
53401000	AWWSC Labor OPEX	CF	9300003880	10/31/2012	191.78
53401000	AWWSC Labor OPEX	CF	9300003881	10/31/2012	38.32
53401000	AWWSC Labor OPEX	CF	9300003882	10/31/2012	38.32
53401000	AWWSC Labor OPEX	CF	9300003883	10/31/2012	229.90
53401000	AWWSC Labor OPEX	CF	9300003884	10/31/2012	297.95
53401000	AWWSC Labor OPEX	CF	9300003884	10/31/2012	421.49
53401000	AWWSC Labor OPEX	CF	9300003885	10/31/2012	306.54
53401000	AWWSC Labor OPEX	CF	9300003887	10/31/2012	801.41
53401000	AWWSC Labor OPEX	CF	9300003887	10/31/2012	438.92
53401000	AWWSC Labor OPEX	CF	9300003888	10/31/2012	307.73
53401000	AWWSC Labor OPEX	CF	9300003888	10/31/2012	498.12
53401000	AWWSC Labor OPEX	CF	9300003889	10/31/2012	2,040.81

## Kentucky American Water Company

Case No. 2012-00520

Response to PSC DR1, Item 31

Account	Description	Doc Type	Document Number	Posting Date	Amount
53401000	AWWSC Labor OPEX	CF	9300003889	10/31/2012	157.87
53401000	AWWSC Labor OPEX	CF	9300003890	10/31/2012	41.68
53401000	AWWSC Labor OPEX	CF	9300003890	10/31/2012	191.59
53401000	AWWSC Labor OPEX	CF	9300003891	10/31/2012	114.95
53401000	AWWSC Labor OPEX	CF	9300003892	10/31/2012	191.59
53401000	AWWSC Labor OPEX	CF	9300003893	10/31/2012	41.76
53401000	AWWSC Labor OPEX	CF	9300003893	10/31/2012	191.59
53401000	AWWSC Labor OPEX	CF	9300003894	10/31/2012	344.85
53401000	AWWSC Labor OPEX	CF	9300003895	10/31/2012	421.49
53401000	AWWSC Labor OPEX	CF	9300003896	10/31/2012	229.90
53401000	AWWSC Labor OPEX	CF	9300003897	10/31/2012	51.19
53401000	AWWSC Labor OPEX	CF	9300003897	10/31/2012	153.27
53401000	AWWSC Labor OPEX	CF	9300003898	10/31/2012	229.90
53401000	AWWSC Labor OPEX	CF	9300003899	10/31/2012	651.39
53401000	AWWSC Labor OPEX	CF	9300003900	10/31/2012	536.44
53401000	AWWSC Labor OPEX	CF	9300003901	10/31/2012	306.54
53401000	AWWSC Labor OPEX	CF	9300003902	10/31/2012	(60.83)
53401000	AWWSC Labor OPEX	CF	9300003903	10/31/2012	229.90
53401000	AWWSC Labor OPEX	CF	9300003904	10/31/2012	421.49
53401000	AWWSC Labor OPEX	CF	9300003905	10/31/2012	38.32
53401000	AWWSC Labor OPEX	CF	9300003906	10/31/2012	38.32
53401000	AWWSC Labor OPEX	CF	9300003907	10/31/2012	191.59
53401000	AWWSC Labor OPEX	CF	9300003908	10/31/2012	114.95
53401000	AWWSC Labor OPEX	CF	9300003909	10/31/2012	76.63
53401000	AWWSC Labor OPEX	CF	9300003910	10/31/2012	114.95
53401000	AWWSC Labor OPEX	CF	9300003911	10/31/2012	153.27
53401000	AWWSC Labor OPEX	CF	9300003912	10/31/2012	153.27
53401000	AWWSC Labor OPEX	CF	9300003913	10/31/2012	229.90
53401000	AWWSC Labor OPEX	CF	9300003914	10/31/2012	599.15
53401000	AWWSC Labor OPEX	CF	9300003914	10/31/2012	114.95
53401000	AWWSC Labor OPEX	CF	9300003915	10/31/2012	827.62
53401000	AWWSC Labor OPEX	CF	9300003915	10/31/2012	418.42
53401000	AWWSC Labor OPEX	CF	9300003916	10/31/2012	2,542.25
53401000	AWWSC Labor OPEX	CF	9300003916	10/31/2012	403.78
53401000	AWWSC Labor OPEX	CF	9300003917	10/31/2012	1,283.52
53401000	AWWSC Labor OPEX	CF	9300003917	10/31/2012	2.38
53401000	AWWSC Labor OPEX	CF	9300003918	10/31/2012	726.27
53401000	AWWSC Labor OPEX	CF	9300003918	10/31/2012	187.39
53401000	AWWSC Labor OPEX	CF	9300003919	10/31/2012	860.91
53401000	AWWSC Labor OPEX	CF	9300003919	10/31/2012	264.05
53401000	AWWSC Labor OPEX	CF	9300003920	10/31/2012	1,326.18
53401000	AWWSC Labor OPEX	CF	9300003920	10/31/2012	393.30
53401000	AWWSC Labor OPEX	CF	9300003921	10/31/2012	1,779.50
53401000	AWWSC Labor OPEX	CF	9300003921	10/31/2012	564.34
53401000	AWWSC Labor OPEX	CF	9300003922	10/31/2012	844.99
53401000	AWWSC Labor OPEX	CF	9300003922	10/31/2012	229.90
53401000	AWWSC Labor OPEX	CF	9300003923	10/31/2012	72.35
53401000	AWWSC Labor OPEX	CF	9300003923	10/31/2012	229.90
53401000	AWWSC Labor OPEX	CF	9300003924	10/31/2012	1,492.89
53401000	AWWSC Labor OPEX	CF	9300003924	10/31/2012	637.79
53401000	AWWSC Labor OPEX	CF	9300003928	10/31/2012	(118.53)
53401000	AWWSC Labor OPEX	CF	9300003928	10/31/2012	608.45
53401000	AWWSC Labor OPEX	CF	9300003929	10/31/2012	919.72



## Kentucky American Water Company

Case No. 2012-00520

Response to PSC DR1, Item 31

Account	Description	Doc Type	Document Number	Posting Date	Amount
53401000	AWWSC Labor OPEX	CF	9300003929	10/31/2012	114.95
53401000	AWWSC Labor OPEX	CF	9300003930	10/31/2012	0.04
53401000	AWWSC Labor OPEX	CF	9300003931	10/31/2012	1,369.53
53401000	AWWSC Labor OPEX	CF	9300003931	10/31/2012	268.22
53401000	AWWSC Labor OPEX	CF	9300003932	10/31/2012	38.32
53401000	AWWSC Labor OPEX	CF	9300003933	10/31/2012	268.22
53401000	AWWSC Labor OPEX	CF	9300003934	10/31/2012	498.12
53401000	AWWSC Labor OPEX	CF	9300003935	10/31/2012	3,976.95
53401000	AWWSC Labor OPEX	CF	9300003935	10/31/2012	459.80
53401000	AWWSC Labor OPEX	CF	9300003936	10/31/2012	1,718.26
53401000	AWWSC Labor OPEX	CF	9300003936	10/31/2012	306.54
53401000	AWWSC Labor OPEX	CF	9300003937	10/31/2012	841.41
53401000	AWWSC Labor OPEX	CF	9300003937	10/31/2012	229.90
53401000	AWWSC Labor OPEX	CF	9300003938	10/31/2012	2,365.38
53401000	AWWSC Labor OPEX	CF	9300003938	10/31/2012	268.22
53401000	AWWSC Labor OPEX	CF	9300003939	10/31/2012	1,329.64
53401000	AWWSC Labor OPEX	CF	9300003939	10/31/2012	191.59
53401000	AWWSC Labor OPEX	CF	9300003940	10/31/2012	1,804.41
53401000	AWWSC Labor OPEX	CF	9300003940	10/31/2012	383.17
53401000	AWWSC Labor OPEX	CF	9300003941	10/31/2012	1,433.52
53401000	AWWSC Labor OPEX	CF	9300003941	10/31/2012	229.90
53401000	AWWSC Labor OPEX	CF	9300003942	10/31/2012	2,173.06
53401000	AWWSC Labor OPEX	CF	9300003942	10/31/2012	300.75
53401000	AWWSC Labor OPEX	CF	9300003943	10/31/2012	4,774.44
53401000	AWWSC Labor OPEX	CF	9300003943	10/31/2012	456.63
53401000	AWWSC Labor OPEX	CF	9300003945	10/31/2012	892.38
53401000	AWWSC Labor OPEX	CF	9300003945	10/31/2012	208.98
53401000	AWWSC Labor OPEX	CF	9300003946	10/31/2012	787.31
53401000	AWWSC Labor OPEX	CF	9300003946	10/31/2012	574.76
53401000	AWWSC Labor OPEX	CF	9300003947	10/31/2012	(1.54)
53401000	AWWSC Labor OPEX	CF	9300003947	10/31/2012	411.67
53401000	AWWSC Labor OPEX	CF	9300003948	10/31/2012	383.17
53401000	AWWSC Labor OPEX	CF	9300003949	10/31/2012	769.83
53401000	AWWSC Labor OPEX	CF	9300003949	10/31/2012	360.51
53401000	AWWSC Labor OPEX	CF	9300003951	10/31/2012	1,146.43
53401000	AWWSC Labor OPEX	CF	9300003951	10/31/2012	931.38
53401000	AWWSC Labor OPEX	CF	9300003952	10/31/2012	37.66
53401000	AWWSC Labor OPEX	CF	9300003952	10/31/2012	613.07
53401000	AWWSC Labor OPEX	CF	9300003954	10/31/2012	38.32
53401000	AWWSC Labor OPEX	CF	9300003955	10/31/2012	739.58
53401000	AWWSC Labor OPEX	CF	9300003955	10/31/2012	421.49
53401000	AWWSC Labor OPEX	CF	9300003956	10/31/2012	693.29
53401000	AWWSC Labor OPEX	CF	9300003956	10/31/2012	842.98
53401000	AWWSC Labor OPEX	CF	9300003957	10/31/2012	(1,517.14)
53401000	AWWSC Labor OPEX	CF	9300003958	10/31/2012	105.34
53401000	AWWSC Labor OPEX	CF	9300003958	10/31/2012	(1,197.74)
53401000	AWWSC Labor OPEX	CF	9300003959	10/31/2012	(1,357.44)
53401000	AWWSC Labor OPEX	CF	9300003960	10/31/2012	267.14
53401000	AWWSC Labor OPEX	CF	9300003960	10/31/2012	(1,197.74)
53401000	AWWSC Labor OPEX	CF	9300003961	10/31/2012	94.58
53401000	AWWSC Labor OPEX	CF	9300003961	10/31/2012	(558.95)
53401000	AWWSC Labor OPEX	CF	9300003962	10/31/2012	437.34
53401000	AWWSC Labor OPEX	CF	9300003965	10/31/2012	16.13

## Kentucky American Water Company

Case No. 2012-00520

Response to PSC DR1, Item 31

Account	Description	Doc Type	Document Number	Posting Date	Amount
53401000	AWWSC Labor OPEX	CF	9300003965	10/31/2012	(12,456.54)
53401000	AWWSC Labor OPEX	CF	9300003966	10/31/2012	229.90
53401000	AWWSC Labor OPEX	CF	9300003968	10/31/2012	351.56
53401000	AWWSC Labor OPEX	CF	9300003968	10/31/2012	76.63
53401000	AWWSC Labor OPEX	CF	9300003969	10/31/2012	4,157.52
53401000	AWWSC Labor OPEX	CF	9300003969	10/31/2012	421.49
53401000	AWWSC Labor OPEX	CF	9300003970	10/31/2012	1,622.41
53401000	AWWSC Labor OPEX	CF	9300003970	10/31/2012	218.69
53401000	AWWSC Labor OPEX	CF	9300003971	10/31/2012	485.62
53401000	AWWSC Labor OPEX	CF	9300003971	10/31/2012	131.34
53401000	AWWSC Labor OPEX	CF	9300003972	10/31/2012	917.01
53401000	AWWSC Labor OPEX	CF	9300003972	10/31/2012	191.59
53401000	AWWSC Labor OPEX	CF	9300003973	10/31/2012	613.07
53401000	AWWSC Labor OPEX	CF	9300003974	10/31/2012	1,685.85
53401000	AWWSC Labor OPEX	CF	9300003974	10/31/2012	3,630.60
53401000	AWWSC Labor OPEX	CF	9300003975	10/31/2012	114.95
53401000	AWWSC Labor OPEX	CF	9300003976	10/31/2012	881.29
53401000	AWWSC Labor OPEX	CF	9300003977	10/31/2012	469.93
53401000	AWWSC Labor OPEX	CF	9300003977	10/31/2012	730.54
53401000	AWWSC Labor OPEX	CF	9300003978	10/31/2012	306.54
53401000	AWWSC Labor OPEX	CF	9300003979	10/31/2012	1,285.59
53401000	AWWSC Labor OPEX	CF	9300003979	10/31/2012	640.10
53401000	AWWSC Labor OPEX	CF	9300003980	10/31/2012	2.14
53401000	AWWSC Labor OPEX	CF	9300003980	10/31/2012	1,149.51
53401000	AWWSC Labor OPEX	CF	9300003981	10/31/2012	229.90
53401000	AWWSC Labor OPEX	CF	9300003982	10/31/2012	306.54
53401000	AWWSC Labor OPEX	CF	9300003983	10/31/2012	3,654.40
53401000	AWWSC Labor OPEX	CF	9300003983	10/31/2012	804.66
53401000	AWWSC Labor OPEX	CF	9300003984	10/31/2012	957.93
53401000	AWWSC Labor OPEX	CF	9300003985	10/31/2012	1,000.33
53401000	AWWSC Labor OPEX	CF	9300003985	10/31/2012	306.54
53401000	AWWSC Labor OPEX	CF	9300003986	10/31/2012	191.59
53401000	AWWSC Labor OPEX	CF	9300003987	10/31/2012	421.49
53401000	AWWSC Labor OPEX	CF	9300003988	10/31/2012	306.55
53401000	AWWSC Labor OPEX	CF	9300003989	10/31/2012	207.92
53401000	AWWSC Labor OPEX	CF	9300003991	10/31/2012	1,972.09
53401000	AWWSC Labor OPEX	CF	9300003991	10/31/2012	221.06
53401000	AWWSC Labor OPEX	CF	9300003992	10/31/2012	1,260.43
53401000	AWWSC Labor OPEX	CF	9300003993	10/31/2012	469.29
53401000	AWWSC Labor OPEX	CF	9300003993	10/31/2012	41.57
53401000	AWWSC Labor OPEX	CF	9300003995	10/31/2012	1,857.00
53401000	AWWSC Labor OPEX	CF	9300003995	10/31/2012	290.18
53401000	AWWSC Labor OPEX	CF	9300003996	10/31/2012	155.80
53401000	AWWSC Labor OPEX	CF	9300003998	10/31/2012	2,161.52
53401000	AWWSC Labor OPEX	CF	9300003999	10/31/2012	0.08
53401000	AWWSC Labor OPEX	CF	9300004001	10/31/2012	1,042.23
53401000	AWWSC Labor OPEX	CF	9300004001	10/31/2012	762.41
53401000	AWWSC Labor OPEX	CF	9300004003	10/31/2012	1,332.16
53401000	AWWSC Labor OPEX	CF	9300004003	10/31/2012	194.88
53401000	AWWSC Labor OPEX	CF	9300004004	10/31/2012	1,902.01
53401000	AWWSC Labor OPEX	CF	9300004004	10/31/2012	410.42
53401000	AWWSC Labor OPEX	CF	9300004005	10/31/2012	2,736.14
53401000	AWWSC Labor OPEX	CF	9300004007	10/31/2012	1,018.36

## Kentucky American Water Company

Case No. 2012-00520

Response to PSC DR1, Item 31

Account	Description	Doc Type	Document Number	Posting Date	Amount
53401000	AWWSC Labor OPEX	CF	9300004007	10/31/2012	211.82
53401000	AWWSC Labor OPEX	CF	9300004008	10/31/2012	10.27
53401000	AWWSC Labor OPEX	CF	9300004009	10/31/2012	632.57
53401000	AWWSC Labor OPEX	CF	9300004009	10/31/2012	54.22
53401000	AWWSC Labor OPEX	CF	9300004010	10/31/2012	11.42
53401000	AWWSC Labor OPEX	CF	9300004010	10/31/2012	50.00
53401000	AWWSC Labor OPEX	CF	9300004011	10/31/2012	4,152.60
53401000	AWWSC Labor OPEX	CF	9300004011	10/31/2012	2,090.03
53401000	AWWSC Labor OPEX	CF	9300004012	10/31/2012	5,027.70
53401000	AWWSC Labor OPEX	CF	9300004012	10/31/2012	785.97
53401000	AWWSC Labor OPEX	CF	9300004015	10/31/2012	3,213.49
53401000	AWWSC Labor OPEX	CF	9300004017	10/31/2012	3,443.35
53401000	AWWSC Labor OPEX	CF	9300004018	10/31/2012	(5.22)
53401000	AWWSC Labor OPEX	CF	9300004019	10/31/2012	1,156.28
53401000	AWWSC Labor OPEX	CF	9300004019	10/31/2012	15.04
53401000	AWWSC Labor OPEX	CF	9300004021	10/31/2012	10,519.06
53401000	AWWSC Labor OPEX	CF	9300004021	10/31/2012	14.22
53401000	AWWSC Labor OPEX	CF	9300004022	10/31/2012	3,167.13
53401000	AWWSC Labor OPEX	CF	9300004022	10/31/2012	5.63
53401000	AWWSC Labor OPEX	CF	9300004023	10/31/2012	2,392.84
53401000	AWWSC Labor OPEX	CF	9300004023	10/31/2012	(1,171.63)
53401000	AWWSC Labor OPEX	CF	9300004024	10/31/2012	50.49
53401000	AWWSC Labor OPEX	CF	9300004024	10/31/2012	2.17
53401000	AWWSC Labor OPEX	CF	9300004025	10/31/2012	(22.92)
53401000	AWWSC Labor OPEX	CF	9300004026	10/31/2012	(11.44)
53401000	AWWSC Labor OPEX	CF	9300004027	10/31/2012	60.81
53401000	AWWSC Labor OPEX	CF	9300004028	10/31/2012	5.75
53401000	AWWSC Labor OPEX	CF	9300004029	10/31/2012	66.15
53401000	AWWSC Labor OPEX	CF	9300004030	10/31/2012	55.12
53401000	AWWSC Labor OPEX	CF	9300004031	10/31/2012	490.83
53401000	AWWSC Labor OPEX	CF	9300004032	10/31/2012	288.27
53401000	AWWSC Labor OPEX	CF	9300004033	10/31/2012	45.18
53401000	AWWSC Labor OPEX	CF	9300004033	10/31/2012	0.72
53401000	AWWSC Labor OPEX	CF	9300004039	10/31/2012	654.68
53401000	AWWSC Labor OPEX	CF	9300004043	10/31/2012	8.56
53401000	AWWSC Labor OPEX	CF	9300004046	10/31/2012	2,875.95
53401000	AWWSC Labor OPEX	CF	9300004046	10/31/2012	86.44
53401000	AWWSC Labor OPEX	CF	9300004047	10/31/2012	1,870.28
53401000	AWWSC Labor OPEX	CF	9300004047	10/31/2012	360.88
53401000	AWWSC Labor OPEX	CF	9300004049	10/31/2012	2,145.91
53401000	AWWSC Labor OPEX	CF	9300004049	10/31/2012	384.53
53401000	AWWSC Labor OPEX	CF	9300004051	10/31/2012	1,341.65
53401000	AWWSC Labor OPEX	CF	9300004051	10/31/2012	59.42
53401000	AWWSC Labor OPEX	CF	9300004052	10/31/2012	1,610.86
53401000	AWWSC Labor OPEX	CF	9300004052	10/31/2012	179.75
53401000	AWWSC Labor OPEX	CF	9300004053	10/31/2012	1,580.10
53401000	AWWSC Labor OPEX	CF	9300004053	10/31/2012	1,871.99
53401000	AWWSC Labor OPEX	CF	9300004055	10/31/2012	968.29
53401000	AWWSC Labor OPEX	CF	9300004055	10/31/2012	31.55
53401000	AWWSC Labor OPEX	CF	9300004056	10/31/2012	861.03
53401000	AWWSC Labor OPEX	CF	9300004058	10/31/2012	490.28
53401000	AWWSC Labor OPEX	CF	9300004059	10/31/2012	1,925.20
53401000	AWWSC Labor OPEX	CF	9300004060	10/31/2012	1,088.02

## Kentucky American Water Company

Case No. 2012-00520

Response to PSC DR1, Item 31

Account	Description	Doc Type	Document Number	Posting Date	Amount
53401000	AWWSC Labor OPEX	CF	9300004062	10/31/2012	2,407.85
53401000	AWWSC Labor OPEX	CF	9300004062	10/31/2012	81.10
53401000	AWWSC Labor OPEX	CF	9300004063	10/31/2012	313.46
53401000	AWWSC Labor OPEX	CF	9300004064	10/31/2012	700.78
53401000	AWWSC Labor OPEX	CF	9300004065	10/31/2012	438.10
53401000	AWWSC Labor OPEX	CF	9300004066	10/31/2012	2,425.73
53401000	AWWSC Labor OPEX	CF	9300004067	10/31/2012	338.53
53401000	AWWSC Labor OPEX	CF	9300004068	10/31/2012	4,687.81
53401000	AWWSC Labor OPEX	CF	9300004069	10/31/2012	738.71
53401000	AWWSC Labor OPEX	CF	9300004070	10/31/2012	17,338.09
53401000	AWWSC Labor OPEX	CF	9300004071	10/31/2012	8,104.60
53401000	AWWSC Labor OPEX	CF	9300004073	10/31/2012	269.24
53401000	AWWSC Labor OPEX	CF	9300004075	10/31/2012	3,000.12
53401000	AWWSC Labor OPEX	CF	9300004076	10/31/2012	2,168.21
53401000	AWWSC Labor OPEX	CF	9300004077	10/31/2012	(8,450.34)
53401000	AWWSC Labor OPEX	CF	9300004078	10/31/2012	595.39
53401000	AWWSC Labor OPEX	CF	9300004079	10/31/2012	1,618.72
53401000	AWWSC Labor OPEX	CF	9300004080	10/31/2012	3,956.36
53401000	AWWSC Labor OPEX	CF	9300004081	10/31/2012	3.07
53401000	AWWSC Labor OPEX	CF	9300004082	10/31/2012	2,752.59
53401000	AWWSC Labor OPEX	CF	9300004083	10/31/2012	4,558.84
53401000	AWWSC Labor OPEX	CF	9300004084	10/31/2012	1,106.35
53401000	AWWSC Labor OPEX	CF	9300004085	10/31/2012	317.58
53401000	AWWSC Labor OPEX	CF	9300004188	10/31/2012	323.68
53401000	AWWSC Labor OPEX	CF	9300004188	10/31/2012	118.46
53401000	AWWSC Labor OPEX	CF	9300004188	10/31/2012	189.02
53401000	AWWSC Labor OPEX	CF	9300004188	10/31/2012	1.55
53401000	AWWSC Labor OPEX	CF	9300004189	10/31/2012	193.77
53401000	AWWSC Labor OPEX	CF	9300004191	10/31/2012	124.80
53401000	AWWSC Labor OPEX	CF	9300004191	10/31/2012	7.21
53401000	AWWSC Labor OPEX	CF	9300004192	10/31/2012	334.72
53401000	AWWSC Labor OPEX	CF	9300004192	10/31/2012	174.88
53401000	AWWSC Labor OPEX	CF	9300004192	10/31/2012	159.05
53401000	AWWSC Labor OPEX	CF	9300004192	10/31/2012	536.49
53401000	AWWSC Labor OPEX	CF	9300004193	10/31/2012	170.42
53401000	AWWSC Labor OPEX	CF	9300004193	10/31/2012	571.81
53401000	AWWSC Labor OPEX	CF	9300004193	10/31/2012	77.46
53401000	AWWSC Labor OPEX	CF	9300004193	10/31/2012	1,707.63
53401000	AWWSC Labor OPEX	CF	9300004193	10/31/2012	32.33
53401000	AWWSC Labor OPEX	CF	9300004194	10/31/2012	222.41
53401000	AWWSC Labor OPEX	CF	9300004194	10/31/2012	3.62
53401000	AWWSC Labor OPEX	CF	9300004194	10/31/2012	433.11
53401000	AWWSC Labor OPEX	CF	9300004194	10/31/2012	28.29
53401000	AWWSC Labor OPEX	CF	9300004195	10/31/2012	733.09
53401000	AWWSC Labor OPEX	CF	9300004195	10/31/2012	16.64
53401000	AWWSC Labor OPEX	CF	9300004195	10/31/2012	68.20
53401000	AWWSC Labor OPEX	CF	9300004195	10/31/2012	42.73
53401000	AWWSC Labor OPEX	CF	9300004196	10/31/2012	113.96
53401000	AWWSC Labor OPEX	CF	9300004196	10/31/2012	12.45
53401000	AWWSC Labor OPEX	CF	9300004196	10/31/2012	(54.47)
53401000	AWWSC Labor OPEX	CF	9300004197	10/31/2012	(4.80)
53401000	AWWSC Labor OPEX	CF	9300004197	10/31/2012	57.58
53401000	AWWSC Labor OPEX	CF	9300004197	10/31/2012	46.96

## Kentucky American Water Company

Case No. 2012-00520

Response to PSC DR1, Item 31

Account	Description	Doc Type	Document Number	Posting Date	Amount
53401000	AWWSC Labor OPEX	CF	9300004197	10/31/2012	47.88
53401000	AWWSC Labor OPEX	CF	9300004198	10/31/2012	317.46
53401000	AWWSC Labor OPEX	CF	9300004198	10/31/2012	155.23
53401000	AWWSC Labor OPEX	CF	9300004199	10/31/2012	(89.20)
53401000	AWWSC Labor OPEX	CF	9300004199	10/31/2012	393.97
53401000	AWWSC Labor OPEX	CF	9300004199	10/31/2012	57.21
53401000	AWWSC Labor OPEX	CF	9300004199	10/31/2012	(22.77)
53401000	AWWSC Labor OPEX	CF	9300004200	10/31/2012	805.88
53401000	AWWSC Labor OPEX	CF	9300004200	10/31/2012	123.53
53401000	AWWSC Labor OPEX	CF	9300004200	10/31/2012	4.47
53401000	AWWSC Labor OPEX	CF	9300004200	10/31/2012	0.92
53401000	AWWSC Labor OPEX	CF	9300004201	10/31/2012	3.20
53401000	AWWSC Labor OPEX	CF	9300004201	10/31/2012	170.34
53401000	AWWSC Labor OPEX	CF	9300004201	10/31/2012	196.59
53401000	AWWSC Labor OPEX	CF	9300004201	10/31/2012	133.96
53401000	AWWSC Labor OPEX	CF	9300004201	10/31/2012	8.28
53401000	AWWSC Labor OPEX	CF	9300004202	10/31/2012	78.25
53401000	AWWSC Labor OPEX	CF	9300004202	10/31/2012	490.80
53401000	AWWSC Labor OPEX	CF	9300004202	10/31/2012	31.73
53401000	AWWSC Labor OPEX	CF	9300004206	10/31/2012	426.18
53401000	AWWSC Labor OPEX	CF	9300004206	10/31/2012	12.11
53401000	AWWSC Labor OPEX	CF	9300004206	10/31/2012	287.53
53401000	AWWSC Labor OPEX	CF	9300004206	10/31/2012	15.09
53401000	AWWSC Labor OPEX	CF	9300004206	10/31/2012	513.40
53401000	AWWSC Labor OPEX	CF	9300004206	10/31/2012	83.95
53401000	AWWSC Labor OPEX	CF	9300004207	10/31/2012	(42.34)
53401000	AWWSC Labor OPEX	CF	9300004207	10/31/2012	20.79
53401000	AWWSC Labor OPEX	CF	9300004207	10/31/2012	2.38
53401000	AWWSC Labor OPEX	CF	9300004207	10/31/2012	2,590.78
53401000	AWWSC Labor OPEX	CF	9300004208	10/31/2012	9.74
53401000	AWWSC Labor OPEX	CF	9300004208	10/31/2012	(76.50)
53401000	AWWSC Labor OPEX	CF	9300004208	10/31/2012	(47.83)
53401000	AWWSC Labor OPEX	CF	9300004209	10/31/2012	1,094.17
53401000	AWWSC Labor OPEX	CF	9300004209	10/31/2012	307.10
53401000	AWWSC Labor OPEX	CF	9300004209	10/31/2012	4.59
53401000	AWWSC Labor OPEX	CF	9300004210	10/31/2012	(161.46)
53401000	AWWSC Labor OPEX	CF	9300004210	10/31/2012	29.99
53401000	AWWSC Labor OPEX	CF	9300004210	10/31/2012	(205.18)
53401000	AWWSC Labor OPEX	CF	9300004210	10/31/2012	18.09
53401000	AWWSC Labor OPEX	CF	9300004210	10/31/2012	177.29
53401000	AWWSC Labor OPEX	CF	9300004211	10/31/2012	4.68
53401000	AWWSC Labor OPEX	CF	9300004211	10/31/2012	4.48
53401000	AWWSC Labor OPEX	CF	9300004211	10/31/2012	1.53
53401000	AWWSC Labor OPEX	CF	9300004212	10/31/2012	251.36
53401000	AWWSC Labor OPEX	CF	9300004212	10/31/2012	320.59
53401000	AWWSC Labor OPEX	CF	9300004212	10/31/2012	3.04
53401000	AWWSC Labor OPEX	CF	9300004212	10/31/2012	3.37
53401000	AWWSC Labor OPEX	CF	9300004212	10/31/2012	(0.99)
53401000	AWWSC Labor OPEX	CF	9300004213	10/31/2012	3,511.71
53401000	AWWSC Labor OPEX	CF	9300004213	10/31/2012	(112.15)
53401000	AWWSC Labor OPEX	CF	9300004213	10/31/2012	27.00
53401000	AWWSC Labor OPEX	CF	9300004213	10/31/2012	(414.22)
53401000	AWWSC Labor OPEX	CF	9300004214	10/31/2012	1,015.01

Kentucky American Water Company  
Case No. 2012-00520  
Response to PSC DR1, Item 31

Account	Description	Doc Type	Document Number	Posting Date	Amount
53401000	AWWSC Labor OPEX	CF	9300004214	10/31/2012	1,116.85
53401000	AWWSC Labor OPEX	CF	9300004214	10/31/2012	668.49
53401000	AWWSC Labor OPEX	CF	9300004214	10/31/2012	87.70
53401000	AWWSC Labor OPEX	CF	9300004214	10/31/2012	983.55
53401000	AWWSC Labor OPEX	CF	9300004215	10/31/2012	165.22
53401000	AWWSC Labor OPEX	CF	9300004215	10/31/2012	199.88
53401000	AWWSC Labor OPEX	CF	9300004215	10/31/2012	78.37
53401000	AWWSC Labor OPEX	CF	9300004216	10/31/2012	8.73
53401000	AWWSC Labor OPEX	CF	9300004216	10/31/2012	10.23
53401000	AWWSC Labor OPEX	CF	9300004216	10/31/2012	0.08
53401000	AWWSC Labor OPEX	CF	9300004216	10/31/2012	(9.81)
53401100	AWWSC Pension OPEX	CF	9300004188	10/31/2012	223.90
53401100	AWWSC Pension OPEX	CF	9300004188	10/31/2012	508.42
53401100	AWWSC Pension OPEX	CF	9300004188	10/31/2012	382.88
53401100	AWWSC Pension OPEX	CF	9300004188	10/31/2012	67.57
53401100	AWWSC Pension OPEX	CF	9300004189	10/31/2012	450.11
53401100	AWWSC Pension OPEX	CF	9300004189	10/31/2012	222.84
53401100	AWWSC Pension OPEX	CF	9300004189	10/31/2012	232.52
53401100	AWWSC Pension OPEX	CF	9300004190	10/31/2012	520.63
53401100	AWWSC Pension OPEX	CF	9300004190	10/31/2012	100.68
53401100	AWWSC Pension OPEX	CF	9300004191	10/31/2012	736.87
53401100	AWWSC Pension OPEX	CF	9300004191	10/31/2012	108.06
53401100	AWWSC Pension OPEX	CF	9300004191	10/31/2012	156.38
53401100	AWWSC Pension OPEX	CF	9300004191	10/31/2012	300.05
53401100	AWWSC Pension OPEX	CF	9300004192	10/31/2012	311.80
53401100	AWWSC Pension OPEX	CF	9300004192	10/31/2012	146.14
53401100	AWWSC Pension OPEX	CF	9300004193	10/31/2012	156.02
53401100	AWWSC Pension OPEX	CF	9300004193	10/31/2012	597.53
53401100	AWWSC Pension OPEX	CF	9300004193	10/31/2012	281.12
53401100	AWWSC Pension OPEX	CF	9300004193	10/31/2012	362.71
53401100	AWWSC Pension OPEX	CF	9300004193	10/31/2012	58.83
53401100	AWWSC Pension OPEX	CF	9300004193	10/31/2012	832.32
53401100	AWWSC Pension OPEX	CF	9300004194	10/31/2012	127.03
53401100	AWWSC Pension OPEX	CF	9300004195	10/31/2012	392.31
53401100	AWWSC Pension OPEX	CF	9300004195	10/31/2012	51.72
53401100	AWWSC Pension OPEX	CF	9300004195	10/31/2012	765.88
53401100	AWWSC Pension OPEX	CF	9300004196	10/31/2012	2,683.65
53401100	AWWSC Pension OPEX	CF	9300004196	10/31/2012	180.65
53401100	AWWSC Pension OPEX	CF	9300004197	10/31/2012	64.08
53401100	AWWSC Pension OPEX	CF	9300004197	10/31/2012	73.26
53401100	AWWSC Pension OPEX	CF	9300004198	10/31/2012	328.69
53401100	AWWSC Pension OPEX	CF	9300004198	10/31/2012	162.74
53401100	AWWSC Pension OPEX	CF	9300004198	10/31/2012	268.92
53401100	AWWSC Pension OPEX	CF	9300004199	10/31/2012	639.40
53401100	AWWSC Pension OPEX	CF	9300004199	10/31/2012	259.30
53401100	AWWSC Pension OPEX	CF	9300004199	10/31/2012	396.15
53401100	AWWSC Pension OPEX	CF	9300004200	10/31/2012	3,511.88
53401100	AWWSC Pension OPEX	CF	9300004200	10/31/2012	532.59
53401100	AWWSC Pension OPEX	CF	9300004200	10/31/2012	650.86
53401100	AWWSC Pension OPEX	CF	9300004200	10/31/2012	279.53
53401100	AWWSC Pension OPEX	CF	9300004200	10/31/2012	709.19
53401100	AWWSC Pension OPEX	CF	9300004201	10/31/2012	367.05
53401100	AWWSC Pension OPEX	CF	9300004201	10/31/2012	226.42

Kentucky American Water Company  
Case No. 2012-00520  
Response to PSC DR1, Item 31

Account	Description	Doc Type	Document Number	Posting Date	Amount
53401100	AWWSC Pension OPEX	CF	9300004201	10/31/2012	2,374.65
53401100	AWWSC Pension OPEX	CF	9300004201	10/31/2012	926.72
53401100	AWWSC Pension OPEX	CF	9300004201	10/31/2012	183.05
53401100	AWWSC Pension OPEX	CF	9300004202	10/31/2012	121.47
53401100	AWWSC Pension OPEX	CF	9300004202	10/31/2012	38.89
53401100	AWWSC Pension OPEX	CF	9300004202	10/31/2012	2,248.11
53401100	AWWSC Pension OPEX	CF	9300004202	10/31/2012	155.88
53401100	AWWSC Pension OPEX	CF	9300004202	10/31/2012	225.53
53401100	AWWSC Pension OPEX	CF	9300004206	10/31/2012	353.92
53401100	AWWSC Pension OPEX	CF	9300004206	10/31/2012	139.39
53401100	AWWSC Pension OPEX	CF	9300004206	10/31/2012	268.62
53401100	AWWSC Pension OPEX	CF	9300004207	10/31/2012	104.66
53401100	AWWSC Pension OPEX	CF	9300004207	10/31/2012	266.66
53401100	AWWSC Pension OPEX	CF	9300004207	10/31/2012	209.51
53401100	AWWSC Pension OPEX	CF	9300004208	10/31/2012	72.05
53401100	AWWSC Pension OPEX	CF	9300004208	10/31/2012	119.48
53401100	AWWSC Pension OPEX	CF	9300004208	10/31/2012	114.23
53401100	AWWSC Pension OPEX	CF	9300004209	10/31/2012	173.85
53401100	AWWSC Pension OPEX	CF	9300004209	10/31/2012	47.24
53401100	AWWSC Pension OPEX	CF	9300004209	10/31/2012	127.85
53401100	AWWSC Pension OPEX	CF	9300004209	10/31/2012	51.50
53401100	AWWSC Pension OPEX	CF	9300004210	10/31/2012	243.80
53401100	AWWSC Pension OPEX	CF	9300004210	10/31/2012	79.21
53401100	AWWSC Pension OPEX	CF	9300004210	10/31/2012	59.45
53401100	AWWSC Pension OPEX	CF	9300004211	10/31/2012	277.65
53401100	AWWSC Pension OPEX	CF	9300004211	10/31/2012	12.52
53401100	AWWSC Pension OPEX	CF	9300004211	10/31/2012	10.13
53401100	AWWSC Pension OPEX	CF	9300004211	10/31/2012	10.25
53401100	AWWSC Pension OPEX	CF	9300004211	10/31/2012	12.02
53401100	AWWSC Pension OPEX	CF	9300004212	10/31/2012	24.63
53401100	AWWSC Pension OPEX	CF	9300004212	10/31/2012	7.87
53401100	AWWSC Pension OPEX	CF	9300004212	10/31/2012	680.08
53401100	AWWSC Pension OPEX	CF	9300004213	10/31/2012	1,165.52
53401100	AWWSC Pension OPEX	CF	9300004213	10/31/2012	883.55
53401100	AWWSC Pension OPEX	CF	9300004213	10/31/2012	1,135.80
53401100	AWWSC Pension OPEX	CF	9300004213	10/31/2012	1,400.40
53401100	AWWSC Pension OPEX	CF	9300004213	10/31/2012	1,289.64
53401100	AWWSC Pension OPEX	CF	9300004214	10/31/2012	2,345.66
53401100	AWWSC Pension OPEX	CF	9300004214	10/31/2012	907.66
53401100	AWWSC Pension OPEX	CF	9300004215	10/31/2012	1,321.81
53401100	AWWSC Pension OPEX	CF	9300004215	10/31/2012	12.92
53401100	AWWSC Pension OPEX	CF	9300004215	10/31/2012	11.10
53401100	AWWSC Pension OPEX	CF	9300004216	10/31/2012	26.86
53401100	AWWSC Pension OPEX	CF	9300004216	10/31/2012	26.35
53401100	AWWSC Pension OPEX	CF	9300004216	10/31/2012	10.31
53401100	AWWSC Pension OPEX	CF	9300004216	10/31/2012	8.62
53401100	AWWSC Pension OPEX	CF	9300004216	10/31/2012	7.90
53401200	AWWSC Group Ins OPEX	CF	9300003455	10/31/2012	0.35
53401200	AWWSC Group Ins OPEX	CF	9300003456	10/31/2012	8.87
53401200	AWWSC Group Ins OPEX	CF	9300003458	10/31/2012	5,296.98
53401200	AWWSC Group Ins OPEX	CF	9300003459	10/31/2012	100.11
53401200	AWWSC Group Ins OPEX	CF	9300003460	10/31/2012	4,249.76
53401200	AWWSC Group Ins OPEX	CF	9300003473	10/31/2012	22.07

## Kentucky American Water Company

Case No. 2012-00520

Response to PSC DR1, Item 31

Account	Description	Doc Type	Document Number	Posting Date	Amount
53401200	AWWSC Group Ins OPEX	CF	9300003474	10/31/2012	0.91
53401200	AWWSC Group Ins OPEX	CF	9300003475	10/31/2012	(1.11)
53401200	AWWSC Group Ins OPEX	CF	9300003476	10/31/2012	0.16
53401200	AWWSC Group Ins OPEX	CF	9300003487	10/31/2012	4.48
53401200	AWWSC Group Ins OPEX	CF	9300003818	10/31/2012	(19.09)
53401200	AWWSC Group Ins OPEX	CF	9300003819	10/31/2012	6.33
53401200	AWWSC Group Ins OPEX	CF	9300003820	10/31/2012	109.83
53401200	AWWSC Group Ins OPEX	CF	9300003821	10/31/2012	21.05
53401200	AWWSC Group Ins OPEX	CF	9300003822	10/31/2012	40.41
53401200	AWWSC Group Ins OPEX	CF	9300003823	10/31/2012	441.79
53401200	AWWSC Group Ins OPEX	CF	9300003824	10/31/2012	194.64
53401200	AWWSC Group Ins OPEX	CF	9300003825	10/31/2012	266.68
53401200	AWWSC Group Ins OPEX	CF	9300003826	10/31/2012	402.05
53401200	AWWSC Group Ins OPEX	CF	9300003827	10/31/2012	974.81
53401200	AWWSC Group Ins OPEX	CF	9300003828	10/31/2012	3,137.40
53401200	AWWSC Group Ins OPEX	CF	9300003829	10/31/2012	23.11
53401200	AWWSC Group Ins OPEX	CF	9300003830	10/31/2012	240.19
53401200	AWWSC Group Ins OPEX	CF	9300003831	10/31/2012	31.10
53401200	AWWSC Group Ins OPEX	CF	9300003832	10/31/2012	(2.01)
53401200	AWWSC Group Ins OPEX	CF	9300003833	10/31/2012	1.15
53401200	AWWSC Group Ins OPEX	CF	9300003836	10/31/2012	174.67
53401200	AWWSC Group Ins OPEX	CF	9300003837	10/31/2012	2.24
53401200	AWWSC Group Ins OPEX	CF	9300003838	10/31/2012	12.39
53401200	AWWSC Group Ins OPEX	CF	9300003839	10/31/2012	14.93
53401200	AWWSC Group Ins OPEX	CF	9300003841	10/31/2012	0.13
53401200	AWWSC Group Ins OPEX	CF	9300003842	10/31/2012	84.61
53401200	AWWSC Group Ins OPEX	CF	9300003843	10/31/2012	93.89
53401200	AWWSC Group Ins OPEX	CF	9300003844	10/31/2012	40.10
53401200	AWWSC Group Ins OPEX	CF	9300003849	10/31/2012	46.82
53401200	AWWSC Group Ins OPEX	CF	9300003850	10/31/2012	3.09
53401200	AWWSC Group Ins OPEX	CF	9300003851	10/31/2012	428.27
53401200	AWWSC Group Ins OPEX	CF	9300003852	10/31/2012	122.38
53401200	AWWSC Group Ins OPEX	CF	9300003853	10/31/2012	47.69
53401200	AWWSC Group Ins OPEX	CF	9300003854	10/31/2012	75.67
53401200	AWWSC Group Ins OPEX	CF	9300003855	10/31/2012	68.64
53401200	AWWSC Group Ins OPEX	CF	9300003857	10/31/2012	211.99
53401200	AWWSC Group Ins OPEX	CF	9300003859	10/31/2012	46.48
53401200	AWWSC Group Ins OPEX	CF	9300003860	10/31/2012	68.57
53401200	AWWSC Group Ins OPEX	CF	9300003861	10/31/2012	77.35
53401200	AWWSC Group Ins OPEX	CF	9300003862	10/31/2012	46.34
53401200	AWWSC Group Ins OPEX	CF	9300003867	10/31/2012	0.58
53401200	AWWSC Group Ins OPEX	CF	9300003868	10/31/2012	112.11
53401200	AWWSC Group Ins OPEX	CF	9300003870	10/31/2012	27.77
53401200	AWWSC Group Ins OPEX	CF	9300003871	10/31/2012	4.65
53401200	AWWSC Group Ins OPEX	CF	9300003872	10/31/2012	(1.26)
53401200	AWWSC Group Ins OPEX	CF	9300003873	10/31/2012	17.84
53401200	AWWSC Group Ins OPEX	CF	9300003874	10/31/2012	51.51
53401200	AWWSC Group Ins OPEX	CF	9300003875	10/31/2012	12.66
53401200	AWWSC Group Ins OPEX	CF	9300003876	10/31/2012	8.00
53401200	AWWSC Group Ins OPEX	CF	9300003877	10/31/2012	21.59
53401200	AWWSC Group Ins OPEX	CF	9300003878	10/31/2012	2.45
53401200	AWWSC Group Ins OPEX	CF	9300003879	10/31/2012	82.66
53401200	AWWSC Group Ins OPEX	CF	9300003880	10/31/2012	24.73



## Kentucky American Water Company

Case No. 2012-00520

Response to PSC DR1, Item 31

Account	Description	Doc Type	Document Number	Posting Date	Amount
53401200	AWWSC Group Ins OPEX	CF	9300003884	10/31/2012	15.26
53401200	AWWSC Group Ins OPEX	CF	9300003887	10/31/2012	54.45
53401200	AWWSC Group Ins OPEX	CF	9300003888	10/31/2012	20.57
53401200	AWWSC Group Ins OPEX	CF	9300003889	10/31/2012	369.48
53401200	AWWSC Group Ins OPEX	CF	9300003890	10/31/2012	7.79
53401200	AWWSC Group Ins OPEX	CF	9300003893	10/31/2012	6.39
53401200	AWWSC Group Ins OPEX	CF	9300003897	10/31/2012	9.14
53401200	AWWSC Group Ins OPEX	CF	9300003914	10/31/2012	91.07
53401200	AWWSC Group Ins OPEX	CF	9300003915	10/31/2012	99.32
53401200	AWWSC Group Ins OPEX	CF	9300003916	10/31/2012	463.44
53401200	AWWSC Group Ins OPEX	CF	9300003917	10/31/2012	156.70
53401200	AWWSC Group Ins OPEX	CF	9300003918	10/31/2012	120.24
53401200	AWWSC Group Ins OPEX	CF	9300003919	10/31/2012	141.21
53401200	AWWSC Group Ins OPEX	CF	9300003920	10/31/2012	213.47
53401200	AWWSC Group Ins OPEX	CF	9300003921	10/31/2012	191.44
53401200	AWWSC Group Ins OPEX	CF	9300003922	10/31/2012	66.23
53401200	AWWSC Group Ins OPEX	CF	9300003923	10/31/2012	29.13
53401200	AWWSC Group Ins OPEX	CF	9300003924	10/31/2012	207.42
53401200	AWWSC Group Ins OPEX	CF	9300003928	10/31/2012	(11.87)
53401200	AWWSC Group Ins OPEX	CF	9300003929	10/31/2012	180.82
53401200	AWWSC Group Ins OPEX	CF	9300003931	10/31/2012	102.87
53401200	AWWSC Group Ins OPEX	CF	9300003935	10/31/2012	431.82
53401200	AWWSC Group Ins OPEX	CF	9300003936	10/31/2012	175.35
53401200	AWWSC Group Ins OPEX	CF	9300003937	10/31/2012	92.14
53401200	AWWSC Group Ins OPEX	CF	9300003938	10/31/2012	324.18
53401200	AWWSC Group Ins OPEX	CF	9300003939	10/31/2012	109.65
53401200	AWWSC Group Ins OPEX	CF	9300003940	10/31/2012	138.02
53401200	AWWSC Group Ins OPEX	CF	9300003941	10/31/2012	199.68
53401200	AWWSC Group Ins OPEX	CF	9300003942	10/31/2012	226.42
53401200	AWWSC Group Ins OPEX	CF	9300003943	10/31/2012	657.96
53401200	AWWSC Group Ins OPEX	CF	9300003945	10/31/2012	79.94
53401200	AWWSC Group Ins OPEX	CF	9300003946	10/31/2012	103.30
53401200	AWWSC Group Ins OPEX	CF	9300003947	10/31/2012	(0.12)
53401200	AWWSC Group Ins OPEX	CF	9300003949	10/31/2012	68.11
53401200	AWWSC Group Ins OPEX	CF	9300003951	10/31/2012	128.69
53401200	AWWSC Group Ins OPEX	CF	9300003952	10/31/2012	3.91
53401200	AWWSC Group Ins OPEX	CF	9300003955	10/31/2012	58.54
53401200	AWWSC Group Ins OPEX	CF	9300003956	10/31/2012	72.00
53401200	AWWSC Group Ins OPEX	CF	9300003958	10/31/2012	16.17
53401200	AWWSC Group Ins OPEX	CF	9300003960	10/31/2012	24.95
53401200	AWWSC Group Ins OPEX	CF	9300003961	10/31/2012	31.12
53401200	AWWSC Group Ins OPEX	CF	9300003965	10/31/2012	2.95
53401200	AWWSC Group Ins OPEX	CF	9300003968	10/31/2012	2.48
53401200	AWWSC Group Ins OPEX	CF	9300003969	10/31/2012	303.77
53401200	AWWSC Group Ins OPEX	CF	9300003970	10/31/2012	171.81
53401200	AWWSC Group Ins OPEX	CF	9300003971	10/31/2012	39.68
53401200	AWWSC Group Ins OPEX	CF	9300003972	10/31/2012	67.53
53401200	AWWSC Group Ins OPEX	CF	9300003974	10/31/2012	53.18
53401200	AWWSC Group Ins OPEX	CF	9300003977	10/31/2012	41.35
53401200	AWWSC Group Ins OPEX	CF	9300003979	10/31/2012	130.07
53401200	AWWSC Group Ins OPEX	CF	9300003980	10/31/2012	1.42
53401200	AWWSC Group Ins OPEX	CF	9300003983	10/31/2012	478.99
53401200	AWWSC Group Ins OPEX	CF	9300003985	10/31/2012	102.59

## Kentucky American Water Company

Case No. 2012-00520

Response to PSC DR1, Item 31

Account	Description	Doc Type	Document Number	Posting Date	Amount
53401200	AWWSC Group Ins OPEX	CF	9300003989	10/31/2012	30.24
53401200	AWWSC Group Ins OPEX	CF	9300003991	10/31/2012	228.21
53401200	AWWSC Group Ins OPEX	CF	9300003992	10/31/2012	137.97
53401200	AWWSC Group Ins OPEX	CF	9300003993	10/31/2012	95.28
53401200	AWWSC Group Ins OPEX	CF	9300003995	10/31/2012	275.50
53401200	AWWSC Group Ins OPEX	CF	9300003996	10/31/2012	1.97
53401200	AWWSC Group Ins OPEX	CF	9300003997	10/31/2012	137.00
53401200	AWWSC Group Ins OPEX	CF	9300003998	10/31/2012	154.97
53401200	AWWSC Group Ins OPEX	CF	9300004001	10/31/2012	49.62
53401200	AWWSC Group Ins OPEX	CF	9300004003	10/31/2012	99.74
53401200	AWWSC Group Ins OPEX	CF	9300004004	10/31/2012	126.23
53401200	AWWSC Group Ins OPEX	CF	9300004005	10/31/2012	268.67
53401200	AWWSC Group Ins OPEX	CF	9300004007	10/31/2012	5.33
53401200	AWWSC Group Ins OPEX	CF	9300004008	10/31/2012	0.08
53401200	AWWSC Group Ins OPEX	CF	9300004009	10/31/2012	43.11
53401200	AWWSC Group Ins OPEX	CF	9300004010	10/31/2012	0.30
53401200	AWWSC Group Ins OPEX	CF	9300004011	10/31/2012	248.08
53401200	AWWSC Group Ins OPEX	CF	9300004012	10/31/2012	455.00
53401200	AWWSC Group Ins OPEX	CF	9300004015	10/31/2012	75.77
53401200	AWWSC Group Ins OPEX	CF	9300004018	10/31/2012	(0.98)
53401200	AWWSC Group Ins OPEX	CF	9300004019	10/31/2012	200.48
53401200	AWWSC Group Ins OPEX	CF	9300004021	10/31/2012	2,305.57
53401200	AWWSC Group Ins OPEX	CF	9300004022	10/31/2012	341.37
53401200	AWWSC Group Ins OPEX	CF	9300004024	10/31/2012	7.64
53401200	AWWSC Group Ins OPEX	CF	9300004025	10/31/2012	(3.38)
53401200	AWWSC Group Ins OPEX	CF	9300004026	10/31/2012	(0.13)
53401200	AWWSC Group Ins OPEX	CF	9300004027	10/31/2012	7.92
53401200	AWWSC Group Ins OPEX	CF	9300004028	10/31/2012	1.34
53401200	AWWSC Group Ins OPEX	CF	9300004029	10/31/2012	4.90
53401200	AWWSC Group Ins OPEX	CF	9300004030	10/31/2012	0.37
53401200	AWWSC Group Ins OPEX	CF	9300004031	10/31/2012	60.55
53401200	AWWSC Group Ins OPEX	CF	9300004032	10/31/2012	28.35
53401200	AWWSC Group Ins OPEX	CF	9300004033	10/31/2012	4.49
53401200	AWWSC Group Ins OPEX	CF	9300004039	10/31/2012	164.77
53401200	AWWSC Group Ins OPEX	CF	9300004043	10/31/2012	2.74
53401200	AWWSC Group Ins OPEX	CF	9300004046	10/31/2012	612.32
53401200	AWWSC Group Ins OPEX	CF	9300004047	10/31/2012	230.27
53401200	AWWSC Group Ins OPEX	CF	9300004049	10/31/2012	316.39
53401200	AWWSC Group Ins OPEX	CF	9300004051	10/31/2012	236.98
53401200	AWWSC Group Ins OPEX	CF	9300004052	10/31/2012	232.68
53401200	AWWSC Group Ins OPEX	CF	9300004053	10/31/2012	82.09
53401200	AWWSC Group Ins OPEX	CF	9300004055	10/31/2012	136.68
53401200	AWWSC Group Ins OPEX	CF	9300004056	10/31/2012	50.06
53401200	AWWSC Group Ins OPEX	CF	9300004058	10/31/2012	7.17
53401200	AWWSC Group Ins OPEX	CF	9300004059	10/31/2012	302.97
53401200	AWWSC Group Ins OPEX	CF	9300004060	10/31/2012	148.79
53401200	AWWSC Group Ins OPEX	CF	9300004062	10/31/2012	269.44
53401200	AWWSC Group Ins OPEX	CF	9300004063	10/31/2012	32.66
53401200	AWWSC Group Ins OPEX	CF	9300004064	10/31/2012	80.22
53401200	AWWSC Group Ins OPEX	CF	9300004065	10/31/2012	51.04
53401200	AWWSC Group Ins OPEX	CF	9300004066	10/31/2012	776.85
53401200	AWWSC Group Ins OPEX	CF	9300004067	10/31/2012	34.36
53401200	AWWSC Group Ins OPEX	CF	9300004068	10/31/2012	1,015.12

## Kentucky American Water Company

Case No. 2012-00520

Response to PSC DR1, Item 31

Account	Description	Doc Type	Document Number	Posting Date	Amount
53401200	AWWSC Group Ins OPEX	CF	9300004069	10/31/2012	54.35
53401200	AWWSC Group Ins OPEX	CF	9300004070	10/31/2012	2,160.40
53401200	AWWSC Group Ins OPEX	CF	9300004071	10/31/2012	1,229.04
53401200	AWWSC Group Ins OPEX	CF	9300004073	10/31/2012	11.74
53401200	AWWSC Group Ins OPEX	CF	9300004075	10/31/2012	279.77
53401200	AWWSC Group Ins OPEX	CF	9300004076	10/31/2012	383.47
53401200	AWWSC Group Ins OPEX	CF	9300004077	10/31/2012	(2,458.57)
53401200	AWWSC Group Ins OPEX	CF	9300004078	10/31/2012	85.01
53401200	AWWSC Group Ins OPEX	CF	9300004079	10/31/2012	242.29
53401200	AWWSC Group Ins OPEX	CF	9300004080	10/31/2012	858.65
53401200	AWWSC Group Ins OPEX	CF	9300004081	10/31/2012	0.01
53401200	AWWSC Group Ins OPEX	CF	9300004082	10/31/2012	453.82
53401200	AWWSC Group Ins OPEX	CF	9300004083	10/31/2012	1,096.38
53401200	AWWSC Group Ins OPEX	CF	9300004084	10/31/2012	129.21
53401200	AWWSC Group Ins OPEX	CF	9300004085	10/31/2012	66.95
53401200	AWWSC Group Ins OPEX	CF	9300004188	10/31/2012	42.16
53401200	AWWSC Group Ins OPEX	CF	9300004188	10/31/2012	96.58
53401200	AWWSC Group Ins OPEX	CF	9300004188	10/31/2012	95.20
53401200	AWWSC Group Ins OPEX	CF	9300004188	10/31/2012	13.43
53401200	AWWSC Group Ins OPEX	CF	9300004189	10/31/2012	127.09
53401200	AWWSC Group Ins OPEX	CF	9300004189	10/31/2012	82.33
53401200	AWWSC Group Ins OPEX	CF	9300004189	10/31/2012	83.44
53401200	AWWSC Group Ins OPEX	CF	9300004190	10/31/2012	31.19
53401200	AWWSC Group Ins OPEX	CF	9300004190	10/31/2012	97.13
53401200	AWWSC Group Ins OPEX	CF	9300004190	10/31/2012	0.03
53401200	AWWSC Group Ins OPEX	CF	9300004190	10/31/2012	18.85
53401200	AWWSC Group Ins OPEX	CF	9300004190	10/31/2012	(459.85)
53401200	AWWSC Group Ins OPEX	CF	9300004190	10/31/2012	0.41
53401200	AWWSC Group Ins OPEX	CF	9300004191	10/31/2012	51.00
53401200	AWWSC Group Ins OPEX	CF	9300004191	10/31/2012	217.76
53401200	AWWSC Group Ins OPEX	CF	9300004191	10/31/2012	72.01
53401200	AWWSC Group Ins OPEX	CF	9300004191	10/31/2012	57.63
53401200	AWWSC Group Ins OPEX	CF	9300004192	10/31/2012	110.90
53401200	AWWSC Group Ins OPEX	CF	9300004192	10/31/2012	47.71
53401200	AWWSC Group Ins OPEX	CF	9300004192	10/31/2012	52.64
53401200	AWWSC Group Ins OPEX	CF	9300004193	10/31/2012	9.48
53401200	AWWSC Group Ins OPEX	CF	9300004193	10/31/2012	152.26
53401200	AWWSC Group Ins OPEX	CF	9300004193	10/31/2012	228.72
53401200	AWWSC Group Ins OPEX	CF	9300004193	10/31/2012	(6.75)
53401200	AWWSC Group Ins OPEX	CF	9300004193	10/31/2012	156.99
53401200	AWWSC Group Ins OPEX	CF	9300004194	10/31/2012	23.79
53401200	AWWSC Group Ins OPEX	CF	9300004194	10/31/2012	0.26
53401200	AWWSC Group Ins OPEX	CF	9300004195	10/31/2012	48.02
53401200	AWWSC Group Ins OPEX	CF	9300004195	10/31/2012	212.06
53401200	AWWSC Group Ins OPEX	CF	9300004195	10/31/2012	35.50
53401200	AWWSC Group Ins OPEX	CF	9300004195	10/31/2012	142.73
53401200	AWWSC Group Ins OPEX	CF	9300004195	10/31/2012	8.87
53401200	AWWSC Group Ins OPEX	CF	9300004196	10/31/2012	569.86
53401200	AWWSC Group Ins OPEX	CF	9300004196	10/31/2012	32.89
53401200	AWWSC Group Ins OPEX	CF	9300004196	10/31/2012	(7.89)
53401200	AWWSC Group Ins OPEX	CF	9300004196	10/31/2012	5.40
53401200	AWWSC Group Ins OPEX	CF	9300004197	10/31/2012	12.00
53401200	AWWSC Group Ins OPEX	CF	9300004197	10/31/2012	41.54

## Kentucky American Water Company

Case No. 2012-00520

Response to PSC DR1, Item 31

Account	Description	Doc Type	Document Number	Posting Date	Amount
53401200	AWWSC Group Ins OPEX	CF	9300004197	10/31/2012	9.37
53401200	AWWSC Group Ins OPEX	CF	9300004197	10/31/2012	8.93
53401200	AWWSC Group Ins OPEX	CF	9300004197	10/31/2012	(1.69)
53401200	AWWSC Group Ins OPEX	CF	9300004198	10/31/2012	50.90
53401200	AWWSC Group Ins OPEX	CF	9300004198	10/31/2012	81.80
53401200	AWWSC Group Ins OPEX	CF	9300004198	10/31/2012	65.13
53401200	AWWSC Group Ins OPEX	CF	9300004199	10/31/2012	125.58
53401200	AWWSC Group Ins OPEX	CF	9300004199	10/31/2012	74.59
53401200	AWWSC Group Ins OPEX	CF	9300004199	10/31/2012	87.10
53401200	AWWSC Group Ins OPEX	CF	9300004200	10/31/2012	799.28
53401200	AWWSC Group Ins OPEX	CF	9300004200	10/31/2012	149.35
53401200	AWWSC Group Ins OPEX	CF	9300004200	10/31/2012	121.87
53401200	AWWSC Group Ins OPEX	CF	9300004200	10/31/2012	52.34
53401200	AWWSC Group Ins OPEX	CF	9300004200	10/31/2012	132.80
53401200	AWWSC Group Ins OPEX	CF	9300004201	10/31/2012	236.69
53401200	AWWSC Group Ins OPEX	CF	9300004201	10/31/2012	42.40
53401200	AWWSC Group Ins OPEX	CF	9300004201	10/31/2012	631.82
53401200	AWWSC Group Ins OPEX	CF	9300004201	10/31/2012	300.44
53401200	AWWSC Group Ins OPEX	CF	9300004201	10/31/2012	34.28
53401200	AWWSC Group Ins OPEX	CF	9300004202	10/31/2012	97.88
53401200	AWWSC Group Ins OPEX	CF	9300004202	10/31/2012	7.28
53401200	AWWSC Group Ins OPEX	CF	9300004202	10/31/2012	790.30
53401200	AWWSC Group Ins OPEX	CF	9300004202	10/31/2012	106.24
53401200	AWWSC Group Ins OPEX	CF	9300004202	10/31/2012	42.23
53401200	AWWSC Group Ins OPEX	CF	9300004206	10/31/2012	35.94
53401200	AWWSC Group Ins OPEX	CF	9300004206	10/31/2012	58.19
53401200	AWWSC Group Ins OPEX	CF	9300004206	10/31/2012	23.31
53401200	AWWSC Group Ins OPEX	CF	9300004206	10/31/2012	128.43
53401200	AWWSC Group Ins OPEX	CF	9300004207	10/31/2012	(0.29)
53401200	AWWSC Group Ins OPEX	CF	9300004207	10/31/2012	19.60
53401200	AWWSC Group Ins OPEX	CF	9300004207	10/31/2012	53.48
53401200	AWWSC Group Ins OPEX	CF	9300004207	10/31/2012	40.27
53401200	AWWSC Group Ins OPEX	CF	9300004208	10/31/2012	48.56
53401200	AWWSC Group Ins OPEX	CF	9300004208	10/31/2012	22.93
53401200	AWWSC Group Ins OPEX	CF	9300004208	10/31/2012	11.34
53401200	AWWSC Group Ins OPEX	CF	9300004208	10/31/2012	2.24
53401200	AWWSC Group Ins OPEX	CF	9300004209	10/31/2012	19.35
53401200	AWWSC Group Ins OPEX	CF	9300004209	10/31/2012	39.50
53401200	AWWSC Group Ins OPEX	CF	9300004209	10/31/2012	23.94
53401200	AWWSC Group Ins OPEX	CF	9300004209	10/31/2012	4.65
53401200	AWWSC Group Ins OPEX	CF	9300004210	10/31/2012	24.18
53401200	AWWSC Group Ins OPEX	CF	9300004210	10/31/2012	31.77
53401200	AWWSC Group Ins OPEX	CF	9300004210	10/31/2012	21.01
53401200	AWWSC Group Ins OPEX	CF	9300004210	10/31/2012	13.80
53401200	AWWSC Group Ins OPEX	CF	9300004210	10/31/2012	0.60
53401200	AWWSC Group Ins OPEX	CF	9300004211	10/31/2012	2.07
53401200	AWWSC Group Ins OPEX	CF	9300004211	10/31/2012	1.85
53401200	AWWSC Group Ins OPEX	CF	9300004211	10/31/2012	3.34
53401200	AWWSC Group Ins OPEX	CF	9300004211	10/31/2012	2.69
53401200	AWWSC Group Ins OPEX	CF	9300004212	10/31/2012	10.40
53401200	AWWSC Group Ins OPEX	CF	9300004212	10/31/2012	0.92
53401200	AWWSC Group Ins OPEX	CF	9300004212	10/31/2012	(1.79)
53401200	AWWSC Group Ins OPEX	CF	9300004212	10/31/2012	725.94

## Kentucky American Water Company

Case No. 2012-00520

Response to PSC DR1, Item 31

Account	Description	Doc Type	Document Number	Posting Date	Amount
53401200	AWWSC Group Ins OPEX	CF	9300004213	10/31/2012	229.95
53401200	AWWSC Group Ins OPEX	CF	9300004213	10/31/2012	387.63
53401200	AWWSC Group Ins OPEX	CF	9300004213	10/31/2012	233.60
53401200	AWWSC Group Ins OPEX	CF	9300004213	10/31/2012	218.24
53401200	AWWSC Group Ins OPEX	CF	9300004213	10/31/2012	165.44
53401200	AWWSC Group Ins OPEX	CF	9300004214	10/31/2012	560.18
53401200	AWWSC Group Ins OPEX	CF	9300004214	10/31/2012	280.01
53401200	AWWSC Group Ins OPEX	CF	9300004214	10/31/2012	177.46
53401200	AWWSC Group Ins OPEX	CF	9300004215	10/31/2012	351.36
53401200	AWWSC Group Ins OPEX	CF	9300004215	10/31/2012	46.25
53401200	AWWSC Group Ins OPEX	CF	9300004215	10/31/2012	12.02
53401200	AWWSC Group Ins OPEX	CF	9300004215	10/31/2012	2.08
53401200	AWWSC Group Ins OPEX	CF	9300004216	10/31/2012	5.07
53401200	AWWSC Group Ins OPEX	CF	9300004216	10/31/2012	7.47
53401200	AWWSC Group Ins OPEX	CF	9300004216	10/31/2012	1.93
53401200	AWWSC Group Ins OPEX	CF	9300004216	10/31/2012	1.61
53401200	AWWSC Group Ins OPEX	CF	9300004216	10/31/2012	1.48
53401200	AWWSC Group Ins OPEX	CF	9300004216	10/31/2012	0.04
53401300	AWWSC Other Ben OPEX	CF	9300003455	10/31/2012	4.62
53401300	AWWSC Other Ben OPEX	CF	9300003456	10/31/2012	4.42
53401300	AWWSC Other Ben OPEX	CF	9300003458	10/31/2012	219.58
53401300	AWWSC Other Ben OPEX	CF	9300003459	10/31/2012	5.28
53401300	AWWSC Other Ben OPEX	CF	9300003460	10/31/2012	231.74
53401300	AWWSC Other Ben OPEX	CF	9300003473	10/31/2012	13.43
53401300	AWWSC Other Ben OPEX	CF	9300003474	10/31/2012	0.20
53401300	AWWSC Other Ben OPEX	CF	9300003475	10/31/2012	(0.85)
53401300	AWWSC Other Ben OPEX	CF	9300003476	10/31/2012	0.05
53401300	AWWSC Other Ben OPEX	CF	9300003480	10/31/2012	173.25
53401300	AWWSC Other Ben OPEX	CF	9300003486	10/31/2012	29.43
53401300	AWWSC Other Ben OPEX	CF	9300003487	10/31/2012	8.89
53401300	AWWSC Other Ben OPEX	CF	9300003818	10/31/2012	(0.28)
53401300	AWWSC Other Ben OPEX	CF	9300003819	10/31/2012	9.77
53401300	AWWSC Other Ben OPEX	CF	9300003820	10/31/2012	9.08
53401300	AWWSC Other Ben OPEX	CF	9300003822	10/31/2012	4.79
53401300	AWWSC Other Ben OPEX	CF	9300003823	10/31/2012	45.81
53401300	AWWSC Other Ben OPEX	CF	9300003824	10/31/2012	494.22
53401300	AWWSC Other Ben OPEX	CF	9300003825	10/31/2012	37.85
53401300	AWWSC Other Ben OPEX	CF	9300003826	10/31/2012	78.61
53401300	AWWSC Other Ben OPEX	CF	9300003827	10/31/2012	58.98
53401300	AWWSC Other Ben OPEX	CF	9300003828	10/31/2012	133.75
53401300	AWWSC Other Ben OPEX	CF	9300003829	10/31/2012	1.75
53401300	AWWSC Other Ben OPEX	CF	9300003830	10/31/2012	113.24
53401300	AWWSC Other Ben OPEX	CF	9300003831	10/31/2012	663.78
53401300	AWWSC Other Ben OPEX	CF	9300003832	10/31/2012	(0.14)
53401300	AWWSC Other Ben OPEX	CF	9300003833	10/31/2012	17.74
53401300	AWWSC Other Ben OPEX	CF	9300003836	10/31/2012	102.07
53401300	AWWSC Other Ben OPEX	CF	9300003838	10/31/2012	2.74
53401300	AWWSC Other Ben OPEX	CF	9300003841	10/31/2012	1.71
53401300	AWWSC Other Ben OPEX	CF	9300003842	10/31/2012	58.35
53401300	AWWSC Other Ben OPEX	CF	9300003843	10/31/2012	17.02
53401300	AWWSC Other Ben OPEX	CF	9300003844	10/31/2012	26.18
53401300	AWWSC Other Ben OPEX	CF	9300003849	10/31/2012	7.22
53401300	AWWSC Other Ben OPEX	CF	9300003850	10/31/2012	66.82

## Kentucky American Water Company

Case No. 2012-00520

Response to PSC DR1, Item 31

Account	Description	Doc Type	Document Number	Posting Date	Amount
53401300	AWWSC Other Ben OPEX	CF	9300003851	10/31/2012	123.60
53401300	AWWSC Other Ben OPEX	CF	9300003852	10/31/2012	92.58
53401300	AWWSC Other Ben OPEX	CF	9300003853	10/31/2012	52.82
53401300	AWWSC Other Ben OPEX	CF	9300003854	10/31/2012	42.19
53401300	AWWSC Other Ben OPEX	CF	9300003855	10/31/2012	54.31
53401300	AWWSC Other Ben OPEX	CF	9300003857	10/31/2012	24.43
53401300	AWWSC Other Ben OPEX	CF	9300003860	10/31/2012	55.94
53401300	AWWSC Other Ben OPEX	CF	9300003861	10/31/2012	57.89
53401300	AWWSC Other Ben OPEX	CF	9300003862	10/31/2012	22.45
53401300	AWWSC Other Ben OPEX	CF	9300003865	10/31/2012	150.54
53401300	AWWSC Other Ben OPEX	CF	9300003866	10/31/2012	0.77
53401300	AWWSC Other Ben OPEX	CF	9300003867	10/31/2012	1.31
53401300	AWWSC Other Ben OPEX	CF	9300003868	10/31/2012	11.84
53401300	AWWSC Other Ben OPEX	CF	9300003870	10/31/2012	18.43
53401300	AWWSC Other Ben OPEX	CF	9300003871	10/31/2012	2.17
53401300	AWWSC Other Ben OPEX	CF	9300003872	10/31/2012	2.93
53401300	AWWSC Other Ben OPEX	CF	9300003873	10/31/2012	4.33
53401300	AWWSC Other Ben OPEX	CF	9300003874	10/31/2012	18.93
53401300	AWWSC Other Ben OPEX	CF	9300003875	10/31/2012	2.51
53401300	AWWSC Other Ben OPEX	CF	9300003876	10/31/2012	1.15
53401300	AWWSC Other Ben OPEX	CF	9300003877	10/31/2012	8.38
53401300	AWWSC Other Ben OPEX	CF	9300003878	10/31/2012	0.59
53401300	AWWSC Other Ben OPEX	CF	9300003879	10/31/2012	27.64
53401300	AWWSC Other Ben OPEX	CF	9300003880	10/31/2012	4.68
53401300	AWWSC Other Ben OPEX	CF	9300003883	10/31/2012	2.77
53401300	AWWSC Other Ben OPEX	CF	9300003884	10/31/2012	20.69
53401300	AWWSC Other Ben OPEX	CF	9300003885	10/31/2012	2.75
53401300	AWWSC Other Ben OPEX	CF	9300003886	10/31/2012	5.03
53401300	AWWSC Other Ben OPEX	CF	9300003887	10/31/2012	36.52
53401300	AWWSC Other Ben OPEX	CF	9300003888	10/31/2012	7.69
53401300	AWWSC Other Ben OPEX	CF	9300003889	10/31/2012	89.10
53401300	AWWSC Other Ben OPEX	CF	9300003890	10/31/2012	1.04
53401300	AWWSC Other Ben OPEX	CF	9300003897	10/31/2012	1.28
53401300	AWWSC Other Ben OPEX	CF	9300003903	10/31/2012	4.45
53401300	AWWSC Other Ben OPEX	CF	9300003914	10/31/2012	32.23
53401300	AWWSC Other Ben OPEX	CF	9300003915	10/31/2012	20.56
53401300	AWWSC Other Ben OPEX	CF	9300003916	10/31/2012	154.20
53401300	AWWSC Other Ben OPEX	CF	9300003917	10/31/2012	84.83
53401300	AWWSC Other Ben OPEX	CF	9300003918	10/31/2012	47.81
53401300	AWWSC Other Ben OPEX	CF	9300003919	10/31/2012	46.04
53401300	AWWSC Other Ben OPEX	CF	9300003920	10/31/2012	56.21
53401300	AWWSC Other Ben OPEX	CF	9300003921	10/31/2012	118.35
53401300	AWWSC Other Ben OPEX	CF	9300003922	10/31/2012	72.26
53401300	AWWSC Other Ben OPEX	CF	9300003923	10/31/2012	6.46
53401300	AWWSC Other Ben OPEX	CF	9300003924	10/31/2012	124.94
53401300	AWWSC Other Ben OPEX	CF	9300003928	10/31/2012	2.13
53401300	AWWSC Other Ben OPEX	CF	9300003929	10/31/2012	49.65
53401300	AWWSC Other Ben OPEX	CF	9300003930	10/31/2012	745.55
53401300	AWWSC Other Ben OPEX	CF	9300003931	10/31/2012	159.67
53401300	AWWSC Other Ben OPEX	CF	9300003935	10/31/2012	321.78
53401300	AWWSC Other Ben OPEX	CF	9300003936	10/31/2012	285.53
53401300	AWWSC Other Ben OPEX	CF	9300003937	10/31/2012	60.09
53401300	AWWSC Other Ben OPEX	CF	9300003938	10/31/2012	191.69

## Kentucky American Water Company

Case No. 2012-00520

Response to PSC DR1, Item 31

Account	Description	Doc Type	Document Number	Posting Date	Amount
53401300	AWWSC Other Ben OPEX	CF	9300003939	10/31/2012	42.67
53401300	AWWSC Other Ben OPEX	CF	9300003940	10/31/2012	83.28
53401300	AWWSC Other Ben OPEX	CF	9300003941	10/31/2012	118.03
53401300	AWWSC Other Ben OPEX	CF	9300003942	10/31/2012	120.78
53401300	AWWSC Other Ben OPEX	CF	9300003943	10/31/2012	348.31
53401300	AWWSC Other Ben OPEX	CF	9300003945	10/31/2012	30.37
53401300	AWWSC Other Ben OPEX	CF	9300003946	10/31/2012	53.23
53401300	AWWSC Other Ben OPEX	CF	9300003947	10/31/2012	9,513.39
53401300	AWWSC Other Ben OPEX	CF	9300003949	10/31/2012	9.78
53401300	AWWSC Other Ben OPEX	CF	9300003951	10/31/2012	55.42
53401300	AWWSC Other Ben OPEX	CF	9300003952	10/31/2012	3.98
53401300	AWWSC Other Ben OPEX	CF	9300003955	10/31/2012	44.96
53401300	AWWSC Other Ben OPEX	CF	9300003956	10/31/2012	50.63
53401300	AWWSC Other Ben OPEX	CF	9300003957	10/31/2012	3.95
53401300	AWWSC Other Ben OPEX	CF	9300003958	10/31/2012	2.11
53401300	AWWSC Other Ben OPEX	CF	9300003959	10/31/2012	14.40
53401300	AWWSC Other Ben OPEX	CF	9300003960	10/31/2012	25.99
53401300	AWWSC Other Ben OPEX	CF	9300003961	10/31/2012	8.60
53401300	AWWSC Other Ben OPEX	CF	9300003965	10/31/2012	0.90
53401300	AWWSC Other Ben OPEX	CF	9300003968	10/31/2012	16.75
53401300	AWWSC Other Ben OPEX	CF	9300003969	10/31/2012	336.24
53401300	AWWSC Other Ben OPEX	CF	9300003970	10/31/2012	86.66
53401300	AWWSC Other Ben OPEX	CF	9300003971	10/31/2012	0.15
53401300	AWWSC Other Ben OPEX	CF	9300003972	10/31/2012	61.88
53401300	AWWSC Other Ben OPEX	CF	9300003977	10/31/2012	15.41
53401300	AWWSC Other Ben OPEX	CF	9300003979	10/31/2012	42.16
53401300	AWWSC Other Ben OPEX	CF	9300003980	10/31/2012	(0.15)
53401300	AWWSC Other Ben OPEX	CF	9300003983	10/31/2012	156.53
53401300	AWWSC Other Ben OPEX	CF	9300003984	10/31/2012	2.98
53401300	AWWSC Other Ben OPEX	CF	9300003985	10/31/2012	91.74
53401300	AWWSC Other Ben OPEX	CF	9300003989	10/31/2012	19.24
53401300	AWWSC Other Ben OPEX	CF	9300003991	10/31/2012	177.05
53401300	AWWSC Other Ben OPEX	CF	9300003992	10/31/2012	707.21
53401300	AWWSC Other Ben OPEX	CF	9300003993	10/31/2012	31.12
53401300	AWWSC Other Ben OPEX	CF	9300003995	10/31/2012	119.37
53401300	AWWSC Other Ben OPEX	CF	9300003996	10/31/2012	14.41
53401300	AWWSC Other Ben OPEX	CF	9300003997	10/31/2012	61.77
53401300	AWWSC Other Ben OPEX	CF	9300003998	10/31/2012	91.10
53401300	AWWSC Other Ben OPEX	CF	9300003999	10/31/2012	278.25
53401300	AWWSC Other Ben OPEX	CF	9300004001	10/31/2012	(0.25)
53401300	AWWSC Other Ben OPEX	CF	9300004003	10/31/2012	110.46
53401300	AWWSC Other Ben OPEX	CF	9300004004	10/31/2012	100.97
53401300	AWWSC Other Ben OPEX	CF	9300004005	10/31/2012	207.66
53401300	AWWSC Other Ben OPEX	CF	9300004007	10/31/2012	91.93
53401300	AWWSC Other Ben OPEX	CF	9300004008	10/31/2012	0.95
53401300	AWWSC Other Ben OPEX	CF	9300004009	10/31/2012	29.40
53401300	AWWSC Other Ben OPEX	CF	9300004010	10/31/2012	0.07
53401300	AWWSC Other Ben OPEX	CF	9300004011	10/31/2012	329.62
53401300	AWWSC Other Ben OPEX	CF	9300004012	10/31/2012	265.24
53401300	AWWSC Other Ben OPEX	CF	9300004015	10/31/2012	48.01
53401300	AWWSC Other Ben OPEX	CF	9300004018	10/31/2012	(0.13)
53401300	AWWSC Other Ben OPEX	CF	9300004019	10/31/2012	46.75
53401300	AWWSC Other Ben OPEX	CF	9300004021	10/31/2012	379.80

## Kentucky American Water Company

Case No. 2012-00520

Response to PSC DR1, Item 31

Account	Description	Doc Type	Document Number	Posting Date	Amount
53401300	AWWSC Other Ben OPEX	CF	9300004022	10/31/2012	182.61
53401300	AWWSC Other Ben OPEX	CF	9300004023	10/31/2012	23.18
53401300	AWWSC Other Ben OPEX	CF	9300004024	10/31/2012	2.75
53401300	AWWSC Other Ben OPEX	CF	9300004025	10/31/2012	(0.63)
53401300	AWWSC Other Ben OPEX	CF	9300004026	10/31/2012	(1.06)
53401300	AWWSC Other Ben OPEX	CF	9300004027	10/31/2012	3.99
53401300	AWWSC Other Ben OPEX	CF	9300004028	10/31/2012	0.53
53401300	AWWSC Other Ben OPEX	CF	9300004029	10/31/2012	3.28
53401300	AWWSC Other Ben OPEX	CF	9300004030	10/31/2012	5.10
53401300	AWWSC Other Ben OPEX	CF	9300004031	10/31/2012	34.64
53401300	AWWSC Other Ben OPEX	CF	9300004032	10/31/2012	5.23
53401300	AWWSC Other Ben OPEX	CF	9300004033	10/31/2012	2.46
53401300	AWWSC Other Ben OPEX	CF	9300004039	10/31/2012	51.09
53401300	AWWSC Other Ben OPEX	CF	9300004043	10/31/2012	0.45
53401300	AWWSC Other Ben OPEX	CF	9300004046	10/31/2012	206.35
53401300	AWWSC Other Ben OPEX	CF	9300004047	10/31/2012	95.01
53401300	AWWSC Other Ben OPEX	CF	9300004049	10/31/2012	126.50
53401300	AWWSC Other Ben OPEX	CF	9300004051	10/31/2012	103.69
53401300	AWWSC Other Ben OPEX	CF	9300004052	10/31/2012	52.63
53401300	AWWSC Other Ben OPEX	CF	9300004053	10/31/2012	36.39
53401300	AWWSC Other Ben OPEX	CF	9300004054	10/31/2012	6.57
53401300	AWWSC Other Ben OPEX	CF	9300004055	10/31/2012	77.93
53401300	AWWSC Other Ben OPEX	CF	9300004056	10/31/2012	34.45
53401300	AWWSC Other Ben OPEX	CF	9300004057	10/31/2012	426.40
53401300	AWWSC Other Ben OPEX	CF	9300004058	10/31/2012	45.73
53401300	AWWSC Other Ben OPEX	CF	9300004059	10/31/2012	174.24
53401300	AWWSC Other Ben OPEX	CF	9300004060	10/31/2012	23.11
53401300	AWWSC Other Ben OPEX	CF	9300004062	10/31/2012	99.29
53401300	AWWSC Other Ben OPEX	CF	9300004063	10/31/2012	7.84
53401300	AWWSC Other Ben OPEX	CF	9300004065	10/31/2012	25.45
53401300	AWWSC Other Ben OPEX	CF	9300004066	10/31/2012	127.35
53401300	AWWSC Other Ben OPEX	CF	9300004067	10/31/2012	8.46
53401300	AWWSC Other Ben OPEX	CF	9300004068	10/31/2012	520.95
53401300	AWWSC Other Ben OPEX	CF	9300004069	10/31/2012	56.50
53401300	AWWSC Other Ben OPEX	CF	9300004070	10/31/2012	667.84
53401300	AWWSC Other Ben OPEX	CF	9300004071	10/31/2012	419.93
53401300	AWWSC Other Ben OPEX	CF	9300004073	10/31/2012	6.73
53401300	AWWSC Other Ben OPEX	CF	9300004075	10/31/2012	189.78
53401300	AWWSC Other Ben OPEX	CF	9300004076	10/31/2012	80.86
53401300	AWWSC Other Ben OPEX	CF	9300004077	10/31/2012	(551.49)
53401300	AWWSC Other Ben OPEX	CF	9300004078	10/31/2012	50.50
53401300	AWWSC Other Ben OPEX	CF	9300004079	10/31/2012	160.95
53401300	AWWSC Other Ben OPEX	CF	9300004080	10/31/2012	365.91
53401300	AWWSC Other Ben OPEX	CF	9300004081	10/31/2012	0.29
53401300	AWWSC Other Ben OPEX	CF	9300004082	10/31/2012	68.81
53401300	AWWSC Other Ben OPEX	CF	9300004083	10/31/2012	112.58
53401300	AWWSC Other Ben OPEX	CF	9300004084	10/31/2012	27.65
53401300	AWWSC Other Ben OPEX	CF	9300004085	10/31/2012	15.39
53401300	AWWSC Other Ben OPEX	CF	9300004188	10/31/2012	0.22
53401300	AWWSC Other Ben OPEX	CF	9300004188	10/31/2012	36.71
53401300	AWWSC Other Ben OPEX	CF	9300004188	10/31/2012	98.97
53401300	AWWSC Other Ben OPEX	CF	9300004188	10/31/2012	59.07
53401300	AWWSC Other Ben OPEX	CF	9300004188	10/31/2012	7.32



## Kentucky American Water Company

Case No. 2012-00520

Response to PSC DR1, Item 31

Account	Description	Doc Type	Document Number	Posting Date	Amount
53401300	AWWSC Other Ben OPEX	CF	9300004189	10/31/2012	25.74
53401300	AWWSC Other Ben OPEX	CF	9300004189	10/31/2012	20.97
53401300	AWWSC Other Ben OPEX	CF	9300004189	10/31/2012	194.11
53401300	AWWSC Other Ben OPEX	CF	9300004190	10/31/2012	0.90
53401300	AWWSC Other Ben OPEX	CF	9300004190	10/31/2012	(0.25)
53401300	AWWSC Other Ben OPEX	CF	9300004190	10/31/2012	187.32
53401300	AWWSC Other Ben OPEX	CF	9300004191	10/31/2012	196.84
53401300	AWWSC Other Ben OPEX	CF	9300004191	10/31/2012	50.23
53401300	AWWSC Other Ben OPEX	CF	9300004191	10/31/2012	16.77
53401300	AWWSC Other Ben OPEX	CF	9300004192	10/31/2012	12.89
53401300	AWWSC Other Ben OPEX	CF	9300004192	10/31/2012	14.76
53401300	AWWSC Other Ben OPEX	CF	9300004192	10/31/2012	31.26
53401300	AWWSC Other Ben OPEX	CF	9300004193	10/31/2012	24.60
53401300	AWWSC Other Ben OPEX	CF	9300004193	10/31/2012	163.58
53401300	AWWSC Other Ben OPEX	CF	9300004193	10/31/2012	11.84
53401300	AWWSC Other Ben OPEX	CF	9300004193	10/31/2012	47.90
53401300	AWWSC Other Ben OPEX	CF	9300004194	10/31/2012	0.41
53401300	AWWSC Other Ben OPEX	CF	9300004194	10/31/2012	(1.75)
53401300	AWWSC Other Ben OPEX	CF	9300004195	10/31/2012	6.36
53401300	AWWSC Other Ben OPEX	CF	9300004195	10/31/2012	53.59
53401300	AWWSC Other Ben OPEX	CF	9300004195	10/31/2012	32.10
53401300	AWWSC Other Ben OPEX	CF	9300004195	10/31/2012	27.88
53401300	AWWSC Other Ben OPEX	CF	9300004195	10/31/2012	0.78
53401300	AWWSC Other Ben OPEX	CF	9300004196	10/31/2012	10.06
53401300	AWWSC Other Ben OPEX	CF	9300004196	10/31/2012	52.60
53401300	AWWSC Other Ben OPEX	CF	9300004196	10/31/2012	(0.44)
53401300	AWWSC Other Ben OPEX	CF	9300004196	10/31/2012	11.69
53401300	AWWSC Other Ben OPEX	CF	9300004197	10/31/2012	18.55
53401300	AWWSC Other Ben OPEX	CF	9300004197	10/31/2012	47.38
53401300	AWWSC Other Ben OPEX	CF	9300004197	10/31/2012	2.04
53401300	AWWSC Other Ben OPEX	CF	9300004198	10/31/2012	103.48
53401300	AWWSC Other Ben OPEX	CF	9300004198	10/31/2012	10.35
53401300	AWWSC Other Ben OPEX	CF	9300004199	10/31/2012	22.87
53401300	AWWSC Other Ben OPEX	CF	9300004199	10/31/2012	(0.99)
53401300	AWWSC Other Ben OPEX	CF	9300004199	10/31/2012	43.49
53401300	AWWSC Other Ben OPEX	CF	9300004199	10/31/2012	1.94
53401300	AWWSC Other Ben OPEX	CF	9300004200	10/31/2012	168.21
53401300	AWWSC Other Ben OPEX	CF	9300004200	10/31/2012	50.62
53401300	AWWSC Other Ben OPEX	CF	9300004200	10/31/2012	68.13
53401300	AWWSC Other Ben OPEX	CF	9300004200	10/31/2012	36.59
53401300	AWWSC Other Ben OPEX	CF	9300004200	10/31/2012	0.02
53401300	AWWSC Other Ben OPEX	CF	9300004201	10/31/2012	57.97
53401300	AWWSC Other Ben OPEX	CF	9300004201	10/31/2012	171.36
53401300	AWWSC Other Ben OPEX	CF	9300004201	10/31/2012	114.27
53401300	AWWSC Other Ben OPEX	CF	9300004201	10/31/2012	65.24
53401300	AWWSC Other Ben OPEX	CF	9300004201	10/31/2012	0.61
53401300	AWWSC Other Ben OPEX	CF	9300004202	10/31/2012	0.60
53401300	AWWSC Other Ben OPEX	CF	9300004202	10/31/2012	50.90
53401300	AWWSC Other Ben OPEX	CF	9300004202	10/31/2012	203.16
53401300	AWWSC Other Ben OPEX	CF	9300004202	10/31/2012	24.96
53401300	AWWSC Other Ben OPEX	CF	9300004206	10/31/2012	51.76
53401300	AWWSC Other Ben OPEX	CF	9300004206	10/31/2012	96.08
53401300	AWWSC Other Ben OPEX	CF	9300004206	10/31/2012	39.77

## Kentucky American Water Company

Case No. 2012-00520

Response to PSC DR1, Item 31

Account	Description	Doc Type	Document Number	Posting Date	Amount
53401300	AWWSC Other Ben OPEX	CF	9300004206	10/31/2012	29.70
53401300	AWWSC Other Ben OPEX	CF	9300004207	10/31/2012	120.97
53401300	AWWSC Other Ben OPEX	CF	9300004207	10/31/2012	1.59
53401300	AWWSC Other Ben OPEX	CF	9300004207	10/31/2012	94.16
53401300	AWWSC Other Ben OPEX	CF	9300004207	10/31/2012	0.14
53401300	AWWSC Other Ben OPEX	CF	9300004208	10/31/2012	9.06
53401300	AWWSC Other Ben OPEX	CF	9300004208	10/31/2012	10.20
53401300	AWWSC Other Ben OPEX	CF	9300004208	10/31/2012	(7.22)
53401300	AWWSC Other Ben OPEX	CF	9300004208	10/31/2012	63.84
53401300	AWWSC Other Ben OPEX	CF	9300004209	10/31/2012	31.38
53401300	AWWSC Other Ben OPEX	CF	9300004209	10/31/2012	16.31
53401300	AWWSC Other Ben OPEX	CF	9300004209	10/31/2012	28.99
53401300	AWWSC Other Ben OPEX	CF	9300004209	10/31/2012	(2.18)
53401300	AWWSC Other Ben OPEX	CF	9300004210	10/31/2012	(0.52)
53401300	AWWSC Other Ben OPEX	CF	9300004210	10/31/2012	18.31
53401300	AWWSC Other Ben OPEX	CF	9300004210	10/31/2012	(6.96)
53401300	AWWSC Other Ben OPEX	CF	9300004210	10/31/2012	(3.44)
53401300	AWWSC Other Ben OPEX	CF	9300004211	10/31/2012	1.29
53401300	AWWSC Other Ben OPEX	CF	9300004211	10/31/2012	0.39
53401300	AWWSC Other Ben OPEX	CF	9300004211	10/31/2012	0.20
53401300	AWWSC Other Ben OPEX	CF	9300004211	10/31/2012	0.07
53401300	AWWSC Other Ben OPEX	CF	9300004212	10/31/2012	39.70
53401300	AWWSC Other Ben OPEX	CF	9300004212	10/31/2012	(0.05)
53401300	AWWSC Other Ben OPEX	CF	9300004212	10/31/2012	(0.61)
53401300	AWWSC Other Ben OPEX	CF	9300004213	10/31/2012	22.85
53401300	AWWSC Other Ben OPEX	CF	9300004213	10/31/2012	152.48
53401300	AWWSC Other Ben OPEX	CF	9300004213	10/31/2012	259.67
53401300	AWWSC Other Ben OPEX	CF	9300004213	10/31/2012	97.60
53401300	AWWSC Other Ben OPEX	CF	9300004213	10/31/2012	267.84
53401300	AWWSC Other Ben OPEX	CF	9300004214	10/31/2012	96.39
53401300	AWWSC Other Ben OPEX	CF	9300004214	10/31/2012	42.34
53401300	AWWSC Other Ben OPEX	CF	9300004214	10/31/2012	152.97
53401300	AWWSC Other Ben OPEX	CF	9300004215	10/31/2012	254.47
53401300	AWWSC Other Ben OPEX	CF	9300004215	10/31/2012	6.91
53401300	AWWSC Other Ben OPEX	CF	9300004215	10/31/2012	4.65
53401300	AWWSC Other Ben OPEX	CF	9300004215	10/31/2012	0.61
53401300	AWWSC Other Ben OPEX	CF	9300004216	10/31/2012	4.36
53401300	AWWSC Other Ben OPEX	CF	9300004216	10/31/2012	0.21
53401300	AWWSC Other Ben OPEX	CF	9300004216	10/31/2012	0.14
53401300	AWWSC Other Ben OPEX	CF	9300004216	10/31/2012	0.68
53401400	AWWSC Cont Svcs OPEX	CF	9300003458	10/31/2012	8,320.67
53401400	AWWSC Cont Svcs OPEX	CF	9300003460	10/31/2012	8,757.03
53401400	AWWSC Cont Svcs OPEX	CF	9300003461	10/31/2012	93.17
53401400	AWWSC Cont Svcs OPEX	CF	9300003486	10/31/2012	254.14
53401400	AWWSC Cont Svcs OPEX	CF	9300003488	10/31/2012	249.38
53401400	AWWSC Cont Svcs OPEX	CF	9300003826	10/31/2012	88.22
53401400	AWWSC Cont Svcs OPEX	CF	9300003829	10/31/2012	18.52
53401400	AWWSC Cont Svcs OPEX	CF	9300003830	10/31/2012	(327.50)
53401400	AWWSC Cont Svcs OPEX	CF	9300003836	10/31/2012	24.38
53401400	AWWSC Cont Svcs OPEX	CF	9300003840	10/31/2012	5,010.53
53401400	AWWSC Cont Svcs OPEX	CF	9300003842	10/31/2012	2,549.87
53401400	AWWSC Cont Svcs OPEX	CF	9300003844	10/31/2012	(106.61)
53401400	AWWSC Cont Svcs OPEX	CF	9300003846	10/31/2012	83.75

Kentucky American Water Company  
Case No. 2012-00520  
Response to PSC DR1, Item 31

Account	Description	Doc Type	Document Number	Posting Date	Amount
53401400	AWWSC Cont Svcs OPEX	CF	9300003850	10/31/2012	10,867.28
53401400	AWWSC Cont Svcs OPEX	CF	9300003851	10/31/2012	(349.74)
53401400	AWWSC Cont Svcs OPEX	CF	9300003852	10/31/2012	64.06
53401400	AWWSC Cont Svcs OPEX	CF	9300003853	10/31/2012	29.73
53401400	AWWSC Cont Svcs OPEX	CF	9300003854	10/31/2012	3.15
53401400	AWWSC Cont Svcs OPEX	CF	9300003855	10/31/2012	3,540.00
53401400	AWWSC Cont Svcs OPEX	CF	9300003859	10/31/2012	1,086.98
53401400	AWWSC Cont Svcs OPEX	CF	9300003860	10/31/2012	44.72
53401400	AWWSC Cont Svcs OPEX	CF	9300003861	10/31/2012	1,083.45
53401400	AWWSC Cont Svcs OPEX	CF	9300003863	10/31/2012	1,634.18
53401400	AWWSC Cont Svcs OPEX	CF	9300003873	10/31/2012	2.29
53401400	AWWSC Cont Svcs OPEX	CF	9300003889	10/31/2012	308.00
53401400	AWWSC Cont Svcs OPEX	CF	9300003916	10/31/2012	2,705.31
53401400	AWWSC Cont Svcs OPEX	CF	9300003917	10/31/2012	173.81
53401400	AWWSC Cont Svcs OPEX	CF	9300003918	10/31/2012	(2,527.31)
53401400	AWWSC Cont Svcs OPEX	CF	9300003919	10/31/2012	1,501.21
53401400	AWWSC Cont Svcs OPEX	CF	9300003920	10/31/2012	(2.41)
53401400	AWWSC Cont Svcs OPEX	CF	9300003922	10/31/2012	(396.55)
53401400	AWWSC Cont Svcs OPEX	CF	9300003923	10/31/2012	56.60
53401400	AWWSC Cont Svcs OPEX	CF	9300003924	10/31/2012	1,562.84
53401400	AWWSC Cont Svcs OPEX	CF	9300003926	10/31/2012	20.42
53401400	AWWSC Cont Svcs OPEX	CF	9300003929	10/31/2012	332.84
53401400	AWWSC Cont Svcs OPEX	CF	9300003930	10/31/2012	(28.63)
53401400	AWWSC Cont Svcs OPEX	CF	9300003931	10/31/2012	3,767.24
53401400	AWWSC Cont Svcs OPEX	CF	9300003935	10/31/2012	1,510.78
53401400	AWWSC Cont Svcs OPEX	CF	9300003936	10/31/2012	1,418.61
53401400	AWWSC Cont Svcs OPEX	CF	9300003937	10/31/2012	1,078.00
53401400	AWWSC Cont Svcs OPEX	CF	9300003938	10/31/2012	211.02
53401400	AWWSC Cont Svcs OPEX	CF	9300003939	10/31/2012	2,070.87
53401400	AWWSC Cont Svcs OPEX	CF	9300003941	10/31/2012	329.33
53401400	AWWSC Cont Svcs OPEX	CF	9300003942	10/31/2012	4,435.24
53401400	AWWSC Cont Svcs OPEX	CF	9300003943	10/31/2012	(158.14)
53401400	AWWSC Cont Svcs OPEX	CF	9300003945	10/31/2012	6.16
53401400	AWWSC Cont Svcs OPEX	CF	9300003946	10/31/2012	716.09
53401400	AWWSC Cont Svcs OPEX	CF	9300003947	10/31/2012	6,741.92
53401400	AWWSC Cont Svcs OPEX	CF	9300003949	10/31/2012	540.23
53401400	AWWSC Cont Svcs OPEX	CF	9300003951	10/31/2012	123.59
53401400	AWWSC Cont Svcs OPEX	CF	9300003955	10/31/2012	693.18
53401400	AWWSC Cont Svcs OPEX	CF	9300003956	10/31/2012	2.55
53401400	AWWSC Cont Svcs OPEX	CF	9300003963	10/31/2012	7.90
53401400	AWWSC Cont Svcs OPEX	CF	9300003967	10/31/2012	12,658.05
53401400	AWWSC Cont Svcs OPEX	CF	9300003968	10/31/2012	415.61
53401400	AWWSC Cont Svcs OPEX	CF	9300003969	10/31/2012	1,413.42
53401400	AWWSC Cont Svcs OPEX	CF	9300003970	10/31/2012	1,319.29
53401400	AWWSC Cont Svcs OPEX	CF	9300003972	10/31/2012	338.57
53401400	AWWSC Cont Svcs OPEX	CF	9300003983	10/31/2012	4,390.46
53401400	AWWSC Cont Svcs OPEX	CF	9300003985	10/31/2012	250.68
53401400	AWWSC Cont Svcs OPEX	CF	9300003987	10/31/2012	867.56
53401400	AWWSC Cont Svcs OPEX	CF	9300003989	10/31/2012	1,471.48
53401400	AWWSC Cont Svcs OPEX	CF	9300003994	10/31/2012	256.68
53401400	AWWSC Cont Svcs OPEX	CF	9300003995	10/31/2012	629.97
53401400	AWWSC Cont Svcs OPEX	CF	9300003998	10/31/2012	0.77
53401400	AWWSC Cont Svcs OPEX	CF	9300003999	10/31/2012	714.60

## Kentucky American Water Company

Case No. 2012-00520

Response to PSC DR1, Item 31

Account	Description	Doc Type	Document Number	Posting Date	Amount
53401400	AWWSC Cont Svcs OPEX	CF	9300004003	10/31/2012	280.00
53401400	AWWSC Cont Svcs OPEX	CF	9300004007	10/31/2012	658.55
53401400	AWWSC Cont Svcs OPEX	CF	9300004009	10/31/2012	10,933.75
53401400	AWWSC Cont Svcs OPEX	CF	9300004011	10/31/2012	12,579.12
53401400	AWWSC Cont Svcs OPEX	CF	9300004019	10/31/2012	(53.63)
53401400	AWWSC Cont Svcs OPEX	CF	9300004020	10/31/2012	206.00
53401400	AWWSC Cont Svcs OPEX	CF	9300004023	10/31/2012	192.62
53401400	AWWSC Cont Svcs OPEX	CF	9300004026	10/31/2012	23.90
53401400	AWWSC Cont Svcs OPEX	CF	9300004029	10/31/2012	106.45
53401400	AWWSC Cont Svcs OPEX	CF	9300004049	10/31/2012	204.43
53401400	AWWSC Cont Svcs OPEX	CF	9300004053	10/31/2012	69.53
53401400	AWWSC Cont Svcs OPEX	CF	9300004055	10/31/2012	441.79
53401400	AWWSC Cont Svcs OPEX	CF	9300004060	10/31/2012	96.41
53401400	AWWSC Cont Svcs OPEX	CF	9300004079	10/31/2012	173.60
53401400	AWWSC Cont Svcs OPEX	CF	9300004080	10/31/2012	5,733.00
53401400	AWWSC Cont Svcs OPEX	CF	9300004189	10/31/2012	69.20
53401400	AWWSC Cont Svcs OPEX	CF	9300004190	10/31/2012	17.58
53401400	AWWSC Cont Svcs OPEX	CF	9300004191	10/31/2012	0.44
53401400	AWWSC Cont Svcs OPEX	CF	9300004192	10/31/2012	123.96
53401400	AWWSC Cont Svcs OPEX	CF	9300004194	10/31/2012	71.51
53401400	AWWSC Cont Svcs OPEX	CF	9300004194	10/31/2012	133.32
53401400	AWWSC Cont Svcs OPEX	CF	9300004197	10/31/2012	498.76
53401400	AWWSC Cont Svcs OPEX	CF	9300004198	10/31/2012	33.22
53401400	AWWSC Cont Svcs OPEX	CF	9300004199	10/31/2012	1.36
53401400	AWWSC Cont Svcs OPEX	CF	9300004202	10/31/2012	246.02
53401400	AWWSC Cont Svcs OPEX	CF	9300004206	10/31/2012	7.33
53401400	AWWSC Cont Svcs OPEX	CF	9300004206	10/31/2012	(43.34)
53401400	AWWSC Cont Svcs OPEX	CF	9300004210	10/31/2012	135.95
53401400	AWWSC Cont Svcs OPEX	CF	9300004211	10/31/2012	17.11
53401400	AWWSC Cont Svcs OPEX	CF	9300004213	10/31/2012	7.65
53401400	AWWSC Cont Svcs OPEX	CF	9300004213	10/31/2012	133.95
53401400	AWWSC Cont Svcs OPEX	CF	9300004215	10/31/2012	177.71
53401400	AWWSC Cont Svcs OPEX	CF	9300004215	10/31/2012	(0.05)
53401500	AWWSC Off Suppl OPEX	CF	9300003458	10/31/2012	(297.36)
53401500	AWWSC Off Suppl OPEX	CF	9300003460	10/31/2012	(300.92)
53401500	AWWSC Off Suppl OPEX	CF	9300003487	10/31/2012	15.02
53401500	AWWSC Off Suppl OPEX	CF	9300003818	10/31/2012	(204.66)
53401500	AWWSC Off Suppl OPEX	CF	9300003820	10/31/2012	(17.00)
53401500	AWWSC Off Suppl OPEX	CF	9300003823	10/31/2012	(525.84)
53401500	AWWSC Off Suppl OPEX	CF	9300003824	10/31/2012	50.59
53401500	AWWSC Off Suppl OPEX	CF	9300003825	10/31/2012	82.36
53401500	AWWSC Off Suppl OPEX	CF	9300003826	10/31/2012	(125.07)
53401500	AWWSC Off Suppl OPEX	CF	9300003827	10/31/2012	42.38
53401500	AWWSC Off Suppl OPEX	CF	9300003828	10/31/2012	(65.83)
53401500	AWWSC Off Suppl OPEX	CF	9300003830	10/31/2012	472.76
53401500	AWWSC Off Suppl OPEX	CF	9300003831	10/31/2012	386.33
53401500	AWWSC Off Suppl OPEX	CF	9300003835	10/31/2012	0.33
53401500	AWWSC Off Suppl OPEX	CF	9300003836	10/31/2012	125.99
53401500	AWWSC Off Suppl OPEX	CF	9300003846	10/31/2012	14.40
53401500	AWWSC Off Suppl OPEX	CF	9300003850	10/31/2012	11.83
53401500	AWWSC Off Suppl OPEX	CF	9300003851	10/31/2012	318.77
53401500	AWWSC Off Suppl OPEX	CF	9300003853	10/31/2012	182.44
53401500	AWWSC Off Suppl OPEX	CF	9300003854	10/31/2012	299.12

Kentucky American Water Company  
Case No. 2012-00520  
Response to PSC DR1, Item 31

Account	Description	Doc Type	Document Number	Posting Date	Amount
53401500	AWWSC Off Suppl OPEX	CF	9300003857	10/31/2012	7.13
53401500	AWWSC Off Suppl OPEX	CF	9300003860	10/31/2012	23.53
53401500	AWWSC Off Suppl OPEX	CF	9300003861	10/31/2012	5.99
53401500	AWWSC Off Suppl OPEX	CF	9300003866	10/31/2012	(54.28)
53401500	AWWSC Off Suppl OPEX	CF	9300003868	10/31/2012	145.75
53401500	AWWSC Off Suppl OPEX	CF	9300003873	10/31/2012	2.97
53401500	AWWSC Off Suppl OPEX	CF	9300003876	10/31/2012	223.95
53401500	AWWSC Off Suppl OPEX	CF	9300003887	10/31/2012	259.00
53401500	AWWSC Off Suppl OPEX	CF	9300003888	10/31/2012	8.55
53401500	AWWSC Off Suppl OPEX	CF	9300003889	10/31/2012	116.43
53401500	AWWSC Off Suppl OPEX	CF	9300003910	10/31/2012	(0.62)
53401500	AWWSC Off Suppl OPEX	CF	9300003915	10/31/2012	26.36
53401500	AWWSC Off Suppl OPEX	CF	9300003916	10/31/2012	29.65
53401500	AWWSC Off Suppl OPEX	CF	9300003917	10/31/2012	1.13
53401500	AWWSC Off Suppl OPEX	CF	9300003920	10/31/2012	13.22
53401500	AWWSC Off Suppl OPEX	CF	9300003921	10/31/2012	97.55
53401500	AWWSC Off Suppl OPEX	CF	9300003924	10/31/2012	102.48
53401500	AWWSC Off Suppl OPEX	CF	9300003928	10/31/2012	(0.11)
53401500	AWWSC Off Suppl OPEX	CF	9300003930	10/31/2012	(51,586.33)
53401500	AWWSC Off Suppl OPEX	CF	9300003931	10/31/2012	96.56
53401500	AWWSC Off Suppl OPEX	CF	9300003935	10/31/2012	165.70
53401500	AWWSC Off Suppl OPEX	CF	9300003937	10/31/2012	42.92
53401500	AWWSC Off Suppl OPEX	CF	9300003938	10/31/2012	45.29
53401500	AWWSC Off Suppl OPEX	CF	9300003940	10/31/2012	2.34
53401500	AWWSC Off Suppl OPEX	CF	9300003941	10/31/2012	58.81
53401500	AWWSC Off Suppl OPEX	CF	9300003942	10/31/2012	217.25
53401500	AWWSC Off Suppl OPEX	CF	9300003943	10/31/2012	86.25
53401500	AWWSC Off Suppl OPEX	CF	9300003944	10/31/2012	3.29
53401500	AWWSC Off Suppl OPEX	CF	9300003945	10/31/2012	138.69
53401500	AWWSC Off Suppl OPEX	CF	9300003946	10/31/2012	16.33
53401500	AWWSC Off Suppl OPEX	CF	9300003949	10/31/2012	119.19
53401500	AWWSC Off Suppl OPEX	CF	9300003951	10/31/2012	322.93
53401500	AWWSC Off Suppl OPEX	CF	9300003955	10/31/2012	10.15
53401500	AWWSC Off Suppl OPEX	CF	9300003956	10/31/2012	2.59
53401500	AWWSC Off Suppl OPEX	CF	9300003968	10/31/2012	33.52
53401500	AWWSC Off Suppl OPEX	CF	9300003969	10/31/2012	3.85
53401500	AWWSC Off Suppl OPEX	CF	9300003970	10/31/2012	74.28
53401500	AWWSC Off Suppl OPEX	CF	9300003972	10/31/2012	43.72
53401500	AWWSC Off Suppl OPEX	CF	9300003974	10/31/2012	200.69
53401500	AWWSC Off Suppl OPEX	CF	9300003977	10/31/2012	90.50
53401500	AWWSC Off Suppl OPEX	CF	9300003979	10/31/2012	15.06
53401500	AWWSC Off Suppl OPEX	CF	9300003981	10/31/2012	12.57
53401500	AWWSC Off Suppl OPEX	CF	9300003983	10/31/2012	6.67
53401500	AWWSC Off Suppl OPEX	CF	9300003984	10/31/2012	(294.41)
53401500	AWWSC Off Suppl OPEX	CF	9300003985	10/31/2012	2.05
53401500	AWWSC Off Suppl OPEX	CF	9300003991	10/31/2012	(500.13)
53401500	AWWSC Off Suppl OPEX	CF	9300003992	10/31/2012	18.80
53401500	AWWSC Off Suppl OPEX	CF	9300003995	10/31/2012	46.47
53401500	AWWSC Off Suppl OPEX	CF	9300003997	10/31/2012	3.35
53401500	AWWSC Off Suppl OPEX	CF	9300003998	10/31/2012	37.10
53401500	AWWSC Off Suppl OPEX	CF	9300004001	10/31/2012	1.26
53401500	AWWSC Off Suppl OPEX	CF	9300004003	10/31/2012	32.51
53401500	AWWSC Off Suppl OPEX	CF	9300004004	10/31/2012	82.78

## Kentucky American Water Company

Case No. 2012-00520

Response to PSC DR1, Item 31

Account	Description	Doc Type	Document Number	Posting Date	Amount
53401500	AWWSC Off Suppl OPEX	CF	9300004005	10/31/2012	30.30
53401500	AWWSC Off Suppl OPEX	CF	9300004007	10/31/2012	709.14
53401500	AWWSC Off Suppl OPEX	CF	9300004009	10/31/2012	233.38
53401500	AWWSC Off Suppl OPEX	CF	9300004012	10/31/2012	25.62
53401500	AWWSC Off Suppl OPEX	CF	9300004015	10/31/2012	2,394.63
53401500	AWWSC Off Suppl OPEX	CF	9300004016	10/31/2012	(1.52)
53401500	AWWSC Off Suppl OPEX	CF	9300004019	10/31/2012	194.95
53401500	AWWSC Off Suppl OPEX	CF	9300004023	10/31/2012	401.15
53401500	AWWSC Off Suppl OPEX	CF	9300004024	10/31/2012	2.59
53401500	AWWSC Off Suppl OPEX	CF	9300004032	10/31/2012	71.01
53401500	AWWSC Off Suppl OPEX	CF	9300004033	10/31/2012	5.14
53401500	AWWSC Off Suppl OPEX	CF	9300004038	10/31/2012	(141.12)
53401500	AWWSC Off Suppl OPEX	CF	9300004039	10/31/2012	(1,238.69)
53401500	AWWSC Off Suppl OPEX	CF	9300004040	10/31/2012	(155.35)
53401500	AWWSC Off Suppl OPEX	CF	9300004042	10/31/2012	(722.67)
53401500	AWWSC Off Suppl OPEX	CF	9300004046	10/31/2012	486.71
53401500	AWWSC Off Suppl OPEX	CF	9300004047	10/31/2012	334.12
53401500	AWWSC Off Suppl OPEX	CF	9300004049	10/31/2012	43.86
53401500	AWWSC Off Suppl OPEX	CF	9300004052	10/31/2012	68.20
53401500	AWWSC Off Suppl OPEX	CF	9300004053	10/31/2012	2,829.85
53401500	AWWSC Off Suppl OPEX	CF	9300004054	10/31/2012	195.24
53401500	AWWSC Off Suppl OPEX	CF	9300004055	10/31/2012	35.24
53401500	AWWSC Off Suppl OPEX	CF	9300004058	10/31/2012	(3.71)
53401500	AWWSC Off Suppl OPEX	CF	9300004059	10/31/2012	899.46
53401500	AWWSC Off Suppl OPEX	CF	9300004060	10/31/2012	139.50
53401500	AWWSC Off Suppl OPEX	CF	9300004062	10/31/2012	41.57
53401500	AWWSC Off Suppl OPEX	CF	9300004063	10/31/2012	309.49
53401500	AWWSC Off Suppl OPEX	CF	9300004065	10/31/2012	66.46
53401500	AWWSC Off Suppl OPEX	CF	9300004068	10/31/2012	389.92
53401500	AWWSC Off Suppl OPEX	CF	9300004188	10/31/2012	1,410.01
53401500	AWWSC Off Suppl OPEX	CF	9300004188	10/31/2012	223.68
53401500	AWWSC Off Suppl OPEX	CF	9300004188	10/31/2012	137.24
53401500	AWWSC Off Suppl OPEX	CF	9300004188	10/31/2012	192.38
53401500	AWWSC Off Suppl OPEX	CF	9300004189	10/31/2012	198.77
53401500	AWWSC Off Suppl OPEX	CF	9300004189	10/31/2012	794.24
53401500	AWWSC Off Suppl OPEX	CF	9300004189	10/31/2012	678.38
53401500	AWWSC Off Suppl OPEX	CF	9300004189	10/31/2012	103.66
53401500	AWWSC Off Suppl OPEX	CF	9300004190	10/31/2012	241.53
53401500	AWWSC Off Suppl OPEX	CF	9300004190	10/31/2012	2.28
53401500	AWWSC Off Suppl OPEX	CF	9300004190	10/31/2012	87.81
53401500	AWWSC Off Suppl OPEX	CF	9300004191	10/31/2012	34.77
53401500	AWWSC Off Suppl OPEX	CF	9300004191	10/31/2012	859.65
53401500	AWWSC Off Suppl OPEX	CF	9300004191	10/31/2012	68.96
53401500	AWWSC Off Suppl OPEX	CF	9300004191	10/31/2012	84.47
53401500	AWWSC Off Suppl OPEX	CF	9300004192	10/31/2012	20.48
53401500	AWWSC Off Suppl OPEX	CF	9300004192	10/31/2012	14.91
53401500	AWWSC Off Suppl OPEX	CF	9300004192	10/31/2012	17.34
53401500	AWWSC Off Suppl OPEX	CF	9300004193	10/31/2012	96.31
53401500	AWWSC Off Suppl OPEX	CF	9300004193	10/31/2012	16.32
53401500	AWWSC Off Suppl OPEX	CF	9300004193	10/31/2012	69.90
53401500	AWWSC Off Suppl OPEX	CF	9300004194	10/31/2012	258.87
53401500	AWWSC Off Suppl OPEX	CF	9300004194	10/31/2012	1.07
53401500	AWWSC Off Suppl OPEX	CF	9300004194	10/31/2012	1.71

## Kentucky American Water Company

Case No. 2012-00520

Response to PSC DR1, Item 31

Account	Description	Doc Type	Document Number	Posting Date	Amount
53401500	AWWSC Off Suppl OPEX	CF	9300004195	10/31/2012	667.38
53401500	AWWSC Off Suppl OPEX	CF	9300004195	10/31/2012	206.74
53401500	AWWSC Off Suppl OPEX	CF	9300004195	10/31/2012	0.56
53401500	AWWSC Off Suppl OPEX	CF	9300004196	10/31/2012	143.27
53401500	AWWSC Off Suppl OPEX	CF	9300004196	10/31/2012	23.46
53401500	AWWSC Off Suppl OPEX	CF	9300004196	10/31/2012	4.04
53401500	AWWSC Off Suppl OPEX	CF	9300004196	10/31/2012	149.51
53401500	AWWSC Off Suppl OPEX	CF	9300004196	10/31/2012	2.53
53401500	AWWSC Off Suppl OPEX	CF	9300004197	10/31/2012	68.74
53401500	AWWSC Off Suppl OPEX	CF	9300004197	10/31/2012	8.17
53401500	AWWSC Off Suppl OPEX	CF	9300004197	10/31/2012	128.33
53401500	AWWSC Off Suppl OPEX	CF	9300004197	10/31/2012	6.86
53401500	AWWSC Off Suppl OPEX	CF	9300004197	10/31/2012	11.64
53401500	AWWSC Off Suppl OPEX	CF	9300004198	10/31/2012	292.40
53401500	AWWSC Off Suppl OPEX	CF	9300004198	10/31/2012	44.15
53401500	AWWSC Off Suppl OPEX	CF	9300004198	10/31/2012	447.71
53401500	AWWSC Off Suppl OPEX	CF	9300004198	10/31/2012	291.42
53401500	AWWSC Off Suppl OPEX	CF	9300004198	10/31/2012	143.61
53401500	AWWSC Off Suppl OPEX	CF	9300004199	10/31/2012	75.52
53401500	AWWSC Off Suppl OPEX	CF	9300004199	10/31/2012	168.29
53401500	AWWSC Off Suppl OPEX	CF	9300004200	10/31/2012	1,118.32
53401500	AWWSC Off Suppl OPEX	CF	9300004200	10/31/2012	1,182.89
53401500	AWWSC Off Suppl OPEX	CF	9300004200	10/31/2012	3.47
53401500	AWWSC Off Suppl OPEX	CF	9300004200	10/31/2012	88.29
53401500	AWWSC Off Suppl OPEX	CF	9300004200	10/31/2012	689.89
53401500	AWWSC Off Suppl OPEX	CF	9300004201	10/31/2012	619.46
53401500	AWWSC Off Suppl OPEX	CF	9300004201	10/31/2012	105.78
53401500	AWWSC Off Suppl OPEX	CF	9300004201	10/31/2012	462.17
53401500	AWWSC Off Suppl OPEX	CF	9300004201	10/31/2012	9.15
53401500	AWWSC Off Suppl OPEX	CF	9300004201	10/31/2012	107.01
53401500	AWWSC Off Suppl OPEX	CF	9300004202	10/31/2012	434.56
53401500	AWWSC Off Suppl OPEX	CF	9300004202	10/31/2012	70.33
53401500	AWWSC Off Suppl OPEX	CF	9300004202	10/31/2012	192.01
53401500	AWWSC Off Suppl OPEX	CF	9300004202	10/31/2012	220.12
53401500	AWWSC Off Suppl OPEX	CF	9300004202	10/31/2012	9.76
53401500	AWWSC Off Suppl OPEX	CF	9300004206	10/31/2012	117.83
53401500	AWWSC Off Suppl OPEX	CF	9300004206	10/31/2012	23.80
53401500	AWWSC Off Suppl OPEX	CF	9300004207	10/31/2012	193.45
53401500	AWWSC Off Suppl OPEX	CF	9300004207	10/31/2012	29.95
53401500	AWWSC Off Suppl OPEX	CF	9300004207	10/31/2012	221.49
53401500	AWWSC Off Suppl OPEX	CF	9300004207	10/31/2012	13.92
53401500	AWWSC Off Suppl OPEX	CF	9300004208	10/31/2012	5.77
53401500	AWWSC Off Suppl OPEX	CF	9300004208	10/31/2012	1.80
53401500	AWWSC Off Suppl OPEX	CF	9300004208	10/31/2012	168.49
53401500	AWWSC Off Suppl OPEX	CF	9300004208	10/31/2012	135.38
53401500	AWWSC Off Suppl OPEX	CF	9300004208	10/31/2012	33.62
53401500	AWWSC Off Suppl OPEX	CF	9300004209	10/31/2012	50.44
53401500	AWWSC Off Suppl OPEX	CF	9300004209	10/31/2012	28.37
53401500	AWWSC Off Suppl OPEX	CF	9300004209	10/31/2012	31.69
53401500	AWWSC Off Suppl OPEX	CF	9300004209	10/31/2012	121.81
53401500	AWWSC Off Suppl OPEX	CF	9300004209	10/31/2012	10.65
53401500	AWWSC Off Suppl OPEX	CF	9300004210	10/31/2012	68.55
53401500	AWWSC Off Suppl OPEX	CF	9300004210	10/31/2012	2.77

Kentucky American Water Company  
Case No. 2012-00520  
Response to PSC DR1, Item 31

Account	Description	Doc Type	Document Number	Posting Date	Amount
53401500	AWWSC Off Suppl OPEX	CF	9300004210	10/31/2012	13.85
53401500	AWWSC Off Suppl OPEX	CF	9300004210	10/31/2012	29.09
53401500	AWWSC Off Suppl OPEX	CF	9300004211	10/31/2012	39.44
53401500	AWWSC Off Suppl OPEX	CF	9300004211	10/31/2012	4.03
53401500	AWWSC Off Suppl OPEX	CF	9300004211	10/31/2012	22.49
53401500	AWWSC Off Suppl OPEX	CF	9300004211	10/31/2012	64.03
53401500	AWWSC Off Suppl OPEX	CF	9300004211	10/31/2012	42.99
53401500	AWWSC Off Suppl OPEX	CF	9300004212	10/31/2012	28.24
53401500	AWWSC Off Suppl OPEX	CF	9300004212	10/31/2012	38.93
53401500	AWWSC Off Suppl OPEX	CF	9300004212	10/31/2012	735.35
53401500	AWWSC Off Suppl OPEX	CF	9300004213	10/31/2012	1,749.01
53401500	AWWSC Off Suppl OPEX	CF	9300004213	10/31/2012	646.76
53401500	AWWSC Off Suppl OPEX	CF	9300004213	10/31/2012	1,119.08
53401500	AWWSC Off Suppl OPEX	CF	9300004214	10/31/2012	1,247.40
53401500	AWWSC Off Suppl OPEX	CF	9300004214	10/31/2012	318.08
53401500	AWWSC Off Suppl OPEX	CF	9300004214	10/31/2012	1,114.12
53401500	AWWSC Off Suppl OPEX	CF	9300004214	10/31/2012	843.65
53401500	AWWSC Off Suppl OPEX	CF	9300004215	10/31/2012	493.23
53401500	AWWSC Off Suppl OPEX	CF	9300004215	10/31/2012	712.20
53401500	AWWSC Off Suppl OPEX	CF	9300004215	10/31/2012	0.45
53401500	AWWSC Off Suppl OPEX	CF	9300004215	10/31/2012	0.05
53401500	AWWSC Off Suppl OPEX	CF	9300004215	10/31/2012	25.45
53401500	AWWSC Off Suppl OPEX	CF	9300004215	10/31/2012	2.52
53401500	AWWSC Off Suppl OPEX	CF	9300004216	10/31/2012	17.06
53401500	AWWSC Off Suppl OPEX	CF	9300004216	10/31/2012	3.90
53401500	AWWSC Off Suppl OPEX	CF	9300004216	10/31/2012	6.50
53401500	AWWSC Off Suppl OPEX	CF	9300004216	10/31/2012	5.49
53401500	AWWSC Off Suppl OPEX	CF	9300004216	10/31/2012	4.57
53401500	AWWSC Off Suppl OPEX	CF	9300004216	10/31/2012	1.56
53401700	AWWSC Rents OPEX	CF	9300003944	10/31/2012	260.12
53401700	AWWSC Rents OPEX	CF	9300003951	10/31/2012	132.75
53401700	AWWSC Rents OPEX	CF	9300003953	10/31/2012	275.87
53401700	AWWSC Rents OPEX	CF	9300004019	10/31/2012	3.69
53401700	AWWSC Rents OPEX	CF	9300004044	10/31/2012	(701.82)
53401700	AWWSC Rents OPEX	CF	9300004045	10/31/2012	1,600.93
53401700	AWWSC Rents OPEX	CF	9300004048	10/31/2012	29.04
53401700	AWWSC Rents OPEX	CF	9300004049	10/31/2012	197.99
53401700	AWWSC Rents OPEX	CF	9300004051	10/31/2012	16.52
53401700	AWWSC Rents OPEX	CF	9300004052	10/31/2012	507.64
53401700	AWWSC Rents OPEX	CF	9300004053	10/31/2012	2,129.26
53401700	AWWSC Rents OPEX	CF	9300004190	10/31/2012	3,681.61
53401700	AWWSC Rents OPEX	CF	9300004194	10/31/2012	4,161.43
53401700	AWWSC Rents OPEX	CF	9300004198	10/31/2012	673.77
53401700	AWWSC Rents OPEX	CF	9300004199	10/31/2012	4.64
53401700	AWWSC Rents OPEX	CF	9300004200	10/31/2012	2,539.49
53401700	AWWSC Rents OPEX	CF	9300004201	10/31/2012	285.28
53401700	AWWSC Rents OPEX	CF	9300004202	10/31/2012	4,503.31
53401700	AWWSC Rents OPEX	CF	9300004206	10/31/2012	19.62
53401700	AWWSC Rents OPEX	CF	9300004207	10/31/2012	839.47
53401700	AWWSC Rents OPEX	CF	9300004208	10/31/2012	2,776.56
53401700	AWWSC Rents OPEX	CF	9300004212	10/31/2012	53.12
53401700	AWWSC Rents OPEX	CF	9300004214	10/31/2012	1,310.06
53401700	AWWSC Rents OPEX	CF	9300004214	10/31/2012	2,814.42



## Kentucky American Water Company

Case No. 2012-00520

Response to PSC DR1, Item 31

Account	Description	Doc Type	Document Number	Posting Date	Amount
53401700	AWWSC Rents OPEX	CF	9300004215	10/31/2012	11.60
53401700	AWWSC Rents OPEX	CF	9300004215	10/31/2012	140.78
53402100	AWWSC Oth O&M OPEX	CF	9300003454	10/31/2012	1.55
53402100	AWWSC Oth O&M OPEX	CF	9300003458	10/31/2012	19.11
53402100	AWWSC Oth O&M OPEX	CF	9300003460	10/31/2012	22.43
53402100	AWWSC Oth O&M OPEX	CF	9300003478	10/31/2012	(406.20)
53402100	AWWSC Oth O&M OPEX	CF	9300003486	10/31/2012	1.41
53402100	AWWSC Oth O&M OPEX	CF	9300003487	10/31/2012	0.17
53402100	AWWSC Oth O&M OPEX	CF	9300003820	10/31/2012	491.80
53402100	AWWSC Oth O&M OPEX	CF	9300003823	10/31/2012	(12.78)
53402100	AWWSC Oth O&M OPEX	CF	9300003824	10/31/2012	0.02
53402100	AWWSC Oth O&M OPEX	CF	9300003825	10/31/2012	4.64
53402100	AWWSC Oth O&M OPEX	CF	9300003826	10/31/2012	615.72
53402100	AWWSC Oth O&M OPEX	CF	9300003827	10/31/2012	1.11
53402100	AWWSC Oth O&M OPEX	CF	9300003828	10/31/2012	1.35
53402100	AWWSC Oth O&M OPEX	CF	9300003830	10/31/2012	110.13
53402100	AWWSC Oth O&M OPEX	CF	9300003831	10/31/2012	2.77
53402100	AWWSC Oth O&M OPEX	CF	9300003835	10/31/2012	0.42
53402100	AWWSC Oth O&M OPEX	CF	9300003836	10/31/2012	204.44
53402100	AWWSC Oth O&M OPEX	CF	9300003838	10/31/2012	(225.15)
53402100	AWWSC Oth O&M OPEX	CF	9300003843	10/31/2012	5.27
53402100	AWWSC Oth O&M OPEX	CF	9300003844	10/31/2012	2.52
53402100	AWWSC Oth O&M OPEX	CF	9300003846	10/31/2012	152.59
53402100	AWWSC Oth O&M OPEX	CF	9300003847	10/31/2012	0.63
53402100	AWWSC Oth O&M OPEX	CF	9300003848	10/31/2012	20.09
53402100	AWWSC Oth O&M OPEX	CF	9300003850	10/31/2012	179.46
53402100	AWWSC Oth O&M OPEX	CF	9300003851	10/31/2012	7.76
53402100	AWWSC Oth O&M OPEX	CF	9300003852	10/31/2012	2.85
53402100	AWWSC Oth O&M OPEX	CF	9300003853	10/31/2012	24.19
53402100	AWWSC Oth O&M OPEX	CF	9300003854	10/31/2012	46.41
53402100	AWWSC Oth O&M OPEX	CF	9300003855	10/31/2012	14.20
53402100	AWWSC Oth O&M OPEX	CF	9300003856	10/31/2012	4.16
53402100	AWWSC Oth O&M OPEX	CF	9300003857	10/31/2012	7.65
53402100	AWWSC Oth O&M OPEX	CF	9300003859	10/31/2012	1,071.73
53402100	AWWSC Oth O&M OPEX	CF	9300003860	10/31/2012	98.70
53402100	AWWSC Oth O&M OPEX	CF	9300003861	10/31/2012	368.79
53402100	AWWSC Oth O&M OPEX	CF	9300003862	10/31/2012	2.47
53402100	AWWSC Oth O&M OPEX	CF	9300003864	10/31/2012	5.96
53402100	AWWSC Oth O&M OPEX	CF	9300003868	10/31/2012	9.84
53402100	AWWSC Oth O&M OPEX	CF	9300003869	10/31/2012	43.04
53402100	AWWSC Oth O&M OPEX	CF	9300003873	10/31/2012	(577.50)
53402100	AWWSC Oth O&M OPEX	CF	9300003874	10/31/2012	1,136.33
53402100	AWWSC Oth O&M OPEX	CF	9300003875	10/31/2012	0.02
53402100	AWWSC Oth O&M OPEX	CF	9300003882	10/31/2012	(67.00)
53402100	AWWSC Oth O&M OPEX	CF	9300003883	10/31/2012	(1,612.50)
53402100	AWWSC Oth O&M OPEX	CF	9300003884	10/31/2012	(966.78)
53402100	AWWSC Oth O&M OPEX	CF	9300003885	10/31/2012	(979.39)
53402100	AWWSC Oth O&M OPEX	CF	9300003887	10/31/2012	(391.73)
53402100	AWWSC Oth O&M OPEX	CF	9300003888	10/31/2012	(500.92)
53402100	AWWSC Oth O&M OPEX	CF	9300003889	10/31/2012	(437.30)
53402100	AWWSC Oth O&M OPEX	CF	9300003890	10/31/2012	(102.54)
53402100	AWWSC Oth O&M OPEX	CF	9300003891	10/31/2012	(297.70)
53402100	AWWSC Oth O&M OPEX	CF	9300003892	10/31/2012	2.61

## Kentucky American Water Company

Case No. 2012-00520

Response to PSC DR1, Item 31

Account	Description	Doc Type	Document Number	Posting Date	Amount
53402100	AWWSC Oth O&M OPEX	CF	9300003893	10/31/2012	(171.26)
53402100	AWWSC Oth O&M OPEX	CF	9300003894	10/31/2012	(418.20)
53402100	AWWSC Oth O&M OPEX	CF	9300003895	10/31/2012	(275.99)
53402100	AWWSC Oth O&M OPEX	CF	9300003896	10/31/2012	(1,564.12)
53402100	AWWSC Oth O&M OPEX	CF	9300003897	10/31/2012	(1,698.11)
53402100	AWWSC Oth O&M OPEX	CF	9300003898	10/31/2012	(566.57)
53402100	AWWSC Oth O&M OPEX	CF	9300003899	10/31/2012	(53.94)
53402100	AWWSC Oth O&M OPEX	CF	9300003900	10/31/2012	(660.70)
53402100	AWWSC Oth O&M OPEX	CF	9300003901	10/31/2012	(676.71)
53402100	AWWSC Oth O&M OPEX	CF	9300003902	10/31/2012	(1,852.29)
53402100	AWWSC Oth O&M OPEX	CF	9300003903	10/31/2012	(1,174.22)
53402100	AWWSC Oth O&M OPEX	CF	9300003904	10/31/2012	(586.07)
53402100	AWWSC Oth O&M OPEX	CF	9300003905	10/31/2012	(1,205.02)
53402100	AWWSC Oth O&M OPEX	CF	9300003906	10/31/2012	(246.01)
53402100	AWWSC Oth O&M OPEX	CF	9300003907	10/31/2012	(144.63)
53402100	AWWSC Oth O&M OPEX	CF	9300003908	10/31/2012	(1,232.97)
53402100	AWWSC Oth O&M OPEX	CF	9300003909	10/31/2012	2.76
53402100	AWWSC Oth O&M OPEX	CF	9300003910	10/31/2012	(2,552.86)
53402100	AWWSC Oth O&M OPEX	CF	9300003911	10/31/2012	(1,332.70)
53402100	AWWSC Oth O&M OPEX	CF	9300003912	10/31/2012	(858.34)
53402100	AWWSC Oth O&M OPEX	CF	9300003913	10/31/2012	(1,635.76)
53402100	AWWSC Oth O&M OPEX	CF	9300003914	10/31/2012	31.41
53402100	AWWSC Oth O&M OPEX	CF	9300003915	10/31/2012	(192.90)
53402100	AWWSC Oth O&M OPEX	CF	9300003916	10/31/2012	(970.57)
53402100	AWWSC Oth O&M OPEX	CF	9300003918	10/31/2012	(18.99)
53402100	AWWSC Oth O&M OPEX	CF	9300003921	10/31/2012	(1,187.86)
53402100	AWWSC Oth O&M OPEX	CF	9300003922	10/31/2012	(291.01)
53402100	AWWSC Oth O&M OPEX	CF	9300003923	10/31/2012	0.02
53402100	AWWSC Oth O&M OPEX	CF	9300003924	10/31/2012	(147.90)
53402100	AWWSC Oth O&M OPEX	CF	9300003925	10/31/2012	5.79
53402100	AWWSC Oth O&M OPEX	CF	9300003927	10/31/2012	(51.42)
53402100	AWWSC Oth O&M OPEX	CF	9300003928	10/31/2012	(177.75)
53402100	AWWSC Oth O&M OPEX	CF	9300003929	10/31/2012	39.76
53402100	AWWSC Oth O&M OPEX	CF	9300003930	10/31/2012	75,198.53
53402100	AWWSC Oth O&M OPEX	CF	9300003931	10/31/2012	(88.46)
53402100	AWWSC Oth O&M OPEX	CF	9300003932	10/31/2012	(108.22)
53402100	AWWSC Oth O&M OPEX	CF	9300003933	10/31/2012	(864.03)
53402100	AWWSC Oth O&M OPEX	CF	9300003934	10/31/2012	(765.98)
53402100	AWWSC Oth O&M OPEX	CF	9300003935	10/31/2012	23.40
53402100	AWWSC Oth O&M OPEX	CF	9300003936	10/31/2012	132.30
53402100	AWWSC Oth O&M OPEX	CF	9300003937	10/31/2012	13.39
53402100	AWWSC Oth O&M OPEX	CF	9300003938	10/31/2012	52.98
53402100	AWWSC Oth O&M OPEX	CF	9300003939	10/31/2012	12.39
53402100	AWWSC Oth O&M OPEX	CF	9300003940	10/31/2012	(658.56)
53402100	AWWSC Oth O&M OPEX	CF	9300003941	10/31/2012	1,973.83
53402100	AWWSC Oth O&M OPEX	CF	9300003942	10/31/2012	3,077.21
53402100	AWWSC Oth O&M OPEX	CF	9300003943	10/31/2012	(57.95)
53402100	AWWSC Oth O&M OPEX	CF	9300003944	10/31/2012	(88.52)
53402100	AWWSC Oth O&M OPEX	CF	9300003945	10/31/2012	(480.44)
53402100	AWWSC Oth O&M OPEX	CF	9300003946	10/31/2012	161.79
53402100	AWWSC Oth O&M OPEX	CF	9300003947	10/31/2012	(790.31)
53402100	AWWSC Oth O&M OPEX	CF	9300003948	10/31/2012	(338.75)
53402100	AWWSC Oth O&M OPEX	CF	9300003949	10/31/2012	(513.01)

## Kentucky American Water Company

Case No. 2012-00520

Response to PSC DR1, Item 31

Account	Description	Doc Type	Document Number	Posting Date	Amount
53402100	AWWSC Oth O&M OPEX	CF	9300003950	10/31/2012	(8.21)
53402100	AWWSC Oth O&M OPEX	CF	9300003951	10/31/2012	(3,078.95)
53402100	AWWSC Oth O&M OPEX	CF	9300003952	10/31/2012	(888.54)
53402100	AWWSC Oth O&M OPEX	CF	9300003953	10/31/2012	(12.91)
53402100	AWWSC Oth O&M OPEX	CF	9300003954	10/31/2012	(205.79)
53402100	AWWSC Oth O&M OPEX	CF	9300003955	10/31/2012	(45.91)
53402100	AWWSC Oth O&M OPEX	CF	9300003956	10/31/2012	(740.79)
53402100	AWWSC Oth O&M OPEX	CF	9300003959	10/31/2012	3.68
53402100	AWWSC Oth O&M OPEX	CF	9300003962	10/31/2012	(149.06)
53402100	AWWSC Oth O&M OPEX	CF	9300003964	10/31/2012	(425.06)
53402100	AWWSC Oth O&M OPEX	CF	9300003966	10/31/2012	(794.45)
53402100	AWWSC Oth O&M OPEX	CF	9300003968	10/31/2012	40.40
53402100	AWWSC Oth O&M OPEX	CF	9300003969	10/31/2012	47.39
53402100	AWWSC Oth O&M OPEX	CF	9300003970	10/31/2012	26.50
53402100	AWWSC Oth O&M OPEX	CF	9300003971	10/31/2012	27.23
53402100	AWWSC Oth O&M OPEX	CF	9300003972	10/31/2012	(295.90)
53402100	AWWSC Oth O&M OPEX	CF	9300003973	10/31/2012	(948.94)
53402100	AWWSC Oth O&M OPEX	CF	9300003974	10/31/2012	(198.39)
53402100	AWWSC Oth O&M OPEX	CF	9300003976	10/31/2012	(729.80)
53402100	AWWSC Oth O&M OPEX	CF	9300003977	10/31/2012	(2,221.45)
53402100	AWWSC Oth O&M OPEX	CF	9300003978	10/31/2012	(15.11)
53402100	AWWSC Oth O&M OPEX	CF	9300003979	10/31/2012	(1,114.44)
53402100	AWWSC Oth O&M OPEX	CF	9300003980	10/31/2012	(304.97)
53402100	AWWSC Oth O&M OPEX	CF	9300003981	10/31/2012	(44.90)
53402100	AWWSC Oth O&M OPEX	CF	9300003982	10/31/2012	0.95
53402100	AWWSC Oth O&M OPEX	CF	9300003983	10/31/2012	(611.59)
53402100	AWWSC Oth O&M OPEX	CF	9300003984	10/31/2012	(169.88)
53402100	AWWSC Oth O&M OPEX	CF	9300003985	10/31/2012	75.91
53402100	AWWSC Oth O&M OPEX	CF	9300003986	10/31/2012	(916.70)
53402100	AWWSC Oth O&M OPEX	CF	9300003987	10/31/2012	(342.46)
53402100	AWWSC Oth O&M OPEX	CF	9300003988	10/31/2012	(164.96)
53402100	AWWSC Oth O&M OPEX	CF	9300003990	10/31/2012	1.05
53402100	AWWSC Oth O&M OPEX	CF	9300003991	10/31/2012	36.73
53402100	AWWSC Oth O&M OPEX	CF	9300003992	10/31/2012	3.50
53402100	AWWSC Oth O&M OPEX	CF	9300003997	10/31/2012	35.70
53402100	AWWSC Oth O&M OPEX	CF	9300003998	10/31/2012	10.83
53402100	AWWSC Oth O&M OPEX	CF	9300004000	10/31/2012	235.82
53402100	AWWSC Oth O&M OPEX	CF	9300004002	10/31/2012	10.17
53402100	AWWSC Oth O&M OPEX	CF	9300004003	10/31/2012	15.51
53402100	AWWSC Oth O&M OPEX	CF	9300004004	10/31/2012	503.60
53402100	AWWSC Oth O&M OPEX	CF	9300004005	10/31/2012	0.04
53402100	AWWSC Oth O&M OPEX	CF	9300004006	10/31/2012	4,761.54
53402100	AWWSC Oth O&M OPEX	CF	9300004007	10/31/2012	3.38
53402100	AWWSC Oth O&M OPEX	CF	9300004009	10/31/2012	50.07
53402100	AWWSC Oth O&M OPEX	CF	9300004011	10/31/2012	121.32
53402100	AWWSC Oth O&M OPEX	CF	9300004012	10/31/2012	499.47
53402100	AWWSC Oth O&M OPEX	CF	9300004015	10/31/2012	151.63
53402100	AWWSC Oth O&M OPEX	CF	9300004019	10/31/2012	218.85
53402100	AWWSC Oth O&M OPEX	CF	9300004021	10/31/2012	91.51
53402100	AWWSC Oth O&M OPEX	CF	9300004023	10/31/2012	36.44
53402100	AWWSC Oth O&M OPEX	CF	9300004033	10/31/2012	0.80
53402100	AWWSC Oth O&M OPEX	CF	9300004034	10/31/2012	(76.15)
53402100	AWWSC Oth O&M OPEX	CF	9300004035	10/31/2012	11.10

Kentucky American Water Company  
Case No. 2012-00520  
Response to PSC DR1, Item 31

Account	Description	Doc Type	Document Number	Posting Date	Amount
53402100	AWWSC Oth O&M OPEX	CF	9300004036	10/31/2012	17.60
53402100	AWWSC Oth O&M OPEX	CF	9300004037	10/31/2012	6.75
53402100	AWWSC Oth O&M OPEX	CF	9300004039	10/31/2012	34.10
53402100	AWWSC Oth O&M OPEX	CF	9300004040	10/31/2012	24.75
53402100	AWWSC Oth O&M OPEX	CF	9300004041	10/31/2012	8.35
53402100	AWWSC Oth O&M OPEX	CF	9300004046	10/31/2012	89.01
53402100	AWWSC Oth O&M OPEX	CF	9300004047	10/31/2012	38.57
53402100	AWWSC Oth O&M OPEX	CF	9300004048	10/31/2012	5.15
53402100	AWWSC Oth O&M OPEX	CF	9300004049	10/31/2012	29.30
53402100	AWWSC Oth O&M OPEX	CF	9300004050	10/31/2012	8.23
53402100	AWWSC Oth O&M OPEX	CF	9300004051	10/31/2012	28.05
53402100	AWWSC Oth O&M OPEX	CF	9300004052	10/31/2012	29.56
53402100	AWWSC Oth O&M OPEX	CF	9300004053	10/31/2012	69.41
53402100	AWWSC Oth O&M OPEX	CF	9300004054	10/31/2012	103.12
53402100	AWWSC Oth O&M OPEX	CF	9300004059	10/31/2012	38.41
53402100	AWWSC Oth O&M OPEX	CF	9300004060	10/31/2012	0.73
53402100	AWWSC Oth O&M OPEX	CF	9300004061	10/31/2012	9.65
53402100	AWWSC Oth O&M OPEX	CF	9300004062	10/31/2012	7.75
53402100	AWWSC Oth O&M OPEX	CF	9300004063	10/31/2012	12.32
53402100	AWWSC Oth O&M OPEX	CF	9300004072	10/31/2012	2,106.58
53402100	AWWSC Oth O&M OPEX	CF	9300004074	10/31/2012	(1,018.65)
53402100	AWWSC Oth O&M OPEX	CF	9300004188	10/31/2012	92.46
53402100	AWWSC Oth O&M OPEX	CF	9300004188	10/31/2012	108.15
53402100	AWWSC Oth O&M OPEX	CF	9300004188	10/31/2012	90.92
53402100	AWWSC Oth O&M OPEX	CF	9300004188	10/31/2012	60.47
53402100	AWWSC Oth O&M OPEX	CF	9300004189	10/31/2012	112.31
53402100	AWWSC Oth O&M OPEX	CF	9300004189	10/31/2012	29.41
53402100	AWWSC Oth O&M OPEX	CF	9300004189	10/31/2012	68.07
53402100	AWWSC Oth O&M OPEX	CF	9300004189	10/31/2012	36.86
53402100	AWWSC Oth O&M OPEX	CF	9300004190	10/31/2012	1,109.15
53402100	AWWSC Oth O&M OPEX	CF	9300004190	10/31/2012	58.14
53402100	AWWSC Oth O&M OPEX	CF	9300004190	10/31/2012	11.68
53402100	AWWSC Oth O&M OPEX	CF	9300004190	10/31/2012	(418.92)
53402100	AWWSC Oth O&M OPEX	CF	9300004190	10/31/2012	60.65
53402100	AWWSC Oth O&M OPEX	CF	9300004191	10/31/2012	18.38
53402100	AWWSC Oth O&M OPEX	CF	9300004191	10/31/2012	791.37
53402100	AWWSC Oth O&M OPEX	CF	9300004191	10/31/2012	48.69
53402100	AWWSC Oth O&M OPEX	CF	9300004191	10/31/2012	53.97
53402100	AWWSC Oth O&M OPEX	CF	9300004192	10/31/2012	31.33
53402100	AWWSC Oth O&M OPEX	CF	9300004192	10/31/2012	45.44
53402100	AWWSC Oth O&M OPEX	CF	9300004192	10/31/2012	101.62
53402100	AWWSC Oth O&M OPEX	CF	9300004192	10/31/2012	26.07
53402100	AWWSC Oth O&M OPEX	CF	9300004193	10/31/2012	80.55
53402100	AWWSC Oth O&M OPEX	CF	9300004193	10/31/2012	19.38
53402100	AWWSC Oth O&M OPEX	CF	9300004193	10/31/2012	304.27
53402100	AWWSC Oth O&M OPEX	CF	9300004194	10/31/2012	341.66
53402100	AWWSC Oth O&M OPEX	CF	9300004194	10/31/2012	8.76
53402100	AWWSC Oth O&M OPEX	CF	9300004194	10/31/2012	1,218.89
53402100	AWWSC Oth O&M OPEX	CF	9300004194	10/31/2012	1.50
53402100	AWWSC Oth O&M OPEX	CF	9300004195	10/31/2012	24.50
53402100	AWWSC Oth O&M OPEX	CF	9300004195	10/31/2012	71.92
53402100	AWWSC Oth O&M OPEX	CF	9300004196	10/31/2012	448.06
53402100	AWWSC Oth O&M OPEX	CF	9300004196	10/31/2012	23.06

## Kentucky American Water Company

Case No. 2012-00520

Response to PSC DR1, Item 31

Account	Description	Doc Type	Document Number	Posting Date	Amount
53402100	AWWSC Oth O&M OPEX	CF	9300004196	10/31/2012	1.12
53402100	AWWSC Oth O&M OPEX	CF	9300004197	10/31/2012	55.01
53402100	AWWSC Oth O&M OPEX	CF	9300004197	10/31/2012	15.09
53402100	AWWSC Oth O&M OPEX	CF	9300004197	10/31/2012	45.97
53402100	AWWSC Oth O&M OPEX	CF	9300004197	10/31/2012	49.68
53402100	AWWSC Oth O&M OPEX	CF	9300004198	10/31/2012	236.26
53402100	AWWSC Oth O&M OPEX	CF	9300004198	10/31/2012	24.52
53402100	AWWSC Oth O&M OPEX	CF	9300004198	10/31/2012	54.02
53402100	AWWSC Oth O&M OPEX	CF	9300004198	10/31/2012	106.79
53402100	AWWSC Oth O&M OPEX	CF	9300004199	10/31/2012	63.56
53402100	AWWSC Oth O&M OPEX	CF	9300004199	10/31/2012	77.58
53402100	AWWSC Oth O&M OPEX	CF	9300004199	10/31/2012	177.05
53402100	AWWSC Oth O&M OPEX	CF	9300004199	10/31/2012	90.49
53402100	AWWSC Oth O&M OPEX	CF	9300004199	10/31/2012	26.94
53402100	AWWSC Oth O&M OPEX	CF	9300004199	10/31/2012	3.58
53402100	AWWSC Oth O&M OPEX	CF	9300004199	10/31/2012	45.73
53402100	AWWSC Oth O&M OPEX	CF	9300004200	10/31/2012	327.75
53402100	AWWSC Oth O&M OPEX	CF	9300004200	10/31/2012	315.96
53402100	AWWSC Oth O&M OPEX	CF	9300004200	10/31/2012	2,490.55
53402100	AWWSC Oth O&M OPEX	CF	9300004200	10/31/2012	68.58
53402100	AWWSC Oth O&M OPEX	CF	9300004200	10/31/2012	175.01
53402100	AWWSC Oth O&M OPEX	CF	9300004200	10/31/2012	62.33
53402100	AWWSC Oth O&M OPEX	CF	9300004201	10/31/2012	156.07
53402100	AWWSC Oth O&M OPEX	CF	9300004201	10/31/2012	46.44
53402100	AWWSC Oth O&M OPEX	CF	9300004201	10/31/2012	99.68
53402100	AWWSC Oth O&M OPEX	CF	9300004201	10/31/2012	121.82
53402100	AWWSC Oth O&M OPEX	CF	9300004202	10/31/2012	(829.15)
53402100	AWWSC Oth O&M OPEX	CF	9300004202	10/31/2012	9.57
53402100	AWWSC Oth O&M OPEX	CF	9300004202	10/31/2012	2,165.32
53402100	AWWSC Oth O&M OPEX	CF	9300004202	10/31/2012	194.72
53402100	AWWSC Oth O&M OPEX	CF	9300004206	10/31/2012	12,170.24
53402100	AWWSC Oth O&M OPEX	CF	9300004206	10/31/2012	443.91
53402100	AWWSC Oth O&M OPEX	CF	9300004206	10/31/2012	17.75
53402100	AWWSC Oth O&M OPEX	CF	9300004206	10/31/2012	91.07
53402100	AWWSC Oth O&M OPEX	CF	9300004206	10/31/2012	559.42
53402100	AWWSC Oth O&M OPEX	CF	9300004207	10/31/2012	47.38
53402100	AWWSC Oth O&M OPEX	CF	9300004207	10/31/2012	7.22
53402100	AWWSC Oth O&M OPEX	CF	9300004207	10/31/2012	40.11
53402100	AWWSC Oth O&M OPEX	CF	9300004207	10/31/2012	149.20
53402100	AWWSC Oth O&M OPEX	CF	9300004208	10/31/2012	582.57
53402100	AWWSC Oth O&M OPEX	CF	9300004208	10/31/2012	12.01
53402100	AWWSC Oth O&M OPEX	CF	9300004208	10/31/2012	170.18
53402100	AWWSC Oth O&M OPEX	CF	9300004208	10/31/2012	371.39
53402100	AWWSC Oth O&M OPEX	CF	9300004208	10/31/2012	18,984.82
53402100	AWWSC Oth O&M OPEX	CF	9300004208	10/31/2012	70.66
53402100	AWWSC Oth O&M OPEX	CF	9300004209	10/31/2012	192.01
53402100	AWWSC Oth O&M OPEX	CF	9300004209	10/31/2012	326.78
53402100	AWWSC Oth O&M OPEX	CF	9300004209	10/31/2012	69.54
53402100	AWWSC Oth O&M OPEX	CF	9300004209	10/31/2012	68.03
53402100	AWWSC Oth O&M OPEX	CF	9300004209	10/31/2012	2,669.04
53402100	AWWSC Oth O&M OPEX	CF	9300004210	10/31/2012	8,443.64
53402100	AWWSC Oth O&M OPEX	CF	9300004210	10/31/2012	37.41
53402100	AWWSC Oth O&M OPEX	CF	9300004210	10/31/2012	39.14

Kentucky American Water Company  
Case No. 2012-00520  
Response to PSC DR1, Item 31

Account	Description	Doc Type	Document Number	Posting Date	Amount
53402100	AWWSC Oth O&M OPEX	CF	9300004210	10/31/2012	2,188.32
53402100	AWWSC Oth O&M OPEX	CF	9300004211	10/31/2012	30.16
53402100	AWWSC Oth O&M OPEX	CF	9300004211	10/31/2012	2.56
53402100	AWWSC Oth O&M OPEX	CF	9300004211	10/31/2012	2.23
53402100	AWWSC Oth O&M OPEX	CF	9300004211	10/31/2012	2.63
53402100	AWWSC Oth O&M OPEX	CF	9300004211	10/31/2012	3.54
53402100	AWWSC Oth O&M OPEX	CF	9300004212	10/31/2012	1.59
53402100	AWWSC Oth O&M OPEX	CF	9300004212	10/31/2012	1.50
53402100	AWWSC Oth O&M OPEX	CF	9300004212	10/31/2012	682.34
53402100	AWWSC Oth O&M OPEX	CF	9300004213	10/31/2012	362.49
53402100	AWWSC Oth O&M OPEX	CF	9300004213	10/31/2012	219.52
53402100	AWWSC Oth O&M OPEX	CF	9300004213	10/31/2012	279.59
53402100	AWWSC Oth O&M OPEX	CF	9300004213	10/31/2012	16.70
53402100	AWWSC Oth O&M OPEX	CF	9300004214	10/31/2012	358.10
53402100	AWWSC Oth O&M OPEX	CF	9300004214	10/31/2012	(405.30)
53402100	AWWSC Oth O&M OPEX	CF	9300004214	10/31/2012	467.07
53402100	AWWSC Oth O&M OPEX	CF	9300004214	10/31/2012	194.30
53402100	AWWSC Oth O&M OPEX	CF	9300004214	10/31/2012	490.28
53402100	AWWSC Oth O&M OPEX	CF	9300004215	10/31/2012	302.13
53402100	AWWSC Oth O&M OPEX	CF	9300004215	10/31/2012	8.62
53402100	AWWSC Oth O&M OPEX	CF	9300004215	10/31/2012	12.84
53402100	AWWSC Oth O&M OPEX	CF	9300004215	10/31/2012	2.85
53402100	AWWSC Oth O&M OPEX	CF	9300004216	10/31/2012	1.99
53402100	AWWSC Oth O&M OPEX	CF	9300004216	10/31/2012	1.44
53402100	AWWSC Oth O&M OPEX	CF	9300004216	10/31/2012	2.40
53402100	AWWSC Oth O&M OPEX	CF	9300004216	10/31/2012	(1.65)
53402100	AWWSC Oth O&M OPEX	CF	9300004216	10/31/2012	1.08
53402100	AWWSC Oth O&M OPEX	CF	9300004216	10/31/2012	0.05
53402200	AWWSC Dpr/Amrt OPEX	CF	9300004189	10/31/2012	132.84
53402200	AWWSC Dpr/Amrt OPEX	CF	9300004190	10/31/2012	4,498.86
53402200	AWWSC Dpr/Amrt OPEX	CF	9300004190	10/31/2012	801.42
53402200	AWWSC Dpr/Amrt OPEX	CF	9300004194	10/31/2012	45.67
53402200	AWWSC Dpr/Amrt OPEX	CF	9300004194	10/31/2012	666.02
53402200	AWWSC Dpr/Amrt OPEX	CF	9300004198	10/31/2012	154.33
53402200	AWWSC Dpr/Amrt OPEX	CF	9300004198	10/31/2012	365.97
53402200	AWWSC Dpr/Amrt OPEX	CF	9300004199	10/31/2012	99.71
53402200	AWWSC Dpr/Amrt OPEX	CF	9300004199	10/31/2012	23.75
53402200	AWWSC Dpr/Amrt OPEX	CF	9300004200	10/31/2012	1,304.86
53402200	AWWSC Dpr/Amrt OPEX	CF	9300004201	10/31/2012	4,496.87
53402200	AWWSC Dpr/Amrt OPEX	CF	9300004202	10/31/2012	450.46
53402200	AWWSC Dpr/Amrt OPEX	CF	9300004202	10/31/2012	1,998.37
53402200	AWWSC Dpr/Amrt OPEX	CF	9300004202	10/31/2012	1,925.33
53402200	AWWSC Dpr/Amrt OPEX	CF	9300004206	10/31/2012	7.44
53402200	AWWSC Dpr/Amrt OPEX	CF	9300004207	10/31/2012	53,107.69
53402200	AWWSC Dpr/Amrt OPEX	CF	9300004208	10/31/2012	2,592.47
53402200	AWWSC Dpr/Amrt OPEX	CF	9300004209	10/31/2012	3,944.99
53402200	AWWSC Dpr/Amrt OPEX	CF	9300004212	10/31/2012	86.48
53402200	AWWSC Dpr/Amrt OPEX	CF	9300004212	10/31/2012	7.47
53402200	AWWSC Dpr/Amrt OPEX	CF	9300004214	10/31/2012	2,099.69
53402200	AWWSC Dpr/Amrt OPEX	CF	9300004215	10/31/2012	2.48
53402300	AWWSC Gen Tax OPEX	CF	9300003455	10/31/2012	3.89
53402300	AWWSC Gen Tax OPEX	CF	9300003456	10/31/2012	3.67
53402300	AWWSC Gen Tax OPEX	CF	9300003458	10/31/2012	2,063.76

Kentucky American Water Company  
Case No. 2012-00520  
Response to PSC DR1, Item 31

Account	Description	Doc Type	Document Number	Posting Date	Amount
53402300	AWWSC Gen Tax OPEX	CF	9300003459	10/31/2012	33.64
53402300	AWWSC Gen Tax OPEX	CF	9300003460	10/31/2012	1,492.39
53402300	AWWSC Gen Tax OPEX	CF	9300003473	10/31/2012	10.57
53402300	AWWSC Gen Tax OPEX	CF	9300003474	10/31/2012	0.56
53402300	AWWSC Gen Tax OPEX	CF	9300003475	10/31/2012	(1.17)
53402300	AWWSC Gen Tax OPEX	CF	9300003476	10/31/2012	0.15
53402300	AWWSC Gen Tax OPEX	CF	9300003487	10/31/2012	13.49
53402300	AWWSC Gen Tax OPEX	CF	9300003818	10/31/2012	(4.88)
53402300	AWWSC Gen Tax OPEX	CF	9300003819	10/31/2012	29.83
53402300	AWWSC Gen Tax OPEX	CF	9300003820	10/31/2012	17.95
53402300	AWWSC Gen Tax OPEX	CF	9300003821	10/31/2012	14.51
53402300	AWWSC Gen Tax OPEX	CF	9300003822	10/31/2012	6.33
53402300	AWWSC Gen Tax OPEX	CF	9300003823	10/31/2012	145.43
53402300	AWWSC Gen Tax OPEX	CF	9300003824	10/31/2012	62.47
53402300	AWWSC Gen Tax OPEX	CF	9300003825	10/31/2012	121.11
53402300	AWWSC Gen Tax OPEX	CF	9300003826	10/31/2012	137.12
53402300	AWWSC Gen Tax OPEX	CF	9300003827	10/31/2012	240.76
53402300	AWWSC Gen Tax OPEX	CF	9300003828	10/31/2012	899.16
53402300	AWWSC Gen Tax OPEX	CF	9300003829	10/31/2012	3.72
53402300	AWWSC Gen Tax OPEX	CF	9300003830	10/31/2012	71.36
53402300	AWWSC Gen Tax OPEX	CF	9300003831	10/31/2012	28.86
53402300	AWWSC Gen Tax OPEX	CF	9300003832	10/31/2012	(0.49)
53402300	AWWSC Gen Tax OPEX	CF	9300003833	10/31/2012	2.72
53402300	AWWSC Gen Tax OPEX	CF	9300003836	10/31/2012	97.70
53402300	AWWSC Gen Tax OPEX	CF	9300003837	10/31/2012	1.07
53402300	AWWSC Gen Tax OPEX	CF	9300003838	10/31/2012	3.55
53402300	AWWSC Gen Tax OPEX	CF	9300003839	10/31/2012	7.17
53402300	AWWSC Gen Tax OPEX	CF	9300003841	10/31/2012	1.37
53402300	AWWSC Gen Tax OPEX	CF	9300003842	10/31/2012	49.29
53402300	AWWSC Gen Tax OPEX	CF	9300003843	10/31/2012	45.59
53402300	AWWSC Gen Tax OPEX	CF	9300003844	10/31/2012	41.06
53402300	AWWSC Gen Tax OPEX	CF	9300003845	10/31/2012	4.48
53402300	AWWSC Gen Tax OPEX	CF	9300003849	10/31/2012	21.77
53402300	AWWSC Gen Tax OPEX	CF	9300003850	10/31/2012	10.45
53402300	AWWSC Gen Tax OPEX	CF	9300003851	10/31/2012	194.60
53402300	AWWSC Gen Tax OPEX	CF	9300003852	10/31/2012	92.83
53402300	AWWSC Gen Tax OPEX	CF	9300003853	10/31/2012	7.84
53402300	AWWSC Gen Tax OPEX	CF	9300003854	10/31/2012	25.53
53402300	AWWSC Gen Tax OPEX	CF	9300003855	10/31/2012	38.16
53402300	AWWSC Gen Tax OPEX	CF	9300003857	10/31/2012	89.80
53402300	AWWSC Gen Tax OPEX	CF	9300003859	10/31/2012	0.50
53402300	AWWSC Gen Tax OPEX	CF	9300003860	10/31/2012	49.70
53402300	AWWSC Gen Tax OPEX	CF	9300003861	10/31/2012	66.32
53402300	AWWSC Gen Tax OPEX	CF	9300003862	10/31/2012	17.07
53402300	AWWSC Gen Tax OPEX	CF	9300003866	10/31/2012	1.55
53402300	AWWSC Gen Tax OPEX	CF	9300003867	10/31/2012	2.59
53402300	AWWSC Gen Tax OPEX	CF	9300003868	10/31/2012	22.18
53402300	AWWSC Gen Tax OPEX	CF	9300003870	10/31/2012	14.15
53402300	AWWSC Gen Tax OPEX	CF	9300003871	10/31/2012	1.75
53402300	AWWSC Gen Tax OPEX	CF	9300003872	10/31/2012	9.14
53402300	AWWSC Gen Tax OPEX	CF	9300003873	10/31/2012	13.00
53402300	AWWSC Gen Tax OPEX	CF	9300003874	10/31/2012	33.79
53402300	AWWSC Gen Tax OPEX	CF	9300003875	10/31/2012	7.38

Kentucky American Water Company  
Case No. 2012-00520  
Response to PSC DR1, Item 31

Account	Description	Doc Type	Document Number	Posting Date	Amount
53402300	AWWSC Gen Tax OPEX	CF	9300003876	10/31/2012	5.82
53402300	AWWSC Gen Tax OPEX	CF	9300003877	10/31/2012	8.19
53402300	AWWSC Gen Tax OPEX	CF	9300003878	10/31/2012	0.37
53402300	AWWSC Gen Tax OPEX	CF	9300003879	10/31/2012	27.76
53402300	AWWSC Gen Tax OPEX	CF	9300003880	10/31/2012	13.88
53402300	AWWSC Gen Tax OPEX	CF	9300003884	10/31/2012	10.76
53402300	AWWSC Gen Tax OPEX	CF	9300003887	10/31/2012	11.35
53402300	AWWSC Gen Tax OPEX	CF	9300003888	10/31/2012	23.04
53402300	AWWSC Gen Tax OPEX	CF	9300003889	10/31/2012	133.73
53402300	AWWSC Gen Tax OPEX	CF	9300003890	10/31/2012	2.88
53402300	AWWSC Gen Tax OPEX	CF	9300003893	10/31/2012	3.16
53402300	AWWSC Gen Tax OPEX	CF	9300003897	10/31/2012	3.66
53402300	AWWSC Gen Tax OPEX	CF	9300003914	10/31/2012	45.44
53402300	AWWSC Gen Tax OPEX	CF	9300003915	10/31/2012	34.55
53402300	AWWSC Gen Tax OPEX	CF	9300003916	10/31/2012	232.70
53402300	AWWSC Gen Tax OPEX	CF	9300003917	10/31/2012	98.07
53402300	AWWSC Gen Tax OPEX	CF	9300003918	10/31/2012	63.68
53402300	AWWSC Gen Tax OPEX	CF	9300003919	10/31/2012	66.65
53402300	AWWSC Gen Tax OPEX	CF	9300003920	10/31/2012	119.25
53402300	AWWSC Gen Tax OPEX	CF	9300003921	10/31/2012	70.85
53402300	AWWSC Gen Tax OPEX	CF	9300003922	10/31/2012	60.36
53402300	AWWSC Gen Tax OPEX	CF	9300003923	10/31/2012	4.78
53402300	AWWSC Gen Tax OPEX	CF	9300003924	10/31/2012	76.13
53402300	AWWSC Gen Tax OPEX	CF	9300003928	10/31/2012	(1.83)
53402300	AWWSC Gen Tax OPEX	CF	9300003929	10/31/2012	69.57
53402300	AWWSC Gen Tax OPEX	CF	9300003931	10/31/2012	61.50
53402300	AWWSC Gen Tax OPEX	CF	9300003935	10/31/2012	280.72
53402300	AWWSC Gen Tax OPEX	CF	9300003936	10/31/2012	91.34
53402300	AWWSC Gen Tax OPEX	CF	9300003937	10/31/2012	62.05
53402300	AWWSC Gen Tax OPEX	CF	9300003938	10/31/2012	146.21
53402300	AWWSC Gen Tax OPEX	CF	9300003939	10/31/2012	67.10
53402300	AWWSC Gen Tax OPEX	CF	9300003940	10/31/2012	25.93
53402300	AWWSC Gen Tax OPEX	CF	9300003941	10/31/2012	81.46
53402300	AWWSC Gen Tax OPEX	CF	9300003942	10/31/2012	169.37
53402300	AWWSC Gen Tax OPEX	CF	9300003943	10/31/2012	377.99
53402300	AWWSC Gen Tax OPEX	CF	9300003945	10/31/2012	22.72
53402300	AWWSC Gen Tax OPEX	CF	9300003946	10/31/2012	26.71
53402300	AWWSC Gen Tax OPEX	CF	9300003947	10/31/2012	(0.21)
53402300	AWWSC Gen Tax OPEX	CF	9300003949	10/31/2012	155.33
53402300	AWWSC Gen Tax OPEX	CF	9300003951	10/31/2012	70.40
53402300	AWWSC Gen Tax OPEX	CF	9300003952	10/31/2012	2.89
53402300	AWWSC Gen Tax OPEX	CF	9300003955	10/31/2012	37.68
53402300	AWWSC Gen Tax OPEX	CF	9300003956	10/31/2012	27.24
53402300	AWWSC Gen Tax OPEX	CF	9300003958	10/31/2012	7.97
53402300	AWWSC Gen Tax OPEX	CF	9300003960	10/31/2012	5.43
53402300	AWWSC Gen Tax OPEX	CF	9300003961	10/31/2012	6.89
53402300	AWWSC Gen Tax OPEX	CF	9300003965	10/31/2012	1.20
53402300	AWWSC Gen Tax OPEX	CF	9300003968	10/31/2012	24.33
53402300	AWWSC Gen Tax OPEX	CF	9300003969	10/31/2012	300.15
53402300	AWWSC Gen Tax OPEX	CF	9300003970	10/31/2012	128.61
53402300	AWWSC Gen Tax OPEX	CF	9300003971	10/31/2012	6.84
53402300	AWWSC Gen Tax OPEX	CF	9300003972	10/31/2012	49.78
53402300	AWWSC Gen Tax OPEX	CF	9300003974	10/31/2012	115.35



Kentucky American Water Company  
Case No. 2012-00520  
Response to PSC DR1, Item 31

Account	Description	Doc Type	Document Number	Posting Date	Amount
53402300	AWWSC Gen Tax OPEX	CF	9300003977	10/31/2012	18.35
53402300	AWWSC Gen Tax OPEX	CF	9300003979	10/31/2012	63.31
53402300	AWWSC Gen Tax OPEX	CF	9300003980	10/31/2012	(0.10)
53402300	AWWSC Gen Tax OPEX	CF	9300003983	10/31/2012	233.77
53402300	AWWSC Gen Tax OPEX	CF	9300003985	10/31/2012	51.43
53402300	AWWSC Gen Tax OPEX	CF	9300003989	10/31/2012	15.72
53402300	AWWSC Gen Tax OPEX	CF	9300003991	10/31/2012	64.11
53402300	AWWSC Gen Tax OPEX	CF	9300003992	10/31/2012	66.26
53402300	AWWSC Gen Tax OPEX	CF	9300003993	10/31/2012	37.72
53402300	AWWSC Gen Tax OPEX	CF	9300003995	10/31/2012	157.10
53402300	AWWSC Gen Tax OPEX	CF	9300003996	10/31/2012	12.10
53402300	AWWSC Gen Tax OPEX	CF	9300003997	10/31/2012	77.88
53402300	AWWSC Gen Tax OPEX	CF	9300003998	10/31/2012	50.87
53402300	AWWSC Gen Tax OPEX	CF	9300004001	10/31/2012	129.23
53402300	AWWSC Gen Tax OPEX	CF	9300004003	10/31/2012	42.03
53402300	AWWSC Gen Tax OPEX	CF	9300004004	10/31/2012	93.21
53402300	AWWSC Gen Tax OPEX	CF	9300004005	10/31/2012	125.13
53402300	AWWSC Gen Tax OPEX	CF	9300004007	10/31/2012	34.15
53402300	AWWSC Gen Tax OPEX	CF	9300004008	10/31/2012	0.77
53402300	AWWSC Gen Tax OPEX	CF	9300004009	10/31/2012	70.75
53402300	AWWSC Gen Tax OPEX	CF	9300004010	10/31/2012	4.59
53402300	AWWSC Gen Tax OPEX	CF	9300004011	10/31/2012	120.88
53402300	AWWSC Gen Tax OPEX	CF	9300004012	10/31/2012	228.83
53402300	AWWSC Gen Tax OPEX	CF	9300004015	10/31/2012	213.84
53402300	AWWSC Gen Tax OPEX	CF	9300004018	10/31/2012	(0.38)
53402300	AWWSC Gen Tax OPEX	CF	9300004019	10/31/2012	77.49
53402300	AWWSC Gen Tax OPEX	CF	9300004021	10/31/2012	773.57
53402300	AWWSC Gen Tax OPEX	CF	9300004022	10/31/2012	235.05
53402300	AWWSC Gen Tax OPEX	CF	9300004024	10/31/2012	4.55
53402300	AWWSC Gen Tax OPEX	CF	9300004025	10/31/2012	(2.32)
53402300	AWWSC Gen Tax OPEX	CF	9300004026	10/31/2012	(0.18)
53402300	AWWSC Gen Tax OPEX	CF	9300004027	10/31/2012	3.61
53402300	AWWSC Gen Tax OPEX	CF	9300004028	10/31/2012	0.43
53402300	AWWSC Gen Tax OPEX	CF	9300004029	10/31/2012	4.57
53402300	AWWSC Gen Tax OPEX	CF	9300004030	10/31/2012	0.87
53402300	AWWSC Gen Tax OPEX	CF	9300004031	10/31/2012	6.17
53402300	AWWSC Gen Tax OPEX	CF	9300004032	10/31/2012	12.84
53402300	AWWSC Gen Tax OPEX	CF	9300004033	10/31/2012	3.92
53402300	AWWSC Gen Tax OPEX	CF	9300004039	10/31/2012	81.07
53402300	AWWSC Gen Tax OPEX	CF	9300004043	10/31/2012	0.61
53402300	AWWSC Gen Tax OPEX	CF	9300004046	10/31/2012	326.68
53402300	AWWSC Gen Tax OPEX	CF	9300004047	10/31/2012	57.43
53402300	AWWSC Gen Tax OPEX	CF	9300004049	10/31/2012	142.25
53402300	AWWSC Gen Tax OPEX	CF	9300004051	10/31/2012	77.49
53402300	AWWSC Gen Tax OPEX	CF	9300004052	10/31/2012	53.57
53402300	AWWSC Gen Tax OPEX	CF	9300004053	10/31/2012	19.08
53402300	AWWSC Gen Tax OPEX	CF	9300004055	10/31/2012	74.82
53402300	AWWSC Gen Tax OPEX	CF	9300004056	10/31/2012	64.46
53402300	AWWSC Gen Tax OPEX	CF	9300004058	10/31/2012	36.66
53402300	AWWSC Gen Tax OPEX	CF	9300004059	10/31/2012	78.26
53402300	AWWSC Gen Tax OPEX	CF	9300004060	10/31/2012	30.94
53402300	AWWSC Gen Tax OPEX	CF	9300004062	10/31/2012	124.09
53402300	AWWSC Gen Tax OPEX	CF	9300004063	10/31/2012	(0.60)

Kentucky American Water Company  
Case No. 2012-00520  
Response to PSC DR1, Item 31

Account	Description	Doc Type	Document Number	Posting Date	Amount
53402300	AWWSC Gen Tax OPEX	CF	9300004064	10/31/2012	52.30
53402300	AWWSC Gen Tax OPEX	CF	9300004065	10/31/2012	32.54
53402300	AWWSC Gen Tax OPEX	CF	9300004066	10/31/2012	168.63
53402300	AWWSC Gen Tax OPEX	CF	9300004067	10/31/2012	4.68
53402300	AWWSC Gen Tax OPEX	CF	9300004068	10/31/2012	604.86
53402300	AWWSC Gen Tax OPEX	CF	9300004069	10/31/2012	18.74
53402300	AWWSC Gen Tax OPEX	CF	9300004070	10/31/2012	1,185.36
53402300	AWWSC Gen Tax OPEX	CF	9300004071	10/31/2012	592.41
53402300	AWWSC Gen Tax OPEX	CF	9300004073	10/31/2012	3.88
53402300	AWWSC Gen Tax OPEX	CF	9300004075	10/31/2012	229.41
53402300	AWWSC Gen Tax OPEX	CF	9300004076	10/31/2012	156.67
53402300	AWWSC Gen Tax OPEX	CF	9300004077	10/31/2012	(545.77)
53402300	AWWSC Gen Tax OPEX	CF	9300004078	10/31/2012	43.85
53402300	AWWSC Gen Tax OPEX	CF	9300004079	10/31/2012	146.67
53402300	AWWSC Gen Tax OPEX	CF	9300004080	10/31/2012	286.42
53402300	AWWSC Gen Tax OPEX	CF	9300004081	10/31/2012	0.25
53402300	AWWSC Gen Tax OPEX	CF	9300004082	10/31/2012	207.43
53402300	AWWSC Gen Tax OPEX	CF	9300004083	10/31/2012	319.27
53402300	AWWSC Gen Tax OPEX	CF	9300004084	10/31/2012	81.15
53402300	AWWSC Gen Tax OPEX	CF	9300004085	10/31/2012	23.35
53402300	AWWSC Gen Tax OPEX	CF	9300004188	10/31/2012	0.51
53402300	AWWSC Gen Tax OPEX	CF	9300004188	10/31/2012	8.40
53402300	AWWSC Gen Tax OPEX	CF	9300004188	10/31/2012	0.18
53402300	AWWSC Gen Tax OPEX	CF	9300004189	10/31/2012	17.69
53402300	AWWSC Gen Tax OPEX	CF	9300004189	10/31/2012	0.03
53402300	AWWSC Gen Tax OPEX	CF	9300004189	10/31/2012	14.63
53402300	AWWSC Gen Tax OPEX	CF	9300004189	10/31/2012	(0.28)
53402300	AWWSC Gen Tax OPEX	CF	9300004189	10/31/2012	13.37
53402300	AWWSC Gen Tax OPEX	CF	9300004190	10/31/2012	23.79
53402300	AWWSC Gen Tax OPEX	CF	9300004190	10/31/2012	0.05
53402300	AWWSC Gen Tax OPEX	CF	9300004190	10/31/2012	550.19
53402300	AWWSC Gen Tax OPEX	CF	9300004191	10/31/2012	11.70
53402300	AWWSC Gen Tax OPEX	CF	9300004191	10/31/2012	16.00
53402300	AWWSC Gen Tax OPEX	CF	9300004191	10/31/2012	8.82
53402300	AWWSC Gen Tax OPEX	CF	9300004191	10/31/2012	0.21
53402300	AWWSC Gen Tax OPEX	CF	9300004192	10/31/2012	30.75
53402300	AWWSC Gen Tax OPEX	CF	9300004192	10/31/2012	13.30
53402300	AWWSC Gen Tax OPEX	CF	9300004192	10/31/2012	12.19
53402300	AWWSC Gen Tax OPEX	CF	9300004192	10/31/2012	56.34
53402300	AWWSC Gen Tax OPEX	CF	9300004192	10/31/2012	37.40
53402300	AWWSC Gen Tax OPEX	CF	9300004193	10/31/2012	(24.85)
53402300	AWWSC Gen Tax OPEX	CF	9300004194	10/31/2012	27.47
53402300	AWWSC Gen Tax OPEX	CF	9300004194	10/31/2012	0.18
53402300	AWWSC Gen Tax OPEX	CF	9300004194	10/31/2012	70.43
53402300	AWWSC Gen Tax OPEX	CF	9300004194	10/31/2012	3.04
53402300	AWWSC Gen Tax OPEX	CF	9300004194	10/31/2012	0.31
53402300	AWWSC Gen Tax OPEX	CF	9300004195	10/31/2012	13.55
53402300	AWWSC Gen Tax OPEX	CF	9300004195	10/31/2012	(4.05)
53402300	AWWSC Gen Tax OPEX	CF	9300004195	10/31/2012	(3.68)
53402300	AWWSC Gen Tax OPEX	CF	9300004196	10/31/2012	33.75
53402300	AWWSC Gen Tax OPEX	CF	9300004196	10/31/2012	(0.36)
53402300	AWWSC Gen Tax OPEX	CF	9300004196	10/31/2012	6.56
53402300	AWWSC Gen Tax OPEX	CF	9300004196	10/31/2012	4.69

Kentucky American Water Company  
Case No. 2012-00520  
Response to PSC DR1, Item 31

Account	Description	Doc Type	Document Number	Posting Date	Amount
53402300	AWWSC Gen Tax OPEX	CF	9300004197	10/31/2012	(7.23)
53402300	AWWSC Gen Tax OPEX	CF	9300004197	10/31/2012	5.42
53402300	AWWSC Gen Tax OPEX	CF	9300004197	10/31/2012	(3.66)
53402300	AWWSC Gen Tax OPEX	CF	9300004198	10/31/2012	4.06
53402300	AWWSC Gen Tax OPEX	CF	9300004198	10/31/2012	(3.04)
53402300	AWWSC Gen Tax OPEX	CF	9300004198	10/31/2012	0.12
53402300	AWWSC Gen Tax OPEX	CF	9300004198	10/31/2012	26.63
53402300	AWWSC Gen Tax OPEX	CF	9300004199	10/31/2012	1.87
53402300	AWWSC Gen Tax OPEX	CF	9300004199	10/31/2012	20.94
53402300	AWWSC Gen Tax OPEX	CF	9300004199	10/31/2012	3.11
53402300	AWWSC Gen Tax OPEX	CF	9300004199	10/31/2012	8.99
53402300	AWWSC Gen Tax OPEX	CF	9300004200	10/31/2012	32.15
53402300	AWWSC Gen Tax OPEX	CF	9300004200	10/31/2012	106.27
53402300	AWWSC Gen Tax OPEX	CF	9300004200	10/31/2012	0.07
53402300	AWWSC Gen Tax OPEX	CF	9300004201	10/31/2012	62.88
53402300	AWWSC Gen Tax OPEX	CF	9300004201	10/31/2012	(9.17)
53402300	AWWSC Gen Tax OPEX	CF	9300004201	10/31/2012	10.14
53402300	AWWSC Gen Tax OPEX	CF	9300004202	10/31/2012	41.22
53402300	AWWSC Gen Tax OPEX	CF	9300004202	10/31/2012	7.01
53402300	AWWSC Gen Tax OPEX	CF	9300004202	10/31/2012	190.06
53402300	AWWSC Gen Tax OPEX	CF	9300004206	10/31/2012	75.16
53402300	AWWSC Gen Tax OPEX	CF	9300004206	10/31/2012	164.60
53402300	AWWSC Gen Tax OPEX	CF	9300004206	10/31/2012	44.58
53402300	AWWSC Gen Tax OPEX	CF	9300004207	10/31/2012	(3.64)
53402300	AWWSC Gen Tax OPEX	CF	9300004207	10/31/2012	1.88
53402300	AWWSC Gen Tax OPEX	CF	9300004207	10/31/2012	(1.35)
53402300	AWWSC Gen Tax OPEX	CF	9300004207	10/31/2012	0.28
53402300	AWWSC Gen Tax OPEX	CF	9300004208	10/31/2012	14.42
53402300	AWWSC Gen Tax OPEX	CF	9300004208	10/31/2012	0.75
53402300	AWWSC Gen Tax OPEX	CF	9300004208	10/31/2012	(6.58)
53402300	AWWSC Gen Tax OPEX	CF	9300004208	10/31/2012	(1.80)
53402300	AWWSC Gen Tax OPEX	CF	9300004209	10/31/2012	(0.83)
53402300	AWWSC Gen Tax OPEX	CF	9300004209	10/31/2012	13.91
53402300	AWWSC Gen Tax OPEX	CF	9300004209	10/31/2012	22.77
53402300	AWWSC Gen Tax OPEX	CF	9300004209	10/31/2012	(4.44)
53402300	AWWSC Gen Tax OPEX	CF	9300004210	10/31/2012	26.28
53402300	AWWSC Gen Tax OPEX	CF	9300004210	10/31/2012	(9.71)
53402300	AWWSC Gen Tax OPEX	CF	9300004210	10/31/2012	15.86
53402300	AWWSC Gen Tax OPEX	CF	9300004210	10/31/2012	(20.34)
53402300	AWWSC Gen Tax OPEX	CF	9300004210	10/31/2012	(8.17)
53402300	AWWSC Gen Tax OPEX	CF	9300004211	10/31/2012	(0.46)
53402300	AWWSC Gen Tax OPEX	CF	9300004211	10/31/2012	(0.60)
53402300	AWWSC Gen Tax OPEX	CF	9300004211	10/31/2012	0.35
53402300	AWWSC Gen Tax OPEX	CF	9300004212	10/31/2012	(1.03)
53402300	AWWSC Gen Tax OPEX	CF	9300004212	10/31/2012	(0.81)
53402300	AWWSC Gen Tax OPEX	CF	9300004212	10/31/2012	0.17
53402300	AWWSC Gen Tax OPEX	CF	9300004212	10/31/2012	(1.93)
53402300	AWWSC Gen Tax OPEX	CF	9300004213	10/31/2012	46.24
53402300	AWWSC Gen Tax OPEX	CF	9300004213	10/31/2012	105.87
53402300	AWWSC Gen Tax OPEX	CF	9300004213	10/31/2012	(1.24)
53402300	AWWSC Gen Tax OPEX	CF	9300004214	10/31/2012	74.81
53402300	AWWSC Gen Tax OPEX	CF	9300004214	10/31/2012	80.62
53402300	AWWSC Gen Tax OPEX	CF	9300004214	10/31/2012	311.39

Kentucky American Water Company  
Case No. 2012-00520  
Response to PSC DR1, Item 31

Account	Description	Doc Type	Document Number	Posting Date	Amount
53402300	AWWSC Gen Tax OPEX	CF	9300004214	10/31/2012	2.82
53402300	AWWSC Gen Tax OPEX	CF	9300004215	10/31/2012	30.94
53402300	AWWSC Gen Tax OPEX	CF	9300004215	10/31/2012	31.85
53402300	AWWSC Gen Tax OPEX	CF	9300004215	10/31/2012	8.53
53402300	AWWSC Gen Tax OPEX	CF	9300004215	10/31/2012	2.44
53402300	AWWSC Gen Tax OPEX	CF	9300004216	10/31/2012	0.75
53402300	AWWSC Gen Tax OPEX	CF	9300004216	10/31/2012	0.02
53402400	AWWSC Interest OPEX	CF	9300004019	10/31/2012	7.90
53402400	AWWSC Interest OPEX	CF	9300004053	10/31/2012	68.63
53402400	AWWSC Interest OPEX	CF	9300004190	10/31/2012	1,144.42
53402400	AWWSC Interest OPEX	CF	9300004190	10/31/2012	(194.91)
53402400	AWWSC Interest OPEX	CF	9300004193	10/31/2012	0.84
53402400	AWWSC Interest OPEX	CF	9300004194	10/31/2012	381.93
53402400	AWWSC Interest OPEX	CF	9300004198	10/31/2012	1.63
53402400	AWWSC Interest OPEX	CF	9300004198	10/31/2012	132.62
53402400	AWWSC Interest OPEX	CF	9300004199	10/31/2012	7.90
53402400	AWWSC Interest OPEX	CF	9300004199	10/31/2012	1.64
53402400	AWWSC Interest OPEX	CF	9300004200	10/31/2012	1,810.67
53402400	AWWSC Interest OPEX	CF	9300004201	10/31/2012	5.48
53402400	AWWSC Interest OPEX	CF	9300004201	10/31/2012	25.33
53402400	AWWSC Interest OPEX	CF	9300004202	10/31/2012	1.33
53402400	AWWSC Interest OPEX	CF	9300004202	10/31/2012	151.90
53402400	AWWSC Interest OPEX	CF	9300004207	10/31/2012	3.84
53402400	AWWSC Interest OPEX	CF	9300004207	10/31/2012	477.71
53402400	AWWSC Interest OPEX	CF	9300004209	10/31/2012	209.23
53402400	AWWSC Interest OPEX	CF	9300004212	10/31/2012	11.80
53402400	AWWSC Interest OPEX	CF	9300004212	10/31/2012	0.15
53402400	AWWSC Interest OPEX	CF	9300004214	10/31/2012	252.78
53402400	AWWSC Interest OPEX	CF	9300004215	10/31/2012	5.79
53402500	AWWSC Oth Inc OPEX	CF	9300003494	10/31/2012	508.75
53402500	AWWSC Oth Inc OPEX	CF	9300003930	10/31/2012	1,285.28
53402500	AWWSC Oth Inc OPEX	CF	9300004006	10/31/2012	467.87
53402500	AWWSC Oth Inc OPEX	CF	9300004188	10/31/2012	113.91
53402500	AWWSC Oth Inc OPEX	CF	9300004188	10/31/2012	0.05
53402500	AWWSC Oth Inc OPEX	CF	9300004189	10/31/2012	296.28
53402500	AWWSC Oth Inc OPEX	CF	9300004189	10/31/2012	0.04
53402500	AWWSC Oth Inc OPEX	CF	9300004189	10/31/2012	90.29
53402500	AWWSC Oth Inc OPEX	CF	9300004189	10/31/2012	837.88
53402500	AWWSC Oth Inc OPEX	CF	9300004189	10/31/2012	60.75
53402500	AWWSC Oth Inc OPEX	CF	9300004190	10/31/2012	3.65
53402500	AWWSC Oth Inc OPEX	CF	9300004191	10/31/2012	34.76
53402500	AWWSC Oth Inc OPEX	CF	9300004191	10/31/2012	71.55
53402500	AWWSC Oth Inc OPEX	CF	9300004191	10/31/2012	136.55
53402500	AWWSC Oth Inc OPEX	CF	9300004192	10/31/2012	8.58
53402500	AWWSC Oth Inc OPEX	CF	9300004192	10/31/2012	106.84
53402500	AWWSC Oth Inc OPEX	CF	9300004192	10/31/2012	200.42
53402500	AWWSC Oth Inc OPEX	CF	9300004192	10/31/2012	69.01
53402500	AWWSC Oth Inc OPEX	CF	9300004193	10/31/2012	0.05
53402500	AWWSC Oth Inc OPEX	CF	9300004193	10/31/2012	7.44
53402500	AWWSC Oth Inc OPEX	CF	9300004194	10/31/2012	0.09
53402500	AWWSC Oth Inc OPEX	CF	9300004195	10/31/2012	20.06
53402500	AWWSC Oth Inc OPEX	CF	9300004196	10/31/2012	54.02
53402500	AWWSC Oth Inc OPEX	CF	9300004198	10/31/2012	9.45

## Kentucky American Water Company

Case No. 2012-00520

Response to PSC DR1, Item 31

Account	Description	Doc Type	Document Number	Posting Date	Amount
53402500	AWWSC Oth Inc OPEX	CF	9300004199	10/31/2012	73.25
53402500	AWWSC Oth Inc OPEX	CF	9300004206	10/31/2012	403.03
53402500	AWWSC Oth Inc OPEX	CF	9300004210	10/31/2012	0.79
53402500	AWWSC Oth Inc OPEX	CF	9300004211	10/31/2012	1.42
53402500	AWWSC Oth Inc OPEX	CF	9300004212	10/31/2012	0.21
53402500	AWWSC Oth Inc OPEX	CF	9300004212	10/31/2012	5.29
53402500	AWWSC Oth Inc OPEX	CF	9300004213	10/31/2012	0.10
53402500	AWWSC Oth Inc OPEX	CF	9300004214	10/31/2012	427.75
53402500	AWWSC Oth Inc OPEX	CF	9300004215	10/31/2012	70.81
53402500	AWWSC Oth Inc OPEX	CF	9300004215	10/31/2012	3.04
53402500	AWWSC Oth Inc OPEX	CF	9300004216	10/31/2012	8.76
53402500	AWWSC Oth Inc OPEX	CF	9300004216	10/31/2012	0.29
53402600	AWWSC Inc Tax OPEX	CF	9300004190	10/31/2012	(4,999.56)
53481000	AWWSC Labor CAPX	CF	9300003462	10/31/2012	211.35
53481000	AWWSC Labor CAPX	CF	9300003463	10/31/2012	111.55
53481000	AWWSC Labor CAPX	CF	9300003464	10/31/2012	59.73
53481000	AWWSC Labor CAPX	CF	9300003465	10/31/2012	289.49
53481000	AWWSC Labor CAPX	CF	9300003465	10/31/2012	92.17
53481000	AWWSC Labor CAPX	CF	9300003466	10/31/2012	670.28
53481000	AWWSC Labor CAPX	CF	9300003466	10/31/2012	49.93
53481000	AWWSC Labor CAPX	CF	9300003467	10/31/2012	26.22
53481000	AWWSC Labor CAPX	CF	9300003468	10/31/2012	2,908.81
53481000	AWWSC Labor CAPX	CF	9300003468	10/31/2012	209.29
53481000	AWWSC Labor CAPX	CF	9300003469	10/31/2012	77.39
53481000	AWWSC Labor CAPX	CF	9300003470	10/31/2012	120.39
53481000	AWWSC Labor CAPX	CF	9300003471	10/31/2012	71.99
53481000	AWWSC Labor CAPX	CF	9300003472	10/31/2012	1,129.06
53481000	AWWSC Labor CAPX	CF	9300003489	10/31/2012	163.00
53481000	AWWSC Labor CAPX	CF	9300003490	10/31/2012	551.41
53481000	AWWSC Labor CAPX	CF	9300003491	10/31/2012	733.32
53481000	AWWSC Labor CAPX	CF	9300003492	10/31/2012	190.94
53481000	AWWSC Labor CAPX	CF	9300003493	10/31/2012	1,457.63
53481000	AWWSC Labor CAPX	CF	9300003497	10/31/2012	42.99
53481000	AWWSC Labor CAPX	CF	9300003498	10/31/2012	203.66
53481000	AWWSC Labor CAPX	CF	9300003499	10/31/2012	53.14
53481000	AWWSC Labor CAPX	CF	9300003500	10/31/2012	762.25
53481000	AWWSC Labor CAPX	CF	9300003500	10/31/2012	1.46
53481000	AWWSC Labor CAPX	CF	9300003501	10/31/2012	8,026.11
53481000	AWWSC Labor CAPX	CF	9300003501	10/31/2012	1,163.00
53481000	AWWSC Labor CAPX	CF	9300003502	10/31/2012	514.32
53481000	AWWSC Labor CAPX	CF	9300003503	10/31/2012	250.10
53481000	AWWSC Labor CAPX	CF	9300003504	10/31/2012	(40.16)
53481000	AWWSC Labor CAPX	CF	9300003505	10/31/2012	1,277.89
53481000	AWWSC Labor CAPX	CF	9300003506	10/31/2012	42,385.88
53481000	AWWSC Labor CAPX	CF	9300003507	10/31/2012	541.77
53481000	AWWSC Labor CAPX	CF	9300003510	10/31/2012	623.21
53481000	AWWSC Labor CAPX	CF	9300003512	10/31/2012	302.46
53481000	AWWSC Labor CAPX	CF	9300003514	10/31/2012	289.09
53481000	AWWSC Labor CAPX	CF	9300003516	10/31/2012	58.86
53481000	AWWSC Labor CAPX	CF	9300003518	10/31/2012	(61.89)
53481000	AWWSC Labor CAPX	CF	9300003520	10/31/2012	58.87
53481000	AWWSC Labor CAPX	CF	9300003522	10/31/2012	270.22
53481000	AWWSC Labor CAPX	CF	9300003523	10/31/2012	235.65

## Kentucky American Water Company

Case No. 2012-00520

Response to PSC DR1, Item 31

Account	Description	Doc Type	Document Number	Posting Date	Amount
53481000	AWWSC Labor CAPX	CF	9300003525	10/31/2012	341.32
53481000	AWWSC Labor CAPX	CF	9300003525	10/31/2012	174.46
53481000	AWWSC Labor CAPX	CF	9300003527	10/31/2012	252.95
53481000	AWWSC Labor CAPX	CF	9300003529	10/31/2012	534.76
53481000	AWWSC Labor CAPX	CF	9300003531	10/31/2012	271.63
53481000	AWWSC Labor CAPX	CF	9300003533	10/31/2012	327.56
53481000	AWWSC Labor CAPX	CF	9300003537	10/31/2012	670.95
53481000	AWWSC Labor CAPX	CF	9300003539	10/31/2012	697.19
53481000	AWWSC Labor CAPX	CF	9300003541	10/31/2012	691.93
53481000	AWWSC Labor CAPX	CF	9300003543	10/31/2012	172.78
53481000	AWWSC Labor CAPX	CF	9300003545	10/31/2012	499.56
53481000	AWWSC Labor CAPX	CF	9300003547	10/31/2012	538.55
53481000	AWWSC Labor CAPX	CF	9300003549	10/31/2012	3,048.13
53481000	AWWSC Labor CAPX	CF	9300003549	10/31/2012	2,215.08
53481000	AWWSC Labor CAPX	CF	9300003552	10/31/2012	723.09
53481000	AWWSC Labor CAPX	CF	9300003552	10/31/2012	1,800.12
53481000	AWWSC Labor CAPX	CF	9300003554	10/31/2012	1,374.04
53481000	AWWSC Labor CAPX	CF	9300003554	10/31/2012	840.06
53481000	AWWSC Labor CAPX	CF	9300003556	10/31/2012	363.99
53481000	AWWSC Labor CAPX	CF	9300003558	10/31/2012	363.99
53481000	AWWSC Labor CAPX	CF	9300003560	10/31/2012	363.99
53481000	AWWSC Labor CAPX	CF	9300003562	10/31/2012	240.03
53481000	AWWSC Labor CAPX	CF	9300003564	10/31/2012	211.70
53481000	AWWSC Labor CAPX	CF	9300003566	10/31/2012	67.61
53481000	AWWSC Labor CAPX	CF	9300003568	10/31/2012	67.61
53481000	AWWSC Labor CAPX	CF	9300003570	10/31/2012	67.61
53481000	AWWSC Labor CAPX	CF	9300003592	10/31/2012	(92.06)
53481000	AWWSC Labor CAPX	CF	9300003593	10/31/2012	32.23
53481000	AWWSC Labor CAPX	CF	9300003605	10/31/2012	(18.02)
53481000	AWWSC Labor CAPX	CF	9300003606	10/31/2012	103.60
53481000	AWWSC Labor CAPX	CF	9300003622	10/31/2012	781.53
53481000	AWWSC Labor CAPX	CF	9300003624	10/31/2012	3,397.18
53481000	AWWSC Labor CAPX	CF	9300003624	10/31/2012	2,280.16
53481000	AWWSC Labor CAPX	CF	9300003625	10/31/2012	356.55
53481000	AWWSC Labor CAPX	CF	9300003628	10/31/2012	8,170.48
53481000	AWWSC Labor CAPX	CF	9300003628	10/31/2012	2,336.76
53481000	AWWSC Labor CAPX	CF	9300003629	10/31/2012	609.61
53481000	AWWSC Labor CAPX	CF	9300003630	10/31/2012	21.98
53481000	AWWSC Labor CAPX	CF	9300003631	10/31/2012	(3.57)
53481000	AWWSC Labor CAPX	CF	9300003633	10/31/2012	9.88
53481000	AWWSC Labor CAPX	CF	9300003634	10/31/2012	635.27
53481000	AWWSC Labor CAPX	CF	9300003635	10/31/2012	(3.57)
53481000	AWWSC Labor CAPX	CF	9300003637	10/31/2012	(6.26)
53481000	AWWSC Labor CAPX	CF	9300003638	10/31/2012	352.61
53481000	AWWSC Labor CAPX	CF	9300003641	10/31/2012	352.61
53481000	AWWSC Labor CAPX	CF	9300003643	10/31/2012	518.96
53481000	AWWSC Labor CAPX	CF	9300003643	10/31/2012	200.66
53481000	AWWSC Labor CAPX	CF	9300003645	10/31/2012	518.96
53481000	AWWSC Labor CAPX	CF	9300003647	10/31/2012	859.83
53481000	AWWSC Labor CAPX	CF	9300003649	10/31/2012	20.62
53481000	AWWSC Labor CAPX	CF	9300003650	10/31/2012	1,027.06
53481000	AWWSC Labor CAPX	CF	9300003652	10/31/2012	309.73
53481000	AWWSC Labor CAPX	CF	9300003654	10/31/2012	290.24

## Kentucky American Water Company

Case No. 2012-00520

Response to PSC DR1, Item 31

Account	Description	Doc Type	Document Number	Posting Date	Amount
53481000	AWWSC Labor CAPX	CF	9300003656	10/31/2012	191.75
53481000	AWWSC Labor CAPX	CF	9300003658	10/31/2012	191.75
53481000	AWWSC Labor CAPX	CF	9300003660	10/31/2012	253.90
53481000	AWWSC Labor CAPX	CF	9300003662	10/31/2012	952.86
53481000	AWWSC Labor CAPX	CF	9300003662	10/31/2012	15.02
53481000	AWWSC Labor CAPX	CF	9300003664	10/31/2012	332.45
53481000	AWWSC Labor CAPX	CF	9300003666	10/31/2012	(290.58)
53481000	AWWSC Labor CAPX	CF	9300003667	10/31/2012	89.09
53481000	AWWSC Labor CAPX	CF	9300003667	10/31/2012	(6.90)
53481000	AWWSC Labor CAPX	CF	9300003670	10/31/2012	290.58
53481000	AWWSC Labor CAPX	CF	9300003673	10/31/2012	80.14
53481000	AWWSC Labor CAPX	CF	9300003675	10/31/2012	(253.26)
53481000	AWWSC Labor CAPX	CF	9300003675	10/31/2012	3.69
53481000	AWWSC Labor CAPX	CF	9300003677	10/31/2012	358.69
53481000	AWWSC Labor CAPX	CF	9300003677	10/31/2012	0.08
53481000	AWWSC Labor CAPX	CF	9300003679	10/31/2012	38.80
53481000	AWWSC Labor CAPX	CF	9300003681	10/31/2012	(3.57)
53481000	AWWSC Labor CAPX	CF	9300003682	10/31/2012	4.07
53481000	AWWSC Labor CAPX	CF	9300003683	10/31/2012	(10.84)
53481000	AWWSC Labor CAPX	CF	9300003683	10/31/2012	(3.99)
53481000	AWWSC Labor CAPX	CF	9300003685	10/31/2012	(3.59)
53481000	AWWSC Labor CAPX	CF	9300003686	10/31/2012	(3.57)
53481000	AWWSC Labor CAPX	CF	9300003687	10/31/2012	9.41
53481000	AWWSC Labor CAPX	CF	9300003689	10/31/2012	9.40
53481000	AWWSC Labor CAPX	CF	9300003690	10/31/2012	(3.57)
53481000	AWWSC Labor CAPX	CF	9300003692	10/31/2012	6.40
53481000	AWWSC Labor CAPX	CF	9300003694	10/31/2012	(3.57)
53481000	AWWSC Labor CAPX	CF	9300003702	10/31/2012	(28.96)
53481000	AWWSC Labor CAPX	CF	9300003704	10/31/2012	(7.24)
53481000	AWWSC Labor CAPX	CF	9300003706	10/31/2012	(4.83)
53481000	AWWSC Labor CAPX	CF	9300003709	10/31/2012	(10.43)
53481000	AWWSC Labor CAPX	CF	9300003709	10/31/2012	9.11
53481000	AWWSC Labor CAPX	CF	9300003712	10/31/2012	247.99
53481000	AWWSC Labor CAPX	CF	9300003714	10/31/2012	104.87
53481000	AWWSC Labor CAPX	CF	9300003716	10/31/2012	104.87
53481000	AWWSC Labor CAPX	CF	9300003719	10/31/2012	71.37
53481000	AWWSC Labor CAPX	CF	9300003719	10/31/2012	68.47
53481000	AWWSC Labor CAPX	CF	9300003721	10/31/2012	(74.68)
53481000	AWWSC Labor CAPX	CF	9300003723	10/31/2012	325.99
53481000	AWWSC Labor CAPX	CF	9300003725	10/31/2012	48.64
53481000	AWWSC Labor CAPX	CF	9300003726	10/31/2012	(12.72)
53481000	AWWSC Labor CAPX	CF	9300003726	10/31/2012	2.88
53481000	AWWSC Labor CAPX	CF	9300003729	10/31/2012	17.21
53481000	AWWSC Labor CAPX	CF	9300003730	10/31/2012	(53.53)
53481000	AWWSC Labor CAPX	CF	9300003730	10/31/2012	49.44
53481000	AWWSC Labor CAPX	CF	9300003732	10/31/2012	67.90
53481000	AWWSC Labor CAPX	CF	9300003734	10/31/2012	(250.55)
53481000	AWWSC Labor CAPX	CF	9300003736	10/31/2012	13.81
53481000	AWWSC Labor CAPX	CF	9300003737	10/31/2012	276.11
53481000	AWWSC Labor CAPX	CF	9300003739	10/31/2012	0.28
53481000	AWWSC Labor CAPX	CF	9300003740	10/31/2012	93.93
53481000	AWWSC Labor CAPX	CF	9300003747	10/31/2012	10.16
53481000	AWWSC Labor CAPX	CF	9300003749	10/31/2012	(6.66)

## Kentucky American Water Company

Case No. 2012-00520

Response to PSC DR1, Item 31

Account	Description	Doc Type	Document Number	Posting Date	Amount
53481000	AWWSC Labor CAPX	CF	9300003750	10/31/2012	(6.66)
53481000	AWWSC Labor CAPX	CF	9300003753	10/31/2012	893.50
53481000	AWWSC Labor CAPX	CF	9300003754	10/31/2012	292.52
53481000	AWWSC Labor CAPX	CF	9300003755	10/31/2012	(6.66)
53481000	AWWSC Labor CAPX	CF	9300003756	10/31/2012	(14.14)
53481000	AWWSC Labor CAPX	CF	9300003758	10/31/2012	721.79
53481000	AWWSC Labor CAPX	CF	9300003760	10/31/2012	22.50
53481000	AWWSC Labor CAPX	CF	9300003761	10/31/2012	122.12
53481000	AWWSC Labor CAPX	CF	9300003762	10/31/2012	673.72
53481000	AWWSC Labor CAPX	CF	9300003763	10/31/2012	(44.28)
53481000	AWWSC Labor CAPX	CF	9300003765	10/31/2012	386.27
53481000	AWWSC Labor CAPX	CF	9300003766	10/31/2012	(16.88)
53481000	AWWSC Labor CAPX	CF	9300003767	10/31/2012	55.48
53481000	AWWSC Labor CAPX	CF	9300003769	10/31/2012	108.21
53481000	AWWSC Labor CAPX	CF	9300003771	10/31/2012	(51.71)
53481000	AWWSC Labor CAPX	CF	9300003773	10/31/2012	72.70
53481000	AWWSC Labor CAPX	CF	9300003775	10/31/2012	72.70
53481000	AWWSC Labor CAPX	CF	9300003777	10/31/2012	11.19
53481000	AWWSC Labor CAPX	CF	9300003778	10/31/2012	58.22
53481000	AWWSC Labor CAPX	CF	9300003779	10/31/2012	348.82
53481000	AWWSC Labor CAPX	CF	9300003781	10/31/2012	(63.67)
53481000	AWWSC Labor CAPX	CF	9300003783	10/31/2012	93.65
53481000	AWWSC Labor CAPX	CF	9300003785	10/31/2012	(653.28)
53481000	AWWSC Labor CAPX	CF	9300003787	10/31/2012	979.92
53481000	AWWSC Labor CAPX	CF	9300003788	10/31/2012	143.24
53481000	AWWSC Labor CAPX	CF	9300003789	10/31/2012	(108.52)
53481000	AWWSC Labor CAPX	CF	9300003790	10/31/2012	(558.05)
53481000	AWWSC Labor CAPX	CF	9300003792	10/31/2012	869.54
53481000	AWWSC Labor CAPX	CF	9300003793	10/31/2012	197.49
53481000	AWWSC Labor CAPX	CF	9300003794	10/31/2012	(276.71)
53481000	AWWSC Labor CAPX	CF	9300003795	10/31/2012	(32.55)
53481000	AWWSC Labor CAPX	CF	9300003796	10/31/2012	(79.67)
53481000	AWWSC Labor CAPX	CF	9300003797	10/31/2012	32.55
53481000	AWWSC Labor CAPX	CF	9300003798	10/31/2012	111.22
53481000	AWWSC Labor CAPX	CF	9300003799	10/31/2012	365.68
53481000	AWWSC Labor CAPX	CF	9300003800	10/31/2012	(230.59)
53481000	AWWSC Labor CAPX	CF	9300003801	10/31/2012	(79.64)
53481000	AWWSC Labor CAPX	CF	9300003803	10/31/2012	111.16
53481000	AWWSC Labor CAPX	CF	9300003804	10/31/2012	319.57
53481000	AWWSC Labor CAPX	CF	9300003805	10/31/2012	(122.07)
53481000	AWWSC Labor CAPX	CF	9300003806	10/31/2012	(1.70)
53481000	AWWSC Labor CAPX	CF	9300003807	10/31/2012	(32.55)
53481000	AWWSC Labor CAPX	CF	9300003808	10/31/2012	(743.60)
53481000	AWWSC Labor CAPX	CF	9300003809	10/31/2012	1,107.06
53481000	AWWSC Labor CAPX	CF	9300003810	10/31/2012	32.55
53481000	AWWSC Labor CAPX	CF	9300003811	10/31/2012	265.31
53481000	AWWSC Labor CAPX	CF	9300003812	10/31/2012	(544.16)
53481000	AWWSC Labor CAPX	CF	9300003813	10/31/2012	795.50
53481000	AWWSC Labor CAPX	CF	9300003814	10/31/2012	(544.16)
53481000	AWWSC Labor CAPX	CF	9300003815	10/31/2012	762.47
53481000	AWWSC Labor CAPX	CF	9300003816	10/31/2012	211.70
53481000	AWWSC Labor CAPX	CF	9300004013	10/31/2012	13,281.06
53481000	AWWSC Labor CAPX	CF	9300004014	10/31/2012	3,281.37



## Kentucky American Water Company

Case No. 2012-00520

Response to PSC DR1, Item 31

Account	Description	Doc Type	Document Number	Posting Date	Amount
53481000	AWWSC Labor CAPX	CF	9300004086	10/31/2012	1.67
53481000	AWWSC Labor CAPX	CF	9300004088	10/31/2012	1.02
53481000	AWWSC Labor CAPX	CF	9300004089	10/31/2012	2.79
53481000	AWWSC Labor CAPX	CF	9300004090	10/31/2012	1.63
53481000	AWWSC Labor CAPX	CF	9300004090	10/31/2012	0.01
53481000	AWWSC Labor CAPX	CF	9300004091	10/31/2012	1.47
53481000	AWWSC Labor CAPX	CF	9300004091	10/31/2012	4.93
53481000	AWWSC Labor CAPX	CF	9300004091	10/31/2012	0.67
53481000	AWWSC Labor CAPX	CF	9300004091	10/31/2012	14.72
53481000	AWWSC Labor CAPX	CF	9300004092	10/31/2012	2.89
53481000	AWWSC Labor CAPX	CF	9300004092	10/31/2012	1.51
53481000	AWWSC Labor CAPX	CF	9300004092	10/31/2012	1.08
53481000	AWWSC Labor CAPX	CF	9300004093	10/31/2012	1.37
53481000	AWWSC Labor CAPX	CF	9300004094	10/31/2012	0.28
53481000	AWWSC Labor CAPX	CF	9300004094	10/31/2012	4.62
53481000	AWWSC Labor CAPX	CF	9300004094	10/31/2012	0.06
53481000	AWWSC Labor CAPX	CF	9300004094	10/31/2012	1.92
53481000	AWWSC Labor CAPX	CF	9300004094	10/31/2012	0.03
53481000	AWWSC Labor CAPX	CF	9300004095	10/31/2012	912.38
53481000	AWWSC Labor CAPX	CF	9300004095	10/31/2012	20.72
53481000	AWWSC Labor CAPX	CF	9300004096	10/31/2012	539.03
53481000	AWWSC Labor CAPX	CF	9300004096	10/31/2012	35.20
53481000	AWWSC Labor CAPX	CF	9300004096	10/31/2012	59.59
53481000	AWWSC Labor CAPX	CF	9300004097	10/31/2012	53.18
53481000	AWWSC Labor CAPX	CF	9300004097	10/31/2012	(67.78)
53481000	AWWSC Labor CAPX	CF	9300004097	10/31/2012	141.83
53481000	AWWSC Labor CAPX	CF	9300004097	10/31/2012	15.50
53481000	AWWSC Labor CAPX	CF	9300004097	10/31/2012	84.81
53481000	AWWSC Labor CAPX	CF	9300004098	10/31/2012	0.06
53481000	AWWSC Labor CAPX	CF	9300004098	10/31/2012	58.44
53481000	AWWSC Labor CAPX	CF	9300004099	10/31/2012	(6.00)
53481000	AWWSC Labor CAPX	CF	9300004099	10/31/2012	71.67
53481000	AWWSC Labor CAPX	CF	9300004099	10/31/2012	110.04
53481000	AWWSC Labor CAPX	CF	9300004099	10/31/2012	223.15
53481000	AWWSC Labor CAPX	CF	9300004101	10/31/2012	(63.23)
53481000	AWWSC Labor CAPX	CF	9300004101	10/31/2012	(128.24)
53481000	AWWSC Labor CAPX	CF	9300004102	10/31/2012	40.55
53481000	AWWSC Labor CAPX	CF	9300004102	10/31/2012	82.24
53481000	AWWSC Labor CAPX	CF	9300004103	10/31/2012	(16.14)
53481000	AWWSC Labor CAPX	CF	9300004103	10/31/2012	225.04
53481000	AWWSC Labor CAPX	CF	9300004103	10/31/2012	(32.73)
53481000	AWWSC Labor CAPX	CF	9300004103	10/31/2012	456.38
53481000	AWWSC Labor CAPX	CF	9300004104	10/31/2012	279.27
53481000	AWWSC Labor CAPX	CF	9300004104	10/31/2012	566.36
53481000	AWWSC Labor CAPX	CF	9300004105	10/31/2012	2.29
53481000	AWWSC Labor CAPX	CF	9300004105	10/31/2012	0.01
53481000	AWWSC Labor CAPX	CF	9300004105	10/31/2012	0.56
53481000	AWWSC Labor CAPX	CF	9300004105	10/31/2012	0.38
53481000	AWWSC Labor CAPX	CF	9300004105	10/31/2012	0.02
53481000	AWWSC Labor CAPX	CF	9300004106	10/31/2012	0.48
53481000	AWWSC Labor CAPX	CF	9300004106	10/31/2012	0.35
53481000	AWWSC Labor CAPX	CF	9300004106	10/31/2012	0.01
53481000	AWWSC Labor CAPX	CF	9300004107	10/31/2012	0.43

## Kentucky American Water Company

Case No. 2012-00520

Response to PSC DR1, Item 31

Account	Description	Doc Type	Document Number	Posting Date	Amount
53481000	AWWSC Labor CAPX	CF	9300004107	10/31/2012	0.03
53481000	AWWSC Labor CAPX	CF	9300004107	10/31/2012	0.38
53481000	AWWSC Labor CAPX	CF	9300004107	10/31/2012	0.01
53481000	AWWSC Labor CAPX	CF	9300004108	10/31/2012	0.07
53481000	AWWSC Labor CAPX	CF	9300004109	10/31/2012	0.18
53481000	AWWSC Labor CAPX	CF	9300004109	10/31/2012	0.01
53481000	AWWSC Labor CAPX	CF	9300004110	10/31/2012	1.59
53481000	AWWSC Labor CAPX	CF	9300004110	10/31/2012	0.32
53481000	AWWSC Labor CAPX	CF	9300004110	10/31/2012	0.05
53481000	AWWSC Labor CAPX	CF	9300004112	10/31/2012	0.01
53481000	AWWSC Labor CAPX	CF	9300004113	10/31/2012	(0.03)
53481000	AWWSC Labor CAPX	CF	9300004113	10/31/2012	0.01
53481000	AWWSC Labor CAPX	CF	9300004114	10/31/2012	(0.05)
53481000	AWWSC Labor CAPX	CF	9300004114	10/31/2012	(0.03)
53481000	AWWSC Labor CAPX	CF	9300004116	10/31/2012	0.11
53481000	AWWSC Labor CAPX	CF	9300004116	10/31/2012	0.19
53481000	AWWSC Labor CAPX	CF	9300004117	10/31/2012	0.02
53481000	AWWSC Labor CAPX	CF	9300004118	10/31/2012	(0.10)
53481000	AWWSC Labor CAPX	CF	9300004118	10/31/2012	0.01
53481000	AWWSC Labor CAPX	CF	9300004119	10/31/2012	0.67
53481000	AWWSC Labor CAPX	CF	9300004119	10/31/2012	(0.13)
53481000	AWWSC Labor CAPX	CF	9300004122	10/31/2012	276.35
53481000	AWWSC Labor CAPX	CF	9300004137	10/31/2012	69.43
53481000	AWWSC Labor CAPX	CF	9300004138	10/31/2012	20.77
53481000	AWWSC Labor CAPX	CF	9300004146	10/31/2012	264.76
53481000	AWWSC Labor CAPX	CF	9300004151	10/31/2012	199.14
53481000	AWWSC Labor CAPX	CF	9300004158	10/31/2012	18,943.91
53481000	AWWSC Labor CAPX	CF	9300004159	10/31/2012	14,853.25
53481000	AWWSC Labor CAPX	CF	9300004170	10/31/2012	179.50
53481000	AWWSC Labor CAPX	CF	9300004178	10/31/2012	(58.64)
53481000	AWWSC Labor CAPX	CF	9300004185	10/31/2012	616.89
53481000	AWWSC Labor CAPX	CF	9300004186	10/31/2012	196.20
53481000	AWWSC Labor CAPX	CF	9300004186	10/31/2012	117.43
53481000	AWWSC Labor CAPX	CF	9300004186	10/31/2012	15.40
53481000	AWWSC Labor CAPX	CF	9300004186	10/31/2012	172.77
53481000	AWWSC Labor CAPX	CF	9300004186	10/31/2012	(19.70)
53481000	AWWSC Labor CAPX	CF	9300004186	10/31/2012	4.75
53481000	AWWSC Labor CAPX	CF	9300004187	10/31/2012	178.31
53481000	AWWSC Labor CAPX	CF	9300004187	10/31/2012	(72.77)
53481000	AWWSC Labor CAPX	CF	9300004187	10/31/2012	29.03
53481000	AWWSC Labor CAPX	UT	9300004205	10/31/2012	(42,927.65)
53481000	AWWSC Labor CAPX	UT	9300004205	10/31/2012	(1,976.05)
53481000	AWWSC Labor CAPX	UT	9300004203	10/31/2012	(21,378.71)
53481000	AWWSC Labor CAPX	UT	9300004203	10/31/2012	(1,797.71)
53481000	AWWSC Labor CAPX	UZ	2000000387	10/31/2012	(16,562.43)
53481000	AWWSC Labor CAPX	UZ	2000000394	10/31/2012	160.97
53481000	AWWSC Labor CAPX	UZ	2000000398	10/31/2012	(1,328.13)
53481000	AWWSC Labor CAPX	UZ	2000000385	10/31/2012	(72.70)
53481000	AWWSC Labor CAPX	UZ	2000000396	10/31/2012	(89.03)
53481000	AWWSC Labor CAPX	UZ	2000000396	10/31/2012	0.15
53481000	AWWSC Labor CAPX	UZ	2000000385	10/31/2012	(72.70)
53481000	AWWSC Labor CAPX	UZ	2000000393	10/31/2012	0.15
53481000	AWWSC Labor CAPX	UZ	2000000396	10/31/2012	(89.03)

## Kentucky American Water Company

Case No. 2012-00520

Response to PSC DR1, Item 31

Account	Description	Doc Type	Document Number	Posting Date	Amount
53481000	AWWSC Labor CAPX	UZ	2000000385	10/31/2012	18.02
53481000	AWWSC Labor CAPX	UZ	2000000385	10/31/2012	(103.60)
53481000	AWWSC Labor CAPX	UZ	2000000394	10/31/2012	0.15
53481000	AWWSC Labor CAPX	UZ	2000000396	10/31/2012	(89.03)
53481000	AWWSC Labor CAPX	UZ	2000000385	10/31/2012	(93.65)
53481000	AWWSC Labor CAPX	UZ	2000000393	10/31/2012	0.15
53481000	AWWSC Labor CAPX	UZ	2000000398	10/31/2012	(89.03)
53481000	AWWSC Labor CAPX	UZ	2000000387	10/31/2012	51.71
53481000	AWWSC Labor CAPX	UZ	2000000387	10/31/2012	(108.21)
53481000	AWWSC Labor CAPX	UZ	2000000393	10/31/2012	0.15
53481000	AWWSC Labor CAPX	UZ	2000000394	10/31/2012	(89.03)
53481000	AWWSC Labor CAPX	UZ	2000000387	10/31/2012	(55.48)
53481000	AWWSC Labor CAPX	UZ	2000000385	10/31/2012	(69.41)
53481000	AWWSC Labor CAPX	UZ	2000000396	10/31/2012	(89.03)
53481000	AWWSC Labor CAPX	UZ	2000000398	10/31/2012	0.15
53481000	AWWSC Labor CAPX	UZ	2000000385	10/31/2012	(348.82)
53481000	AWWSC Labor CAPX	UZ	2000000394	10/31/2012	0.45
53481000	AWWSC Labor CAPX	UZ	2000000394	10/31/2012	(267.06)
53481000	AWWSC Labor CAPX	UZ	2000000387	10/31/2012	63.67
53481000	AWWSC Labor CAPX	UZ	2000000385	10/31/2012	(721.79)
53481000	AWWSC Labor CAPX	UZ	2000000394	10/31/2012	(534.12)
53481000	AWWSC Labor CAPX	UZ	2000000396	10/31/2012	0.90
53481000	AWWSC Labor CAPX	UZ	2000000385	10/31/2012	(1,186.02)
53481000	AWWSC Labor CAPX	UZ	2000000393	10/31/2012	1.50
53481000	AWWSC Labor CAPX	UZ	2000000394	10/31/2012	(890.21)
53481000	AWWSC Labor CAPX	UZ	2000000385	10/31/2012	16.88
53481000	AWWSC Labor CAPX	UZ	2000000385	10/31/2012	(386.27)
53481000	AWWSC Labor CAPX	UZ	2000000394	10/31/2012	0.45
53481000	AWWSC Labor CAPX	UZ	2000000396	10/31/2012	(267.06)
53481000	AWWSC Labor CAPX	UZ	2000000385	10/31/2012	20.80
53481000	AWWSC Labor CAPX	UZ	2000000385	10/31/2012	13.32
53481000	AWWSC Labor CAPX	UZ	2000000385	10/31/2012	44.28
53481000	AWWSC Labor CAPX	UZ	2000000385	10/31/2012	(818.34)
53481000	AWWSC Labor CAPX	UZ	2000000394	10/31/2012	0.75
53481000	AWWSC Labor CAPX	UZ	2000000398	10/31/2012	(450.12)
53481000	AWWSC Labor CAPX	UZ	2000000387	10/31/2012	(10.16)
53481000	AWWSC Labor CAPX	UZ	2000000387	10/31/2012	(289.92)
53481000	AWWSC Labor CAPX	UZ	2000000394	10/31/2012	(178.75)
53481000	AWWSC Labor CAPX	UZ	2000000396	10/31/2012	0.32
53481000	AWWSC Labor CAPX	UZ	2000000385	10/31/2012	(94.21)
53481000	AWWSC Labor CAPX	UZ	2000000396	10/31/2012	0.15
53481000	AWWSC Labor CAPX	UZ	2000000396	10/31/2012	(89.03)
53481000	AWWSC Labor CAPX	UZ	2000000385	10/31/2012	250.55
53481000	AWWSC Labor CAPX	UZ	2000000387	10/31/2012	(67.90)
53481000	AWWSC Labor CAPX	UZ	2000000396	10/31/2012	0.15
53481000	AWWSC Labor CAPX	UZ	2000000398	10/31/2012	(89.03)
53481000	AWWSC Labor CAPX	UZ	2000000385	10/31/2012	(2.88)
53481000	AWWSC Labor CAPX	UZ	2000000387	10/31/2012	12.72
53481000	AWWSC Labor CAPX	UZ	2000000385	10/31/2012	(48.64)
53481000	AWWSC Labor CAPX	UZ	2000000385	10/31/2012	(66.65)
53481000	AWWSC Labor CAPX	UZ	2000000387	10/31/2012	53.53
53481000	AWWSC Labor CAPX	UZ	2000000393	10/31/2012	0.02
53481000	AWWSC Labor CAPX	UZ	2000000396	10/31/2012	(0.71)

## Kentucky American Water Company

Case No. 2012-00520

Response to PSC DR1, Item 31

Account	Description	Doc Type	Document Number	Posting Date	Amount
53481000	AWWSC Labor CAPX	UZ	2000000387	10/31/2012	(325.99)
53481000	AWWSC Labor CAPX	UZ	2000000394	10/31/2012	0.45
53481000	AWWSC Labor CAPX	UZ	2000000396	10/31/2012	(267.06)
53481000	AWWSC Labor CAPX	UZ	2000000385	10/31/2012	74.68
53481000	AWWSC Labor CAPX	UZ	2000000387	10/31/2012	(139.84)
53481000	AWWSC Labor CAPX	UZ	2000000394	10/31/2012	(89.03)
53481000	AWWSC Labor CAPX	UZ	2000000396	10/31/2012	0.15
53481000	AWWSC Labor CAPX	UZ	2000000385	10/31/2012	(104.87)
53481000	AWWSC Labor CAPX	UZ	2000000396	10/31/2012	0.15
53481000	AWWSC Labor CAPX	UZ	2000000398	10/31/2012	(89.03)
53481000	AWWSC Labor CAPX	UZ	2000000385	10/31/2012	(104.87)
53481000	AWWSC Labor CAPX	UZ	2000000393	10/31/2012	0.15
53481000	AWWSC Labor CAPX	UZ	2000000394	10/31/2012	(89.03)
53481000	AWWSC Labor CAPX	UZ	2000000385	10/31/2012	(247.99)
53481000	AWWSC Labor CAPX	UZ	2000000396	10/31/2012	(178.04)
53481000	AWWSC Labor CAPX	UZ	2000000396	10/31/2012	0.30
53481000	AWWSC Labor CAPX	UZ	2000000387	10/31/2012	(9.11)
53481000	AWWSC Labor CAPX	UZ	2000000387	10/31/2012	10.43
53481000	AWWSC Labor CAPX	UZ	2000000387	10/31/2012	4.83
53481000	AWWSC Labor CAPX	UZ	2000000385	10/31/2012	7.24
53481000	AWWSC Labor CAPX	UZ	2000000385	10/31/2012	28.96
53481000	AWWSC Labor CAPX	UZ	2000000385	10/31/2012	(6.40)
53481000	AWWSC Labor CAPX	UZ	2000000385	10/31/2012	3.57
53481000	AWWSC Labor CAPX	UZ	2000000385	10/31/2012	(9.40)
53481000	AWWSC Labor CAPX	UZ	2000000387	10/31/2012	3.57
53481000	AWWSC Labor CAPX	UZ	2000000385	10/31/2012	(9.41)
53481000	AWWSC Labor CAPX	UZ	2000000385	10/31/2012	3.57
53481000	AWWSC Labor CAPX	UZ	2000000385	10/31/2012	(4.07)
53481000	AWWSC Labor CAPX	UZ	2000000387	10/31/2012	18.42
53481000	AWWSC Labor CAPX	UZ	2000000385	10/31/2012	3.57
53481000	AWWSC Labor CAPX	UZ	2000000385	10/31/2012	(38.80)
53481000	AWWSC Labor CAPX	UZ	2000000385	10/31/2012	(358.77)
53481000	AWWSC Labor CAPX	UZ	2000000394	10/31/2012	(267.06)
53481000	AWWSC Labor CAPX	UZ	2000000396	10/31/2012	0.45
53481000	AWWSC Labor CAPX	UZ	2000000387	10/31/2012	253.26
53481000	AWWSC Labor CAPX	UZ	2000000387	10/31/2012	(3.69)
53481000	AWWSC Labor CAPX	UZ	2000000385	10/31/2012	(80.14)
53481000	AWWSC Labor CAPX	UZ	2000000393	10/31/2012	(89.03)
53481000	AWWSC Labor CAPX	UZ	2000000396	10/31/2012	0.15
53481000	AWWSC Labor CAPX	UZ	2000000385	10/31/2012	(332.45)
53481000	AWWSC Labor CAPX	UZ	2000000396	10/31/2012	0.45
53481000	AWWSC Labor CAPX	UZ	2000000396	10/31/2012	(267.06)
53481000	AWWSC Labor CAPX	UZ	2000000385	10/31/2012	297.48
53481000	AWWSC Labor CAPX	UZ	2000000387	10/31/2012	(379.67)
53481000	AWWSC Labor CAPX	UZ	2000000393	10/31/2012	0.15
53481000	AWWSC Labor CAPX	UZ	2000000396	10/31/2012	(89.03)
53481000	AWWSC Labor CAPX	UZ	2000000385	10/31/2012	(967.88)
53481000	AWWSC Labor CAPX	UZ	2000000394	10/31/2012	1.20
53481000	AWWSC Labor CAPX	UZ	2000000394	10/31/2012	(712.16)
53481000	AWWSC Labor CAPX	UZ	2000000385	10/31/2012	(253.90)
53481000	AWWSC Labor CAPX	UZ	2000000396	10/31/2012	0.30
53481000	AWWSC Labor CAPX	UZ	2000000396	10/31/2012	(178.04)
53481000	AWWSC Labor CAPX	UZ	2000000385	10/31/2012	(191.75)

Kentucky American Water Company

Case No. 2012-00520

Response to PSC DR1, Item 31

Account	Description	Doc Type	Document Number	Posting Date	Amount
53481000	AWWSC Labor CAPX	UZ	2000000394	10/31/2012	(178.04)
53481000	AWWSC Labor CAPX	UZ	2000000396	10/31/2012	0.30
53481000	AWWSC Labor CAPX	UZ	2000000387	10/31/2012	(191.75)
53481000	AWWSC Labor CAPX	UZ	2000000393	10/31/2012	0.30
53481000	AWWSC Labor CAPX	UZ	2000000396	10/31/2012	(178.04)
53481000	AWWSC Labor CAPX	UZ	2000000385	10/31/2012	(290.24)
53481000	AWWSC Labor CAPX	UZ	2000000393	10/31/2012	(178.04)
53481000	AWWSC Labor CAPX	UZ	2000000394	10/31/2012	0.30
53481000	AWWSC Labor CAPX	UZ	2000000385	10/31/2012	(309.73)
53481000	AWWSC Labor CAPX	UZ	2000000394	10/31/2012	0.45
53481000	AWWSC Labor CAPX	UZ	2000000396	10/31/2012	(267.06)
53481000	AWWSC Labor CAPX	UZ	2000000385	10/31/2012	(1,047.68)
53481000	AWWSC Labor CAPX	UZ	2000000394	10/31/2012	(804.35)
53481000	AWWSC Labor CAPX	UZ	2000000396	10/31/2012	1.69
53481000	AWWSC Labor CAPX	UZ	2000000387	10/31/2012	(859.83)
53481000	AWWSC Labor CAPX	UZ	2000000393	10/31/2012	1.05
53481000	AWWSC Labor CAPX	UZ	2000000394	10/31/2012	(623.14)
53481000	AWWSC Labor CAPX	UZ	2000000385	10/31/2012	(518.96)
53481000	AWWSC Labor CAPX	UZ	2000000393	10/31/2012	0.60
53481000	AWWSC Labor CAPX	UZ	2000000396	10/31/2012	(356.09)
53481000	AWWSC Labor CAPX	UZ	2000000387	10/31/2012	(719.62)
53481000	AWWSC Labor CAPX	UZ	2000000396	10/31/2012	0.60
53481000	AWWSC Labor CAPX	UZ	2000000396	10/31/2012	(356.09)
53481000	AWWSC Labor CAPX	UZ	2000000385	10/31/2012	(352.61)
53481000	AWWSC Labor CAPX	UZ	2000000394	10/31/2012	0.45
53481000	AWWSC Labor CAPX	UZ	2000000396	10/31/2012	(267.06)
53481000	AWWSC Labor CAPX	UZ	2000000387	10/31/2012	(352.61)
53481000	AWWSC Labor CAPX	UZ	2000000394	10/31/2012	0.45
53481000	AWWSC Labor CAPX	UZ	2000000394	10/31/2012	(267.06)
53481000	AWWSC Labor CAPX	UZ	2000000385	10/31/2012	(645.15)
53481000	AWWSC Labor CAPX	UZ	2000000385	10/31/2012	9.83
53481000	AWWSC Labor CAPX	UZ	2000000394	10/31/2012	0.75
53481000	AWWSC Labor CAPX	UZ	2000000396	10/31/2012	(445.10)
53481000	AWWSC Labor CAPX	UZ	2000000385	10/31/2012	3.57
53481000	AWWSC Labor CAPX	UZ	2000000385	10/31/2012	(631.59)
53481000	AWWSC Labor CAPX	UZ	2000000394	10/31/2012	0.75
53481000	AWWSC Labor CAPX	UZ	2000000396	10/31/2012	(445.10)
53481000	AWWSC Labor CAPX	UZ	2000000385	10/31/2012	(10,507.24)
53481000	AWWSC Labor CAPX	UZ	2000000393	10/31/2012	10.34
53481000	AWWSC Labor CAPX	UZ	2000000396	10/31/2012	(6,142.39)
53481000	AWWSC Labor CAPX	UZ	2000000387	10/31/2012	(6,033.89)
53481000	AWWSC Labor CAPX	UZ	2000000394	10/31/2012	(2,848.65)
53481000	AWWSC Labor CAPX	UZ	2000000396	10/31/2012	4.80
53481000	AWWSC Labor CAPX	UZ	2000000385	10/31/2012	(781.53)
53481000	AWWSC Labor CAPX	UZ	2000000393	10/31/2012	1.05
53481000	AWWSC Labor CAPX	UZ	2000000396	10/31/2012	(623.14)
53481000	AWWSC Labor CAPX	UZ	2000000385	10/31/2012	92.06
53481000	AWWSC Labor CAPX	UZ	2000000385	10/31/2012	(32.23)
53481000	AWWSC Labor CAPX	UZ	2000000387	10/31/2012	(302.46)
53481000	AWWSC Labor CAPX	UZ	2000000394	10/31/2012	(267.06)
53481000	AWWSC Labor CAPX	UZ	2000000396	10/31/2012	0.45
53481000	AWWSC Labor CAPX	UZ	2000000385	10/31/2012	(670.95)
53481000	AWWSC Labor CAPX	UZ	2000000396	10/31/2012	(534.12)

## Kentucky American Water Company

Case No. 2012-00520

Response to PSC DR1, Item 31

Account	Description	Doc Type	Document Number	Posting Date	Amount
53481000	AWWSC Labor CAPX	UZ	2000000396	10/31/2012	0.90
53481000	AWWSC Labor CAPX	UZ	2000000385	10/31/2012	(289.09)
53481000	AWWSC Labor CAPX	UZ	2000000393	10/31/2012	(178.04)
53481000	AWWSC Labor CAPX	UZ	2000000396	10/31/2012	0.30
53481000	AWWSC Labor CAPX	UZ	2000000387	10/31/2012	(240.03)
53481000	AWWSC Labor CAPX	UZ	2000000394	10/31/2012	(178.04)
53481000	AWWSC Labor CAPX	UZ	2000000394	10/31/2012	0.30
53481000	AWWSC Labor CAPX	UZ	2000000385	10/31/2012	(363.99)
53481000	AWWSC Labor CAPX	UZ	2000000394	10/31/2012	(267.06)
53481000	AWWSC Labor CAPX	UZ	2000000396	10/31/2012	0.45
53481000	AWWSC Labor CAPX	UZ	2000000385	10/31/2012	(363.99)
53481000	AWWSC Labor CAPX	UZ	2000000396	10/31/2012	0.45
53481000	AWWSC Labor CAPX	UZ	2000000396	10/31/2012	(267.06)
53481000	AWWSC Labor CAPX	UZ	2000000385	10/31/2012	(363.99)
53481000	AWWSC Labor CAPX	UZ	2000000396	10/31/2012	(267.06)
53481000	AWWSC Labor CAPX	UZ	2000000398	10/31/2012	0.45
53481000	AWWSC Labor CAPX	UZ	2000000384	10/31/2012	(2,214.10)
53481000	AWWSC Labor CAPX	UZ	2000000394	10/31/2012	1.80
53481000	AWWSC Labor CAPX	UZ	2000000396	10/31/2012	(1,068.25)
53481000	AWWSC Labor CAPX	UZ	2000000387	10/31/2012	(2,523.21)
53481000	AWWSC Labor CAPX	UZ	2000000394	10/31/2012	0.90
53481000	AWWSC Labor CAPX	UZ	2000000394	10/31/2012	(534.12)
53481000	AWWSC Labor CAPX	UZ	2000000385	10/31/2012	(5,263.21)
53481000	AWWSC Labor CAPX	UZ	2000000394	10/31/2012	3.90
53481000	AWWSC Labor CAPX	UZ	2000000394	10/31/2012	(2,314.53)
53481000	AWWSC Labor CAPX	UZ	2000000385	10/31/2012	(538.55)
53481000	AWWSC Labor CAPX	UZ	2000000394	10/31/2012	0.75
53481000	AWWSC Labor CAPX	UZ	2000000396	10/31/2012	(445.10)
53481000	AWWSC Labor CAPX	UZ	2000000387	10/31/2012	(499.56)
53481000	AWWSC Labor CAPX	UZ	2000000394	10/31/2012	(356.09)
53481000	AWWSC Labor CAPX	UZ	2000000394	10/31/2012	0.60
53481000	AWWSC Labor CAPX	UZ	2000000385	10/31/2012	(172.78)
53481000	AWWSC Labor CAPX	UZ	2000000393	10/31/2012	0.15
53481000	AWWSC Labor CAPX	UZ	2000000396	10/31/2012	(89.03)
53481000	AWWSC Labor CAPX	UZ	2000000386	10/31/2012	(327.56)
53481000	AWWSC Labor CAPX	UZ	2000000394	10/31/2012	0.45
53481000	AWWSC Labor CAPX	UZ	2000000396	10/31/2012	(267.06)
53481000	AWWSC Labor CAPX	UZ	2000000385	10/31/2012	(271.63)
53481000	AWWSC Labor CAPX	UZ	2000000393	10/31/2012	0.30
53481000	AWWSC Labor CAPX	UZ	2000000394	10/31/2012	(178.04)
53481000	AWWSC Labor CAPX	UZ	2000000385	10/31/2012	(534.76)
53481000	AWWSC Labor CAPX	UZ	2000000394	10/31/2012	0.75
53481000	AWWSC Labor CAPX	UZ	2000000394	10/31/2012	(445.10)
53481000	AWWSC Labor CAPX	UZ	2000000385	10/31/2012	(691.93)
53481000	AWWSC Labor CAPX	UZ	2000000396	10/31/2012	(534.12)
53481000	AWWSC Labor CAPX	UZ	2000000396	10/31/2012	0.90
53481000	AWWSC Labor CAPX	UZ	2000000385	10/31/2012	(252.95)
53481000	AWWSC Labor CAPX	UZ	2000000393	10/31/2012	0.30
53481000	AWWSC Labor CAPX	UZ	2000000396	10/31/2012	(178.04)
53481000	AWWSC Labor CAPX	UZ	2000000385	10/31/2012	(515.78)
53481000	AWWSC Labor CAPX	UZ	2000000394	10/31/2012	0.45
53481000	AWWSC Labor CAPX	UZ	2000000396	10/31/2012	(267.06)
53481000	AWWSC Labor CAPX	UZ	2000000387	10/31/2012	(235.65)

Kentucky American Water Company  
Case No. 2012-00520  
Response to PSC DR1, Item 31

Account	Description	Doc Type	Document Number	Posting Date	Amount
53481000	AWWSC Labor CAPX	UZ	2000000394	10/31/2012	0.30
53481000	AWWSC Labor CAPX	UZ	2000000394	10/31/2012	(178.04)
53481000	AWWSC Labor CAPX	UZ	2000000385	10/31/2012	(270.22)
53481000	AWWSC Labor CAPX	UZ	2000000393	10/31/2012	(178.04)
53481000	AWWSC Labor CAPX	UZ	2000000396	10/31/2012	0.30
53481000	AWWSC Labor CAPX	UZ	2000000387	10/31/2012	(58.87)
53481000	AWWSC Labor CAPX	UZ	2000000386	10/31/2012	61.89
53481000	AWWSC Labor CAPX	UZ	2000000385	10/31/2012	(58.86)
53481000	AWWSC Labor CAPX	UZ	2000000387	10/31/2012	(67.61)
53481000	AWWSC Labor CAPX	UZ	2000000394	10/31/2012	0.15
53481000	AWWSC Labor CAPX	UZ	2000000396	10/31/2012	(89.03)
53481000	AWWSC Labor CAPX	UZ	2000000385	10/31/2012	(67.61)
53481000	AWWSC Labor CAPX	UZ	2000000393	10/31/2012	0.15
53481000	AWWSC Labor CAPX	UZ	2000000394	10/31/2012	(89.03)
53481000	AWWSC Labor CAPX	UZ	2000000385	10/31/2012	(67.61)
53481000	AWWSC Labor CAPX	UZ	2000000394	10/31/2012	(89.03)
53481000	AWWSC Labor CAPX	UZ	2000000394	10/31/2012	0.15
53481000	AWWSC Labor CAPX	UZ	2000000387	10/31/2012	(211.70)
53481000	AWWSC Labor CAPX	UZ	2000000393	10/31/2012	0.30
53481000	AWWSC Labor CAPX	UZ	2000000394	10/31/2012	(178.04)
53481000	AWWSC Labor CAPX	UZ	2000000385	10/31/2012	(211.70)
53481000	AWWSC Labor CAPX	UZ	2000000393	10/31/2012	0.30
53481000	AWWSC Labor CAPX	UZ	2000000394	10/31/2012	(178.04)
53481000	AWWSC Labor CAPX	UZ	2000000387	10/31/2012	(697.19)
53481000	AWWSC Labor CAPX	UZ	2000000393	10/31/2012	(534.12)
53481000	AWWSC Labor CAPX	UZ	2000000396	10/31/2012	0.90
53481000	AWWSC Labor CAPX	UZ	2000000385	10/31/2012	(623.21)
53481000	AWWSC Labor CAPX	UZ	2000000394	10/31/2012	0.75
53481000	AWWSC Labor CAPX	UZ	2000000396	10/31/2012	(445.10)
53481000	AWWSC Labor CAPX	UZ	2000000385	10/31/2012	544.16
53481000	AWWSC Labor CAPX	UZ	2000000385	10/31/2012	(762.47)
53481000	AWWSC Labor CAPX	UZ	2000000393	10/31/2012	0.90
53481000	AWWSC Labor CAPX	UZ	2000000394	10/31/2012	(534.12)
53481000	AWWSC Labor CAPX	UZ	2000000384	10/31/2012	(795.50)
53481000	AWWSC Labor CAPX	UZ	2000000385	10/31/2012	544.16
53481000	AWWSC Labor CAPX	UZ	2000000396	10/31/2012	(623.14)
53481000	AWWSC Labor CAPX	UZ	2000000396	10/31/2012	1.05
53481000	AWWSC Labor CAPX	UZ	2000000385	10/31/2012	(1,404.92)
53481000	AWWSC Labor CAPX	UZ	2000000385	10/31/2012	899.92
53481000	AWWSC Labor CAPX	UZ	2000000394	10/31/2012	(1,068.25)
53481000	AWWSC Labor CAPX	UZ	2000000396	10/31/2012	1.80
53481000	AWWSC Labor CAPX	UZ	2000000385	10/31/2012	(430.73)
53481000	AWWSC Labor CAPX	UZ	2000000385	10/31/2012	310.23
53481000	AWWSC Labor CAPX	UZ	2000000394	10/31/2012	(356.09)
53481000	AWWSC Labor CAPX	UZ	2000000396	10/31/2012	0.60
53481000	AWWSC Labor CAPX	UZ	2000000385	10/31/2012	388.93
53481000	AWWSC Labor CAPX	UZ	2000000385	10/31/2012	(509.45)
53481000	AWWSC Labor CAPX	UZ	2000000394	10/31/2012	(356.09)
53481000	AWWSC Labor CAPX	UZ	2000000394	10/31/2012	0.60
53481000	AWWSC Labor CAPX	UZ	2000000385	10/31/2012	(1,067.03)
53481000	AWWSC Labor CAPX	UZ	2000000387	10/31/2012	666.57
53481000	AWWSC Labor CAPX	UZ	2000000396	10/31/2012	1.35
53481000	AWWSC Labor CAPX	UZ	2000000396	10/31/2012	(801.18)

Kentucky American Water Company  
Case No. 2012-00520  
Response to PSC DR1, Item 31

Account	Description	Doc Type	Document Number	Posting Date	Amount
53481000	AWWSC Labor CAPX	UZ	2000000385	10/31/2012	(1,123.16)
53481000	AWWSC Labor CAPX	UZ	2000000385	10/31/2012	653.28
53481000	AWWSC Labor CAPX	UZ	2000000394	10/31/2012	(890.21)
53481000	AWWSC Labor CAPX	UZ	2000000396	10/31/2012	1.50
53481100	AWWSC Pension CAPX	CF	9300004086	10/31/2012	1.92
53481100	AWWSC Pension CAPX	CF	9300004087	10/31/2012	3.88
53481100	AWWSC Pension CAPX	CF	9300004087	10/31/2012	1.93
53481100	AWWSC Pension CAPX	CF	9300004087	10/31/2012	4.49
53481100	AWWSC Pension CAPX	CF	9300004087	10/31/2012	0.87
53481100	AWWSC Pension CAPX	CF	9300004088	10/31/2012	4.38
53481100	AWWSC Pension CAPX	CF	9300004088	10/31/2012	1.35
53481100	AWWSC Pension CAPX	CF	9300004088	10/31/2012	3.30
53481100	AWWSC Pension CAPX	CF	9300004089	10/31/2012	0.93
53481100	AWWSC Pension CAPX	CF	9300004089	10/31/2012	2.00
53481100	AWWSC Pension CAPX	CF	9300004090	10/31/2012	2.59
53481100	AWWSC Pension CAPX	CF	9300004090	10/31/2012	0.58
53481100	AWWSC Pension CAPX	CF	9300004091	10/31/2012	5.15
53481100	AWWSC Pension CAPX	CF	9300004091	10/31/2012	2.42
53481100	AWWSC Pension CAPX	CF	9300004091	10/31/2012	3.13
53481100	AWWSC Pension CAPX	CF	9300004092	10/31/2012	2.69
53481100	AWWSC Pension CAPX	CF	9300004092	10/31/2012	1.26
53481100	AWWSC Pension CAPX	CF	9300004092	10/31/2012	1.34
53481100	AWWSC Pension CAPX	CF	9300004093	10/31/2012	0.51
53481100	AWWSC Pension CAPX	CF	9300004093	10/31/2012	6.35
53481100	AWWSC Pension CAPX	CF	9300004094	10/31/2012	7.17
53481100	AWWSC Pension CAPX	CF	9300004094	10/31/2012	1.09
53481100	AWWSC Pension CAPX	CF	9300004095	10/31/2012	64.36
53481100	AWWSC Pension CAPX	CF	9300004095	10/31/2012	3,339.98
53481100	AWWSC Pension CAPX	CF	9300004095	10/31/2012	953.19
53481100	AWWSC Pension CAPX	CF	9300004096	10/31/2012	224.83
53481100	AWWSC Pension CAPX	CF	9300004098	10/31/2012	488.25
53481100	AWWSC Pension CAPX	CF	9300004098	10/31/2012	79.75
53481100	AWWSC Pension CAPX	CF	9300004099	10/31/2012	91.17
53481100	AWWSC Pension CAPX	CF	9300004099	10/31/2012	190.63
53481100	AWWSC Pension CAPX	CF	9300004099	10/31/2012	386.60
53481100	AWWSC Pension CAPX	CF	9300004101	10/31/2012	453.25
53481100	AWWSC Pension CAPX	CF	9300004101	10/31/2012	233.00
53481100	AWWSC Pension CAPX	CF	9300004101	10/31/2012	919.20
53481100	AWWSC Pension CAPX	CF	9300004101	10/31/2012	472.52
53481100	AWWSC Pension CAPX	CF	9300004103	10/31/2012	280.82
53481100	AWWSC Pension CAPX	CF	9300004103	10/31/2012	569.50
53481100	AWWSC Pension CAPX	CF	9300004104	10/31/2012	183.81
53481100	AWWSC Pension CAPX	CF	9300004104	10/31/2012	115.36
53481100	AWWSC Pension CAPX	CF	9300004104	10/31/2012	372.76
53481100	AWWSC Pension CAPX	CF	9300004104	10/31/2012	233.95
53481100	AWWSC Pension CAPX	CF	9300004105	10/31/2012	1.04
53481100	AWWSC Pension CAPX	CF	9300004105	10/31/2012	2.64
53481100	AWWSC Pension CAPX	CF	9300004105	10/31/2012	1.52
53481100	AWWSC Pension CAPX	CF	9300004105	10/31/2012	0.80
53481100	AWWSC Pension CAPX	CF	9300004105	10/31/2012	2.02
53481100	AWWSC Pension CAPX	CF	9300004106	10/31/2012	6.76
53481100	AWWSC Pension CAPX	CF	9300004106	10/31/2012	1.85
53481100	AWWSC Pension CAPX	CF	9300004107	10/31/2012	0.64



Kentucky American Water Company  
Case No. 2012-00520  
Response to PSC DR1, Item 31

Account	Description	Doc Type	Document Number	Posting Date	Amount
53481100	AWWSC Pension CAPX	CF	9300004107	10/31/2012	10.00
53481100	AWWSC Pension CAPX	CF	9300004107	10/31/2012	0.03
53481100	AWWSC Pension CAPX	CF	9300004107	10/31/2012	1.99
53481100	AWWSC Pension CAPX	CF	9300004107	10/31/2012	0.14
53481100	AWWSC Pension CAPX	CF	9300004107	10/31/2012	0.20
53481100	AWWSC Pension CAPX	CF	9300004108	10/31/2012	0.11
53481100	AWWSC Pension CAPX	CF	9300004108	10/31/2012	0.03
53481100	AWWSC Pension CAPX	CF	9300004109	10/31/2012	0.22
53481100	AWWSC Pension CAPX	CF	9300004111	10/31/2012	0.09
53481100	AWWSC Pension CAPX	CF	9300004111	10/31/2012	0.13
53481100	AWWSC Pension CAPX	CF	9300004112	10/31/2012	0.06
53481100	AWWSC Pension CAPX	CF	9300004112	10/31/2012	0.16
53481100	AWWSC Pension CAPX	CF	9300004113	10/31/2012	0.07
53481100	AWWSC Pension CAPX	CF	9300004114	10/31/2012	0.04
53481100	AWWSC Pension CAPX	CF	9300004114	10/31/2012	0.07
53481100	AWWSC Pension CAPX	CF	9300004115	10/31/2012	0.04
53481100	AWWSC Pension CAPX	CF	9300004115	10/31/2012	0.08
53481100	AWWSC Pension CAPX	CF	9300004116	10/31/2012	0.03
53481100	AWWSC Pension CAPX	CF	9300004117	10/31/2012	0.17
53481100	AWWSC Pension CAPX	CF	9300004117	10/31/2012	0.15
53481100	AWWSC Pension CAPX	CF	9300004117	10/31/2012	0.11
53481100	AWWSC Pension CAPX	CF	9300004118	10/31/2012	0.17
53481100	AWWSC Pension CAPX	CF	9300004119	10/31/2012	0.05
53481100	AWWSC Pension CAPX	CF	9300004128	10/31/2012	740.07
53481100	AWWSC Pension CAPX	CF	9300004131	10/31/2012	598.43
53481100	AWWSC Pension CAPX	CF	9300004134	10/31/2012	710.52
53481100	AWWSC Pension CAPX	CF	9300004142	10/31/2012	605.98
53481100	AWWSC Pension CAPX	CF	9300004155	10/31/2012	1,455.33
53481100	AWWSC Pension CAPX	CF	9300004166	10/31/2012	465.24
53481100	AWWSC Pension CAPX	CF	9300004185	10/31/2012	246.00
53481100	AWWSC Pension CAPX	CF	9300004185	10/31/2012	119.46
53481100	AWWSC Pension CAPX	CF	9300004186	10/31/2012	412.06
53481100	AWWSC Pension CAPX	CF	9300004186	10/31/2012	226.55
53481100	AWWSC Pension CAPX	CF	9300004186	10/31/2012	204.74
53481100	AWWSC Pension CAPX	CF	9300004187	10/31/2012	199.52
53481100	AWWSC Pension CAPX	CF	9300004187	10/31/2012	159.44
53481100	AWWSC Pension CAPX	CF	9300004187	10/31/2012	155.21
53481100	AWWSC Pension CAPX	CF	9300004187	10/31/2012	232.20
53481100	AWWSC Pension CAPX	UT	9300004205	10/31/2012	(5,330.67)
53481100	AWWSC Pension CAPX	UT	9300004203	10/31/2012	(3,378.54)
53481100	AWWSC Pension CAPX	UZ	2000000396	10/31/2012	(2,954.53)
53481100	AWWSC Pension CAPX	UZ	2000000396	10/31/2012	(11.70)
53481100	AWWSC Pension CAPX	UZ	2000000396	10/31/2012	(11.70)
53481100	AWWSC Pension CAPX	UZ	2000000396	10/31/2012	(11.70)
53481100	AWWSC Pension CAPX	UZ	2000000393	10/31/2012	(11.70)
53481100	AWWSC Pension CAPX	UZ	2000000396	10/31/2012	(11.70)
53481100	AWWSC Pension CAPX	UZ	2000000394	10/31/2012	(11.70)
53481100	AWWSC Pension CAPX	UZ	2000000396	10/31/2012	(35.11)
53481100	AWWSC Pension CAPX	UZ	2000000393	10/31/2012	(70.21)
53481100	AWWSC Pension CAPX	UZ	2000000396	10/31/2012	(117.03)
53481100	AWWSC Pension CAPX	UZ	2000000394	10/31/2012	(35.11)
53481100	AWWSC Pension CAPX	UZ	2000000396	10/31/2012	(88.25)
53481100	AWWSC Pension CAPX	UZ	2000000396	10/31/2012	(25.25)

Kentucky American Water Company  
Case No. 2012-00520  
Response to PSC DR1, Item 31

Account	Description	Doc Type	Document Number	Posting Date	Amount
53481100	AWWSC Pension CAPX	UZ	2000000396	10/31/2012	(11.70)
53481100	AWWSC Pension CAPX	UZ	2000000396	10/31/2012	(11.70)
53481100	AWWSC Pension CAPX	UZ	2000000394	10/31/2012	(1.85)
53481100	AWWSC Pension CAPX	UZ	2000000393	10/31/2012	(35.11)
53481100	AWWSC Pension CAPX	UZ	2000000393	10/31/2012	(11.70)
53481100	AWWSC Pension CAPX	UZ	2000000394	10/31/2012	(11.70)
53481100	AWWSC Pension CAPX	UZ	2000000396	10/31/2012	(11.70)
53481100	AWWSC Pension CAPX	UZ	2000000394	10/31/2012	(23.40)
53481100	AWWSC Pension CAPX	UZ	2000000394	10/31/2012	(35.11)
53481100	AWWSC Pension CAPX	UZ	2000000394	10/31/2012	(11.70)
53481100	AWWSC Pension CAPX	UZ	2000000393	10/31/2012	(35.11)
53481100	AWWSC Pension CAPX	UZ	2000000394	10/31/2012	(11.70)
53481100	AWWSC Pension CAPX	UZ	2000000394	10/31/2012	(93.63)
53481100	AWWSC Pension CAPX	UZ	2000000393	10/31/2012	(23.40)
53481100	AWWSC Pension CAPX	UZ	2000000394	10/31/2012	(23.40)
53481100	AWWSC Pension CAPX	UZ	2000000396	10/31/2012	(23.40)
53481100	AWWSC Pension CAPX	UZ	2000000394	10/31/2012	(23.40)
53481100	AWWSC Pension CAPX	UZ	2000000396	10/31/2012	(35.11)
53481100	AWWSC Pension CAPX	UZ	2000000394	10/31/2012	(107.00)
53481100	AWWSC Pension CAPX	UZ	2000000396	10/31/2012	(81.93)
53481100	AWWSC Pension CAPX	UZ	2000000396	10/31/2012	(46.81)
53481100	AWWSC Pension CAPX	UZ	2000000396	10/31/2012	(46.81)
53481100	AWWSC Pension CAPX	UZ	2000000396	10/31/2012	(35.11)
53481100	AWWSC Pension CAPX	UZ	2000000396	10/31/2012	(35.11)
53481100	AWWSC Pension CAPX	UZ	2000000394	10/31/2012	(58.51)
53481100	AWWSC Pension CAPX	UZ	2000000396	10/31/2012	(58.51)
53481100	AWWSC Pension CAPX	UZ	2000000396	10/31/2012	(807.43)
53481100	AWWSC Pension CAPX	UZ	2000000396	10/31/2012	(374.47)
53481100	AWWSC Pension CAPX	UZ	2000000394	10/31/2012	(81.93)
53481100	AWWSC Pension CAPX	UZ	2000000396	10/31/2012	(35.11)
53481100	AWWSC Pension CAPX	UZ	2000000396	10/31/2012	(70.21)
53481100	AWWSC Pension CAPX	UZ	2000000393	10/31/2012	(23.40)
53481100	AWWSC Pension CAPX	UZ	2000000396	10/31/2012	(23.40)
53481100	AWWSC Pension CAPX	UZ	2000000394	10/31/2012	(35.11)
53481100	AWWSC Pension CAPX	UZ	2000000396	10/31/2012	(35.11)
53481100	AWWSC Pension CAPX	UZ	2000000394	10/31/2012	(140.43)
53481100	AWWSC Pension CAPX	UZ	2000000393	10/31/2012	(70.21)
53481100	AWWSC Pension CAPX	UZ	2000000394	10/31/2012	(304.26)
53481100	AWWSC Pension CAPX	UZ	2000000397	10/31/2012	(58.51)
53481100	AWWSC Pension CAPX	UZ	2000000393	10/31/2012	(46.81)
53481100	AWWSC Pension CAPX	UZ	2000000396	10/31/2012	(11.70)
53481100	AWWSC Pension CAPX	UZ	2000000394	10/31/2012	(35.11)
53481100	AWWSC Pension CAPX	UZ	2000000396	10/31/2012	(23.40)
53481100	AWWSC Pension CAPX	UZ	2000000394	10/31/2012	(58.51)
53481100	AWWSC Pension CAPX	UZ	2000000394	10/31/2012	(70.21)
53481100	AWWSC Pension CAPX	UZ	2000000394	10/31/2012	(23.40)
53481100	AWWSC Pension CAPX	UZ	2000000396	10/31/2012	(35.11)
53481100	AWWSC Pension CAPX	UZ	2000000396	10/31/2012	(23.40)
53481100	AWWSC Pension CAPX	UZ	2000000398	10/31/2012	(23.40)
53481100	AWWSC Pension CAPX	UZ	2000000396	10/31/2012	(11.70)
53481100	AWWSC Pension CAPX	UZ	2000000394	10/31/2012	(11.70)
53481100	AWWSC Pension CAPX	UZ	2000000394	10/31/2012	(11.70)

Kentucky American Water Company  
Case No. 2012-00520  
Response to PSC DR1, Item 31

Account	Description	Doc Type	Document Number	Posting Date	Amount
53481100	AWWSC Pension CAPX	UZ	2000000396	10/31/2012	(23.40)
53481100	AWWSC Pension CAPX	UZ	2000000394	10/31/2012	(23.40)
53481100	AWWSC Pension CAPX	UZ	2000000393	10/31/2012	(70.21)
53481100	AWWSC Pension CAPX	UZ	2000000394	10/31/2012	(58.51)
53481100	AWWSC Pension CAPX	UZ	2000000394	10/31/2012	(70.21)
53481100	AWWSC Pension CAPX	UZ	2000000394	10/31/2012	(81.93)
53481100	AWWSC Pension CAPX	UZ	2000000396	10/31/2012	(140.43)
53481100	AWWSC Pension CAPX	UZ	2000000393	10/31/2012	(46.81)
53481100	AWWSC Pension CAPX	UZ	2000000394	10/31/2012	(46.81)
53481100	AWWSC Pension CAPX	UZ	2000000393	10/31/2012	(105.33)
53481100	AWWSC Pension CAPX	UZ	2000000394	10/31/2012	(117.03)
53481200	AWWSC Group Ins CAPX	CF	9300003462	10/31/2012	32.82
53481200	AWWSC Group Ins CAPX	CF	9300003463	10/31/2012	14.23
53481200	AWWSC Group Ins CAPX	CF	9300003464	10/31/2012	3.75
53481200	AWWSC Group Ins CAPX	CF	9300003465	10/31/2012	19.03
53481200	AWWSC Group Ins CAPX	CF	9300003466	10/31/2012	46.33
53481200	AWWSC Group Ins CAPX	CF	9300003467	10/31/2012	2.15
53481200	AWWSC Group Ins CAPX	CF	9300003468	10/31/2012	257.56
53481200	AWWSC Group Ins CAPX	CF	9300003469	10/31/2012	(6.13)
53481200	AWWSC Group Ins CAPX	CF	9300003470	10/31/2012	12.47
53481200	AWWSC Group Ins CAPX	CF	9300003471	10/31/2012	9.39
53481200	AWWSC Group Ins CAPX	CF	9300003472	10/31/2012	84.86
53481200	AWWSC Group Ins CAPX	CF	9300003489	10/31/2012	122.82
53481200	AWWSC Group Ins CAPX	CF	9300003490	10/31/2012	66.67
53481200	AWWSC Group Ins CAPX	CF	9300003491	10/31/2012	90.67
53481200	AWWSC Group Ins CAPX	CF	9300003492	10/31/2012	21.85
53481200	AWWSC Group Ins CAPX	CF	9300003493	10/31/2012	213.38
53481200	AWWSC Group Ins CAPX	CF	9300003497	10/31/2012	9.34
53481200	AWWSC Group Ins CAPX	CF	9300003498	10/31/2012	22.84
53481200	AWWSC Group Ins CAPX	CF	9300003499	10/31/2012	0.59
53481200	AWWSC Group Ins CAPX	CF	9300003501	10/31/2012	782.02
53481200	AWWSC Group Ins CAPX	CF	9300003502	10/31/2012	77.85
53481200	AWWSC Group Ins CAPX	CF	9300003503	10/31/2012	38.86
53481200	AWWSC Group Ins CAPX	CF	9300003504	10/31/2012	(0.23)
53481200	AWWSC Group Ins CAPX	CF	9300003505	10/31/2012	173.73
53481200	AWWSC Group Ins CAPX	CF	9300003506	10/31/2012	5,704.80
53481200	AWWSC Group Ins CAPX	CF	9300003507	10/31/2012	99.81
53481200	AWWSC Group Ins CAPX	CF	9300003510	10/31/2012	31.87
53481200	AWWSC Group Ins CAPX	CF	9300003512	10/31/2012	30.89
53481200	AWWSC Group Ins CAPX	CF	9300003514	10/31/2012	36.72
53481200	AWWSC Group Ins CAPX	CF	9300003516	10/31/2012	5.01
53481200	AWWSC Group Ins CAPX	CF	9300003518	10/31/2012	1.85
53481200	AWWSC Group Ins CAPX	CF	9300003520	10/31/2012	5.46
53481200	AWWSC Group Ins CAPX	CF	9300003522	10/31/2012	20.03
53481200	AWWSC Group Ins CAPX	CF	9300003523	10/31/2012	25.05
53481200	AWWSC Group Ins CAPX	CF	9300003525	10/31/2012	32.57
53481200	AWWSC Group Ins CAPX	CF	9300003527	10/31/2012	25.98
53481200	AWWSC Group Ins CAPX	CF	9300003529	10/31/2012	37.20
53481200	AWWSC Group Ins CAPX	CF	9300003531	10/31/2012	75.14
53481200	AWWSC Group Ins CAPX	CF	9300003533	10/31/2012	50.47
53481200	AWWSC Group Ins CAPX	CF	9300003537	10/31/2012	78.01
53481200	AWWSC Group Ins CAPX	CF	9300003539	10/31/2012	80.49
53481200	AWWSC Group Ins CAPX	CF	9300003541	10/31/2012	80.15

## Kentucky American Water Company

Case No. 2012-00520

Response to PSC DR1, Item 31

Account	Description	Doc Type	Document Number	Posting Date	Amount
53481200	AWWSC Group Ins CAPX	CF	9300003543	10/31/2012	21.61
53481200	AWWSC Group Ins CAPX	CF	9300003545	10/31/2012	75.35
53481200	AWWSC Group Ins CAPX	CF	9300003547	10/31/2012	85.75
53481200	AWWSC Group Ins CAPX	CF	9300003549	10/31/2012	321.06
53481200	AWWSC Group Ins CAPX	CF	9300003552	10/31/2012	250.72
53481200	AWWSC Group Ins CAPX	CF	9300003554	10/31/2012	286.84
53481200	AWWSC Group Ins CAPX	CF	9300003556	10/31/2012	42.31
53481200	AWWSC Group Ins CAPX	CF	9300003558	10/31/2012	42.38
53481200	AWWSC Group Ins CAPX	CF	9300003560	10/31/2012	42.31
53481200	AWWSC Group Ins CAPX	CF	9300003562	10/31/2012	24.98
53481200	AWWSC Group Ins CAPX	CF	9300003564	10/31/2012	22.80
53481200	AWWSC Group Ins CAPX	CF	9300003566	10/31/2012	2.42
53481200	AWWSC Group Ins CAPX	CF	9300003568	10/31/2012	2.42
53481200	AWWSC Group Ins CAPX	CF	9300003570	10/31/2012	2.42
53481200	AWWSC Group Ins CAPX	CF	9300003593	10/31/2012	(8.86)
53481200	AWWSC Group Ins CAPX	CF	9300003605	10/31/2012	(4.69)
53481200	AWWSC Group Ins CAPX	CF	9300003606	10/31/2012	26.99
53481200	AWWSC Group Ins CAPX	CF	9300003622	10/31/2012	98.69
53481200	AWWSC Group Ins CAPX	CF	9300003624	10/31/2012	340.56
53481200	AWWSC Group Ins CAPX	CF	9300003625	10/31/2012	27.47
53481200	AWWSC Group Ins CAPX	CF	9300003628	10/31/2012	1,249.68
53481200	AWWSC Group Ins CAPX	CF	9300003629	10/31/2012	69.18
53481200	AWWSC Group Ins CAPX	CF	9300003630	10/31/2012	2.57
53481200	AWWSC Group Ins CAPX	CF	9300003631	10/31/2012	(0.11)
53481200	AWWSC Group Ins CAPX	CF	9300003634	10/31/2012	72.77
53481200	AWWSC Group Ins CAPX	CF	9300003635	10/31/2012	(0.11)
53481200	AWWSC Group Ins CAPX	CF	9300003638	10/31/2012	42.31
53481200	AWWSC Group Ins CAPX	CF	9300003641	10/31/2012	42.31
53481200	AWWSC Group Ins CAPX	CF	9300003643	10/31/2012	73.87
53481200	AWWSC Group Ins CAPX	CF	9300003645	10/31/2012	73.87
53481200	AWWSC Group Ins CAPX	CF	9300003647	10/31/2012	107.30
53481200	AWWSC Group Ins CAPX	CF	9300003650	10/31/2012	149.30
53481200	AWWSC Group Ins CAPX	CF	9300003652	10/31/2012	59.25
53481200	AWWSC Group Ins CAPX	CF	9300003654	10/31/2012	86.35
53481200	AWWSC Group Ins CAPX	CF	9300003656	10/31/2012	11.13
53481200	AWWSC Group Ins CAPX	CF	9300003658	10/31/2012	11.13
53481200	AWWSC Group Ins CAPX	CF	9300003660	10/31/2012	46.19
53481200	AWWSC Group Ins CAPX	CF	9300003662	10/31/2012	111.04
53481200	AWWSC Group Ins CAPX	CF	9300003664	10/31/2012	51.90
53481200	AWWSC Group Ins CAPX	CF	9300003667	10/31/2012	0.45
53481200	AWWSC Group Ins CAPX	CF	9300003673	10/31/2012	(0.46)
53481200	AWWSC Group Ins CAPX	CF	9300003675	10/31/2012	(13.09)
53481200	AWWSC Group Ins CAPX	CF	9300003677	10/31/2012	(10.62)
53481200	AWWSC Group Ins CAPX	CF	9300003679	10/31/2012	11.81
53481200	AWWSC Group Ins CAPX	CF	9300003682	10/31/2012	0.48
53481200	AWWSC Group Ins CAPX	CF	9300003683	10/31/2012	(0.56)
53481200	AWWSC Group Ins CAPX	CF	9300003686	10/31/2012	(0.11)
53481200	AWWSC Group Ins CAPX	CF	9300003687	10/31/2012	1.63
53481200	AWWSC Group Ins CAPX	CF	9300003689	10/31/2012	1.63
53481200	AWWSC Group Ins CAPX	CF	9300003690	10/31/2012	(0.11)
53481200	AWWSC Group Ins CAPX	CF	9300003692	10/31/2012	1.09
53481200	AWWSC Group Ins CAPX	CF	9300003702	10/31/2012	(1.67)
53481200	AWWSC Group Ins CAPX	CF	9300003704	10/31/2012	0.58

## Kentucky American Water Company

Case No. 2012-00520

Response to PSC DR1, Item 31

Account	Description	Doc Type	Document Number	Posting Date	Amount
53481200	AWWSC Group Ins CAPX	CF	9300003706	10/31/2012	0.76
53481200	AWWSC Group Ins CAPX	CF	9300003709	10/31/2012	(0.16)
53481200	AWWSC Group Ins CAPX	CF	9300003712	10/31/2012	55.04
53481200	AWWSC Group Ins CAPX	CF	9300003714	10/31/2012	8.71
53481200	AWWSC Group Ins CAPX	CF	9300003716	10/31/2012	8.71
53481200	AWWSC Group Ins CAPX	CF	9300003719	10/31/2012	5.93
53481200	AWWSC Group Ins CAPX	CF	9300003721	10/31/2012	(0.17)
53481200	AWWSC Group Ins CAPX	CF	9300003723	10/31/2012	53.98
53481200	AWWSC Group Ins CAPX	CF	9300003725	10/31/2012	5.86
53481200	AWWSC Group Ins CAPX	CF	9300003726	10/31/2012	1.90
53481200	AWWSC Group Ins CAPX	CF	9300003730	10/31/2012	(5.05)
53481200	AWWSC Group Ins CAPX	CF	9300003732	10/31/2012	32.68
53481200	AWWSC Group Ins CAPX	CF	9300003734	10/31/2012	(67.30)
53481200	AWWSC Group Ins CAPX	CF	9300003737	10/31/2012	17.12
53481200	AWWSC Group Ins CAPX	CF	9300003740	10/31/2012	11.99
53481200	AWWSC Group Ins CAPX	CF	9300003745	10/31/2012	4.39
53481200	AWWSC Group Ins CAPX	CF	9300003747	10/31/2012	1.58
53481200	AWWSC Group Ins CAPX	CF	9300003749	10/31/2012	(0.90)
53481200	AWWSC Group Ins CAPX	CF	9300003750	10/31/2012	(0.90)
53481200	AWWSC Group Ins CAPX	CF	9300003753	10/31/2012	173.38
53481200	AWWSC Group Ins CAPX	CF	9300003754	10/31/2012	20.79
53481200	AWWSC Group Ins CAPX	CF	9300003755	10/31/2012	(0.90)
53481200	AWWSC Group Ins CAPX	CF	9300003756	10/31/2012	(4.59)
53481200	AWWSC Group Ins CAPX	CF	9300003758	10/31/2012	114.69
53481200	AWWSC Group Ins CAPX	CF	9300003762	10/31/2012	168.56
53481200	AWWSC Group Ins CAPX	CF	9300003763	10/31/2012	(4.41)
53481200	AWWSC Group Ins CAPX	CF	9300003765	10/31/2012	42.28
53481200	AWWSC Group Ins CAPX	CF	9300003766	10/31/2012	(1.41)
53481200	AWWSC Group Ins CAPX	CF	9300003767	10/31/2012	9.45
53481200	AWWSC Group Ins CAPX	CF	9300003769	10/31/2012	18.14
53481200	AWWSC Group Ins CAPX	CF	9300003771	10/31/2012	(12.63)
53481200	AWWSC Group Ins CAPX	CF	9300003773	10/31/2012	9.51
53481200	AWWSC Group Ins CAPX	CF	9300003775	10/31/2012	9.51
53481200	AWWSC Group Ins CAPX	CF	9300003777	10/31/2012	4.76
53481200	AWWSC Group Ins CAPX	CF	9300003778	10/31/2012	8.24
53481200	AWWSC Group Ins CAPX	CF	9300003779	10/31/2012	61.46
53481200	AWWSC Group Ins CAPX	CF	9300003781	10/31/2012	(2.35)
53481200	AWWSC Group Ins CAPX	CF	9300003783	10/31/2012	10.64
53481200	AWWSC Group Ins CAPX	CF	9300003785	10/31/2012	(46.97)
53481200	AWWSC Group Ins CAPX	CF	9300003787	10/31/2012	70.46
53481200	AWWSC Group Ins CAPX	CF	9300003788	10/31/2012	15.89
53481200	AWWSC Group Ins CAPX	CF	9300003789	10/31/2012	(12.03)
53481200	AWWSC Group Ins CAPX	CF	9300003790	10/31/2012	(37.75)
53481200	AWWSC Group Ins CAPX	CF	9300003792	10/31/2012	58.83
53481200	AWWSC Group Ins CAPX	CF	9300003793	10/31/2012	21.90
53481200	AWWSC Group Ins CAPX	CF	9300003794	10/31/2012	(30.69)
53481200	AWWSC Group Ins CAPX	CF	9300003795	10/31/2012	(3.61)
53481200	AWWSC Group Ins CAPX	CF	9300003796	10/31/2012	(6.77)
53481200	AWWSC Group Ins CAPX	CF	9300003797	10/31/2012	3.61
53481200	AWWSC Group Ins CAPX	CF	9300003798	10/31/2012	14.82
53481200	AWWSC Group Ins CAPX	CF	9300003799	10/31/2012	40.55
53481200	AWWSC Group Ins CAPX	CF	9300003800	10/31/2012	(25.58)
53481200	AWWSC Group Ins CAPX	CF	9300003801	10/31/2012	(6.76)

## Kentucky American Water Company

Case No. 2012-00520

Response to PSC DR1, Item 31

Account	Description	Doc Type	Document Number	Posting Date	Amount
53481200	AWWSC Group Ins CAPX	CF	9300003803	10/31/2012	14.81
53481200	AWWSC Group Ins CAPX	CF	9300003804	10/31/2012	35.46
53481200	AWWSC Group Ins CAPX	CF	9300003805	10/31/2012	(13.55)
53481200	AWWSC Group Ins CAPX	CF	9300003806	10/31/2012	(0.11)
53481200	AWWSC Group Ins CAPX	CF	9300003807	10/31/2012	(3.61)
53481200	AWWSC Group Ins CAPX	CF	9300003808	10/31/2012	(119.37)
53481200	AWWSC Group Ins CAPX	CF	9300003809	10/31/2012	183.71
53481200	AWWSC Group Ins CAPX	CF	9300003810	10/31/2012	3.61
53481200	AWWSC Group Ins CAPX	CF	9300003811	10/31/2012	29.44
53481200	AWWSC Group Ins CAPX	CF	9300003812	10/31/2012	(2.95)
53481200	AWWSC Group Ins CAPX	CF	9300003813	10/31/2012	4.31
53481200	AWWSC Group Ins CAPX	CF	9300003814	10/31/2012	(2.96)
53481200	AWWSC Group Ins CAPX	CF	9300003815	10/31/2012	4.14
53481200	AWWSC Group Ins CAPX	CF	9300003816	10/31/2012	22.83
53481200	AWWSC Group Ins CAPX	CF	9300004013	10/31/2012	1,030.74
53481200	AWWSC Group Ins CAPX	CF	9300004014	10/31/2012	473.72
53481200	AWWSC Group Ins CAPX	CF	9300004086	10/31/2012	0.71
53481200	AWWSC Group Ins CAPX	CF	9300004087	10/31/2012	1.10
53481200	AWWSC Group Ins CAPX	CF	9300004087	10/31/2012	0.36
53481200	AWWSC Group Ins CAPX	CF	9300004087	10/31/2012	0.84
53481200	AWWSC Group Ins CAPX	CF	9300004087	10/31/2012	0.16
53481200	AWWSC Group Ins CAPX	CF	9300004088	10/31/2012	0.83
53481200	AWWSC Group Ins CAPX	CF	9300004088	10/31/2012	0.27
53481200	AWWSC Group Ins CAPX	CF	9300004088	10/31/2012	(3.96)
53481200	AWWSC Group Ins CAPX	CF	9300004088	10/31/2012	0.82
53481200	AWWSC Group Ins CAPX	CF	9300004089	10/31/2012	0.62
53481200	AWWSC Group Ins CAPX	CF	9300004089	10/31/2012	0.72
53481200	AWWSC Group Ins CAPX	CF	9300004090	10/31/2012	0.45
53481200	AWWSC Group Ins CAPX	CF	9300004090	10/31/2012	0.50
53481200	AWWSC Group Ins CAPX	CF	9300004090	10/31/2012	0.12
53481200	AWWSC Group Ins CAPX	CF	9300004091	10/31/2012	1.31
53481200	AWWSC Group Ins CAPX	CF	9300004091	10/31/2012	1.97
53481200	AWWSC Group Ins CAPX	CF	9300004092	10/31/2012	0.96
53481200	AWWSC Group Ins CAPX	CF	9300004092	10/31/2012	0.41
53481200	AWWSC Group Ins CAPX	CF	9300004092	10/31/2012	0.08
53481200	AWWSC Group Ins CAPX	CF	9300004093	10/31/2012	0.44
53481200	AWWSC Group Ins CAPX	CF	9300004093	10/31/2012	(0.06)
53481200	AWWSC Group Ins CAPX	CF	9300004093	10/31/2012	1.88
53481200	AWWSC Group Ins CAPX	CF	9300004094	10/31/2012	1.35
53481200	AWWSC Group Ins CAPX	CF	9300004094	10/31/2012	0.21
53481200	AWWSC Group Ins CAPX	CF	9300004095	10/31/2012	263.92
53481200	AWWSC Group Ins CAPX	CF	9300004095	10/31/2012	709.23
53481200	AWWSC Group Ins CAPX	CF	9300004095	10/31/2012	177.62
53481200	AWWSC Group Ins CAPX	CF	9300004096	10/31/2012	40.92
53481200	AWWSC Group Ins CAPX	CF	9300004096	10/31/2012	11.06
53481200	AWWSC Group Ins CAPX	CF	9300004096	10/31/2012	0.32
53481200	AWWSC Group Ins CAPX	CF	9300004096	10/31/2012	(2.14)
53481200	AWWSC Group Ins CAPX	CF	9300004096	10/31/2012	6.77
53481200	AWWSC Group Ins CAPX	CF	9300004097	10/31/2012	(9.82)
53481200	AWWSC Group Ins CAPX	CF	9300004097	10/31/2012	44.20
53481200	AWWSC Group Ins CAPX	CF	9300004098	10/31/2012	59.76
53481200	AWWSC Group Ins CAPX	CF	9300004098	10/31/2012	14.94
53481200	AWWSC Group Ins CAPX	CF	9300004098	10/31/2012	11.70

## Kentucky American Water Company

Case No. 2012-00520

Response to PSC DR1, Item 31

Account	Description	Doc Type	Document Number	Posting Date	Amount
53481200	AWWSC Group Ins CAPX	CF	9300004098	10/31/2012	11.14
53481200	AWWSC Group Ins CAPX	CF	9300004099	10/31/2012	51.71
53481200	AWWSC Group Ins CAPX	CF	9300004099	10/31/2012	46.17
53481200	AWWSC Group Ins CAPX	CF	9300004099	10/31/2012	93.63
53481200	AWWSC Group Ins CAPX	CF	9300004101	10/31/2012	89.02
53481200	AWWSC Group Ins CAPX	CF	9300004101	10/31/2012	36.08
53481200	AWWSC Group Ins CAPX	CF	9300004101	10/31/2012	180.53
53481200	AWWSC Group Ins CAPX	CF	9300004101	10/31/2012	73.18
53481200	AWWSC Group Ins CAPX	CF	9300004103	10/31/2012	61.74
53481200	AWWSC Group Ins CAPX	CF	9300004103	10/31/2012	125.22
53481200	AWWSC Group Ins CAPX	CF	9300004104	10/31/2012	52.88
53481200	AWWSC Group Ins CAPX	CF	9300004104	10/31/2012	57.99
53481200	AWWSC Group Ins CAPX	CF	9300004104	10/31/2012	107.23
53481200	AWWSC Group Ins CAPX	CF	9300004104	10/31/2012	117.60
53481200	AWWSC Group Ins CAPX	CF	9300004105	10/31/2012	0.67
53481200	AWWSC Group Ins CAPX	CF	9300004105	10/31/2012	0.86
53481200	AWWSC Group Ins CAPX	CF	9300004105	10/31/2012	0.43
53481200	AWWSC Group Ins CAPX	CF	9300004105	10/31/2012	0.15
53481200	AWWSC Group Ins CAPX	CF	9300004105	10/31/2012	0.38
53481200	AWWSC Group Ins CAPX	CF	9300004106	10/31/2012	0.12
53481200	AWWSC Group Ins CAPX	CF	9300004106	10/31/2012	1.80
53481200	AWWSC Group Ins CAPX	CF	9300004106	10/31/2012	0.35
53481200	AWWSC Group Ins CAPX	CF	9300004107	10/31/2012	2.27
53481200	AWWSC Group Ins CAPX	CF	9300004107	10/31/2012	0.01
53481200	AWWSC Group Ins CAPX	CF	9300004107	10/31/2012	0.70
53481200	AWWSC Group Ins CAPX	CF	9300004107	10/31/2012	0.09
53481200	AWWSC Group Ins CAPX	CF	9300004107	10/31/2012	0.04
53481200	AWWSC Group Ins CAPX	CF	9300004108	10/31/2012	0.09
53481200	AWWSC Group Ins CAPX	CF	9300004109	10/31/2012	0.04
53481200	AWWSC Group Ins CAPX	CF	9300004110	10/31/2012	0.02
53481200	AWWSC Group Ins CAPX	CF	9300004110	10/31/2012	0.08
53481200	AWWSC Group Ins CAPX	CF	9300004111	10/31/2012	0.01
53481200	AWWSC Group Ins CAPX	CF	9300004111	10/31/2012	0.02
53481200	AWWSC Group Ins CAPX	CF	9300004112	10/31/2012	0.01
53481200	AWWSC Group Ins CAPX	CF	9300004112	10/31/2012	0.03
53481200	AWWSC Group Ins CAPX	CF	9300004113	10/31/2012	0.01
53481200	AWWSC Group Ins CAPX	CF	9300004114	10/31/2012	0.03
53481200	AWWSC Group Ins CAPX	CF	9300004114	10/31/2012	0.01
53481200	AWWSC Group Ins CAPX	CF	9300004115	10/31/2012	0.01
53481200	AWWSC Group Ins CAPX	CF	9300004116	10/31/2012	0.01
53481200	AWWSC Group Ins CAPX	CF	9300004116	10/31/2012	0.02
53481200	AWWSC Group Ins CAPX	CF	9300004117	10/31/2012	0.01
53481200	AWWSC Group Ins CAPX	CF	9300004117	10/31/2012	0.02
53481200	AWWSC Group Ins CAPX	CF	9300004118	10/31/2012	0.01
53481200	AWWSC Group Ins CAPX	CF	9300004119	10/31/2012	0.01
53481200	AWWSC Group Ins CAPX	CF	9300004119	10/31/2012	25.75
53481200	AWWSC Group Ins CAPX	CF	9300004120	10/31/2012	83.62
53481200	AWWSC Group Ins CAPX	CF	9300004129	10/31/2012	122.54
53481200	AWWSC Group Ins CAPX	CF	9300004135	10/31/2012	159.17
53481200	AWWSC Group Ins CAPX	CF	9300004143	10/31/2012	44.55
53481200	AWWSC Group Ins CAPX	CF	9300004144	10/31/2012	153.15
53481200	AWWSC Group Ins CAPX	CF	9300004156	10/31/2012	614.25
53481200	AWWSC Group Ins CAPX	CF	9300004167	10/31/2012	11.29

## Kentucky American Water Company

Case No. 2012-00520

Response to PSC DR1, Item 31

Account	Description	Doc Type	Document Number	Posting Date	Amount
53481200	AWWSC Group Ins CAPX	CF	9300004168	10/31/2012	43.08
53481200	AWWSC Group Ins CAPX	CF	9300004184	10/31/2012	(105.73)
53481200	AWWSC Group Ins CAPX	CF	9300004185	10/31/2012	68.09
53481200	AWWSC Group Ins CAPX	CF	9300004185	10/31/2012	127.53
53481200	AWWSC Group Ins CAPX	CF	9300004186	10/31/2012	98.40
53481200	AWWSC Group Ins CAPX	CF	9300004186	10/31/2012	49.19
53481200	AWWSC Group Ins CAPX	CF	9300004186	10/31/2012	40.40
53481200	AWWSC Group Ins CAPX	CF	9300004186	10/31/2012	41.04
53481200	AWWSC Group Ins CAPX	CF	9300004186	10/31/2012	38.34
53481200	AWWSC Group Ins CAPX	CF	9300004187	10/31/2012	31.17
53481200	AWWSC Group Ins CAPX	CF	9300004187	10/31/2012	29.06
53481200	AWWSC Group Ins CAPX	CF	9300004187	10/31/2012	61.72
53481200	AWWSC Group Ins CAPX	UT	9300004205	10/31/2012	(5,804.61)
53481200	AWWSC Group Ins CAPX	UT	9300004205	10/31/2012	(1,418.15)
53481200	AWWSC Group Ins CAPX	UT	9300004203	10/31/2012	(2,096.85)
53481200	AWWSC Group Ins CAPX	UT	9300004203	10/31/2012	(913.13)
53481200	AWWSC Group Ins CAPX	UZ	2000000387	10/31/2012	(1,504.46)
53481200	AWWSC Group Ins CAPX	UZ	2000000393	10/31/2012	(697.39)
53481200	AWWSC Group Ins CAPX	UZ	2000000385	10/31/2012	(9.51)
53481200	AWWSC Group Ins CAPX	UZ	2000000396	10/31/2012	(3.22)
53481200	AWWSC Group Ins CAPX	UZ	2000000396	10/31/2012	0.27
53481200	AWWSC Group Ins CAPX	UZ	2000000385	10/31/2012	(9.51)
53481200	AWWSC Group Ins CAPX	UZ	2000000396	10/31/2012	(3.22)
53481200	AWWSC Group Ins CAPX	UZ	2000000396	10/31/2012	0.27
53481200	AWWSC Group Ins CAPX	UZ	2000000385	10/31/2012	4.69
53481200	AWWSC Group Ins CAPX	UZ	2000000387	10/31/2012	(26.99)
53481200	AWWSC Group Ins CAPX	UZ	2000000394	10/31/2012	(3.22)
53481200	AWWSC Group Ins CAPX	UZ	2000000396	10/31/2012	0.27
53481200	AWWSC Group Ins CAPX	UZ	2000000385	10/31/2012	(10.64)
53481200	AWWSC Group Ins CAPX	UZ	2000000393	10/31/2012	(3.22)
53481200	AWWSC Group Ins CAPX	UZ	2000000396	10/31/2012	0.27
53481200	AWWSC Group Ins CAPX	UZ	2000000385	10/31/2012	12.63
53481200	AWWSC Group Ins CAPX	UZ	2000000385	10/31/2012	(18.14)
53481200	AWWSC Group Ins CAPX	UZ	2000000396	10/31/2012	(3.22)
53481200	AWWSC Group Ins CAPX	UZ	2000000396	10/31/2012	0.27
53481200	AWWSC Group Ins CAPX	UZ	2000000385	10/31/2012	(9.45)
53481200	AWWSC Group Ins CAPX	UZ	2000000385	10/31/2012	(13.00)
53481200	AWWSC Group Ins CAPX	UZ	2000000394	10/31/2012	0.27
53481200	AWWSC Group Ins CAPX	UZ	2000000394	10/31/2012	(3.22)
53481200	AWWSC Group Ins CAPX	UZ	2000000385	10/31/2012	(61.46)
53481200	AWWSC Group Ins CAPX	UZ	2000000394	10/31/2012	0.81
53481200	AWWSC Group Ins CAPX	UZ	2000000396	10/31/2012	(9.65)
53481200	AWWSC Group Ins CAPX	UZ	2000000387	10/31/2012	2.35
53481200	AWWSC Group Ins CAPX	UZ	2000000385	10/31/2012	(114.69)
53481200	AWWSC Group Ins CAPX	UZ	2000000396	10/31/2012	(19.29)
53481200	AWWSC Group Ins CAPX	UZ	2000000396	10/31/2012	1.62
53481200	AWWSC Group Ins CAPX	UZ	2000000387	10/31/2012	(194.17)
53481200	AWWSC Group Ins CAPX	UZ	2000000396	10/31/2012	2.71
53481200	AWWSC Group Ins CAPX	UZ	2000000396	10/31/2012	(32.15)
53481200	AWWSC Group Ins CAPX	UZ	2000000385	10/31/2012	(42.28)
53481200	AWWSC Group Ins CAPX	UZ	2000000387	10/31/2012	1.41
53481200	AWWSC Group Ins CAPX	UZ	2000000393	10/31/2012	(9.65)
53481200	AWWSC Group Ins CAPX	UZ	2000000396	10/31/2012	0.81



## Kentucky American Water Company

Case No. 2012-00520

Response to PSC DR1, Item 31

Account	Description	Doc Type	Document Number	Posting Date	Amount
53481200	AWWSC Group Ins CAPX	UZ	2000000385	10/31/2012	5.49
53481200	AWWSC Group Ins CAPX	UZ	2000000385	10/31/2012	1.80
53481200	AWWSC Group Ins CAPX	UZ	2000000385	10/31/2012	4.41
53481200	AWWSC Group Ins CAPX	UZ	2000000385	10/31/2012	(168.56)
53481200	AWWSC Group Ins CAPX	UZ	2000000393	10/31/2012	1.35
53481200	AWWSC Group Ins CAPX	UZ	2000000393	10/31/2012	(24.05)
53481200	AWWSC Group Ins CAPX	UZ	2000000387	10/31/2012	(1.58)
53481200	AWWSC Group Ins CAPX	UZ	2000000387	10/31/2012	(4.39)
53481200	AWWSC Group Ins CAPX	UZ	2000000385	10/31/2012	(17.12)
53481200	AWWSC Group Ins CAPX	UZ	2000000396	10/31/2012	(6.91)
53481200	AWWSC Group Ins CAPX	UZ	2000000396	10/31/2012	0.54
53481200	AWWSC Group Ins CAPX	UZ	2000000385	10/31/2012	(11.99)
53481200	AWWSC Group Ins CAPX	UZ	2000000393	10/31/2012	(3.22)
53481200	AWWSC Group Ins CAPX	UZ	2000000396	10/31/2012	0.27
53481200	AWWSC Group Ins CAPX	UZ	2000000387	10/31/2012	67.30
53481200	AWWSC Group Ins CAPX	UZ	2000000385	10/31/2012	(32.68)
53481200	AWWSC Group Ins CAPX	UZ	2000000393	10/31/2012	(3.22)
53481200	AWWSC Group Ins CAPX	UZ	2000000394	10/31/2012	0.27
53481200	AWWSC Group Ins CAPX	UZ	2000000385	10/31/2012	(1.90)
53481200	AWWSC Group Ins CAPX	UZ	2000000385	10/31/2012	(5.86)
53481200	AWWSC Group Ins CAPX	UZ	2000000385	10/31/2012	5.05
53481200	AWWSC Group Ins CAPX	UZ	2000000396	10/31/2012	(0.48)
53481200	AWWSC Group Ins CAPX	UZ	2000000387	10/31/2012	(53.98)
53481200	AWWSC Group Ins CAPX	UZ	2000000394	10/31/2012	0.81
53481200	AWWSC Group Ins CAPX	UZ	2000000396	10/31/2012	(9.65)
53481200	AWWSC Group Ins CAPX	UZ	2000000387	10/31/2012	0.17
53481200	AWWSC Group Ins CAPX	UZ	2000000385	10/31/2012	(5.93)
53481200	AWWSC Group Ins CAPX	UZ	2000000396	10/31/2012	(3.22)
53481200	AWWSC Group Ins CAPX	UZ	2000000396	10/31/2012	0.27
53481200	AWWSC Group Ins CAPX	UZ	2000000385	10/31/2012	(8.71)
53481200	AWWSC Group Ins CAPX	UZ	2000000394	10/31/2012	(3.22)
53481200	AWWSC Group Ins CAPX	UZ	2000000396	10/31/2012	0.27
53481200	AWWSC Group Ins CAPX	UZ	2000000385	10/31/2012	(8.71)
53481200	AWWSC Group Ins CAPX	UZ	2000000393	10/31/2012	0.27
53481200	AWWSC Group Ins CAPX	UZ	2000000396	10/31/2012	(3.22)
53481200	AWWSC Group Ins CAPX	UZ	2000000387	10/31/2012	(55.04)
53481200	AWWSC Group Ins CAPX	UZ	2000000396	10/31/2012	(6.43)
53481200	AWWSC Group Ins CAPX	UZ	2000000396	10/31/2012	0.54
53481200	AWWSC Group Ins CAPX	UZ	2000000385	10/31/2012	0.16
53481200	AWWSC Group Ins CAPX	UZ	2000000387	10/31/2012	(0.76)
53481200	AWWSC Group Ins CAPX	UZ	2000000385	10/31/2012	(0.58)
53481200	AWWSC Group Ins CAPX	UZ	2000000385	10/31/2012	1.67
53481200	AWWSC Group Ins CAPX	UZ	2000000385	10/31/2012	(1.09)
53481200	AWWSC Group Ins CAPX	UZ	2000000385	10/31/2012	(1.63)
53481200	AWWSC Group Ins CAPX	UZ	2000000387	10/31/2012	0.11
53481200	AWWSC Group Ins CAPX	UZ	2000000385	10/31/2012	0.11
53481200	AWWSC Group Ins CAPX	UZ	2000000387	10/31/2012	(1.63)
53481200	AWWSC Group Ins CAPX	UZ	2000000385	10/31/2012	(0.48)
53481200	AWWSC Group Ins CAPX	UZ	2000000387	10/31/2012	0.56
53481200	AWWSC Group Ins CAPX	UZ	2000000385	10/31/2012	(11.81)
53481200	AWWSC Group Ins CAPX	UZ	2000000385	10/31/2012	10.62
53481200	AWWSC Group Ins CAPX	UZ	2000000393	10/31/2012	0.81
53481200	AWWSC Group Ins CAPX	UZ	2000000396	10/31/2012	(9.65)

## Kentucky American Water Company

Case No. 2012-00520

Response to PSC DR1, Item 31

Account	Description	Doc Type	Document Number	Posting Date	Amount
53481200	AWWSC Group Ins CAPX	UZ	2000000385	10/31/2012	13.09
53481200	AWWSC Group Ins CAPX	UZ	2000000385	10/31/2012	0.46
53481200	AWWSC Group Ins CAPX	UZ	2000000394	10/31/2012	0.27
53481200	AWWSC Group Ins CAPX	UZ	2000000394	10/31/2012	(3.22)
53481200	AWWSC Group Ins CAPX	UZ	2000000385	10/31/2012	(51.90)
53481200	AWWSC Group Ins CAPX	UZ	2000000394	10/31/2012	0.81
53481200	AWWSC Group Ins CAPX	UZ	2000000396	10/31/2012	(9.65)
53481200	AWWSC Group Ins CAPX	UZ	2000000386	10/31/2012	(0.45)
53481200	AWWSC Group Ins CAPX	UZ	2000000393	10/31/2012	(3.22)
53481200	AWWSC Group Ins CAPX	UZ	2000000393	10/31/2012	0.27
53481200	AWWSC Group Ins CAPX	UZ	2000000385	10/31/2012	(111.04)
53481200	AWWSC Group Ins CAPX	UZ	2000000394	10/31/2012	(25.73)
53481200	AWWSC Group Ins CAPX	UZ	2000000396	10/31/2012	2.17
53481200	AWWSC Group Ins CAPX	UZ	2000000385	10/31/2012	(46.19)
53481200	AWWSC Group Ins CAPX	UZ	2000000394	10/31/2012	0.54
53481200	AWWSC Group Ins CAPX	UZ	2000000396	10/31/2012	(6.43)
53481200	AWWSC Group Ins CAPX	UZ	2000000387	10/31/2012	(11.13)
53481200	AWWSC Group Ins CAPX	UZ	2000000394	10/31/2012	(6.43)
53481200	AWWSC Group Ins CAPX	UZ	2000000396	10/31/2012	0.54
53481200	AWWSC Group Ins CAPX	UZ	2000000385	10/31/2012	(11.13)
53481200	AWWSC Group Ins CAPX	UZ	2000000394	10/31/2012	(6.43)
53481200	AWWSC Group Ins CAPX	UZ	2000000396	10/31/2012	0.54
53481200	AWWSC Group Ins CAPX	UZ	2000000385	10/31/2012	(86.35)
53481200	AWWSC Group Ins CAPX	UZ	2000000393	10/31/2012	(6.43)
53481200	AWWSC Group Ins CAPX	UZ	2000000396	10/31/2012	0.54
53481200	AWWSC Group Ins CAPX	UZ	2000000385	10/31/2012	(59.25)
53481200	AWWSC Group Ins CAPX	UZ	2000000393	10/31/2012	0.81
53481200	AWWSC Group Ins CAPX	UZ	2000000394	10/31/2012	(9.65)
53481200	AWWSC Group Ins CAPX	UZ	2000000385	10/31/2012	(149.30)
53481200	AWWSC Group Ins CAPX	UZ	2000000394	10/31/2012	(29.29)
53481200	AWWSC Group Ins CAPX	UZ	2000000396	10/31/2012	2.44
53481200	AWWSC Group Ins CAPX	UZ	2000000385	10/31/2012	(107.30)
53481200	AWWSC Group Ins CAPX	UZ	2000000394	10/31/2012	1.89
53481200	AWWSC Group Ins CAPX	UZ	2000000396	10/31/2012	(22.51)
53481200	AWWSC Group Ins CAPX	UZ	2000000387	10/31/2012	(73.87)
53481200	AWWSC Group Ins CAPX	UZ	2000000394	10/31/2012	(12.86)
53481200	AWWSC Group Ins CAPX	UZ	2000000394	10/31/2012	1.08
53481200	AWWSC Group Ins CAPX	UZ	2000000387	10/31/2012	(73.87)
53481200	AWWSC Group Ins CAPX	UZ	2000000393	10/31/2012	(12.86)
53481200	AWWSC Group Ins CAPX	UZ	2000000396	10/31/2012	1.08
53481200	AWWSC Group Ins CAPX	UZ	2000000385	10/31/2012	(42.31)
53481200	AWWSC Group Ins CAPX	UZ	2000000396	10/31/2012	(9.65)
53481200	AWWSC Group Ins CAPX	UZ	2000000396	10/31/2012	0.81
53481200	AWWSC Group Ins CAPX	UZ	2000000385	10/31/2012	(42.31)
53481200	AWWSC Group Ins CAPX	UZ	2000000394	10/31/2012	(9.65)
53481200	AWWSC Group Ins CAPX	UZ	2000000396	10/31/2012	0.81
53481200	AWWSC Group Ins CAPX	UZ	2000000384	10/31/2012	(72.77)
53481200	AWWSC Group Ins CAPX	UZ	2000000385	10/31/2012	0.11
53481200	AWWSC Group Ins CAPX	UZ	2000000396	10/31/2012	(16.09)
53481200	AWWSC Group Ins CAPX	UZ	2000000396	10/31/2012	1.35
53481200	AWWSC Group Ins CAPX	UZ	2000000385	10/31/2012	0.11
53481200	AWWSC Group Ins CAPX	UZ	2000000385	10/31/2012	(71.75)
53481200	AWWSC Group Ins CAPX	UZ	2000000394	10/31/2012	1.35

Kentucky American Water Company  
Case No. 2012-00520  
Response to PSC DR1, Item 31

Account	Description	Doc Type	Document Number	Posting Date	Amount
53481200	AWWSC Group Ins CAPX	UZ	2000000394	10/31/2012	(16.09)
53481200	AWWSC Group Ins CAPX	UZ	2000000385	10/31/2012	(1,249.68)
53481200	AWWSC Group Ins CAPX	UZ	2000000396	10/31/2012	(221.87)
53481200	AWWSC Group Ins CAPX	UZ	2000000396	10/31/2012	18.68
53481200	AWWSC Group Ins CAPX	UZ	2000000387	10/31/2012	(368.03)
53481200	AWWSC Group Ins CAPX	UZ	2000000394	10/31/2012	(102.89)
53481200	AWWSC Group Ins CAPX	UZ	2000000396	10/31/2012	8.66
53481200	AWWSC Group Ins CAPX	UZ	2000000384	10/31/2012	(98.69)
53481200	AWWSC Group Ins CAPX	UZ	2000000394	10/31/2012	1.89
53481200	AWWSC Group Ins CAPX	UZ	2000000396	10/31/2012	(22.51)
53481200	AWWSC Group Ins CAPX	UZ	2000000385	10/31/2012	8.86
53481200	AWWSC Group Ins CAPX	UZ	2000000385	10/31/2012	(30.89)
53481200	AWWSC Group Ins CAPX	UZ	2000000394	10/31/2012	0.81
53481200	AWWSC Group Ins CAPX	UZ	2000000394	10/31/2012	(9.65)
53481200	AWWSC Group Ins CAPX	UZ	2000000385	10/31/2012	(78.01)
53481200	AWWSC Group Ins CAPX	UZ	2000000393	10/31/2012	(19.29)
53481200	AWWSC Group Ins CAPX	UZ	2000000394	10/31/2012	1.62
53481200	AWWSC Group Ins CAPX	UZ	2000000385	10/31/2012	(36.72)
53481200	AWWSC Group Ins CAPX	UZ	2000000394	10/31/2012	(6.43)
53481200	AWWSC Group Ins CAPX	UZ	2000000396	10/31/2012	0.54
53481200	AWWSC Group Ins CAPX	UZ	2000000385	10/31/2012	(24.98)
53481200	AWWSC Group Ins CAPX	UZ	2000000393	10/31/2012	(6.43)
53481200	AWWSC Group Ins CAPX	UZ	2000000393	10/31/2012	0.54
53481200	AWWSC Group Ins CAPX	UZ	2000000387	10/31/2012	(42.31)
53481200	AWWSC Group Ins CAPX	UZ	2000000393	10/31/2012	0.81
53481200	AWWSC Group Ins CAPX	UZ	2000000394	10/31/2012	(9.65)
53481200	AWWSC Group Ins CAPX	UZ	2000000385	10/31/2012	(42.38)
53481200	AWWSC Group Ins CAPX	UZ	2000000396	10/31/2012	(9.65)
53481200	AWWSC Group Ins CAPX	UZ	2000000396	10/31/2012	0.81
53481200	AWWSC Group Ins CAPX	UZ	2000000385	10/31/2012	(42.31)
53481200	AWWSC Group Ins CAPX	UZ	2000000393	10/31/2012	0.81
53481200	AWWSC Group Ins CAPX	UZ	2000000396	10/31/2012	(9.65)
53481200	AWWSC Group Ins CAPX	UZ	2000000385	10/31/2012	(286.84)
53481200	AWWSC Group Ins CAPX	UZ	2000000394	10/31/2012	3.25
53481200	AWWSC Group Ins CAPX	UZ	2000000396	10/31/2012	(38.58)
53481200	AWWSC Group Ins CAPX	UZ	2000000385	10/31/2012	(250.72)
53481200	AWWSC Group Ins CAPX	UZ	2000000393	10/31/2012	(19.29)
53481200	AWWSC Group Ins CAPX	UZ	2000000394	10/31/2012	1.62
53481200	AWWSC Group Ins CAPX	UZ	2000000387	10/31/2012	(321.06)
53481200	AWWSC Group Ins CAPX	UZ	2000000394	10/31/2012	7.04
53481200	AWWSC Group Ins CAPX	UZ	2000000396	10/31/2012	(83.60)
53481200	AWWSC Group Ins CAPX	UZ	2000000387	10/31/2012	(85.75)
53481200	AWWSC Group Ins CAPX	UZ	2000000393	10/31/2012	(16.09)
53481200	AWWSC Group Ins CAPX	UZ	2000000393	10/31/2012	1.35
53481200	AWWSC Group Ins CAPX	UZ	2000000385	10/31/2012	(75.35)
53481200	AWWSC Group Ins CAPX	UZ	2000000394	10/31/2012	(12.86)
53481200	AWWSC Group Ins CAPX	UZ	2000000396	10/31/2012	1.08
53481200	AWWSC Group Ins CAPX	UZ	2000000385	10/31/2012	(21.61)
53481200	AWWSC Group Ins CAPX	UZ	2000000396	10/31/2012	(3.22)
53481200	AWWSC Group Ins CAPX	UZ	2000000398	10/31/2012	0.27
53481200	AWWSC Group Ins CAPX	UZ	2000000385	10/31/2012	(50.47)
53481200	AWWSC Group Ins CAPX	UZ	2000000394	10/31/2012	(9.65)
53481200	AWWSC Group Ins CAPX	UZ	2000000396	10/31/2012	0.81

## Kentucky American Water Company

Case No. 2012-00520

Response to PSC DR1, Item 31

Account	Description	Doc Type	Document Number	Posting Date	Amount
53481200	AWWSC Group Ins CAPX	UZ	2000000385	10/31/2012	(75.14)
53481200	AWWSC Group Ins CAPX	UZ	2000000394	10/31/2012	(6.43)
53481200	AWWSC Group Ins CAPX	UZ	2000000396	10/31/2012	0.54
53481200	AWWSC Group Ins CAPX	UZ	2000000385	10/31/2012	(37.20)
53481200	AWWSC Group Ins CAPX	UZ	2000000394	10/31/2012	(16.09)
53481200	AWWSC Group Ins CAPX	UZ	2000000396	10/31/2012	1.35
53481200	AWWSC Group Ins CAPX	UZ	2000000385	10/31/2012	(80.15)
53481200	AWWSC Group Ins CAPX	UZ	2000000394	10/31/2012	(19.29)
53481200	AWWSC Group Ins CAPX	UZ	2000000394	10/31/2012	1.62
53481200	AWWSC Group Ins CAPX	UZ	2000000385	10/31/2012	(25.98)
53481200	AWWSC Group Ins CAPX	UZ	2000000393	10/31/2012	(6.43)
53481200	AWWSC Group Ins CAPX	UZ	2000000394	10/31/2012	0.54
53481200	AWWSC Group Ins CAPX	UZ	2000000385	10/31/2012	(32.57)
53481200	AWWSC Group Ins CAPX	UZ	2000000394	10/31/2012	(9.65)
53481200	AWWSC Group Ins CAPX	UZ	2000000396	10/31/2012	0.81
53481200	AWWSC Group Ins CAPX	UZ	2000000385	10/31/2012	(25.05)
53481200	AWWSC Group Ins CAPX	UZ	2000000393	10/31/2012	0.54
53481200	AWWSC Group Ins CAPX	UZ	2000000394	10/31/2012	(6.43)
53481200	AWWSC Group Ins CAPX	UZ	2000000387	10/31/2012	(20.03)
53481200	AWWSC Group Ins CAPX	UZ	2000000394	10/31/2012	0.54
53481200	AWWSC Group Ins CAPX	UZ	2000000394	10/31/2012	(6.43)
53481200	AWWSC Group Ins CAPX	UZ	2000000385	10/31/2012	(5.46)
53481200	AWWSC Group Ins CAPX	UZ	2000000385	10/31/2012	(1.85)
53481200	AWWSC Group Ins CAPX	UZ	2000000385	10/31/2012	(5.01)
53481200	AWWSC Group Ins CAPX	UZ	2000000387	10/31/2012	(2.42)
53481200	AWWSC Group Ins CAPX	UZ	2000000396	10/31/2012	(3.22)
53481200	AWWSC Group Ins CAPX	UZ	2000000396	10/31/2012	0.27
53481200	AWWSC Group Ins CAPX	UZ	2000000385	10/31/2012	(2.42)
53481200	AWWSC Group Ins CAPX	UZ	2000000396	10/31/2012	0.27
53481200	AWWSC Group Ins CAPX	UZ	2000000398	10/31/2012	(3.22)
53481200	AWWSC Group Ins CAPX	UZ	2000000387	10/31/2012	(2.42)
53481200	AWWSC Group Ins CAPX	UZ	2000000393	10/31/2012	0.27
53481200	AWWSC Group Ins CAPX	UZ	2000000396	10/31/2012	(3.22)
53481200	AWWSC Group Ins CAPX	UZ	2000000385	10/31/2012	(22.83)
53481200	AWWSC Group Ins CAPX	UZ	2000000394	10/31/2012	0.54
53481200	AWWSC Group Ins CAPX	UZ	2000000396	10/31/2012	(6.43)
53481200	AWWSC Group Ins CAPX	UZ	2000000385	10/31/2012	(22.80)
53481200	AWWSC Group Ins CAPX	UZ	2000000394	10/31/2012	(6.43)
53481200	AWWSC Group Ins CAPX	UZ	2000000396	10/31/2012	0.54
53481200	AWWSC Group Ins CAPX	UZ	2000000385	10/31/2012	(80.49)
53481200	AWWSC Group Ins CAPX	UZ	2000000393	10/31/2012	1.62
53481200	AWWSC Group Ins CAPX	UZ	2000000394	10/31/2012	(19.29)
53481200	AWWSC Group Ins CAPX	UZ	2000000385	10/31/2012	(31.87)
53481200	AWWSC Group Ins CAPX	UZ	2000000396	10/31/2012	(16.09)
53481200	AWWSC Group Ins CAPX	UZ	2000000396	10/31/2012	1.35
53481200	AWWSC Group Ins CAPX	UZ	2000000385	10/31/2012	(4.14)
53481200	AWWSC Group Ins CAPX	UZ	2000000385	10/31/2012	2.96
53481200	AWWSC Group Ins CAPX	UZ	2000000394	10/31/2012	(19.29)
53481200	AWWSC Group Ins CAPX	UZ	2000000396	10/31/2012	1.62
53481200	AWWSC Group Ins CAPX	UZ	2000000385	10/31/2012	(4.31)
53481200	AWWSC Group Ins CAPX	UZ	2000000385	10/31/2012	2.95
53481200	AWWSC Group Ins CAPX	UZ	2000000394	10/31/2012	(22.51)
53481200	AWWSC Group Ins CAPX	UZ	2000000396	10/31/2012	1.89

## Kentucky American Water Company

Case No. 2012-00520

Response to PSC DR1, Item 31

Account	Description	Doc Type	Document Number	Posting Date	Amount
53481200	AWWSC Group Ins CAPX	UZ	2000000387	10/31/2012	(216.76)
53481200	AWWSC Group Ins CAPX	UZ	2000000387	10/31/2012	136.64
53481200	AWWSC Group Ins CAPX	UZ	2000000394	10/31/2012	3.25
53481200	AWWSC Group Ins CAPX	UZ	2000000396	10/31/2012	(38.58)
53481200	AWWSC Group Ins CAPX	UZ	2000000385	10/31/2012	(50.27)
53481200	AWWSC Group Ins CAPX	UZ	2000000385	10/31/2012	32.34
53481200	AWWSC Group Ins CAPX	UZ	2000000393	10/31/2012	1.08
53481200	AWWSC Group Ins CAPX	UZ	2000000396	10/31/2012	(12.86)
53481200	AWWSC Group Ins CAPX	UZ	2000000385	10/31/2012	41.07
53481200	AWWSC Group Ins CAPX	UZ	2000000385	10/31/2012	(58.98)
53481200	AWWSC Group Ins CAPX	UZ	2000000394	10/31/2012	(12.86)
53481200	AWWSC Group Ins CAPX	UZ	2000000396	10/31/2012	1.08
53481200	AWWSC Group Ins CAPX	UZ	2000000385	10/31/2012	(80.73)
53481200	AWWSC Group Ins CAPX	UZ	2000000385	10/31/2012	49.78
53481200	AWWSC Group Ins CAPX	UZ	2000000393	10/31/2012	2.44
53481200	AWWSC Group Ins CAPX	UZ	2000000396	10/31/2012	(28.94)
53481200	AWWSC Group Ins CAPX	UZ	2000000385	10/31/2012	46.97
53481200	AWWSC Group Ins CAPX	UZ	2000000385	10/31/2012	(86.35)
53481200	AWWSC Group Ins CAPX	UZ	2000000394	10/31/2012	2.71
53481200	AWWSC Group Ins CAPX	UZ	2000000396	10/31/2012	(32.15)
53481300	AWWSC Other Ben CAPX	CF	9300003462	10/31/2012	5.28
53481300	AWWSC Other Ben CAPX	CF	9300003463	10/31/2012	3.61
53481300	AWWSC Other Ben CAPX	CF	9300003464	10/31/2012	5.53
53481300	AWWSC Other Ben CAPX	CF	9300003465	10/31/2012	10.37
53481300	AWWSC Other Ben CAPX	CF	9300003466	10/31/2012	46.41
53481300	AWWSC Other Ben CAPX	CF	9300003467	10/31/2012	6.08
53481300	AWWSC Other Ben CAPX	CF	9300003468	10/31/2012	127.19
53481300	AWWSC Other Ben CAPX	CF	9300003469	10/31/2012	10.43
53481300	AWWSC Other Ben CAPX	CF	9300003470	10/31/2012	3.01
53481300	AWWSC Other Ben CAPX	CF	9300003471	10/31/2012	2.12
53481300	AWWSC Other Ben CAPX	CF	9300003472	10/31/2012	67.00
53481300	AWWSC Other Ben CAPX	CF	9300003489	10/31/2012	40.94
53481300	AWWSC Other Ben CAPX	CF	9300003490	10/31/2012	9.83
53481300	AWWSC Other Ben CAPX	CF	9300003491	10/31/2012	18.33
53481300	AWWSC Other Ben CAPX	CF	9300003493	10/31/2012	36.44
53481300	AWWSC Other Ben CAPX	CF	9300003497	10/31/2012	3.98
53481300	AWWSC Other Ben CAPX	CF	9300003498	10/31/2012	5.12
53481300	AWWSC Other Ben CAPX	CF	9300003499	10/31/2012	1.33
53481300	AWWSC Other Ben CAPX	CF	9300003501	10/31/2012	421.37
53481300	AWWSC Other Ben CAPX	CF	9300003502	10/31/2012	26.62
53481300	AWWSC Other Ben CAPX	CF	9300003503	10/31/2012	23.11
53481300	AWWSC Other Ben CAPX	CF	9300003504	10/31/2012	(3.66)
53481300	AWWSC Other Ben CAPX	CF	9300003505	10/31/2012	31.96
53481300	AWWSC Other Ben CAPX	CF	9300003506	10/31/2012	1,928.07
53481300	AWWSC Other Ben CAPX	CF	9300003507	10/31/2012	50.12
53481300	AWWSC Other Ben CAPX	CF	9300003510	10/31/2012	28.74
53481300	AWWSC Other Ben CAPX	CF	9300003512	10/31/2012	25.20
53481300	AWWSC Other Ben CAPX	CF	9300003514	10/31/2012	20.39
53481300	AWWSC Other Ben CAPX	CF	9300003516	10/31/2012	5.21
53481300	AWWSC Other Ben CAPX	CF	9300003518	10/31/2012	4.17
53481300	AWWSC Other Ben CAPX	CF	9300003520	10/31/2012	10.06
53481300	AWWSC Other Ben CAPX	CF	9300003522	10/31/2012	6.75
53481300	AWWSC Other Ben CAPX	CF	9300003523	10/31/2012	325.34

## Kentucky American Water Company

Case No. 2012-00520

Response to PSC DR1, Item 31

Account	Description	Doc Type	Document Number	Posting Date	Amount
53481300	AWWSC Other Ben CAPX	CF	9300003525	10/31/2012	329.26
53481300	AWWSC Other Ben CAPX	CF	9300003527	10/31/2012	326.94
53481300	AWWSC Other Ben CAPX	CF	9300003529	10/31/2012	861.23
53481300	AWWSC Other Ben CAPX	CF	9300003531	10/31/2012	316.55
53481300	AWWSC Other Ben CAPX	CF	9300003533	10/31/2012	773.99
53481300	AWWSC Other Ben CAPX	CF	9300003537	10/31/2012	49.97
53481300	AWWSC Other Ben CAPX	CF	9300003539	10/31/2012	51.12
53481300	AWWSC Other Ben CAPX	CF	9300003541	10/31/2012	50.95
53481300	AWWSC Other Ben CAPX	CF	9300003543	10/31/2012	10.48
53481300	AWWSC Other Ben CAPX	CF	9300003545	10/31/2012	27.54
53481300	AWWSC Other Ben CAPX	CF	9300003547	10/31/2012	50.46
53481300	AWWSC Other Ben CAPX	CF	9300003549	10/31/2012	1,717.23
53481300	AWWSC Other Ben CAPX	CF	9300003552	10/31/2012	1,453.27
53481300	AWWSC Other Ben CAPX	CF	9300003554	10/31/2012	633.33
53481300	AWWSC Other Ben CAPX	CF	9300003556	10/31/2012	26.71
53481300	AWWSC Other Ben CAPX	CF	9300003558	10/31/2012	26.64
53481300	AWWSC Other Ben CAPX	CF	9300003560	10/31/2012	26.71
53481300	AWWSC Other Ben CAPX	CF	9300003562	10/31/2012	76.37
53481300	AWWSC Other Ben CAPX	CF	9300003564	10/31/2012	76.34
53481300	AWWSC Other Ben CAPX	CF	9300003566	10/31/2012	1.53
53481300	AWWSC Other Ben CAPX	CF	9300003568	10/31/2012	1.53
53481300	AWWSC Other Ben CAPX	CF	9300003570	10/31/2012	1.53
53481300	AWWSC Other Ben CAPX	CF	9300003586	10/31/2012	(1,825.47)
53481300	AWWSC Other Ben CAPX	CF	9300003590	10/31/2012	(1,495.01)
53481300	AWWSC Other Ben CAPX	CF	9300003593	10/31/2012	(5.60)
53481300	AWWSC Other Ben CAPX	CF	9300003605	10/31/2012	(0.45)
53481300	AWWSC Other Ben CAPX	CF	9300003606	10/31/2012	2.59
53481300	AWWSC Other Ben CAPX	CF	9300003622	10/31/2012	36.62
53481300	AWWSC Other Ben CAPX	CF	9300003624	10/31/2012	1,110.77
53481300	AWWSC Other Ben CAPX	CF	9300003625	10/31/2012	35.80
53481300	AWWSC Other Ben CAPX	CF	9300003628	10/31/2012	1,824.52
53481300	AWWSC Other Ben CAPX	CF	9300003629	10/31/2012	46.19
53481300	AWWSC Other Ben CAPX	CF	9300003630	10/31/2012	1.20
53481300	AWWSC Other Ben CAPX	CF	9300003631	10/31/2012	(0.14)
53481300	AWWSC Other Ben CAPX	CF	9300003634	10/31/2012	48.13
53481300	AWWSC Other Ben CAPX	CF	9300003635	10/31/2012	(0.14)
53481300	AWWSC Other Ben CAPX	CF	9300003638	10/31/2012	26.71
53481300	AWWSC Other Ben CAPX	CF	9300003641	10/31/2012	26.71
53481300	AWWSC Other Ben CAPX	CF	9300003643	10/31/2012	114.88
53481300	AWWSC Other Ben CAPX	CF	9300003645	10/31/2012	114.92
53481300	AWWSC Other Ben CAPX	CF	9300003647	10/31/2012	48.04
53481300	AWWSC Other Ben CAPX	CF	9300003650	10/31/2012	30.54
53481300	AWWSC Other Ben CAPX	CF	9300003652	10/31/2012	18.39
53481300	AWWSC Other Ben CAPX	CF	9300003654	10/31/2012	299.53
53481300	AWWSC Other Ben CAPX	CF	9300003656	10/31/2012	7.04
53481300	AWWSC Other Ben CAPX	CF	9300003658	10/31/2012	7.03
53481300	AWWSC Other Ben CAPX	CF	9300003660	10/31/2012	14.33
53481300	AWWSC Other Ben CAPX	CF	9300003662	10/31/2012	54.02
53481300	AWWSC Other Ben CAPX	CF	9300003664	10/31/2012	36.74
53481300	AWWSC Other Ben CAPX	CF	9300003667	10/31/2012	1.73
53481300	AWWSC Other Ben CAPX	CF	9300003673	10/31/2012	(4.60)
53481300	AWWSC Other Ben CAPX	CF	9300003675	10/31/2012	(15.35)
53481300	AWWSC Other Ben CAPX	CF	9300003677	10/31/2012	(5.01)

## Kentucky American Water Company

Case No. 2012-00520

Response to PSC DR1, Item 31

Account	Description	Doc Type	Document Number	Posting Date	Amount
53481300	AWWSC Other Ben CAPX	CF	9300003679	10/31/2012	5.66
53481300	AWWSC Other Ben CAPX	CF	9300003682	10/31/2012	0.37
53481300	AWWSC Other Ben CAPX	CF	9300003683	10/31/2012	(1.47)
53481300	AWWSC Other Ben CAPX	CF	9300003686	10/31/2012	(0.14)
53481300	AWWSC Other Ben CAPX	CF	9300003687	10/31/2012	1.14
53481300	AWWSC Other Ben CAPX	CF	9300003689	10/31/2012	1.14
53481300	AWWSC Other Ben CAPX	CF	9300003690	10/31/2012	(0.14)
53481300	AWWSC Other Ben CAPX	CF	9300003692	10/31/2012	0.73
53481300	AWWSC Other Ben CAPX	CF	9300003702	10/31/2012	(1.25)
53481300	AWWSC Other Ben CAPX	CF	9300003704	10/31/2012	0.42
53481300	AWWSC Other Ben CAPX	CF	9300003706	10/31/2012	0.56
53481300	AWWSC Other Ben CAPX	CF	9300003709	10/31/2012	(0.11)
53481300	AWWSC Other Ben CAPX	CF	9300003712	10/31/2012	7.61
53481300	AWWSC Other Ben CAPX	CF	9300003714	10/31/2012	5.51
53481300	AWWSC Other Ben CAPX	CF	9300003716	10/31/2012	5.51
53481300	AWWSC Other Ben CAPX	CF	9300003719	10/31/2012	3.75
53481300	AWWSC Other Ben CAPX	CF	9300003721	10/31/2012	(0.03)
53481300	AWWSC Other Ben CAPX	CF	9300003723	10/31/2012	8.15
53481300	AWWSC Other Ben CAPX	CF	9300003725	10/31/2012	4.25
53481300	AWWSC Other Ben CAPX	CF	9300003726	10/31/2012	0.56
53481300	AWWSC Other Ben CAPX	CF	9300003730	10/31/2012	3.16
53481300	AWWSC Other Ben CAPX	CF	9300003732	10/31/2012	(1.93)
53481300	AWWSC Other Ben CAPX	CF	9300003734	10/31/2012	(6.26)
53481300	AWWSC Other Ben CAPX	CF	9300003737	10/31/2012	26.46
53481300	AWWSC Other Ben CAPX	CF	9300003745	10/31/2012	1.47
53481300	AWWSC Other Ben CAPX	CF	9300003747	10/31/2012	0.94
53481300	AWWSC Other Ben CAPX	CF	9300003749	10/31/2012	(0.17)
53481300	AWWSC Other Ben CAPX	CF	9300003750	10/31/2012	(0.17)
53481300	AWWSC Other Ben CAPX	CF	9300003753	10/31/2012	2,262.00
53481300	AWWSC Other Ben CAPX	CF	9300003754	10/31/2012	27.06
53481300	AWWSC Other Ben CAPX	CF	9300003755	10/31/2012	(0.17)
53481300	AWWSC Other Ben CAPX	CF	9300003756	10/31/2012	(1.16)
53481300	AWWSC Other Ben CAPX	CF	9300003758	10/31/2012	1,841.13
53481300	AWWSC Other Ben CAPX	CF	9300003762	10/31/2012	507.94
53481300	AWWSC Other Ben CAPX	CF	9300003763	10/31/2012	(1.14)
53481300	AWWSC Other Ben CAPX	CF	9300003765	10/31/2012	492.23
53481300	AWWSC Other Ben CAPX	CF	9300003766	10/31/2012	(0.72)
53481300	AWWSC Other Ben CAPX	CF	9300003767	10/31/2012	4.84
53481300	AWWSC Other Ben CAPX	CF	9300003769	10/31/2012	9.30
53481300	AWWSC Other Ben CAPX	CF	9300003771	10/31/2012	(1.29)
53481300	AWWSC Other Ben CAPX	CF	9300003773	10/31/2012	4.69
53481300	AWWSC Other Ben CAPX	CF	9300003775	10/31/2012	4.69
53481300	AWWSC Other Ben CAPX	CF	9300003777	10/31/2012	3.57
53481300	AWWSC Other Ben CAPX	CF	9300003778	10/31/2012	4.22
53481300	AWWSC Other Ben CAPX	CF	9300003779	10/31/2012	18.20
53481300	AWWSC Other Ben CAPX	CF	9300003781	10/31/2012	(3.07)
53481300	AWWSC Other Ben CAPX	CF	9300003783	10/31/2012	8.80
53481300	AWWSC Other Ben CAPX	CF	9300003785	10/31/2012	(34.30)
53481300	AWWSC Other Ben CAPX	CF	9300003787	10/31/2012	51.44
53481300	AWWSC Other Ben CAPX	CF	9300003788	10/31/2012	13.25
53481300	AWWSC Other Ben CAPX	CF	9300003789	10/31/2012	(10.04)
53481300	AWWSC Other Ben CAPX	CF	9300003790	10/31/2012	(51.62)
53481300	AWWSC Other Ben CAPX	CF	9300003792	10/31/2012	80.43

## Kentucky American Water Company

Case No. 2012-00520

Response to PSC DR1, Item 31

Account	Description	Doc Type	Document Number	Posting Date	Amount
53481300	AWWSC Other Ben CAPX	CF	9300003793	10/31/2012	18.27
53481300	AWWSC Other Ben CAPX	CF	9300003794	10/31/2012	(25.60)
53481300	AWWSC Other Ben CAPX	CF	9300003795	10/31/2012	(3.01)
53481300	AWWSC Other Ben CAPX	CF	9300003796	10/31/2012	(6.97)
53481300	AWWSC Other Ben CAPX	CF	9300003797	10/31/2012	3.01
53481300	AWWSC Other Ben CAPX	CF	9300003798	10/31/2012	9.58
53481300	AWWSC Other Ben CAPX	CF	9300003799	10/31/2012	33.83
53481300	AWWSC Other Ben CAPX	CF	9300003800	10/31/2012	(21.33)
53481300	AWWSC Other Ben CAPX	CF	9300003801	10/31/2012	(6.97)
53481300	AWWSC Other Ben CAPX	CF	9300003803	10/31/2012	9.56
53481300	AWWSC Other Ben CAPX	CF	9300003804	10/31/2012	29.56
53481300	AWWSC Other Ben CAPX	CF	9300003805	10/31/2012	(11.29)
53481300	AWWSC Other Ben CAPX	CF	9300003806	10/31/2012	(0.16)
53481300	AWWSC Other Ben CAPX	CF	9300003807	10/31/2012	(3.01)
53481300	AWWSC Other Ben CAPX	CF	9300003808	10/31/2012	(66.45)
53481300	AWWSC Other Ben CAPX	CF	9300003809	10/31/2012	98.09
53481300	AWWSC Other Ben CAPX	CF	9300003810	10/31/2012	3.01
53481300	AWWSC Other Ben CAPX	CF	9300003811	10/31/2012	24.54
53481300	AWWSC Other Ben CAPX	CF	9300003812	10/31/2012	(13.61)
53481300	AWWSC Other Ben CAPX	CF	9300003813	10/31/2012	14.38
53481300	AWWSC Other Ben CAPX	CF	9300003814	10/31/2012	(13.60)
53481300	AWWSC Other Ben CAPX	CF	9300003815	10/31/2012	14.22
53481300	AWWSC Other Ben CAPX	CF	9300003816	10/31/2012	540.61
53481300	AWWSC Other Ben CAPX	CF	9300004013	10/31/2012	711.39
53481300	AWWSC Other Ben CAPX	CF	9300004014	10/31/2012	303.61
53481300	AWWSC Other Ben CAPX	CF	9300004086	10/31/2012	0.18
53481300	AWWSC Other Ben CAPX	CF	9300004086	10/31/2012	1.67
53481300	AWWSC Other Ben CAPX	CF	9300004086	10/31/2012	1.61
53481300	AWWSC Other Ben CAPX	CF	9300004087	10/31/2012	0.22
53481300	AWWSC Other Ben CAPX	CF	9300004088	10/31/2012	0.32
53481300	AWWSC Other Ben CAPX	CF	9300004088	10/31/2012	0.01
53481300	AWWSC Other Ben CAPX	CF	9300004088	10/31/2012	0.85
53481300	AWWSC Other Ben CAPX	CF	9300004089	10/31/2012	0.14
53481300	AWWSC Other Ben CAPX	CF	9300004089	10/31/2012	0.06
53481300	AWWSC Other Ben CAPX	CF	9300004090	10/31/2012	0.51
53481300	AWWSC Other Ben CAPX	CF	9300004091	10/31/2012	0.21
53481300	AWWSC Other Ben CAPX	CF	9300004091	10/31/2012	1.41
53481300	AWWSC Other Ben CAPX	CF	9300004092	10/31/2012	0.11
53481300	AWWSC Other Ben CAPX	CF	9300004092	10/31/2012	0.13
53481300	AWWSC Other Ben CAPX	CF	9300004092	10/31/2012	1.70
53481300	AWWSC Other Ben CAPX	CF	9300004093	10/31/2012	0.27
53481300	AWWSC Other Ben CAPX	CF	9300004093	10/31/2012	0.10
53481300	AWWSC Other Ben CAPX	CF	9300004093	10/31/2012	0.41
53481300	AWWSC Other Ben CAPX	CF	9300004094	10/31/2012	0.43
53481300	AWWSC Other Ben CAPX	CF	9300004095	10/31/2012	66.69
53481300	AWWSC Other Ben CAPX	CF	9300004095	10/31/2012	39.94
53481300	AWWSC Other Ben CAPX	CF	9300004095	10/31/2012	34.69
53481300	AWWSC Other Ben CAPX	CF	9300004096	10/31/2012	(0.57)
53481300	AWWSC Other Ben CAPX	CF	9300004096	10/31/2012	0.52
53481300	AWWSC Other Ben CAPX	CF	9300004096	10/31/2012	(2.23)
53481300	AWWSC Other Ben CAPX	CF	9300004097	10/31/2012	1.00
53481300	AWWSC Other Ben CAPX	CF	9300004097	10/31/2012	65.46
53481300	AWWSC Other Ben CAPX	CF	9300004097	10/31/2012	14.56



## Kentucky American Water Company

Case No. 2012-00520

Response to PSC DR1, Item 31

Account	Description	Doc Type	Document Number	Posting Date	Amount
53481300	AWWSC Other Ben CAPX	CF	9300004098	10/31/2012	7.91
53481300	AWWSC Other Ben CAPX	CF	9300004098	10/31/2012	23.08
53481300	AWWSC Other Ben CAPX	CF	9300004098	10/31/2012	12.56
53481300	AWWSC Other Ben CAPX	CF	9300004098	10/31/2012	2.55
53481300	AWWSC Other Ben CAPX	CF	9300004099	10/31/2012	58.96
53481300	AWWSC Other Ben CAPX	CF	9300004099	10/31/2012	7.34
53481300	AWWSC Other Ben CAPX	CF	9300004099	10/31/2012	14.88
53481300	AWWSC Other Ben CAPX	CF	9300004101	10/31/2012	16.21
53481300	AWWSC Other Ben CAPX	CF	9300004101	10/31/2012	(0.70)
53481300	AWWSC Other Ben CAPX	CF	9300004101	10/31/2012	32.87
53481300	AWWSC Other Ben CAPX	CF	9300004101	10/31/2012	(1.42)
53481300	AWWSC Other Ben CAPX	CF	9300004103	10/31/2012	1.37
53481300	AWWSC Other Ben CAPX	CF	9300004103	10/31/2012	73.36
53481300	AWWSC Other Ben CAPX	CF	9300004103	10/31/2012	2.79
53481300	AWWSC Other Ben CAPX	CF	9300004104	10/31/2012	30.83
53481300	AWWSC Other Ben CAPX	CF	9300004104	10/31/2012	62.52
53481300	AWWSC Other Ben CAPX	CF	9300004104	10/31/2012	148.76
53481300	AWWSC Other Ben CAPX	CF	9300004105	10/31/2012	0.16
53481300	AWWSC Other Ben CAPX	CF	9300004105	10/31/2012	0.19
53481300	AWWSC Other Ben CAPX	CF	9300004105	10/31/2012	0.14
53481300	AWWSC Other Ben CAPX	CF	9300004105	10/31/2012	0.10
53481300	AWWSC Other Ben CAPX	CF	9300004106	10/31/2012	0.49
53481300	AWWSC Other Ben CAPX	CF	9300004106	10/31/2012	0.33
53481300	AWWSC Other Ben CAPX	CF	9300004106	10/31/2012	0.48
53481300	AWWSC Other Ben CAPX	CF	9300004106	10/31/2012	0.19
53481300	AWWSC Other Ben CAPX	CF	9300004107	10/31/2012	0.05
53481300	AWWSC Other Ben CAPX	CF	9300004107	10/31/2012	0.18
53481300	AWWSC Other Ben CAPX	CF	9300004107	10/31/2012	0.02
53481300	AWWSC Other Ben CAPX	CF	9300004109	10/31/2012	0.06
53481300	AWWSC Other Ben CAPX	CF	9300004109	10/31/2012	0.02
53481300	AWWSC Other Ben CAPX	CF	9300004110	10/31/2012	0.03
53481300	AWWSC Other Ben CAPX	CF	9300004110	10/31/2012	0.02
53481300	AWWSC Other Ben CAPX	CF	9300004111	10/31/2012	0.06
53481300	AWWSC Other Ben CAPX	CF	9300004112	10/31/2012	0.07
53481300	AWWSC Other Ben CAPX	CF	9300004113	10/31/2012	0.01
53481300	AWWSC Other Ben CAPX	CF	9300004113	10/31/2012	0.01
53481300	AWWSC Other Ben CAPX	CF	9300004115	10/31/2012	0.04
53481300	AWWSC Other Ben CAPX	CF	9300004116	10/31/2012	0.01
53481300	AWWSC Other Ben CAPX	CF	9300004116	10/31/2012	0.02
53481300	AWWSC Other Ben CAPX	CF	9300004117	10/31/2012	0.01
53481300	AWWSC Other Ben CAPX	CF	9300004119	10/31/2012	0.02
53481300	AWWSC Other Ben CAPX	CF	9300004121	10/31/2012	23.32
53481300	AWWSC Other Ben CAPX	CF	9300004130	10/31/2012	76.50
53481300	AWWSC Other Ben CAPX	CF	9300004136	10/31/2012	4.12
53481300	AWWSC Other Ben CAPX	CF	9300004145	10/31/2012	12.01
53481300	AWWSC Other Ben CAPX	CF	9300004157	10/31/2012	2,345.72
53481300	AWWSC Other Ben CAPX	CF	9300004169	10/31/2012	(3.18)
53481300	AWWSC Other Ben CAPX	CF	9300004183	10/31/2012	(36.01)
53481300	AWWSC Other Ben CAPX	CF	9300004185	10/31/2012	26.78
53481300	AWWSC Other Ben CAPX	CF	9300004185	10/31/2012	45.62
53481300	AWWSC Other Ben CAPX	CF	9300004186	10/31/2012	16.93
53481300	AWWSC Other Ben CAPX	CF	9300004186	10/31/2012	7.43
53481300	AWWSC Other Ben CAPX	CF	9300004186	10/31/2012	4.01

## Kentucky American Water Company

Case No. 2012-00520

Response to PSC DR1, Item 31

Account	Description	Doc Type	Document Number	Posting Date	Amount
53481300	AWWSC Other Ben CAPX	CF	9300004186	10/31/2012	17.14
53481300	AWWSC Other Ben CAPX	CF	9300004186	10/31/2012	47.05
53481300	AWWSC Other Ben CAPX	CF	9300004187	10/31/2012	26.88
53481300	AWWSC Other Ben CAPX	CF	9300004187	10/31/2012	44.70
53481300	AWWSC Other Ben CAPX	UT	9300004205	10/31/2012	(1,978.19)
53481300	AWWSC Other Ben CAPX	UT	9300004205	10/31/2012	(336.14)
53481300	AWWSC Other Ben CAPX	UT	9300004203	10/31/2012	(902.40)
53481300	AWWSC Other Ben CAPX	UT	9300004203	10/31/2012	(364.07)
53481300	AWWSC Other Ben CAPX	UZ	2000000387	10/31/2012	(1,015.00)
53481300	AWWSC Other Ben CAPX	UZ	2000000393	10/31/2012	(261.82)
53481300	AWWSC Other Ben CAPX	UZ	2000000396	10/31/2012	1.42
53481300	AWWSC Other Ben CAPX	UZ	2000000385	10/31/2012	(4.69)
53481300	AWWSC Other Ben CAPX	UZ	2000000394	10/31/2012	(6.30)
53481300	AWWSC Other Ben CAPX	UZ	2000000394	10/31/2012	0.10
53481300	AWWSC Other Ben CAPX	UZ	2000000385	10/31/2012	(4.69)
53481300	AWWSC Other Ben CAPX	UZ	2000000394	10/31/2012	(6.30)
53481300	AWWSC Other Ben CAPX	UZ	2000000394	10/31/2012	0.10
53481300	AWWSC Other Ben CAPX	UZ	2000000385	10/31/2012	(2.59)
53481300	AWWSC Other Ben CAPX	UZ	2000000385	10/31/2012	0.45
53481300	AWWSC Other Ben CAPX	UZ	2000000394	10/31/2012	0.10
53481300	AWWSC Other Ben CAPX	UZ	2000000396	10/31/2012	(6.30)
53481300	AWWSC Other Ben CAPX	UZ	2000000387	10/31/2012	(8.80)
53481300	AWWSC Other Ben CAPX	UZ	2000000394	10/31/2012	0.10
53481300	AWWSC Other Ben CAPX	UZ	2000000394	10/31/2012	(6.30)
53481300	AWWSC Other Ben CAPX	UZ	2000000385	10/31/2012	1.29
53481300	AWWSC Other Ben CAPX	UZ	2000000385	10/31/2012	(9.30)
53481300	AWWSC Other Ben CAPX	UZ	2000000394	10/31/2012	0.10
53481300	AWWSC Other Ben CAPX	UZ	2000000396	10/31/2012	(6.30)
53481300	AWWSC Other Ben CAPX	UZ	2000000385	10/31/2012	(4.84)
53481300	AWWSC Other Ben CAPX	UZ	2000000385	10/31/2012	(7.79)
53481300	AWWSC Other Ben CAPX	UZ	2000000393	10/31/2012	(6.30)
53481300	AWWSC Other Ben CAPX	UZ	2000000393	10/31/2012	0.10
53481300	AWWSC Other Ben CAPX	UZ	2000000385	10/31/2012	(18.20)
53481300	AWWSC Other Ben CAPX	UZ	2000000393	10/31/2012	0.30
53481300	AWWSC Other Ben CAPX	UZ	2000000394	10/31/2012	(18.89)
53481300	AWWSC Other Ben CAPX	UZ	2000000387	10/31/2012	3.07
53481300	AWWSC Other Ben CAPX	UZ	2000000385	10/31/2012	(1,841.13)
53481300	AWWSC Other Ben CAPX	UZ	2000000394	10/31/2012	0.60
53481300	AWWSC Other Ben CAPX	UZ	2000000396	10/31/2012	(37.77)
53481300	AWWSC Other Ben CAPX	UZ	2000000385	10/31/2012	(2,289.06)
53481300	AWWSC Other Ben CAPX	UZ	2000000394	10/31/2012	(62.95)
53481300	AWWSC Other Ben CAPX	UZ	2000000396	10/31/2012	1.00
53481300	AWWSC Other Ben CAPX	UZ	2000000385	10/31/2012	0.72
53481300	AWWSC Other Ben CAPX	UZ	2000000385	10/31/2012	(492.23)
53481300	AWWSC Other Ben CAPX	UZ	2000000394	10/31/2012	(18.89)
53481300	AWWSC Other Ben CAPX	UZ	2000000394	10/31/2012	0.30
53481300	AWWSC Other Ben CAPX	UZ	2000000385	10/31/2012	1.33
53481300	AWWSC Other Ben CAPX	UZ	2000000385	10/31/2012	0.34
53481300	AWWSC Other Ben CAPX	UZ	2000000385	10/31/2012	(507.94)
53481300	AWWSC Other Ben CAPX	UZ	2000000387	10/31/2012	1.14
53481300	AWWSC Other Ben CAPX	UZ	2000000393	10/31/2012	(33.81)
53481300	AWWSC Other Ben CAPX	UZ	2000000396	10/31/2012	0.50
53481300	AWWSC Other Ben CAPX	UZ	2000000385	10/31/2012	(0.94)

## Kentucky American Water Company

Case No. 2012-00520

Response to PSC DR1, Item 31

Account	Description	Doc Type	Document Number	Posting Date	Amount
53481300	AWWSC Other Ben CAPX	UZ	200000384	10/31/2012	(1.47)
53481300	AWWSC Other Ben CAPX	UZ	200000387	10/31/2012	(26.46)
53481300	AWWSC Other Ben CAPX	UZ	200000394	10/31/2012	(12.69)
53481300	AWWSC Other Ben CAPX	UZ	200000396	10/31/2012	0.20
53481300	AWWSC Other Ben CAPX	UZ	200000393	10/31/2012	(6.30)
53481300	AWWSC Other Ben CAPX	UZ	200000394	10/31/2012	0.10
53481300	AWWSC Other Ben CAPX	UZ	200000385	10/31/2012	6.26
53481300	AWWSC Other Ben CAPX	UZ	200000385	10/31/2012	1.93
53481300	AWWSC Other Ben CAPX	UZ	200000393	10/31/2012	(6.30)
53481300	AWWSC Other Ben CAPX	UZ	200000394	10/31/2012	0.10
53481300	AWWSC Other Ben CAPX	UZ	200000387	10/31/2012	(0.56)
53481300	AWWSC Other Ben CAPX	UZ	200000385	10/31/2012	(4.25)
53481300	AWWSC Other Ben CAPX	UZ	200000385	10/31/2012	(3.16)
53481300	AWWSC Other Ben CAPX	UZ	200000394	10/31/2012	(0.10)
53481300	AWWSC Other Ben CAPX	UZ	200000385	10/31/2012	(8.15)
53481300	AWWSC Other Ben CAPX	UZ	200000394	10/31/2012	(18.89)
53481300	AWWSC Other Ben CAPX	UZ	200000396	10/31/2012	0.30
53481300	AWWSC Other Ben CAPX	UZ	200000387	10/31/2012	0.03
53481300	AWWSC Other Ben CAPX	UZ	200000385	10/31/2012	(3.75)
53481300	AWWSC Other Ben CAPX	UZ	200000396	10/31/2012	(6.30)
53481300	AWWSC Other Ben CAPX	UZ	200000396	10/31/2012	0.10
53481300	AWWSC Other Ben CAPX	UZ	200000385	10/31/2012	(5.51)
53481300	AWWSC Other Ben CAPX	UZ	200000393	10/31/2012	0.10
53481300	AWWSC Other Ben CAPX	UZ	200000394	10/31/2012	(6.30)
53481300	AWWSC Other Ben CAPX	UZ	200000387	10/31/2012	(5.51)
53481300	AWWSC Other Ben CAPX	UZ	200000393	10/31/2012	(6.30)
53481300	AWWSC Other Ben CAPX	UZ	200000393	10/31/2012	0.10
53481300	AWWSC Other Ben CAPX	UZ	200000384	10/31/2012	(7.61)
53481300	AWWSC Other Ben CAPX	UZ	200000393	10/31/2012	(12.59)
53481300	AWWSC Other Ben CAPX	UZ	200000396	10/31/2012	0.20
53481300	AWWSC Other Ben CAPX	UZ	200000385	10/31/2012	0.11
53481300	AWWSC Other Ben CAPX	UZ	200000387	10/31/2012	(0.56)
53481300	AWWSC Other Ben CAPX	UZ	200000385	10/31/2012	(0.42)
53481300	AWWSC Other Ben CAPX	UZ	200000385	10/31/2012	1.25
53481300	AWWSC Other Ben CAPX	UZ	200000385	10/31/2012	(0.73)
53481300	AWWSC Other Ben CAPX	UZ	200000385	10/31/2012	0.14
53481300	AWWSC Other Ben CAPX	UZ	200000385	10/31/2012	(1.14)
53481300	AWWSC Other Ben CAPX	UZ	200000384	10/31/2012	0.14
53481300	AWWSC Other Ben CAPX	UZ	200000385	10/31/2012	(1.14)
53481300	AWWSC Other Ben CAPX	UZ	200000385	10/31/2012	1.47
53481300	AWWSC Other Ben CAPX	UZ	200000387	10/31/2012	(0.37)
53481300	AWWSC Other Ben CAPX	UZ	200000385	10/31/2012	(5.66)
53481300	AWWSC Other Ben CAPX	UZ	200000385	10/31/2012	5.01
53481300	AWWSC Other Ben CAPX	UZ	200000394	10/31/2012	(18.89)
53481300	AWWSC Other Ben CAPX	UZ	200000394	10/31/2012	0.30
53481300	AWWSC Other Ben CAPX	UZ	200000385	10/31/2012	15.35
53481300	AWWSC Other Ben CAPX	UZ	200000385	10/31/2012	4.60
53481300	AWWSC Other Ben CAPX	UZ	200000396	10/31/2012	(6.30)
53481300	AWWSC Other Ben CAPX	UZ	200000396	10/31/2012	0.10
53481300	AWWSC Other Ben CAPX	UZ	200000385	10/31/2012	(36.74)
53481300	AWWSC Other Ben CAPX	UZ	200000393	10/31/2012	(18.89)
53481300	AWWSC Other Ben CAPX	UZ	200000394	10/31/2012	0.30
53481300	AWWSC Other Ben CAPX	UZ	200000385	10/31/2012	(1.73)

## Kentucky American Water Company

Case No. 2012-00520

Response to PSC DR1, Item 31

Account	Description	Doc Type	Document Number	Posting Date	Amount
53481300	AWWSC Other Ben CAPX	UZ	2000000393	10/31/2012	(6.30)
53481300	AWWSC Other Ben CAPX	UZ	2000000394	10/31/2012	0.10
53481300	AWWSC Other Ben CAPX	UZ	2000000385	10/31/2012	(54.02)
53481300	AWWSC Other Ben CAPX	UZ	2000000394	10/31/2012	0.80
53481300	AWWSC Other Ben CAPX	UZ	2000000396	10/31/2012	(50.37)
53481300	AWWSC Other Ben CAPX	UZ	2000000385	10/31/2012	(14.33)
53481300	AWWSC Other Ben CAPX	UZ	2000000393	10/31/2012	0.20
53481300	AWWSC Other Ben CAPX	UZ	2000000393	10/31/2012	(12.59)
53481300	AWWSC Other Ben CAPX	UZ	2000000385	10/31/2012	(7.03)
53481300	AWWSC Other Ben CAPX	UZ	2000000394	10/31/2012	0.20
53481300	AWWSC Other Ben CAPX	UZ	2000000394	10/31/2012	(12.59)
53481300	AWWSC Other Ben CAPX	UZ	2000000387	10/31/2012	(7.04)
53481300	AWWSC Other Ben CAPX	UZ	2000000394	10/31/2012	(12.59)
53481300	AWWSC Other Ben CAPX	UZ	2000000396	10/31/2012	0.20
53481300	AWWSC Other Ben CAPX	UZ	2000000385	10/31/2012	(299.53)
53481300	AWWSC Other Ben CAPX	UZ	2000000394	10/31/2012	0.20
53481300	AWWSC Other Ben CAPX	UZ	2000000396	10/31/2012	(12.59)
53481300	AWWSC Other Ben CAPX	UZ	2000000385	10/31/2012	(18.39)
53481300	AWWSC Other Ben CAPX	UZ	2000000394	10/31/2012	0.30
53481300	AWWSC Other Ben CAPX	UZ	2000000396	10/31/2012	(18.89)
53481300	AWWSC Other Ben CAPX	UZ	2000000385	10/31/2012	(30.54)
53481300	AWWSC Other Ben CAPX	UZ	2000000394	10/31/2012	(57.04)
53481300	AWWSC Other Ben CAPX	UZ	2000000394	10/31/2012	0.90
53481300	AWWSC Other Ben CAPX	UZ	2000000385	10/31/2012	(48.04)
53481300	AWWSC Other Ben CAPX	UZ	2000000394	10/31/2012	0.71
53481300	AWWSC Other Ben CAPX	UZ	2000000396	10/31/2012	(44.08)
53481300	AWWSC Other Ben CAPX	UZ	2000000385	10/31/2012	(114.92)
53481300	AWWSC Other Ben CAPX	UZ	2000000393	10/31/2012	0.40
53481300	AWWSC Other Ben CAPX	UZ	2000000394	10/31/2012	(25.18)
53481300	AWWSC Other Ben CAPX	UZ	2000000385	10/31/2012	(114.88)
53481300	AWWSC Other Ben CAPX	UZ	2000000394	10/31/2012	(25.18)
53481300	AWWSC Other Ben CAPX	UZ	2000000396	10/31/2012	0.40
53481300	AWWSC Other Ben CAPX	UZ	2000000385	10/31/2012	(26.71)
53481300	AWWSC Other Ben CAPX	UZ	2000000394	10/31/2012	0.30
53481300	AWWSC Other Ben CAPX	UZ	2000000396	10/31/2012	(18.89)
53481300	AWWSC Other Ben CAPX	UZ	2000000385	10/31/2012	(26.71)
53481300	AWWSC Other Ben CAPX	UZ	2000000394	10/31/2012	(18.89)
53481300	AWWSC Other Ben CAPX	UZ	2000000396	10/31/2012	0.30
53481300	AWWSC Other Ben CAPX	UZ	2000000385	10/31/2012	(48.13)
53481300	AWWSC Other Ben CAPX	UZ	2000000385	10/31/2012	0.14
53481300	AWWSC Other Ben CAPX	UZ	2000000396	10/31/2012	0.50
53481300	AWWSC Other Ben CAPX	UZ	2000000396	10/31/2012	(31.48)
53481300	AWWSC Other Ben CAPX	UZ	2000000385	10/31/2012	(47.39)
53481300	AWWSC Other Ben CAPX	UZ	2000000385	10/31/2012	0.14
53481300	AWWSC Other Ben CAPX	UZ	2000000394	10/31/2012	0.50
53481300	AWWSC Other Ben CAPX	UZ	2000000396	10/31/2012	(31.48)
53481300	AWWSC Other Ben CAPX	UZ	2000000385	10/31/2012	(1,824.52)
53481300	AWWSC Other Ben CAPX	UZ	2000000396	10/31/2012	6.92
53481300	AWWSC Other Ben CAPX	UZ	2000000396	10/31/2012	(434.40)
53481300	AWWSC Other Ben CAPX	UZ	2000000387	10/31/2012	(1,146.57)
53481300	AWWSC Other Ben CAPX	UZ	2000000394	10/31/2012	(201.46)
53481300	AWWSC Other Ben CAPX	UZ	2000000394	10/31/2012	3.21
53481300	AWWSC Other Ben CAPX	UZ	2000000387	10/31/2012	(36.62)

## Kentucky American Water Company

Case No. 2012-00520

Response to PSC DR1, Item 31

Account	Description	Doc Type	Document Number	Posting Date	Amount
53481300	AWWSC Other Ben CAPX	UZ	2000000396	10/31/2012	0.71
53481300	AWWSC Other Ben CAPX	UZ	2000000396	10/31/2012	(44.08)
53481300	AWWSC Other Ben CAPX	UZ	2000000385	10/31/2012	5.60
53481300	AWWSC Other Ben CAPX	UZ	2000000387	10/31/2012	1,495.01
53481300	AWWSC Other Ben CAPX	UZ	2000000385	10/31/2012	1,825.47
53481300	AWWSC Other Ben CAPX	UZ	2000000385	10/31/2012	(25.20)
53481300	AWWSC Other Ben CAPX	UZ	2000000393	10/31/2012	0.30
53481300	AWWSC Other Ben CAPX	UZ	2000000394	10/31/2012	(18.89)
53481300	AWWSC Other Ben CAPX	UZ	2000000385	10/31/2012	(49.97)
53481300	AWWSC Other Ben CAPX	UZ	2000000393	10/31/2012	(37.77)
53481300	AWWSC Other Ben CAPX	UZ	2000000394	10/31/2012	0.60
53481300	AWWSC Other Ben CAPX	UZ	2000000385	10/31/2012	(20.39)
53481300	AWWSC Other Ben CAPX	UZ	2000000393	10/31/2012	(12.59)
53481300	AWWSC Other Ben CAPX	UZ	2000000394	10/31/2012	0.20
53481300	AWWSC Other Ben CAPX	UZ	2000000387	10/31/2012	(76.37)
53481300	AWWSC Other Ben CAPX	UZ	2000000394	10/31/2012	(12.59)
53481300	AWWSC Other Ben CAPX	UZ	2000000394	10/31/2012	0.20
53481300	AWWSC Other Ben CAPX	UZ	2000000385	10/31/2012	(26.71)
53481300	AWWSC Other Ben CAPX	UZ	2000000394	10/31/2012	(18.89)
53481300	AWWSC Other Ben CAPX	UZ	2000000394	10/31/2012	0.30
53481300	AWWSC Other Ben CAPX	UZ	2000000385	10/31/2012	(26.64)
53481300	AWWSC Other Ben CAPX	UZ	2000000396	10/31/2012	(18.89)
53481300	AWWSC Other Ben CAPX	UZ	2000000396	10/31/2012	0.30
53481300	AWWSC Other Ben CAPX	UZ	2000000385	10/31/2012	(26.71)
53481300	AWWSC Other Ben CAPX	UZ	2000000393	10/31/2012	(18.89)
53481300	AWWSC Other Ben CAPX	UZ	2000000396	10/31/2012	0.30
53481300	AWWSC Other Ben CAPX	UZ	2000000385	10/31/2012	(633.33)
53481300	AWWSC Other Ben CAPX	UZ	2000000393	10/31/2012	(75.54)
53481300	AWWSC Other Ben CAPX	UZ	2000000394	10/31/2012	1.21
53481300	AWWSC Other Ben CAPX	UZ	2000000385	10/31/2012	(1,453.27)
53481300	AWWSC Other Ben CAPX	UZ	2000000394	10/31/2012	0.60
53481300	AWWSC Other Ben CAPX	UZ	2000000396	10/31/2012	(37.77)
53481300	AWWSC Other Ben CAPX	UZ	2000000385	10/31/2012	(1,717.23)
53481300	AWWSC Other Ben CAPX	UZ	2000000394	10/31/2012	(163.68)
53481300	AWWSC Other Ben CAPX	UZ	2000000394	10/31/2012	2.61
53481300	AWWSC Other Ben CAPX	UZ	2000000385	10/31/2012	(50.46)
53481300	AWWSC Other Ben CAPX	UZ	2000000393	10/31/2012	(31.48)
53481300	AWWSC Other Ben CAPX	UZ	2000000394	10/31/2012	0.50
53481300	AWWSC Other Ben CAPX	UZ	2000000387	10/31/2012	(27.54)
53481300	AWWSC Other Ben CAPX	UZ	2000000394	10/31/2012	(25.18)
53481300	AWWSC Other Ben CAPX	UZ	2000000396	10/31/2012	0.40
53481300	AWWSC Other Ben CAPX	UZ	2000000387	10/31/2012	(10.48)
53481300	AWWSC Other Ben CAPX	UZ	2000000393	10/31/2012	(6.30)
53481300	AWWSC Other Ben CAPX	UZ	2000000396	10/31/2012	0.10
53481300	AWWSC Other Ben CAPX	UZ	2000000385	10/31/2012	(773.99)
53481300	AWWSC Other Ben CAPX	UZ	2000000393	10/31/2012	0.30
53481300	AWWSC Other Ben CAPX	UZ	2000000398	10/31/2012	(18.89)
53481300	AWWSC Other Ben CAPX	UZ	2000000385	10/31/2012	(316.55)
53481300	AWWSC Other Ben CAPX	UZ	2000000396	10/31/2012	(12.59)
53481300	AWWSC Other Ben CAPX	UZ	2000000396	10/31/2012	0.20
53481300	AWWSC Other Ben CAPX	UZ	2000000385	10/31/2012	(861.23)
53481300	AWWSC Other Ben CAPX	UZ	2000000396	10/31/2012	(31.48)
53481300	AWWSC Other Ben CAPX	UZ	2000000398	10/31/2012	0.50

## Kentucky American Water Company

Case No. 2012-00520

Response to PSC DR1, Item 31

Account	Description	Doc Type	Document Number	Posting Date	Amount
53481300	AWWSC Other Ben CAPX	UZ	2000000385	10/31/2012	(50.95)
53481300	AWWSC Other Ben CAPX	UZ	2000000396	10/31/2012	0.60
53481300	AWWSC Other Ben CAPX	UZ	2000000396	10/31/2012	(37.77)
53481300	AWWSC Other Ben CAPX	UZ	2000000385	10/31/2012	(326.94)
53481300	AWWSC Other Ben CAPX	UZ	2000000394	10/31/2012	0.20
53481300	AWWSC Other Ben CAPX	UZ	2000000394	10/31/2012	(12.59)
53481300	AWWSC Other Ben CAPX	UZ	2000000387	10/31/2012	(329.26)
53481300	AWWSC Other Ben CAPX	UZ	2000000394	10/31/2012	0.30
53481300	AWWSC Other Ben CAPX	UZ	2000000396	10/31/2012	(18.89)
53481300	AWWSC Other Ben CAPX	UZ	2000000387	10/31/2012	(325.34)
53481300	AWWSC Other Ben CAPX	UZ	2000000396	10/31/2012	0.20
53481300	AWWSC Other Ben CAPX	UZ	2000000396	10/31/2012	(12.59)
53481300	AWWSC Other Ben CAPX	UZ	2000000387	10/31/2012	(6.75)
53481300	AWWSC Other Ben CAPX	UZ	2000000396	10/31/2012	0.20
53481300	AWWSC Other Ben CAPX	UZ	2000000396	10/31/2012	(12.59)
53481300	AWWSC Other Ben CAPX	UZ	2000000384	10/31/2012	(10.06)
53481300	AWWSC Other Ben CAPX	UZ	2000000385	10/31/2012	(4.17)
53481300	AWWSC Other Ben CAPX	UZ	2000000385	10/31/2012	(5.21)
53481300	AWWSC Other Ben CAPX	UZ	2000000387	10/31/2012	(1.53)
53481300	AWWSC Other Ben CAPX	UZ	2000000394	10/31/2012	0.10
53481300	AWWSC Other Ben CAPX	UZ	2000000396	10/31/2012	(6.30)
53481300	AWWSC Other Ben CAPX	UZ	2000000385	10/31/2012	(1.53)
53481300	AWWSC Other Ben CAPX	UZ	2000000396	10/31/2012	0.10
53481300	AWWSC Other Ben CAPX	UZ	2000000398	10/31/2012	(6.30)
53481300	AWWSC Other Ben CAPX	UZ	2000000385	10/31/2012	(1.53)
53481300	AWWSC Other Ben CAPX	UZ	2000000394	10/31/2012	(6.30)
53481300	AWWSC Other Ben CAPX	UZ	2000000396	10/31/2012	0.10
53481300	AWWSC Other Ben CAPX	UZ	2000000384	10/31/2012	(540.61)
53481300	AWWSC Other Ben CAPX	UZ	2000000396	10/31/2012	0.20
53481300	AWWSC Other Ben CAPX	UZ	2000000396	10/31/2012	(12.59)
53481300	AWWSC Other Ben CAPX	UZ	2000000385	10/31/2012	(76.34)
53481300	AWWSC Other Ben CAPX	UZ	2000000394	10/31/2012	(12.59)
53481300	AWWSC Other Ben CAPX	UZ	2000000396	10/31/2012	0.20
53481300	AWWSC Other Ben CAPX	UZ	2000000385	10/31/2012	(51.12)
53481300	AWWSC Other Ben CAPX	UZ	2000000393	10/31/2012	0.60
53481300	AWWSC Other Ben CAPX	UZ	2000000396	10/31/2012	(37.77)
53481300	AWWSC Other Ben CAPX	UZ	2000000385	10/31/2012	(28.74)
53481300	AWWSC Other Ben CAPX	UZ	2000000394	10/31/2012	(31.48)
53481300	AWWSC Other Ben CAPX	UZ	2000000396	10/31/2012	0.50
53481300	AWWSC Other Ben CAPX	UZ	2000000385	10/31/2012	13.60
53481300	AWWSC Other Ben CAPX	UZ	2000000387	10/31/2012	(14.22)
53481300	AWWSC Other Ben CAPX	UZ	2000000396	10/31/2012	(37.77)
53481300	AWWSC Other Ben CAPX	UZ	2000000396	10/31/2012	0.60
53481300	AWWSC Other Ben CAPX	UZ	2000000385	10/31/2012	13.61
53481300	AWWSC Other Ben CAPX	UZ	2000000385	10/31/2012	(14.38)
53481300	AWWSC Other Ben CAPX	UZ	2000000394	10/31/2012	0.71
53481300	AWWSC Other Ben CAPX	UZ	2000000396	10/31/2012	(44.08)
53481300	AWWSC Other Ben CAPX	UZ	2000000385	10/31/2012	80.91
53481300	AWWSC Other Ben CAPX	UZ	2000000387	10/31/2012	(125.64)
53481300	AWWSC Other Ben CAPX	UZ	2000000394	10/31/2012	1.21
53481300	AWWSC Other Ben CAPX	UZ	2000000394	10/31/2012	(75.54)
53481300	AWWSC Other Ben CAPX	UZ	2000000385	10/31/2012	28.30
53481300	AWWSC Other Ben CAPX	UZ	2000000387	10/31/2012	(39.12)

## Kentucky American Water Company

Case No. 2012-00520

Response to PSC DR1, Item 31

Account	Description	Doc Type	Document Number	Posting Date	Amount
53481300	AWWSC Other Ben CAPX	UZ	2000000394	10/31/2012	0.40
53481300	AWWSC Other Ben CAPX	UZ	2000000396	10/31/2012	(25.18)
53481300	AWWSC Other Ben CAPX	UZ	2000000385	10/31/2012	(46.42)
53481300	AWWSC Other Ben CAPX	UZ	2000000385	10/31/2012	35.58
53481300	AWWSC Other Ben CAPX	UZ	2000000394	10/31/2012	(25.18)
53481300	AWWSC Other Ben CAPX	UZ	2000000396	10/31/2012	0.40
53481300	AWWSC Other Ben CAPX	UZ	2000000385	10/31/2012	61.66
53481300	AWWSC Other Ben CAPX	UZ	2000000385	10/31/2012	(98.70)
53481300	AWWSC Other Ben CAPX	UZ	2000000396	10/31/2012	(56.66)
53481300	AWWSC Other Ben CAPX	UZ	2000000396	10/31/2012	0.90
53481300	AWWSC Other Ben CAPX	UZ	2000000385	10/31/2012	(64.69)
53481300	AWWSC Other Ben CAPX	UZ	2000000385	10/31/2012	34.30
53481300	AWWSC Other Ben CAPX	UZ	2000000393	10/31/2012	1.00
53481300	AWWSC Other Ben CAPX	UZ	2000000394	10/31/2012	(62.95)
53481400	AWWSC Cont Svcs CAPX	CF	9300003465	10/31/2012	6.82
53481400	AWWSC Cont Svcs CAPX	CF	9300003508	10/31/2012	(58.55)
53481400	AWWSC Cont Svcs CAPX	CF	9300003510	10/31/2012	797.64
53481400	AWWSC Cont Svcs CAPX	CF	9300003514	10/31/2012	452.27
53481400	AWWSC Cont Svcs CAPX	CF	9300003516	10/31/2012	104.06
53481400	AWWSC Cont Svcs CAPX	CF	9300003518	10/31/2012	(467.10)
53481400	AWWSC Cont Svcs CAPX	CF	9300003520	10/31/2012	(228.56)
53481400	AWWSC Cont Svcs CAPX	CF	9300003537	10/31/2012	1,303.15
53481400	AWWSC Cont Svcs CAPX	CF	9300003539	10/31/2012	1,303.15
53481400	AWWSC Cont Svcs CAPX	CF	9300003541	10/31/2012	1,300.37
53481400	AWWSC Cont Svcs CAPX	CF	9300003549	10/31/2012	1,525.96
53481400	AWWSC Cont Svcs CAPX	CF	9300003552	10/31/2012	3,478.37
53481400	AWWSC Cont Svcs CAPX	CF	9300003554	10/31/2012	2,290.10
53481400	AWWSC Cont Svcs CAPX	CF	9300003556	10/31/2012	227.78
53481400	AWWSC Cont Svcs CAPX	CF	9300003558	10/31/2012	227.78
53481400	AWWSC Cont Svcs CAPX	CF	9300003560	10/31/2012	227.78
53481400	AWWSC Cont Svcs CAPX	CF	9300003562	10/31/2012	196.20
53481400	AWWSC Cont Svcs CAPX	CF	9300003564	10/31/2012	195.08
53481400	AWWSC Cont Svcs CAPX	CF	9300003566	10/31/2012	283.50
53481400	AWWSC Cont Svcs CAPX	CF	9300003568	10/31/2012	283.50
53481400	AWWSC Cont Svcs CAPX	CF	9300003570	10/31/2012	283.50
53481400	AWWSC Cont Svcs CAPX	CF	9300003572	10/31/2012	615.83
53481400	AWWSC Cont Svcs CAPX	CF	9300003573	10/31/2012	(3,910.00)
53481400	AWWSC Cont Svcs CAPX	CF	9300003575	10/31/2012	3,910.00
53481400	AWWSC Cont Svcs CAPX	CF	9300003595	10/31/2012	(5.69)
53481400	AWWSC Cont Svcs CAPX	CF	9300003599	10/31/2012	(251.55)
53481400	AWWSC Cont Svcs CAPX	CF	9300003608	10/31/2012	297.30
53481400	AWWSC Cont Svcs CAPX	CF	9300003609	10/31/2012	(1,626.26)
53481400	AWWSC Cont Svcs CAPX	CF	9300003610	10/31/2012	(1,553.12)
53481400	AWWSC Cont Svcs CAPX	CF	9300003611	10/31/2012	393.72
53481400	AWWSC Cont Svcs CAPX	CF	9300003612	10/31/2012	653.36
53481400	AWWSC Cont Svcs CAPX	CF	9300003613	10/31/2012	915.45
53481400	AWWSC Cont Svcs CAPX	CF	9300003614	10/31/2012	393.72
53481400	AWWSC Cont Svcs CAPX	CF	9300003616	10/31/2012	937.43
53481400	AWWSC Cont Svcs CAPX	CF	9300003617	10/31/2012	405.66
53481400	AWWSC Cont Svcs CAPX	CF	9300003618	10/31/2012	595.49
53481400	AWWSC Cont Svcs CAPX	CF	9300003620	10/31/2012	931.43
53481400	AWWSC Cont Svcs CAPX	CF	9300003624	10/31/2012	3,945.85
53481400	AWWSC Cont Svcs CAPX	CF	9300003628	10/31/2012	4,213.99

Kentucky American Water Company  
Case No. 2012-00520  
Response to PSC DR1, Item 31

Account	Description	Doc Type	Document Number	Posting Date	Amount
53481400	AWWSC Cont Svcs CAPX	CF	9300003629	10/31/2012	4,612.85
53481400	AWWSC Cont Svcs CAPX	CF	9300003634	10/31/2012	5,833.49
53481400	AWWSC Cont Svcs CAPX	CF	9300003638	10/31/2012	995.23
53481400	AWWSC Cont Svcs CAPX	CF	9300003640	10/31/2012	(2.08)
53481400	AWWSC Cont Svcs CAPX	CF	9300003641	10/31/2012	993.15
53481400	AWWSC Cont Svcs CAPX	CF	9300003643	10/31/2012	553.77
53481400	AWWSC Cont Svcs CAPX	CF	9300003645	10/31/2012	1,711.28
53481400	AWWSC Cont Svcs CAPX	CF	9300003647	10/31/2012	1,061.96
53481400	AWWSC Cont Svcs CAPX	CF	9300003652	10/31/2012	3,874.53
53481400	AWWSC Cont Svcs CAPX	CF	9300003654	10/31/2012	7,333.18
53481400	AWWSC Cont Svcs CAPX	CF	9300003656	10/31/2012	425.25
53481400	AWWSC Cont Svcs CAPX	CF	9300003658	10/31/2012	425.25
53481400	AWWSC Cont Svcs CAPX	CF	9300003662	10/31/2012	1,189.96
53481400	AWWSC Cont Svcs CAPX	CF	9300003664	10/31/2012	17.04
53481400	AWWSC Cont Svcs CAPX	CF	9300003667	10/31/2012	(41.79)
53481400	AWWSC Cont Svcs CAPX	CF	9300003671	10/31/2012	17.04
53481400	AWWSC Cont Svcs CAPX	CF	9300003672	10/31/2012	17.04
53481400	AWWSC Cont Svcs CAPX	CF	9300003673	10/31/2012	(42.18)
53481400	AWWSC Cont Svcs CAPX	CF	9300003675	10/31/2012	(33.19)
53481400	AWWSC Cont Svcs CAPX	CF	9300003677	10/31/2012	221.25
53481400	AWWSC Cont Svcs CAPX	CF	9300003699	10/31/2012	37.90
53481400	AWWSC Cont Svcs CAPX	CF	9300003704	10/31/2012	(33.24)
53481400	AWWSC Cont Svcs CAPX	CF	9300003708	10/31/2012	63.56
53481400	AWWSC Cont Svcs CAPX	CF	9300003726	10/31/2012	4,582.56
53481400	AWWSC Cont Svcs CAPX	CF	9300003743	10/31/2012	182.77
53481400	AWWSC Cont Svcs CAPX	CF	9300003750	10/31/2012	7,138.60
53481400	AWWSC Cont Svcs CAPX	CF	9300003755	10/31/2012	8,047.32
53481400	AWWSC Cont Svcs CAPX	CF	9300003758	10/31/2012	476.53
53481400	AWWSC Cont Svcs CAPX	CF	9300003786	10/31/2012	4,537.62
53481400	AWWSC Cont Svcs CAPX	CF	9300003787	10/31/2012	(1,797.92)
53481400	AWWSC Cont Svcs CAPX	CF	9300003788	10/31/2012	340.01
53481400	AWWSC Cont Svcs CAPX	CF	9300003791	10/31/2012	3,169.34
53481400	AWWSC Cont Svcs CAPX	CF	9300003792	10/31/2012	(1,676.26)
53481400	AWWSC Cont Svcs CAPX	CF	9300003793	10/31/2012	340.01
53481400	AWWSC Cont Svcs CAPX	CF	9300003797	10/31/2012	17,621.92
53481400	AWWSC Cont Svcs CAPX	CF	9300003798	10/31/2012	(435.12)
53481400	AWWSC Cont Svcs CAPX	CF	9300003799	10/31/2012	572.92
53481400	AWWSC Cont Svcs CAPX	CF	9300003802	10/31/2012	2,922.00
53481400	AWWSC Cont Svcs CAPX	CF	9300003803	10/31/2012	(482.32)
53481400	AWWSC Cont Svcs CAPX	CF	9300003804	10/31/2012	517.27
53481400	AWWSC Cont Svcs CAPX	CF	9300003809	10/31/2012	2,187.77
53481400	AWWSC Cont Svcs CAPX	CF	9300003810	10/31/2012	7,275.00
53481400	AWWSC Cont Svcs CAPX	CF	9300003811	10/31/2012	646.88
53481400	AWWSC Cont Svcs CAPX	CF	9300003816	10/31/2012	198.23
53481400	AWWSC Cont Svcs CAPX	CF	9300004086	10/31/2012	0.60
53481400	AWWSC Cont Svcs CAPX	CF	9300004089	10/31/2012	0.15
53481400	AWWSC Cont Svcs CAPX	CF	9300004092	10/31/2012	1.07
53481400	AWWSC Cont Svcs CAPX	CF	9300004094	10/31/2012	0.62
53481400	AWWSC Cont Svcs CAPX	CF	9300004096	10/31/2012	165.93
53481400	AWWSC Cont Svcs CAPX	CF	9300004098	10/31/2012	620.74
53481400	AWWSC Cont Svcs CAPX	CF	9300004102	10/31/2012	23.55
53481400	AWWSC Cont Svcs CAPX	CF	9300004102	10/31/2012	47.75
53481400	AWWSC Cont Svcs CAPX	CF	9300004108	10/31/2012	0.22



## Kentucky American Water Company

Case No. 2012-00520

Response to PSC DR1, Item 31

Account	Description	Doc Type	Document Number	Posting Date	Amount
53481400	AWWSC Cont Svcs CAPX	CF	9300004109	10/31/2012	(0.03)
53481400	AWWSC Cont Svcs CAPX	CF	9300004117	10/31/2012	0.08
53481400	AWWSC Cont Svcs CAPX	CF	9300004152	10/31/2012	1,011.07
53481400	AWWSC Cont Svcs CAPX	CF	9300004185	10/31/2012	1.34
53481400	AWWSC Cont Svcs CAPX	CF	9300004186	10/31/2012	23.53
53481400	AWWSC Cont Svcs CAPX	CF	9300004187	10/31/2012	31.21
53481400	AWWSC Cont Svcs CAPX	UT	9300004205	10/31/2012	(788.77)
53481400	AWWSC Cont Svcs CAPX	UT	9300004203	10/31/2012	(6.82)
53481400	AWWSC Cont Svcs CAPX	UT	9300004203	10/31/2012	(79.41)
53481400	AWWSC Cont Svcs CAPX	UZ	2000000396	10/31/2012	(47.75)
53481400	AWWSC Cont Svcs CAPX	UZ	2000000394	10/31/2012	(2.59)
53481400	AWWSC Cont Svcs CAPX	UZ	2000000393	10/31/2012	(2.59)
53481400	AWWSC Cont Svcs CAPX	UZ	2000000393	10/31/2012	(2.59)
53481400	AWWSC Cont Svcs CAPX	UZ	2000000396	10/31/2012	(2.59)
53481400	AWWSC Cont Svcs CAPX	UZ	2000000394	10/31/2012	(2.59)
53481400	AWWSC Cont Svcs CAPX	UZ	2000000394	10/31/2012	(7.76)
53481400	AWWSC Cont Svcs CAPX	UZ	2000000387	10/31/2012	(476.53)
53481400	AWWSC Cont Svcs CAPX	UZ	2000000394	10/31/2012	(15.51)
53481400	AWWSC Cont Svcs CAPX	UZ	2000000396	10/31/2012	(25.86)
53481400	AWWSC Cont Svcs CAPX	UZ	2000000394	10/31/2012	(7.76)
53481400	AWWSC Cont Svcs CAPX	UZ	2000000385	10/31/2012	(8,047.32)
53481400	AWWSC Cont Svcs CAPX	UZ	2000000387	10/31/2012	(7,138.60)
53481400	AWWSC Cont Svcs CAPX	UZ	2000000398	10/31/2012	(13.15)
53481400	AWWSC Cont Svcs CAPX	UZ	2000000387	10/31/2012	(182.77)
53481400	AWWSC Cont Svcs CAPX	UZ	2000000396	10/31/2012	(5.45)
53481400	AWWSC Cont Svcs CAPX	UZ	2000000396	10/31/2012	(2.59)
53481400	AWWSC Cont Svcs CAPX	UZ	2000000394	10/31/2012	(2.59)
53481400	AWWSC Cont Svcs CAPX	UZ	2000000385	10/31/2012	(4,582.56)
53481400	AWWSC Cont Svcs CAPX	UZ	2000000394	10/31/2012	(0.28)
53481400	AWWSC Cont Svcs CAPX	UZ	2000000385	10/31/2012	251.55
53481400	AWWSC Cont Svcs CAPX	UZ	2000000394	10/31/2012	(7.76)
53481400	AWWSC Cont Svcs CAPX	UZ	2000000394	10/31/2012	(2.59)
53481400	AWWSC Cont Svcs CAPX	UZ	2000000396	10/31/2012	(2.59)
53481400	AWWSC Cont Svcs CAPX	UZ	2000000393	10/31/2012	(2.59)
53481400	AWWSC Cont Svcs CAPX	UZ	2000000396	10/31/2012	(5.17)
53481400	AWWSC Cont Svcs CAPX	UZ	2000000385	10/31/2012	(63.56)
53481400	AWWSC Cont Svcs CAPX	UZ	2000000385	10/31/2012	33.24
53481400	AWWSC Cont Svcs CAPX	UZ	2000000385	10/31/2012	(37.90)
53481400	AWWSC Cont Svcs CAPX	UZ	2000000385	10/31/2012	(221.25)
53481400	AWWSC Cont Svcs CAPX	UZ	2000000394	10/31/2012	(7.76)
53481400	AWWSC Cont Svcs CAPX	UZ	2000000387	10/31/2012	33.19
53481400	AWWSC Cont Svcs CAPX	UZ	2000000387	10/31/2012	42.18
53481400	AWWSC Cont Svcs CAPX	UZ	2000000396	10/31/2012	(2.59)
53481400	AWWSC Cont Svcs CAPX	UZ	2000000385	10/31/2012	(17.04)
53481400	AWWSC Cont Svcs CAPX	UZ	2000000385	10/31/2012	(17.04)
53481400	AWWSC Cont Svcs CAPX	UZ	2000000393	10/31/2012	(7.76)
53481400	AWWSC Cont Svcs CAPX	UZ	2000000386	10/31/2012	(17.04)
53481400	AWWSC Cont Svcs CAPX	UZ	2000000385	10/31/2012	41.79
53481400	AWWSC Cont Svcs CAPX	UZ	2000000396	10/31/2012	(2.59)
53481400	AWWSC Cont Svcs CAPX	UZ	2000000385	10/31/2012	(1,189.96)
53481400	AWWSC Cont Svcs CAPX	UZ	2000000396	10/31/2012	(20.68)
53481400	AWWSC Cont Svcs CAPX	UZ	2000000394	10/31/2012	(5.17)

## Kentucky American Water Company

Case No. 2012-00520

Response to PSC DR1, Item 31

Account	Description	Doc Type	Document Number	Posting Date	Amount
53481400	AWWSC Cont Svcs CAPX	UZ	200000385	10/31/2012	(425.25)
53481400	AWWSC Cont Svcs CAPX	UZ	200000393	10/31/2012	(5.17)
53481400	AWWSC Cont Svcs CAPX	UZ	200000387	10/31/2012	(425.25)
53481400	AWWSC Cont Svcs CAPX	UZ	200000394	10/31/2012	(5.17)
53481400	AWWSC Cont Svcs CAPX	UZ	200000385	10/31/2012	(7,333.18)
53481400	AWWSC Cont Svcs CAPX	UZ	200000394	10/31/2012	(5.17)
53481400	AWWSC Cont Svcs CAPX	UZ	200000385	10/31/2012	(3,874.53)
53481400	AWWSC Cont Svcs CAPX	UZ	200000394	10/31/2012	(7.76)
53481400	AWWSC Cont Svcs CAPX	UZ	200000394	10/31/2012	(23.35)
53481400	AWWSC Cont Svcs CAPX	UZ	200000394	10/31/2012	0.03
53481400	AWWSC Cont Svcs CAPX	UZ	200000385	10/31/2012	(1,061.96)
53481400	AWWSC Cont Svcs CAPX	UZ	200000394	10/31/2012	(18.10)
53481400	AWWSC Cont Svcs CAPX	UZ	200000385	10/31/2012	(1,711.28)
53481400	AWWSC Cont Svcs CAPX	UZ	200000393	10/31/2012	(10.34)
53481400	AWWSC Cont Svcs CAPX	UZ	200000385	10/31/2012	(553.77)
53481400	AWWSC Cont Svcs CAPX	UZ	200000394	10/31/2012	(10.34)
53481400	AWWSC Cont Svcs CAPX	UZ	200000385	10/31/2012	(993.15)
53481400	AWWSC Cont Svcs CAPX	UZ	200000387	10/31/2012	2.08
53481400	AWWSC Cont Svcs CAPX	UZ	200000396	10/31/2012	(7.76)
53481400	AWWSC Cont Svcs CAPX	UZ	200000387	10/31/2012	(995.23)
53481400	AWWSC Cont Svcs CAPX	UZ	200000394	10/31/2012	(7.76)
53481400	AWWSC Cont Svcs CAPX	UZ	200000385	10/31/2012	(5,833.49)
53481400	AWWSC Cont Svcs CAPX	UZ	200000393	10/31/2012	(12.93)
53481400	AWWSC Cont Svcs CAPX	UZ	200000385	10/31/2012	(4,612.85)
53481400	AWWSC Cont Svcs CAPX	UZ	200000393	10/31/2012	(12.93)
53481400	AWWSC Cont Svcs CAPX	UZ	200000385	10/31/2012	(4,213.99)
53481400	AWWSC Cont Svcs CAPX	UZ	200000394	10/31/2012	(178.41)
53481400	AWWSC Cont Svcs CAPX	UZ	200000385	10/31/2012	(3,945.85)
53481400	AWWSC Cont Svcs CAPX	UZ	200000394	10/31/2012	(82.74)
53481400	AWWSC Cont Svcs CAPX	UZ	200000396	10/31/2012	(18.10)
53481400	AWWSC Cont Svcs CAPX	UZ	200000387	10/31/2012	5.69
53481400	AWWSC Cont Svcs CAPX	UZ	200000387	10/31/2012	(3,910.00)
53481400	AWWSC Cont Svcs CAPX	UZ	200000387	10/31/2012	3,910.00
53481400	AWWSC Cont Svcs CAPX	UZ	200000394	10/31/2012	(7.76)
53481400	AWWSC Cont Svcs CAPX	UZ	200000387	10/31/2012	(1,303.15)
53481400	AWWSC Cont Svcs CAPX	UZ	200000393	10/31/2012	(15.51)
53481400	AWWSC Cont Svcs CAPX	UZ	200000385	10/31/2012	58.55
53481400	AWWSC Cont Svcs CAPX	UZ	200000385	10/31/2012	(452.27)
53481400	AWWSC Cont Svcs CAPX	UZ	200000396	10/31/2012	(5.17)
53481400	AWWSC Cont Svcs CAPX	UZ	200000387	10/31/2012	(196.20)
53481400	AWWSC Cont Svcs CAPX	UZ	200000393	10/31/2012	(5.17)
53481400	AWWSC Cont Svcs CAPX	UZ	200000387	10/31/2012	(227.78)
53481400	AWWSC Cont Svcs CAPX	UZ	200000396	10/31/2012	(7.76)
53481400	AWWSC Cont Svcs CAPX	UZ	200000387	10/31/2012	(227.78)
53481400	AWWSC Cont Svcs CAPX	UZ	200000394	10/31/2012	(7.76)
53481400	AWWSC Cont Svcs CAPX	UZ	200000385	10/31/2012	(227.78)
53481400	AWWSC Cont Svcs CAPX	UZ	200000396	10/31/2012	(7.76)
53481400	AWWSC Cont Svcs CAPX	UZ	200000385	10/31/2012	(2,290.10)
53481400	AWWSC Cont Svcs CAPX	UZ	200000394	10/31/2012	(31.03)
53481400	AWWSC Cont Svcs CAPX	UZ	200000385	10/31/2012	(3,478.37)
53481400	AWWSC Cont Svcs CAPX	UZ	200000396	10/31/2012	(15.51)
53481400	AWWSC Cont Svcs CAPX	UZ	200000385	10/31/2012	(1,525.96)
53481400	AWWSC Cont Svcs CAPX	UZ	200000396	10/31/2012	(67.23)

## Kentucky American Water Company

Case No. 2012-00520

Response to PSC DR1, Item 31

Account	Description	Doc Type	Document Number	Posting Date	Amount
53481400	AWWSC Cont Svcs CAPX	UZ	2000000396	10/31/2012	(12.93)
53481400	AWWSC Cont Svcs CAPX	UZ	2000000394	10/31/2012	(10.34)
53481400	AWWSC Cont Svcs CAPX	UZ	2000000396	10/31/2012	(2.59)
53481400	AWWSC Cont Svcs CAPX	UZ	2000000396	10/31/2012	(7.76)
53481400	AWWSC Cont Svcs CAPX	UZ	2000000394	10/31/2012	(5.17)
53481400	AWWSC Cont Svcs CAPX	UZ	2000000396	10/31/2012	(12.93)
53481400	AWWSC Cont Svcs CAPX	UZ	2000000385	10/31/2012	(1,300.37)
53481400	AWWSC Cont Svcs CAPX	UZ	2000000394	10/31/2012	(15.51)
53481400	AWWSC Cont Svcs CAPX	UZ	2000000396	10/31/2012	(5.17)
53481400	AWWSC Cont Svcs CAPX	UZ	2000000394	10/31/2012	(7.76)
53481400	AWWSC Cont Svcs CAPX	UZ	2000000396	10/31/2012	(5.17)
53481400	AWWSC Cont Svcs CAPX	UZ	2000000396	10/31/2012	(5.17)
53481400	AWWSC Cont Svcs CAPX	UZ	2000000385	10/31/2012	228.56
53481400	AWWSC Cont Svcs CAPX	UZ	2000000385	10/31/2012	467.10
53481400	AWWSC Cont Svcs CAPX	UZ	2000000385	10/31/2012	(104.06)
53481400	AWWSC Cont Svcs CAPX	UZ	2000000387	10/31/2012	(615.83)
53481400	AWWSC Cont Svcs CAPX	UZ	2000000385	10/31/2012	(283.50)
53481400	AWWSC Cont Svcs CAPX	UZ	2000000393	10/31/2012	(2.59)
53481400	AWWSC Cont Svcs CAPX	UZ	2000000387	10/31/2012	(283.50)
53481400	AWWSC Cont Svcs CAPX	UZ	2000000396	10/31/2012	(2.59)
53481400	AWWSC Cont Svcs CAPX	UZ	2000000385	10/31/2012	(283.50)
53481400	AWWSC Cont Svcs CAPX	UZ	2000000394	10/31/2012	(2.59)
53481400	AWWSC Cont Svcs CAPX	UZ	2000000387	10/31/2012	(198.23)
53481400	AWWSC Cont Svcs CAPX	UZ	2000000393	10/31/2012	(5.17)
53481400	AWWSC Cont Svcs CAPX	UZ	2000000385	10/31/2012	(195.08)
53481400	AWWSC Cont Svcs CAPX	UZ	2000000394	10/31/2012	(5.17)
53481400	AWWSC Cont Svcs CAPX	UZ	2000000387	10/31/2012	(1,303.15)
53481400	AWWSC Cont Svcs CAPX	UZ	2000000393	10/31/2012	(15.51)
53481400	AWWSC Cont Svcs CAPX	UZ	2000000385	10/31/2012	(797.64)
53481400	AWWSC Cont Svcs CAPX	UZ	2000000396	10/31/2012	(12.93)
53481400	AWWSC Cont Svcs CAPX	UZ	2000000393	10/31/2012	(15.51)
53481400	AWWSC Cont Svcs CAPX	UZ	2000000394	10/31/2012	(18.10)
53481400	AWWSC Cont Svcs CAPX	UZ	2000000385	10/31/2012	(12,042.23)
53481400	AWWSC Cont Svcs CAPX	UZ	2000000396	10/31/2012	(31.03)
53481400	AWWSC Cont Svcs CAPX	UZ	2000000385	10/31/2012	482.32
53481400	AWWSC Cont Svcs CAPX	UZ	2000000385	10/31/2012	(4,770.42)
53481400	AWWSC Cont Svcs CAPX	UZ	2000000398	10/31/2012	(10.34)
53481400	AWWSC Cont Svcs CAPX	UZ	2000000385	10/31/2012	(20,157.37)
53481400	AWWSC Cont Svcs CAPX	UZ	2000000385	10/31/2012	435.12
53481400	AWWSC Cont Svcs CAPX	UZ	2000000394	10/31/2012	(10.34)
53481400	AWWSC Cont Svcs CAPX	UZ	2000000385	10/31/2012	3,229.38
53481400	AWWSC Cont Svcs CAPX	UZ	2000000385	10/31/2012	(3,509.35)
53481400	AWWSC Cont Svcs CAPX	UZ	2000000398	10/31/2012	(23.27)
53481400	AWWSC Cont Svcs CAPX	UZ	2000000385	10/31/2012	3,424.18
53481400	AWWSC Cont Svcs CAPX	UZ	2000000387	10/31/2012	(5,174.93)
53481400	AWWSC Cont Svcs CAPX	UZ	2000000398	10/31/2012	(25.86)
53481500	AWWSC Off Suppl CAPX	CF	9300003457	10/31/2012	(430.93)
53481500	AWWSC Off Suppl CAPX	CF	9300003465	10/31/2012	18.91
53481500	AWWSC Off Suppl CAPX	CF	9300003466	10/31/2012	68.69
53481500	AWWSC Off Suppl CAPX	CF	9300003468	10/31/2012	31.57
53481500	AWWSC Off Suppl CAPX	CF	9300003490	10/31/2012	183.76
53481500	AWWSC Off Suppl CAPX	CF	9300003493	10/31/2012	147.73
53481500	AWWSC Off Suppl CAPX	CF	9300003509	10/31/2012	(7.35)

## Kentucky American Water Company

Case No. 2012-00520

Response to PSC DR1, Item 31

Account	Description	Doc Type	Document Number	Posting Date	Amount
53481500	AWWSC Off Suppl CAPX	CF	9300003511	10/31/2012	(16.74)
53481500	AWWSC Off Suppl CAPX	CF	9300003513	10/31/2012	(5.96)
53481500	AWWSC Off Suppl CAPX	CF	9300003515	10/31/2012	(14.61)
53481500	AWWSC Off Suppl CAPX	CF	9300003517	10/31/2012	0.05
53481500	AWWSC Off Suppl CAPX	CF	9300003519	10/31/2012	14.10
53481500	AWWSC Off Suppl CAPX	CF	9300003521	10/31/2012	(3.64)
53481500	AWWSC Off Suppl CAPX	CF	9300003524	10/31/2012	(31.70)
53481500	AWWSC Off Suppl CAPX	CF	9300003526	10/31/2012	(33.20)
53481500	AWWSC Off Suppl CAPX	CF	9300003528	10/31/2012	(31.84)
53481500	AWWSC Off Suppl CAPX	CF	9300003530	10/31/2012	(68.75)
53481500	AWWSC Off Suppl CAPX	CF	9300003532	10/31/2012	(32.28)
53481500	AWWSC Off Suppl CAPX	CF	9300003534	10/31/2012	(62.58)
53481500	AWWSC Off Suppl CAPX	CF	9300003535	10/31/2012	4.49
53481500	AWWSC Off Suppl CAPX	CF	9300003536	10/31/2012	(0.78)
53481500	AWWSC Off Suppl CAPX	CF	9300003538	10/31/2012	(20.13)
53481500	AWWSC Off Suppl CAPX	CF	9300003540	10/31/2012	(19.63)
53481500	AWWSC Off Suppl CAPX	CF	9300003542	10/31/2012	(19.74)
53481500	AWWSC Off Suppl CAPX	CF	9300003544	10/31/2012	(2.65)
53481500	AWWSC Off Suppl CAPX	CF	9300003546	10/31/2012	(8.63)
53481500	AWWSC Off Suppl CAPX	CF	9300003548	10/31/2012	(8.73)
53481500	AWWSC Off Suppl CAPX	CF	9300003550	10/31/2012	(179.60)
53481500	AWWSC Off Suppl CAPX	CF	9300003553	10/31/2012	(181.95)
53481500	AWWSC Off Suppl CAPX	CF	9300003555	10/31/2012	(84.86)
53481500	AWWSC Off Suppl CAPX	CF	9300003557	10/31/2012	(9.98)
53481500	AWWSC Off Suppl CAPX	CF	9300003559	10/31/2012	(9.98)
53481500	AWWSC Off Suppl CAPX	CF	9300003561	10/31/2012	(9.98)
53481500	AWWSC Off Suppl CAPX	CF	9300003563	10/31/2012	(4.82)
53481500	AWWSC Off Suppl CAPX	CF	9300003565	10/31/2012	(4.48)
53481500	AWWSC Off Suppl CAPX	CF	9300003567	10/31/2012	(6.84)
53481500	AWWSC Off Suppl CAPX	CF	9300003569	10/31/2012	(6.56)
53481500	AWWSC Off Suppl CAPX	CF	9300003571	10/31/2012	(7.17)
53481500	AWWSC Off Suppl CAPX	CF	9300003574	10/31/2012	(62.56)
53481500	AWWSC Off Suppl CAPX	CF	9300003577	10/31/2012	(5.93)
53481500	AWWSC Off Suppl CAPX	CF	9300003579	10/31/2012	(5.93)
53481500	AWWSC Off Suppl CAPX	CF	9300003581	10/31/2012	(3.95)
53481500	AWWSC Off Suppl CAPX	CF	9300003583	10/31/2012	(3.95)
53481500	AWWSC Off Suppl CAPX	CF	9300003585	10/31/2012	(3.95)
53481500	AWWSC Off Suppl CAPX	CF	9300003587	10/31/2012	(29.21)
53481500	AWWSC Off Suppl CAPX	CF	9300003588	10/31/2012	(0.10)
53481500	AWWSC Off Suppl CAPX	CF	9300003589	10/31/2012	(0.10)
53481500	AWWSC Off Suppl CAPX	CF	9300003591	10/31/2012	(23.92)
53481500	AWWSC Off Suppl CAPX	CF	9300003594	10/31/2012	(4.82)
53481500	AWWSC Off Suppl CAPX	CF	9300003596	10/31/2012	(0.07)
53481500	AWWSC Off Suppl CAPX	CF	9300003597	10/31/2012	(0.07)
53481500	AWWSC Off Suppl CAPX	CF	9300003598	10/31/2012	(0.07)
53481500	AWWSC Off Suppl CAPX	CF	9300003600	10/31/2012	(4.69)
53481500	AWWSC Off Suppl CAPX	CF	9300003601	10/31/2012	7.51
53481500	AWWSC Off Suppl CAPX	CF	9300003602	10/31/2012	(7.29)
53481500	AWWSC Off Suppl CAPX	CF	9300003603	10/31/2012	(6.75)
53481500	AWWSC Off Suppl CAPX	CF	9300003604	10/31/2012	(1.62)
53481500	AWWSC Off Suppl CAPX	CF	9300003607	10/31/2012	(0.66)
53481500	AWWSC Off Suppl CAPX	CF	9300003608	10/31/2012	(6.84)
53481500	AWWSC Off Suppl CAPX	CF	9300003609	10/31/2012	(26.02)

## Kentucky American Water Company

Case No. 2012-00520

Response to PSC DR1, Item 31

Account	Description	Doc Type	Document Number	Posting Date	Amount
53481500	AWWSC Off Suppl CAPX	CF	9300003610	10/31/2012	(24.85)
53481500	AWWSC Off Suppl CAPX	CF	9300003611	10/31/2012	(2.36)
53481500	AWWSC Off Suppl CAPX	CF	9300003613	10/31/2012	(65.16)
53481500	AWWSC Off Suppl CAPX	CF	9300003614	10/31/2012	(2.37)
53481500	AWWSC Off Suppl CAPX	CF	9300003615	10/31/2012	(40.05)
53481500	AWWSC Off Suppl CAPX	CF	9300003616	10/31/2012	(49.55)
53481500	AWWSC Off Suppl CAPX	CF	9300003617	10/31/2012	(2.44)
53481500	AWWSC Off Suppl CAPX	CF	9300003618	10/31/2012	7.98
53481500	AWWSC Off Suppl CAPX	CF	9300003619	10/31/2012	(40.07)
53481500	AWWSC Off Suppl CAPX	CF	9300003620	10/31/2012	(27.25)
53481500	AWWSC Off Suppl CAPX	CF	9300003621	10/31/2012	0.07
53481500	AWWSC Off Suppl CAPX	CF	9300003623	10/31/2012	(11.68)
53481500	AWWSC Off Suppl CAPX	CF	9300003624	10/31/2012	60.44
53481500	AWWSC Off Suppl CAPX	CF	9300003626	10/31/2012	(320.24)
53481500	AWWSC Off Suppl CAPX	CF	9300003628	10/31/2012	3.58
53481500	AWWSC Off Suppl CAPX	CF	9300003632	10/31/2012	(195.00)
53481500	AWWSC Off Suppl CAPX	CF	9300003636	10/31/2012	(206.39)
53481500	AWWSC Off Suppl CAPX	CF	9300003639	10/31/2012	(16.98)
53481500	AWWSC Off Suppl CAPX	CF	9300003642	10/31/2012	(16.91)
53481500	AWWSC Off Suppl CAPX	CF	9300003644	10/31/2012	(48.50)
53481500	AWWSC Off Suppl CAPX	CF	9300003646	10/31/2012	(39.87)
53481500	AWWSC Off Suppl CAPX	CF	9300003648	10/31/2012	(25.84)
53481500	AWWSC Off Suppl CAPX	CF	9300003650	10/31/2012	(5.58)
53481500	AWWSC Off Suppl CAPX	CF	9300003651	10/31/2012	(13.69)
53481500	AWWSC Off Suppl CAPX	CF	9300003653	10/31/2012	(36.95)
53481500	AWWSC Off Suppl CAPX	CF	9300003655	10/31/2012	(45.57)
53481500	AWWSC Off Suppl CAPX	CF	9300003657	10/31/2012	(79.17)
53481500	AWWSC Off Suppl CAPX	CF	9300003659	10/31/2012	53.35
53481500	AWWSC Off Suppl CAPX	CF	9300003661	10/31/2012	(0.12)
53481500	AWWSC Off Suppl CAPX	CF	9300003663	10/31/2012	(39.13)
53481500	AWWSC Off Suppl CAPX	CF	9300003665	10/31/2012	(5.63)
53481500	AWWSC Off Suppl CAPX	CF	9300003669	10/31/2012	(6.43)
53481500	AWWSC Off Suppl CAPX	CF	9300003673	10/31/2012	11.38
53481500	AWWSC Off Suppl CAPX	CF	9300003674	10/31/2012	(10.15)
53481500	AWWSC Off Suppl CAPX	CF	9300003675	10/31/2012	26.67
53481500	AWWSC Off Suppl CAPX	CF	9300003676	10/31/2012	(13.84)
53481500	AWWSC Off Suppl CAPX	CF	9300003678	10/31/2012	(18.41)
53481500	AWWSC Off Suppl CAPX	CF	9300003680	10/31/2012	(1.94)
53481500	AWWSC Off Suppl CAPX	CF	9300003684	10/31/2012	(0.33)
53481500	AWWSC Off Suppl CAPX	CF	9300003688	10/31/2012	(16.85)
53481500	AWWSC Off Suppl CAPX	CF	9300003691	10/31/2012	(23.27)
53481500	AWWSC Off Suppl CAPX	CF	9300003693	10/31/2012	(23.53)
53481500	AWWSC Off Suppl CAPX	CF	9300003695	10/31/2012	(0.47)
53481500	AWWSC Off Suppl CAPX	CF	9300003696	10/31/2012	(0.93)
53481500	AWWSC Off Suppl CAPX	CF	9300003697	10/31/2012	(0.47)
53481500	AWWSC Off Suppl CAPX	CF	9300003698	10/31/2012	(5.78)
53481500	AWWSC Off Suppl CAPX	CF	9300003700	10/31/2012	(5.78)
53481500	AWWSC Off Suppl CAPX	CF	9300003701	10/31/2012	(5.78)
53481500	AWWSC Off Suppl CAPX	CF	9300003703	10/31/2012	(2.38)
53481500	AWWSC Off Suppl CAPX	CF	9300003705	10/31/2012	(2.45)
53481500	AWWSC Off Suppl CAPX	CF	9300003707	10/31/2012	(1.18)
53481500	AWWSC Off Suppl CAPX	CF	9300003710	10/31/2012	2.53
53481500	AWWSC Off Suppl CAPX	CF	9300003711	10/31/2012	73.44

Kentucky American Water Company  
Case No. 2012-00520  
Response to PSC DR1, Item 31

Account	Description	Doc Type	Document Number	Posting Date	Amount
53481500	AWWSC Off Suppl CAPX	CF	9300003713	10/31/2012	3.35
53481500	AWWSC Off Suppl CAPX	CF	9300003715	10/31/2012	(2.15)
53481500	AWWSC Off Suppl CAPX	CF	9300003717	10/31/2012	(2.15)
53481500	AWWSC Off Suppl CAPX	CF	9300003718	10/31/2012	5.68
53481500	AWWSC Off Suppl CAPX	CF	9300003720	10/31/2012	(2.15)
53481500	AWWSC Off Suppl CAPX	CF	9300003722	10/31/2012	(5.52)
53481500	AWWSC Off Suppl CAPX	CF	9300003724	10/31/2012	4,192.41
53481500	AWWSC Off Suppl CAPX	CF	9300003727	10/31/2012	(26.91)
53481500	AWWSC Off Suppl CAPX	CF	9300003728	10/31/2012	755.04
53481500	AWWSC Off Suppl CAPX	CF	9300003731	10/31/2012	(3.41)
53481500	AWWSC Off Suppl CAPX	CF	9300003733	10/31/2012	(4.12)
53481500	AWWSC Off Suppl CAPX	CF	9300003735	10/31/2012	(3.54)
53481500	AWWSC Off Suppl CAPX	CF	9300003738	10/31/2012	(6.13)
53481500	AWWSC Off Suppl CAPX	CF	9300003741	10/31/2012	(2.09)
53481500	AWWSC Off Suppl CAPX	CF	9300003742	10/31/2012	0.16
53481500	AWWSC Off Suppl CAPX	CF	9300003744	10/31/2012	13.30
53481500	AWWSC Off Suppl CAPX	CF	9300003746	10/31/2012	(4.40)
53481500	AWWSC Off Suppl CAPX	CF	9300003748	10/31/2012	(0.16)
53481500	AWWSC Off Suppl CAPX	CF	9300003751	10/31/2012	112.96
53481500	AWWSC Off Suppl CAPX	CF	9300003754	10/31/2012	27.38
53481500	AWWSC Off Suppl CAPX	CF	9300003757	10/31/2012	130.56
53481500	AWWSC Off Suppl CAPX	CF	9300003759	10/31/2012	(27.07)
53481500	AWWSC Off Suppl CAPX	CF	9300003764	10/31/2012	(36.43)
53481500	AWWSC Off Suppl CAPX	CF	9300003766	10/31/2012	(30.30)
53481500	AWWSC Off Suppl CAPX	CF	9300003767	10/31/2012	20.81
53481500	AWWSC Off Suppl CAPX	CF	9300003768	10/31/2012	98.52
53481500	AWWSC Off Suppl CAPX	CF	9300003770	10/31/2012	12.29
53481500	AWWSC Off Suppl CAPX	CF	9300003772	10/31/2012	(98.77)
53481500	AWWSC Off Suppl CAPX	CF	9300003774	10/31/2012	(98.17)
53481500	AWWSC Off Suppl CAPX	CF	9300003776	10/31/2012	(97.60)
53481500	AWWSC Off Suppl CAPX	CF	9300003778	10/31/2012	48.58
53481500	AWWSC Off Suppl CAPX	CF	9300003780	10/31/2012	21.25
53481500	AWWSC Off Suppl CAPX	CF	9300003782	10/31/2012	(17.33)
53481500	AWWSC Off Suppl CAPX	CF	9300003784	10/31/2012	(24.51)
53481500	AWWSC Off Suppl CAPX	CF	9300003786	10/31/2012	(21.00)
53481500	AWWSC Off Suppl CAPX	CF	9300003787	10/31/2012	(76.27)
53481500	AWWSC Off Suppl CAPX	CF	9300003788	10/31/2012	(3.30)
53481500	AWWSC Off Suppl CAPX	CF	9300003791	10/31/2012	(21.00)
53481500	AWWSC Off Suppl CAPX	CF	9300003792	10/31/2012	(83.30)
53481500	AWWSC Off Suppl CAPX	CF	9300003793	10/31/2012	(4.45)
53481500	AWWSC Off Suppl CAPX	CF	9300003797	10/31/2012	(20.89)
53481500	AWWSC Off Suppl CAPX	CF	9300003798	10/31/2012	(270.01)
53481500	AWWSC Off Suppl CAPX	CF	9300003799	10/31/2012	(5.15)
53481500	AWWSC Off Suppl CAPX	CF	9300003802	10/31/2012	(21.00)
53481500	AWWSC Off Suppl CAPX	CF	9300003803	10/31/2012	(53.58)
53481500	AWWSC Off Suppl CAPX	CF	9300003804	10/31/2012	(5.30)
53481500	AWWSC Off Suppl CAPX	CF	9300003809	10/31/2012	(314.99)
53481500	AWWSC Off Suppl CAPX	CF	9300003810	10/31/2012	(20.89)
53481500	AWWSC Off Suppl CAPX	CF	9300003811	10/31/2012	(3.43)
53481500	AWWSC Off Suppl CAPX	CF	9300003813	10/31/2012	(3.23)
53481500	AWWSC Off Suppl CAPX	CF	9300003815	10/31/2012	(3.23)
53481500	AWWSC Off Suppl CAPX	CF	9300003817	10/31/2012	(41.53)
53481500	AWWSC Off Suppl CAPX	CF	9300004086	10/31/2012	6.85

Kentucky American Water Company  
Case No. 2012-00520  
Response to PSC DR1, Item 31

Account	Description	Doc Type	Document Number	Posting Date	Amount
53481500	AWWSC Off Suppl CAPX	CF	9300004086	10/31/2012	0.76
53481500	AWWSC Off Suppl CAPX	CF	9300004087	10/31/2012	1.71
53481500	AWWSC Off Suppl CAPX	CF	9300004087	10/31/2012	12.15
53481500	AWWSC Off Suppl CAPX	CF	9300004087	10/31/2012	5.85
53481500	AWWSC Off Suppl CAPX	CF	9300004087	10/31/2012	0.02
53481500	AWWSC Off Suppl CAPX	CF	9300004088	10/31/2012	1.93
53481500	AWWSC Off Suppl CAPX	CF	9300004089	10/31/2012	2.08
53481500	AWWSC Off Suppl CAPX	CF	9300004089	10/31/2012	1.18
53481500	AWWSC Off Suppl CAPX	CF	9300004089	10/31/2012	0.89
53481500	AWWSC Off Suppl CAPX	CF	9300004090	10/31/2012	0.59
53481500	AWWSC Off Suppl CAPX	CF	9300004090	10/31/2012	0.73
53481500	AWWSC Off Suppl CAPX	CF	9300004090	10/31/2012	1.66
53481500	AWWSC Off Suppl CAPX	CF	9300004091	10/31/2012	0.83
53481500	AWWSC Off Suppl CAPX	CF	9300004091	10/31/2012	0.14
53481500	AWWSC Off Suppl CAPX	CF	9300004091	10/31/2012	0.60
53481500	AWWSC Off Suppl CAPX	CF	9300004092	10/31/2012	0.18
53481500	AWWSC Off Suppl CAPX	CF	9300004092	10/31/2012	0.13
53481500	AWWSC Off Suppl CAPX	CF	9300004093	10/31/2012	0.30
53481500	AWWSC Off Suppl CAPX	CF	9300004093	10/31/2012	0.15
53481500	AWWSC Off Suppl CAPX	CF	9300004093	10/31/2012	7.41
53481500	AWWSC Off Suppl CAPX	CF	9300004094	10/31/2012	2.23
53481500	AWWSC Off Suppl CAPX	CF	9300004095	10/31/2012	830.60
53481500	AWWSC Off Suppl CAPX	CF	9300004095	10/31/2012	178.31
53481500	AWWSC Off Suppl CAPX	CF	9300004096	10/31/2012	0.71
53481500	AWWSC Off Suppl CAPX	CF	9300004096	10/31/2012	1.36
53481500	AWWSC Off Suppl CAPX	CF	9300004096	10/31/2012	2.16
53481500	AWWSC Off Suppl CAPX	CF	9300004096	10/31/2012	14.50
53481500	AWWSC Off Suppl CAPX	CF	9300004096	10/31/2012	3.15
53481500	AWWSC Off Suppl CAPX	CF	9300004097	10/31/2012	29.19
53481500	AWWSC Off Suppl CAPX	CF	9300004097	10/31/2012	5.04
53481500	AWWSC Off Suppl CAPX	CF	9300004097	10/31/2012	186.08
53481500	AWWSC Off Suppl CAPX	CF	9300004097	10/31/2012	257.30
53481500	AWWSC Off Suppl CAPX	CF	9300004098	10/31/2012	85.55
53481500	AWWSC Off Suppl CAPX	CF	9300004098	10/31/2012	10.21
53481500	AWWSC Off Suppl CAPX	CF	9300004098	10/31/2012	8.55
53481500	AWWSC Off Suppl CAPX	CF	9300004099	10/31/2012	159.72
53481500	AWWSC Off Suppl CAPX	CF	9300004100	10/31/2012	31.30
53481500	AWWSC Off Suppl CAPX	CF	9300004100	10/31/2012	206.58
53481500	AWWSC Off Suppl CAPX	CF	9300004100	10/31/2012	101.80
53481500	AWWSC Off Suppl CAPX	CF	9300004100	10/31/2012	63.47
53481500	AWWSC Off Suppl CAPX	CF	9300004100	10/31/2012	418.93
53481500	AWWSC Off Suppl CAPX	CF	9300004100	10/31/2012	206.45
53481500	AWWSC Off Suppl CAPX	CF	9300004101	10/31/2012	53.53
53481500	AWWSC Off Suppl CAPX	CF	9300004101	10/31/2012	108.56
53481500	AWWSC Off Suppl CAPX	CF	9300004102	10/31/2012	207.27
53481500	AWWSC Off Suppl CAPX	CF	9300004102	10/31/2012	420.34
53481500	AWWSC Off Suppl CAPX	CF	9300004103	10/31/2012	317.37
53481500	AWWSC Off Suppl CAPX	CF	9300004103	10/31/2012	643.63
53481500	AWWSC Off Suppl CAPX	CF	9300004104	10/31/2012	119.30
53481500	AWWSC Off Suppl CAPX	CF	9300004104	10/31/2012	241.94
53481500	AWWSC Off Suppl CAPX	CF	9300004105	10/31/2012	0.03
53481500	AWWSC Off Suppl CAPX	CF	9300004105	10/31/2012	0.25
53481500	AWWSC Off Suppl CAPX	CF	9300004105	10/31/2012	1.96

## Kentucky American Water Company

Case No. 2012-00520

Response to PSC DR1, Item 31

Account	Description	Doc Type	Document Number	Posting Date	Amount
53481500	AWWSC Off Suppl CAPX	CF	9300004106	10/31/2012	1.76
53481500	AWWSC Off Suppl CAPX	CF	9300004106	10/31/2012	1.32
53481500	AWWSC Off Suppl CAPX	CF	9300004106	10/31/2012	3.37
53481500	AWWSC Off Suppl CAPX	CF	9300004106	10/31/2012	0.01
53481500	AWWSC Off Suppl CAPX	CF	9300004107	10/31/2012	0.30
53481500	AWWSC Off Suppl CAPX	CF	9300004107	10/31/2012	3.18
53481500	AWWSC Off Suppl CAPX	CF	9300004107	10/31/2012	0.06
53481500	AWWSC Off Suppl CAPX	CF	9300004107	10/31/2012	0.17
53481500	AWWSC Off Suppl CAPX	CF	9300004108	10/31/2012	0.39
53481500	AWWSC Off Suppl CAPX	CF	9300004108	10/31/2012	0.20
53481500	AWWSC Off Suppl CAPX	CF	9300004108	10/31/2012	0.01
53481500	AWWSC Off Suppl CAPX	CF	9300004108	10/31/2012	0.01
53481500	AWWSC Off Suppl CAPX	CF	9300004109	10/31/2012	0.07
53481500	AWWSC Off Suppl CAPX	CF	9300004111	10/31/2012	0.14
53481500	AWWSC Off Suppl CAPX	CF	9300004111	10/31/2012	0.01
53481500	AWWSC Off Suppl CAPX	CF	9300004112	10/31/2012	0.12
53481500	AWWSC Off Suppl CAPX	CF	9300004112	10/31/2012	0.02
53481500	AWWSC Off Suppl CAPX	CF	9300004113	10/31/2012	0.10
53481500	AWWSC Off Suppl CAPX	CF	9300004114	10/31/2012	0.08
53481500	AWWSC Off Suppl CAPX	CF	9300004115	10/31/2012	0.02
53481500	AWWSC Off Suppl CAPX	CF	9300004115	10/31/2012	0.02
53481500	AWWSC Off Suppl CAPX	CF	9300004115	10/31/2012	0.07
53481500	AWWSC Off Suppl CAPX	CF	9300004116	10/31/2012	0.03
53481500	AWWSC Off Suppl CAPX	CF	9300004116	10/31/2012	0.02
53481500	AWWSC Off Suppl CAPX	CF	9300004116	10/31/2012	0.02
53481500	AWWSC Off Suppl CAPX	CF	9300004117	10/31/2012	0.04
53481500	AWWSC Off Suppl CAPX	CF	9300004118	10/31/2012	0.01
53481500	AWWSC Off Suppl CAPX	CF	9300004118	10/31/2012	0.01
53481500	AWWSC Off Suppl CAPX	CF	9300004127	10/31/2012	238.04
53481500	AWWSC Off Suppl CAPX	CF	9300004132	10/31/2012	2,540.24
53481500	AWWSC Off Suppl CAPX	CF	9300004141	10/31/2012	3,783.74
53481500	AWWSC Off Suppl CAPX	CF	9300004149	10/31/2012	30.60
53481500	AWWSC Off Suppl CAPX	CF	9300004150	10/31/2012	1,298.73
53481500	AWWSC Off Suppl CAPX	CF	9300004154	10/31/2012	2,330.81
53481500	AWWSC Off Suppl CAPX	CF	9300004165	10/31/2012	1,668.75
53481500	AWWSC Off Suppl CAPX	CF	9300004182	10/31/2012	2,300.17
53481500	AWWSC Off Suppl CAPX	CF	9300004185	10/31/2012	307.24
53481500	AWWSC Off Suppl CAPX	CF	9300004185	10/31/2012	129.17
53481500	AWWSC Off Suppl CAPX	CF	9300004186	10/31/2012	219.13
53481500	AWWSC Off Suppl CAPX	CF	9300004186	10/31/2012	55.87
53481500	AWWSC Off Suppl CAPX	CF	9300004186	10/31/2012	113.61
53481500	AWWSC Off Suppl CAPX	CF	9300004186	10/31/2012	196.59
53481500	AWWSC Off Suppl CAPX	CF	9300004187	10/31/2012	125.11
53481500	AWWSC Off Suppl CAPX	CF	9300004187	10/31/2012	195.71
53481500	AWWSC Off Suppl CAPX	CF	9300004187	10/31/2012	148.20
53481500	AWWSC Off Suppl CAPX	CF	9300004187	10/31/2012	86.64
53481500	AWWSC Off Suppl CAPX	UT	9300004205	10/31/2012	(1,846.08)
53481500	AWWSC Off Suppl CAPX	UT	9300004203	10/31/2012	(450.66)
53481500	AWWSC Off Suppl CAPX	UT	9300004203	10/31/2012	(2,587.90)
53481500	AWWSC Off Suppl CAPX	UZ	2000000396	10/31/2012	(2,103.32)
53481500	AWWSC Off Suppl CAPX	UZ	2000000385	10/31/2012	97.60
53481500	AWWSC Off Suppl CAPX	UZ	2000000396	10/31/2012	(36.30)
53481500	AWWSC Off Suppl CAPX	UZ	2000000387	10/31/2012	98.17



Kentucky American Water Company  
Case No. 2012-00520  
Response to PSC DR1, Item 31

Account	Description	Doc Type	Document Number	Posting Date	Amount
53481500	AWWSC Off Suppl CAPX	UZ	2000000394	10/31/2012	(36.30)
53481500	AWWSC Off Suppl CAPX	UZ	2000000385	10/31/2012	0.66
53481500	AWWSC Off Suppl CAPX	UZ	2000000396	10/31/2012	(36.30)
53481500	AWWSC Off Suppl CAPX	UZ	2000000387	10/31/2012	6.75
53481500	AWWSC Off Suppl CAPX	UZ	2000000385	10/31/2012	1.62
53481500	AWWSC Off Suppl CAPX	UZ	2000000385	10/31/2012	24.51
53481500	AWWSC Off Suppl CAPX	UZ	2000000394	10/31/2012	(36.30)
53481500	AWWSC Off Suppl CAPX	UZ	2000000385	10/31/2012	98.77
53481500	AWWSC Off Suppl CAPX	UZ	2000000387	10/31/2012	(12.29)
53481500	AWWSC Off Suppl CAPX	UZ	2000000394	10/31/2012	(36.30)
53481500	AWWSC Off Suppl CAPX	UZ	2000000385	10/31/2012	(119.33)
53481500	AWWSC Off Suppl CAPX	UZ	2000000387	10/31/2012	(48.58)
53481500	AWWSC Off Suppl CAPX	UZ	2000000396	10/31/2012	(36.30)
53481500	AWWSC Off Suppl CAPX	UZ	2000000385	10/31/2012	(21.25)
53481500	AWWSC Off Suppl CAPX	UZ	2000000394	10/31/2012	(108.88)
53481500	AWWSC Off Suppl CAPX	UZ	2000000385	10/31/2012	17.33
53481500	AWWSC Off Suppl CAPX	UZ	2000000387	10/31/2012	27.07
53481500	AWWSC Off Suppl CAPX	UZ	2000000394	10/31/2012	(217.77)
53481500	AWWSC Off Suppl CAPX	UZ	2000000387	10/31/2012	(27.38)
53481500	AWWSC Off Suppl CAPX	UZ	2000000394	10/31/2012	(362.95)
53481500	AWWSC Off Suppl CAPX	UZ	2000000387	10/31/2012	30.30
53481500	AWWSC Off Suppl CAPX	UZ	2000000394	10/31/2012	(108.88)
53481500	AWWSC Off Suppl CAPX	UZ	2000000385	10/31/2012	(130.56)
53481500	AWWSC Off Suppl CAPX	UZ	2000000385	10/31/2012	(112.96)
53481500	AWWSC Off Suppl CAPX	UZ	2000000385	10/31/2012	7.29
53481500	AWWSC Off Suppl CAPX	UZ	2000000387	10/31/2012	36.43
53481500	AWWSC Off Suppl CAPX	UZ	2000000394	10/31/2012	(194.48)
53481500	AWWSC Off Suppl CAPX	UZ	2000000387	10/31/2012	0.16
53481500	AWWSC Off Suppl CAPX	UZ	2000000387	10/31/2012	4.40
53481500	AWWSC Off Suppl CAPX	UZ	2000000387	10/31/2012	(13.30)
53481500	AWWSC Off Suppl CAPX	UZ	2000000385	10/31/2012	(0.16)
53481500	AWWSC Off Suppl CAPX	UZ	2000000385	10/31/2012	6.13
53481500	AWWSC Off Suppl CAPX	UZ	2000000396	10/31/2012	(73.21)
53481500	AWWSC Off Suppl CAPX	UZ	2000000385	10/31/2012	2.09
53481500	AWWSC Off Suppl CAPX	UZ	2000000396	10/31/2012	(36.30)
53481500	AWWSC Off Suppl CAPX	UZ	2000000387	10/31/2012	3.54
53481500	AWWSC Off Suppl CAPX	UZ	2000000387	10/31/2012	4.12
53481500	AWWSC Off Suppl CAPX	UZ	2000000396	10/31/2012	(36.30)
53481500	AWWSC Off Suppl CAPX	UZ	2000000384	10/31/2012	(4,192.41)
53481500	AWWSC Off Suppl CAPX	UZ	2000000385	10/31/2012	26.91
53481500	AWWSC Off Suppl CAPX	UZ	2000000385	10/31/2012	(755.04)
53481500	AWWSC Off Suppl CAPX	UZ	2000000387	10/31/2012	3.41
53481500	AWWSC Off Suppl CAPX	UZ	2000000393	10/31/2012	(0.62)
53481500	AWWSC Off Suppl CAPX	UZ	2000000385	10/31/2012	(7.51)
53481500	AWWSC Off Suppl CAPX	UZ	2000000385	10/31/2012	4.69
53481500	AWWSC Off Suppl CAPX	UZ	2000000393	10/31/2012	(108.88)
53481500	AWWSC Off Suppl CAPX	UZ	2000000385	10/31/2012	5.52
53481500	AWWSC Off Suppl CAPX	UZ	2000000385	10/31/2012	2.15
53481500	AWWSC Off Suppl CAPX	UZ	2000000396	10/31/2012	(36.30)
53481500	AWWSC Off Suppl CAPX	UZ	2000000385	10/31/2012	2.15
53481500	AWWSC Off Suppl CAPX	UZ	2000000396	10/31/2012	(36.30)
53481500	AWWSC Off Suppl CAPX	UZ	2000000385	10/31/2012	2.15
53481500	AWWSC Off Suppl CAPX	UZ	2000000394	10/31/2012	(36.30)

## Kentucky American Water Company

Case No. 2012-00520

Response to PSC DR1, Item 31

Account	Description	Doc Type	Document Number	Posting Date	Amount
53481500	AWWSC Off Suppl CAPX	UZ	2000000387	10/31/2012	(3.35)
53481500	AWWSC Off Suppl CAPX	UZ	2000000394	10/31/2012	(72.59)
53481500	AWWSC Off Suppl CAPX	UZ	2000000385	10/31/2012	(5.68)
53481500	AWWSC Off Suppl CAPX	UZ	2000000385	10/31/2012	(75.97)
53481500	AWWSC Off Suppl CAPX	UZ	2000000387	10/31/2012	1.18
53481500	AWWSC Off Suppl CAPX	UZ	2000000387	10/31/2012	2.45
53481500	AWWSC Off Suppl CAPX	UZ	2000000387	10/31/2012	2.38
53481500	AWWSC Off Suppl CAPX	UZ	2000000385	10/31/2012	5.78
53481500	AWWSC Off Suppl CAPX	UZ	2000000385	10/31/2012	5.78
53481500	AWWSC Off Suppl CAPX	UZ	2000000385	10/31/2012	0.47
53481500	AWWSC Off Suppl CAPX	UZ	2000000385	10/31/2012	0.47
53481500	AWWSC Off Suppl CAPX	UZ	2000000387	10/31/2012	0.93
53481500	AWWSC Off Suppl CAPX	UZ	2000000385	10/31/2012	23.53
53481500	AWWSC Off Suppl CAPX	UZ	2000000385	10/31/2012	23.27
53481500	AWWSC Off Suppl CAPX	UZ	2000000385	10/31/2012	16.85
53481500	AWWSC Off Suppl CAPX	UZ	2000000385	10/31/2012	0.33
53481500	AWWSC Off Suppl CAPX	UZ	2000000385	10/31/2012	1.94
53481500	AWWSC Off Suppl CAPX	UZ	2000000385	10/31/2012	18.41
53481500	AWWSC Off Suppl CAPX	UZ	2000000396	10/31/2012	(108.88)
53481500	AWWSC Off Suppl CAPX	UZ	2000000385	10/31/2012	13.84
53481500	AWWSC Off Suppl CAPX	UZ	2000000385	10/31/2012	(26.67)
53481500	AWWSC Off Suppl CAPX	UZ	2000000385	10/31/2012	10.15
53481500	AWWSC Off Suppl CAPX	UZ	2000000385	10/31/2012	(11.38)
53481500	AWWSC Off Suppl CAPX	UZ	2000000393	10/31/2012	(36.30)
53481500	AWWSC Off Suppl CAPX	UZ	2000000385	10/31/2012	5.63
53481500	AWWSC Off Suppl CAPX	UZ	2000000396	10/31/2012	(108.88)
53481500	AWWSC Off Suppl CAPX	UZ	2000000385	10/31/2012	6.43
53481500	AWWSC Off Suppl CAPX	UZ	2000000396	10/31/2012	(36.30)
53481500	AWWSC Off Suppl CAPX	UZ	2000000387	10/31/2012	39.13
53481500	AWWSC Off Suppl CAPX	UZ	2000000396	10/31/2012	(290.35)
53481500	AWWSC Off Suppl CAPX	UZ	2000000385	10/31/2012	0.12
53481500	AWWSC Off Suppl CAPX	UZ	2000000394	10/31/2012	(72.59)
53481500	AWWSC Off Suppl CAPX	UZ	2000000385	10/31/2012	(53.35)
53481500	AWWSC Off Suppl CAPX	UZ	2000000393	10/31/2012	(72.59)
53481500	AWWSC Off Suppl CAPX	UZ	2000000387	10/31/2012	79.17
53481500	AWWSC Off Suppl CAPX	UZ	2000000396	10/31/2012	(72.59)
53481500	AWWSC Off Suppl CAPX	UZ	2000000386	10/31/2012	45.57
53481500	AWWSC Off Suppl CAPX	UZ	2000000394	10/31/2012	(72.59)
53481500	AWWSC Off Suppl CAPX	UZ	2000000387	10/31/2012	36.95
53481500	AWWSC Off Suppl CAPX	UZ	2000000396	10/31/2012	(108.88)
53481500	AWWSC Off Suppl CAPX	UZ	2000000385	10/31/2012	19.27
53481500	AWWSC Off Suppl CAPX	UZ	2000000393	10/31/2012	(327.43)
53481500	AWWSC Off Suppl CAPX	UZ	2000000385	10/31/2012	25.84
53481500	AWWSC Off Suppl CAPX	UZ	2000000394	10/31/2012	(254.06)
53481500	AWWSC Off Suppl CAPX	UZ	2000000384	10/31/2012	39.87
53481500	AWWSC Off Suppl CAPX	UZ	2000000396	10/31/2012	(145.18)
53481500	AWWSC Off Suppl CAPX	UZ	2000000385	10/31/2012	48.50
53481500	AWWSC Off Suppl CAPX	UZ	2000000393	10/31/2012	(145.18)
53481500	AWWSC Off Suppl CAPX	UZ	2000000385	10/31/2012	16.91
53481500	AWWSC Off Suppl CAPX	UZ	2000000396	10/31/2012	(108.88)
53481500	AWWSC Off Suppl CAPX	UZ	2000000387	10/31/2012	16.98
53481500	AWWSC Off Suppl CAPX	UZ	2000000396	10/31/2012	(108.88)

## Kentucky American Water Company

Case No. 2012-00520

Response to PSC DR1, Item 31

Account	Description	Doc Type	Document Number	Posting Date	Amount
53481500	AWWSC Off Suppl CAPX	UZ	2000000385	10/31/2012	206.39
53481500	AWWSC Off Suppl CAPX	UZ	2000000393	10/31/2012	(181.47)
53481500	AWWSC Off Suppl CAPX	UZ	2000000387	10/31/2012	195.00
53481500	AWWSC Off Suppl CAPX	UZ	2000000393	10/31/2012	(181.47)
53481500	AWWSC Off Suppl CAPX	UZ	2000000385	10/31/2012	430.93
53481500	AWWSC Off Suppl CAPX	UZ	2000000387	10/31/2012	(3.58)
53481500	AWWSC Off Suppl CAPX	UZ	2000000396	10/31/2012	(2,504.26)
53481500	AWWSC Off Suppl CAPX	UZ	2000000385	10/31/2012	(60.44)
53481500	AWWSC Off Suppl CAPX	UZ	2000000385	10/31/2012	320.24
53481500	AWWSC Off Suppl CAPX	UZ	2000000394	10/31/2012	(1,161.42)
53481500	AWWSC Off Suppl CAPX	UZ	2000000385	10/31/2012	11.68
53481500	AWWSC Off Suppl CAPX	UZ	2000000393	10/31/2012	(254.06)
53481500	AWWSC Off Suppl CAPX	UZ	2000000385	10/31/2012	0.07
53481500	AWWSC Off Suppl CAPX	UZ	2000000387	10/31/2012	0.07
53481500	AWWSC Off Suppl CAPX	UZ	2000000385	10/31/2012	0.07
53481500	AWWSC Off Suppl CAPX	UZ	2000000385	10/31/2012	4.82
53481500	AWWSC Off Suppl CAPX	UZ	2000000385	10/31/2012	23.92
53481500	AWWSC Off Suppl CAPX	UZ	2000000385	10/31/2012	0.10
53481500	AWWSC Off Suppl CAPX	UZ	2000000387	10/31/2012	(0.07)
53481500	AWWSC Off Suppl CAPX	UZ	2000000385	10/31/2012	0.10
53481500	AWWSC Off Suppl CAPX	UZ	2000000385	10/31/2012	29.21
53481500	AWWSC Off Suppl CAPX	UZ	2000000385	10/31/2012	3.95
53481500	AWWSC Off Suppl CAPX	UZ	2000000385	10/31/2012	3.95
53481500	AWWSC Off Suppl CAPX	UZ	2000000387	10/31/2012	3.95
53481500	AWWSC Off Suppl CAPX	UZ	2000000387	10/31/2012	5.93
53481500	AWWSC Off Suppl CAPX	UZ	2000000385	10/31/2012	5.93
53481500	AWWSC Off Suppl CAPX	UZ	2000000385	10/31/2012	62.56
53481500	AWWSC Off Suppl CAPX	UZ	2000000385	10/31/2012	5.96
53481500	AWWSC Off Suppl CAPX	UZ	2000000393	10/31/2012	(108.88)
53481500	AWWSC Off Suppl CAPX	UZ	2000000385	10/31/2012	20.13
53481500	AWWSC Off Suppl CAPX	UZ	2000000394	10/31/2012	(217.77)
53481500	AWWSC Off Suppl CAPX	UZ	2000000385	10/31/2012	7.35
53481500	AWWSC Off Suppl CAPX	UZ	2000000385	10/31/2012	14.61
53481500	AWWSC Off Suppl CAPX	UZ	2000000394	10/31/2012	(72.59)
53481500	AWWSC Off Suppl CAPX	UZ	2000000387	10/31/2012	4.82
53481500	AWWSC Off Suppl CAPX	UZ	2000000394	10/31/2012	(72.59)
53481500	AWWSC Off Suppl CAPX	UZ	2000000385	10/31/2012	9.98
53481500	AWWSC Off Suppl CAPX	UZ	2000000396	10/31/2012	(108.88)
53481500	AWWSC Off Suppl CAPX	UZ	2000000385	10/31/2012	9.98
53481500	AWWSC Off Suppl CAPX	UZ	2000000393	10/31/2012	(108.88)
53481500	AWWSC Off Suppl CAPX	UZ	2000000385	10/31/2012	9.98
53481500	AWWSC Off Suppl CAPX	UZ	2000000394	10/31/2012	(108.88)
53481500	AWWSC Off Suppl CAPX	UZ	2000000385	10/31/2012	84.86
53481500	AWWSC Off Suppl CAPX	UZ	2000000394	10/31/2012	(435.52)
53481500	AWWSC Off Suppl CAPX	UZ	2000000385	10/31/2012	181.95
53481500	AWWSC Off Suppl CAPX	UZ	2000000394	10/31/2012	(217.77)
53481500	AWWSC Off Suppl CAPX	UZ	2000000385	10/31/2012	179.60
53481500	AWWSC Off Suppl CAPX	UZ	2000000396	10/31/2012	(943.63)
53481500	AWWSC Off Suppl CAPX	UZ	2000000385	10/31/2012	8.73
53481500	AWWSC Off Suppl CAPX	UZ	2000000394	10/31/2012	(181.47)
53481500	AWWSC Off Suppl CAPX	UZ	2000000385	10/31/2012	8.63
53481500	AWWSC Off Suppl CAPX	UZ	2000000396	10/31/2012	(145.18)
53481500	AWWSC Off Suppl CAPX	UZ	2000000385	10/31/2012	2.65

Kentucky American Water Company  
Case No. 2012-00520  
Response to PSC DR1, Item 31

Account	Description	Doc Type	Document Number	Posting Date	Amount
53481500	AWWSC Off Suppl CAPX	UZ	2000000396	10/31/2012	(36.30)
53481500	AWWSC Off Suppl CAPX	UZ	2000000387	10/31/2012	0.78
53481500	AWWSC Off Suppl CAPX	UZ	2000000387	10/31/2012	(4.49)
53481500	AWWSC Off Suppl CAPX	UZ	2000000385	10/31/2012	62.58
53481500	AWWSC Off Suppl CAPX	UZ	2000000393	10/31/2012	(108.88)
53481500	AWWSC Off Suppl CAPX	UZ	2000000385	10/31/2012	32.28
53481500	AWWSC Off Suppl CAPX	UZ	2000000394	10/31/2012	(72.59)
53481500	AWWSC Off Suppl CAPX	UZ	2000000385	10/31/2012	68.75
53481500	AWWSC Off Suppl CAPX	UZ	2000000396	10/31/2012	(181.47)
53481500	AWWSC Off Suppl CAPX	UZ	2000000385	10/31/2012	19.74
53481500	AWWSC Off Suppl CAPX	UZ	2000000396	10/31/2012	(217.77)
53481500	AWWSC Off Suppl CAPX	UZ	2000000385	10/31/2012	31.84
53481500	AWWSC Off Suppl CAPX	UZ	2000000396	10/31/2012	(72.59)
53481500	AWWSC Off Suppl CAPX	UZ	2000000385	10/31/2012	33.20
53481500	AWWSC Off Suppl CAPX	UZ	2000000394	10/31/2012	(108.88)
53481500	AWWSC Off Suppl CAPX	UZ	2000000385	10/31/2012	31.70
53481500	AWWSC Off Suppl CAPX	UZ	2000000396	10/31/2012	(72.59)
53481500	AWWSC Off Suppl CAPX	UZ	2000000393	10/31/2012	(72.59)
53481500	AWWSC Off Suppl CAPX	UZ	2000000385	10/31/2012	3.64
53481500	AWWSC Off Suppl CAPX	UZ	2000000385	10/31/2012	(14.10)
53481500	AWWSC Off Suppl CAPX	UZ	2000000385	10/31/2012	(0.05)
53481500	AWWSC Off Suppl CAPX	UZ	2000000385	10/31/2012	7.17
53481500	AWWSC Off Suppl CAPX	UZ	2000000396	10/31/2012	(36.30)
53481500	AWWSC Off Suppl CAPX	UZ	2000000385	10/31/2012	6.56
53481500	AWWSC Off Suppl CAPX	UZ	2000000394	10/31/2012	(36.30)
53481500	AWWSC Off Suppl CAPX	UZ	2000000387	10/31/2012	6.84
53481500	AWWSC Off Suppl CAPX	UZ	2000000394	10/31/2012	(36.30)
53481500	AWWSC Off Suppl CAPX	UZ	2000000385	10/31/2012	41.53
53481500	AWWSC Off Suppl CAPX	UZ	2000000396	10/31/2012	(72.59)
53481500	AWWSC Off Suppl CAPX	UZ	2000000385	10/31/2012	4.48
53481500	AWWSC Off Suppl CAPX	UZ	2000000396	10/31/2012	(72.59)
53481500	AWWSC Off Suppl CAPX	UZ	2000000387	10/31/2012	19.63
53481500	AWWSC Off Suppl CAPX	UZ	2000000396	10/31/2012	(217.77)
53481500	AWWSC Off Suppl CAPX	UZ	2000000385	10/31/2012	16.74
53481500	AWWSC Off Suppl CAPX	UZ	2000000396	10/31/2012	(181.47)
53481500	AWWSC Off Suppl CAPX	UZ	2000000385	10/31/2012	3.23
53481500	AWWSC Off Suppl CAPX	UZ	2000000394	10/31/2012	(217.77)
53481500	AWWSC Off Suppl CAPX	UZ	2000000385	10/31/2012	3.23
53481500	AWWSC Off Suppl CAPX	UZ	2000000396	10/31/2012	(254.06)
53481500	AWWSC Off Suppl CAPX	UZ	2000000385	10/31/2012	(7.98)
53481500	AWWSC Off Suppl CAPX	UZ	2000000387	10/31/2012	409.07
53481500	AWWSC Off Suppl CAPX	UZ	2000000396	10/31/2012	(435.52)
53481500	AWWSC Off Suppl CAPX	UZ	2000000385	10/31/2012	171.85
53481500	AWWSC Off Suppl CAPX	UZ	2000000396	10/31/2012	(145.18)
53481500	AWWSC Off Suppl CAPX	UZ	2000000387	10/31/2012	363.57
53481500	AWWSC Off Suppl CAPX	UZ	2000000396	10/31/2012	(145.18)
53481500	AWWSC Off Suppl CAPX	UZ	2000000386	10/31/2012	133.60
53481500	AWWSC Off Suppl CAPX	UZ	2000000396	10/31/2012	(326.64)
53481500	AWWSC Off Suppl CAPX	UZ	2000000387	10/31/2012	133.43
53481500	AWWSC Off Suppl CAPX	UZ	2000000394	10/31/2012	(362.95)
53481700	AWWSC Rents CAPX	CF	9300003496	10/31/2012	56.04
53481700	AWWSC Rents CAPX	CF	9300004089	10/31/2012	31.74
53481700	AWWSC Rents CAPX	CF	9300004096	10/31/2012	5,179.18

Kentucky American Water Company  
Case No. 2012-00520  
Response to PSC DR1, Item 31

Account	Description	Doc Type	Document Number	Posting Date	Amount
53481700	AWWSC Rents CAPX	CF	9300004100	10/31/2012	477.62
53481700	AWWSC Rents CAPX	CF	9300004100	10/31/2012	968.61
53481700	AWWSC Rents CAPX	CF	9300004103	10/31/2012	3.29
53481700	AWWSC Rents CAPX	CF	9300004103	10/31/2012	6.67
53481700	AWWSC Rents CAPX	CF	9300004106	10/31/2012	7.23
53481700	AWWSC Rents CAPX	CF	9300004108	10/31/2012	3.99
53481700	AWWSC Rents CAPX	CF	9300004111	10/31/2012	0.52
53481700	AWWSC Rents CAPX	CF	9300004113	10/31/2012	1.71
53481700	AWWSC Rents CAPX	CF	9300004118	10/31/2012	0.01
53481700	AWWSC Rents CAPX	CF	9300004176	10/31/2012	3,138.89
53481700	AWWSC Rents CAPX	CF	9300004186	10/31/2012	230.14
53481700	AWWSC Rents CAPX	CF	9300004187	10/31/2012	494.40
53481700	AWWSC Rents CAPX	UT	9300004205	10/31/2012	(5,209.93)
53481700	AWWSC Rents CAPX	UT	9300004203	10/31/2012	(56.04)
53481700	AWWSC Rents CAPX	UT	9300004203	10/31/2012	(1,202.78)
53481700	AWWSC Rents CAPX	UZ	2000000396	10/31/2012	(975.28)
53481700	AWWSC Rents CAPX	UZ	2000000393	10/31/2012	(8.03)
53481700	AWWSC Rents CAPX	UZ	2000000393	10/31/2012	(8.03)
53481700	AWWSC Rents CAPX	UZ	2000000394	10/31/2012	(8.03)
53481700	AWWSC Rents CAPX	UZ	2000000394	10/31/2012	(8.03)
53481700	AWWSC Rents CAPX	UZ	2000000394	10/31/2012	(8.03)
53481700	AWWSC Rents CAPX	UZ	2000000393	10/31/2012	(8.03)
53481700	AWWSC Rents CAPX	UZ	2000000394	10/31/2012	(24.08)
53481700	AWWSC Rents CAPX	UZ	2000000394	10/31/2012	(48.17)
53481700	AWWSC Rents CAPX	UZ	2000000393	10/31/2012	(80.28)
53481700	AWWSC Rents CAPX	UZ	2000000396	10/31/2012	(24.08)
53481700	AWWSC Rents CAPX	UZ	2000000394	10/31/2012	(51.36)
53481700	AWWSC Rents CAPX	UZ	2000000394	10/31/2012	(17.89)
53481700	AWWSC Rents CAPX	UZ	2000000394	10/31/2012	(8.03)
53481700	AWWSC Rents CAPX	UZ	2000000396	10/31/2012	(8.03)
53481700	AWWSC Rents CAPX	UZ	2000000394	10/31/2012	(1.83)
53481700	AWWSC Rents CAPX	UZ	2000000396	10/31/2012	(24.08)
53481700	AWWSC Rents CAPX	UZ	2000000394	10/31/2012	(8.03)
53481700	AWWSC Rents CAPX	UZ	2000000394	10/31/2012	(8.03)
53481700	AWWSC Rents CAPX	UZ	2000000396	10/31/2012	(8.03)
53481700	AWWSC Rents CAPX	UZ	2000000393	10/31/2012	(16.06)
53481700	AWWSC Rents CAPX	UZ	2000000394	10/31/2012	(24.08)
53481700	AWWSC Rents CAPX	UZ	2000000394	10/31/2012	(8.03)
53481700	AWWSC Rents CAPX	UZ	2000000394	10/31/2012	(24.08)
53481700	AWWSC Rents CAPX	UZ	2000000393	10/31/2012	(8.03)
53481700	AWWSC Rents CAPX	UZ	2000000394	10/31/2012	(64.22)
53481700	AWWSC Rents CAPX	UZ	2000000396	10/31/2012	(16.06)
53481700	AWWSC Rents CAPX	UZ	2000000394	10/31/2012	(16.06)
53481700	AWWSC Rents CAPX	UZ	2000000393	10/31/2012	(16.06)
53481700	AWWSC Rents CAPX	UZ	2000000394	10/31/2012	(16.06)
53481700	AWWSC Rents CAPX	UZ	2000000396	10/31/2012	(24.08)
53481700	AWWSC Rents CAPX	UZ	2000000394	10/31/2012	(74.49)
53481700	AWWSC Rents CAPX	UZ	2000000394	10/31/2012	(56.19)
53481700	AWWSC Rents CAPX	UZ	2000000394	10/31/2012	(32.11)
53481700	AWWSC Rents CAPX	UZ	2000000396	10/31/2012	(32.11)
53481700	AWWSC Rents CAPX	UZ	2000000394	10/31/2012	(24.08)
53481700	AWWSC Rents CAPX	UZ	2000000393	10/31/2012	(24.08)
53481700	AWWSC Rents CAPX	UZ	2000000393	10/31/2012	(40.14)

## Kentucky American Water Company

Case No. 2012-00520

Response to PSC DR1, Item 31

Account	Description	Doc Type	Document Number	Posting Date	Amount
53481700	AWWSC Rents CAPX	UZ	2000000396	10/31/2012	(40.14)
53481700	AWWSC Rents CAPX	UZ	2000000394	10/31/2012	(553.90)
53481700	AWWSC Rents CAPX	UZ	2000000394	10/31/2012	(256.88)
53481700	AWWSC Rents CAPX	UZ	2000000394	10/31/2012	(56.19)
53481700	AWWSC Rents CAPX	UZ	2000000394	10/31/2012	(24.08)
53481700	AWWSC Rents CAPX	UZ	2000000394	10/31/2012	(48.17)
53481700	AWWSC Rents CAPX	UZ	2000000394	10/31/2012	(16.06)
53481700	AWWSC Rents CAPX	UZ	2000000396	10/31/2012	(16.06)
53481700	AWWSC Rents CAPX	UZ	2000000394	10/31/2012	(24.08)
53481700	AWWSC Rents CAPX	UZ	2000000393	10/31/2012	(24.08)
53481700	AWWSC Rents CAPX	UZ	2000000393	10/31/2012	(24.08)
53481700	AWWSC Rents CAPX	UZ	2000000396	10/31/2012	(96.33)
53481700	AWWSC Rents CAPX	UZ	2000000394	10/31/2012	(48.17)
53481700	AWWSC Rents CAPX	UZ	2000000394	10/31/2012	(208.72)
53481700	AWWSC Rents CAPX	UZ	2000000394	10/31/2012	(40.14)
53481700	AWWSC Rents CAPX	UZ	2000000394	10/31/2012	(32.11)
53481700	AWWSC Rents CAPX	UZ	2000000394	10/31/2012	(8.03)
53481700	AWWSC Rents CAPX	UZ	2000000394	10/31/2012	(24.08)
53481700	AWWSC Rents CAPX	UZ	2000000393	10/31/2012	(16.06)
53481700	AWWSC Rents CAPX	UZ	2000000394	10/31/2012	(40.14)
53481700	AWWSC Rents CAPX	UZ	2000000394	10/31/2012	(48.17)
53481700	AWWSC Rents CAPX	UZ	2000000394	10/31/2012	(16.06)
53481700	AWWSC Rents CAPX	UZ	2000000394	10/31/2012	(24.08)
53481700	AWWSC Rents CAPX	UZ	2000000396	10/31/2012	(16.06)
53481700	AWWSC Rents CAPX	UZ	2000000394	10/31/2012	(16.06)
53481700	AWWSC Rents CAPX	UZ	2000000396	10/31/2012	(8.03)
53481700	AWWSC Rents CAPX	UZ	2000000394	10/31/2012	(8.03)
53481700	AWWSC Rents CAPX	UZ	2000000393	10/31/2012	(8.03)
53481700	AWWSC Rents CAPX	UZ	2000000394	10/31/2012	(16.06)
53481700	AWWSC Rents CAPX	UZ	2000000396	10/31/2012	(16.06)
53481700	AWWSC Rents CAPX	UZ	2000000393	10/31/2012	(48.17)
53481700	AWWSC Rents CAPX	UZ	2000000396	10/31/2012	(40.14)
53481700	AWWSC Rents CAPX	UZ	2000000393	10/31/2012	(48.17)
53481700	AWWSC Rents CAPX	UZ	2000000396	10/31/2012	(56.19)
53481700	AWWSC Rents CAPX	UZ	2000000394	10/31/2012	(96.33)
53481700	AWWSC Rents CAPX	UZ	2000000396	10/31/2012	(32.11)
53481700	AWWSC Rents CAPX	UZ	2000000394	10/31/2012	(32.11)
53481700	AWWSC Rents CAPX	UZ	2000000396	10/31/2012	(72.25)
53481700	AWWSC Rents CAPX	UZ	2000000394	10/31/2012	(80.28)
53482100	AWWSC Oth O&M CAPX	CF	9300003465	10/31/2012	153.16
53482100	AWWSC Oth O&M CAPX	CF	9300003466	10/31/2012	37.78
53482100	AWWSC Oth O&M CAPX	CF	9300003468	10/31/2012	131.54
53482100	AWWSC Oth O&M CAPX	CF	9300003469	10/31/2012	3.22
53482100	AWWSC Oth O&M CAPX	CF	9300003472	10/31/2012	55.45
53482100	AWWSC Oth O&M CAPX	CF	9300003490	10/31/2012	51.36
53482100	AWWSC Oth O&M CAPX	CF	9300003495	10/31/2012	(394.96)
53482100	AWWSC Oth O&M CAPX	CF	9300003537	10/31/2012	165.67
53482100	AWWSC Oth O&M CAPX	CF	9300003539	10/31/2012	165.67
53482100	AWWSC Oth O&M CAPX	CF	9300003541	10/31/2012	165.67
53482100	AWWSC Oth O&M CAPX	CF	9300003549	10/31/2012	(5,350.17)
53482100	AWWSC Oth O&M CAPX	CF	9300003551	10/31/2012	87.02
53482100	AWWSC Oth O&M CAPX	CF	9300003552	10/31/2012	(5,350.17)
53482100	AWWSC Oth O&M CAPX	CF	9300003554	10/31/2012	(5,350.17)

## Kentucky American Water Company

Case No. 2012-00520

Response to PSC DR1, Item 31

Account	Description	Doc Type	Document Number	Posting Date	Amount
53482100	AWWSC Oth O&M CAPX	CF	9300003576	10/31/2012	(107.78)
53482100	AWWSC Oth O&M CAPX	CF	9300003578	10/31/2012	(107.78)
53482100	AWWSC Oth O&M CAPX	CF	9300003580	10/31/2012	(96.84)
53482100	AWWSC Oth O&M CAPX	CF	9300003582	10/31/2012	(96.84)
53482100	AWWSC Oth O&M CAPX	CF	9300003584	10/31/2012	(96.84)
53482100	AWWSC Oth O&M CAPX	CF	9300003624	10/31/2012	(8,025.97)
53482100	AWWSC Oth O&M CAPX	CF	9300003627	10/31/2012	0.05
53482100	AWWSC Oth O&M CAPX	CF	9300003628	10/31/2012	(8,019.97)
53482100	AWWSC Oth O&M CAPX	CF	9300003629	10/31/2012	248.51
53482100	AWWSC Oth O&M CAPX	CF	9300003634	10/31/2012	252.90
53482100	AWWSC Oth O&M CAPX	CF	9300003643	10/31/2012	0.28
53482100	AWWSC Oth O&M CAPX	CF	9300003645	10/31/2012	3.73
53482100	AWWSC Oth O&M CAPX	CF	9300003654	10/31/2012	(0.27)
53482100	AWWSC Oth O&M CAPX	CF	9300003664	10/31/2012	2.66
53482100	AWWSC Oth O&M CAPX	CF	9300003668	10/31/2012	(0.20)
53482100	AWWSC Oth O&M CAPX	CF	9300003673	10/31/2012	10.86
53482100	AWWSC Oth O&M CAPX	CF	9300003675	10/31/2012	65.98
53482100	AWWSC Oth O&M CAPX	CF	9300003692	10/31/2012	10.62
53482100	AWWSC Oth O&M CAPX	CF	9300003709	10/31/2012	1.39
53482100	AWWSC Oth O&M CAPX	CF	9300003712	10/31/2012	2.57
53482100	AWWSC Oth O&M CAPX	CF	9300003743	10/31/2012	54.41
53482100	AWWSC Oth O&M CAPX	CF	9300003749	10/31/2012	27.74
53482100	AWWSC Oth O&M CAPX	CF	9300003750	10/31/2012	71.28
53482100	AWWSC Oth O&M CAPX	CF	9300003752	10/31/2012	1.57
53482100	AWWSC Oth O&M CAPX	CF	9300003753	10/31/2012	2.69
53482100	AWWSC Oth O&M CAPX	CF	9300003754	10/31/2012	1.36
53482100	AWWSC Oth O&M CAPX	CF	9300003755	10/31/2012	159.44
53482100	AWWSC Oth O&M CAPX	CF	9300003758	10/31/2012	3.59
53482100	AWWSC Oth O&M CAPX	CF	9300003762	10/31/2012	3.54
53482100	AWWSC Oth O&M CAPX	CF	9300003765	10/31/2012	0.57
53482100	AWWSC Oth O&M CAPX	CF	9300003767	10/31/2012	0.57
53482100	AWWSC Oth O&M CAPX	CF	9300003769	10/31/2012	0.57
53482100	AWWSC Oth O&M CAPX	CF	9300003771	10/31/2012	196.18
53482100	AWWSC Oth O&M CAPX	CF	9300003773	10/31/2012	110.62
53482100	AWWSC Oth O&M CAPX	CF	9300003775	10/31/2012	62.84
53482100	AWWSC Oth O&M CAPX	CF	9300003777	10/31/2012	0.57
53482100	AWWSC Oth O&M CAPX	CF	9300003778	10/31/2012	26.00
53482100	AWWSC Oth O&M CAPX	CF	9300003780	10/31/2012	0.86
53482100	AWWSC Oth O&M CAPX	CF	9300003783	10/31/2012	8.65
53482100	AWWSC Oth O&M CAPX	CF	9300003816	10/31/2012	2.56
53482100	AWWSC Oth O&M CAPX	CF	9300004086	10/31/2012	0.25
53482100	AWWSC Oth O&M CAPX	CF	9300004086	10/31/2012	0.47
53482100	AWWSC Oth O&M CAPX	CF	9300004086	10/31/2012	0.59
53482100	AWWSC Oth O&M CAPX	CF	9300004086	10/31/2012	0.52
53482100	AWWSC Oth O&M CAPX	CF	9300004087	10/31/2012	0.97
53482100	AWWSC Oth O&M CAPX	CF	9300004087	10/31/2012	0.80
53482100	AWWSC Oth O&M CAPX	CF	9300004087	10/31/2012	0.50
53482100	AWWSC Oth O&M CAPX	CF	9300004088	10/31/2012	0.93
53482100	AWWSC Oth O&M CAPX	CF	9300004088	10/31/2012	0.10
53482100	AWWSC Oth O&M CAPX	CF	9300004088	10/31/2012	(3.61)
53482100	AWWSC Oth O&M CAPX	CF	9300004089	10/31/2012	9.56
53482100	AWWSC Oth O&M CAPX	CF	9300004089	10/31/2012	0.78
53482100	AWWSC Oth O&M CAPX	CF	9300004089	10/31/2012	0.32

## Kentucky American Water Company

Case No. 2012-00520

Response to PSC DR1, Item 31

Account	Description	Doc Type	Document Number	Posting Date	Amount
53482100	AWWSC Oth O&M CAPX	CF	9300004090	10/31/2012	0.88
53482100	AWWSC Oth O&M CAPX	CF	9300004090	10/31/2012	0.42
53482100	AWWSC Oth O&M CAPX	CF	9300004090	10/31/2012	0.52
53482100	AWWSC Oth O&M CAPX	CF	9300004091	10/31/2012	0.69
53482100	AWWSC Oth O&M CAPX	CF	9300004091	10/31/2012	0.17
53482100	AWWSC Oth O&M CAPX	CF	9300004091	10/31/2012	2.62
53482100	AWWSC Oth O&M CAPX	CF	9300004092	10/31/2012	0.27
53482100	AWWSC Oth O&M CAPX	CF	9300004092	10/31/2012	0.39
53482100	AWWSC Oth O&M CAPX	CF	9300004093	10/31/2012	0.16
53482100	AWWSC Oth O&M CAPX	CF	9300004093	10/31/2012	0.22
53482100	AWWSC Oth O&M CAPX	CF	9300004093	10/31/2012	6.82
53482100	AWWSC Oth O&M CAPX	CF	9300004094	10/31/2012	2.95
53482100	AWWSC Oth O&M CAPX	CF	9300004094	10/31/2012	0.08
53482100	AWWSC Oth O&M CAPX	CF	9300004094	10/31/2012	1,516.99
53482100	AWWSC Oth O&M CAPX	CF	9300004094	10/31/2012	89.51
53482100	AWWSC Oth O&M CAPX	CF	9300004095	10/31/2012	557.65
53482100	AWWSC Oth O&M CAPX	CF	9300004096	10/31/2012	28.69
53482100	AWWSC Oth O&M CAPX	CF	9300004096	10/31/2012	30.49
53482100	AWWSC Oth O&M CAPX	CF	9300004096	10/31/2012	1.92
53482100	AWWSC Oth O&M CAPX	CF	9300004097	10/31/2012	1.42
53482100	AWWSC Oth O&M CAPX	CF	9300004098	10/31/2012	57.21
53482100	AWWSC Oth O&M CAPX	CF	9300004098	10/31/2012	61.82
53482100	AWWSC Oth O&M CAPX	CF	9300004098	10/31/2012	18.79
53482100	AWWSC Oth O&M CAPX	CF	9300004099	10/31/2012	68.45
53482100	AWWSC Oth O&M CAPX	CF	9300004099	10/31/2012	75.70
53482100	AWWSC Oth O&M CAPX	CF	9300004100	10/31/2012	167.47
53482100	AWWSC Oth O&M CAPX	CF	9300004100	10/31/2012	17.38
53482100	AWWSC Oth O&M CAPX	CF	9300004100	10/31/2012	38.29
53482100	AWWSC Oth O&M CAPX	CF	9300004100	10/31/2012	339.64
53482100	AWWSC Oth O&M CAPX	CF	9300004100	10/31/2012	35.24
53482100	AWWSC Oth O&M CAPX	CF	9300004100	10/31/2012	77.66
53482100	AWWSC Oth O&M CAPX	CF	9300004100	10/31/2012	153.52
53482100	AWWSC Oth O&M CAPX	CF	9300004101	10/31/2012	45.06
53482100	AWWSC Oth O&M CAPX	CF	9300004101	10/31/2012	91.38
53482100	AWWSC Oth O&M CAPX	CF	9300004102	10/31/2012	54.99
53482100	AWWSC Oth O&M CAPX	CF	9300004102	10/31/2012	111.52
53482100	AWWSC Oth O&M CAPX	CF	9300004103	10/31/2012	125.51
53482100	AWWSC Oth O&M CAPX	CF	9300004103	10/31/2012	254.53
53482100	AWWSC Oth O&M CAPX	CF	9300004104	10/31/2012	0.50
53482100	AWWSC Oth O&M CAPX	CF	9300004105	10/31/2012	0.44
53482100	AWWSC Oth O&M CAPX	CF	9300004105	10/31/2012	0.28
53482100	AWWSC Oth O&M CAPX	CF	9300004105	10/31/2012	7.09
53482100	AWWSC Oth O&M CAPX	CF	9300004105	10/31/2012	0.20
53482100	AWWSC Oth O&M CAPX	CF	9300004105	10/31/2012	0.18
53482100	AWWSC Oth O&M CAPX	CF	9300004106	10/31/2012	0.13
53482100	AWWSC Oth O&M CAPX	CF	9300004106	10/31/2012	0.93
53482100	AWWSC Oth O&M CAPX	CF	9300004106	10/31/2012	0.90
53482100	AWWSC Oth O&M CAPX	CF	9300004107	10/31/2012	0.01
53482100	AWWSC Oth O&M CAPX	CF	9300004107	10/31/2012	0.39
53482100	AWWSC Oth O&M CAPX	CF	9300004108	10/31/2012	(0.73)
53482100	AWWSC Oth O&M CAPX	CF	9300004108	10/31/2012	1.92
53482100	AWWSC Oth O&M CAPX	CF	9300004108	10/31/2012	0.17
53482100	AWWSC Oth O&M CAPX	CF	9300004108	10/31/2012	1.64



## Kentucky American Water Company

Case No. 2012-00520

Response to PSC DR1, Item 31

Account	Description	Doc Type	Document Number	Posting Date	Amount
53482100	AWWSC Oth O&M CAPX	CF	9300004109	10/31/2012	0.06
53482100	AWWSC Oth O&M CAPX	CF	9300004110	10/31/2012	0.01
53482100	AWWSC Oth O&M CAPX	CF	9300004110	10/31/2012	0.09
53482100	AWWSC Oth O&M CAPX	CF	9300004111	10/31/2012	0.34
53482100	AWWSC Oth O&M CAPX	CF	9300004112	10/31/2012	0.03
53482100	AWWSC Oth O&M CAPX	CF	9300004112	10/31/2012	0.02
53482100	AWWSC Oth O&M CAPX	CF	9300004113	10/31/2012	0.01
53482100	AWWSC Oth O&M CAPX	CF	9300004113	10/31/2012	0.10
53482100	AWWSC Oth O&M CAPX	CF	9300004113	10/31/2012	0.23
53482100	AWWSC Oth O&M CAPX	CF	9300004114	10/31/2012	0.36
53482100	AWWSC Oth O&M CAPX	CF	9300004114	10/31/2012	11.67
53482100	AWWSC Oth O&M CAPX	CF	9300004115	10/31/2012	1.35
53482100	AWWSC Oth O&M CAPX	CF	9300004115	10/31/2012	0.04
53482100	AWWSC Oth O&M CAPX	CF	9300004115	10/31/2012	0.04
53482100	AWWSC Oth O&M CAPX	CF	9300004115	10/31/2012	0.04
53482100	AWWSC Oth O&M CAPX	CF	9300004116	10/31/2012	0.20
53482100	AWWSC Oth O&M CAPX	CF	9300004117	10/31/2012	5.19
53482100	AWWSC Oth O&M CAPX	CF	9300004117	10/31/2012	0.12
53482100	AWWSC Oth O&M CAPX	CF	9300004118	10/31/2012	7.48
53482100	AWWSC Oth O&M CAPX	CF	9300004118	10/31/2012	0.02
53482100	AWWSC Oth O&M CAPX	CF	9300004119	10/31/2012	0.02
53482100	AWWSC Oth O&M CAPX	CF	9300004125	10/31/2012	5.82
53482100	AWWSC Oth O&M CAPX	CF	9300004126	10/31/2012	145.35
53482100	AWWSC Oth O&M CAPX	CF	9300004133	10/31/2012	209.50
53482100	AWWSC Oth O&M CAPX	CF	9300004140	10/31/2012	155.68
53482100	AWWSC Oth O&M CAPX	CF	9300004148	10/31/2012	131.86
53482100	AWWSC Oth O&M CAPX	CF	9300004153	10/31/2012	1,782.49
53482100	AWWSC Oth O&M CAPX	CF	9300004164	10/31/2012	94.03
53482100	AWWSC Oth O&M CAPX	CF	9300004181	10/31/2012	88.83
53482100	AWWSC Oth O&M CAPX	CF	9300004185	10/31/2012	63.67
53482100	AWWSC Oth O&M CAPX	CF	9300004185	10/31/2012	119.86
53482100	AWWSC Oth O&M CAPX	CF	9300004186	10/31/2012	62.91
53482100	AWWSC Oth O&M CAPX	CF	9300004186	10/31/2012	(71.20)
53482100	AWWSC Oth O&M CAPX	CF	9300004186	10/31/2012	38.56
53482100	AWWSC Oth O&M CAPX	CF	9300004186	10/31/2012	49.11
53482100	AWWSC Oth O&M CAPX	CF	9300004187	10/31/2012	82.05
53482100	AWWSC Oth O&M CAPX	CF	9300004187	10/31/2012	34.13
53482100	AWWSC Oth O&M CAPX	CF	9300004187	10/31/2012	2.93
53482100	AWWSC Oth O&M CAPX	CF	9300004187	10/31/2012	86.13
53482100	AWWSC Oth O&M CAPX	CF	9300004187	10/31/2012	53.08
53482100	AWWSC Oth O&M CAPX	UT	9300004205	10/31/2012	(2,455.97)
53482100	AWWSC Oth O&M CAPX	UT	9300004203	10/31/2012	(432.51)
53482100	AWWSC Oth O&M CAPX	UT	9300004203	10/31/2012	(1,049.25)
53482100	AWWSC Oth O&M CAPX	UT	9300004204	10/31/2012	394.96
53482100	AWWSC Oth O&M CAPX	UZ	2000000394	10/31/2012	(1,063.49)
53482100	AWWSC Oth O&M CAPX	UZ	2000000387	10/31/2012	(62.84)
53482100	AWWSC Oth O&M CAPX	UZ	2000000394	10/31/2012	(6.70)
53482100	AWWSC Oth O&M CAPX	UZ	2000000385	10/31/2012	(110.62)
53482100	AWWSC Oth O&M CAPX	UZ	2000000396	10/31/2012	(6.70)
53482100	AWWSC Oth O&M CAPX	UZ	2000000396	10/31/2012	(6.70)
53482100	AWWSC Oth O&M CAPX	UZ	2000000384	10/31/2012	(8.65)
53482100	AWWSC Oth O&M CAPX	UZ	2000000394	10/31/2012	(6.70)
53482100	AWWSC Oth O&M CAPX	UZ	2000000386	10/31/2012	(196.18)

## Kentucky American Water Company

Case No. 2012-00520

Response to PSC DR1, Item 31

Account	Description	Doc Type	Document Number	Posting Date	Amount
53482100	AWWSC Oth O&M CAPX	UZ	2000000387	10/31/2012	(0.57)
53482100	AWWSC Oth O&M CAPX	UZ	2000000394	10/31/2012	(6.70)
53482100	AWWSC Oth O&M CAPX	UZ	2000000385	10/31/2012	(0.57)
53482100	AWWSC Oth O&M CAPX	UZ	2000000385	10/31/2012	(26.57)
53482100	AWWSC Oth O&M CAPX	UZ	2000000396	10/31/2012	(6.70)
53482100	AWWSC Oth O&M CAPX	UZ	2000000385	10/31/2012	(0.86)
53482100	AWWSC Oth O&M CAPX	UZ	2000000394	10/31/2012	(20.05)
53482100	AWWSC Oth O&M CAPX	UZ	2000000387	10/31/2012	(3.59)
53482100	AWWSC Oth O&M CAPX	UZ	2000000396	10/31/2012	(40.09)
53482100	AWWSC Oth O&M CAPX	UZ	2000000385	10/31/2012	(5.62)
53482100	AWWSC Oth O&M CAPX	UZ	2000000396	10/31/2012	(66.84)
53482100	AWWSC Oth O&M CAPX	UZ	2000000385	10/31/2012	(0.57)
53482100	AWWSC Oth O&M CAPX	UZ	2000000393	10/31/2012	(20.05)
53482100	AWWSC Oth O&M CAPX	UZ	2000000385	10/31/2012	(159.44)
53482100	AWWSC Oth O&M CAPX	UZ	2000000385	10/31/2012	(99.02)
53482100	AWWSC Oth O&M CAPX	UZ	2000000387	10/31/2012	(3.54)
53482100	AWWSC Oth O&M CAPX	UZ	2000000393	10/31/2012	0.73
53482100	AWWSC Oth O&M CAPX	UZ	2000000396	10/31/2012	(46.56)
53482100	AWWSC Oth O&M CAPX	UZ	2000000385	10/31/2012	(54.41)
53482100	AWWSC Oth O&M CAPX	UZ	2000000394	10/31/2012	(14.22)
53482100	AWWSC Oth O&M CAPX	UZ	2000000396	10/31/2012	(6.70)
53482100	AWWSC Oth O&M CAPX	UZ	2000000396	10/31/2012	(6.70)
53482100	AWWSC Oth O&M CAPX	UZ	2000000396	10/31/2012	(0.86)
53482100	AWWSC Oth O&M CAPX	UZ	2000000393	10/31/2012	(20.05)
53482100	AWWSC Oth O&M CAPX	UZ	2000000394	10/31/2012	(6.70)
53482100	AWWSC Oth O&M CAPX	UZ	2000000396	10/31/2012	(6.70)
53482100	AWWSC Oth O&M CAPX	UZ	2000000396	10/31/2012	(6.70)
53482100	AWWSC Oth O&M CAPX	UZ	2000000396	10/31/2012	(6.70)
53482100	AWWSC Oth O&M CAPX	UZ	2000000385	10/31/2012	(2.57)
53482100	AWWSC Oth O&M CAPX	UZ	2000000394	10/31/2012	(13.36)
53482100	AWWSC Oth O&M CAPX	UZ	2000000385	10/31/2012	(1.39)
53482100	AWWSC Oth O&M CAPX	UZ	2000000385	10/31/2012	(10.62)
53482100	AWWSC Oth O&M CAPX	UZ	2000000396	10/31/2012	(20.05)
53482100	AWWSC Oth O&M CAPX	UZ	2000000385	10/31/2012	(65.98)
53482100	AWWSC Oth O&M CAPX	UZ	2000000387	10/31/2012	(10.86)
53482100	AWWSC Oth O&M CAPX	UZ	2000000394	10/31/2012	(6.70)
53482100	AWWSC Oth O&M CAPX	UZ	2000000385	10/31/2012	(2.66)
53482100	AWWSC Oth O&M CAPX	UZ	2000000394	10/31/2012	(20.05)
53482100	AWWSC Oth O&M CAPX	UZ	2000000387	10/31/2012	0.20
53482100	AWWSC Oth O&M CAPX	UZ	2000000396	10/31/2012	(6.70)
53482100	AWWSC Oth O&M CAPX	UZ	2000000396	10/31/2012	(53.47)
53482100	AWWSC Oth O&M CAPX	UZ	2000000396	10/31/2012	(13.36)
53482100	AWWSC Oth O&M CAPX	UZ	2000000393	10/31/2012	(13.36)
53482100	AWWSC Oth O&M CAPX	UZ	2000000396	10/31/2012	(13.36)
53482100	AWWSC Oth O&M CAPX	UZ	2000000385	10/31/2012	0.27
53482100	AWWSC Oth O&M CAPX	UZ	2000000394	10/31/2012	(13.36)
53482100	AWWSC Oth O&M CAPX	UZ	2000000394	10/31/2012	(20.05)
53482100	AWWSC Oth O&M CAPX	UZ	2000000394	10/31/2012	(89.23)
53482100	AWWSC Oth O&M CAPX	UZ	2000000394	10/31/2012	(46.80)
53482100	AWWSC Oth O&M CAPX	UZ	2000000385	10/31/2012	(3.73)
53482100	AWWSC Oth O&M CAPX	UZ	2000000396	10/31/2012	(26.73)
53482100	AWWSC Oth O&M CAPX	UZ	2000000385	10/31/2012	(0.28)
53482100	AWWSC Oth O&M CAPX	UZ	2000000394	10/31/2012	(26.73)
53482100	AWWSC Oth O&M CAPX	UZ	2000000394	10/31/2012	(20.05)

## Kentucky American Water Company

Case No. 2012-00520

Response to PSC DR1, Item 31

Account	Description	Doc Type	Document Number	Posting Date	Amount
53482100	AWWSC Oth O&M CAPX	UZ	2000000396	10/31/2012	(20.05)
53482100	AWWSC Oth O&M CAPX	UZ	2000000387	10/31/2012	(252.90)
53482100	AWWSC Oth O&M CAPX	UZ	2000000396	10/31/2012	(33.42)
53482100	AWWSC Oth O&M CAPX	UZ	2000000385	10/31/2012	(248.51)
53482100	AWWSC Oth O&M CAPX	UZ	2000000396	10/31/2012	(33.42)
53482100	AWWSC Oth O&M CAPX	UZ	2000000385	10/31/2012	(0.05)
53482100	AWWSC Oth O&M CAPX	UZ	2000000385	10/31/2012	8,019.97
53482100	AWWSC Oth O&M CAPX	UZ	2000000394	10/31/2012	(461.20)
53482100	AWWSC Oth O&M CAPX	UZ	2000000385	10/31/2012	8,025.97
53482100	AWWSC Oth O&M CAPX	UZ	2000000395	10/31/2012	(213.90)
53482100	AWWSC Oth O&M CAPX	UZ	2000000394	10/31/2012	(46.80)
53482100	AWWSC Oth O&M CAPX	UZ	2000000387	10/31/2012	96.84
53482100	AWWSC Oth O&M CAPX	UZ	2000000385	10/31/2012	96.84
53482100	AWWSC Oth O&M CAPX	UZ	2000000385	10/31/2012	96.84
53482100	AWWSC Oth O&M CAPX	UZ	2000000384	10/31/2012	107.78
53482100	AWWSC Oth O&M CAPX	UZ	2000000387	10/31/2012	107.78
53482100	AWWSC Oth O&M CAPX	UZ	2000000396	10/31/2012	(20.05)
53482100	AWWSC Oth O&M CAPX	UZ	2000000385	10/31/2012	(165.67)
53482100	AWWSC Oth O&M CAPX	UZ	2000000394	10/31/2012	(40.09)
53482100	AWWSC Oth O&M CAPX	UZ	2000000394	10/31/2012	(13.36)
53482100	AWWSC Oth O&M CAPX	UZ	2000000394	10/31/2012	(13.36)
53482100	AWWSC Oth O&M CAPX	UZ	2000000396	10/31/2012	(20.05)
53482100	AWWSC Oth O&M CAPX	UZ	2000000394	10/31/2012	(20.05)
53482100	AWWSC Oth O&M CAPX	UZ	2000000393	10/31/2012	(20.05)
53482100	AWWSC Oth O&M CAPX	UZ	2000000385	10/31/2012	5,350.17
53482100	AWWSC Oth O&M CAPX	UZ	2000000395	10/31/2012	(80.22)
53482100	AWWSC Oth O&M CAPX	UZ	2000000385	10/31/2012	5,350.17
53482100	AWWSC Oth O&M CAPX	UZ	2000000396	10/31/2012	(40.09)
53482100	AWWSC Oth O&M CAPX	UZ	2000000385	10/31/2012	(87.02)
53482100	AWWSC Oth O&M CAPX	UZ	2000000387	10/31/2012	5,350.17
53482100	AWWSC Oth O&M CAPX	UZ	2000000393	10/31/2012	(173.78)
53482100	AWWSC Oth O&M CAPX	UZ	2000000396	10/31/2012	(33.42)
53482100	AWWSC Oth O&M CAPX	UZ	2000000396	10/31/2012	(26.73)
53482100	AWWSC Oth O&M CAPX	UZ	2000000396	10/31/2012	(6.70)
53482100	AWWSC Oth O&M CAPX	UZ	2000000394	10/31/2012	(20.05)
53482100	AWWSC Oth O&M CAPX	UZ	2000000396	10/31/2012	(13.36)
53482100	AWWSC Oth O&M CAPX	UZ	2000000394	10/31/2012	(33.42)
53482100	AWWSC Oth O&M CAPX	UZ	2000000387	10/31/2012	(165.67)
53482100	AWWSC Oth O&M CAPX	UZ	2000000396	10/31/2012	(40.09)
53482100	AWWSC Oth O&M CAPX	UZ	2000000396	10/31/2012	(13.36)
53482100	AWWSC Oth O&M CAPX	UZ	2000000396	10/31/2012	(20.05)
53482100	AWWSC Oth O&M CAPX	UZ	2000000394	10/31/2012	(13.36)
53482100	AWWSC Oth O&M CAPX	UZ	2000000396	10/31/2012	(13.36)
53482100	AWWSC Oth O&M CAPX	UZ	2000000396	10/31/2012	(6.70)
53482100	AWWSC Oth O&M CAPX	UZ	2000000394	10/31/2012	(6.70)
53482100	AWWSC Oth O&M CAPX	UZ	2000000394	10/31/2012	(6.70)
53482100	AWWSC Oth O&M CAPX	UZ	2000000394	10/31/2012	(6.70)
53482100	AWWSC Oth O&M CAPX	UZ	2000000385	10/31/2012	(2.56)
53482100	AWWSC Oth O&M CAPX	UZ	2000000394	10/31/2012	(13.36)
53482100	AWWSC Oth O&M CAPX	UZ	2000000396	10/31/2012	(13.36)
53482100	AWWSC Oth O&M CAPX	UZ	2000000387	10/31/2012	(165.67)
53482100	AWWSC Oth O&M CAPX	UZ	2000000393	10/31/2012	(40.09)
53482100	AWWSC Oth O&M CAPX	UZ	2000000394	10/31/2012	(33.42)
53482100	AWWSC Oth O&M CAPX	UZ	2000000396	10/31/2012	(40.09)

Kentucky American Water Company  
Case No. 2012-00520  
Response to PSC DR1, Item 31

Account	Description	Doc Type	Document Number	Posting Date	Amount
53482100	AWWSC Oth O&M CAPX	UZ	2000000394	10/31/2012	(46.80)
53482100	AWWSC Oth O&M CAPX	UZ	2000000393	10/31/2012	(80.22)
53482100	AWWSC Oth O&M CAPX	UZ	2000000396	10/31/2012	(26.73)
53482100	AWWSC Oth O&M CAPX	UZ	2000000394	10/31/2012	(26.73)
53482100	AWWSC Oth O&M CAPX	UZ	2000000394	10/31/2012	(60.17)
53482100	AWWSC Oth O&M CAPX	UZ	2000000393	10/31/2012	(66.84)
53482200	AWWSC Dpr/Amrt CAPX	CF	9300004086	10/31/2012	1.15
53482200	AWWSC Dpr/Amrt CAPX	CF	9300004088	10/31/2012	6.91
53482200	AWWSC Dpr/Amrt CAPX	CF	9300004089	10/31/2012	38.78
53482200	AWWSC Dpr/Amrt CAPX	CF	9300004094	10/31/2012	0.39
53482200	AWWSC Dpr/Amrt CAPX	CF	9300004094	10/31/2012	828.32
53482200	AWWSC Dpr/Amrt CAPX	CF	9300004095	10/31/2012	0.58
53482200	AWWSC Dpr/Amrt CAPX	CF	9300004100	10/31/2012	259.42
53482200	AWWSC Dpr/Amrt CAPX	CF	9300004100	10/31/2012	526.11
53482200	AWWSC Dpr/Amrt CAPX	CF	9300004101	10/31/2012	16.84
53482200	AWWSC Dpr/Amrt CAPX	CF	9300004101	10/31/2012	34.15
53482200	AWWSC Dpr/Amrt CAPX	CF	9300004102	10/31/2012	109.40
53482200	AWWSC Dpr/Amrt CAPX	CF	9300004102	10/31/2012	221.86
53482200	AWWSC Dpr/Amrt CAPX	CF	9300004103	10/31/2012	70.68
53482200	AWWSC Dpr/Amrt CAPX	CF	9300004103	10/31/2012	143.34
53482200	AWWSC Dpr/Amrt CAPX	CF	9300004106	10/31/2012	12.80
53482200	AWWSC Dpr/Amrt CAPX	CF	9300004106	10/31/2012	3.71
53482200	AWWSC Dpr/Amrt CAPX	CF	9300004107	10/31/2012	1.77
53482200	AWWSC Dpr/Amrt CAPX	CF	9300004107	10/31/2012	0.01
53482200	AWWSC Dpr/Amrt CAPX	CF	9300004107	10/31/2012	1.71
53482200	AWWSC Dpr/Amrt CAPX	CF	9300004108	10/31/2012	2.43
53482200	AWWSC Dpr/Amrt CAPX	CF	9300004110	10/31/2012	32.65
53482200	AWWSC Dpr/Amrt CAPX	CF	9300004111	10/31/2012	1.59
53482200	AWWSC Dpr/Amrt CAPX	CF	9300004161	10/31/2012	3,907.93
53482200	AWWSC Dpr/Amrt CAPX	CF	9300004162	10/31/2012	1,202.44
53482200	AWWSC Dpr/Amrt CAPX	CF	9300004175	10/31/2012	441.56
53482200	AWWSC Dpr/Amrt CAPX	CF	9300004187	10/31/2012	368.84
53482200	AWWSC Dpr/Amrt CAPX	UT	9300004205	10/31/2012	(845.83)
53482200	AWWSC Dpr/Amrt CAPX	UT	9300004203	10/31/2012	(854.90)
53482200	AWWSC Dpr/Amrt CAPX	UZ	2000000394	10/31/2012	(925.46)
53482200	AWWSC Dpr/Amrt CAPX	UZ	2000000394	10/31/2012	(14.20)
53482200	AWWSC Dpr/Amrt CAPX	UZ	2000000394	10/31/2012	(14.20)
53482200	AWWSC Dpr/Amrt CAPX	UZ	2000000396	10/31/2012	(14.20)
53482200	AWWSC Dpr/Amrt CAPX	UZ	2000000396	10/31/2012	(14.20)
53482200	AWWSC Dpr/Amrt CAPX	UZ	2000000394	10/31/2012	(14.20)
53482200	AWWSC Dpr/Amrt CAPX	UZ	2000000394	10/31/2012	(14.20)
53482200	AWWSC Dpr/Amrt CAPX	UZ	2000000398	10/31/2012	(42.60)
53482200	AWWSC Dpr/Amrt CAPX	UZ	2000000396	10/31/2012	(85.19)
53482200	AWWSC Dpr/Amrt CAPX	UZ	2000000394	10/31/2012	(141.99)
53482200	AWWSC Dpr/Amrt CAPX	UZ	2000000396	10/31/2012	(42.60)
53482200	AWWSC Dpr/Amrt CAPX	UZ	2000000394	10/31/2012	(91.00)
53482200	AWWSC Dpr/Amrt CAPX	UZ	2000000394	10/31/2012	(28.69)
53482200	AWWSC Dpr/Amrt CAPX	UZ	2000000394	10/31/2012	(14.20)
53482200	AWWSC Dpr/Amrt CAPX	UZ	2000000393	10/31/2012	(14.20)
53482200	AWWSC Dpr/Amrt CAPX	UZ	2000000396	10/31/2012	(0.29)
53482200	AWWSC Dpr/Amrt CAPX	UZ	2000000393	10/31/2012	(42.60)
53482200	AWWSC Dpr/Amrt CAPX	UZ	2000000394	10/31/2012	(14.20)
53482200	AWWSC Dpr/Amrt CAPX	UZ	2000000394	10/31/2012	(14.20)

Kentucky American Water Company

Case No. 2012-00520

Response to PSC DR1, Item 31

Account	Description	Doc Type	Document Number	Posting Date	Amount
53482200	AWWSC Dpr/Amrt CAPX	UZ	2000000396	10/31/2012	(14.20)
53482200	AWWSC Dpr/Amrt CAPX	UZ	2000000394	10/31/2012	(28.40)
53482200	AWWSC Dpr/Amrt CAPX	UZ	2000000396	10/31/2012	(42.60)
53482200	AWWSC Dpr/Amrt CAPX	UZ	2000000394	10/31/2012	(14.20)
53482200	AWWSC Dpr/Amrt CAPX	UZ	2000000394	10/31/2012	(42.60)
53482200	AWWSC Dpr/Amrt CAPX	UZ	2000000396	10/31/2012	(14.20)
53482200	AWWSC Dpr/Amrt CAPX	UZ	2000000396	10/31/2012	(113.59)
53482200	AWWSC Dpr/Amrt CAPX	UZ	2000000398	10/31/2012	(28.40)
53482200	AWWSC Dpr/Amrt CAPX	UZ	2000000396	10/31/2012	(28.40)
53482200	AWWSC Dpr/Amrt CAPX	UZ	2000000396	10/31/2012	(28.40)
53482200	AWWSC Dpr/Amrt CAPX	UZ	2000000396	10/31/2012	(28.40)
53482200	AWWSC Dpr/Amrt CAPX	UZ	2000000393	10/31/2012	(42.60)
53482200	AWWSC Dpr/Amrt CAPX	UZ	2000000394	10/31/2012	(164.46)
53482200	AWWSC Dpr/Amrt CAPX	UZ	2000000396	10/31/2012	(99.39)
53482200	AWWSC Dpr/Amrt CAPX	UZ	2000000394	10/31/2012	(56.80)
53482200	AWWSC Dpr/Amrt CAPX	UZ	2000000393	10/31/2012	(56.80)
53482200	AWWSC Dpr/Amrt CAPX	UZ	2000000394	10/31/2012	(42.60)
53482200	AWWSC Dpr/Amrt CAPX	UZ	2000000396	10/31/2012	(42.60)
53482200	AWWSC Dpr/Amrt CAPX	UZ	2000000393	10/31/2012	(71.00)
53482200	AWWSC Dpr/Amrt CAPX	UZ	2000000396	10/31/2012	(71.00)
53482200	AWWSC Dpr/Amrt CAPX	UZ	2000000396	10/31/2012	(979.74)
53482200	AWWSC Dpr/Amrt CAPX	UZ	2000000393	10/31/2012	(454.37)
53482200	AWWSC Dpr/Amrt CAPX	UZ	2000000394	10/31/2012	(99.39)
53482200	AWWSC Dpr/Amrt CAPX	UZ	2000000396	10/31/2012	(42.60)
53482200	AWWSC Dpr/Amrt CAPX	UZ	2000000394	10/31/2012	(85.19)
53482200	AWWSC Dpr/Amrt CAPX	UZ	2000000394	10/31/2012	(28.40)
53482200	AWWSC Dpr/Amrt CAPX	UZ	2000000394	10/31/2012	(28.40)
53482200	AWWSC Dpr/Amrt CAPX	UZ	2000000394	10/31/2012	(42.60)
53482200	AWWSC Dpr/Amrt CAPX	UZ	2000000394	10/31/2012	(42.60)
53482200	AWWSC Dpr/Amrt CAPX	UZ	2000000394	10/31/2012	(42.60)
53482200	AWWSC Dpr/Amrt CAPX	UZ	2000000396	10/31/2012	(42.60)
53482200	AWWSC Dpr/Amrt CAPX	UZ	2000000396	10/31/2012	(170.39)
53482200	AWWSC Dpr/Amrt CAPX	UZ	2000000396	10/31/2012	(85.19)
53482200	AWWSC Dpr/Amrt CAPX	UZ	2000000394	10/31/2012	(369.18)
53482200	AWWSC Dpr/Amrt CAPX	UZ	2000000394	10/31/2012	(71.00)
53482200	AWWSC Dpr/Amrt CAPX	UZ	2000000396	10/31/2012	(56.80)
53482200	AWWSC Dpr/Amrt CAPX	UZ	2000000394	10/31/2012	(14.20)
53482200	AWWSC Dpr/Amrt CAPX	UZ	2000000394	10/31/2012	(42.60)
53482200	AWWSC Dpr/Amrt CAPX	UZ	2000000393	10/31/2012	(28.40)
53482200	AWWSC Dpr/Amrt CAPX	UZ	2000000394	10/31/2012	(71.00)
53482200	AWWSC Dpr/Amrt CAPX	UZ	2000000396	10/31/2012	(85.19)
53482200	AWWSC Dpr/Amrt CAPX	UZ	2000000393	10/31/2012	(28.40)
53482200	AWWSC Dpr/Amrt CAPX	UZ	2000000396	10/31/2012	(42.60)
53482200	AWWSC Dpr/Amrt CAPX	UZ	2000000394	10/31/2012	(28.40)
53482200	AWWSC Dpr/Amrt CAPX	UZ	2000000396	10/31/2012	(28.40)
53482200	AWWSC Dpr/Amrt CAPX	UZ	2000000396	10/31/2012	(14.20)
53482200	AWWSC Dpr/Amrt CAPX	UZ	2000000396	10/31/2012	(14.20)
53482200	AWWSC Dpr/Amrt CAPX	UZ	2000000394	10/31/2012	(14.20)
53482200	AWWSC Dpr/Amrt CAPX	UZ	2000000396	10/31/2012	(28.40)
53482200	AWWSC Dpr/Amrt CAPX	UZ	2000000396	10/31/2012	(28.40)
53482200	AWWSC Dpr/Amrt CAPX	UZ	2000000396	10/31/2012	(85.19)
53482200	AWWSC Dpr/Amrt CAPX	UZ	2000000393	10/31/2012	(71.00)
53482200	AWWSC Dpr/Amrt CAPX	UZ	2000000394	10/31/2012	(85.19)
53482200	AWWSC Dpr/Amrt CAPX	UZ	2000000396	10/31/2012	(99.39)

## Kentucky American Water Company

Case No. 2012-00520

Response to PSC DR1, Item 31

Account	Description	Doc Type	Document Number	Posting Date	Amount
53482200	AWWSC Dpr/Amrt CAPX	UZ	2000000396	10/31/2012	(170.39)
53482200	AWWSC Dpr/Amrt CAPX	UZ	2000000398	10/31/2012	(56.80)
53482200	AWWSC Dpr/Amrt CAPX	UZ	2000000394	10/31/2012	(56.80)
53482200	AWWSC Dpr/Amrt CAPX	UZ	2000000396	10/31/2012	(127.79)
53482200	AWWSC Dpr/Amrt CAPX	UZ	2000000394	10/31/2012	(141.99)
53482300	AWWSC Gen Tax CAPX	CF	9300003462	10/31/2012	15.85
53482300	AWWSC Gen Tax CAPX	CF	9300003463	10/31/2012	3.97
53482300	AWWSC Gen Tax CAPX	CF	9300003464	10/31/2012	4.58
53482300	AWWSC Gen Tax CAPX	CF	9300003465	10/31/2012	3.50
53482300	AWWSC Gen Tax CAPX	CF	9300003466	10/31/2012	45.29
53482300	AWWSC Gen Tax CAPX	CF	9300003467	10/31/2012	2.07
53482300	AWWSC Gen Tax CAPX	CF	9300003468	10/31/2012	140.04
53482300	AWWSC Gen Tax CAPX	CF	9300003469	10/31/2012	5.03
53482300	AWWSC Gen Tax CAPX	CF	9300003470	10/31/2012	1.86
53482300	AWWSC Gen Tax CAPX	CF	9300003471	10/31/2012	2.74
53482300	AWWSC Gen Tax CAPX	CF	9300003472	10/31/2012	81.16
53482300	AWWSC Gen Tax CAPX	CF	9300003489	10/31/2012	40.57
53482300	AWWSC Gen Tax CAPX	CF	9300003490	10/31/2012	44.17
53482300	AWWSC Gen Tax CAPX	CF	9300003491	10/31/2012	(5.65)
53482300	AWWSC Gen Tax CAPX	CF	9300003492	10/31/2012	14.26
53482300	AWWSC Gen Tax CAPX	CF	9300003493	10/31/2012	104.79
53482300	AWWSC Gen Tax CAPX	CF	9300003497	10/31/2012	3.21
53482300	AWWSC Gen Tax CAPX	CF	9300003498	10/31/2012	7.54
53482300	AWWSC Gen Tax CAPX	CF	9300003499	10/31/2012	0.75
53482300	AWWSC Gen Tax CAPX	CF	9300003501	10/31/2012	112.78
53482300	AWWSC Gen Tax CAPX	CF	9300003502	10/31/2012	37.58
53482300	AWWSC Gen Tax CAPX	CF	9300003503	10/31/2012	18.61
53482300	AWWSC Gen Tax CAPX	CF	9300003504	10/31/2012	(3.07)
53482300	AWWSC Gen Tax CAPX	CF	9300003505	10/31/2012	51.45
53482300	AWWSC Gen Tax CAPX	CF	9300003506	10/31/2012	3,283.45
53482300	AWWSC Gen Tax CAPX	CF	9300003507	10/31/2012	39.70
53482300	AWWSC Gen Tax CAPX	CF	9300003510	10/31/2012	29.78
53482300	AWWSC Gen Tax CAPX	CF	9300003512	10/31/2012	4.81
53482300	AWWSC Gen Tax CAPX	CF	9300003514	10/31/2012	3.27
53482300	AWWSC Gen Tax CAPX	CF	9300003516	10/31/2012	0.83
53482300	AWWSC Gen Tax CAPX	CF	9300003518	10/31/2012	(1.14)
53482300	AWWSC Gen Tax CAPX	CF	9300003520	10/31/2012	0.76
53482300	AWWSC Gen Tax CAPX	CF	9300003522	10/31/2012	20.49
53482300	AWWSC Gen Tax CAPX	CF	9300003523	10/31/2012	13.76
53482300	AWWSC Gen Tax CAPX	CF	9300003525	10/31/2012	17.47
53482300	AWWSC Gen Tax CAPX	CF	9300003527	10/31/2012	15.10
53482300	AWWSC Gen Tax CAPX	CF	9300003529	10/31/2012	36.53
53482300	AWWSC Gen Tax CAPX	CF	9300003531	10/31/2012	16.77
53482300	AWWSC Gen Tax CAPX	CF	9300003533	10/31/2012	19.59
53482300	AWWSC Gen Tax CAPX	CF	9300003537	10/31/2012	18.77
53482300	AWWSC Gen Tax CAPX	CF	9300003539	10/31/2012	20.24
53482300	AWWSC Gen Tax CAPX	CF	9300003541	10/31/2012	20.14
53482300	AWWSC Gen Tax CAPX	CF	9300003543	10/31/2012	2.30
53482300	AWWSC Gen Tax CAPX	CF	9300003545	10/31/2012	27.32
53482300	AWWSC Gen Tax CAPX	CF	9300003547	10/31/2012	29.28
53482300	AWWSC Gen Tax CAPX	CF	9300003549	10/31/2012	83.72
53482300	AWWSC Gen Tax CAPX	CF	9300003552	10/31/2012	89.21
53482300	AWWSC Gen Tax CAPX	CF	9300003554	10/31/2012	77.69

Kentucky American Water Company  
Case No. 2012-00520  
Response to PSC DR1, Item 31

Account	Description	Doc Type	Document Number	Posting Date	Amount
53482300	AWWSC Gen Tax CAPX	CF	9300003556	10/31/2012	20.47
53482300	AWWSC Gen Tax CAPX	CF	9300003558	10/31/2012	20.52
53482300	AWWSC Gen Tax CAPX	CF	9300003560	10/31/2012	20.47
53482300	AWWSC Gen Tax CAPX	CF	9300003562	10/31/2012	8.78
53482300	AWWSC Gen Tax CAPX	CF	9300003564	10/31/2012	6.85
53482300	AWWSC Gen Tax CAPX	CF	9300003566	10/31/2012	0.42
53482300	AWWSC Gen Tax CAPX	CF	9300003568	10/31/2012	0.42
53482300	AWWSC Gen Tax CAPX	CF	9300003570	10/31/2012	0.42
53482300	AWWSC Gen Tax CAPX	CF	9300003593	10/31/2012	(6.51)
53482300	AWWSC Gen Tax CAPX	CF	9300003605	10/31/2012	(1.49)
53482300	AWWSC Gen Tax CAPX	CF	9300003606	10/31/2012	7.65
53482300	AWWSC Gen Tax CAPX	CF	9300003622	10/31/2012	32.25
53482300	AWWSC Gen Tax CAPX	CF	9300003624	10/31/2012	135.13
53482300	AWWSC Gen Tax CAPX	CF	9300003625	10/31/2012	27.38
53482300	AWWSC Gen Tax CAPX	CF	9300003628	10/31/2012	542.75
53482300	AWWSC Gen Tax CAPX	CF	9300003629	10/31/2012	18.88
53482300	AWWSC Gen Tax CAPX	CF	9300003630	10/31/2012	0.31
53482300	AWWSC Gen Tax CAPX	CF	9300003631	10/31/2012	(0.26)
53482300	AWWSC Gen Tax CAPX	CF	9300003634	10/31/2012	18.89
53482300	AWWSC Gen Tax CAPX	CF	9300003635	10/31/2012	(0.26)
53482300	AWWSC Gen Tax CAPX	CF	9300003638	10/31/2012	20.47
53482300	AWWSC Gen Tax CAPX	CF	9300003641	10/31/2012	20.47
53482300	AWWSC Gen Tax CAPX	CF	9300003643	10/31/2012	29.68
53482300	AWWSC Gen Tax CAPX	CF	9300003645	10/31/2012	29.68
53482300	AWWSC Gen Tax CAPX	CF	9300003647	10/31/2012	42.48
53482300	AWWSC Gen Tax CAPX	CF	9300003650	10/31/2012	61.08
53482300	AWWSC Gen Tax CAPX	CF	9300003652	10/31/2012	19.53
53482300	AWWSC Gen Tax CAPX	CF	9300003654	10/31/2012	17.31
53482300	AWWSC Gen Tax CAPX	CF	9300003656	10/31/2012	1.84
53482300	AWWSC Gen Tax CAPX	CF	9300003658	10/31/2012	1.84
53482300	AWWSC Gen Tax CAPX	CF	9300003660	10/31/2012	19.06
53482300	AWWSC Gen Tax CAPX	CF	9300003662	10/31/2012	36.45
53482300	AWWSC Gen Tax CAPX	CF	9300003664	10/31/2012	24.21
53482300	AWWSC Gen Tax CAPX	CF	9300003667	10/31/2012	10.44
53482300	AWWSC Gen Tax CAPX	CF	9300003673	10/31/2012	9.34
53482300	AWWSC Gen Tax CAPX	CF	9300003675	10/31/2012	(3.53)
53482300	AWWSC Gen Tax CAPX	CF	9300003677	10/31/2012	1.57
53482300	AWWSC Gen Tax CAPX	CF	9300003679	10/31/2012	2.19
53482300	AWWSC Gen Tax CAPX	CF	9300003682	10/31/2012	0.06
53482300	AWWSC Gen Tax CAPX	CF	9300003683	10/31/2012	(1.26)
53482300	AWWSC Gen Tax CAPX	CF	9300003686	10/31/2012	(0.26)
53482300	AWWSC Gen Tax CAPX	CF	9300003687	10/31/2012	0.06
53482300	AWWSC Gen Tax CAPX	CF	9300003689	10/31/2012	0.06
53482300	AWWSC Gen Tax CAPX	CF	9300003690	10/31/2012	(0.26)
53482300	AWWSC Gen Tax CAPX	CF	9300003692	10/31/2012	(0.34)
53482300	AWWSC Gen Tax CAPX	CF	9300003702	10/31/2012	(0.47)
53482300	AWWSC Gen Tax CAPX	CF	9300003704	10/31/2012	(0.13)
53482300	AWWSC Gen Tax CAPX	CF	9300003706	10/31/2012	(0.09)
53482300	AWWSC Gen Tax CAPX	CF	9300003709	10/31/2012	(0.18)
53482300	AWWSC Gen Tax CAPX	CF	9300003712	10/31/2012	18.52
53482300	AWWSC Gen Tax CAPX	CF	9300003714	10/31/2012	1.42
53482300	AWWSC Gen Tax CAPX	CF	9300003716	10/31/2012	1.42
53482300	AWWSC Gen Tax CAPX	CF	9300003719	10/31/2012	0.94

Kentucky American Water Company  
Case No. 2012-00520  
Response to PSC DR1, Item 31

Account	Description	Doc Type	Document Number	Posting Date	Amount
53482300	AWWSC Gen Tax CAPX	CF	9300003721	10/31/2012	(5.91)
53482300	AWWSC Gen Tax CAPX	CF	9300003723	10/31/2012	23.56
53482300	AWWSC Gen Tax CAPX	CF	9300003725	10/31/2012	0.69
53482300	AWWSC Gen Tax CAPX	CF	9300003726	10/31/2012	(0.80)
53482300	AWWSC Gen Tax CAPX	CF	9300003730	10/31/2012	1.09
53482300	AWWSC Gen Tax CAPX	CF	9300003732	10/31/2012	4.71
53482300	AWWSC Gen Tax CAPX	CF	9300003734	10/31/2012	(18.16)
53482300	AWWSC Gen Tax CAPX	CF	9300003737	10/31/2012	20.85
53482300	AWWSC Gen Tax CAPX	CF	9300003740	10/31/2012	6.70
53482300	AWWSC Gen Tax CAPX	CF	9300003745	10/31/2012	(0.04)
53482300	AWWSC Gen Tax CAPX	CF	9300003747	10/31/2012	0.75
53482300	AWWSC Gen Tax CAPX	CF	9300003749	10/31/2012	(0.10)
53482300	AWWSC Gen Tax CAPX	CF	9300003750	10/31/2012	(0.10)
53482300	AWWSC Gen Tax CAPX	CF	9300003753	10/31/2012	64.95
53482300	AWWSC Gen Tax CAPX	CF	9300003754	10/31/2012	21.16
53482300	AWWSC Gen Tax CAPX	CF	9300003755	10/31/2012	(0.10)
53482300	AWWSC Gen Tax CAPX	CF	9300003756	10/31/2012	(1.02)
53482300	AWWSC Gen Tax CAPX	CF	9300003758	10/31/2012	49.36
53482300	AWWSC Gen Tax CAPX	CF	9300003762	10/31/2012	49.12
53482300	AWWSC Gen Tax CAPX	CF	9300003763	10/31/2012	(3.16)
53482300	AWWSC Gen Tax CAPX	CF	9300003765	10/31/2012	18.13
53482300	AWWSC Gen Tax CAPX	CF	9300003766	10/31/2012	(1.29)
53482300	AWWSC Gen Tax CAPX	CF	9300003767	10/31/2012	1.75
53482300	AWWSC Gen Tax CAPX	CF	9300003769	10/31/2012	3.55
53482300	AWWSC Gen Tax CAPX	CF	9300003771	10/31/2012	(3.83)
53482300	AWWSC Gen Tax CAPX	CF	9300003773	10/31/2012	1.00
53482300	AWWSC Gen Tax CAPX	CF	9300003775	10/31/2012	1.00
53482300	AWWSC Gen Tax CAPX	CF	9300003777	10/31/2012	(1.39)
53482300	AWWSC Gen Tax CAPX	CF	9300003778	10/31/2012	1.77
53482300	AWWSC Gen Tax CAPX	CF	9300003779	10/31/2012	18.75
53482300	AWWSC Gen Tax CAPX	CF	9300003781	10/31/2012	(4.91)
53482300	AWWSC Gen Tax CAPX	CF	9300003783	10/31/2012	5.17
53482300	AWWSC Gen Tax CAPX	CF	9300003785	10/31/2012	(50.65)
53482300	AWWSC Gen Tax CAPX	CF	9300003787	10/31/2012	75.47
53482300	AWWSC Gen Tax CAPX	CF	9300003788	10/31/2012	2.05
53482300	AWWSC Gen Tax CAPX	CF	9300003789	10/31/2012	(1.67)
53482300	AWWSC Gen Tax CAPX	CF	9300003790	10/31/2012	(44.84)
53482300	AWWSC Gen Tax CAPX	CF	9300003792	10/31/2012	67.91
53482300	AWWSC Gen Tax CAPX	CF	9300003793	10/31/2012	2.89
53482300	AWWSC Gen Tax CAPX	CF	9300003794	10/31/2012	(4.15)
53482300	AWWSC Gen Tax CAPX	CF	9300003795	10/31/2012	(0.48)
53482300	AWWSC Gen Tax CAPX	CF	9300003796	10/31/2012	(6.18)
53482300	AWWSC Gen Tax CAPX	CF	9300003797	10/31/2012	0.48
53482300	AWWSC Gen Tax CAPX	CF	9300003798	10/31/2012	8.47
53482300	AWWSC Gen Tax CAPX	CF	9300003799	10/31/2012	5.36
53482300	AWWSC Gen Tax CAPX	CF	9300003800	10/31/2012	(3.48)
53482300	AWWSC Gen Tax CAPX	CF	9300003801	10/31/2012	(6.17)
53482300	AWWSC Gen Tax CAPX	CF	9300003803	10/31/2012	8.46
53482300	AWWSC Gen Tax CAPX	CF	9300003804	10/31/2012	4.69
53482300	AWWSC Gen Tax CAPX	CF	9300003805	10/31/2012	(1.80)
53482300	AWWSC Gen Tax CAPX	CF	9300003806	10/31/2012	(0.13)
53482300	AWWSC Gen Tax CAPX	CF	9300003807	10/31/2012	(0.48)
53482300	AWWSC Gen Tax CAPX	CF	9300003808	10/31/2012	(55.33)



Kentucky American Water Company  
Case No. 2012-00520  
Response to PSC DR1, Item 31

Account	Description	Doc Type	Document Number	Posting Date	Amount
53482300	AWWSC Gen Tax CAPX	CF	9300003809	10/31/2012	82.21
53482300	AWWSC Gen Tax CAPX	CF	9300003810	10/31/2012	0.48
53482300	AWWSC Gen Tax CAPX	CF	9300003811	10/31/2012	3.85
53482300	AWWSC Gen Tax CAPX	CF	9300003812	10/31/2012	(8.90)
53482300	AWWSC Gen Tax CAPX	CF	9300003813	10/31/2012	12.31
53482300	AWWSC Gen Tax CAPX	CF	9300003814	10/31/2012	(8.90)
53482300	AWWSC Gen Tax CAPX	CF	9300003815	10/31/2012	11.83
53482300	AWWSC Gen Tax CAPX	CF	9300003816	10/31/2012	6.85
53482300	AWWSC Gen Tax CAPX	CF	9300004013	10/31/2012	635.10
53482300	AWWSC Gen Tax CAPX	CF	9300004014	10/31/2012	249.53
53482300	AWWSC Gen Tax CAPX	CF	9300004086	10/31/2012	0.13
53482300	AWWSC Gen Tax CAPX	CF	9300004086	10/31/2012	0.08
53482300	AWWSC Gen Tax CAPX	CF	9300004087	10/31/2012	0.15
53482300	AWWSC Gen Tax CAPX	CF	9300004088	10/31/2012	4.74
53482300	AWWSC Gen Tax CAPX	CF	9300004089	10/31/2012	0.21
53482300	AWWSC Gen Tax CAPX	CF	9300004089	10/31/2012	0.12
53482300	AWWSC Gen Tax CAPX	CF	9300004090	10/31/2012	0.11
53482300	AWWSC Gen Tax CAPX	CF	9300004090	10/31/2012	0.14
53482300	AWWSC Gen Tax CAPX	CF	9300004090	10/31/2012	0.07
53482300	AWWSC Gen Tax CAPX	CF	9300004091	10/31/2012	(0.21)
53482300	AWWSC Gen Tax CAPX	CF	9300004091	10/31/2012	0.49
53482300	AWWSC Gen Tax CAPX	CF	9300004092	10/31/2012	0.27
53482300	AWWSC Gen Tax CAPX	CF	9300004093	10/31/2012	0.11
53482300	AWWSC Gen Tax CAPX	CF	9300004093	10/31/2012	0.10
53482300	AWWSC Gen Tax CAPX	CF	9300004093	10/31/2012	0.24
53482300	AWWSC Gen Tax CAPX	CF	9300004094	10/31/2012	0.32
53482300	AWWSC Gen Tax CAPX	CF	9300004095	10/31/2012	87.66
53482300	AWWSC Gen Tax CAPX	CF	9300004096	10/31/2012	42.00
53482300	AWWSC Gen Tax CAPX	CF	9300004096	10/31/2012	(5.06)
53482300	AWWSC Gen Tax CAPX	CF	9300004096	10/31/2012	3.81
53482300	AWWSC Gen Tax CAPX	CF	9300004096	10/31/2012	0.39
53482300	AWWSC Gen Tax CAPX	CF	9300004096	10/31/2012	(4.58)
53482300	AWWSC Gen Tax CAPX	CF	9300004096	10/31/2012	5.86
53482300	AWWSC Gen Tax CAPX	CF	9300004097	10/31/2012	(0.45)
53482300	AWWSC Gen Tax CAPX	CF	9300004097	10/31/2012	8.17
53482300	AWWSC Gen Tax CAPX	CF	9300004097	10/31/2012	(4.60)
53482300	AWWSC Gen Tax CAPX	CF	9300004097	10/31/2012	16.87
53482300	AWWSC Gen Tax CAPX	CF	9300004098	10/31/2012	(8.99)
53482300	AWWSC Gen Tax CAPX	CF	9300004098	10/31/2012	6.80
53482300	AWWSC Gen Tax CAPX	CF	9300004099	10/31/2012	5.07
53482300	AWWSC Gen Tax CAPX	CF	9300004099	10/31/2012	18.88
53482300	AWWSC Gen Tax CAPX	CF	9300004099	10/31/2012	38.28
53482300	AWWSC Gen Tax CAPX	CF	9300004100	10/31/2012	0.09
53482300	AWWSC Gen Tax CAPX	CF	9300004100	10/31/2012	0.18
53482300	AWWSC Gen Tax CAPX	CF	9300004101	10/31/2012	1.33
53482300	AWWSC Gen Tax CAPX	CF	9300004101	10/31/2012	2.69
53482300	AWWSC Gen Tax CAPX	CF	9300004102	10/31/2012	(2.15)
53482300	AWWSC Gen Tax CAPX	CF	9300004102	10/31/2012	14.84
53482300	AWWSC Gen Tax CAPX	CF	9300004102	10/31/2012	6.37
53482300	AWWSC Gen Tax CAPX	CF	9300004102	10/31/2012	(4.36)
53482300	AWWSC Gen Tax CAPX	CF	9300004102	10/31/2012	30.10
53482300	AWWSC Gen Tax CAPX	CF	9300004102	10/31/2012	12.92
53482300	AWWSC Gen Tax CAPX	CF	9300004103	10/31/2012	2.20

Kentucky American Water Company  
Case No. 2012-00520  
Response to PSC DR1, Item 31

Account	Description	Doc Type	Document Number	Posting Date	Amount
53482300	AWWSC Gen Tax CAPX	CF	9300004103	10/31/2012	4.46
53482300	AWWSC Gen Tax CAPX	CF	9300004105	10/31/2012	0.03
53482300	AWWSC Gen Tax CAPX	CF	9300004106	10/31/2012	0.18
53482300	AWWSC Gen Tax CAPX	CF	9300004106	10/31/2012	0.09
53482300	AWWSC Gen Tax CAPX	CF	9300004106	10/31/2012	(0.03)
53482300	AWWSC Gen Tax CAPX	CF	9300004106	10/31/2012	0.30
53482300	AWWSC Gen Tax CAPX	CF	9300004107	10/31/2012	0.07
53482300	AWWSC Gen Tax CAPX	CF	9300004107	10/31/2012	0.17
53482300	AWWSC Gen Tax CAPX	CF	9300004108	10/31/2012	0.01
53482300	AWWSC Gen Tax CAPX	CF	9300004109	10/31/2012	0.10
53482300	AWWSC Gen Tax CAPX	CF	9300004109	10/31/2012	0.03
53482300	AWWSC Gen Tax CAPX	CF	9300004113	10/31/2012	0.01
53482300	AWWSC Gen Tax CAPX	CF	9300004114	10/31/2012	0.01
53482300	AWWSC Gen Tax CAPX	CF	9300004116	10/31/2012	(0.01)
53482300	AWWSC Gen Tax CAPX	CF	9300004116	10/31/2012	0.01
53482300	AWWSC Gen Tax CAPX	CF	9300004117	10/31/2012	(0.01)
53482300	AWWSC Gen Tax CAPX	CF	9300004118	10/31/2012	0.02
53482300	AWWSC Gen Tax CAPX	CF	9300004118	10/31/2012	(0.01)
53482300	AWWSC Gen Tax CAPX	CF	9300004119	10/31/2012	0.01
53482300	AWWSC Gen Tax CAPX	CF	9300004124	10/31/2012	(27.21)
53482300	AWWSC Gen Tax CAPX	CF	9300004139	10/31/2012	20.36
53482300	AWWSC Gen Tax CAPX	CF	9300004147	10/31/2012	(35.35)
53482300	AWWSC Gen Tax CAPX	CF	9300004163	10/31/2012	(48.10)
53482300	AWWSC Gen Tax CAPX	CF	9300004173	10/31/2012	(0.96)
53482300	AWWSC Gen Tax CAPX	CF	9300004174	10/31/2012	(59.99)
53482300	AWWSC Gen Tax CAPX	CF	9300004177	10/31/2012	10.23
53482300	AWWSC Gen Tax CAPX	CF	9300004180	10/31/2012	(114.07)
53482300	AWWSC Gen Tax CAPX	CF	9300004185	10/31/2012	8.13
53482300	AWWSC Gen Tax CAPX	CF	9300004186	10/31/2012	13.14
53482300	AWWSC Gen Tax CAPX	CF	9300004186	10/31/2012	14.16
53482300	AWWSC Gen Tax CAPX	CF	9300004186	10/31/2012	0.49
53482300	AWWSC Gen Tax CAPX	CF	9300004186	10/31/2012	18.59
53482300	AWWSC Gen Tax CAPX	CF	9300004186	10/31/2012	(0.22)
53482300	AWWSC Gen Tax CAPX	CF	9300004187	10/31/2012	54.70
53482300	AWWSC Gen Tax CAPX	CF	9300004187	10/31/2012	5.44
53482300	AWWSC Gen Tax CAPX	UT	9300004205	10/31/2012	(3,323.15)
53482300	AWWSC Gen Tax CAPX	UT	9300004205	10/31/2012	(158.28)
53482300	AWWSC Gen Tax CAPX	UT	9300004203	10/31/2012	(733.08)
53482300	AWWSC Gen Tax CAPX	UT	9300004203	10/31/2012	(157.63)
53482300	AWWSC Gen Tax CAPX	UZ	2000000385	10/31/2012	(884.63)
53482300	AWWSC Gen Tax CAPX	UZ	2000000396	10/31/2012	4.36
53482300	AWWSC Gen Tax CAPX	UZ	2000000396	10/31/2012	(88.63)
53482300	AWWSC Gen Tax CAPX	UZ	2000000385	10/31/2012	(1.00)
53482300	AWWSC Gen Tax CAPX	UZ	2000000395	10/31/2012	0.73
53482300	AWWSC Gen Tax CAPX	UZ	2000000396	10/31/2012	(0.08)
53482300	AWWSC Gen Tax CAPX	UZ	2000000387	10/31/2012	(1.00)
53482300	AWWSC Gen Tax CAPX	UZ	2000000393	10/31/2012	(0.08)
53482300	AWWSC Gen Tax CAPX	UZ	2000000396	10/31/2012	0.73
53482300	AWWSC Gen Tax CAPX	UZ	2000000385	10/31/2012	(7.65)
53482300	AWWSC Gen Tax CAPX	UZ	2000000385	10/31/2012	1.49
53482300	AWWSC Gen Tax CAPX	UZ	2000000393	10/31/2012	0.73
53482300	AWWSC Gen Tax CAPX	UZ	2000000396	10/31/2012	(0.08)
53482300	AWWSC Gen Tax CAPX	UZ	2000000384	10/31/2012	(5.17)

Kentucky American Water Company  
Case No. 2012-00520  
Response to PSC DR1, Item 31

Account	Description	Doc Type	Document Number	Posting Date	Amount
53482300	AWWSC Gen Tax CAPX	UZ	2000000394	10/31/2012	0.73
53482300	AWWSC Gen Tax CAPX	UZ	2000000394	10/31/2012	(0.08)
53482300	AWWSC Gen Tax CAPX	UZ	2000000385	10/31/2012	3.83
53482300	AWWSC Gen Tax CAPX	UZ	2000000385	10/31/2012	(3.55)
53482300	AWWSC Gen Tax CAPX	UZ	2000000394	10/31/2012	0.73
53482300	AWWSC Gen Tax CAPX	UZ	2000000396	10/31/2012	(0.08)
53482300	AWWSC Gen Tax CAPX	UZ	2000000387	10/31/2012	(1.75)
53482300	AWWSC Gen Tax CAPX	UZ	2000000385	10/31/2012	1.39
53482300	AWWSC Gen Tax CAPX	UZ	2000000385	10/31/2012	(1.77)
53482300	AWWSC Gen Tax CAPX	UZ	2000000396	10/31/2012	0.73
53482300	AWWSC Gen Tax CAPX	UZ	2000000396	10/31/2012	(0.08)
53482300	AWWSC Gen Tax CAPX	UZ	2000000385	10/31/2012	(18.75)
53482300	AWWSC Gen Tax CAPX	UZ	2000000393	10/31/2012	2.20
53482300	AWWSC Gen Tax CAPX	UZ	2000000394	10/31/2012	(0.24)
53482300	AWWSC Gen Tax CAPX	UZ	2000000387	10/31/2012	4.91
53482300	AWWSC Gen Tax CAPX	UZ	2000000385	10/31/2012	(49.36)
53482300	AWWSC Gen Tax CAPX	UZ	2000000394	10/31/2012	4.38
53482300	AWWSC Gen Tax CAPX	UZ	2000000394	10/31/2012	(0.47)
53482300	AWWSC Gen Tax CAPX	UZ	2000000385	10/31/2012	(86.11)
53482300	AWWSC Gen Tax CAPX	UZ	2000000396	10/31/2012	(0.78)
53482300	AWWSC Gen Tax CAPX	UZ	2000000396	10/31/2012	7.31
53482300	AWWSC Gen Tax CAPX	UZ	2000000385	10/31/2012	(18.13)
53482300	AWWSC Gen Tax CAPX	UZ	2000000387	10/31/2012	1.29
53482300	AWWSC Gen Tax CAPX	UZ	2000000393	10/31/2012	(0.24)
53482300	AWWSC Gen Tax CAPX	UZ	2000000396	10/31/2012	2.20
53482300	AWWSC Gen Tax CAPX	UZ	2000000385	10/31/2012	1.12
53482300	AWWSC Gen Tax CAPX	UZ	2000000385	10/31/2012	0.20
53482300	AWWSC Gen Tax CAPX	UZ	2000000385	10/31/2012	(49.12)
53482300	AWWSC Gen Tax CAPX	UZ	2000000385	10/31/2012	3.16
53482300	AWWSC Gen Tax CAPX	UZ	2000000394	10/31/2012	3.68
53482300	AWWSC Gen Tax CAPX	UZ	2000000395	10/31/2012	(1.24)
53482300	AWWSC Gen Tax CAPX	UZ	2000000387	10/31/2012	(0.75)
53482300	AWWSC Gen Tax CAPX	UZ	2000000387	10/31/2012	0.04
53482300	AWWSC Gen Tax CAPX	UZ	2000000385	10/31/2012	(20.85)
53482300	AWWSC Gen Tax CAPX	UZ	2000000394	10/31/2012	(0.20)
53482300	AWWSC Gen Tax CAPX	UZ	2000000396	10/31/2012	1.46
53482300	AWWSC Gen Tax CAPX	UZ	2000000387	10/31/2012	(6.70)
53482300	AWWSC Gen Tax CAPX	UZ	2000000396	10/31/2012	0.73
53482300	AWWSC Gen Tax CAPX	UZ	2000000396	10/31/2012	(0.08)
53482300	AWWSC Gen Tax CAPX	UZ	2000000385	10/31/2012	18.16
53482300	AWWSC Gen Tax CAPX	UZ	2000000385	10/31/2012	(4.71)
53482300	AWWSC Gen Tax CAPX	UZ	2000000394	10/31/2012	0.73
53482300	AWWSC Gen Tax CAPX	UZ	2000000394	10/31/2012	(0.08)
53482300	AWWSC Gen Tax CAPX	UZ	2000000385	10/31/2012	0.80
53482300	AWWSC Gen Tax CAPX	UZ	2000000387	10/31/2012	(0.69)
53482300	AWWSC Gen Tax CAPX	UZ	2000000387	10/31/2012	(1.09)
53482300	AWWSC Gen Tax CAPX	UZ	2000000396	10/31/2012	(0.05)
53482300	AWWSC Gen Tax CAPX	UZ	2000000384	10/31/2012	(23.56)
53482300	AWWSC Gen Tax CAPX	UZ	2000000394	10/31/2012	(0.24)
53482300	AWWSC Gen Tax CAPX	UZ	2000000396	10/31/2012	2.20
53482300	AWWSC Gen Tax CAPX	UZ	2000000385	10/31/2012	5.91
53482300	AWWSC Gen Tax CAPX	UZ	2000000385	10/31/2012	(0.94)
53482300	AWWSC Gen Tax CAPX	UZ	2000000396	10/31/2012	0.73

Kentucky American Water Company  
Case No. 2012-00520  
Response to PSC DR1, Item 31

Account	Description	Doc Type	Document Number	Posting Date	Amount
53482300	AWWSC Gen Tax CAPX	UZ	2000000396	10/31/2012	(0.08)
53482300	AWWSC Gen Tax CAPX	UZ	2000000385	10/31/2012	(1.42)
53482300	AWWSC Gen Tax CAPX	UZ	2000000394	10/31/2012	(0.08)
53482300	AWWSC Gen Tax CAPX	UZ	2000000394	10/31/2012	0.73
53482300	AWWSC Gen Tax CAPX	UZ	2000000384	10/31/2012	(1.42)
53482300	AWWSC Gen Tax CAPX	UZ	2000000394	10/31/2012	0.73
53482300	AWWSC Gen Tax CAPX	UZ	2000000394	10/31/2012	(0.08)
53482300	AWWSC Gen Tax CAPX	UZ	2000000385	10/31/2012	(18.52)
53482300	AWWSC Gen Tax CAPX	UZ	2000000396	10/31/2012	(0.15)
53482300	AWWSC Gen Tax CAPX	UZ	2000000396	10/31/2012	1.46
53482300	AWWSC Gen Tax CAPX	UZ	2000000385	10/31/2012	0.18
53482300	AWWSC Gen Tax CAPX	UZ	2000000385	10/31/2012	0.09
53482300	AWWSC Gen Tax CAPX	UZ	2000000385	10/31/2012	0.13
53482300	AWWSC Gen Tax CAPX	UZ	2000000387	10/31/2012	0.47
53482300	AWWSC Gen Tax CAPX	UZ	2000000385	10/31/2012	0.34
53482300	AWWSC Gen Tax CAPX	UZ	2000000385	10/31/2012	0.26
53482300	AWWSC Gen Tax CAPX	UZ	2000000387	10/31/2012	(0.06)
53482300	AWWSC Gen Tax CAPX	UZ	2000000385	10/31/2012	0.26
53482300	AWWSC Gen Tax CAPX	UZ	2000000385	10/31/2012	(0.06)
53482300	AWWSC Gen Tax CAPX	UZ	2000000385	10/31/2012	1.26
53482300	AWWSC Gen Tax CAPX	UZ	2000000387	10/31/2012	(0.06)
53482300	AWWSC Gen Tax CAPX	UZ	2000000385	10/31/2012	(2.19)
53482300	AWWSC Gen Tax CAPX	UZ	2000000385	10/31/2012	(1.57)
53482300	AWWSC Gen Tax CAPX	UZ	2000000394	10/31/2012	2.20
53482300	AWWSC Gen Tax CAPX	UZ	2000000394	10/31/2012	(0.24)
53482300	AWWSC Gen Tax CAPX	UZ	2000000385	10/31/2012	3.53
53482300	AWWSC Gen Tax CAPX	UZ	2000000385	10/31/2012	(9.34)
53482300	AWWSC Gen Tax CAPX	UZ	2000000394	10/31/2012	(0.08)
53482300	AWWSC Gen Tax CAPX	UZ	2000000394	10/31/2012	0.73
53482300	AWWSC Gen Tax CAPX	UZ	2000000385	10/31/2012	(24.21)
53482300	AWWSC Gen Tax CAPX	UZ	2000000394	10/31/2012	2.20
53482300	AWWSC Gen Tax CAPX	UZ	2000000396	10/31/2012	(0.24)
53482300	AWWSC Gen Tax CAPX	UZ	2000000387	10/31/2012	(10.44)
53482300	AWWSC Gen Tax CAPX	UZ	2000000394	10/31/2012	0.73
53482300	AWWSC Gen Tax CAPX	UZ	2000000396	10/31/2012	(0.08)
53482300	AWWSC Gen Tax CAPX	UZ	2000000384	10/31/2012	(36.45)
53482300	AWWSC Gen Tax CAPX	UZ	2000000394	10/31/2012	5.84
53482300	AWWSC Gen Tax CAPX	UZ	2000000396	10/31/2012	(0.63)
53482300	AWWSC Gen Tax CAPX	UZ	2000000387	10/31/2012	(19.06)
53482300	AWWSC Gen Tax CAPX	UZ	2000000393	10/31/2012	(0.15)
53482300	AWWSC Gen Tax CAPX	UZ	2000000394	10/31/2012	1.46
53482300	AWWSC Gen Tax CAPX	UZ	2000000385	10/31/2012	(1.84)
53482300	AWWSC Gen Tax CAPX	UZ	2000000393	10/31/2012	1.46
53482300	AWWSC Gen Tax CAPX	UZ	2000000393	10/31/2012	(0.15)
53482300	AWWSC Gen Tax CAPX	UZ	2000000387	10/31/2012	(1.84)
53482300	AWWSC Gen Tax CAPX	UZ	2000000394	10/31/2012	1.46
53482300	AWWSC Gen Tax CAPX	UZ	2000000396	10/31/2012	(0.15)
53482300	AWWSC Gen Tax CAPX	UZ	2000000385	10/31/2012	(17.31)
53482300	AWWSC Gen Tax CAPX	UZ	2000000394	10/31/2012	(0.15)
53482300	AWWSC Gen Tax CAPX	UZ	2000000396	10/31/2012	1.46
53482300	AWWSC Gen Tax CAPX	UZ	2000000385	10/31/2012	(19.53)
53482300	AWWSC Gen Tax CAPX	UZ	2000000393	10/31/2012	2.20
53482300	AWWSC Gen Tax CAPX	UZ	2000000396	10/31/2012	(0.24)

Kentucky American Water Company  
Case No. 2012-00520  
Response to PSC DR1, Item 31

Account	Description	Doc Type	Document Number	Posting Date	Amount
53482300	AWWSC Gen Tax CAPX	UZ	2000000385	10/31/2012	(61.08)
53482300	AWWSC Gen Tax CAPX	UZ	2000000394	10/31/2012	6.61
53482300	AWWSC Gen Tax CAPX	UZ	2000000396	10/31/2012	(0.89)
53482300	AWWSC Gen Tax CAPX	UZ	2000000387	10/31/2012	(42.48)
53482300	AWWSC Gen Tax CAPX	UZ	2000000394	10/31/2012	5.11
53482300	AWWSC Gen Tax CAPX	UZ	2000000394	10/31/2012	(0.55)
53482300	AWWSC Gen Tax CAPX	UZ	2000000385	10/31/2012	(29.68)
53482300	AWWSC Gen Tax CAPX	UZ	2000000394	10/31/2012	(0.31)
53482300	AWWSC Gen Tax CAPX	UZ	2000000396	10/31/2012	2.92
53482300	AWWSC Gen Tax CAPX	UZ	2000000385	10/31/2012	(29.68)
53482300	AWWSC Gen Tax CAPX	UZ	2000000396	10/31/2012	2.92
53482300	AWWSC Gen Tax CAPX	UZ	2000000396	10/31/2012	(0.31)
53482300	AWWSC Gen Tax CAPX	UZ	2000000385	10/31/2012	(20.47)
53482300	AWWSC Gen Tax CAPX	UZ	2000000394	10/31/2012	2.20
53482300	AWWSC Gen Tax CAPX	UZ	2000000396	10/31/2012	(0.24)
53482300	AWWSC Gen Tax CAPX	UZ	2000000384	10/31/2012	(20.47)
53482300	AWWSC Gen Tax CAPX	UZ	2000000394	10/31/2012	2.20
53482300	AWWSC Gen Tax CAPX	UZ	2000000397	10/31/2012	(0.24)
53482300	AWWSC Gen Tax CAPX	UZ	2000000385	10/31/2012	0.26
53482300	AWWSC Gen Tax CAPX	UZ	2000000387	10/31/2012	(18.89)
53482300	AWWSC Gen Tax CAPX	UZ	2000000393	10/31/2012	(0.39)
53482300	AWWSC Gen Tax CAPX	UZ	2000000394	10/31/2012	3.65
53482300	AWWSC Gen Tax CAPX	UZ	2000000385	10/31/2012	(19.19)
53482300	AWWSC Gen Tax CAPX	UZ	2000000387	10/31/2012	0.26
53482300	AWWSC Gen Tax CAPX	UZ	2000000394	10/31/2012	3.65
53482300	AWWSC Gen Tax CAPX	UZ	2000000396	10/31/2012	(0.39)
53482300	AWWSC Gen Tax CAPX	UZ	2000000385	10/31/2012	(542.75)
53482300	AWWSC Gen Tax CAPX	UZ	2000000396	10/31/2012	(5.40)
53482300	AWWSC Gen Tax CAPX	UZ	2000000396	10/31/2012	50.40
53482300	AWWSC Gen Tax CAPX	UZ	2000000387	10/31/2012	(162.51)
53482300	AWWSC Gen Tax CAPX	UZ	2000000396	10/31/2012	(2.50)
53482300	AWWSC Gen Tax CAPX	UZ	2000000398	10/31/2012	23.37
53482300	AWWSC Gen Tax CAPX	UZ	2000000385	10/31/2012	(32.25)
53482300	AWWSC Gen Tax CAPX	UZ	2000000396	10/31/2012	5.11
53482300	AWWSC Gen Tax CAPX	UZ	2000000396	10/31/2012	(0.55)
53482300	AWWSC Gen Tax CAPX	UZ	2000000385	10/31/2012	6.51
53482300	AWWSC Gen Tax CAPX	UZ	2000000387	10/31/2012	(4.81)
53482300	AWWSC Gen Tax CAPX	UZ	2000000394	10/31/2012	2.20
53482300	AWWSC Gen Tax CAPX	UZ	2000000394	10/31/2012	(0.24)
53482300	AWWSC Gen Tax CAPX	UZ	2000000385	10/31/2012	(18.77)
53482300	AWWSC Gen Tax CAPX	UZ	2000000396	10/31/2012	4.38
53482300	AWWSC Gen Tax CAPX	UZ	2000000398	10/31/2012	(0.47)
53482300	AWWSC Gen Tax CAPX	UZ	2000000385	10/31/2012	(3.27)
53482300	AWWSC Gen Tax CAPX	UZ	2000000394	10/31/2012	1.46
53482300	AWWSC Gen Tax CAPX	UZ	2000000396	10/31/2012	(0.15)
53482300	AWWSC Gen Tax CAPX	UZ	2000000385	10/31/2012	(8.78)
53482300	AWWSC Gen Tax CAPX	UZ	2000000396	10/31/2012	(0.15)
53482300	AWWSC Gen Tax CAPX	UZ	2000000396	10/31/2012	1.46
53482300	AWWSC Gen Tax CAPX	UZ	2000000385	10/31/2012	(20.47)
53482300	AWWSC Gen Tax CAPX	UZ	2000000394	10/31/2012	2.20
53482300	AWWSC Gen Tax CAPX	UZ	2000000394	10/31/2012	(0.24)
53482300	AWWSC Gen Tax CAPX	UZ	2000000387	10/31/2012	(20.52)
53482300	AWWSC Gen Tax CAPX	UZ	2000000396	10/31/2012	2.20

Kentucky American Water Company  
Case No. 2012-00520  
Response to PSC DR1, Item 31

Account	Description	Doc Type	Document Number	Posting Date	Amount
53482300	AWWSC Gen Tax CAPX	UZ	2000000396	10/31/2012	(0.24)
53482300	AWWSC Gen Tax CAPX	UZ	2000000385	10/31/2012	(20.47)
53482300	AWWSC Gen Tax CAPX	UZ	2000000396	10/31/2012	2.20
53482300	AWWSC Gen Tax CAPX	UZ	2000000396	10/31/2012	(0.24)
53482300	AWWSC Gen Tax CAPX	UZ	2000000385	10/31/2012	(77.69)
53482300	AWWSC Gen Tax CAPX	UZ	2000000394	10/31/2012	8.77
53482300	AWWSC Gen Tax CAPX	UZ	2000000394	10/31/2012	(0.94)
53482300	AWWSC Gen Tax CAPX	UZ	2000000385	10/31/2012	(89.21)
53482300	AWWSC Gen Tax CAPX	UZ	2000000394	10/31/2012	(0.47)
53482300	AWWSC Gen Tax CAPX	UZ	2000000396	10/31/2012	4.38
53482300	AWWSC Gen Tax CAPX	UZ	2000000385	10/31/2012	(83.72)
53482300	AWWSC Gen Tax CAPX	UZ	2000000394	10/31/2012	(2.04)
53482300	AWWSC Gen Tax CAPX	UZ	2000000396	10/31/2012	18.99
53482300	AWWSC Gen Tax CAPX	UZ	2000000385	10/31/2012	(29.28)
53482300	AWWSC Gen Tax CAPX	UZ	2000000394	10/31/2012	3.65
53482300	AWWSC Gen Tax CAPX	UZ	2000000396	10/31/2012	(0.39)
53482300	AWWSC Gen Tax CAPX	UZ	2000000385	10/31/2012	(27.32)
53482300	AWWSC Gen Tax CAPX	UZ	2000000396	10/31/2012	(0.31)
53482300	AWWSC Gen Tax CAPX	UZ	2000000396	10/31/2012	2.92
53482300	AWWSC Gen Tax CAPX	UZ	2000000385	10/31/2012	(2.30)
53482300	AWWSC Gen Tax CAPX	UZ	2000000394	10/31/2012	0.73
53482300	AWWSC Gen Tax CAPX	UZ	2000000398	10/31/2012	(0.08)
53482300	AWWSC Gen Tax CAPX	UZ	2000000387	10/31/2012	(19.59)
53482300	AWWSC Gen Tax CAPX	UZ	2000000393	10/31/2012	(0.24)
53482300	AWWSC Gen Tax CAPX	UZ	2000000396	10/31/2012	2.20
53482300	AWWSC Gen Tax CAPX	UZ	2000000387	10/31/2012	(16.77)
53482300	AWWSC Gen Tax CAPX	UZ	2000000394	10/31/2012	(0.15)
53482300	AWWSC Gen Tax CAPX	UZ	2000000396	10/31/2012	1.46
53482300	AWWSC Gen Tax CAPX	UZ	2000000385	10/31/2012	(36.53)
53482300	AWWSC Gen Tax CAPX	UZ	2000000394	10/31/2012	(0.39)
53482300	AWWSC Gen Tax CAPX	UZ	2000000398	10/31/2012	3.65
53482300	AWWSC Gen Tax CAPX	UZ	2000000385	10/31/2012	(20.14)
53482300	AWWSC Gen Tax CAPX	UZ	2000000394	10/31/2012	4.38
53482300	AWWSC Gen Tax CAPX	UZ	2000000396	10/31/2012	(0.47)
53482300	AWWSC Gen Tax CAPX	UZ	2000000385	10/31/2012	(15.10)
53482300	AWWSC Gen Tax CAPX	UZ	2000000394	10/31/2012	(0.15)
53482300	AWWSC Gen Tax CAPX	UZ	2000000394	10/31/2012	1.46
53482300	AWWSC Gen Tax CAPX	UZ	2000000387	10/31/2012	(17.47)
53482300	AWWSC Gen Tax CAPX	UZ	2000000394	10/31/2012	(0.24)
53482300	AWWSC Gen Tax CAPX	UZ	2000000394	10/31/2012	2.20
53482300	AWWSC Gen Tax CAPX	UZ	2000000387	10/31/2012	(13.76)
53482300	AWWSC Gen Tax CAPX	UZ	2000000394	10/31/2012	(0.15)
53482300	AWWSC Gen Tax CAPX	UZ	2000000394	10/31/2012	1.46
53482300	AWWSC Gen Tax CAPX	UZ	2000000385	10/31/2012	(20.49)
53482300	AWWSC Gen Tax CAPX	UZ	2000000394	10/31/2012	1.46
53482300	AWWSC Gen Tax CAPX	UZ	2000000396	10/31/2012	(0.15)
53482300	AWWSC Gen Tax CAPX	UZ	2000000385	10/31/2012	(0.76)
53482300	AWWSC Gen Tax CAPX	UZ	2000000385	10/31/2012	1.14
53482300	AWWSC Gen Tax CAPX	UZ	2000000385	10/31/2012	(0.83)
53482300	AWWSC Gen Tax CAPX	UZ	2000000385	10/31/2012	(0.42)
53482300	AWWSC Gen Tax CAPX	UZ	2000000396	10/31/2012	0.73
53482300	AWWSC Gen Tax CAPX	UZ	2000000396	10/31/2012	(0.08)
53482300	AWWSC Gen Tax CAPX	UZ	2000000387	10/31/2012	(0.42)

Kentucky American Water Company  
Case No. 2012-00520  
Response to PSC DR1, Item 31

Account	Description	Doc Type	Document Number	Posting Date	Amount
53482300	AWWSC Gen Tax CAPX	UZ	2000000396	10/31/2012	(0.08)
53482300	AWWSC Gen Tax CAPX	UZ	2000000396	10/31/2012	0.73
53482300	AWWSC Gen Tax CAPX	UZ	2000000385	10/31/2012	(0.42)
53482300	AWWSC Gen Tax CAPX	UZ	2000000394	10/31/2012	0.73
53482300	AWWSC Gen Tax CAPX	UZ	2000000396	10/31/2012	(0.08)
53482300	AWWSC Gen Tax CAPX	UZ	2000000385	10/31/2012	(6.85)
53482300	AWWSC Gen Tax CAPX	UZ	2000000396	10/31/2012	1.46
53482300	AWWSC Gen Tax CAPX	UZ	2000000396	10/31/2012	(0.15)
53482300	AWWSC Gen Tax CAPX	UZ	2000000385	10/31/2012	(6.85)
53482300	AWWSC Gen Tax CAPX	UZ	2000000394	10/31/2012	1.46
53482300	AWWSC Gen Tax CAPX	UZ	2000000394	10/31/2012	(0.15)
53482300	AWWSC Gen Tax CAPX	UZ	2000000387	10/31/2012	(20.24)
53482300	AWWSC Gen Tax CAPX	UZ	2000000393	10/31/2012	(0.47)
53482300	AWWSC Gen Tax CAPX	UZ	2000000396	10/31/2012	4.38
53482300	AWWSC Gen Tax CAPX	UZ	2000000385	10/31/2012	(29.78)
53482300	AWWSC Gen Tax CAPX	UZ	2000000393	10/31/2012	(0.39)
53482300	AWWSC Gen Tax CAPX	UZ	2000000394	10/31/2012	3.65
53482300	AWWSC Gen Tax CAPX	UZ	2000000385	10/31/2012	8.90
53482300	AWWSC Gen Tax CAPX	UZ	2000000387	10/31/2012	(11.83)
53482300	AWWSC Gen Tax CAPX	UZ	2000000394	10/31/2012	(0.47)
53482300	AWWSC Gen Tax CAPX	UZ	2000000396	10/31/2012	4.38
53482300	AWWSC Gen Tax CAPX	UZ	2000000385	10/31/2012	8.90
53482300	AWWSC Gen Tax CAPX	UZ	2000000385	10/31/2012	(12.31)
53482300	AWWSC Gen Tax CAPX	UZ	2000000394	10/31/2012	5.11
53482300	AWWSC Gen Tax CAPX	UZ	2000000394	10/31/2012	(0.55)
53482300	AWWSC Gen Tax CAPX	UZ	2000000385	10/31/2012	(86.54)
53482300	AWWSC Gen Tax CAPX	UZ	2000000385	10/31/2012	57.74
53482300	AWWSC Gen Tax CAPX	UZ	2000000393	10/31/2012	(0.94)
53482300	AWWSC Gen Tax CAPX	UZ	2000000396	10/31/2012	8.77
53482300	AWWSC Gen Tax CAPX	UZ	2000000385	10/31/2012	9.65
53482300	AWWSC Gen Tax CAPX	UZ	2000000385	10/31/2012	(13.15)
53482300	AWWSC Gen Tax CAPX	UZ	2000000393	10/31/2012	(0.31)
53482300	AWWSC Gen Tax CAPX	UZ	2000000396	10/31/2012	2.92
53482300	AWWSC Gen Tax CAPX	UZ	2000000385	10/31/2012	10.81
53482300	AWWSC Gen Tax CAPX	UZ	2000000385	10/31/2012	(14.31)
53482300	AWWSC Gen Tax CAPX	UZ	2000000394	10/31/2012	2.92
53482300	AWWSC Gen Tax CAPX	UZ	2000000394	10/31/2012	(0.31)
53482300	AWWSC Gen Tax CAPX	UZ	2000000385	10/31/2012	46.51
53482300	AWWSC Gen Tax CAPX	UZ	2000000387	10/31/2012	(70.80)
53482300	AWWSC Gen Tax CAPX	UZ	2000000394	10/31/2012	(0.70)
53482300	AWWSC Gen Tax CAPX	UZ	2000000396	10/31/2012	6.58
53482300	AWWSC Gen Tax CAPX	UZ	2000000385	10/31/2012	50.65
53482300	AWWSC Gen Tax CAPX	UZ	2000000385	10/31/2012	(77.52)
53482300	AWWSC Gen Tax CAPX	UZ	2000000393	10/31/2012	(0.78)
53482300	AWWSC Gen Tax CAPX	UZ	2000000393	10/31/2012	7.31
53482400	AWWSC Interest CAPX	CF	9300004088	10/31/2012	(1.68)
53482400	AWWSC Interest CAPX	CF	9300004089	10/31/2012	9.86
53482400	AWWSC Interest CAPX	CF	9300004093	10/31/2012	0.01
53482400	AWWSC Interest CAPX	CF	9300004095	10/31/2012	475.34
53482400	AWWSC Interest CAPX	CF	9300004100	10/31/2012	94.01
53482400	AWWSC Interest CAPX	CF	9300004100	10/31/2012	190.66
53482400	AWWSC Interest CAPX	CF	9300004102	10/31/2012	1.15
53482400	AWWSC Interest CAPX	CF	9300004102	10/31/2012	1.16

Kentucky American Water Company  
Case No. 2012-00520  
Response to PSC DR1, Item 31

Account	Description	Doc Type	Document Number	Posting Date	Amount
53482400	AWWSC Interest CAPX	CF	9300004102	10/31/2012	2.34
53482400	AWWSC Interest CAPX	CF	9300004102	10/31/2012	2.36
53482400	AWWSC Interest CAPX	CF	9300004104	10/31/2012	5.60
53482400	AWWSC Interest CAPX	CF	9300004104	10/31/2012	11.36
53482400	AWWSC Interest CAPX	CF	9300004106	10/31/2012	0.02
53482400	AWWSC Interest CAPX	CF	9300004106	10/31/2012	5.15
53482400	AWWSC Interest CAPX	CF	9300004107	10/31/2012	0.13
53482400	AWWSC Interest CAPX	CF	9300004108	10/31/2012	0.13
53482400	AWWSC Interest CAPX	CF	9300004110	10/31/2012	0.29
53482400	AWWSC Interest CAPX	CF	9300004160	10/31/2012	697.44
53482400	AWWSC Interest CAPX	CF	9300004171	10/31/2012	9.06
53482400	AWWSC Interest CAPX	CF	9300004187	10/31/2012	44.41
53482400	AWWSC Interest CAPX	UT	9300004205	10/31/2012	(477.11)
53482400	AWWSC Interest CAPX	UT	9300004203	10/31/2012	(152.41)
53482400	AWWSC Interest CAPX	UZ	2000000394	10/31/2012	(206.72)
53482400	AWWSC Interest CAPX	UZ	2000000394	10/31/2012	(1.80)
53482400	AWWSC Interest CAPX	UZ	2000000393	10/31/2012	(1.80)
53482400	AWWSC Interest CAPX	UZ	2000000396	10/31/2012	(1.80)
53482400	AWWSC Interest CAPX	UZ	2000000393	10/31/2012	(1.80)
53482400	AWWSC Interest CAPX	UZ	2000000396	10/31/2012	(1.80)
53482400	AWWSC Interest CAPX	UZ	2000000396	10/31/2012	(1.80)
53482400	AWWSC Interest CAPX	UZ	2000000398	10/31/2012	(5.42)
53482400	AWWSC Interest CAPX	UZ	2000000394	10/31/2012	(10.84)
53482400	AWWSC Interest CAPX	UZ	2000000396	10/31/2012	(18.07)
53482400	AWWSC Interest CAPX	UZ	2000000394	10/31/2012	(5.42)
53482400	AWWSC Interest CAPX	UZ	2000000393	10/31/2012	(14.34)
53482400	AWWSC Interest CAPX	UZ	2000000396	10/31/2012	(3.79)
53482400	AWWSC Interest CAPX	UZ	2000000393	10/31/2012	(1.80)
53482400	AWWSC Interest CAPX	UZ	2000000393	10/31/2012	(1.80)
53482400	AWWSC Interest CAPX	UZ	2000000394	10/31/2012	(0.17)
53482400	AWWSC Interest CAPX	UZ	2000000395	10/31/2012	(5.42)
53482400	AWWSC Interest CAPX	UZ	2000000396	10/31/2012	(1.80)
53482400	AWWSC Interest CAPX	UZ	2000000394	10/31/2012	(1.80)
53482400	AWWSC Interest CAPX	UZ	2000000396	10/31/2012	(1.80)
53482400	AWWSC Interest CAPX	UZ	2000000393	10/31/2012	(3.62)
53482400	AWWSC Interest CAPX	UZ	2000000394	10/31/2012	(5.42)
53482400	AWWSC Interest CAPX	UZ	2000000394	10/31/2012	(1.80)
53482400	AWWSC Interest CAPX	UZ	2000000394	10/31/2012	(5.42)
53482400	AWWSC Interest CAPX	UZ	2000000396	10/31/2012	(1.80)
53482400	AWWSC Interest CAPX	UZ	2000000398	10/31/2012	(14.45)
53482400	AWWSC Interest CAPX	UZ	2000000396	10/31/2012	(3.62)
53482400	AWWSC Interest CAPX	UZ	2000000394	10/31/2012	(3.62)
53482400	AWWSC Interest CAPX	UZ	2000000394	10/31/2012	(3.62)
53482400	AWWSC Interest CAPX	UZ	2000000394	10/31/2012	(3.62)
53482400	AWWSC Interest CAPX	UZ	2000000396	10/31/2012	(5.42)
53482400	AWWSC Interest CAPX	UZ	2000000396	10/31/2012	(16.68)
53482400	AWWSC Interest CAPX	UZ	2000000394	10/31/2012	(12.65)
53482400	AWWSC Interest CAPX	UZ	2000000396	10/31/2012	(7.23)
53482400	AWWSC Interest CAPX	UZ	2000000394	10/31/2012	(7.23)
53482400	AWWSC Interest CAPX	UZ	2000000396	10/31/2012	(5.42)
53482400	AWWSC Interest CAPX	UZ	2000000396	10/31/2012	(5.42)
53482400	AWWSC Interest CAPX	UZ	2000000394	10/31/2012	(9.04)
53482400	AWWSC Interest CAPX	UZ	2000000396	10/31/2012	(9.04)



Kentucky American Water Company  
Case No. 2012-00520  
Response to PSC DR1, Item 31

Account	Description	Doc Type	Document Number	Posting Date	Amount
53482400	AWWSC Interest CAPX	UZ	2000000396	10/31/2012	(124.67)
53482400	AWWSC Interest CAPX	UZ	2000000394	10/31/2012	(57.82)
53482400	AWWSC Interest CAPX	UZ	2000000394	10/31/2012	(12.65)
53482400	AWWSC Interest CAPX	UZ	2000000396	10/31/2012	(5.42)
53482400	AWWSC Interest CAPX	UZ	2000000394	10/31/2012	(10.84)
53482400	AWWSC Interest CAPX	UZ	2000000396	10/31/2012	(3.62)
53482400	AWWSC Interest CAPX	UZ	2000000396	10/31/2012	(3.62)
53482400	AWWSC Interest CAPX	UZ	2000000394	10/31/2012	(5.42)
53482400	AWWSC Interest CAPX	UZ	2000000396	10/31/2012	(5.42)
53482400	AWWSC Interest CAPX	UZ	2000000393	10/31/2012	(5.42)
53482400	AWWSC Interest CAPX	UZ	2000000396	10/31/2012	(21.69)
53482400	AWWSC Interest CAPX	UZ	2000000394	10/31/2012	(10.84)
53482400	AWWSC Interest CAPX	UZ	2000000396	10/31/2012	(46.98)
53482400	AWWSC Interest CAPX	UZ	2000000396	10/31/2012	(9.04)
53482400	AWWSC Interest CAPX	UZ	2000000396	10/31/2012	(7.23)
53482400	AWWSC Interest CAPX	UZ	2000000396	10/31/2012	(1.80)
53482400	AWWSC Interest CAPX	UZ	2000000396	10/31/2012	(5.42)
53482400	AWWSC Interest CAPX	UZ	2000000394	10/31/2012	(3.62)
53482400	AWWSC Interest CAPX	UZ	2000000394	10/31/2012	(9.04)
53482400	AWWSC Interest CAPX	UZ	2000000396	10/31/2012	(10.84)
53482400	AWWSC Interest CAPX	UZ	2000000394	10/31/2012	(3.62)
53482400	AWWSC Interest CAPX	UZ	2000000396	10/31/2012	(5.42)
53482400	AWWSC Interest CAPX	UZ	2000000396	10/31/2012	(3.62)
53482400	AWWSC Interest CAPX	UZ	2000000396	10/31/2012	(3.62)
53482400	AWWSC Interest CAPX	UZ	2000000396	10/31/2012	(1.80)
53482400	AWWSC Interest CAPX	UZ	2000000396	10/31/2012	(1.80)
53482400	AWWSC Interest CAPX	UZ	2000000394	10/31/2012	(1.80)
53482400	AWWSC Interest CAPX	UZ	2000000394	10/31/2012	(3.62)
53482400	AWWSC Interest CAPX	UZ	2000000396	10/31/2012	(3.62)
53482400	AWWSC Interest CAPX	UZ	2000000396	10/31/2012	(10.84)
53482400	AWWSC Interest CAPX	UZ	2000000396	10/31/2012	(9.04)
53482400	AWWSC Interest CAPX	UZ	2000000396	10/31/2012	(10.84)
53482400	AWWSC Interest CAPX	UZ	2000000394	10/31/2012	(12.65)
53482400	AWWSC Interest CAPX	UZ	2000000396	10/31/2012	(21.69)
53482400	AWWSC Interest CAPX	UZ	2000000394	10/31/2012	(7.23)
53482400	AWWSC Interest CAPX	UZ	2000000394	10/31/2012	(7.23)
53482400	AWWSC Interest CAPX	UZ	2000000394	10/31/2012	(16.26)
53482400	AWWSC Interest CAPX	UZ	2000000396	10/31/2012	(18.07)
53482500	AWWSC Oth Inc CAPX	CF	9300004086	10/31/2012	0.78
53482500	AWWSC Oth Inc CAPX	CF	9300004086	10/31/2012	1.18
53482500	AWWSC Oth Inc CAPX	CF	9300004086	10/31/2012	7.22
53482500	AWWSC Oth Inc CAPX	CF	9300004087	10/31/2012	2.55
53482500	AWWSC Oth Inc CAPX	CF	9300004087	10/31/2012	0.03
53482500	AWWSC Oth Inc CAPX	CF	9300004089	10/31/2012	0.98
53482500	AWWSC Oth Inc CAPX	CF	9300004089	10/31/2012	0.52
53482500	AWWSC Oth Inc CAPX	CF	9300004090	10/31/2012	1.73
53482500	AWWSC Oth Inc CAPX	CF	9300004090	10/31/2012	0.62
53482500	AWWSC Oth Inc CAPX	CF	9300004091	10/31/2012	0.59
53482500	AWWSC Oth Inc CAPX	CF	9300004092	10/31/2012	0.07
53482500	AWWSC Oth Inc CAPX	CF	9300004092	10/31/2012	0.30
53482500	AWWSC Oth Inc CAPX	CF	9300004093	10/31/2012	0.92
53482500	AWWSC Oth Inc CAPX	CF	9300004093	10/31/2012	0.06
53482500	AWWSC Oth Inc CAPX	CF	9300004097	10/31/2012	67.23

## Kentucky American Water Company

Case No. 2012-00520

Response to PSC DR1, Item 31

Account	Description	Doc Type	Document Number	Posting Date	Amount
53482500	AWWSC Oth Inc CAPX	CF	9300004097	10/31/2012	24.96
53482500	AWWSC Oth Inc CAPX	CF	9300004099	10/31/2012	11.82
53482500	AWWSC Oth Inc CAPX	CF	9300004104	10/31/2012	51.92
53482500	AWWSC Oth Inc CAPX	CF	9300004104	10/31/2012	105.30
53482500	AWWSC Oth Inc CAPX	CF	9300004109	10/31/2012	0.25
53482500	AWWSC Oth Inc CAPX	CF	9300004123	10/31/2012	83.61
53482500	AWWSC Oth Inc CAPX	CF	9300004172	10/31/2012	12.55
53482500	AWWSC Oth Inc CAPX	CF	9300004179	10/31/2012	312.79
53482500	AWWSC Oth Inc CAPX	CF	9300004186	10/31/2012	0.02
53482500	AWWSC Oth Inc CAPX	CF	9300004187	10/31/2012	75.14
53482500	AWWSC Oth Inc CAPX	CF	9300004187	10/31/2012	12.44
53482500	AWWSC Oth Inc CAPX	UT	9300004205	10/31/2012	(108.11)
53482500	AWWSC Oth Inc CAPX	UT	9300004203	10/31/2012	(152.91)
53482500	AWWSC Oth Inc CAPX	UZ	2000000393	10/31/2012	(105.30)
53482500	AWWSC Oth Inc CAPX	UZ	2000000394	10/31/2012	(1.04)
53482500	AWWSC Oth Inc CAPX	UZ	2000000396	10/31/2012	(1.04)
53482500	AWWSC Oth Inc CAPX	UZ	2000000396	10/31/2012	(1.04)
53482500	AWWSC Oth Inc CAPX	UZ	2000000394	10/31/2012	(1.04)
53482500	AWWSC Oth Inc CAPX	UZ	2000000394	10/31/2012	(1.04)
53482500	AWWSC Oth Inc CAPX	UZ	2000000394	10/31/2012	(1.04)
53482500	AWWSC Oth Inc CAPX	UZ	2000000396	10/31/2012	(3.14)
53482500	AWWSC Oth Inc CAPX	UZ	2000000398	10/31/2012	(6.27)
53482500	AWWSC Oth Inc CAPX	UZ	2000000394	10/31/2012	(10.46)
53482500	AWWSC Oth Inc CAPX	UZ	2000000394	10/31/2012	(3.14)
53482500	AWWSC Oth Inc CAPX	UZ	2000000394	10/31/2012	(5.23)
53482500	AWWSC Oth Inc CAPX	UZ	2000000398	10/31/2012	(2.12)
53482500	AWWSC Oth Inc CAPX	UZ	2000000396	10/31/2012	(1.04)
53482500	AWWSC Oth Inc CAPX	UZ	2000000394	10/31/2012	(1.04)
53482500	AWWSC Oth Inc CAPX	UZ	2000000396	10/31/2012	(0.03)
53482500	AWWSC Oth Inc CAPX	UZ	2000000394	10/31/2012	(3.14)
53482500	AWWSC Oth Inc CAPX	UZ	2000000394	10/31/2012	(1.04)
53482500	AWWSC Oth Inc CAPX	UZ	2000000393	10/31/2012	(1.04)
53482500	AWWSC Oth Inc CAPX	UZ	2000000393	10/31/2012	(1.04)
53482500	AWWSC Oth Inc CAPX	UZ	2000000396	10/31/2012	(2.09)
53482500	AWWSC Oth Inc CAPX	UZ	2000000394	10/31/2012	(3.14)
53482500	AWWSC Oth Inc CAPX	UZ	2000000396	10/31/2012	(1.04)
53482500	AWWSC Oth Inc CAPX	UZ	2000000394	10/31/2012	(3.14)
53482500	AWWSC Oth Inc CAPX	UZ	2000000394	10/31/2012	(1.04)
53482500	AWWSC Oth Inc CAPX	UZ	2000000396	10/31/2012	(8.37)
53482500	AWWSC Oth Inc CAPX	UZ	2000000393	10/31/2012	(2.09)
53482500	AWWSC Oth Inc CAPX	UZ	2000000393	10/31/2012	(2.09)
53482500	AWWSC Oth Inc CAPX	UZ	2000000396	10/31/2012	(2.09)
53482500	AWWSC Oth Inc CAPX	UZ	2000000396	10/31/2012	(2.09)
53482500	AWWSC Oth Inc CAPX	UZ	2000000396	10/31/2012	(3.14)
53482500	AWWSC Oth Inc CAPX	UZ	2000000394	10/31/2012	(9.67)
53482500	AWWSC Oth Inc CAPX	UZ	2000000394	10/31/2012	(7.33)
53482500	AWWSC Oth Inc CAPX	UZ	2000000394	10/31/2012	(4.19)
53482500	AWWSC Oth Inc CAPX	UZ	2000000396	10/31/2012	(4.19)
53482500	AWWSC Oth Inc CAPX	UZ	2000000396	10/31/2012	(3.14)
53482500	AWWSC Oth Inc CAPX	UZ	2000000393	10/31/2012	(3.14)
53482500	AWWSC Oth Inc CAPX	UZ	2000000396	10/31/2012	(5.23)
53482500	AWWSC Oth Inc CAPX	UZ	2000000393	10/31/2012	(5.23)
53482500	AWWSC Oth Inc CAPX	UZ	2000000393	10/31/2012	(72.18)

Kentucky American Water Company  
Case No. 2012-00520  
Response to PSC DR1, Item 31

Account	Description	Doc Type	Document Number	Posting Date	Amount
53482500	AWWSC Oth Inc CAPX	UZ	2000000396	10/31/2012	(33.48)
53482500	AWWSC Oth Inc CAPX	UZ	2000000396	10/31/2012	(7.33)
53482500	AWWSC Oth Inc CAPX	UZ	2000000398	10/31/2012	(3.14)
53482500	AWWSC Oth Inc CAPX	UZ	2000000396	10/31/2012	(6.27)
53482500	AWWSC Oth Inc CAPX	UZ	2000000396	10/31/2012	(2.09)
53482500	AWWSC Oth Inc CAPX	UZ	2000000394	10/31/2012	(2.09)
53482500	AWWSC Oth Inc CAPX	UZ	2000000394	10/31/2012	(3.14)
53482500	AWWSC Oth Inc CAPX	UZ	2000000393	10/31/2012	(3.14)
53482500	AWWSC Oth Inc CAPX	UZ	2000000394	10/31/2012	(3.14)
53482500	AWWSC Oth Inc CAPX	UZ	2000000394	10/31/2012	(12.56)
53482500	AWWSC Oth Inc CAPX	UZ	2000000394	10/31/2012	(6.27)
53482500	AWWSC Oth Inc CAPX	UZ	2000000394	10/31/2012	(27.20)
53482500	AWWSC Oth Inc CAPX	UZ	2000000394	10/31/2012	(5.23)
53482500	AWWSC Oth Inc CAPX	UZ	2000000396	10/31/2012	(4.19)
53482500	AWWSC Oth Inc CAPX	UZ	2000000394	10/31/2012	(1.04)
53482500	AWWSC Oth Inc CAPX	UZ	2000000394	10/31/2012	(3.14)
53482500	AWWSC Oth Inc CAPX	UZ	2000000394	10/31/2012	(2.09)
53482500	AWWSC Oth Inc CAPX	UZ	2000000394	10/31/2012	(5.23)
53482500	AWWSC Oth Inc CAPX	UZ	2000000396	10/31/2012	(6.27)
53482500	AWWSC Oth Inc CAPX	UZ	2000000393	10/31/2012	(2.09)
53482500	AWWSC Oth Inc CAPX	UZ	2000000394	10/31/2012	(3.14)
53482500	AWWSC Oth Inc CAPX	UZ	2000000394	10/31/2012	(2.09)
53482500	AWWSC Oth Inc CAPX	UZ	2000000396	10/31/2012	(2.09)
53482500	AWWSC Oth Inc CAPX	UZ	2000000396	10/31/2012	(1.04)
53482500	AWWSC Oth Inc CAPX	UZ	2000000393	10/31/2012	(1.04)
53482500	AWWSC Oth Inc CAPX	UZ	2000000396	10/31/2012	(1.04)
53482500	AWWSC Oth Inc CAPX	UZ	2000000396	10/31/2012	(2.09)
53482500	AWWSC Oth Inc CAPX	UZ	2000000396	10/31/2012	(2.09)
53482500	AWWSC Oth Inc CAPX	UZ	2000000396	10/31/2012	(6.27)
53482500	AWWSC Oth Inc CAPX	UZ	2000000396	10/31/2012	(5.23)
53482500	AWWSC Oth Inc CAPX	UZ	2000000396	10/31/2012	(6.27)
53482500	AWWSC Oth Inc CAPX	UZ	2000000394	10/31/2012	(7.33)
53482500	AWWSC Oth Inc CAPX	UZ	2000000396	10/31/2012	(12.56)
53482500	AWWSC Oth Inc CAPX	UZ	2000000396	10/31/2012	(4.19)
53482500	AWWSC Oth Inc CAPX	UZ	2000000396	10/31/2012	(4.19)
53482500	AWWSC Oth Inc CAPX	UZ	2000000394	10/31/2012	(9.42)
53482500	AWWSC Oth Inc CAPX	UZ	2000000396	10/31/2012	(10.46)
53482600	AWWSC Inc Tax CAPX	CF	9300004088	10/31/2012	(43.10)
53482600	AWWSC Inc Tax CAPX	UT	9300004203	10/31/2012	43.10
54140000	Rents-Equip	CS	9300003174	10/31/2012	1,624.84
54140000	Rents-Equip	CS	9300003239	10/31/2012	(210.28)
54140000	Rents-Equip	CS	9300002871	10/31/2012	(140.10)
54140000	Rents-Equip	CS	9300002955	10/31/2012	(69.90)
54140014	Rents-Equip TD	CS	9300002955	10/31/2012	69.90
54140016	Rents-Equip AG	CS	9300003174	10/31/2012	(1,624.84)
54140016	Rents-Equip AG	CS	9300003239	10/31/2012	210.28
54140016	Rents-Equip AG	CS	9300002871	10/31/2012	140.10
55000000	Transportation (O&M)	CF	9300002784	10/31/2012	(48.30)
55000000	Transportation (O&M)	CF	9300002784	10/31/2012	48.30
55000000	Transportation (O&M)	CF	9300002785	10/31/2012	(296.03)
55000000	Transportation (O&M)	CF	9300002785	10/31/2012	296.03
55000000	Transportation (O&M)	CF	9300002786	10/31/2012	(1.30)
55000000	Transportation (O&M)	CF	9300002786	10/31/2012	1.30

Kentucky American Water Company  
Case No. 2012-00520  
Response to PSC DR1, Item 31

Account	Description	Doc Type	Document Number	Posting Date	Amount
55000000	Transportation (O&M)	CF	9300002787	10/31/2012	7.72
55000000	Transportation (O&M)	CF	9300002787	10/31/2012	(7.72)
55000000	Transportation (O&M)	CF	9300002788	10/31/2012	(4.16)
55000000	Transportation (O&M)	CF	9300002788	10/31/2012	4.16
55000000	Transportation (O&M)	CF	9300002789	10/31/2012	53.14
55000000	Transportation (O&M)	CF	9300002789	10/31/2012	(53.14)
55000000	Transportation (O&M)	CF	9300002790	10/31/2012	(35.84)
55000000	Transportation (O&M)	CF	9300002790	10/31/2012	35.84
55000000	Transportation (O&M)	CF	9300002791	10/31/2012	(158.85)
55000000	Transportation (O&M)	CF	9300002791	10/31/2012	158.85
55000000	Transportation (O&M)	CF	9300002792	10/31/2012	12.07
55000000	Transportation (O&M)	CF	9300002792	10/31/2012	(12.07)
55000000	Transportation (O&M)	CF	9300002793	10/31/2012	(22.09)
55000000	Transportation (O&M)	CF	9300002793	10/31/2012	22.09
55000000	Transportation (O&M)	CF	9300002794	10/31/2012	6.43
55000000	Transportation (O&M)	CF	9300002794	10/31/2012	(6.43)
55000000	Transportation (O&M)	CF	9300002795	10/31/2012	19.18
55000000	Transportation (O&M)	CF	9300002795	10/31/2012	(19.18)
55000000	Transportation (O&M)	CF	9300002796	10/31/2012	63.18
55000000	Transportation (O&M)	CF	9300002796	10/31/2012	(63.18)
55000000	Transportation (O&M)	CF	9300002797	10/31/2012	(7.33)
55000000	Transportation (O&M)	CF	9300002797	10/31/2012	7.33
55000000	Transportation (O&M)	CF	9300002798	10/31/2012	1.07
55000000	Transportation (O&M)	CF	9300002798	10/31/2012	(1.07)
55000000	Transportation (O&M)	CF	9300002799	10/31/2012	28.75
55000000	Transportation (O&M)	CF	9300002799	10/31/2012	(28.75)
55000000	Transportation (O&M)	CF	9300002800	10/31/2012	26.65
55000000	Transportation (O&M)	CF	9300002800	10/31/2012	(26.65)
55000000	Transportation (O&M)	CF	9300002801	10/31/2012	(13.91)
55000000	Transportation (O&M)	CF	9300002801	10/31/2012	13.91
55000000	Transportation (O&M)	CF	9300002802	10/31/2012	1.15
55000000	Transportation (O&M)	CF	9300002802	10/31/2012	(1.15)
55000000	Transportation (O&M)	CF	9300002803	10/31/2012	(1.15)
55000000	Transportation (O&M)	CF	9300002803	10/31/2012	1.15
55000000	Transportation (O&M)	CF	9300002804	10/31/2012	(2.17)
55000000	Transportation (O&M)	CF	9300002804	10/31/2012	2.17
55000000	Transportation (O&M)	CF	9300002805	10/31/2012	(3.34)
55000000	Transportation (O&M)	CF	9300002805	10/31/2012	3.34
55000000	Transportation (O&M)	CF	9300002806	10/31/2012	11.07
55000000	Transportation (O&M)	CF	9300002806	10/31/2012	(11.07)
55000000	Transportation (O&M)	CF	9300002807	10/31/2012	1.45
55000000	Transportation (O&M)	CF	9300002807	10/31/2012	(1.45)
55000000	Transportation (O&M)	CF	9300002808	10/31/2012	1.92
55000000	Transportation (O&M)	CF	9300002808	10/31/2012	(1.92)
55000000	Transportation (O&M)	CF	9300002809	10/31/2012	(19.96)
55000000	Transportation (O&M)	CF	9300002809	10/31/2012	19.96
55000000	Transportation (O&M)	CF	9300002810	10/31/2012	(9.02)
55000000	Transportation (O&M)	CF	9300002810	10/31/2012	9.02
55000000	Transportation (O&M)	CF	9300002811	10/31/2012	(2.77)
55000000	Transportation (O&M)	CF	9300002811	10/31/2012	2.77
55000000	Transportation (O&M)	CF	9300002812	10/31/2012	(0.46)
55000000	Transportation (O&M)	CF	9300002812	10/31/2012	0.46
55000000	Transportation (O&M)	CF	9300002813	10/31/2012	1.15

Kentucky American Water Company  
Case No. 2012-00520  
Response to PSC DR1, Item 31

Account	Description	Doc Type	Document Number	Posting Date	Amount
55000000	Transportation (O&M)	CF	9300002813	10/31/2012	(1.15)
55000000	Transportation (O&M)	CF	9300002814	10/31/2012	(16.53)
55000000	Transportation (O&M)	CF	9300002814	10/31/2012	16.53
55000000	Transportation (O&M)	CF	9300002815	10/31/2012	(46.54)
55000000	Transportation (O&M)	CF	9300002815	10/31/2012	46.54
55000000	Transportation (O&M)	CF	9300002816	10/31/2012	(5.54)
55000000	Transportation (O&M)	CF	9300002816	10/31/2012	5.54
55000000	Transportation (O&M)	CF	9300002817	10/31/2012	3.84
55000000	Transportation (O&M)	CF	9300002817	10/31/2012	(3.84)
55000000	Transportation (O&M)	CF	9300002818	10/31/2012	(39.95)
55000000	Transportation (O&M)	CF	9300002818	10/31/2012	39.95
55000000	Transportation (O&M)	CF	9300002819	10/31/2012	44.35
55000000	Transportation (O&M)	CF	9300002819	10/31/2012	(44.35)
55000000	Transportation (O&M)	CF	9300002820	10/31/2012	(10.83)
55000000	Transportation (O&M)	CF	9300002820	10/31/2012	10.83
55000000	Transportation (O&M)	CF	9300002821	10/31/2012	1.96
55000000	Transportation (O&M)	CF	9300002821	10/31/2012	(1.96)
55000000	Transportation (O&M)	CF	9300002822	10/31/2012	1.50
55000000	Transportation (O&M)	CF	9300002822	10/31/2012	(1.50)
55000000	Transportation (O&M)	CF	9300002823	10/31/2012	(9.05)
55000000	Transportation (O&M)	CF	9300002823	10/31/2012	9.05
55000000	Transportation (O&M)	CF	9300002824	10/31/2012	(8.33)
55000000	Transportation (O&M)	CF	9300002824	10/31/2012	8.33
55000000	Transportation (O&M)	CF	9300002825	10/31/2012	(10.77)
55000000	Transportation (O&M)	CF	9300002825	10/31/2012	10.77
55000000	Transportation (O&M)	CF	9300002826	10/31/2012	(31.29)
55000000	Transportation (O&M)	CF	9300002826	10/31/2012	31.29
55000000	Transportation (O&M)	CF	9300002827	10/31/2012	7.76
55000000	Transportation (O&M)	CF	9300002827	10/31/2012	(7.76)
55000000	Transportation (O&M)	CF	9300002828	10/31/2012	(18.96)
55000000	Transportation (O&M)	CF	9300002828	10/31/2012	18.96
55000000	Transportation (O&M)	CF	9300002829	10/31/2012	39.53
55000000	Transportation (O&M)	CF	9300002829	10/31/2012	(39.53)
55000000	Transportation (O&M)	CF	9300002830	10/31/2012	(3.69)
55000000	Transportation (O&M)	CF	9300002830	10/31/2012	3.69
55000000	Transportation (O&M)	CF	9300002831	10/31/2012	(9.63)
55000000	Transportation (O&M)	CF	9300002831	10/31/2012	9.63
55000000	Transportation (O&M)	CF	9300002832	10/31/2012	(5.63)
55000000	Transportation (O&M)	CF	9300002832	10/31/2012	5.63
55000000	Transportation (O&M)	CF	9300002833	10/31/2012	9.63
55000000	Transportation (O&M)	CF	9300002833	10/31/2012	(9.63)
55000000	Transportation (O&M)	CF	9300002834	10/31/2012	6.42
55000000	Transportation (O&M)	CF	9300002834	10/31/2012	(6.42)
55000000	Transportation (O&M)	CF	9300002835	10/31/2012	(12.84)
55000000	Transportation (O&M)	CF	9300002835	10/31/2012	12.84
55000000	Transportation (O&M)	CF	9300002836	10/31/2012	(37.82)
55000000	Transportation (O&M)	CF	9300002836	10/31/2012	37.82
55000000	Transportation (O&M)	CF	9300002837	10/31/2012	(33.16)
55000000	Transportation (O&M)	CF	9300002837	10/31/2012	33.16
55000000	Transportation (O&M)	CF	9300002838	10/31/2012	37.53
55000000	Transportation (O&M)	CF	9300002838	10/31/2012	(37.53)
55000000	Transportation (O&M)	CF	9300002839	10/31/2012	1.93
55000000	Transportation (O&M)	CF	9300002839	10/31/2012	(1.93)

Kentucky American Water Company  
Case No. 2012-00520  
Response to PSC DR1, Item 31

Account	Description	Doc Type	Document Number	Posting Date	Amount
55000000	Transportation (O&M)	CF	9300002840	10/31/2012	(1.96)
55000000	Transportation (O&M)	CF	9300002840	10/31/2012	1.96
55000000	Transportation (O&M)	CF	9300002841	10/31/2012	7.35
55000000	Transportation (O&M)	CF	9300002841	10/31/2012	(7.35)
55000000	Transportation (O&M)	CF	9300002842	10/31/2012	(9.38)
55000000	Transportation (O&M)	CF	9300002842	10/31/2012	9.38
55000000	Transportation (O&M)	CF	9300002843	10/31/2012	(19.95)
55000000	Transportation (O&M)	CF	9300002843	10/31/2012	19.95
55000000	Transportation (O&M)	CF	9300002844	10/31/2012	(2.77)
55000000	Transportation (O&M)	CF	9300002844	10/31/2012	2.77
55000000	Transportation (O&M)	CF	9300002845	10/31/2012	19.75
55000000	Transportation (O&M)	CF	9300002845	10/31/2012	(19.75)
55000000	Transportation (O&M)	CF	9300002846	10/31/2012	6.00
55000000	Transportation (O&M)	CF	9300002846	10/31/2012	(6.00)
55000000	Transportation (O&M)	CF	9300002847	10/31/2012	4.05
55000000	Transportation (O&M)	CF	9300002847	10/31/2012	(4.05)
55000000	Transportation (O&M)	CF	9300002848	10/31/2012	(57.29)
55000000	Transportation (O&M)	CF	9300002848	10/31/2012	57.29
55000000	Transportation (O&M)	CF	9300002849	10/31/2012	42.12
55000000	Transportation (O&M)	CF	9300002849	10/31/2012	(42.12)
55000000	Transportation (O&M)	CF	9300002850	10/31/2012	0.94
55000000	Transportation (O&M)	CF	9300002850	10/31/2012	(0.94)
55000000	Transportation (O&M)	CF	9300002851	10/31/2012	12.51
55000000	Transportation (O&M)	CF	9300002851	10/31/2012	(12.51)
55000000	Transportation (O&M)	CF	9300002852	10/31/2012	0.71
55000000	Transportation (O&M)	CF	9300002852	10/31/2012	(0.71)
55000000	Transportation (O&M)	CF	9300002853	10/31/2012	(3.87)
55000000	Transportation (O&M)	CF	9300002853	10/31/2012	3.87
55000000	Transportation (O&M)	CF	9300002854	10/31/2012	(39.23)
55000000	Transportation (O&M)	CF	9300002854	10/31/2012	39.23
55000000	Transportation (O&M)	CF	9300002855	10/31/2012	1.88
55000000	Transportation (O&M)	CF	9300002855	10/31/2012	(1.88)
55000000	Transportation (O&M)	CF	9300002856	10/31/2012	9.16
55000000	Transportation (O&M)	CF	9300002856	10/31/2012	(9.16)
55000000	Transportation (O&M)	CF	9300002857	10/31/2012	22.46
55000000	Transportation (O&M)	CF	9300002857	10/31/2012	(22.46)
55000000	Transportation (O&M)	CF	9300002858	10/31/2012	(26.53)
55000000	Transportation (O&M)	CF	9300002858	10/31/2012	26.53
55000000	Transportation (O&M)	CF	9300002859	10/31/2012	(2.50)
55000000	Transportation (O&M)	CF	9300002859	10/31/2012	2.50
55000000	Transportation (O&M)	CF	9300002860	10/31/2012	(0.83)
55000000	Transportation (O&M)	CF	9300002860	10/31/2012	0.83
55000000	Transportation (O&M)	CF	9300002861	10/31/2012	3.33
55000000	Transportation (O&M)	CF	9300002861	10/31/2012	(3.33)
55000000	Transportation (O&M)	CF	9300002862	10/31/2012	(7.74)
55000000	Transportation (O&M)	CF	9300002862	10/31/2012	7.74
55000000	Transportation (O&M)	CF	9300002866	10/31/2012	48.30
55000000	Transportation (O&M)	CF	9300002866	10/31/2012	(48.30)
55000000	Transportation (O&M)	CF	9300002868	10/31/2012	1.30
55000000	Transportation (O&M)	CF	9300002868	10/31/2012	(1.30)
55000000	Transportation (O&M)	CF	9300002870	10/31/2012	(7.72)
55000000	Transportation (O&M)	CF	9300002870	10/31/2012	7.72
55000000	Transportation (O&M)	CF	9300002874	10/31/2012	(11.07)

Kentucky American Water Company  
Case No. 2012-00520  
Response to PSC DR1, Item 31

Account	Description	Doc Type	Document Number	Posting Date	Amount
55000000	Transportation (O&M)	CF	9300002874	10/31/2012	11.07
55000000	Transportation (O&M)	CF	9300002880	10/31/2012	13.91
55000000	Transportation (O&M)	CF	9300002880	10/31/2012	(13.91)
55000000	Transportation (O&M)	CF	9300002882	10/31/2012	1.15
55000000	Transportation (O&M)	CF	9300002882	10/31/2012	(1.15)
55000000	Transportation (O&M)	CF	9300002885	10/31/2012	5.54
55000000	Transportation (O&M)	CF	9300002885	10/31/2012	(5.54)
55000000	Transportation (O&M)	CF	9300002887	10/31/2012	4.16
55000000	Transportation (O&M)	CF	9300002887	10/31/2012	(4.16)
55000000	Transportation (O&M)	CF	9300002889	10/31/2012	35.84
55000000	Transportation (O&M)	CF	9300002889	10/31/2012	(35.84)
55000000	Transportation (O&M)	CF	9300002891	10/31/2012	(1.92)
55000000	Transportation (O&M)	CF	9300002891	10/31/2012	1.92
55000000	Transportation (O&M)	CF	9300002893	10/31/2012	(6.43)
55000000	Transportation (O&M)	CF	9300002893	10/31/2012	6.43
55000000	Transportation (O&M)	CF	9300002895	10/31/2012	3.34
55000000	Transportation (O&M)	CF	9300002895	10/31/2012	(3.34)
55000000	Transportation (O&M)	CF	9300002897	10/31/2012	(1.45)
55000000	Transportation (O&M)	CF	9300002897	10/31/2012	1.45
55000000	Transportation (O&M)	CF	9300002902	10/31/2012	(63.18)
55000000	Transportation (O&M)	CF	9300002902	10/31/2012	63.18
55000000	Transportation (O&M)	CF	9300002905	10/31/2012	0.46
55000000	Transportation (O&M)	CF	9300002905	10/31/2012	(0.46)
55000000	Transportation (O&M)	CF	9300002907	10/31/2012	(1.15)
55000000	Transportation (O&M)	CF	9300002907	10/31/2012	1.15
55000000	Transportation (O&M)	CF	9300002909	10/31/2012	16.53
55000000	Transportation (O&M)	CF	9300002909	10/31/2012	(16.53)
55000000	Transportation (O&M)	CF	9300002911	10/31/2012	7.33
55000000	Transportation (O&M)	CF	9300002911	10/31/2012	(7.33)
55000000	Transportation (O&M)	CF	9300002916	10/31/2012	(28.75)
55000000	Transportation (O&M)	CF	9300002916	10/31/2012	28.75
55000000	Transportation (O&M)	CF	9300002918	10/31/2012	2.17
55000000	Transportation (O&M)	CF	9300002918	10/31/2012	(2.17)
55000000	Transportation (O&M)	CF	9300002920	10/31/2012	(53.14)
55000000	Transportation (O&M)	CF	9300002920	10/31/2012	53.14
55000000	Transportation (O&M)	CF	9300002923	10/31/2012	(19.18)
55000000	Transportation (O&M)	CF	9300002923	10/31/2012	19.18
55000000	Transportation (O&M)	CF	9300002925	10/31/2012	46.54
55000000	Transportation (O&M)	CF	9300002925	10/31/2012	(46.54)
55000000	Transportation (O&M)	CF	9300002927	10/31/2012	39.95
55000000	Transportation (O&M)	CF	9300002927	10/31/2012	(39.95)
55000000	Transportation (O&M)	CF	9300002932	10/31/2012	296.03
55000000	Transportation (O&M)	CF	9300002932	10/31/2012	(296.03)
55000000	Transportation (O&M)	CF	9300002935	10/31/2012	(26.65)
55000000	Transportation (O&M)	CF	9300002935	10/31/2012	26.65
55000000	Transportation (O&M)	CF	9300002937	10/31/2012	9.02
55000000	Transportation (O&M)	CF	9300002937	10/31/2012	(9.02)
55000000	Transportation (O&M)	CF	9300002939	10/31/2012	2.77
55000000	Transportation (O&M)	CF	9300002939	10/31/2012	(2.77)
55000000	Transportation (O&M)	CF	9300002941	10/31/2012	(3.84)
55000000	Transportation (O&M)	CF	9300002941	10/31/2012	3.84
55000000	Transportation (O&M)	CF	9300002943	10/31/2012	(1.07)
55000000	Transportation (O&M)	CF	9300002943	10/31/2012	1.07

Kentucky American Water Company  
Case No. 2012-00520  
Response to PSC DR1, Item 31

Account	Description	Doc Type	Document Number	Posting Date	Amount
55000000	Transportation (O&M)	CF	9300002946	10/31/2012	(12.07)
55000000	Transportation (O&M)	CF	9300002946	10/31/2012	12.07
55000000	Transportation (O&M)	CF	9300002948	10/31/2012	(1.15)
55000000	Transportation (O&M)	CF	9300002948	10/31/2012	1.15
55000000	Transportation (O&M)	CF	9300002952	10/31/2012	158.85
55000000	Transportation (O&M)	CF	9300002952	10/31/2012	(158.85)
55000000	Transportation (O&M)	CF	9300002954	10/31/2012	22.09
55000000	Transportation (O&M)	CF	9300002954	10/31/2012	(22.09)
55000000	Transportation (O&M)	CF	9300002956	10/31/2012	19.96
55000000	Transportation (O&M)	CF	9300002956	10/31/2012	(19.96)
55000000	Transportation (O&M)	CF	9300002958	10/31/2012	(44.35)
55000000	Transportation (O&M)	CF	9300002958	10/31/2012	44.35
55000000	Transportation (O&M)	CF	9300002990	10/31/2012	359.49
55000000	Transportation (O&M)	CF	9300002990	10/31/2012	(359.49)
55000000	Transportation (O&M)	CF	9300002991	10/31/2012	40.23
55000000	Transportation (O&M)	CF	9300002991	10/31/2012	(40.23)
55000000	Transportation (O&M)	CF	9300002992	10/31/2012	2,482.05
55000000	Transportation (O&M)	CF	9300002992	10/31/2012	(2,482.05)
55000000	Transportation (O&M)	CF	9300002993	10/31/2012	11.42
55000000	Transportation (O&M)	CF	9300002993	10/31/2012	(11.42)
55000000	Transportation (O&M)	CF	9300002994	10/31/2012	24.39
55000000	Transportation (O&M)	CF	9300002994	10/31/2012	(24.39)
55000000	Transportation (O&M)	CF	9300002995	10/31/2012	443.30
55000000	Transportation (O&M)	CF	9300002995	10/31/2012	(443.30)
55000000	Transportation (O&M)	CF	9300002996	10/31/2012	512.90
55000000	Transportation (O&M)	CF	9300002996	10/31/2012	(512.90)
55000000	Transportation (O&M)	CF	9300002997	10/31/2012	70.03
55000000	Transportation (O&M)	CF	9300002997	10/31/2012	(70.03)
55000000	Transportation (O&M)	CF	9300002998	10/31/2012	2,025.86
55000000	Transportation (O&M)	CF	9300002998	10/31/2012	(2,025.86)
55000000	Transportation (O&M)	CF	9300002999	10/31/2012	49.53
55000000	Transportation (O&M)	CF	9300002999	10/31/2012	(49.53)
55000000	Transportation (O&M)	CF	9300003000	10/31/2012	151.03
55000000	Transportation (O&M)	CF	9300003000	10/31/2012	(151.03)
55000000	Transportation (O&M)	CF	9300003001	10/31/2012	48.66
55000000	Transportation (O&M)	CF	9300003001	10/31/2012	(48.66)
55000000	Transportation (O&M)	CF	9300003002	10/31/2012	87.67
55000000	Transportation (O&M)	CF	9300003002	10/31/2012	(87.67)
55000000	Transportation (O&M)	CF	9300003003	10/31/2012	1,079.08
55000000	Transportation (O&M)	CF	9300003003	10/31/2012	(1,079.08)
55000000	Transportation (O&M)	CF	9300003004	10/31/2012	7.75
55000000	Transportation (O&M)	CF	9300003004	10/31/2012	(7.75)
55000000	Transportation (O&M)	CF	9300003005	10/31/2012	7.61
55000000	Transportation (O&M)	CF	9300003005	10/31/2012	(7.61)
55000000	Transportation (O&M)	CF	9300003006	10/31/2012	466.27
55000000	Transportation (O&M)	CF	9300003006	10/31/2012	(466.27)
55000000	Transportation (O&M)	CF	9300003007	10/31/2012	371.51
55000000	Transportation (O&M)	CF	9300003007	10/31/2012	(371.51)
55000000	Transportation (O&M)	CF	9300003008	10/31/2012	113.65
55000000	Transportation (O&M)	CF	9300003008	10/31/2012	(113.65)
55000000	Transportation (O&M)	CF	9300003009	10/31/2012	71.67
55000000	Transportation (O&M)	CF	9300003009	10/31/2012	(71.67)
55000000	Transportation (O&M)	CF	9300003010	10/31/2012	290.44



Kentucky American Water Company  
Case No. 2012-00520  
Response to PSC DR1, Item 31

Account	Description	Doc Type	Document Number	Posting Date	Amount
55000000	Transportation (O&M)	CF	9300003010	10/31/2012	(290.44)
55000000	Transportation (O&M)	CF	9300003011	10/31/2012	199.84
55000000	Transportation (O&M)	CF	9300003011	10/31/2012	(199.84)
55000000	Transportation (O&M)	CF	9300003012	10/31/2012	11.89
55000000	Transportation (O&M)	CF	9300003012	10/31/2012	(11.89)
55000000	Transportation (O&M)	CF	9300003013	10/31/2012	740.18
55000000	Transportation (O&M)	CF	9300003013	10/31/2012	(740.18)
55000000	Transportation (O&M)	CF	9300003014	10/31/2012	402.86
55000000	Transportation (O&M)	CF	9300003014	10/31/2012	(402.86)
55000000	Transportation (O&M)	CF	9300003015	10/31/2012	92.41
55000000	Transportation (O&M)	CF	9300003015	10/31/2012	(92.41)
55000000	Transportation (O&M)	CF	9300003016	10/31/2012	42.94
55000000	Transportation (O&M)	CF	9300003016	10/31/2012	(42.94)
55000000	Transportation (O&M)	CF	9300003017	10/31/2012	74.10
55000000	Transportation (O&M)	CF	9300003017	10/31/2012	(74.10)
55000000	Transportation (O&M)	CF	9300003018	10/31/2012	104.62
55000000	Transportation (O&M)	CF	9300003018	10/31/2012	(104.62)
55000000	Transportation (O&M)	CF	9300003019	10/31/2012	67.62
55000000	Transportation (O&M)	CF	9300003019	10/31/2012	(67.62)
55000000	Transportation (O&M)	CF	9300003020	10/31/2012	462.80
55000000	Transportation (O&M)	CF	9300003020	10/31/2012	(462.80)
55000000	Transportation (O&M)	CF	9300003021	10/31/2012	91.38
55000000	Transportation (O&M)	CF	9300003021	10/31/2012	(91.38)
55000000	Transportation (O&M)	CF	9300003022	10/31/2012	324.84
55000000	Transportation (O&M)	CF	9300003022	10/31/2012	(324.84)
55000000	Transportation (O&M)	CF	9300003023	10/31/2012	526.84
55000000	Transportation (O&M)	CF	9300003023	10/31/2012	(526.84)
55000000	Transportation (O&M)	CF	9300003024	10/31/2012	9.03
55000000	Transportation (O&M)	CF	9300003024	10/31/2012	(9.03)
55000000	Transportation (O&M)	CF	9300003025	10/31/2012	4.52
55000000	Transportation (O&M)	CF	9300003025	10/31/2012	(4.52)
55000000	Transportation (O&M)	CF	9300003026	10/31/2012	75.38
55000000	Transportation (O&M)	CF	9300003026	10/31/2012	(75.38)
55000000	Transportation (O&M)	CF	9300003027	10/31/2012	35.77
55000000	Transportation (O&M)	CF	9300003027	10/31/2012	(35.77)
55000000	Transportation (O&M)	CF	9300003028	10/31/2012	10.10
55000000	Transportation (O&M)	CF	9300003028	10/31/2012	(10.10)
55000000	Transportation (O&M)	CF	9300003029	10/31/2012	12.03
55000000	Transportation (O&M)	CF	9300003029	10/31/2012	(12.03)
55000000	Transportation (O&M)	CF	9300003030	10/31/2012	10.53
55000000	Transportation (O&M)	CF	9300003030	10/31/2012	(10.53)
55000000	Transportation (O&M)	CF	9300003031	10/31/2012	17.93
55000000	Transportation (O&M)	CF	9300003031	10/31/2012	(17.93)
55000000	Transportation (O&M)	CF	9300003032	10/31/2012	(59.04)
55000000	Transportation (O&M)	CF	9300003032	10/31/2012	59.04
55000000	Transportation (O&M)	CF	9300003033	10/31/2012	22.14
55000000	Transportation (O&M)	CF	9300003033	10/31/2012	(22.14)
55000000	Transportation (O&M)	CF	9300003034	10/31/2012	1.83
55000000	Transportation (O&M)	CF	9300003034	10/31/2012	(1.83)
55000000	Transportation (O&M)	CF	9300003035	10/31/2012	26.00
55000000	Transportation (O&M)	CF	9300003035	10/31/2012	(26.00)
55000000	Transportation (O&M)	CF	9300003036	10/31/2012	3.39
55000000	Transportation (O&M)	CF	9300003036	10/31/2012	(3.39)

Kentucky American Water Company  
Case No. 2012-00520  
Response to PSC DR1, Item 31

Account	Description	Doc Type	Document Number	Posting Date	Amount
55000000	Transportation (O&M)	CF	9300003037	10/31/2012	(2.52)
55000000	Transportation (O&M)	CF	9300003037	10/31/2012	2.52
55000000	Transportation (O&M)	CF	9300003038	10/31/2012	11.92
55000000	Transportation (O&M)	CF	9300003038	10/31/2012	(11.92)
55000000	Transportation (O&M)	CF	9300003039	10/31/2012	24.00
55000000	Transportation (O&M)	CF	9300003039	10/31/2012	(24.00)
55000000	Transportation (O&M)	CF	9300003040	10/31/2012	42.66
55000000	Transportation (O&M)	CF	9300003040	10/31/2012	(42.66)
55000000	Transportation (O&M)	CF	9300003041	10/31/2012	52.72
55000000	Transportation (O&M)	CF	9300003041	10/31/2012	(52.72)
55000000	Transportation (O&M)	CF	9300003042	10/31/2012	172.84
55000000	Transportation (O&M)	CF	9300003042	10/31/2012	(172.84)
55000000	Transportation (O&M)	CF	9300003043	10/31/2012	2.22
55000000	Transportation (O&M)	CF	9300003043	10/31/2012	(2.22)
55000000	Transportation (O&M)	CF	9300003044	10/31/2012	46.85
55000000	Transportation (O&M)	CF	9300003044	10/31/2012	(46.85)
55000000	Transportation (O&M)	CF	9300003045	10/31/2012	8.60
55000000	Transportation (O&M)	CF	9300003045	10/31/2012	(8.60)
55000000	Transportation (O&M)	CF	9300003046	10/31/2012	45.89
55000000	Transportation (O&M)	CF	9300003046	10/31/2012	(45.89)
55000000	Transportation (O&M)	CF	9300003047	10/31/2012	249.71
55000000	Transportation (O&M)	CF	9300003047	10/31/2012	(249.71)
55000000	Transportation (O&M)	CF	9300003048	10/31/2012	3.34
55000000	Transportation (O&M)	CF	9300003048	10/31/2012	(3.34)
55000000	Transportation (O&M)	CF	9300003049	10/31/2012	109.18
55000000	Transportation (O&M)	CF	9300003049	10/31/2012	(109.18)
55000000	Transportation (O&M)	CF	9300003050	10/31/2012	2.66
55000000	Transportation (O&M)	CF	9300003050	10/31/2012	(2.66)
55000000	Transportation (O&M)	CF	9300003051	10/31/2012	35.59
55000000	Transportation (O&M)	CF	9300003051	10/31/2012	(35.59)
55000000	Transportation (O&M)	CF	9300003052	10/31/2012	105.78
55000000	Transportation (O&M)	CF	9300003052	10/31/2012	(105.78)
55000000	Transportation (O&M)	CF	9300003053	10/31/2012	5.75
55000000	Transportation (O&M)	CF	9300003053	10/31/2012	(5.75)
55000000	Transportation (O&M)	CF	9300003054	10/31/2012	7.07
55000000	Transportation (O&M)	CF	9300003054	10/31/2012	(7.07)
55000000	Transportation (O&M)	CF	9300003055	10/31/2012	4.51
55000000	Transportation (O&M)	CF	9300003055	10/31/2012	(4.51)
55000000	Transportation (O&M)	CF	9300003056	10/31/2012	44.28
55000000	Transportation (O&M)	CF	9300003056	10/31/2012	(44.28)
55000000	Transportation (O&M)	CF	9300003057	10/31/2012	12.34
55000000	Transportation (O&M)	CF	9300003057	10/31/2012	(12.34)
55000000	Transportation (O&M)	CF	9300003058	10/31/2012	1.91
55000000	Transportation (O&M)	CF	9300003058	10/31/2012	(1.91)
55000000	Transportation (O&M)	CF	9300003059	10/31/2012	48.94
55000000	Transportation (O&M)	CF	9300003059	10/31/2012	(48.94)
55000000	Transportation (O&M)	CF	9300003060	10/31/2012	7.66
55000000	Transportation (O&M)	CF	9300003060	10/31/2012	(7.66)
55000000	Transportation (O&M)	CF	9300003065	10/31/2012	(359.49)
55000000	Transportation (O&M)	CF	9300003065	10/31/2012	359.49
55000000	Transportation (O&M)	CF	9300003067	10/31/2012	(11.42)
55000000	Transportation (O&M)	CF	9300003067	10/31/2012	11.42
55000000	Transportation (O&M)	CF	9300003069	10/31/2012	(24.39)

Kentucky American Water Company  
Case No. 2012-00520  
Response to PSC DR1, Item 31

Account	Description	Doc Type	Document Number	Posting Date	Amount
55000000	Transportation (O&M)	CF	9300003069	10/31/2012	24.39
55000000	Transportation (O&M)	CF	9300003072	10/31/2012	(740.18)
55000000	Transportation (O&M)	CF	9300003072	10/31/2012	740.18
55000000	Transportation (O&M)	CF	9300003079	10/31/2012	(113.65)
55000000	Transportation (O&M)	CF	9300003079	10/31/2012	113.65
55000000	Transportation (O&M)	CF	9300003081	10/31/2012	(290.44)
55000000	Transportation (O&M)	CF	9300003081	10/31/2012	290.44
55000000	Transportation (O&M)	CF	9300003086	10/31/2012	(443.30)
55000000	Transportation (O&M)	CF	9300003086	10/31/2012	443.30
55000000	Transportation (O&M)	CF	9300003090	10/31/2012	(70.03)
55000000	Transportation (O&M)	CF	9300003090	10/31/2012	70.03
55000000	Transportation (O&M)	CF	9300003096	10/31/2012	(48.66)
55000000	Transportation (O&M)	CF	9300003096	10/31/2012	48.66
55000000	Transportation (O&M)	CF	9300003098	10/31/2012	(91.38)
55000000	Transportation (O&M)	CF	9300003098	10/31/2012	91.38
55000000	Transportation (O&M)	CF	9300003101	10/31/2012	(11.89)
55000000	Transportation (O&M)	CF	9300003101	10/31/2012	11.89
55000000	Transportation (O&M)	CF	9300003103	10/31/2012	(402.86)
55000000	Transportation (O&M)	CF	9300003103	10/31/2012	402.86
55000000	Transportation (O&M)	CF	9300003107	10/31/2012	(1,079.08)
55000000	Transportation (O&M)	CF	9300003107	10/31/2012	1,079.08
55000000	Transportation (O&M)	CF	9300003110	10/31/2012	(74.10)
55000000	Transportation (O&M)	CF	9300003110	10/31/2012	74.10
55000000	Transportation (O&M)	CF	9300003112	10/31/2012	(7.75)
55000000	Transportation (O&M)	CF	9300003112	10/31/2012	7.75
55000000	Transportation (O&M)	CF	9300003117	10/31/2012	(466.27)
55000000	Transportation (O&M)	CF	9300003117	10/31/2012	466.27
55000000	Transportation (O&M)	CF	9300003121	10/31/2012	(199.84)
55000000	Transportation (O&M)	CF	9300003121	10/31/2012	199.84
55000000	Transportation (O&M)	CF	9300003124	10/31/2012	(512.90)
55000000	Transportation (O&M)	CF	9300003124	10/31/2012	512.90
55000000	Transportation (O&M)	CF	9300003127	10/31/2012	(87.67)
55000000	Transportation (O&M)	CF	9300003127	10/31/2012	87.67
55000000	Transportation (O&M)	CF	9300003129	10/31/2012	(104.62)
55000000	Transportation (O&M)	CF	9300003129	10/31/2012	104.62
55000000	Transportation (O&M)	CF	9300003131	10/31/2012	(462.80)
55000000	Transportation (O&M)	CF	9300003131	10/31/2012	462.80
55000000	Transportation (O&M)	CF	9300003135	10/31/2012	(2,482.05)
55000000	Transportation (O&M)	CF	9300003135	10/31/2012	2,482.05
55000000	Transportation (O&M)	CF	9300003137	10/31/2012	(371.51)
55000000	Transportation (O&M)	CF	9300003137	10/31/2012	371.51
55000000	Transportation (O&M)	CF	9300003139	10/31/2012	(42.94)
55000000	Transportation (O&M)	CF	9300003139	10/31/2012	42.94
55000000	Transportation (O&M)	CF	9300003141	10/31/2012	(67.62)
55000000	Transportation (O&M)	CF	9300003141	10/31/2012	67.62
55000000	Transportation (O&M)	CF	9300003143	10/31/2012	(7.61)
55000000	Transportation (O&M)	CF	9300003143	10/31/2012	7.61
55000000	Transportation (O&M)	CF	9300003146	10/31/2012	(49.53)
55000000	Transportation (O&M)	CF	9300003146	10/31/2012	49.53
55000000	Transportation (O&M)	CF	9300003148	10/31/2012	(71.67)
55000000	Transportation (O&M)	CF	9300003148	10/31/2012	71.67
55000000	Transportation (O&M)	CF	9300003150	10/31/2012	(40.23)
55000000	Transportation (O&M)	CF	9300003150	10/31/2012	40.23

Kentucky American Water Company  
Case No. 2012-00520  
Response to PSC DR1, Item 31

Account	Description	Doc Type	Document Number	Posting Date	Amount
55000000	Transportation (O&M)	CF	9300003152	10/31/2012	(2,025.86)
55000000	Transportation (O&M)	CF	9300003152	10/31/2012	2,025.86
55000000	Transportation (O&M)	CF	9300003154	10/31/2012	(151.03)
55000000	Transportation (O&M)	CF	9300003154	10/31/2012	151.03
55000000	Transportation (O&M)	CF	9300003158	10/31/2012	(92.41)
55000000	Transportation (O&M)	CF	9300003158	10/31/2012	92.41
55000000	Transportation (O&M)	CF	9300003160	10/31/2012	(324.84)
55000000	Transportation (O&M)	CF	9300003160	10/31/2012	324.84
55000000	Transportation (O&M)	CF	9300003276	10/31/2012	801.32
55000000	Transportation (O&M)	CF	9300003276	10/31/2012	(801.32)
55000000	Transportation (O&M)	CF	9300003277	10/31/2012	103.58
55000000	Transportation (O&M)	CF	9300003277	10/31/2012	(103.58)
55000000	Transportation (O&M)	CF	9300003278	10/31/2012	5,628.99
55000000	Transportation (O&M)	CF	9300003278	10/31/2012	(5,628.99)
55000000	Transportation (O&M)	CF	9300003279	10/31/2012	26.06
55000000	Transportation (O&M)	CF	9300003279	10/31/2012	(26.06)
55000000	Transportation (O&M)	CF	9300003280	10/31/2012	82.69
55000000	Transportation (O&M)	CF	9300003280	10/31/2012	(82.69)
55000000	Transportation (O&M)	CF	9300003281	10/31/2012	1,130.80
55000000	Transportation (O&M)	CF	9300003281	10/31/2012	(1,130.80)
55000000	Transportation (O&M)	CF	9300003282	10/31/2012	1,457.55
55000000	Transportation (O&M)	CF	9300003282	10/31/2012	(1,457.55)
55000000	Transportation (O&M)	CF	9300003283	10/31/2012	88.05
55000000	Transportation (O&M)	CF	9300003283	10/31/2012	(88.05)
55000000	Transportation (O&M)	CF	9300003284	10/31/2012	4,910.74
55000000	Transportation (O&M)	CF	9300003284	10/31/2012	(4,910.74)
55000000	Transportation (O&M)	CF	9300003285	10/31/2012	158.64
55000000	Transportation (O&M)	CF	9300003285	10/31/2012	(158.64)
55000000	Transportation (O&M)	CF	9300003286	10/31/2012	332.02
55000000	Transportation (O&M)	CF	9300003286	10/31/2012	(332.02)
55000000	Transportation (O&M)	CF	9300003287	10/31/2012	141.85
55000000	Transportation (O&M)	CF	9300003287	10/31/2012	(141.85)
55000000	Transportation (O&M)	CF	9300003288	10/31/2012	275.15
55000000	Transportation (O&M)	CF	9300003288	10/31/2012	(275.15)
55000000	Transportation (O&M)	CF	9300003289	10/31/2012	2,941.33
55000000	Transportation (O&M)	CF	9300003289	10/31/2012	(2,941.33)
55000000	Transportation (O&M)	CF	9300003290	10/31/2012	1.09
55000000	Transportation (O&M)	CF	9300003290	10/31/2012	(1.09)
55000000	Transportation (O&M)	CF	9300003291	10/31/2012	22.34
55000000	Transportation (O&M)	CF	9300003291	10/31/2012	(22.34)
55000000	Transportation (O&M)	CF	9300003292	10/31/2012	1,274.69
55000000	Transportation (O&M)	CF	9300003292	10/31/2012	(1,274.69)
55000000	Transportation (O&M)	CF	9300003293	10/31/2012	1,025.25
55000000	Transportation (O&M)	CF	9300003293	10/31/2012	(1,025.25)
55000000	Transportation (O&M)	CF	9300003294	10/31/2012	256.84
55000000	Transportation (O&M)	CF	9300003294	10/31/2012	(256.84)
55000000	Transportation (O&M)	CF	9300003295	10/31/2012	187.50
55000000	Transportation (O&M)	CF	9300003295	10/31/2012	(187.50)
55000000	Transportation (O&M)	CF	9300003296	10/31/2012	744.94
55000000	Transportation (O&M)	CF	9300003296	10/31/2012	(744.94)
55000000	Transportation (O&M)	CF	9300003297	10/31/2012	509.00
55000000	Transportation (O&M)	CF	9300003297	10/31/2012	(509.00)
55000000	Transportation (O&M)	CF	9300003298	10/31/2012	22.00

Kentucky American Water Company  
Case No. 2012-00520  
Response to PSC DR1, Item 31

Account	Description	Doc Type	Document Number	Posting Date	Amount
55000000	Transportation (O&M)	CF	9300003298	10/31/2012	(22.00)
55000000	Transportation (O&M)	CF	9300003299	10/31/2012	1,934.47
55000000	Transportation (O&M)	CF	9300003299	10/31/2012	(1,934.47)
55000000	Transportation (O&M)	CF	9300003300	10/31/2012	1,041.11
55000000	Transportation (O&M)	CF	9300003300	10/31/2012	(1,041.11)
55000000	Transportation (O&M)	CF	9300003301	10/31/2012	4.94
55000000	Transportation (O&M)	CF	9300003301	10/31/2012	(4.94)
55000000	Transportation (O&M)	CF	9300003302	10/31/2012	186.55
55000000	Transportation (O&M)	CF	9300003302	10/31/2012	(186.55)
55000000	Transportation (O&M)	CF	9300003303	10/31/2012	87.36
55000000	Transportation (O&M)	CF	9300003303	10/31/2012	(87.36)
55000000	Transportation (O&M)	CF	9300003304	10/31/2012	(7.13)
55000000	Transportation (O&M)	CF	9300003304	10/31/2012	7.13
55000000	Transportation (O&M)	CF	9300003305	10/31/2012	(1.19)
55000000	Transportation (O&M)	CF	9300003305	10/31/2012	1.19
55000000	Transportation (O&M)	CF	9300003306	10/31/2012	2.97
55000000	Transportation (O&M)	CF	9300003306	10/31/2012	(2.97)
55000000	Transportation (O&M)	CF	9300003307	10/31/2012	148.23
55000000	Transportation (O&M)	CF	9300003307	10/31/2012	(148.23)
55000000	Transportation (O&M)	CF	9300003308	10/31/2012	149.54
55000000	Transportation (O&M)	CF	9300003308	10/31/2012	(149.54)
55000000	Transportation (O&M)	CF	9300003309	10/31/2012	(14.26)
55000000	Transportation (O&M)	CF	9300003309	10/31/2012	14.26
55000000	Transportation (O&M)	CF	9300003310	10/31/2012	183.99
55000000	Transportation (O&M)	CF	9300003310	10/31/2012	(183.99)
55000000	Transportation (O&M)	CF	9300003311	10/31/2012	1,088.84
55000000	Transportation (O&M)	CF	9300003311	10/31/2012	(1,088.84)
55000000	Transportation (O&M)	CF	9300003312	10/31/2012	235.29
55000000	Transportation (O&M)	CF	9300003312	10/31/2012	(235.29)
55000000	Transportation (O&M)	CF	9300003313	10/31/2012	950.67
55000000	Transportation (O&M)	CF	9300003313	10/31/2012	(950.67)
55000000	Transportation (O&M)	CF	9300003314	10/31/2012	1,329.78
55000000	Transportation (O&M)	CF	9300003314	10/31/2012	(1,329.78)
55000000	Transportation (O&M)	CF	9300003315	10/31/2012	28.29
55000000	Transportation (O&M)	CF	9300003315	10/31/2012	(28.29)
55000000	Transportation (O&M)	CF	9300003316	10/31/2012	3.88
55000000	Transportation (O&M)	CF	9300003316	10/31/2012	(3.88)
55000000	Transportation (O&M)	CF	9300003317	10/31/2012	(11.68)
55000000	Transportation (O&M)	CF	9300003317	10/31/2012	11.68
55000000	Transportation (O&M)	CF	9300003318	10/31/2012	(21.47)
55000000	Transportation (O&M)	CF	9300003318	10/31/2012	21.47
55000000	Transportation (O&M)	CF	9300003319	10/31/2012	(27.74)
55000000	Transportation (O&M)	CF	9300003319	10/31/2012	27.74
55000000	Transportation (O&M)	CF	9300003320	10/31/2012	(80.58)
55000000	Transportation (O&M)	CF	9300003320	10/31/2012	80.58
55000000	Transportation (O&M)	CF	9300003321	10/31/2012	214.08
55000000	Transportation (O&M)	CF	9300003321	10/31/2012	(214.08)
55000000	Transportation (O&M)	CF	9300003322	10/31/2012	92.11
55000000	Transportation (O&M)	CF	9300003322	10/31/2012	(92.11)
55000000	Transportation (O&M)	CF	9300003323	10/31/2012	(48.83)
55000000	Transportation (O&M)	CF	9300003323	10/31/2012	48.83
55000000	Transportation (O&M)	CF	9300003324	10/31/2012	127.80
55000000	Transportation (O&M)	CF	9300003324	10/31/2012	(127.80)

Kentucky American Water Company  
Case No. 2012-00520  
Response to PSC DR1, Item 31

Account	Description	Doc Type	Document Number	Posting Date	Amount
55000000	Transportation (O&M)	CF	9300003325	10/31/2012	30.99
55000000	Transportation (O&M)	CF	9300003325	10/31/2012	(30.99)
55000000	Transportation (O&M)	CF	9300003326	10/31/2012	(9.51)
55000000	Transportation (O&M)	CF	9300003326	10/31/2012	9.51
55000000	Transportation (O&M)	CF	9300003327	10/31/2012	(24.81)
55000000	Transportation (O&M)	CF	9300003327	10/31/2012	24.81
55000000	Transportation (O&M)	CF	9300003328	10/31/2012	27.11
55000000	Transportation (O&M)	CF	9300003328	10/31/2012	(27.11)
55000000	Transportation (O&M)	CF	9300003329	10/31/2012	(14.48)
55000000	Transportation (O&M)	CF	9300003329	10/31/2012	14.48
55000000	Transportation (O&M)	CF	9300003330	10/31/2012	46.19
55000000	Transportation (O&M)	CF	9300003330	10/31/2012	(46.19)
55000000	Transportation (O&M)	CF	9300003331	10/31/2012	176.82
55000000	Transportation (O&M)	CF	9300003331	10/31/2012	(176.82)
55000000	Transportation (O&M)	CF	9300003332	10/31/2012	73.54
55000000	Transportation (O&M)	CF	9300003332	10/31/2012	(73.54)
55000000	Transportation (O&M)	CF	9300003333	10/31/2012	(33.05)
55000000	Transportation (O&M)	CF	9300003333	10/31/2012	33.05
55000000	Transportation (O&M)	CF	9300003334	10/31/2012	4.73
55000000	Transportation (O&M)	CF	9300003334	10/31/2012	(4.73)
55000000	Transportation (O&M)	CF	9300003335	10/31/2012	(30.45)
55000000	Transportation (O&M)	CF	9300003335	10/31/2012	30.45
55000000	Transportation (O&M)	CF	9300003336	10/31/2012	8.72
55000000	Transportation (O&M)	CF	9300003336	10/31/2012	(8.72)
55000000	Transportation (O&M)	CF	9300003337	10/31/2012	(6.48)
55000000	Transportation (O&M)	CF	9300003337	10/31/2012	6.48
55000000	Transportation (O&M)	CF	9300003338	10/31/2012	(85.39)
55000000	Transportation (O&M)	CF	9300003338	10/31/2012	85.39
55000000	Transportation (O&M)	CF	9300003339	10/31/2012	127.34
55000000	Transportation (O&M)	CF	9300003339	10/31/2012	(127.34)
55000000	Transportation (O&M)	CF	9300003340	10/31/2012	66.75
55000000	Transportation (O&M)	CF	9300003340	10/31/2012	(66.75)
55000000	Transportation (O&M)	CF	9300003341	10/31/2012	(5.04)
55000000	Transportation (O&M)	CF	9300003341	10/31/2012	5.04
55000000	Transportation (O&M)	CF	9300003342	10/31/2012	18.93
55000000	Transportation (O&M)	CF	9300003342	10/31/2012	(18.93)
55000000	Transportation (O&M)	CF	9300003343	10/31/2012	(24.16)
55000000	Transportation (O&M)	CF	9300003343	10/31/2012	24.16
55000000	Transportation (O&M)	CF	9300003344	10/31/2012	58.47
55000000	Transportation (O&M)	CF	9300003344	10/31/2012	(58.47)
55000000	Transportation (O&M)	CF	9300003345	10/31/2012	128.61
55000000	Transportation (O&M)	CF	9300003345	10/31/2012	(128.61)
55000000	Transportation (O&M)	CF	9300003346	10/31/2012	495.91
55000000	Transportation (O&M)	CF	9300003346	10/31/2012	(495.91)
55000000	Transportation (O&M)	CF	9300003347	10/31/2012	5.73
55000000	Transportation (O&M)	CF	9300003347	10/31/2012	(5.73)
55000000	Transportation (O&M)	CF	9300003348	10/31/2012	136.09
55000000	Transportation (O&M)	CF	9300003348	10/31/2012	(136.09)
55000000	Transportation (O&M)	CF	9300003349	10/31/2012	32.57
55000000	Transportation (O&M)	CF	9300003349	10/31/2012	(32.57)
55000000	Transportation (O&M)	CF	9300003350	10/31/2012	(29.36)
55000000	Transportation (O&M)	CF	9300003350	10/31/2012	29.36
55000000	Transportation (O&M)	CF	9300003351	10/31/2012	751.47

Kentucky American Water Company  
Case No. 2012-00520  
Response to PSC DR1, Item 31

Account	Description	Doc Type	Document Number	Posting Date	Amount
55000000	Transportation (O&M)	CF	9300003351	10/31/2012	(751.47)
55000000	Transportation (O&M)	CF	9300003352	10/31/2012	2.44
55000000	Transportation (O&M)	CF	9300003352	10/31/2012	(2.44)
55000000	Transportation (O&M)	CF	9300003353	10/31/2012	8.58
55000000	Transportation (O&M)	CF	9300003353	10/31/2012	(8.58)
55000000	Transportation (O&M)	CF	9300003354	10/31/2012	313.34
55000000	Transportation (O&M)	CF	9300003354	10/31/2012	(313.34)
55000000	Transportation (O&M)	CF	9300003355	10/31/2012	1.82
55000000	Transportation (O&M)	CF	9300003355	10/31/2012	(1.82)
55000000	Transportation (O&M)	CF	9300003356	10/31/2012	6.85
55000000	Transportation (O&M)	CF	9300003356	10/31/2012	(6.85)
55000000	Transportation (O&M)	CF	9300003357	10/31/2012	81.69
55000000	Transportation (O&M)	CF	9300003357	10/31/2012	(81.69)
55000000	Transportation (O&M)	CF	9300003358	10/31/2012	171.37
55000000	Transportation (O&M)	CF	9300003358	10/31/2012	(171.37)
55000000	Transportation (O&M)	CF	9300003359	10/31/2012	19.63
55000000	Transportation (O&M)	CF	9300003359	10/31/2012	(19.63)
55000000	Transportation (O&M)	CF	9300003360	10/31/2012	18.21
55000000	Transportation (O&M)	CF	9300003360	10/31/2012	(18.21)
55000000	Transportation (O&M)	CF	9300003361	10/31/2012	35.20
55000000	Transportation (O&M)	CF	9300003361	10/31/2012	(35.20)
55000000	Transportation (O&M)	CF	9300003362	10/31/2012	171.87
55000000	Transportation (O&M)	CF	9300003362	10/31/2012	(171.87)
55000000	Transportation (O&M)	CF	9300003363	10/31/2012	(68.33)
55000000	Transportation (O&M)	CF	9300003363	10/31/2012	68.33
55000000	Transportation (O&M)	CF	9300003364	10/31/2012	25.32
55000000	Transportation (O&M)	CF	9300003364	10/31/2012	(25.32)
55000000	Transportation (O&M)	CF	9300003365	10/31/2012	2.79
55000000	Transportation (O&M)	CF	9300003365	10/31/2012	(2.79)
55000000	Transportation (O&M)	CF	9300003366	10/31/2012	8.57
55000000	Transportation (O&M)	CF	9300003366	10/31/2012	(8.57)
55000000	Transportation (O&M)	CF	9300003367	10/31/2012	106.10
55000000	Transportation (O&M)	CF	9300003367	10/31/2012	(106.10)
55000000	Transportation (O&M)	CF	9300003368	10/31/2012	19.72
55000000	Transportation (O&M)	CF	9300003368	10/31/2012	(19.72)
55000000	Transportation (O&M)	CF	9300003372	10/31/2012	(801.32)
55000000	Transportation (O&M)	CF	9300003372	10/31/2012	801.32
55000000	Transportation (O&M)	CF	9300003373	10/31/2012	(26.06)
55000000	Transportation (O&M)	CF	9300003373	10/31/2012	26.06
55000000	Transportation (O&M)	CF	9300003374	10/31/2012	(82.69)
55000000	Transportation (O&M)	CF	9300003374	10/31/2012	82.69
55000000	Transportation (O&M)	CF	9300003378	10/31/2012	(1,934.47)
55000000	Transportation (O&M)	CF	9300003378	10/31/2012	1,934.47
55000000	Transportation (O&M)	CF	9300003381	10/31/2012	(256.84)
55000000	Transportation (O&M)	CF	9300003381	10/31/2012	256.84
55000000	Transportation (O&M)	CF	9300003383	10/31/2012	(744.94)
55000000	Transportation (O&M)	CF	9300003383	10/31/2012	744.94
55000000	Transportation (O&M)	CF	9300003384	10/31/2012	14.26
55000000	Transportation (O&M)	CF	9300003384	10/31/2012	(14.26)
55000000	Transportation (O&M)	CF	9300003387	10/31/2012	(1,130.80)
55000000	Transportation (O&M)	CF	9300003387	10/31/2012	1,130.80
55000000	Transportation (O&M)	CF	9300003390	10/31/2012	(88.05)
55000000	Transportation (O&M)	CF	9300003390	10/31/2012	88.05

Kentucky American Water Company  
Case No. 2012-00520  
Response to PSC DR1, Item 31

Account	Description	Doc Type	Document Number	Posting Date	Amount
55000000	Transportation (O&M)	CF	9300003392	10/31/2012	(4.94)
55000000	Transportation (O&M)	CF	9300003392	10/31/2012	4.94
55000000	Transportation (O&M)	CF	9300003395	10/31/2012	(141.85)
55000000	Transportation (O&M)	CF	9300003395	10/31/2012	141.85
55000000	Transportation (O&M)	CF	9300003396	10/31/2012	(235.29)
55000000	Transportation (O&M)	CF	9300003396	10/31/2012	235.29
55000000	Transportation (O&M)	CF	9300003399	10/31/2012	(22.00)
55000000	Transportation (O&M)	CF	9300003399	10/31/2012	22.00
55000000	Transportation (O&M)	CF	9300003400	10/31/2012	(1,041.11)
55000000	Transportation (O&M)	CF	9300003400	10/31/2012	1,041.11
55000000	Transportation (O&M)	CF	9300003402	10/31/2012	(2,941.33)
55000000	Transportation (O&M)	CF	9300003402	10/31/2012	2,941.33
55000000	Transportation (O&M)	CF	9300003403	10/31/2012	1.19
55000000	Transportation (O&M)	CF	9300003403	10/31/2012	(1.19)
55000000	Transportation (O&M)	CF	9300003404	10/31/2012	(2.97)
55000000	Transportation (O&M)	CF	9300003404	10/31/2012	2.97
55000000	Transportation (O&M)	CF	9300003405	10/31/2012	(148.23)
55000000	Transportation (O&M)	CF	9300003405	10/31/2012	148.23
55000000	Transportation (O&M)	CF	9300003406	10/31/2012	(1.09)
55000000	Transportation (O&M)	CF	9300003406	10/31/2012	1.09
55000000	Transportation (O&M)	CF	9300003409	10/31/2012	(1,274.69)
55000000	Transportation (O&M)	CF	9300003409	10/31/2012	1,274.69
55000000	Transportation (O&M)	CF	9300003413	10/31/2012	(509.00)
55000000	Transportation (O&M)	CF	9300003413	10/31/2012	509.00
55000000	Transportation (O&M)	CF	9300003416	10/31/2012	(1,457.55)
55000000	Transportation (O&M)	CF	9300003416	10/31/2012	1,457.55
55000000	Transportation (O&M)	CF	9300003417	10/31/2012	(275.15)
55000000	Transportation (O&M)	CF	9300003417	10/31/2012	275.15
55000000	Transportation (O&M)	CF	9300003418	10/31/2012	(149.54)
55000000	Transportation (O&M)	CF	9300003418	10/31/2012	149.54
55000000	Transportation (O&M)	CF	9300003419	10/31/2012	(1,088.84)
55000000	Transportation (O&M)	CF	9300003419	10/31/2012	1,088.84
55000000	Transportation (O&M)	CF	9300003423	10/31/2012	(5,628.99)
55000000	Transportation (O&M)	CF	9300003423	10/31/2012	5,628.99
55000000	Transportation (O&M)	CF	9300003424	10/31/2012	(1,025.25)
55000000	Transportation (O&M)	CF	9300003424	10/31/2012	1,025.25
55000000	Transportation (O&M)	CF	9300003425	10/31/2012	(87.36)
55000000	Transportation (O&M)	CF	9300003425	10/31/2012	87.36
55000000	Transportation (O&M)	CF	9300003426	10/31/2012	7.13
55000000	Transportation (O&M)	CF	9300003426	10/31/2012	(7.13)
55000000	Transportation (O&M)	CF	9300003427	10/31/2012	(183.99)
55000000	Transportation (O&M)	CF	9300003427	10/31/2012	183.99
55000000	Transportation (O&M)	CF	9300003429	10/31/2012	(22.34)
55000000	Transportation (O&M)	CF	9300003429	10/31/2012	22.34
55000000	Transportation (O&M)	CF	9300003431	10/31/2012	(158.64)
55000000	Transportation (O&M)	CF	9300003431	10/31/2012	158.64
55000000	Transportation (O&M)	CF	9300003433	10/31/2012	(187.50)
55000000	Transportation (O&M)	CF	9300003433	10/31/2012	187.50
55000000	Transportation (O&M)	CF	9300003434	10/31/2012	(103.58)
55000000	Transportation (O&M)	CF	9300003434	10/31/2012	103.58
55000000	Transportation (O&M)	CF	9300003436	10/31/2012	(4,910.74)
55000000	Transportation (O&M)	CF	9300003436	10/31/2012	4,910.74
55000000	Transportation (O&M)	CF	9300003437	10/31/2012	(332.02)



## Kentucky American Water Company

Case No. 2012-00520

Response to PSC DR1, Item 31

Account	Description	Doc Type	Document Number	Posting Date	Amount
55000000	Transportation (O&M)	CF	9300003437	10/31/2012	332.02
55000000	Transportation (O&M)	CF	9300003439	10/31/2012	(186.55)
55000000	Transportation (O&M)	CF	9300003439	10/31/2012	186.55
55000000	Transportation (O&M)	CF	9300003440	10/31/2012	(950.67)
55000000	Transportation (O&M)	CF	9300003440	10/31/2012	950.67
55000000	Transportation (O&M)	CS	9300002951	10/31/2012	(1,147.80)
55000000	Transportation (O&M)	CS	9300002917	10/31/2012	(42.50)
55000014	Trans Oper TD	CS	9300002951	10/31/2012	1,147.80
55000016	Trans Oper AG	CS	9300002917	10/31/2012	42.50
55000100	Trans Cap Credits	UT	9300002864	10/31/2012	10.83
55000100	Trans Cap Credits	UT	9300003063	10/31/2012	(526.84)
55000100	Trans Cap Credits	UT	9300003370	10/31/2012	(1,329.78)
55000100	Trans Cap Credits	UT	9300002863	10/31/2012	(1.96)
55000100	Trans Cap Credits	UT	9300003062	10/31/2012	(9.03)
55000100	Trans Cap Credits	UT	9300003369	10/31/2012	(28.29)
55000100	Trans Cap Credits	UZ	2000000364	10/31/2012	(30.99)
55000100	Trans Cap Credits	UZ	2000000364	10/31/2012	(127.80)
55000100	Trans Cap Credits	UZ	2000000364	10/31/2012	48.83
55000100	Trans Cap Credits	UZ	2000000364	10/31/2012	(92.11)
55000100	Trans Cap Credits	UZ	2000000364	10/31/2012	(214.08)
55000100	Trans Cap Credits	UZ	2000000364	10/31/2012	80.58
55000100	Trans Cap Credits	UZ	2000000364	10/31/2012	27.74
55000100	Trans Cap Credits	UZ	2000000365	10/31/2012	21.47
55000100	Trans Cap Credits	UZ	2000000365	10/31/2012	11.68
55000100	Trans Cap Credits	UZ	2000000364	10/31/2012	(3.88)
55000100	Trans Cap Credits	UZ	2000000365	10/31/2012	24.81
55000100	Trans Cap Credits	UZ	2000000365	10/31/2012	9.51
55000100	Trans Cap Credits	UZ	2000000365	10/31/2012	(27.11)
55000100	Trans Cap Credits	UZ	2000000364	10/31/2012	(46.19)
55000100	Trans Cap Credits	UZ	2000000364	10/31/2012	14.48
55000100	Trans Cap Credits	UZ	2000000365	10/31/2012	(4.73)
55000100	Trans Cap Credits	UZ	2000000364	10/31/2012	33.05
55000100	Trans Cap Credits	UZ	2000000364	10/31/2012	(73.54)
55000100	Trans Cap Credits	UZ	2000000365	10/31/2012	(176.82)
55000100	Trans Cap Credits	UZ	2000000364	10/31/2012	6.48
55000100	Trans Cap Credits	UZ	2000000364	10/31/2012	(8.72)
55000100	Trans Cap Credits	UZ	2000000364	10/31/2012	30.45
55000100	Trans Cap Credits	UZ	2000000365	10/31/2012	(127.34)
55000100	Trans Cap Credits	UZ	2000000365	10/31/2012	85.39
55000100	Trans Cap Credits	UZ	2000000364	10/31/2012	(66.75)
55000100	Trans Cap Credits	UZ	2000000364	10/31/2012	(58.47)
55000100	Trans Cap Credits	UZ	2000000364	10/31/2012	24.16
55000100	Trans Cap Credits	UZ	2000000365	10/31/2012	(18.93)
55000100	Trans Cap Credits	UZ	2000000365	10/31/2012	5.04
55000100	Trans Cap Credits	UZ	2000000364	10/31/2012	(128.61)
55000100	Trans Cap Credits	UZ	2000000365	10/31/2012	(5.73)
55000100	Trans Cap Credits	UZ	2000000365	10/31/2012	(495.91)
55000100	Trans Cap Credits	UZ	2000000364	10/31/2012	(136.09)
55000100	Trans Cap Credits	UZ	2000000364	10/31/2012	(1.82)
55000100	Trans Cap Credits	UZ	2000000364	10/31/2012	(313.34)
55000100	Trans Cap Credits	UZ	2000000364	10/31/2012	(8.58)
55000100	Trans Cap Credits	UZ	2000000364	10/31/2012	(2.44)
55000100	Trans Cap Credits	UZ	2000000364	10/31/2012	(751.47)

## Kentucky American Water Company

Case No. 2012-00520

Response to PSC DR1, Item 31

Account	Description	Doc Type	Document Number	Posting Date	Amount
55000100	Trans Cap Credits	UZ	2000000365	10/31/2012	29.36
55000100	Trans Cap Credits	UZ	2000000364	10/31/2012	(32.57)
55000100	Trans Cap Credits	UZ	2000000364	10/31/2012	(81.69)
55000100	Trans Cap Credits	UZ	2000000364	10/31/2012	(6.85)
55000100	Trans Cap Credits	UZ	2000000364	10/31/2012	(171.37)
55000100	Trans Cap Credits	UZ	2000000364	10/31/2012	(18.21)
55000100	Trans Cap Credits	UZ	2000000364	10/31/2012	(19.63)
55000100	Trans Cap Credits	UZ	2000000364	10/31/2012	(35.20)
55000100	Trans Cap Credits	UZ	2000000364	10/31/2012	(171.87)
55000100	Trans Cap Credits	UZ	2000000364	10/31/2012	68.33
55000100	Trans Cap Credits	UZ	2000000364	10/31/2012	(25.32)
55000100	Trans Cap Credits	UZ	2000000364	10/31/2012	(2.79)
55000100	Trans Cap Credits	UZ	2000000365	10/31/2012	(8.57)
55000100	Trans Cap Credits	UZ	2000000364	10/31/2012	(106.10)
55000100	Trans Cap Credits	UZ	2000000365	10/31/2012	(19.72)
55010100	Trans Lease Costs	SV	100001543	10/31/2012	1,518.90
55010200	Trans Lease Fuel	SV	100001543	10/31/2012	82,149.45
55010200	Trans Lease Fuel	SV	100001543	10/31/2012	13,213.06
55010200	Trans Lease Fuel	SV	100001543	10/31/2012	634.35
55010200	Trans Lease Fuel	SV	100001648	10/31/2012	10,799.53
55010200	Trans Lease Fuel	SV	100001648	10/31/2012	1,725.28
55010200	Trans Lease Fuel	SV	100001648	10/31/2012	102.63
55010300	Trans Lease Maint	SV	100001543	10/31/2012	44,831.68
55010300	Trans Lease Maint	SV	100001543	10/31/2012	2,031.35
55010300	Trans Lease Maint	SV	100001543	10/31/2012	441.27
55010300	Trans Lease Maint	SV	100001543	10/31/2012	(39,306.00)
55010300	Trans Lease Maint	SV	100001640	10/31/2012	1,353.09
55010300	Trans Lease Maint	SV	100001645	10/31/2012	1,911.72
55010300	Trans Lease Maint	CF	9300002952	10/31/2012	(4,477.97)
55010300	Trans Lease Maint	CF	9300002952	10/31/2012	4,477.97
55010300	Trans Lease Maint	CF	9300003121	10/31/2012	(758.96)
55010300	Trans Lease Maint	CF	9300003121	10/31/2012	758.96
55010300	Trans Lease Maint	CF	9300003152	10/31/2012	2,931.59
55010300	Trans Lease Maint	CF	9300003152	10/31/2012	(2,931.59)
55010500	Trans Reimb EE Prsnl	CF	9300002874	10/31/2012	(172.42)
55010500	Trans Reimb EE Prsnl	CF	9300002874	10/31/2012	172.42
55010500	Trans Reimb EE Prsnl	UT	9300002864	10/31/2012	(9.07)
55110000	Ins Vehicle	SA	100001479	10/31/2012	2,949.17
55110000	Ins Vehicle	CF	9300003378	10/31/2012	(2,949.17)
55110000	Ins Vehicle	CF	9300003378	10/31/2012	2,949.17
55710000	Ins General Liabilty	SA	100001475	10/31/2012	66.42
55710000	Ins General Liabilty	SA	100001476	10/31/2012	412.95
55710000	Ins General Liabilty	SA	100001477	10/31/2012	782.78
55710000	Ins General Liabilty	SA	100001480	10/31/2012	824.99
55710000	Ins General Liabilty	SA	100001481	10/31/2012	4,510.47
55710000	Ins General Liabilty	SA	100001483	10/31/2012	17,685.20
55710000	Ins General Liabilty	SA	100001485	10/31/2012	532.99
55710000	Ins General Liabilty	SA	100001486	10/31/2012	146.85
55710000	Ins General Liabilty	SA	100001489	10/31/2012	231.37
55710000	Ins General Liabilty	SA	100001490	10/31/2012	209.59
55710000	Ins General Liabilty	CF	9300003378	10/31/2012	(24,815.80)
55710000	Ins General Liabilty	CF	9300003378	10/31/2012	24,815.80
55710000	Ins General Liabilty	CF	9300003413	10/31/2012	(587.81)

## Kentucky American Water Company

Case No. 2012-00520

Response to PSC DR1, Item 31

Account	Description	Doc Type	Document Number	Posting Date	Amount
55710000	Ins General Liabilty	CF	9300003413	10/31/2012	587.81
55720000	Ins Work Comp	SA	100001482	10/31/2012	13,570.32
55720000	Ins Work Comp	CF	9300002784	10/31/2012	(43.23)
55720000	Ins Work Comp	CF	9300002784	10/31/2012	43.23
55720000	Ins Work Comp	CF	9300002785	10/31/2012	(264.94)
55720000	Ins Work Comp	CF	9300002785	10/31/2012	264.94
55720000	Ins Work Comp	CF	9300002786	10/31/2012	(1.16)
55720000	Ins Work Comp	CF	9300002786	10/31/2012	1.16
55720000	Ins Work Comp	CF	9300002787	10/31/2012	6.91
55720000	Ins Work Comp	CF	9300002787	10/31/2012	(6.91)
55720000	Ins Work Comp	CF	9300002788	10/31/2012	(3.72)
55720000	Ins Work Comp	CF	9300002788	10/31/2012	3.72
55720000	Ins Work Comp	CF	9300002789	10/31/2012	47.56
55720000	Ins Work Comp	CF	9300002789	10/31/2012	(47.56)
55720000	Ins Work Comp	CF	9300002790	10/31/2012	(32.08)
55720000	Ins Work Comp	CF	9300002790	10/31/2012	32.08
55720000	Ins Work Comp	CF	9300002791	10/31/2012	(142.17)
55720000	Ins Work Comp	CF	9300002791	10/31/2012	142.17
55720000	Ins Work Comp	CF	9300002792	10/31/2012	10.80
55720000	Ins Work Comp	CF	9300002792	10/31/2012	(10.80)
55720000	Ins Work Comp	CF	9300002793	10/31/2012	(19.77)
55720000	Ins Work Comp	CF	9300002793	10/31/2012	19.77
55720000	Ins Work Comp	CF	9300002794	10/31/2012	5.76
55720000	Ins Work Comp	CF	9300002794	10/31/2012	(5.76)
55720000	Ins Work Comp	CF	9300002795	10/31/2012	17.17
55720000	Ins Work Comp	CF	9300002795	10/31/2012	(17.17)
55720000	Ins Work Comp	CF	9300002796	10/31/2012	56.54
55720000	Ins Work Comp	CF	9300002796	10/31/2012	(56.54)
55720000	Ins Work Comp	CF	9300002797	10/31/2012	(6.56)
55720000	Ins Work Comp	CF	9300002797	10/31/2012	6.56
55720000	Ins Work Comp	CF	9300002798	10/31/2012	0.96
55720000	Ins Work Comp	CF	9300002798	10/31/2012	(0.96)
55720000	Ins Work Comp	CF	9300002799	10/31/2012	25.74
55720000	Ins Work Comp	CF	9300002799	10/31/2012	(25.74)
55720000	Ins Work Comp	CF	9300002800	10/31/2012	23.85
55720000	Ins Work Comp	CF	9300002800	10/31/2012	(23.85)
55720000	Ins Work Comp	CF	9300002801	10/31/2012	(12.45)
55720000	Ins Work Comp	CF	9300002801	10/31/2012	12.45
55720000	Ins Work Comp	CF	9300002802	10/31/2012	1.03
55720000	Ins Work Comp	CF	9300002802	10/31/2012	(1.03)
55720000	Ins Work Comp	CF	9300002803	10/31/2012	(1.03)
55720000	Ins Work Comp	CF	9300002803	10/31/2012	1.03
55720000	Ins Work Comp	CF	9300002804	10/31/2012	(1.95)
55720000	Ins Work Comp	CF	9300002804	10/31/2012	1.95
55720000	Ins Work Comp	CF	9300002805	10/31/2012	(2.99)
55720000	Ins Work Comp	CF	9300002805	10/31/2012	2.99
55720000	Ins Work Comp	CF	9300002806	10/31/2012	9.91
55720000	Ins Work Comp	CF	9300002806	10/31/2012	(9.91)
55720000	Ins Work Comp	CF	9300002807	10/31/2012	1.29
55720000	Ins Work Comp	CF	9300002807	10/31/2012	(1.29)
55720000	Ins Work Comp	CF	9300002808	10/31/2012	1.72
55720000	Ins Work Comp	CF	9300002808	10/31/2012	(1.72)
55720000	Ins Work Comp	CF	9300002809	10/31/2012	(17.87)

## Kentucky American Water Company

Case No. 2012-00520

Response to PSC DR1, Item 31

Account	Description	Doc Type	Document Number	Posting Date	Amount
55720000	Ins Work Comp	CF	9300002809	10/31/2012	17.87
55720000	Ins Work Comp	CF	9300002810	10/31/2012	(8.08)
55720000	Ins Work Comp	CF	9300002810	10/31/2012	8.08
55720000	Ins Work Comp	CF	9300002811	10/31/2012	(2.48)
55720000	Ins Work Comp	CF	9300002811	10/31/2012	2.48
55720000	Ins Work Comp	CF	9300002812	10/31/2012	(0.41)
55720000	Ins Work Comp	CF	9300002812	10/31/2012	0.41
55720000	Ins Work Comp	CF	9300002813	10/31/2012	1.03
55720000	Ins Work Comp	CF	9300002813	10/31/2012	(1.03)
55720000	Ins Work Comp	CF	9300002814	10/31/2012	(14.79)
55720000	Ins Work Comp	CF	9300002814	10/31/2012	14.79
55720000	Ins Work Comp	CF	9300002815	10/31/2012	(41.66)
55720000	Ins Work Comp	CF	9300002815	10/31/2012	41.66
55720000	Ins Work Comp	CF	9300002816	10/31/2012	(4.96)
55720000	Ins Work Comp	CF	9300002816	10/31/2012	4.96
55720000	Ins Work Comp	CF	9300002817	10/31/2012	3.44
55720000	Ins Work Comp	CF	9300002817	10/31/2012	(3.44)
55720000	Ins Work Comp	CF	9300002818	10/31/2012	(35.76)
55720000	Ins Work Comp	CF	9300002818	10/31/2012	35.76
55720000	Ins Work Comp	CF	9300002819	10/31/2012	39.69
55720000	Ins Work Comp	CF	9300002819	10/31/2012	(39.69)
55720000	Ins Work Comp	CF	9300002820	10/31/2012	(9.70)
55720000	Ins Work Comp	CF	9300002820	10/31/2012	9.70
55720000	Ins Work Comp	CF	9300002821	10/31/2012	1.76
55720000	Ins Work Comp	CF	9300002821	10/31/2012	(1.76)
55720000	Ins Work Comp	CF	9300002822	10/31/2012	1.35
55720000	Ins Work Comp	CF	9300002822	10/31/2012	(1.35)
55720000	Ins Work Comp	CF	9300002823	10/31/2012	(8.10)
55720000	Ins Work Comp	CF	9300002823	10/31/2012	8.10
55720000	Ins Work Comp	CF	9300002824	10/31/2012	(7.46)
55720000	Ins Work Comp	CF	9300002824	10/31/2012	7.46
55720000	Ins Work Comp	CF	9300002825	10/31/2012	(9.64)
55720000	Ins Work Comp	CF	9300002825	10/31/2012	9.64
55720000	Ins Work Comp	CF	9300002826	10/31/2012	(28.01)
55720000	Ins Work Comp	CF	9300002826	10/31/2012	28.01
55720000	Ins Work Comp	CF	9300002827	10/31/2012	6.95
55720000	Ins Work Comp	CF	9300002827	10/31/2012	(6.95)
55720000	Ins Work Comp	CF	9300002828	10/31/2012	(16.97)
55720000	Ins Work Comp	CF	9300002828	10/31/2012	16.97
55720000	Ins Work Comp	CF	9300002829	10/31/2012	35.38
55720000	Ins Work Comp	CF	9300002829	10/31/2012	(35.38)
55720000	Ins Work Comp	CF	9300002830	10/31/2012	(3.30)
55720000	Ins Work Comp	CF	9300002830	10/31/2012	3.30
55720000	Ins Work Comp	CF	9300002831	10/31/2012	(8.62)
55720000	Ins Work Comp	CF	9300002831	10/31/2012	8.62
55720000	Ins Work Comp	CF	9300002832	10/31/2012	(5.03)
55720000	Ins Work Comp	CF	9300002832	10/31/2012	5.03
55720000	Ins Work Comp	CF	9300002833	10/31/2012	8.62
55720000	Ins Work Comp	CF	9300002833	10/31/2012	(8.62)
55720000	Ins Work Comp	CF	9300002834	10/31/2012	5.74
55720000	Ins Work Comp	CF	9300002834	10/31/2012	(5.74)
55720000	Ins Work Comp	CF	9300002835	10/31/2012	(11.49)
55720000	Ins Work Comp	CF	9300002835	10/31/2012	11.49

## Kentucky American Water Company

Case No. 2012-00520

Response to PSC DR1, Item 31

Account	Description	Doc Type	Document Number	Posting Date	Amount
55720000	Ins Work Comp	CF	9300002836	10/31/2012	(33.85)
55720000	Ins Work Comp	CF	9300002836	10/31/2012	33.85
55720000	Ins Work Comp	CF	9300002837	10/31/2012	(29.68)
55720000	Ins Work Comp	CF	9300002837	10/31/2012	29.68
55720000	Ins Work Comp	CF	9300002838	10/31/2012	33.59
55720000	Ins Work Comp	CF	9300002838	10/31/2012	(33.59)
55720000	Ins Work Comp	CF	9300002839	10/31/2012	1.73
55720000	Ins Work Comp	CF	9300002839	10/31/2012	(1.73)
55720000	Ins Work Comp	CF	9300002840	10/31/2012	(1.75)
55720000	Ins Work Comp	CF	9300002840	10/31/2012	1.75
55720000	Ins Work Comp	CF	9300002841	10/31/2012	6.58
55720000	Ins Work Comp	CF	9300002841	10/31/2012	(6.58)
55720000	Ins Work Comp	CF	9300002842	10/31/2012	(8.40)
55720000	Ins Work Comp	CF	9300002842	10/31/2012	8.40
55720000	Ins Work Comp	CF	9300002843	10/31/2012	(17.85)
55720000	Ins Work Comp	CF	9300002843	10/31/2012	17.85
55720000	Ins Work Comp	CF	9300002844	10/31/2012	(2.48)
55720000	Ins Work Comp	CF	9300002844	10/31/2012	2.48
55720000	Ins Work Comp	CF	9300002845	10/31/2012	17.68
55720000	Ins Work Comp	CF	9300002845	10/31/2012	(17.68)
55720000	Ins Work Comp	CF	9300002846	10/31/2012	5.37
55720000	Ins Work Comp	CF	9300002846	10/31/2012	(5.37)
55720000	Ins Work Comp	CF	9300002847	10/31/2012	3.62
55720000	Ins Work Comp	CF	9300002847	10/31/2012	(3.62)
55720000	Ins Work Comp	CF	9300002848	10/31/2012	(51.27)
55720000	Ins Work Comp	CF	9300002848	10/31/2012	51.27
55720000	Ins Work Comp	CF	9300002849	10/31/2012	37.70
55720000	Ins Work Comp	CF	9300002849	10/31/2012	(37.70)
55720000	Ins Work Comp	CF	9300002850	10/31/2012	0.85
55720000	Ins Work Comp	CF	9300002850	10/31/2012	(0.85)
55720000	Ins Work Comp	CF	9300002851	10/31/2012	11.20
55720000	Ins Work Comp	CF	9300002851	10/31/2012	(11.20)
55720000	Ins Work Comp	CF	9300002852	10/31/2012	0.63
55720000	Ins Work Comp	CF	9300002852	10/31/2012	(0.63)
55720000	Ins Work Comp	CF	9300002853	10/31/2012	(3.46)
55720000	Ins Work Comp	CF	9300002853	10/31/2012	3.46
55720000	Ins Work Comp	CF	9300002854	10/31/2012	(35.11)
55720000	Ins Work Comp	CF	9300002854	10/31/2012	35.11
55720000	Ins Work Comp	CF	9300002855	10/31/2012	1.68
55720000	Ins Work Comp	CF	9300002855	10/31/2012	(1.68)
55720000	Ins Work Comp	CF	9300002856	10/31/2012	8.19
55720000	Ins Work Comp	CF	9300002856	10/31/2012	(8.19)
55720000	Ins Work Comp	CF	9300002857	10/31/2012	20.10
55720000	Ins Work Comp	CF	9300002857	10/31/2012	(20.10)
55720000	Ins Work Comp	CF	9300002858	10/31/2012	(23.75)
55720000	Ins Work Comp	CF	9300002858	10/31/2012	23.75
55720000	Ins Work Comp	CF	9300002859	10/31/2012	(2.23)
55720000	Ins Work Comp	CF	9300002859	10/31/2012	2.23
55720000	Ins Work Comp	CF	9300002860	10/31/2012	(0.74)
55720000	Ins Work Comp	CF	9300002860	10/31/2012	0.74
55720000	Ins Work Comp	CF	9300002861	10/31/2012	2.98
55720000	Ins Work Comp	CF	9300002861	10/31/2012	(2.98)
55720000	Ins Work Comp	CF	9300002862	10/31/2012	(6.93)

## Kentucky American Water Company

Case No. 2012-00520

Response to PSC DR1, Item 31

Account	Description	Doc Type	Document Number	Posting Date	Amount
55720000	Ins Work Comp	CF	9300002862	10/31/2012	6.93
55720000	Ins Work Comp	CF	9300002866	10/31/2012	43.23
55720000	Ins Work Comp	CF	9300002866	10/31/2012	(43.23)
55720000	Ins Work Comp	CF	9300002868	10/31/2012	1.16
55720000	Ins Work Comp	CF	9300002868	10/31/2012	(1.16)
55720000	Ins Work Comp	CF	9300002870	10/31/2012	(6.91)
55720000	Ins Work Comp	CF	9300002870	10/31/2012	6.91
55720000	Ins Work Comp	CF	9300002874	10/31/2012	(9.91)
55720000	Ins Work Comp	CF	9300002874	10/31/2012	9.91
55720000	Ins Work Comp	CF	9300002880	10/31/2012	12.45
55720000	Ins Work Comp	CF	9300002880	10/31/2012	(12.45)
55720000	Ins Work Comp	CF	9300002882	10/31/2012	1.03
55720000	Ins Work Comp	CF	9300002882	10/31/2012	(1.03)
55720000	Ins Work Comp	CF	9300002885	10/31/2012	4.96
55720000	Ins Work Comp	CF	9300002885	10/31/2012	(4.96)
55720000	Ins Work Comp	CF	9300002887	10/31/2012	3.72
55720000	Ins Work Comp	CF	9300002887	10/31/2012	(3.72)
55720000	Ins Work Comp	CF	9300002889	10/31/2012	32.08
55720000	Ins Work Comp	CF	9300002889	10/31/2012	(32.08)
55720000	Ins Work Comp	CF	9300002891	10/31/2012	(1.72)
55720000	Ins Work Comp	CF	9300002891	10/31/2012	1.72
55720000	Ins Work Comp	CF	9300002893	10/31/2012	(5.76)
55720000	Ins Work Comp	CF	9300002893	10/31/2012	5.76
55720000	Ins Work Comp	CF	9300002895	10/31/2012	2.99
55720000	Ins Work Comp	CF	9300002895	10/31/2012	(2.99)
55720000	Ins Work Comp	CF	9300002897	10/31/2012	(1.29)
55720000	Ins Work Comp	CF	9300002897	10/31/2012	1.29
55720000	Ins Work Comp	CF	9300002902	10/31/2012	(56.54)
55720000	Ins Work Comp	CF	9300002902	10/31/2012	56.54
55720000	Ins Work Comp	CF	9300002905	10/31/2012	0.41
55720000	Ins Work Comp	CF	9300002905	10/31/2012	(0.41)
55720000	Ins Work Comp	CF	9300002907	10/31/2012	(1.03)
55720000	Ins Work Comp	CF	9300002907	10/31/2012	1.03
55720000	Ins Work Comp	CF	9300002909	10/31/2012	14.79
55720000	Ins Work Comp	CF	9300002909	10/31/2012	(14.79)
55720000	Ins Work Comp	CF	9300002911	10/31/2012	6.56
55720000	Ins Work Comp	CF	9300002911	10/31/2012	(6.56)
55720000	Ins Work Comp	CF	9300002916	10/31/2012	(25.74)
55720000	Ins Work Comp	CF	9300002916	10/31/2012	25.74
55720000	Ins Work Comp	CF	9300002918	10/31/2012	1.95
55720000	Ins Work Comp	CF	9300002918	10/31/2012	(1.95)
55720000	Ins Work Comp	CF	9300002920	10/31/2012	(47.56)
55720000	Ins Work Comp	CF	9300002920	10/31/2012	47.56
55720000	Ins Work Comp	CF	9300002923	10/31/2012	(17.17)
55720000	Ins Work Comp	CF	9300002923	10/31/2012	17.17
55720000	Ins Work Comp	CF	9300002925	10/31/2012	41.66
55720000	Ins Work Comp	CF	9300002925	10/31/2012	(41.66)
55720000	Ins Work Comp	CF	9300002927	10/31/2012	35.76
55720000	Ins Work Comp	CF	9300002927	10/31/2012	(35.76)
55720000	Ins Work Comp	CF	9300002932	10/31/2012	264.94
55720000	Ins Work Comp	CF	9300002932	10/31/2012	(264.94)
55720000	Ins Work Comp	CF	9300002935	10/31/2012	(23.85)
55720000	Ins Work Comp	CF	9300002935	10/31/2012	23.85

## Kentucky American Water Company

Case No. 2012-00520

Response to PSC DR1, Item 31

Account	Description	Doc Type	Document Number	Posting Date	Amount
55720000	Ins Work Comp	CF	9300002937	10/31/2012	8.08
55720000	Ins Work Comp	CF	9300002937	10/31/2012	(8.08)
55720000	Ins Work Comp	CF	9300002939	10/31/2012	2.48
55720000	Ins Work Comp	CF	9300002939	10/31/2012	(2.48)
55720000	Ins Work Comp	CF	9300002941	10/31/2012	(3.44)
55720000	Ins Work Comp	CF	9300002941	10/31/2012	3.44
55720000	Ins Work Comp	CF	9300002943	10/31/2012	(0.96)
55720000	Ins Work Comp	CF	9300002943	10/31/2012	0.96
55720000	Ins Work Comp	CF	9300002946	10/31/2012	(10.80)
55720000	Ins Work Comp	CF	9300002946	10/31/2012	10.80
55720000	Ins Work Comp	CF	9300002948	10/31/2012	(1.03)
55720000	Ins Work Comp	CF	9300002948	10/31/2012	1.03
55720000	Ins Work Comp	CF	9300002952	10/31/2012	142.17
55720000	Ins Work Comp	CF	9300002952	10/31/2012	(142.17)
55720000	Ins Work Comp	CF	9300002954	10/31/2012	19.77
55720000	Ins Work Comp	CF	9300002954	10/31/2012	(19.77)
55720000	Ins Work Comp	CF	9300002956	10/31/2012	17.87
55720000	Ins Work Comp	CF	9300002956	10/31/2012	(17.87)
55720000	Ins Work Comp	CF	9300002958	10/31/2012	(39.69)
55720000	Ins Work Comp	CF	9300002958	10/31/2012	39.69
55720000	Ins Work Comp	CF	9300002990	10/31/2012	321.75
55720000	Ins Work Comp	CF	9300002990	10/31/2012	(321.75)
55720000	Ins Work Comp	CF	9300002991	10/31/2012	36.00
55720000	Ins Work Comp	CF	9300002991	10/31/2012	(36.00)
55720000	Ins Work Comp	CF	9300002992	10/31/2012	2,221.42
55720000	Ins Work Comp	CF	9300002992	10/31/2012	(2,221.42)
55720000	Ins Work Comp	CF	9300002993	10/31/2012	10.22
55720000	Ins Work Comp	CF	9300002993	10/31/2012	(10.22)
55720000	Ins Work Comp	CF	9300002994	10/31/2012	21.83
55720000	Ins Work Comp	CF	9300002994	10/31/2012	(21.83)
55720000	Ins Work Comp	CF	9300002995	10/31/2012	396.75
55720000	Ins Work Comp	CF	9300002995	10/31/2012	(396.75)
55720000	Ins Work Comp	CF	9300002996	10/31/2012	459.04
55720000	Ins Work Comp	CF	9300002996	10/31/2012	(459.04)
55720000	Ins Work Comp	CF	9300002997	10/31/2012	62.68
55720000	Ins Work Comp	CF	9300002997	10/31/2012	(62.68)
55720000	Ins Work Comp	CF	9300002998	10/31/2012	1,813.14
55720000	Ins Work Comp	CF	9300002998	10/31/2012	(1,813.14)
55720000	Ins Work Comp	CF	9300002999	10/31/2012	44.34
55720000	Ins Work Comp	CF	9300002999	10/31/2012	(44.34)
55720000	Ins Work Comp	CF	9300003000	10/31/2012	135.17
55720000	Ins Work Comp	CF	9300003000	10/31/2012	(135.17)
55720000	Ins Work Comp	CF	9300003001	10/31/2012	43.54
55720000	Ins Work Comp	CF	9300003001	10/31/2012	(43.54)
55720000	Ins Work Comp	CF	9300003002	10/31/2012	78.46
55720000	Ins Work Comp	CF	9300003002	10/31/2012	(78.46)
55720000	Ins Work Comp	CF	9300003003	10/31/2012	965.78
55720000	Ins Work Comp	CF	9300003003	10/31/2012	(965.78)
55720000	Ins Work Comp	CF	9300003004	10/31/2012	6.94
55720000	Ins Work Comp	CF	9300003004	10/31/2012	(6.94)
55720000	Ins Work Comp	CF	9300003005	10/31/2012	6.81
55720000	Ins Work Comp	CF	9300003005	10/31/2012	(6.81)
55720000	Ins Work Comp	CF	9300003006	10/31/2012	417.31

## Kentucky American Water Company

Case No. 2012-00520

Response to PSC DR1, Item 31

Account	Description	Doc Type	Document Number	Posting Date	Amount
55720000	Ins Work Comp	CF	9300003006	10/31/2012	(417.31)
55720000	Ins Work Comp	CF	9300003007	10/31/2012	332.50
55720000	Ins Work Comp	CF	9300003007	10/31/2012	(332.50)
55720000	Ins Work Comp	CF	9300003008	10/31/2012	101.72
55720000	Ins Work Comp	CF	9300003008	10/31/2012	(101.72)
55720000	Ins Work Comp	CF	9300003009	10/31/2012	64.14
55720000	Ins Work Comp	CF	9300003009	10/31/2012	(64.14)
55720000	Ins Work Comp	CF	9300003010	10/31/2012	259.95
55720000	Ins Work Comp	CF	9300003010	10/31/2012	(259.95)
55720000	Ins Work Comp	CF	9300003011	10/31/2012	178.86
55720000	Ins Work Comp	CF	9300003011	10/31/2012	(178.86)
55720000	Ins Work Comp	CF	9300003012	10/31/2012	10.64
55720000	Ins Work Comp	CF	9300003012	10/31/2012	(10.64)
55720000	Ins Work Comp	CF	9300003013	10/31/2012	662.46
55720000	Ins Work Comp	CF	9300003013	10/31/2012	(662.46)
55720000	Ins Work Comp	CF	9300003014	10/31/2012	360.57
55720000	Ins Work Comp	CF	9300003014	10/31/2012	(360.57)
55720000	Ins Work Comp	CF	9300003015	10/31/2012	82.71
55720000	Ins Work Comp	CF	9300003015	10/31/2012	(82.71)
55720000	Ins Work Comp	CF	9300003016	10/31/2012	38.44
55720000	Ins Work Comp	CF	9300003016	10/31/2012	(38.44)
55720000	Ins Work Comp	CF	9300003017	10/31/2012	66.31
55720000	Ins Work Comp	CF	9300003017	10/31/2012	(66.31)
55720000	Ins Work Comp	CF	9300003018	10/31/2012	93.64
55720000	Ins Work Comp	CF	9300003018	10/31/2012	(93.64)
55720000	Ins Work Comp	CF	9300003019	10/31/2012	60.51
55720000	Ins Work Comp	CF	9300003019	10/31/2012	(60.51)
55720000	Ins Work Comp	CF	9300003020	10/31/2012	414.21
55720000	Ins Work Comp	CF	9300003020	10/31/2012	(414.21)
55720000	Ins Work Comp	CF	9300003021	10/31/2012	81.78
55720000	Ins Work Comp	CF	9300003021	10/31/2012	(81.78)
55720000	Ins Work Comp	CF	9300003022	10/31/2012	290.74
55720000	Ins Work Comp	CF	9300003022	10/31/2012	(290.74)
55720000	Ins Work Comp	CF	9300003023	10/31/2012	471.53
55720000	Ins Work Comp	CF	9300003023	10/31/2012	(471.53)
55720000	Ins Work Comp	CF	9300003024	10/31/2012	8.07
55720000	Ins Work Comp	CF	9300003024	10/31/2012	(8.07)
55720000	Ins Work Comp	CF	9300003025	10/31/2012	4.04
55720000	Ins Work Comp	CF	9300003025	10/31/2012	(4.04)
55720000	Ins Work Comp	CF	9300003026	10/31/2012	67.46
55720000	Ins Work Comp	CF	9300003026	10/31/2012	(67.46)
55720000	Ins Work Comp	CF	9300003027	10/31/2012	32.01
55720000	Ins Work Comp	CF	9300003027	10/31/2012	(32.01)
55720000	Ins Work Comp	CF	9300003028	10/31/2012	9.04
55720000	Ins Work Comp	CF	9300003028	10/31/2012	(9.04)
55720000	Ins Work Comp	CF	9300003029	10/31/2012	10.77
55720000	Ins Work Comp	CF	9300003029	10/31/2012	(10.77)
55720000	Ins Work Comp	CF	9300003030	10/31/2012	9.42
55720000	Ins Work Comp	CF	9300003030	10/31/2012	(9.42)
55720000	Ins Work Comp	CF	9300003031	10/31/2012	16.05
55720000	Ins Work Comp	CF	9300003031	10/31/2012	(16.05)
55720000	Ins Work Comp	CF	9300003032	10/31/2012	52.84
55720000	Ins Work Comp	CF	9300003032	10/31/2012	(52.84)



## Kentucky American Water Company

Case No. 2012-00520

Response to PSC DR1, Item 31

Account	Description	Doc Type	Document Number	Posting Date	Amount
55720000	Ins Work Comp	CF	9300003033	10/31/2012	19.82
55720000	Ins Work Comp	CF	9300003033	10/31/2012	(19.82)
55720000	Ins Work Comp	CF	9300003034	10/31/2012	1.64
55720000	Ins Work Comp	CF	9300003034	10/31/2012	(1.64)
55720000	Ins Work Comp	CF	9300003035	10/31/2012	23.27
55720000	Ins Work Comp	CF	9300003035	10/31/2012	(23.27)
55720000	Ins Work Comp	CF	9300003036	10/31/2012	3.03
55720000	Ins Work Comp	CF	9300003036	10/31/2012	(3.03)
55720000	Ins Work Comp	CF	9300003037	10/31/2012	(2.25)
55720000	Ins Work Comp	CF	9300003037	10/31/2012	2.25
55720000	Ins Work Comp	CF	9300003038	10/31/2012	10.67
55720000	Ins Work Comp	CF	9300003038	10/31/2012	(10.67)
55720000	Ins Work Comp	CF	9300003039	10/31/2012	21.47
55720000	Ins Work Comp	CF	9300003039	10/31/2012	(21.47)
55720000	Ins Work Comp	CF	9300003040	10/31/2012	38.17
55720000	Ins Work Comp	CF	9300003040	10/31/2012	(38.17)
55720000	Ins Work Comp	CF	9300003041	10/31/2012	47.18
55720000	Ins Work Comp	CF	9300003041	10/31/2012	(47.18)
55720000	Ins Work Comp	CF	9300003042	10/31/2012	154.69
55720000	Ins Work Comp	CF	9300003042	10/31/2012	(154.69)
55720000	Ins Work Comp	CF	9300003043	10/31/2012	1.99
55720000	Ins Work Comp	CF	9300003043	10/31/2012	(1.99)
55720000	Ins Work Comp	CF	9300003044	10/31/2012	41.93
55720000	Ins Work Comp	CF	9300003044	10/31/2012	(41.93)
55720000	Ins Work Comp	CF	9300003045	10/31/2012	7.70
55720000	Ins Work Comp	CF	9300003045	10/31/2012	(7.70)
55720000	Ins Work Comp	CF	9300003046	10/31/2012	41.07
55720000	Ins Work Comp	CF	9300003046	10/31/2012	(41.07)
55720000	Ins Work Comp	CF	9300003047	10/31/2012	223.49
55720000	Ins Work Comp	CF	9300003047	10/31/2012	(223.49)
55720000	Ins Work Comp	CF	9300003048	10/31/2012	2.99
55720000	Ins Work Comp	CF	9300003048	10/31/2012	(2.99)
55720000	Ins Work Comp	CF	9300003049	10/31/2012	97.71
55720000	Ins Work Comp	CF	9300003049	10/31/2012	(97.71)
55720000	Ins Work Comp	CF	9300003050	10/31/2012	2.38
55720000	Ins Work Comp	CF	9300003050	10/31/2012	(2.38)
55720000	Ins Work Comp	CF	9300003051	10/31/2012	31.85
55720000	Ins Work Comp	CF	9300003051	10/31/2012	(31.85)
55720000	Ins Work Comp	CF	9300003052	10/31/2012	94.67
55720000	Ins Work Comp	CF	9300003052	10/31/2012	(94.67)
55720000	Ins Work Comp	CF	9300003053	10/31/2012	5.14
55720000	Ins Work Comp	CF	9300003053	10/31/2012	(5.14)
55720000	Ins Work Comp	CF	9300003054	10/31/2012	6.33
55720000	Ins Work Comp	CF	9300003054	10/31/2012	(6.33)
55720000	Ins Work Comp	CF	9300003055	10/31/2012	4.04
55720000	Ins Work Comp	CF	9300003055	10/31/2012	(4.04)
55720000	Ins Work Comp	CF	9300003056	10/31/2012	39.63
55720000	Ins Work Comp	CF	9300003056	10/31/2012	(39.63)
55720000	Ins Work Comp	CF	9300003057	10/31/2012	11.03
55720000	Ins Work Comp	CF	9300003057	10/31/2012	(11.03)
55720000	Ins Work Comp	CF	9300003058	10/31/2012	1.71
55720000	Ins Work Comp	CF	9300003058	10/31/2012	(1.71)
55720000	Ins Work Comp	CF	9300003059	10/31/2012	43.81

## Kentucky American Water Company

Case No. 2012-00520

Response to PSC DR1, Item 31

Account	Description	Doc Type	Document Number	Posting Date	Amount
55720000	Ins Work Comp	CF	9300003059	10/31/2012	(43.81)
55720000	Ins Work Comp	CF	9300003060	10/31/2012	6.85
55720000	Ins Work Comp	CF	9300003060	10/31/2012	(6.85)
55720000	Ins Work Comp	CF	9300003065	10/31/2012	(321.75)
55720000	Ins Work Comp	CF	9300003065	10/31/2012	321.75
55720000	Ins Work Comp	CF	9300003067	10/31/2012	(10.22)
55720000	Ins Work Comp	CF	9300003067	10/31/2012	10.22
55720000	Ins Work Comp	CF	9300003069	10/31/2012	(21.83)
55720000	Ins Work Comp	CF	9300003069	10/31/2012	21.83
55720000	Ins Work Comp	CF	9300003072	10/31/2012	(662.46)
55720000	Ins Work Comp	CF	9300003072	10/31/2012	662.46
55720000	Ins Work Comp	CF	9300003079	10/31/2012	(101.72)
55720000	Ins Work Comp	CF	9300003079	10/31/2012	101.72
55720000	Ins Work Comp	CF	9300003081	10/31/2012	(259.95)
55720000	Ins Work Comp	CF	9300003081	10/31/2012	259.95
55720000	Ins Work Comp	CF	9300003086	10/31/2012	(396.75)
55720000	Ins Work Comp	CF	9300003086	10/31/2012	396.75
55720000	Ins Work Comp	CF	9300003090	10/31/2012	(62.68)
55720000	Ins Work Comp	CF	9300003090	10/31/2012	62.68
55720000	Ins Work Comp	CF	9300003096	10/31/2012	(43.54)
55720000	Ins Work Comp	CF	9300003096	10/31/2012	43.54
55720000	Ins Work Comp	CF	9300003098	10/31/2012	(81.78)
55720000	Ins Work Comp	CF	9300003098	10/31/2012	81.78
55720000	Ins Work Comp	CF	9300003101	10/31/2012	(10.64)
55720000	Ins Work Comp	CF	9300003101	10/31/2012	10.64
55720000	Ins Work Comp	CF	9300003103	10/31/2012	(360.57)
55720000	Ins Work Comp	CF	9300003103	10/31/2012	360.57
55720000	Ins Work Comp	CF	9300003107	10/31/2012	(965.78)
55720000	Ins Work Comp	CF	9300003107	10/31/2012	965.78
55720000	Ins Work Comp	CF	9300003110	10/31/2012	(66.31)
55720000	Ins Work Comp	CF	9300003110	10/31/2012	66.31
55720000	Ins Work Comp	CF	9300003112	10/31/2012	(6.94)
55720000	Ins Work Comp	CF	9300003112	10/31/2012	6.94
55720000	Ins Work Comp	CF	9300003117	10/31/2012	(417.31)
55720000	Ins Work Comp	CF	9300003117	10/31/2012	417.31
55720000	Ins Work Comp	CF	9300003121	10/31/2012	(178.86)
55720000	Ins Work Comp	CF	9300003121	10/31/2012	178.86
55720000	Ins Work Comp	CF	9300003124	10/31/2012	(459.04)
55720000	Ins Work Comp	CF	9300003124	10/31/2012	459.04
55720000	Ins Work Comp	CF	9300003127	10/31/2012	(78.46)
55720000	Ins Work Comp	CF	9300003127	10/31/2012	78.46
55720000	Ins Work Comp	CF	9300003129	10/31/2012	(93.64)
55720000	Ins Work Comp	CF	9300003129	10/31/2012	93.64
55720000	Ins Work Comp	CF	9300003131	10/31/2012	(414.21)
55720000	Ins Work Comp	CF	9300003131	10/31/2012	414.21
55720000	Ins Work Comp	CF	9300003135	10/31/2012	(2,221.42)
55720000	Ins Work Comp	CF	9300003135	10/31/2012	2,221.42
55720000	Ins Work Comp	CF	9300003137	10/31/2012	(332.50)
55720000	Ins Work Comp	CF	9300003137	10/31/2012	332.50
55720000	Ins Work Comp	CF	9300003139	10/31/2012	(38.44)
55720000	Ins Work Comp	CF	9300003139	10/31/2012	38.44
55720000	Ins Work Comp	CF	9300003141	10/31/2012	(60.51)
55720000	Ins Work Comp	CF	9300003141	10/31/2012	60.51

## Kentucky American Water Company

Case No. 2012-00520

Response to PSC DR1, Item 31

Account	Description	Doc Type	Document Number	Posting Date	Amount
55720000	Ins Work Comp	CF	9300003143	10/31/2012	(6.81)
55720000	Ins Work Comp	CF	9300003143	10/31/2012	6.81
55720000	Ins Work Comp	CF	9300003146	10/31/2012	(44.34)
55720000	Ins Work Comp	CF	9300003146	10/31/2012	44.34
55720000	Ins Work Comp	CF	9300003148	10/31/2012	(64.14)
55720000	Ins Work Comp	CF	9300003148	10/31/2012	64.14
55720000	Ins Work Comp	CF	9300003150	10/31/2012	(36.00)
55720000	Ins Work Comp	CF	9300003150	10/31/2012	36.00
55720000	Ins Work Comp	CF	9300003152	10/31/2012	(1,813.14)
55720000	Ins Work Comp	CF	9300003152	10/31/2012	1,813.14
55720000	Ins Work Comp	CF	9300003154	10/31/2012	(135.17)
55720000	Ins Work Comp	CF	9300003154	10/31/2012	135.17
55720000	Ins Work Comp	CF	9300003158	10/31/2012	(82.71)
55720000	Ins Work Comp	CF	9300003158	10/31/2012	82.71
55720000	Ins Work Comp	CF	9300003160	10/31/2012	(290.74)
55720000	Ins Work Comp	CF	9300003160	10/31/2012	290.74
55720000	Ins Work Comp	CF	9300003276	10/31/2012	108.92
55720000	Ins Work Comp	CF	9300003276	10/31/2012	(108.92)
55720000	Ins Work Comp	CF	9300003277	10/31/2012	14.08
55720000	Ins Work Comp	CF	9300003277	10/31/2012	(14.08)
55720000	Ins Work Comp	CF	9300003278	10/31/2012	765.11
55720000	Ins Work Comp	CF	9300003278	10/31/2012	(765.11)
55720000	Ins Work Comp	CF	9300003279	10/31/2012	3.54
55720000	Ins Work Comp	CF	9300003279	10/31/2012	(3.54)
55720000	Ins Work Comp	CF	9300003280	10/31/2012	11.24
55720000	Ins Work Comp	CF	9300003280	10/31/2012	(11.24)
55720000	Ins Work Comp	CF	9300003281	10/31/2012	153.70
55720000	Ins Work Comp	CF	9300003281	10/31/2012	(153.70)
55720000	Ins Work Comp	CF	9300003282	10/31/2012	198.12
55720000	Ins Work Comp	CF	9300003282	10/31/2012	(198.12)
55720000	Ins Work Comp	CF	9300003283	10/31/2012	11.97
55720000	Ins Work Comp	CF	9300003283	10/31/2012	(11.97)
55720000	Ins Work Comp	CF	9300003284	10/31/2012	689.39
55720000	Ins Work Comp	CF	9300003284	10/31/2012	(689.39)
55720000	Ins Work Comp	CF	9300003285	10/31/2012	21.56
55720000	Ins Work Comp	CF	9300003285	10/31/2012	(21.56)
55720000	Ins Work Comp	CF	9300003286	10/31/2012	45.13
55720000	Ins Work Comp	CF	9300003286	10/31/2012	(45.13)
55720000	Ins Work Comp	CF	9300003287	10/31/2012	19.29
55720000	Ins Work Comp	CF	9300003287	10/31/2012	(19.29)
55720000	Ins Work Comp	CF	9300003288	10/31/2012	37.40
55720000	Ins Work Comp	CF	9300003288	10/31/2012	(37.40)
55720000	Ins Work Comp	CF	9300003289	10/31/2012	399.80
55720000	Ins Work Comp	CF	9300003289	10/31/2012	(399.80)
55720000	Ins Work Comp	CF	9300003290	10/31/2012	0.15
55720000	Ins Work Comp	CF	9300003290	10/31/2012	(0.15)
55720000	Ins Work Comp	CF	9300003291	10/31/2012	3.03
55720000	Ins Work Comp	CF	9300003291	10/31/2012	(3.03)
55720000	Ins Work Comp	CF	9300003292	10/31/2012	173.26
55720000	Ins Work Comp	CF	9300003292	10/31/2012	(173.26)
55720000	Ins Work Comp	CF	9300003293	10/31/2012	139.35
55720000	Ins Work Comp	CF	9300003293	10/31/2012	(139.35)
55720000	Ins Work Comp	CF	9300003294	10/31/2012	34.91

## Kentucky American Water Company

Case No. 2012-00520

Response to PSC DR1, Item 31

Account	Description	Doc Type	Document Number	Posting Date	Amount
55720000	Ins Work Comp	CF	9300003294	10/31/2012	(34.91)
55720000	Ins Work Comp	CF	9300003295	10/31/2012	25.49
55720000	Ins Work Comp	CF	9300003295	10/31/2012	(25.49)
55720000	Ins Work Comp	CF	9300003296	10/31/2012	101.25
55720000	Ins Work Comp	CF	9300003296	10/31/2012	(101.25)
55720000	Ins Work Comp	CF	9300003297	10/31/2012	69.19
55720000	Ins Work Comp	CF	9300003297	10/31/2012	(69.19)
55720000	Ins Work Comp	CF	9300003298	10/31/2012	2.99
55720000	Ins Work Comp	CF	9300003298	10/31/2012	(2.99)
55720000	Ins Work Comp	CF	9300003299	10/31/2012	262.94
55720000	Ins Work Comp	CF	9300003299	10/31/2012	(262.94)
55720000	Ins Work Comp	CF	9300003300	10/31/2012	141.51
55720000	Ins Work Comp	CF	9300003300	10/31/2012	(141.51)
55720000	Ins Work Comp	CF	9300003301	10/31/2012	0.67
55720000	Ins Work Comp	CF	9300003301	10/31/2012	(0.67)
55720000	Ins Work Comp	CF	9300003302	10/31/2012	25.36
55720000	Ins Work Comp	CF	9300003302	10/31/2012	(25.36)
55720000	Ins Work Comp	CF	9300003303	10/31/2012	11.88
55720000	Ins Work Comp	CF	9300003303	10/31/2012	(11.88)
55720000	Ins Work Comp	CF	9300003304	10/31/2012	(0.97)
55720000	Ins Work Comp	CF	9300003304	10/31/2012	0.97
55720000	Ins Work Comp	CF	9300003305	10/31/2012	(0.16)
55720000	Ins Work Comp	CF	9300003305	10/31/2012	0.16
55720000	Ins Work Comp	CF	9300003306	10/31/2012	0.41
55720000	Ins Work Comp	CF	9300003306	10/31/2012	(0.41)
55720000	Ins Work Comp	CF	9300003307	10/31/2012	20.15
55720000	Ins Work Comp	CF	9300003307	10/31/2012	(20.15)
55720000	Ins Work Comp	CF	9300003308	10/31/2012	20.32
55720000	Ins Work Comp	CF	9300003308	10/31/2012	(20.32)
55720000	Ins Work Comp	CF	9300003309	10/31/2012	(1.93)
55720000	Ins Work Comp	CF	9300003309	10/31/2012	1.93
55720000	Ins Work Comp	CF	9300003310	10/31/2012	25.01
55720000	Ins Work Comp	CF	9300003310	10/31/2012	(25.01)
55720000	Ins Work Comp	CF	9300003311	10/31/2012	148.00
55720000	Ins Work Comp	CF	9300003311	10/31/2012	(148.00)
55720000	Ins Work Comp	CF	9300003312	10/31/2012	31.98
55720000	Ins Work Comp	CF	9300003312	10/31/2012	(31.98)
55720000	Ins Work Comp	CF	9300003313	10/31/2012	129.21
55720000	Ins Work Comp	CF	9300003313	10/31/2012	(129.21)
55720000	Ins Work Comp	CF	9300003314	10/31/2012	180.97
55720000	Ins Work Comp	CF	9300003314	10/31/2012	(180.97)
55720000	Ins Work Comp	CF	9300003315	10/31/2012	3.85
55720000	Ins Work Comp	CF	9300003315	10/31/2012	(3.85)
55720000	Ins Work Comp	CF	9300003316	10/31/2012	0.52
55720000	Ins Work Comp	CF	9300003316	10/31/2012	(0.52)
55720000	Ins Work Comp	CF	9300003317	10/31/2012	(1.58)
55720000	Ins Work Comp	CF	9300003317	10/31/2012	1.58
55720000	Ins Work Comp	CF	9300003318	10/31/2012	(2.92)
55720000	Ins Work Comp	CF	9300003318	10/31/2012	2.92
55720000	Ins Work Comp	CF	9300003319	10/31/2012	(3.77)
55720000	Ins Work Comp	CF	9300003319	10/31/2012	3.77
55720000	Ins Work Comp	CF	9300003320	10/31/2012	(10.95)
55720000	Ins Work Comp	CF	9300003320	10/31/2012	10.95

## Kentucky American Water Company

Case No. 2012-00520

Response to PSC DR1, Item 31

Account	Description	Doc Type	Document Number	Posting Date	Amount
55720000	Ins Work Comp	CF	9300003321	10/31/2012	29.10
55720000	Ins Work Comp	CF	9300003321	10/31/2012	(29.10)
55720000	Ins Work Comp	CF	9300003322	10/31/2012	12.52
55720000	Ins Work Comp	CF	9300003322	10/31/2012	(12.52)
55720000	Ins Work Comp	CF	9300003323	10/31/2012	(6.64)
55720000	Ins Work Comp	CF	9300003323	10/31/2012	6.64
55720000	Ins Work Comp	CF	9300003324	10/31/2012	17.37
55720000	Ins Work Comp	CF	9300003324	10/31/2012	(17.37)
55720000	Ins Work Comp	CF	9300003325	10/31/2012	4.21
55720000	Ins Work Comp	CF	9300003325	10/31/2012	(4.21)
55720000	Ins Work Comp	CF	9300003326	10/31/2012	(1.30)
55720000	Ins Work Comp	CF	9300003326	10/31/2012	1.30
55720000	Ins Work Comp	CF	9300003327	10/31/2012	(3.38)
55720000	Ins Work Comp	CF	9300003327	10/31/2012	3.38
55720000	Ins Work Comp	CF	9300003328	10/31/2012	3.69
55720000	Ins Work Comp	CF	9300003328	10/31/2012	(3.69)
55720000	Ins Work Comp	CF	9300003329	10/31/2012	(1.97)
55720000	Ins Work Comp	CF	9300003329	10/31/2012	1.97
55720000	Ins Work Comp	CF	9300003330	10/31/2012	6.28
55720000	Ins Work Comp	CF	9300003330	10/31/2012	(6.28)
55720000	Ins Work Comp	CF	9300003331	10/31/2012	24.03
55720000	Ins Work Comp	CF	9300003331	10/31/2012	(24.03)
55720000	Ins Work Comp	CF	9300003332	10/31/2012	9.99
55720000	Ins Work Comp	CF	9300003332	10/31/2012	(9.99)
55720000	Ins Work Comp	CF	9300003333	10/31/2012	(4.49)
55720000	Ins Work Comp	CF	9300003333	10/31/2012	4.49
55720000	Ins Work Comp	CF	9300003334	10/31/2012	0.64
55720000	Ins Work Comp	CF	9300003334	10/31/2012	(0.64)
55720000	Ins Work Comp	CF	9300003335	10/31/2012	(4.14)
55720000	Ins Work Comp	CF	9300003335	10/31/2012	4.14
55720000	Ins Work Comp	CF	9300003336	10/31/2012	1.19
55720000	Ins Work Comp	CF	9300003336	10/31/2012	(1.19)
55720000	Ins Work Comp	CF	9300003337	10/31/2012	(0.88)
55720000	Ins Work Comp	CF	9300003337	10/31/2012	0.88
55720000	Ins Work Comp	CF	9300003338	10/31/2012	(11.61)
55720000	Ins Work Comp	CF	9300003338	10/31/2012	11.61
55720000	Ins Work Comp	CF	9300003339	10/31/2012	17.31
55720000	Ins Work Comp	CF	9300003339	10/31/2012	(17.31)
55720000	Ins Work Comp	CF	9300003340	10/31/2012	9.08
55720000	Ins Work Comp	CF	9300003340	10/31/2012	(9.08)
55720000	Ins Work Comp	CF	9300003341	10/31/2012	(0.69)
55720000	Ins Work Comp	CF	9300003341	10/31/2012	0.69
55720000	Ins Work Comp	CF	9300003342	10/31/2012	2.57
55720000	Ins Work Comp	CF	9300003342	10/31/2012	(2.57)
55720000	Ins Work Comp	CF	9300003343	10/31/2012	(3.28)
55720000	Ins Work Comp	CF	9300003343	10/31/2012	3.28
55720000	Ins Work Comp	CF	9300003344	10/31/2012	7.95
55720000	Ins Work Comp	CF	9300003344	10/31/2012	(7.95)
55720000	Ins Work Comp	CF	9300003345	10/31/2012	17.48
55720000	Ins Work Comp	CF	9300003345	10/31/2012	(17.48)
55720000	Ins Work Comp	CF	9300003346	10/31/2012	67.40
55720000	Ins Work Comp	CF	9300003346	10/31/2012	(67.40)
55720000	Ins Work Comp	CF	9300003347	10/31/2012	0.78

## Kentucky American Water Company

Case No. 2012-00520

Response to PSC DR1, Item 31

Account	Description	Doc Type	Document Number	Posting Date	Amount
55720000	Ins Work Comp	CF	9300003347	10/31/2012	(0.78)
55720000	Ins Work Comp	CF	9300003348	10/31/2012	18.50
55720000	Ins Work Comp	CF	9300003348	10/31/2012	(18.50)
55720000	Ins Work Comp	CF	9300003349	10/31/2012	4.43
55720000	Ins Work Comp	CF	9300003349	10/31/2012	(4.43)
55720000	Ins Work Comp	CF	9300003350	10/31/2012	(3.99)
55720000	Ins Work Comp	CF	9300003350	10/31/2012	3.99
55720000	Ins Work Comp	CF	9300003351	10/31/2012	102.14
55720000	Ins Work Comp	CF	9300003351	10/31/2012	(102.14)
55720000	Ins Work Comp	CF	9300003352	10/31/2012	0.33
55720000	Ins Work Comp	CF	9300003352	10/31/2012	(0.33)
55720000	Ins Work Comp	CF	9300003353	10/31/2012	1.16
55720000	Ins Work Comp	CF	9300003353	10/31/2012	(1.16)
55720000	Ins Work Comp	CF	9300003354	10/31/2012	42.59
55720000	Ins Work Comp	CF	9300003354	10/31/2012	(42.59)
55720000	Ins Work Comp	CF	9300003355	10/31/2012	0.25
55720000	Ins Work Comp	CF	9300003355	10/31/2012	(0.25)
55720000	Ins Work Comp	CF	9300003356	10/31/2012	0.93
55720000	Ins Work Comp	CF	9300003356	10/31/2012	(0.93)
55720000	Ins Work Comp	CF	9300003357	10/31/2012	11.11
55720000	Ins Work Comp	CF	9300003357	10/31/2012	(11.11)
55720000	Ins Work Comp	CF	9300003358	10/31/2012	23.30
55720000	Ins Work Comp	CF	9300003358	10/31/2012	(23.30)
55720000	Ins Work Comp	CF	9300003359	10/31/2012	2.67
55720000	Ins Work Comp	CF	9300003359	10/31/2012	(2.67)
55720000	Ins Work Comp	CF	9300003360	10/31/2012	2.47
55720000	Ins Work Comp	CF	9300003360	10/31/2012	(2.47)
55720000	Ins Work Comp	CF	9300003361	10/31/2012	4.79
55720000	Ins Work Comp	CF	9300003361	10/31/2012	(4.79)
55720000	Ins Work Comp	CF	9300003362	10/31/2012	23.36
55720000	Ins Work Comp	CF	9300003362	10/31/2012	(23.36)
55720000	Ins Work Comp	CF	9300003363	10/31/2012	(9.29)
55720000	Ins Work Comp	CF	9300003363	10/31/2012	9.29
55720000	Ins Work Comp	CF	9300003364	10/31/2012	3.45
55720000	Ins Work Comp	CF	9300003364	10/31/2012	(3.45)
55720000	Ins Work Comp	CF	9300003365	10/31/2012	0.38
55720000	Ins Work Comp	CF	9300003365	10/31/2012	(0.38)
55720000	Ins Work Comp	CF	9300003366	10/31/2012	1.17
55720000	Ins Work Comp	CF	9300003366	10/31/2012	(1.17)
55720000	Ins Work Comp	CF	9300003367	10/31/2012	14.42
55720000	Ins Work Comp	CF	9300003367	10/31/2012	(14.42)
55720000	Ins Work Comp	CF	9300003368	10/31/2012	2.68
55720000	Ins Work Comp	CF	9300003368	10/31/2012	(2.68)
55720000	Ins Work Comp	CF	9300003372	10/31/2012	(108.92)
55720000	Ins Work Comp	CF	9300003372	10/31/2012	108.92
55720000	Ins Work Comp	CF	9300003373	10/31/2012	(3.54)
55720000	Ins Work Comp	CF	9300003373	10/31/2012	3.54
55720000	Ins Work Comp	CF	9300003374	10/31/2012	(11.24)
55720000	Ins Work Comp	CF	9300003374	10/31/2012	11.24
55720000	Ins Work Comp	CF	9300003378	10/31/2012	(262.94)
55720000	Ins Work Comp	CF	9300003378	10/31/2012	262.94
55720000	Ins Work Comp	CF	9300003381	10/31/2012	(34.91)
55720000	Ins Work Comp	CF	9300003381	10/31/2012	34.91

## Kentucky American Water Company

Case No. 2012-00520

Response to PSC DR1, Item 31

Account	Description	Doc Type	Document Number	Posting Date	Amount
55720000	Ins Work Comp	CF	9300003383	10/31/2012	(101.25)
55720000	Ins Work Comp	CF	9300003383	10/31/2012	101.25
55720000	Ins Work Comp	CF	9300003384	10/31/2012	1.93
55720000	Ins Work Comp	CF	9300003384	10/31/2012	(1.93)
55720000	Ins Work Comp	CF	9300003387	10/31/2012	(153.70)
55720000	Ins Work Comp	CF	9300003387	10/31/2012	153.70
55720000	Ins Work Comp	CF	9300003390	10/31/2012	(11.97)
55720000	Ins Work Comp	CF	9300003390	10/31/2012	11.97
55720000	Ins Work Comp	CF	9300003392	10/31/2012	(0.67)
55720000	Ins Work Comp	CF	9300003392	10/31/2012	0.67
55720000	Ins Work Comp	CF	9300003395	10/31/2012	(19.29)
55720000	Ins Work Comp	CF	9300003395	10/31/2012	19.29
55720000	Ins Work Comp	CF	9300003396	10/31/2012	(31.98)
55720000	Ins Work Comp	CF	9300003396	10/31/2012	31.98
55720000	Ins Work Comp	CF	9300003399	10/31/2012	(2.99)
55720000	Ins Work Comp	CF	9300003399	10/31/2012	2.99
55720000	Ins Work Comp	CF	9300003400	10/31/2012	(141.51)
55720000	Ins Work Comp	CF	9300003400	10/31/2012	141.51
55720000	Ins Work Comp	CF	9300003402	10/31/2012	(399.80)
55720000	Ins Work Comp	CF	9300003402	10/31/2012	399.80
55720000	Ins Work Comp	CF	9300003403	10/31/2012	0.16
55720000	Ins Work Comp	CF	9300003403	10/31/2012	(0.16)
55720000	Ins Work Comp	CF	9300003404	10/31/2012	(0.41)
55720000	Ins Work Comp	CF	9300003404	10/31/2012	0.41
55720000	Ins Work Comp	CF	9300003405	10/31/2012	(20.15)
55720000	Ins Work Comp	CF	9300003405	10/31/2012	20.15
55720000	Ins Work Comp	CF	9300003406	10/31/2012	(0.15)
55720000	Ins Work Comp	CF	9300003406	10/31/2012	0.15
55720000	Ins Work Comp	CF	9300003409	10/31/2012	(173.26)
55720000	Ins Work Comp	CF	9300003409	10/31/2012	173.26
55720000	Ins Work Comp	CF	9300003413	10/31/2012	(69.19)
55720000	Ins Work Comp	CF	9300003413	10/31/2012	69.19
55720000	Ins Work Comp	CF	9300003416	10/31/2012	(198.12)
55720000	Ins Work Comp	CF	9300003416	10/31/2012	198.12
55720000	Ins Work Comp	CF	9300003417	10/31/2012	(37.40)
55720000	Ins Work Comp	CF	9300003417	10/31/2012	37.40
55720000	Ins Work Comp	CF	9300003418	10/31/2012	(20.32)
55720000	Ins Work Comp	CF	9300003418	10/31/2012	20.32
55720000	Ins Work Comp	CF	9300003419	10/31/2012	(148.00)
55720000	Ins Work Comp	CF	9300003419	10/31/2012	148.00
55720000	Ins Work Comp	CF	9300003423	10/31/2012	(765.11)
55720000	Ins Work Comp	CF	9300003423	10/31/2012	765.11
55720000	Ins Work Comp	CF	9300003424	10/31/2012	(139.35)
55720000	Ins Work Comp	CF	9300003424	10/31/2012	139.35
55720000	Ins Work Comp	CF	9300003425	10/31/2012	(11.88)
55720000	Ins Work Comp	CF	9300003425	10/31/2012	11.88
55720000	Ins Work Comp	CF	9300003426	10/31/2012	0.97
55720000	Ins Work Comp	CF	9300003426	10/31/2012	(0.97)
55720000	Ins Work Comp	CF	9300003427	10/31/2012	(25.01)
55720000	Ins Work Comp	CF	9300003427	10/31/2012	25.01
55720000	Ins Work Comp	CF	9300003429	10/31/2012	(3.03)
55720000	Ins Work Comp	CF	9300003429	10/31/2012	3.03
55720000	Ins Work Comp	CF	9300003431	10/31/2012	(21.56)

## Kentucky American Water Company

Case No. 2012-00520

Response to PSC DR1, Item 31

Account	Description	Doc Type	Document Number	Posting Date	Amount
55720000	Ins Work Comp	CF	9300003431	10/31/2012	21.56
55720000	Ins Work Comp	CF	9300003433	10/31/2012	(25.49)
55720000	Ins Work Comp	CF	9300003433	10/31/2012	25.49
55720000	Ins Work Comp	CF	9300003434	10/31/2012	(14.08)
55720000	Ins Work Comp	CF	9300003434	10/31/2012	14.08
55720000	Ins Work Comp	CF	9300003436	10/31/2012	(689.39)
55720000	Ins Work Comp	CF	9300003436	10/31/2012	689.39
55720000	Ins Work Comp	CF	9300003437	10/31/2012	(45.13)
55720000	Ins Work Comp	CF	9300003437	10/31/2012	45.13
55720000	Ins Work Comp	CF	9300003439	10/31/2012	(25.36)
55720000	Ins Work Comp	CF	9300003439	10/31/2012	25.36
55720000	Ins Work Comp	CF	9300003440	10/31/2012	(129.21)
55720000	Ins Work Comp	CF	9300003440	10/31/2012	129.21
55720100	Ins W/C Cap Credits	UT	9300002864	10/31/2012	9.70
55720100	Ins W/C Cap Credits	UT	9300003063	10/31/2012	(471.53)
55720100	Ins W/C Cap Credits	UT	9300003370	10/31/2012	(180.97)
55720100	Ins W/C Cap Credits	UT	9300002863	10/31/2012	(1.76)
55720100	Ins W/C Cap Credits	UT	9300003062	10/31/2012	(8.07)
55720100	Ins W/C Cap Credits	UT	9300003369	10/31/2012	(3.85)
55720100	Ins W/C Cap Credits	UZ	2000000365	10/31/2012	(4.21)
55720100	Ins W/C Cap Credits	UZ	2000000365	10/31/2012	(17.37)
55720100	Ins W/C Cap Credits	UZ	2000000365	10/31/2012	6.64
55720100	Ins W/C Cap Credits	UZ	2000000364	10/31/2012	(12.52)
55720100	Ins W/C Cap Credits	UZ	2000000364	10/31/2012	(29.10)
55720100	Ins W/C Cap Credits	UZ	2000000364	10/31/2012	10.95
55720100	Ins W/C Cap Credits	UZ	2000000364	10/31/2012	3.77
55720100	Ins W/C Cap Credits	UZ	2000000364	10/31/2012	2.92
55720100	Ins W/C Cap Credits	UZ	2000000364	10/31/2012	1.58
55720100	Ins W/C Cap Credits	UZ	2000000364	10/31/2012	(0.52)
55720100	Ins W/C Cap Credits	UZ	2000000364	10/31/2012	3.38
55720100	Ins W/C Cap Credits	UZ	2000000364	10/31/2012	1.30
55720100	Ins W/C Cap Credits	UZ	2000000364	10/31/2012	(3.69)
55720100	Ins W/C Cap Credits	UZ	2000000364	10/31/2012	(6.28)
55720100	Ins W/C Cap Credits	UZ	2000000365	10/31/2012	1.97
55720100	Ins W/C Cap Credits	UZ	2000000365	10/31/2012	(0.64)
55720100	Ins W/C Cap Credits	UZ	2000000364	10/31/2012	4.49
55720100	Ins W/C Cap Credits	UZ	2000000365	10/31/2012	(9.99)
55720100	Ins W/C Cap Credits	UZ	2000000365	10/31/2012	(24.03)
55720100	Ins W/C Cap Credits	UZ	2000000365	10/31/2012	0.88
55720100	Ins W/C Cap Credits	UZ	2000000364	10/31/2012	(1.19)
55720100	Ins W/C Cap Credits	UZ	2000000364	10/31/2012	4.14
55720100	Ins W/C Cap Credits	UZ	2000000364	10/31/2012	(17.31)
55720100	Ins W/C Cap Credits	UZ	2000000364	10/31/2012	11.61
55720100	Ins W/C Cap Credits	UZ	2000000365	10/31/2012	(9.08)
55720100	Ins W/C Cap Credits	UZ	2000000364	10/31/2012	(7.95)
55720100	Ins W/C Cap Credits	UZ	2000000364	10/31/2012	3.28
55720100	Ins W/C Cap Credits	UZ	2000000364	10/31/2012	(2.57)
55720100	Ins W/C Cap Credits	UZ	2000000364	10/31/2012	0.69
55720100	Ins W/C Cap Credits	UZ	2000000364	10/31/2012	(17.48)
55720100	Ins W/C Cap Credits	UZ	2000000365	10/31/2012	(0.78)
55720100	Ins W/C Cap Credits	UZ	2000000365	10/31/2012	(67.40)
55720100	Ins W/C Cap Credits	UZ	2000000365	10/31/2012	(18.50)
55720100	Ins W/C Cap Credits	UZ	2000000364	10/31/2012	(0.25)



## Kentucky American Water Company

Case No. 2012-00520

Response to PSC DR1, Item 31

Account	Description	Doc Type	Document Number	Posting Date	Amount
55720100	Ins W/C Cap Credits	UZ	2000000365	10/31/2012	(42.59)
55720100	Ins W/C Cap Credits	UZ	2000000364	10/31/2012	(1.16)
55720100	Ins W/C Cap Credits	UZ	2000000364	10/31/2012	(0.33)
55720100	Ins W/C Cap Credits	UZ	2000000364	10/31/2012	(102.14)
55720100	Ins W/C Cap Credits	UZ	2000000365	10/31/2012	3.99
55720100	Ins W/C Cap Credits	UZ	2000000365	10/31/2012	(4.43)
55720100	Ins W/C Cap Credits	UZ	2000000364	10/31/2012	(11.11)
55720100	Ins W/C Cap Credits	UZ	2000000364	10/31/2012	(0.93)
55720100	Ins W/C Cap Credits	UZ	2000000364	10/31/2012	(23.30)
55720100	Ins W/C Cap Credits	UZ	2000000364	10/31/2012	(2.47)
55720100	Ins W/C Cap Credits	UZ	2000000364	10/31/2012	(2.67)
55720100	Ins W/C Cap Credits	UZ	2000000364	10/31/2012	(4.79)
55720100	Ins W/C Cap Credits	UZ	2000000364	10/31/2012	(23.36)
55720100	Ins W/C Cap Credits	UZ	2000000365	10/31/2012	9.29
55720100	Ins W/C Cap Credits	UZ	2000000364	10/31/2012	(3.45)
55720100	Ins W/C Cap Credits	UZ	2000000364	10/31/2012	(0.38)
55720100	Ins W/C Cap Credits	UZ	2000000364	10/31/2012	(1.17)
55720100	Ins W/C Cap Credits	UZ	2000000364	10/31/2012	(14.42)
55720100	Ins W/C Cap Credits	UZ	2000000365	10/31/2012	(2.68)
55730000	Ins Other	SA	100001442	10/31/2012	8.82
55730000	Ins Other	SA	100001469	10/31/2012	8.82
55730000	Ins Other	SA	100001478	10/31/2012	9,561.52
55730000	Ins Other	SA	100001484	10/31/2012	538.90
55730000	Ins Other	SA	100001488	10/31/2012	39.60
55730000	Ins Other	CF	9300003261	10/31/2012	(8.82)
55730000	Ins Other	CF	9300003261	10/31/2012	8.82
55730000	Ins Other	CF	9300003378	10/31/2012	(10,155.77)
55730000	Ins Other	CF	9300003378	10/31/2012	10,155.77
55730000	Ins Other	CF	9300003413	10/31/2012	(48.42)
55730000	Ins Other	CF	9300003413	10/31/2012	48.42
56610000	Reg Exp-Amort	CF	9300003240	10/31/2012	(16,565.87)
56610000	Reg Exp-Amort	CF	9300003240	10/31/2012	16,565.87
56610000	Reg Exp-Amort	SR	9600000081	10/31/2012	16,565.87
56610000	Reg Exp-Amort	SR	9600000081	10/31/2012	(16,565.87)
56610000	Reg Exp-Amort	UT	9300003217	10/31/2012	16,565.87
56620000	Reg Exp-Depr Stdy	CF	9300003240	10/31/2012	(1,178.67)
56620000	Reg Exp-Depr Stdy	CF	9300003240	10/31/2012	1,178.67
56620000	Reg Exp-Depr Stdy	SR	9600000073	10/31/2012	561.46
56620000	Reg Exp-Depr Stdy	SR	9600000074	10/31/2012	617.21
57010000	Uncoll Accts Exp	SA	100001531	10/31/2012	60,157.31
57010000	Uncoll Accts Exp	SA	100001534	10/31/2012	11,983.34
57010000	Uncoll Accts Exp	ZA	9400001154	10/31/2012	(541.17)
57010000	Uncoll Accts Exp	ZA	9400001154	10/31/2012	(392.35)
57010000	Uncoll Accts Exp	CS	9300002912	10/31/2012	2,160.15
57010000	Uncoll Accts Exp	CS	9300002973	10/31/2012	785.08
57010000	Uncoll Accts Exp	CS	9300003113	10/31/2012	1,251.43
57010000	Uncoll Accts Exp	CS	9300003186	10/31/2012	151.74
57010000	Uncoll Accts Exp	CS	9300003257	10/31/2012	(45,936.14)
57010000	Uncoll Accts Exp	CS	9300003407	10/31/2012	933.52
57010000	Uncoll Accts Exp	CS	9300004219	10/31/2012	(60,157.31)
57010000	Uncoll Accts Exp	CS	9300004217	10/31/2012	(11,983.34)
57010015	Uncoll Accts Exp CA	CS	9300002912	10/31/2012	(2,160.15)
57010015	Uncoll Accts Exp CA	CS	9300002973	10/31/2012	(785.08)

## Kentucky American Water Company

Case No. 2012-00520

Response to PSC DR1, Item 31

Account	Description	Doc Type	Document Number	Posting Date	Amount
57010015	Uncoll Accts Exp CA	CS	9300003113	10/31/2012	(1,251.43)
57010015	Uncoll Accts Exp CA	CS	9300003186	10/31/2012	(151.74)
57010015	Uncoll Accts Exp CA	CS	9300003257	10/31/2012	45,936.14
57010015	Uncoll Accts Exp CA	CS	9300003407	10/31/2012	(933.52)
57010015	Uncoll Accts Exp CA	CS	9300004219	10/31/2012	60,157.31
57010016	Uncoll Accts Exp AG	CS	9300004217	10/31/2012	11,983.34
62002300	M&S Maint WT	CS	9300002896	10/31/2012	377.98
62002300	M&S Maint WT	CS	9300003102	10/31/2012	795.38
62002300	M&S Maint WT	CS	9300003182	10/31/2012	4,289.43
62002300	M&S Maint WT	CS	9300003253	10/31/2012	428.87
62002300	M&S Maint WT	CS	9300003181	10/31/2012	222.60
62002400	M&S Maint TD	CS	9300002955	10/31/2012	8,445.56
62002400	M&S Maint TD	CS	9300002986	10/31/2012	2,093.00
62002400	M&S Maint TD	CS	9300003157	10/31/2012	(1,011.64)
62002400	M&S Maint TD	CS	9300003273	10/31/2012	5,529.93
62002400	M&S Maint TD	CS	9300002903	10/31/2012	233.36
62002400	M&S Maint TD	CS	9300002972	10/31/2012	40.76
62002400	M&S Maint TD	CS	9300003185	10/31/2012	57.46
62002400	M&S Maint TD	CS	9300003256	10/31/2012	332.78
62002600	M&S Maint AG	CS	9300003414	10/31/2012	1,878.56
62002600	M&S Maint AG	CS	9300003254	10/31/2012	83.40
62502400	Misc Maint TD	CS	9300002955	10/31/2012	2,131.91
62502400	Misc Maint TD	CS	9300003157	10/31/2012	(0.39)
62502400	Misc Maint TD	CS	9300003206	10/31/2012	471.90
62502430	Misc Maint TD Svc	CS	9300004236	10/31/2012	(950.00)
62502600	Misc Maint AG	CS	9300003414	10/31/2012	6,737.15
62502600	Misc Maint AG	CS	9300002898	10/31/2012	349.80
62502600	Misc Maint AG	CS	9300003104	10/31/2012	99.13
62502600	Misc Maint AG	CS	9300003183	10/31/2012	132.97
62502600	Misc Maint AG	CS	9300003254	10/31/2012	190.80
62510000	Amort Def Maint	UT	9300003219	10/31/2012	3,019.97
62510000	Amort Def Maint	UT	9300003218	10/31/2012	5,260.36
62510000	Amort Def Maint	UT	9300003235	10/31/2012	3,535.02
62510000	Amort Def Maint	UT	9300003216	10/31/2012	4,145.22
62510000	Amort Def Maint	UT	9300003229	10/31/2012	189.97
62510000	Amort Def Maint	UT	9300003228	10/31/2012	7,172.91
62510000	Amort Def Maint	UT	9300003227	10/31/2012	1,800.99
62510000	Amort Def Maint	UT	9300003226	10/31/2012	276.13
62510000	Amort Def Maint	UT	9300003225	10/31/2012	382.23
62510000	Amort Def Maint	UT	9300003224	10/31/2012	148.44
62510000	Amort Def Maint	UT	9300003223	10/31/2012	1,281.93
62510000	Amort Def Maint	UT	9300003222	10/31/2012	2,149.90
62510000	Amort Def Maint	UT	9300003221	10/31/2012	1,469.26
62510000	Amort Def Maint	UT	9300003220	10/31/2012	416.66
62510000	Amort Def Maint	UT	9300003232	10/31/2012	809.76
62510000	Amort Def Maint	UT	9300003231	10/31/2012	619.56
62510000	Amort Def Maint	UT	9300003230	10/31/2012	2,238.71
62510000	Amort Def Maint	CS	9300003253	10/31/2012	(10,961.09)
62510000	Amort Def Maint	CS	9300003266	10/31/2012	(5,260.36)
62510000	Amort Def Maint	CS	9300003273	10/31/2012	(17,885.81)
62510000	Amort Def Maint	CS	9300003256	10/31/2012	(809.76)
62512300	Amort Def Maint WT	CS	9300003253	10/31/2012	10,961.09
62512400	Amort Def Maint TD	CS	9300003266	10/31/2012	5,260.36

## Kentucky American Water Company

Case No. 2012-00520

Response to PSC DR1, Item 31

Account	Description	Doc Type	Document Number	Posting Date	Amount
62512400	Amort Def Maint TD	CS	9300003273	10/31/2012	17,885.81
62512400	Amort Def Maint TD	CS	9300003256	10/31/2012	809.76
62520700	Misc Main Pvg/Bckfll	SV	100001649	10/31/2012	1,057.00
62520700	Misc Main Pvg/Bckfll	SV	100001649	10/31/2012	8,100.00
62520700	Misc Main Pvg/Bckfll	SV	100001649	10/31/2012	10,000.00
62520700	Misc Main Pvg/Bckfll	SV	100001649	10/31/2012	5,900.00
62520700	Misc Main Pvg/Bckfll	SV	100001649	10/31/2012	400.00
62520700	Misc Main Pvg/Bckfll	SV	100001656	10/31/2012	24,360.40
62520700	Misc Main Pvg/Bckfll	SV	100001656	10/31/2012	1,000.00
62520700	Misc Main Pvg/Bckfll	SV	100001663	10/31/2012	22,519.95
62520700	Misc Main Pvg/Bckfll	SV	100001663	10/31/2012	4,273.44
62520700	Misc Main Pvg/Bckfll	SV	100001663	10/31/2012	38.00
62520700	Misc Main Pvg/Bckfll	SV	100001668	10/31/2012	11,443.00
62520700	Misc Main Pvg/Bckfll	CF	9300003108	10/31/2012	(13,501.22)
62520700	Misc Main Pvg/Bckfll	CF	9300003108	10/31/2012	13,501.22
62520700	Misc Main Pvg/Bckfll	CF	9300003129	10/31/2012	1,180.40
62520700	Misc Main Pvg/Bckfll	CF	9300003129	10/31/2012	(1,180.40)
62520700	Misc Main Pvg/Bckfll	CF	9300003131	10/31/2012	479.60
62520700	Misc Main Pvg/Bckfll	CF	9300003131	10/31/2012	(479.60)
62520700	Misc Main Pvg/Bckfll	CF	9300003158	10/31/2012	15,345.31
62520700	Misc Main Pvg/Bckfll	CF	9300003158	10/31/2012	(15,345.31)
62520700	Misc Main Pvg/Bckfll	CF	9300004235	10/31/2012	(38.00)
62520700	Misc Main Pvg/Bckfll	CF	9300004235	10/31/2012	38.00
62520700	Misc Main Pvg/Bckfll	CF	9300004241	10/31/2012	(26,793.39)
62520700	Misc Main Pvg/Bckfll	CF	9300004241	10/31/2012	26,793.39
62520700	Misc Main Pvg/Bckfll	UZ	2000000387	10/31/2012	(24,360.40)
62520700	Misc Main Pvg/Bckfll	UZ	2000000375	10/31/2012	(1,057.00)
62520700	Misc Main Pvg/Bckfll	UZ	2000000406	10/31/2012	(11,443.00)
62520700	Misc Main Pvg/Bckfll	UZ	2000000375	10/31/2012	(8,100.00)
62520700	Misc Main Pvg/Bckfll	UZ	2000000338	10/31/2012	(1,000.00)
62520700	Misc Main Pvg/Bckfll	UZ	2000000375	10/31/2012	(10,000.00)
62520700	Misc Main Pvg/Bckfll	UZ	2000000375	10/31/2012	(5,900.00)
62520700	Misc Main Pvg/Bckfll	UZ	2000000387	10/31/2012	(1,000.00)
62520700	Misc Main Pvg/Bckfll	UZ	2000000375	10/31/2012	(400.00)
63150023	Contr Svc-Maint WT	CS	9300003247	10/31/2012	512.90
63150024	Contr Svc-Maint TD	CS	9300002955	10/31/2012	739.38
63150024	Contr Svc-Maint TD	CS	9300003157	10/31/2012	12,929.96
63150024	Contr Svc-Maint TD	CS	9300003273	10/31/2012	375.31
63150024	Contr Svc-Maint TD	CS	9300003256	10/31/2012	155.82
63150024	Contr Svc-Maint TD	CS	9300003128	10/31/2012	1,594.45
63150024	Contr Svc-Maint TD	CS	9300003130	10/31/2012	933.97
63150026	Contr Svc-Maint AG	CS	9300002898	10/31/2012	789.70
63150026	Contr Svc-Maint AG	CS	9300002970	10/31/2012	169.07
63150026	Contr Svc-Maint AG	CS	9300003104	10/31/2012	1,287.43
63150026	Contr Svc-Maint AG	CS	9300003183	10/31/2012	2,876.66
63150026	Contr Svc-Maint AG	CS	9300003254	10/31/2012	131.26
68011000	Depr -UPIS General	UD	2000000355	10/31/2012	7,378.30
68011000	Depr -UPIS General	UD	2000000355	10/31/2012	184.51
68011000	Depr -UPIS General	UD	2000000355	10/31/2012	72,442.01
68011000	Depr -UPIS General	UD	2000000355	10/31/2012	27,614.03
68011000	Depr -UPIS General	UD	2000000355	10/31/2012	892,031.94
68011000	Depr -UPIS General	SQ	9600000070	10/31/2012	(26,781.46)
68012000	Depr -Amort CIAC Tx	UD	2000000355	10/31/2012	(13,505.20)

Kentucky American Water Company  
Case No. 2012-00520  
Response to PSC DR1, Item 31

Account	Description	Doc Type	Document Number	Posting Date	Amount
68012000	Depr -Amort CIAC Tx	UD	2000000355	10/31/2012	(45.12)
68012500	Depr-Amort CIAC Nntx	UD	2000000355	10/31/2012	(58,053.58)
68012500	Depr-Amort CIAC Nntx	UD	2000000355	10/31/2012	(6,150.16)
68012500	Depr-Amort CIAC Nntx	UD	2000000355	10/31/2012	15.40
68012500	Depr-Amort CIAC Nntx	UD	2000000355	10/31/2012	(2,160.72)
68254000	Amort-RegAsset AFUDC	SQ	9600000070	10/31/2012	11,190.13
68255000	Amort-UPAA	SQ	9600000070	10/31/2012	697.33
68255000	Amort-UPAA	SQ	9600000070	10/31/2012	16.06
68257000	Amort-Prop Losses	CF	9300003238	10/31/2012	(4,756.67)
68257000	Amort-Prop Losses	CF	9300003238	10/31/2012	4,756.67
68257000	Amort-Prop Losses	SR	9600000080	10/31/2012	4,756.67
68258000	Amort-Reg Asset	SQ	9600000070	10/31/2012	575.00
68311000	Rem Costs-ARO/NNS	UD	2000000355	10/31/2012	4,854.35
68311000	Rem Costs-ARO/NNS	UD	2000000355	10/31/2012	164,995.75
68312000	Rmv Csts-NNS CIAC Tx	UD	2000000355	10/31/2012	(9,774.54)
68312500	Rmv Csts-NNS CIAC NT	UD	2000000355	10/31/2012	(29,455.95)
68312500	Rmv Csts-NNS CIAC NT	UD	2000000355	10/31/2012	(705.41)
68312500	Rmv Csts-NNS CIAC NT	UD	2000000355	10/31/2012	15.40
68520000	Property Taxes	CF	9300002966	10/31/2012	(134.21)
68520000	Property Taxes	CF	9300002966	10/31/2012	134.21
68520000	Property Taxes	CF	9300003238	10/31/2012	(70,016.58)
68520000	Property Taxes	CF	9300003238	10/31/2012	70,016.58
68520000	Property Taxes	CF	9300003376	10/31/2012	(349,713.04)
68520000	Property Taxes	CF	9300003376	10/31/2012	349,713.04
68520100	Tax Discounts	CF	9300003162	10/31/2012	1,500.04
68520100	Tax Discounts	CF	9300003162	10/31/2012	(1,500.04)
68533000	FICA	SA	100001458	10/31/2012	63.49
68533000	FICA	SV	100001530	10/31/2012	13,106.00
68533000	FICA	CF	9300002782	10/31/2012	1.10
68533000	FICA	CF	9300002782	10/31/2012	(1.10)
68533000	FICA	CF	9300002783	10/31/2012	8.41
68533000	FICA	CF	9300002783	10/31/2012	(8.41)
68533000	FICA	CF	9300002866	10/31/2012	164.43
68533000	FICA	CF	9300002866	10/31/2012	(164.43)
68533000	FICA	CF	9300002868	10/31/2012	4.90
68533000	FICA	CF	9300002868	10/31/2012	(4.90)
68533000	FICA	CF	9300002870	10/31/2012	(28.59)
68533000	FICA	CF	9300002870	10/31/2012	28.59
68533000	FICA	CF	9300002874	10/31/2012	(1,499.79)
68533000	FICA	CF	9300002874	10/31/2012	1,499.79
68533000	FICA	CF	9300002880	10/31/2012	54.66
68533000	FICA	CF	9300002880	10/31/2012	(54.66)
68533000	FICA	CF	9300002882	10/31/2012	45.30
68533000	FICA	CF	9300002882	10/31/2012	(45.30)
68533000	FICA	CF	9300002885	10/31/2012	20.36
68533000	FICA	CF	9300002885	10/31/2012	(20.36)
68533000	FICA	CF	9300002887	10/31/2012	(1.08)
68533000	FICA	CF	9300002887	10/31/2012	1.08
68533000	FICA	CF	9300002889	10/31/2012	132.85
68533000	FICA	CF	9300002889	10/31/2012	(132.85)
68533000	FICA	CF	9300002891	10/31/2012	(8.73)
68533000	FICA	CF	9300002891	10/31/2012	8.73
68533000	FICA	CF	9300002893	10/31/2012	(17.47)

## Kentucky American Water Company

Case No. 2012-00520

Response to PSC DR1, Item 31

Account	Description	Doc Type	Document Number	Posting Date	Amount
68533000	FICA	CF	9300002893	10/31/2012	17.47
68533000	FICA	CF	9300002895	10/31/2012	15.53
68533000	FICA	CF	9300002895	10/31/2012	(15.53)
68533000	FICA	CF	9300002897	10/31/2012	(65.28)
68533000	FICA	CF	9300002897	10/31/2012	65.28
68533000	FICA	CF	9300002902	10/31/2012	(517.06)
68533000	FICA	CF	9300002902	10/31/2012	517.06
68533000	FICA	CF	9300002905	10/31/2012	1.73
68533000	FICA	CF	9300002905	10/31/2012	(1.73)
68533000	FICA	CF	9300002907	10/31/2012	(4.18)
68533000	FICA	CF	9300002907	10/31/2012	4.18
68533000	FICA	CF	9300002909	10/31/2012	35.28
68533000	FICA	CF	9300002909	10/31/2012	(35.28)
68533000	FICA	CF	9300002911	10/31/2012	27.34
68533000	FICA	CF	9300002911	10/31/2012	(27.34)
68533000	FICA	CF	9300002916	10/31/2012	(289.41)
68533000	FICA	CF	9300002916	10/31/2012	289.41
68533000	FICA	CF	9300002918	10/31/2012	9.59
68533000	FICA	CF	9300002918	10/31/2012	(9.59)
68533000	FICA	CF	9300002920	10/31/2012	(220.12)
68533000	FICA	CF	9300002920	10/31/2012	220.12
68533000	FICA	CF	9300002923	10/31/2012	(80.14)
68533000	FICA	CF	9300002923	10/31/2012	80.14
68533000	FICA	CF	9300002925	10/31/2012	91.91
68533000	FICA	CF	9300002925	10/31/2012	(91.91)
68533000	FICA	CF	9300002927	10/31/2012	(19.01)
68533000	FICA	CF	9300002927	10/31/2012	19.01
68533000	FICA	CF	9300002932	10/31/2012	518.76
68533000	FICA	CF	9300002932	10/31/2012	(518.76)
68533000	FICA	CF	9300002935	10/31/2012	(99.70)
68533000	FICA	CF	9300002935	10/31/2012	99.70
68533000	FICA	CF	9300002937	10/31/2012	(5.17)
68533000	FICA	CF	9300002937	10/31/2012	5.17
68533000	FICA	CF	9300002939	10/31/2012	10.60
68533000	FICA	CF	9300002939	10/31/2012	(10.60)
68533000	FICA	CF	9300002941	10/31/2012	(42.86)
68533000	FICA	CF	9300002941	10/31/2012	42.86
68533000	FICA	CF	9300002943	10/31/2012	(9.18)
68533000	FICA	CF	9300002943	10/31/2012	9.18
68533000	FICA	CF	9300002946	10/31/2012	(51.87)
68533000	FICA	CF	9300002946	10/31/2012	51.87
68533000	FICA	CF	9300002948	10/31/2012	(0.19)
68533000	FICA	CF	9300002948	10/31/2012	0.19
68533000	FICA	CF	9300002950	10/31/2012	(0.03)
68533000	FICA	CF	9300002950	10/31/2012	0.03
68533000	FICA	CF	9300002952	10/31/2012	835.25
68533000	FICA	CF	9300002952	10/31/2012	(835.25)
68533000	FICA	CF	9300002954	10/31/2012	83.09
68533000	FICA	CF	9300002954	10/31/2012	(83.09)
68533000	FICA	CF	9300002956	10/31/2012	70.46
68533000	FICA	CF	9300002956	10/31/2012	(70.46)
68533000	FICA	CF	9300002958	10/31/2012	(311.55)
68533000	FICA	CF	9300002958	10/31/2012	311.55

## Kentucky American Water Company

Case No. 2012-00520

Response to PSC DR1, Item 31

Account	Description	Doc Type	Document Number	Posting Date	Amount
68533000	FICA	CF	9300002988	10/31/2012	(16.10)
68533000	FICA	CF	9300002988	10/31/2012	16.10
68533000	FICA	CF	9300002989	10/31/2012	(45.81)
68533000	FICA	CF	9300002989	10/31/2012	45.81
68533000	FICA	CF	9300003065	10/31/2012	(1,405.60)
68533000	FICA	CF	9300003065	10/31/2012	1,405.60
68533000	FICA	CF	9300003067	10/31/2012	(42.73)
68533000	FICA	CF	9300003067	10/31/2012	42.73
68533000	FICA	CF	9300003069	10/31/2012	(125.42)
68533000	FICA	CF	9300003069	10/31/2012	125.42
68533000	FICA	CF	9300003072	10/31/2012	(1,112.67)
68533000	FICA	CF	9300003072	10/31/2012	1,112.67
68533000	FICA	CF	9300003079	10/31/2012	(413.70)
68533000	FICA	CF	9300003079	10/31/2012	413.70
68533000	FICA	CF	9300003081	10/31/2012	(1,044.40)
68533000	FICA	CF	9300003081	10/31/2012	1,044.40
68533000	FICA	CF	9300003086	10/31/2012	(1,663.35)
68533000	FICA	CF	9300003086	10/31/2012	1,663.35
68533000	FICA	CF	9300003090	10/31/2012	(256.65)
68533000	FICA	CF	9300003090	10/31/2012	256.65
68533000	FICA	CF	9300003096	10/31/2012	(182.74)
68533000	FICA	CF	9300003096	10/31/2012	182.74
68533000	FICA	CF	9300003098	10/31/2012	(322.64)
68533000	FICA	CF	9300003098	10/31/2012	322.64
68533000	FICA	CF	9300003101	10/31/2012	(44.59)
68533000	FICA	CF	9300003101	10/31/2012	44.59
68533000	FICA	CF	9300003103	10/31/2012	(1,574.21)
68533000	FICA	CF	9300003103	10/31/2012	1,574.21
68533000	FICA	CF	9300003107	10/31/2012	(4,130.33)
68533000	FICA	CF	9300003107	10/31/2012	4,130.33
68533000	FICA	CF	9300003110	10/31/2012	(307.92)
68533000	FICA	CF	9300003110	10/31/2012	307.92
68533000	FICA	CF	9300003112	10/31/2012	(27.94)
68533000	FICA	CF	9300003112	10/31/2012	27.94
68533000	FICA	CF	9300003117	10/31/2012	(1,729.81)
68533000	FICA	CF	9300003117	10/31/2012	1,729.81
68533000	FICA	CF	9300003121	10/31/2012	(729.55)
68533000	FICA	CF	9300003121	10/31/2012	729.55
68533000	FICA	CF	9300003124	10/31/2012	(1,966.97)
68533000	FICA	CF	9300003124	10/31/2012	1,966.97
68533000	FICA	CF	9300003127	10/31/2012	(326.79)
68533000	FICA	CF	9300003127	10/31/2012	326.79
68533000	FICA	CF	9300003129	10/31/2012	(436.53)
68533000	FICA	CF	9300003129	10/31/2012	436.53
68533000	FICA	CF	9300003131	10/31/2012	(1,814.94)
68533000	FICA	CF	9300003131	10/31/2012	1,814.94
68533000	FICA	CF	9300003135	10/31/2012	(10,490.51)
68533000	FICA	CF	9300003135	10/31/2012	10,490.51
68533000	FICA	CF	9300003137	10/31/2012	(1,364.17)
68533000	FICA	CF	9300003137	10/31/2012	1,364.17
68533000	FICA	CF	9300003139	10/31/2012	(158.06)
68533000	FICA	CF	9300003139	10/31/2012	158.06
68533000	FICA	CF	9300003141	10/31/2012	(254.87)

## Kentucky American Water Company

Case No. 2012-00520

Response to PSC DR1, Item 31

Account	Description	Doc Type	Document Number	Posting Date	Amount
68533000	FICA	CF	9300003141	10/31/2012	254.87
68533000	FICA	CF	9300003143	10/31/2012	(27.01)
68533000	FICA	CF	9300003143	10/31/2012	27.01
68533000	FICA	CF	9300003146	10/31/2012	(180.97)
68533000	FICA	CF	9300003146	10/31/2012	180.97
68533000	FICA	CF	9300003148	10/31/2012	(260.59)
68533000	FICA	CF	9300003148	10/31/2012	260.59
68533000	FICA	CF	9300003150	10/31/2012	(147.90)
68533000	FICA	CF	9300003150	10/31/2012	147.90
68533000	FICA	CF	9300003152	10/31/2012	(7,453.56)
68533000	FICA	CF	9300003152	10/31/2012	7,453.56
68533000	FICA	CF	9300003154	10/31/2012	(559.94)
68533000	FICA	CF	9300003154	10/31/2012	559.94
68533000	FICA	CF	9300003158	10/31/2012	(351.26)
68533000	FICA	CF	9300003158	10/31/2012	351.26
68533000	FICA	CF	9300003160	10/31/2012	(1,344.35)
68533000	FICA	CF	9300003160	10/31/2012	1,344.35
68533000	FICA	CF	9300003275	10/31/2012	(0.63)
68533000	FICA	CF	9300003275	10/31/2012	0.63
68533000	FICA	CF	9300003436	10/31/2012	(62.86)
68533000	FICA	CF	9300003436	10/31/2012	62.86
68533100	FICA Cap Credits	UT	9300002864	10/31/2012	(17.35)
68533100	FICA Cap Credits	UT	9300003063	10/31/2012	(1,853.38)
68533100	FICA Cap Credits	UT	9300003370	10/31/2012	(0.63)
68533100	FICA Cap Credits	UT	9300002863	10/31/2012	(7.40)
68533100	FICA Cap Credits	UT	9300003062	10/31/2012	(34.04)
68535000	SUTA	CF	9300002866	10/31/2012	27.76
68535000	SUTA	CF	9300002866	10/31/2012	(27.76)
68535000	SUTA	CF	9300002891	10/31/2012	(0.20)
68535000	SUTA	CF	9300002891	10/31/2012	0.20
68535000	SUTA	CF	9300002895	10/31/2012	0.64
68535000	SUTA	CF	9300002895	10/31/2012	(0.64)
68535000	SUTA	CF	9300002897	10/31/2012	(1.96)
68535000	SUTA	CF	9300002897	10/31/2012	1.96
68535000	SUTA	CF	9300002927	10/31/2012	(16.52)
68535000	SUTA	CF	9300002927	10/31/2012	16.52
68535000	SUTA	CF	9300002932	10/31/2012	35.02
68535000	SUTA	CF	9300002932	10/31/2012	(35.02)
68535000	SUTA	CF	9300002937	10/31/2012	(1.05)
68535000	SUTA	CF	9300002937	10/31/2012	1.05
68535000	SUTA	CF	9300002952	10/31/2012	(2.86)
68535000	SUTA	CF	9300002952	10/31/2012	2.86
68535000	SUTA	CF	9300002958	10/31/2012	(3.61)
68535000	SUTA	CF	9300002958	10/31/2012	3.61
68535000	SUTA	CF	9300002989	10/31/2012	(0.05)
68535000	SUTA	CF	9300002989	10/31/2012	0.05
68535000	SUTA	CF	9300003117	10/31/2012	(16.12)
68535000	SUTA	CF	9300003117	10/31/2012	16.12
68535000	SUTA	CF	9300003129	10/31/2012	(19.50)
68535000	SUTA	CF	9300003129	10/31/2012	19.50
68535000	SUTA	CF	9300003131	10/31/2012	(6.80)
68535000	SUTA	CF	9300003131	10/31/2012	6.80
68535000	SUTA	CF	9300003152	10/31/2012	(19.61)

## Kentucky American Water Company

Case No. 2012-00520

Response to PSC DR1, Item 31

Account	Description	Doc Type	Document Number	Posting Date	Amount
68535000	SUTA	CF	9300003152	10/31/2012	19.61
68535000	SUTA	CF	9300003158	10/31/2012	(13.94)
68535000	SUTA	CF	9300003158	10/31/2012	13.94
68535100	SUTA Cap Credits	UT	9300002864	10/31/2012	15.48
68535100	SUTA Cap Credits	UT	9300003063	10/31/2012	(0.05)
68545000	Utility Reg Assessme	CF	9300003376	10/31/2012	(12,177.99)
68545000	Utility Reg Assessme	CF	9300003376	10/31/2012	12,177.99
69011000	FIT-Current	SJ	100001690	10/31/2012	648,271.65
69021000	SIT-Current	SJ	100001690	10/31/2012	118,225.83
69031000	FIT-Oth Inc&Ded CY	SJ	100001690	10/31/2012	(1,984.86)
69041000	SIT-Oth Inc&Ded CY	SJ	100001690	10/31/2012	(361.98)
69065000	Def FIT-Other	SJ	100001690	10/31/2012	(141,601.02)
69065000	Def FIT-Other	SJ	100001690	10/31/2012	26,669.81
69073500	Def SIT-Other	SJ	100001690	10/31/2012	(25,823.88)
69073500	Def SIT-Other	SJ	100001690	10/31/2012	4,863.81
70510000	AFUDC-Equity	SA	100001681	10/31/2012	0.31
70510000	AFUDC-Equity	SA	100001681	10/31/2012	0.50
70510000	AFUDC-Equity	SA	100001681	10/31/2012	2.65
70510000	AFUDC-Equity	SA	100001681	10/31/2012	0.38
70510000	AFUDC-Equity	SA	100001681	10/31/2012	0.38
70510000	AFUDC-Equity	SA	100001681	10/31/2012	0.39
70510000	AFUDC-Equity	SA	100001681	10/31/2012	15.82
70510000	AFUDC-Equity	SA	100001681	10/31/2012	21.18
70510000	AFUDC-Equity	SA	100001681	10/31/2012	15.22
70510000	AFUDC-Equity	SA	100001681	10/31/2012	0.41
70510000	AFUDC-Equity	SA	100001681	10/31/2012	0.41
70510000	AFUDC-Equity	SA	100001681	10/31/2012	0.16
70510000	AFUDC-Equity	SA	100001681	10/31/2012	0.32
70510000	AFUDC-Equity	SA	100001681	10/31/2012	0.26
70510000	AFUDC-Equity	SA	100001681	10/31/2012	0.21
70510000	AFUDC-Equity	SA	100001681	10/31/2012	0.17
70510000	AFUDC-Equity	SA	100001681	10/31/2012	0.26
70510000	AFUDC-Equity	SA	100001681	10/31/2012	4.97
70510000	AFUDC-Equity	SA	100001681	10/31/2012	5.42
70510000	AFUDC-Equity	SA	100001681	10/31/2012	1.08
70510000	AFUDC-Equity	SA	100001681	10/31/2012	1.53
70510000	AFUDC-Equity	SA	100001681	10/31/2012	1.76
70510000	AFUDC-Equity	SA	100001681	10/31/2012	1.66
70510000	AFUDC-Equity	SA	100001681	10/31/2012	3.10
70510000	AFUDC-Equity	SA	100001681	10/31/2012	3.07
70510000	AFUDC-Equity	SA	100001681	10/31/2012	(0.31)
70510000	AFUDC-Equity	SA	100001681	10/31/2012	(0.50)
70510000	AFUDC-Equity	SA	100001681	10/31/2012	(2.65)
70510000	AFUDC-Equity	SA	100001681	10/31/2012	(0.38)
70510000	AFUDC-Equity	SA	100001681	10/31/2012	(0.38)
70510000	AFUDC-Equity	SA	100001681	10/31/2012	(0.39)
70510000	AFUDC-Equity	SA	100001681	10/31/2012	(15.82)
70510000	AFUDC-Equity	SA	100001681	10/31/2012	(21.18)
70510000	AFUDC-Equity	SA	100001681	10/31/2012	(15.22)
70510000	AFUDC-Equity	SA	100001681	10/31/2012	(0.41)
70510000	AFUDC-Equity	SA	100001681	10/31/2012	(0.41)
70510000	AFUDC-Equity	SA	100001681	10/31/2012	(0.16)
70510000	AFUDC-Equity	SA	100001681	10/31/2012	(0.32)



## Kentucky American Water Company

Case No. 2012-00520

Response to PSC DR1, Item 31

Account	Description	Doc Type	Document Number	Posting Date	Amount
70510000	AFUDC-Equity	SA	100001681	10/31/2012	(0.26)
70510000	AFUDC-Equity	SA	100001681	10/31/2012	(0.21)
70510000	AFUDC-Equity	SA	100001681	10/31/2012	(0.17)
70510000	AFUDC-Equity	SA	100001681	10/31/2012	(0.26)
70510000	AFUDC-Equity	SA	100001681	10/31/2012	(4.97)
70510000	AFUDC-Equity	SA	100001681	10/31/2012	(5.42)
70510000	AFUDC-Equity	SA	100001681	10/31/2012	(1.08)
70510000	AFUDC-Equity	SA	100001681	10/31/2012	(1.53)
70510000	AFUDC-Equity	SA	100001681	10/31/2012	(1.76)
70510000	AFUDC-Equity	SA	100001681	10/31/2012	(1.66)
70510000	AFUDC-Equity	SA	100001681	10/31/2012	(3.10)
70510000	AFUDC-Equity	SA	100001681	10/31/2012	(3.07)
70510000	AFUDC-Equity	UI	2000000371	10/31/2012	(161.66)
70510000	AFUDC-Equity	UI	2000000371	10/31/2012	(13,664.75)
70510000	AFUDC-Equity	UI	2000000371	10/31/2012	133.58
70510000	AFUDC-Equity	UI	2000000371	10/31/2012	(3,688.87)
70510000	AFUDC-Equity	UI	2000000371	10/31/2012	(24,247.77)
70510000	AFUDC-Equity	UZ	2000000372	10/31/2012	(2,114.38)
70510000	AFUDC-Equity	UI	2000000371	10/31/2012	2,114.38
70510000	AFUDC-Equity	UZ	2000000372	10/31/2012	(268.77)
70510000	AFUDC-Equity	UI	2000000371	10/31/2012	268.77
70510000	AFUDC-Equity	UZ	2000000372	10/31/2012	(1,857.92)
70510000	AFUDC-Equity	UI	2000000371	10/31/2012	1,857.92
70510000	AFUDC-Equity	UZ	2000000372	10/31/2012	(2,156.20)
70510000	AFUDC-Equity	UI	2000000371	10/31/2012	2,156.20
70510000	AFUDC-Equity	UI	2000000371	10/31/2012	37.15
70510000	AFUDC-Equity	UZ	2000000372	10/31/2012	(37.15)
70510000	AFUDC-Equity	UI	2000000371	10/31/2012	36.85
70510000	AFUDC-Equity	UZ	2000000372	10/31/2012	(36.85)
70510000	AFUDC-Equity	UI	2000000371	10/31/2012	3.95
70510000	AFUDC-Equity	UZ	2000000372	10/31/2012	(3.95)
70510000	AFUDC-Equity	UI	2000000371	10/31/2012	30.24
70510000	AFUDC-Equity	UZ	2000000372	10/31/2012	(30.24)
70510000	AFUDC-Equity	UI	2000000371	10/31/2012	33.01
70510000	AFUDC-Equity	UZ	2000000372	10/31/2012	(33.01)
70510000	AFUDC-Equity	UI	2000000371	10/31/2012	18.60
70510000	AFUDC-Equity	UZ	2000000372	10/31/2012	(18.60)
70510000	AFUDC-Equity	UI	2000000371	10/31/2012	34.78
70510000	AFUDC-Equity	UZ	2000000372	10/31/2012	(34.78)
70510000	AFUDC-Equity	UI	2000000371	10/31/2012	39.55
70510000	AFUDC-Equity	UZ	2000000372	10/31/2012	(39.55)
70510000	AFUDC-Equity	UI	2000000371	10/31/2012	15.33
70510000	AFUDC-Equity	UZ	2000000372	10/31/2012	(15.33)
70510000	AFUDC-Equity	UI	2000000371	10/31/2012	3.61
70510000	AFUDC-Equity	UZ	2000000372	10/31/2012	(3.61)
70510000	AFUDC-Equity	UI	2000000371	10/31/2012	0.19
70510000	AFUDC-Equity	UZ	2000000372	10/31/2012	(0.19)
70510000	AFUDC-Equity	UI	2000000371	10/31/2012	1,388.84
70510000	AFUDC-Equity	UZ	2000000372	10/31/2012	(1,388.84)
70510000	AFUDC-Equity	UI	2000000371	10/31/2012	38.18
70510000	AFUDC-Equity	UZ	2000000372	10/31/2012	(38.18)
70510000	AFUDC-Equity	UI	2000000371	10/31/2012	60.02
70510000	AFUDC-Equity	UZ	2000000372	10/31/2012	(60.02)

## Kentucky American Water Company

Case No. 2012-00520

Response to PSC DR1, Item 31

Account	Description	Doc Type	Document Number	Posting Date	Amount
70510000	AFUDC-Equity	UI	2000000371	10/31/2012	543.87
70510000	AFUDC-Equity	UZ	2000000372	10/31/2012	(543.87)
70510000	AFUDC-Equity	UI	2000000371	10/31/2012	328.18
70510000	AFUDC-Equity	UZ	2000000372	10/31/2012	(328.18)
70510000	AFUDC-Equity	UI	2000000371	10/31/2012	6.44
70510000	AFUDC-Equity	UZ	2000000372	10/31/2012	(6.44)
70510000	AFUDC-Equity	UI	2000000371	10/31/2012	43.39
70510000	AFUDC-Equity	UZ	2000000372	10/31/2012	(43.39)
70510000	AFUDC-Equity	UI	2000000371	10/31/2012	14.50
70510000	AFUDC-Equity	UZ	2000000372	10/31/2012	(14.50)
70510000	AFUDC-Equity	UI	2000000371	10/31/2012	85.02
70510000	AFUDC-Equity	UZ	2000000372	10/31/2012	(85.02)
70510000	AFUDC-Equity	UI	2000000371	10/31/2012	96.90
70510000	AFUDC-Equity	UZ	2000000372	10/31/2012	(96.90)
70510000	AFUDC-Equity	UI	2000000371	10/31/2012	45.37
70510000	AFUDC-Equity	UZ	2000000372	10/31/2012	(45.37)
70510000	AFUDC-Equity	UI	2000000371	10/31/2012	19.79
70510000	AFUDC-Equity	UZ	2000000372	10/31/2012	(19.79)
70510000	AFUDC-Equity	UI	2000000371	10/31/2012	0.77
70510000	AFUDC-Equity	UZ	2000000372	10/31/2012	(0.77)
70510000	AFUDC-Equity	UI	2000000371	10/31/2012	25.68
70510000	AFUDC-Equity	UZ	2000000372	10/31/2012	(25.68)
70510000	AFUDC-Equity	UI	2000000371	10/31/2012	0.62
70510000	AFUDC-Equity	UZ	2000000372	10/31/2012	(0.62)
70510000	AFUDC-Equity	UI	2000000371	10/31/2012	1,145.39
70510000	AFUDC-Equity	UZ	2000000372	10/31/2012	(1,145.39)
70510000	AFUDC-Equity	UI	2000000371	10/31/2012	11.69
70510000	AFUDC-Equity	UZ	2000000372	10/31/2012	(11.69)
70510000	AFUDC-Equity	UI	2000000371	10/31/2012	17.31
70510000	AFUDC-Equity	UZ	2000000372	10/31/2012	(17.31)
70510000	AFUDC-Equity	UI	2000000371	10/31/2012	37.46
70510000	AFUDC-Equity	UZ	2000000372	10/31/2012	(37.46)
70510000	AFUDC-Equity	UI	2000000371	10/31/2012	17.45
70510000	AFUDC-Equity	UZ	2000000372	10/31/2012	(17.45)
70510000	AFUDC-Equity	UI	2000000371	10/31/2012	15.06
70510000	AFUDC-Equity	UZ	2000000372	10/31/2012	(15.06)
70510000	AFUDC-Equity	UI	2000000371	10/31/2012	10.37
70510000	AFUDC-Equity	UZ	2000000372	10/31/2012	(10.37)
70510000	AFUDC-Equity	UI	2000000371	10/31/2012	98.77
70510000	AFUDC-Equity	UZ	2000000372	10/31/2012	(98.77)
70510000	AFUDC-Equity	UI	2000000371	10/31/2012	163.63
70510000	AFUDC-Equity	UZ	2000000372	10/31/2012	(163.63)
70510000	AFUDC-Equity	UI	2000000371	10/31/2012	227.59
70510000	AFUDC-Equity	UZ	2000000372	10/31/2012	(227.59)
70510000	AFUDC-Equity	UI	2000000371	10/31/2012	104.37
70510000	AFUDC-Equity	UZ	2000000372	10/31/2012	(104.37)
70510000	AFUDC-Equity	UI	2000000371	10/31/2012	133.15
70510000	AFUDC-Equity	UZ	2000000372	10/31/2012	(133.15)
70510000	AFUDC-Equity	UI	2000000371	10/31/2012	22.47
70510000	AFUDC-Equity	UZ	2000000372	10/31/2012	(22.47)
70510000	AFUDC-Equity	UI	2000000371	10/31/2012	80.29
70510000	AFUDC-Equity	UZ	2000000372	10/31/2012	(80.29)
70510000	AFUDC-Equity	UI	2000000371	10/31/2012	5.12

Kentucky American Water Company

Case No. 2012-00520

Response to PSC DR1, Item 31

Account	Description	Doc Type	Document Number	Posting Date	Amount
70510000	AFUDC-Equity	UZ	2000000372	10/31/2012	(5.12)
70510000	AFUDC-Equity	UI	2000000371	10/31/2012	45.04
70510000	AFUDC-Equity	UZ	2000000372	10/31/2012	(45.04)
70510000	AFUDC-Equity	UI	2000000371	10/31/2012	2,616.56
70510000	AFUDC-Equity	UZ	2000000372	10/31/2012	(2,616.56)
70510000	AFUDC-Equity	UI	2000000371	10/31/2012	3,224.68
70510000	AFUDC-Equity	UZ	2000000372	10/31/2012	(3,224.68)
70510000	AFUDC-Equity	UI	2000000371	10/31/2012	24.61
70510000	AFUDC-Equity	UZ	2000000372	10/31/2012	(24.61)
70510000	AFUDC-Equity	UI	2000000371	10/31/2012	92.16
70510000	AFUDC-Equity	UZ	2000000372	10/31/2012	(92.16)
70510000	AFUDC-Equity	UI	2000000371	10/31/2012	639.06
70510000	AFUDC-Equity	UZ	2000000372	10/31/2012	(639.06)
70510000	AFUDC-Equity	UI	2000000371	10/31/2012	12.75
70510000	AFUDC-Equity	UZ	2000000372	10/31/2012	(12.75)
70510000	AFUDC-Equity	UI	2000000371	10/31/2012	9.52
70510000	AFUDC-Equity	UZ	2000000372	10/31/2012	(9.52)
70510000	AFUDC-Equity	UI	2000000371	10/31/2012	20.05
70510000	AFUDC-Equity	UZ	2000000372	10/31/2012	(20.05)
70510000	AFUDC-Equity	UI	2000000371	10/31/2012	1,612.50
70510000	AFUDC-Equity	UZ	2000000372	10/31/2012	(1,612.50)
70510000	AFUDC-Equity	UI	2000000371	10/31/2012	263.84
70510000	AFUDC-Equity	UZ	2000000372	10/31/2012	(263.84)
70510000	AFUDC-Equity	UI	2000000371	10/31/2012	11.29
70510000	AFUDC-Equity	UZ	2000000372	10/31/2012	(11.29)
70510000	AFUDC-Equity	UI	2000000371	10/31/2012	12.09
70510000	AFUDC-Equity	UZ	2000000372	10/31/2012	(12.09)
70510000	AFUDC-Equity	UI	2000000371	10/31/2012	12.60
70510000	AFUDC-Equity	UZ	2000000372	10/31/2012	(12.60)
70510000	AFUDC-Equity	UI	2000000371	10/31/2012	0.35
70510000	AFUDC-Equity	UZ	2000000372	10/31/2012	(0.35)
70510000	AFUDC-Equity	UI	2000000371	10/31/2012	30.49
70510000	AFUDC-Equity	UZ	2000000372	10/31/2012	(30.49)
70510000	AFUDC-Equity	UI	2000000371	10/31/2012	507.73
70510000	AFUDC-Equity	UZ	2000000372	10/31/2012	(507.73)
70510000	AFUDC-Equity	UI	2000000371	10/31/2012	3.51
70510000	AFUDC-Equity	UZ	2000000372	10/31/2012	(3.51)
70510000	AFUDC-Equity	UI	2000000371	10/31/2012	1.73
70510000	AFUDC-Equity	UZ	2000000372	10/31/2012	(1.73)
70510000	AFUDC-Equity	UI	2000000371	10/31/2012	0.01
70510000	AFUDC-Equity	UZ	2000000372	10/31/2012	(0.01)
70510000	AFUDC-Equity	UI	2000000371	10/31/2012	2.65
70510000	AFUDC-Equity	UZ	2000000372	10/31/2012	(2.65)
70510000	AFUDC-Equity	UI	2000000371	10/31/2012	10.21
70510000	AFUDC-Equity	UZ	2000000372	10/31/2012	(10.21)
70510000	AFUDC-Equity	UI	2000000371	10/31/2012	1.76
70510000	AFUDC-Equity	UZ	2000000372	10/31/2012	(1.76)
70510000	AFUDC-Equity	UI	2000000371	10/31/2012	16.03
70510000	AFUDC-Equity	UZ	2000000372	10/31/2012	(16.03)
70510000	AFUDC-Equity	UI	2000000371	10/31/2012	9.86
70510000	AFUDC-Equity	UZ	2000000372	10/31/2012	(9.86)
70510000	AFUDC-Equity	UI	2000000371	10/31/2012	239.80
70510000	AFUDC-Equity	UZ	2000000372	10/31/2012	(239.80)

## Kentucky American Water Company

Case No. 2012-00520

Response to PSC DR1, Item 31

Account	Description	Doc Type	Document Number	Posting Date	Amount
70510000	AFUDC-Equity	UI	2000000371	10/31/2012	38.91
70510000	AFUDC-Equity	UZ	2000000372	10/31/2012	(38.91)
70510000	AFUDC-Equity	UI	2000000371	10/31/2012	68.64
70510000	AFUDC-Equity	UZ	2000000372	10/31/2012	(68.64)
70510000	AFUDC-Equity	UI	2000000371	10/31/2012	106.07
70510000	AFUDC-Equity	UZ	2000000372	10/31/2012	(106.07)
70510000	AFUDC-Equity	UI	2000000371	10/31/2012	270.70
70510000	AFUDC-Equity	UZ	2000000372	10/31/2012	(270.70)
70510000	AFUDC-Equity	UI	2000000371	10/31/2012	212.90
70510000	AFUDC-Equity	UZ	2000000372	10/31/2012	(212.90)
70510000	AFUDC-Equity	UI	2000000371	10/31/2012	101.09
70510000	AFUDC-Equity	UZ	2000000372	10/31/2012	(101.09)
70510000	AFUDC-Equity	UI	2000000371	10/31/2012	0.22
70510000	AFUDC-Equity	UZ	2000000372	10/31/2012	(0.22)
70510000	AFUDC-Equity	UI	2000000371	10/31/2012	120.29
70510000	AFUDC-Equity	UZ	2000000372	10/31/2012	(120.29)
70510000	AFUDC-Equity	UI	2000000371	10/31/2012	0.22
70510000	AFUDC-Equity	UZ	2000000372	10/31/2012	(0.22)
70510000	AFUDC-Equity	UI	2000000371	10/31/2012	175.98
70510000	AFUDC-Equity	UZ	2000000372	10/31/2012	(175.98)
70510000	AFUDC-Equity	UI	2000000371	10/31/2012	0.03
70510000	AFUDC-Equity	UZ	2000000372	10/31/2012	(0.03)
70510000	AFUDC-Equity	UI	2000000371	10/31/2012	81.98
70510000	AFUDC-Equity	UZ	2000000372	10/31/2012	(81.98)
70510000	AFUDC-Equity	UI	2000000371	10/31/2012	0.10
70510000	AFUDC-Equity	UZ	2000000372	10/31/2012	(0.10)
70510000	AFUDC-Equity	UI	2000000371	10/31/2012	81.68
70510000	AFUDC-Equity	UZ	2000000372	10/31/2012	(81.68)
70510000	AFUDC-Equity	UI	2000000371	10/31/2012	0.51
70510000	AFUDC-Equity	UZ	2000000372	10/31/2012	(0.51)
70510000	AFUDC-Equity	UI	2000000371	10/31/2012	75.62
70510000	AFUDC-Equity	UZ	2000000372	10/31/2012	(75.62)
70510000	AFUDC-Equity	UI	2000000371	10/31/2012	0.60
70510000	AFUDC-Equity	UZ	2000000372	10/31/2012	(0.60)
70510000	AFUDC-Equity	UI	2000000371	10/31/2012	542.23
70510000	AFUDC-Equity	UZ	2000000372	10/31/2012	(542.23)
70510000	AFUDC-Equity	UI	2000000371	10/31/2012	354.62
70510000	AFUDC-Equity	UZ	2000000372	10/31/2012	(354.62)
70510000	AFUDC-Equity	UI	2000000371	10/31/2012	46.21
70510000	AFUDC-Equity	UZ	2000000372	10/31/2012	(46.21)
70510000	AFUDC-Equity	UI	2000000371	10/31/2012	46.21
70510000	AFUDC-Equity	UZ	2000000372	10/31/2012	(46.21)
70510000	AFUDC-Equity	UI	2000000371	10/31/2012	0.01
70510000	AFUDC-Equity	UZ	2000000372	10/31/2012	(0.01)
70510000	AFUDC-Equity	UI	2000000371	10/31/2012	523.50
70510000	AFUDC-Equity	UZ	2000000372	10/31/2012	(523.50)
70510000	AFUDC-Equity	UI	2000000371	10/31/2012	0.15
70510000	AFUDC-Equity	UZ	2000000372	10/31/2012	(0.15)
70510000	AFUDC-Equity	UI	2000000371	10/31/2012	431.33
70510000	AFUDC-Equity	UZ	2000000372	10/31/2012	(431.33)
70510000	AFUDC-Equity	UI	2000000371	10/31/2012	72.99
70510000	AFUDC-Equity	UZ	2000000372	10/31/2012	(72.99)
70510000	AFUDC-Equity	UI	2000000371	10/31/2012	27.04

## Kentucky American Water Company

Case No. 2012-00520

Response to PSC DR1, Item 31

Account	Description	Doc Type	Document Number	Posting Date	Amount
70510000	AFUDC-Equity	UZ	2000000372	10/31/2012	(27.04)
70510000	AFUDC-Equity	UI	2000000371	10/31/2012	4.25
70510000	AFUDC-Equity	UZ	2000000372	10/31/2012	(4.25)
70510000	AFUDC-Equity	UI	2000000371	10/31/2012	6.67
70510000	AFUDC-Equity	UZ	2000000372	10/31/2012	(6.67)
70510000	AFUDC-Equity	UI	2000000371	10/31/2012	6.67
70510000	AFUDC-Equity	UZ	2000000372	10/31/2012	(6.67)
70510000	AFUDC-Equity	UI	2000000371	10/31/2012	4.25
70510000	AFUDC-Equity	UZ	2000000372	10/31/2012	(4.25)
70510000	AFUDC-Equity	UI	2000000371	10/31/2012	28.25
70510000	AFUDC-Equity	UZ	2000000372	10/31/2012	(28.25)
70510000	AFUDC-Equity	UI	2000000371	10/31/2012	36.27
70510000	AFUDC-Equity	UZ	2000000372	10/31/2012	(36.27)
70510000	AFUDC-Equity	UI	2000000371	10/31/2012	36.27
70510000	AFUDC-Equity	UZ	2000000372	10/31/2012	(36.27)
70510000	AFUDC-Equity	UI	2000000371	10/31/2012	18.66
70510000	AFUDC-Equity	UZ	2000000372	10/31/2012	(18.66)
70510000	AFUDC-Equity	UI	2000000371	10/31/2012	18.66
70510000	AFUDC-Equity	UZ	2000000372	10/31/2012	(18.66)
70510000	AFUDC-Equity	UI	2000000371	10/31/2012	3.50
70510000	AFUDC-Equity	UZ	2000000372	10/31/2012	(3.50)
70510000	AFUDC-Equity	UI	2000000371	10/31/2012	14.28
70510000	AFUDC-Equity	UZ	2000000372	10/31/2012	(14.28)
70510000	AFUDC-Equity	UI	2000000371	10/31/2012	27.15
70510000	AFUDC-Equity	UZ	2000000372	10/31/2012	(27.15)
70510000	AFUDC-Equity	UI	2000000371	10/31/2012	27.15
70510000	AFUDC-Equity	UZ	2000000372	10/31/2012	(27.15)
70510000	AFUDC-Equity	UI	2000000371	10/31/2012	(0.31)
70510000	AFUDC-Equity	UZ	2000000372	10/31/2012	0.31
70510000	AFUDC-Equity	UZ	2000000415	10/31/2012	(0.31)
70510000	AFUDC-Equity	UI	2000000371	10/31/2012	(0.50)
70510000	AFUDC-Equity	UZ	2000000372	10/31/2012	0.50
70510000	AFUDC-Equity	UZ	2000000415	10/31/2012	(0.50)
70510000	AFUDC-Equity	UI	2000000371	10/31/2012	(2.65)
70510000	AFUDC-Equity	UZ	2000000372	10/31/2012	2.65
70510000	AFUDC-Equity	UZ	2000000415	10/31/2012	(2.65)
70510000	AFUDC-Equity	UI	2000000371	10/31/2012	(0.38)
70510000	AFUDC-Equity	UZ	2000000372	10/31/2012	0.38
70510000	AFUDC-Equity	UZ	2000000415	10/31/2012	(0.38)
70510000	AFUDC-Equity	UI	2000000371	10/31/2012	(0.38)
70510000	AFUDC-Equity	UZ	2000000372	10/31/2012	0.38
70510000	AFUDC-Equity	UZ	2000000415	10/31/2012	(0.38)
70510000	AFUDC-Equity	UI	2000000371	10/31/2012	(0.39)
70510000	AFUDC-Equity	UZ	2000000372	10/31/2012	0.39
70510000	AFUDC-Equity	UZ	2000000415	10/31/2012	(0.39)
70510000	AFUDC-Equity	UI	2000000371	10/31/2012	(15.82)
70510000	AFUDC-Equity	UZ	2000000372	10/31/2012	15.82
70510000	AFUDC-Equity	UZ	2000000415	10/31/2012	(15.82)
70510000	AFUDC-Equity	UI	2000000371	10/31/2012	(21.18)
70510000	AFUDC-Equity	UZ	2000000372	10/31/2012	21.18
70510000	AFUDC-Equity	UZ	2000000415	10/31/2012	(21.18)
70510000	AFUDC-Equity	UI	2000000371	10/31/2012	(15.22)
70510000	AFUDC-Equity	UZ	2000000372	10/31/2012	15.22

## Kentucky American Water Company

Case No. 2012-00520

Response to PSC DR1, Item 31

Account	Description	Doc Type	Document Number	Posting Date	Amount
70510000	AFUDC-Equity	UZ	2000000415	10/31/2012	(15.22)
70510000	AFUDC-Equity	UI	2000000371	10/31/2012	(0.41)
70510000	AFUDC-Equity	UZ	2000000372	10/31/2012	0.41
70510000	AFUDC-Equity	UZ	2000000415	10/31/2012	(0.41)
70510000	AFUDC-Equity	UI	2000000371	10/31/2012	(0.41)
70510000	AFUDC-Equity	UZ	2000000372	10/31/2012	0.41
70510000	AFUDC-Equity	UZ	2000000415	10/31/2012	(0.41)
70510000	AFUDC-Equity	UI	2000000371	10/31/2012	(0.16)
70510000	AFUDC-Equity	UZ	2000000372	10/31/2012	0.16
70510000	AFUDC-Equity	UZ	2000000415	10/31/2012	(0.16)
70510000	AFUDC-Equity	UI	2000000371	10/31/2012	(0.32)
70510000	AFUDC-Equity	UZ	2000000372	10/31/2012	0.32
70510000	AFUDC-Equity	UZ	2000000415	10/31/2012	(0.32)
70510000	AFUDC-Equity	UI	2000000371	10/31/2012	(0.26)
70510000	AFUDC-Equity	UZ	2000000372	10/31/2012	0.26
70510000	AFUDC-Equity	UZ	2000000415	10/31/2012	(0.26)
70510000	AFUDC-Equity	UI	2000000371	10/31/2012	(0.21)
70510000	AFUDC-Equity	UZ	2000000372	10/31/2012	0.21
70510000	AFUDC-Equity	UZ	2000000415	10/31/2012	(0.21)
70510000	AFUDC-Equity	UI	2000000371	10/31/2012	(0.17)
70510000	AFUDC-Equity	UZ	2000000372	10/31/2012	0.17
70510000	AFUDC-Equity	UZ	2000000415	10/31/2012	(0.17)
70510000	AFUDC-Equity	UI	2000000371	10/31/2012	(0.26)
70510000	AFUDC-Equity	UZ	2000000372	10/31/2012	0.26
70510000	AFUDC-Equity	UZ	2000000415	10/31/2012	(0.26)
70510000	AFUDC-Equity	UI	2000000371	10/31/2012	(4.97)
70510000	AFUDC-Equity	UZ	2000000372	10/31/2012	4.97
70510000	AFUDC-Equity	UZ	2000000415	10/31/2012	(4.97)
70510000	AFUDC-Equity	UI	2000000371	10/31/2012	(5.42)
70510000	AFUDC-Equity	UZ	2000000372	10/31/2012	5.42
70510000	AFUDC-Equity	UZ	2000000415	10/31/2012	(5.42)
70510000	AFUDC-Equity	UI	2000000371	10/31/2012	(1.08)
70510000	AFUDC-Equity	UZ	2000000372	10/31/2012	1.08
70510000	AFUDC-Equity	UZ	2000000415	10/31/2012	(1.08)
70510000	AFUDC-Equity	UI	2000000371	10/31/2012	(1.53)
70510000	AFUDC-Equity	UZ	2000000372	10/31/2012	1.53
70510000	AFUDC-Equity	UZ	2000000415	10/31/2012	(1.53)
70510000	AFUDC-Equity	UI	2000000371	10/31/2012	(1.76)
70510000	AFUDC-Equity	UZ	2000000372	10/31/2012	1.76
70510000	AFUDC-Equity	UZ	2000000415	10/31/2012	(1.76)
70510000	AFUDC-Equity	UI	2000000371	10/31/2012	(1.66)
70510000	AFUDC-Equity	UZ	2000000372	10/31/2012	1.66
70510000	AFUDC-Equity	UZ	2000000415	10/31/2012	(1.66)
70510000	AFUDC-Equity	UI	2000000371	10/31/2012	(3.10)
70510000	AFUDC-Equity	UZ	2000000372	10/31/2012	3.10
70510000	AFUDC-Equity	UZ	2000000415	10/31/2012	(3.10)
70510000	AFUDC-Equity	UI	2000000371	10/31/2012	(3.07)
70510000	AFUDC-Equity	UZ	2000000372	10/31/2012	3.07
70510000	AFUDC-Equity	UZ	2000000415	10/31/2012	(3.07)
70510000	AFUDC-Equity	UI	2000000371	10/31/2012	236.66
70510000	AFUDC-Equity	UZ	2000000372	10/31/2012	(236.66)
70510000	AFUDC-Equity	UI	2000000371	10/31/2012	248.26
70510000	AFUDC-Equity	UZ	2000000372	10/31/2012	(248.26)

## Kentucky American Water Company

Case No. 2012-00520

Response to PSC DR1, Item 31

Account	Description	Doc Type	Document Number	Posting Date	Amount
70510000	AFUDC-Equity	UI	2000000371	10/31/2012	7.63
70510000	AFUDC-Equity	UZ	2000000372	10/31/2012	(7.63)
70510000	AFUDC-Equity	UI	2000000371	10/31/2012	7.71
70510000	AFUDC-Equity	UZ	2000000372	10/31/2012	(7.71)
70510000	AFUDC-Equity	UI	2000000371	10/31/2012	272.70
70510000	AFUDC-Equity	UZ	2000000372	10/31/2012	(272.70)
70510000	AFUDC-Equity	UI	2000000371	10/31/2012	272.70
70510000	AFUDC-Equity	UZ	2000000372	10/31/2012	(272.70)
71521000	M&J Expenses	CF	9300003165	10/31/2012	2,459.33
71521000	M&J Expenses	CF	9300003165	10/31/2012	(2,459.33)
71521000	M&J Expenses	CF	9300003166	10/31/2012	585.77
71521000	M&J Expenses	CF	9300003166	10/31/2012	(585.77)
71521000	M&J Expenses	CF	9300003167	10/31/2012	2,679.48
71521000	M&J Expenses	CF	9300003167	10/31/2012	(2,679.48)
71521000	M&J Expenses	CF	9300003168	10/31/2012	531.03
71521000	M&J Expenses	CF	9300003168	10/31/2012	(531.03)
71521000	M&J Expenses	CF	9300003169	10/31/2012	2,574.09
71521000	M&J Expenses	CF	9300003169	10/31/2012	(2,574.09)
71521000	M&J Expenses	CF	9300003170	10/31/2012	675.63
71521000	M&J Expenses	CF	9300003170	10/31/2012	(675.63)
71521000	M&J Expenses	CS	9300003172	10/31/2012	(9,505.33)
71521000	M&J Expenses	CS	9300003172	10/31/2012	9,505.33
71521000	M&J Expenses	CS	9300003234	10/31/2012	713.69
72802100	CIAC Rcpt Non-SrvClr	DR	4000003019	10/31/2012	(817.00)
72802100	CIAC Rcpt Non-SrvClr	DR	4000003030	10/31/2012	(817.00)
72802100	CIAC Rcpt Non-SrvClr	UZ	2000000349	10/31/2012	16,358.00
72802100	CIAC Rcpt Non-SrvClr	UZ	2000000353	10/31/2012	5,719.00
72803000	Salvg/Scrap Rcpt Clr	SA	100001447	10/31/2012	(500.00)
72803000	Salvg/Scrap Rcpt Clr	SA	100001447	10/31/2012	(500.00)
72803000	Salvg/Scrap Rcpt Clr	SA	100001672	10/31/2012	950.00
72803000	Salvg/Scrap Rcpt Clr	CF	9300003193	10/31/2012	950.00
72803000	Salvg/Scrap Rcpt Clr	CF	9300003193	10/31/2012	(950.00)
72803000	Salvg/Scrap Rcpt Clr	CF	9300004237	10/31/2012	(950.00)
72803000	Salvg/Scrap Rcpt Clr	CF	9300004237	10/31/2012	950.00
72803000	Salvg/Scrap Rcpt Clr	UZ	2000000345	10/31/2012	500.00
72803000	Salvg/Scrap Rcpt Clr	UZ	2000000345	10/31/2012	500.00
72803100	Prop Sale Rcpt Clr	SA	100001447	10/31/2012	500.00
72803100	Prop Sale Rcpt Clr	SA	100001447	10/31/2012	500.00
72803100	Prop Sale Rcpt Clr	UZ	2000000345	10/31/2012	(1,000.00)
75510000	Amort UPAA	SQ	9600000070	10/31/2012	(35.38)
75820000	Othr Income Deductns	CF	9300003081	10/31/2012	(8,500.00)
75820000	Othr Income Deductns	CF	9300003081	10/31/2012	8,500.00
75840000	Lobbying Expenses	CF	9300003195	10/31/2012	(5,890.40)
75840000	Lobbying Expenses	CF	9300003195	10/31/2012	5,890.40
75840000	Lobbying Expenses	SR	9600000079	10/31/2012	469.72
81010000	Interest LTD	UT	9300003171	10/31/2012	(21,751.58)
81010000	Interest LTD	UT	9300003215	10/31/2012	(10,875.79)
81010000	Interest LTD	SR	9600000083	10/31/2012	10,875.79
81010000	Interest LTD	SR	9600000083	10/31/2012	(10,875.79)
81010000	Interest LTD	SA	9700000002	10/31/2012	(456,884.59)
81015000	Interest LTD Interco	SA	9700000002	10/31/2012	(1,346,312.43)
81020000	Div Decl P/S w/ MRR	SA	9700000002	10/31/2012	(31,762.50)
81315000	Interest STD Interco	TI	3000005353	10/31/2012	2,714.86

Kentucky American Water Company  
Case No. 2012-00520  
Response to PSC DR1, Item 31

Account	Description	Doc Type	Document Number	Posting Date	Amount
82010000	Amort Debt Disc&Exp	TC	3000005284	10/31/2012	191.10
82010000	Amort Debt Disc&Exp	TC	3000005285	10/31/2012	202.37
82010000	Amort Debt Disc&Exp	TC	3000005286	10/31/2012	271.77
82015000	Amort Dbt Dsc&Ex I/C	TC	3000005287	10/31/2012	1,699.00
82015000	Amort Dbt Dsc&Ex I/C	TC	3000005288	10/31/2012	1,083.91
82015000	Amort Dbt Dsc&Ex I/C	TC	3000005289	10/31/2012	905.37
82015000	Amort Dbt Dsc&Ex I/C	TC	3000005290	10/31/2012	1,383.42
82015000	Amort Dbt Dsc&Ex I/C	SA	100001682	10/31/2012	(5.70)
82020000	Amort P/S Exp w/ MRR	SR	9600000082	10/31/2012	64.24
85000000	AFUDC Debt	SA	100001681	10/31/2012	0.24
85000000	AFUDC Debt	SA	100001681	10/31/2012	0.39
85000000	AFUDC Debt	SA	100001681	10/31/2012	2.03
85000000	AFUDC Debt	SA	100001681	10/31/2012	0.29
85000000	AFUDC Debt	SA	100001681	10/31/2012	0.29
85000000	AFUDC Debt	SA	100001681	10/31/2012	0.30
85000000	AFUDC Debt	SA	100001681	10/31/2012	12.13
85000000	AFUDC Debt	SA	100001681	10/31/2012	16.25
85000000	AFUDC Debt	SA	100001681	10/31/2012	11.68
85000000	AFUDC Debt	SA	100001681	10/31/2012	0.31
85000000	AFUDC Debt	SA	100001681	10/31/2012	0.31
85000000	AFUDC Debt	SA	100001681	10/31/2012	0.13
85000000	AFUDC Debt	SA	100001681	10/31/2012	0.25
85000000	AFUDC Debt	SA	100001681	10/31/2012	0.20
85000000	AFUDC Debt	SA	100001681	10/31/2012	0.17
85000000	AFUDC Debt	SA	100001681	10/31/2012	0.13
85000000	AFUDC Debt	SA	100001681	10/31/2012	0.20
85000000	AFUDC Debt	SA	100001681	10/31/2012	3.81
85000000	AFUDC Debt	SA	100001681	10/31/2012	4.16
85000000	AFUDC Debt	SA	100001681	10/31/2012	0.83
85000000	AFUDC Debt	SA	100001681	10/31/2012	1.18
85000000	AFUDC Debt	SA	100001681	10/31/2012	1.35
85000000	AFUDC Debt	SA	100001681	10/31/2012	1.27
85000000	AFUDC Debt	SA	100001681	10/31/2012	2.38
85000000	AFUDC Debt	SA	100001681	10/31/2012	2.35
85000000	AFUDC Debt	SA	100001681	10/31/2012	(0.24)
85000000	AFUDC Debt	SA	100001681	10/31/2012	(0.39)
85000000	AFUDC Debt	SA	100001681	10/31/2012	(2.03)
85000000	AFUDC Debt	SA	100001681	10/31/2012	(0.29)
85000000	AFUDC Debt	SA	100001681	10/31/2012	(0.29)
85000000	AFUDC Debt	SA	100001681	10/31/2012	(0.30)
85000000	AFUDC Debt	SA	100001681	10/31/2012	(12.13)
85000000	AFUDC Debt	SA	100001681	10/31/2012	(16.25)
85000000	AFUDC Debt	SA	100001681	10/31/2012	(11.68)
85000000	AFUDC Debt	SA	100001681	10/31/2012	(0.31)
85000000	AFUDC Debt	SA	100001681	10/31/2012	(0.31)
85000000	AFUDC Debt	SA	100001681	10/31/2012	(0.13)
85000000	AFUDC Debt	SA	100001681	10/31/2012	(0.25)
85000000	AFUDC Debt	SA	100001681	10/31/2012	(0.20)
85000000	AFUDC Debt	SA	100001681	10/31/2012	(0.17)
85000000	AFUDC Debt	SA	100001681	10/31/2012	(0.13)
85000000	AFUDC Debt	SA	100001681	10/31/2012	(0.20)
85000000	AFUDC Debt	SA	100001681	10/31/2012	(3.81)
85000000	AFUDC Debt	SA	100001681	10/31/2012	(4.16)



## Kentucky American Water Company

Case No. 2012-00520

Response to PSC DR1, Item 31

Account	Description	Doc Type	Document Number	Posting Date	Amount
85000000	AFUDC Debt	SA	100001681	10/31/2012	(0.83)
85000000	AFUDC Debt	SA	100001681	10/31/2012	(1.18)
85000000	AFUDC Debt	SA	100001681	10/31/2012	(1.35)
85000000	AFUDC Debt	SA	100001681	10/31/2012	(1.27)
85000000	AFUDC Debt	SA	100001681	10/31/2012	(2.38)
85000000	AFUDC Debt	SA	100001681	10/31/2012	(2.35)
85000000	AFUDC Debt	UI	2000000371	10/31/2012	62.63
85000000	AFUDC Debt	UI	2000000371	10/31/2012	(1,728.98)
85000000	AFUDC Debt	UI	2000000371	10/31/2012	(75.77)
85000000	AFUDC Debt	UI	2000000371	10/31/2012	(11,364.99)
85000000	AFUDC Debt	UI	2000000371	10/31/2012	(6,404.72)
85000000	AFUDC Debt	UZ	2000000372	10/31/2012	(1,621.99)
85000000	AFUDC Debt	UI	2000000371	10/31/2012	1,621.99
85000000	AFUDC Debt	UZ	2000000372	10/31/2012	(206.18)
85000000	AFUDC Debt	UI	2000000371	10/31/2012	206.18
85000000	AFUDC Debt	UZ	2000000372	10/31/2012	(1,425.26)
85000000	AFUDC Debt	UI	2000000371	10/31/2012	1,425.26
85000000	AFUDC Debt	UZ	2000000372	10/31/2012	(1,654.07)
85000000	AFUDC Debt	UI	2000000371	10/31/2012	1,654.07
85000000	AFUDC Debt	UI	2000000371	10/31/2012	28.50
85000000	AFUDC Debt	UZ	2000000372	10/31/2012	(28.50)
85000000	AFUDC Debt	UI	2000000371	10/31/2012	28.27
85000000	AFUDC Debt	UZ	2000000372	10/31/2012	(28.27)
85000000	AFUDC Debt	UI	2000000371	10/31/2012	3.03
85000000	AFUDC Debt	UZ	2000000372	10/31/2012	(3.03)
85000000	AFUDC Debt	UI	2000000371	10/31/2012	23.20
85000000	AFUDC Debt	UZ	2000000372	10/31/2012	(23.20)
85000000	AFUDC Debt	UI	2000000371	10/31/2012	25.32
85000000	AFUDC Debt	UZ	2000000372	10/31/2012	(25.32)
85000000	AFUDC Debt	UI	2000000371	10/31/2012	14.27
85000000	AFUDC Debt	UZ	2000000372	10/31/2012	(14.27)
85000000	AFUDC Debt	UI	2000000371	10/31/2012	26.68
85000000	AFUDC Debt	UZ	2000000372	10/31/2012	(26.68)
85000000	AFUDC Debt	UI	2000000371	10/31/2012	30.34
85000000	AFUDC Debt	UZ	2000000372	10/31/2012	(30.34)
85000000	AFUDC Debt	UI	2000000371	10/31/2012	11.76
85000000	AFUDC Debt	UZ	2000000372	10/31/2012	(11.76)
85000000	AFUDC Debt	UI	2000000371	10/31/2012	2.77
85000000	AFUDC Debt	UZ	2000000372	10/31/2012	(2.77)
85000000	AFUDC Debt	UI	2000000371	10/31/2012	0.15
85000000	AFUDC Debt	UZ	2000000372	10/31/2012	(0.15)
85000000	AFUDC Debt	UI	2000000371	10/31/2012	1,065.41
85000000	AFUDC Debt	UZ	2000000372	10/31/2012	(1,065.41)
85000000	AFUDC Debt	UI	2000000371	10/31/2012	29.29
85000000	AFUDC Debt	UZ	2000000372	10/31/2012	(29.29)
85000000	AFUDC Debt	UI	2000000371	10/31/2012	46.04
85000000	AFUDC Debt	UZ	2000000372	10/31/2012	(46.04)
85000000	AFUDC Debt	UI	2000000371	10/31/2012	417.21
85000000	AFUDC Debt	UZ	2000000372	10/31/2012	(417.21)
85000000	AFUDC Debt	UI	2000000371	10/31/2012	251.76
85000000	AFUDC Debt	UZ	2000000372	10/31/2012	(251.76)
85000000	AFUDC Debt	UI	2000000371	10/31/2012	4.94
85000000	AFUDC Debt	UZ	2000000372	10/31/2012	(4.94)

## Kentucky American Water Company

Case No. 2012-00520

Response to PSC DR1, Item 31

Account	Description	Doc Type	Document Number	Posting Date	Amount
85000000	AFUDC Debt	UI	2000000371	10/31/2012	33.29
85000000	AFUDC Debt	UZ	2000000372	10/31/2012	(33.29)
85000000	AFUDC Debt	UI	2000000371	10/31/2012	11.13
85000000	AFUDC Debt	UZ	2000000372	10/31/2012	(11.13)
85000000	AFUDC Debt	UI	2000000371	10/31/2012	65.22
85000000	AFUDC Debt	UZ	2000000372	10/31/2012	(65.22)
85000000	AFUDC Debt	UI	2000000371	10/31/2012	74.33
85000000	AFUDC Debt	UZ	2000000372	10/31/2012	(74.33)
85000000	AFUDC Debt	UI	2000000371	10/31/2012	34.80
85000000	AFUDC Debt	UZ	2000000372	10/31/2012	(34.80)
85000000	AFUDC Debt	UI	2000000371	10/31/2012	15.18
85000000	AFUDC Debt	UZ	2000000372	10/31/2012	(15.18)
85000000	AFUDC Debt	UI	2000000371	10/31/2012	0.59
85000000	AFUDC Debt	UZ	2000000372	10/31/2012	(0.59)
85000000	AFUDC Debt	UI	2000000371	10/31/2012	19.70
85000000	AFUDC Debt	UZ	2000000372	10/31/2012	(19.70)
85000000	AFUDC Debt	UI	2000000371	10/31/2012	0.48
85000000	AFUDC Debt	UZ	2000000372	10/31/2012	(0.48)
85000000	AFUDC Debt	UI	2000000371	10/31/2012	878.66
85000000	AFUDC Debt	UZ	2000000372	10/31/2012	(878.66)
85000000	AFUDC Debt	UI	2000000371	10/31/2012	8.97
85000000	AFUDC Debt	UZ	2000000372	10/31/2012	(8.97)
85000000	AFUDC Debt	UI	2000000371	10/31/2012	13.28
85000000	AFUDC Debt	UZ	2000000372	10/31/2012	(13.28)
85000000	AFUDC Debt	UI	2000000371	10/31/2012	28.74
85000000	AFUDC Debt	UZ	2000000372	10/31/2012	(28.74)
85000000	AFUDC Debt	UI	2000000371	10/31/2012	13.39
85000000	AFUDC Debt	UZ	2000000372	10/31/2012	(13.39)
85000000	AFUDC Debt	UI	2000000371	10/31/2012	11.55
85000000	AFUDC Debt	UZ	2000000372	10/31/2012	(11.55)
85000000	AFUDC Debt	UI	2000000371	10/31/2012	7.95
85000000	AFUDC Debt	UZ	2000000372	10/31/2012	(7.95)
85000000	AFUDC Debt	UI	2000000371	10/31/2012	75.77
85000000	AFUDC Debt	UZ	2000000372	10/31/2012	(75.77)
85000000	AFUDC Debt	UI	2000000371	10/31/2012	125.53
85000000	AFUDC Debt	UZ	2000000372	10/31/2012	(125.53)
85000000	AFUDC Debt	UI	2000000371	10/31/2012	174.59
85000000	AFUDC Debt	UZ	2000000372	10/31/2012	(174.59)
85000000	AFUDC Debt	UI	2000000371	10/31/2012	80.07
85000000	AFUDC Debt	UZ	2000000372	10/31/2012	(80.07)
85000000	AFUDC Debt	UI	2000000371	10/31/2012	102.14
85000000	AFUDC Debt	UZ	2000000372	10/31/2012	(102.14)
85000000	AFUDC Debt	UI	2000000371	10/31/2012	17.24
85000000	AFUDC Debt	UZ	2000000372	10/31/2012	(17.24)
85000000	AFUDC Debt	UI	2000000371	10/31/2012	61.59
85000000	AFUDC Debt	UZ	2000000372	10/31/2012	(61.59)
85000000	AFUDC Debt	UI	2000000371	10/31/2012	3.93
85000000	AFUDC Debt	UZ	2000000372	10/31/2012	(3.93)
85000000	AFUDC Debt	UI	2000000371	10/31/2012	34.55
85000000	AFUDC Debt	UZ	2000000372	10/31/2012	(34.55)
85000000	AFUDC Debt	UI	2000000371	10/31/2012	2,007.22
85000000	AFUDC Debt	UZ	2000000372	10/31/2012	(2,007.22)
85000000	AFUDC Debt	UI	2000000371	10/31/2012	2,473.72

## Kentucky American Water Company

Case No. 2012-00520

Response to PSC DR1, Item 31

Account	Description	Doc Type	Document Number	Posting Date	Amount
85000000	AFUDC Debt	UZ	2000000372	10/31/2012	(2,473.72)
85000000	AFUDC Debt	UI	2000000371	10/31/2012	18.88
85000000	AFUDC Debt	UZ	2000000372	10/31/2012	(18.88)
85000000	AFUDC Debt	UI	2000000371	10/31/2012	70.70
85000000	AFUDC Debt	UZ	2000000372	10/31/2012	(70.70)
85000000	AFUDC Debt	UI	2000000371	10/31/2012	490.24
85000000	AFUDC Debt	UZ	2000000372	10/31/2012	(490.24)
85000000	AFUDC Debt	UI	2000000371	10/31/2012	9.78
85000000	AFUDC Debt	UZ	2000000372	10/31/2012	(9.78)
85000000	AFUDC Debt	UI	2000000371	10/31/2012	7.31
85000000	AFUDC Debt	UZ	2000000372	10/31/2012	(7.31)
85000000	AFUDC Debt	UI	2000000371	10/31/2012	15.38
85000000	AFUDC Debt	UZ	2000000372	10/31/2012	(15.38)
85000000	AFUDC Debt	UI	2000000371	10/31/2012	1,236.98
85000000	AFUDC Debt	UZ	2000000372	10/31/2012	(1,236.98)
85000000	AFUDC Debt	UI	2000000371	10/31/2012	202.40
85000000	AFUDC Debt	UZ	2000000372	10/31/2012	(202.40)
85000000	AFUDC Debt	UI	2000000371	10/31/2012	8.66
85000000	AFUDC Debt	UZ	2000000372	10/31/2012	(8.66)
85000000	AFUDC Debt	UI	2000000371	10/31/2012	9.27
85000000	AFUDC Debt	UZ	2000000372	10/31/2012	(9.27)
85000000	AFUDC Debt	UI	2000000371	10/31/2012	9.67
85000000	AFUDC Debt	UZ	2000000372	10/31/2012	(9.67)
85000000	AFUDC Debt	UI	2000000371	10/31/2012	0.27
85000000	AFUDC Debt	UZ	2000000372	10/31/2012	(0.27)
85000000	AFUDC Debt	UI	2000000371	10/31/2012	23.39
85000000	AFUDC Debt	UZ	2000000372	10/31/2012	(23.39)
85000000	AFUDC Debt	UI	2000000371	10/31/2012	389.49
85000000	AFUDC Debt	UZ	2000000372	10/31/2012	(389.49)
85000000	AFUDC Debt	UI	2000000371	10/31/2012	2.69
85000000	AFUDC Debt	UZ	2000000372	10/31/2012	(2.69)
85000000	AFUDC Debt	UI	2000000371	10/31/2012	1.33
85000000	AFUDC Debt	UZ	2000000372	10/31/2012	(1.33)
85000000	AFUDC Debt	UI	2000000371	10/31/2012	0.01
85000000	AFUDC Debt	UZ	2000000372	10/31/2012	(0.01)
85000000	AFUDC Debt	UI	2000000371	10/31/2012	2.03
85000000	AFUDC Debt	UZ	2000000372	10/31/2012	(2.03)
85000000	AFUDC Debt	UI	2000000371	10/31/2012	7.83
85000000	AFUDC Debt	UZ	2000000372	10/31/2012	(7.83)
85000000	AFUDC Debt	UI	2000000371	10/31/2012	1.35
85000000	AFUDC Debt	UZ	2000000372	10/31/2012	(1.35)
85000000	AFUDC Debt	UI	2000000371	10/31/2012	12.30
85000000	AFUDC Debt	UZ	2000000372	10/31/2012	(12.30)
85000000	AFUDC Debt	UI	2000000371	10/31/2012	7.57
85000000	AFUDC Debt	UZ	2000000372	10/31/2012	(7.57)
85000000	AFUDC Debt	UI	2000000371	10/31/2012	183.96
85000000	AFUDC Debt	UZ	2000000372	10/31/2012	(183.96)
85000000	AFUDC Debt	UI	2000000371	10/31/2012	29.85
85000000	AFUDC Debt	UZ	2000000372	10/31/2012	(29.85)
85000000	AFUDC Debt	UI	2000000371	10/31/2012	52.65
85000000	AFUDC Debt	UZ	2000000372	10/31/2012	(52.65)
85000000	AFUDC Debt	UI	2000000371	10/31/2012	81.37
85000000	AFUDC Debt	UZ	2000000372	10/31/2012	(81.37)

## Kentucky American Water Company

Case No. 2012-00520

Response to PSC DR1, Item 31

Account	Description	Doc Type	Document Number	Posting Date	Amount
85000000	AFUDC Debt	UI	2000000371	10/31/2012	207.66
85000000	AFUDC Debt	UZ	2000000372	10/31/2012	(207.66)
85000000	AFUDC Debt	UI	2000000371	10/31/2012	163.32
85000000	AFUDC Debt	UZ	2000000372	10/31/2012	(163.32)
85000000	AFUDC Debt	UI	2000000371	10/31/2012	77.55
85000000	AFUDC Debt	UZ	2000000372	10/31/2012	(77.55)
85000000	AFUDC Debt	UI	2000000371	10/31/2012	0.17
85000000	AFUDC Debt	UZ	2000000372	10/31/2012	(0.17)
85000000	AFUDC Debt	UI	2000000371	10/31/2012	92.28
85000000	AFUDC Debt	UZ	2000000372	10/31/2012	(92.28)
85000000	AFUDC Debt	UI	2000000371	10/31/2012	0.17
85000000	AFUDC Debt	UZ	2000000372	10/31/2012	(0.17)
85000000	AFUDC Debt	UI	2000000371	10/31/2012	135.00
85000000	AFUDC Debt	UZ	2000000372	10/31/2012	(135.00)
85000000	AFUDC Debt	UI	2000000371	10/31/2012	0.02
85000000	AFUDC Debt	UZ	2000000372	10/31/2012	(0.02)
85000000	AFUDC Debt	UI	2000000371	10/31/2012	62.89
85000000	AFUDC Debt	UZ	2000000372	10/31/2012	(62.89)
85000000	AFUDC Debt	UI	2000000371	10/31/2012	0.08
85000000	AFUDC Debt	UZ	2000000372	10/31/2012	(0.08)
85000000	AFUDC Debt	UI	2000000371	10/31/2012	62.66
85000000	AFUDC Debt	UZ	2000000372	10/31/2012	(62.66)
85000000	AFUDC Debt	UI	2000000371	10/31/2012	0.39
85000000	AFUDC Debt	UZ	2000000372	10/31/2012	(0.39)
85000000	AFUDC Debt	UI	2000000371	10/31/2012	58.01
85000000	AFUDC Debt	UZ	2000000372	10/31/2012	(58.01)
85000000	AFUDC Debt	UI	2000000371	10/31/2012	0.46
85000000	AFUDC Debt	UZ	2000000372	10/31/2012	(0.46)
85000000	AFUDC Debt	UI	2000000371	10/31/2012	415.96
85000000	AFUDC Debt	UZ	2000000372	10/31/2012	(415.96)
85000000	AFUDC Debt	UI	2000000371	10/31/2012	272.04
85000000	AFUDC Debt	UZ	2000000372	10/31/2012	(272.04)
85000000	AFUDC Debt	UI	2000000371	10/31/2012	35.45
85000000	AFUDC Debt	UZ	2000000372	10/31/2012	(35.45)
85000000	AFUDC Debt	UI	2000000371	10/31/2012	35.45
85000000	AFUDC Debt	UZ	2000000372	10/31/2012	(35.45)
85000000	AFUDC Debt	UI	2000000371	10/31/2012	401.59
85000000	AFUDC Debt	UZ	2000000372	10/31/2012	(401.59)
85000000	AFUDC Debt	UI	2000000371	10/31/2012	0.11
85000000	AFUDC Debt	UZ	2000000372	10/31/2012	(0.11)
85000000	AFUDC Debt	UI	2000000371	10/31/2012	330.89
85000000	AFUDC Debt	UZ	2000000372	10/31/2012	(330.89)
85000000	AFUDC Debt	UI	2000000371	10/31/2012	55.99
85000000	AFUDC Debt	UZ	2000000372	10/31/2012	(55.99)
85000000	AFUDC Debt	UI	2000000371	10/31/2012	20.75
85000000	AFUDC Debt	UZ	2000000372	10/31/2012	(20.75)
85000000	AFUDC Debt	UI	2000000371	10/31/2012	3.26
85000000	AFUDC Debt	UZ	2000000372	10/31/2012	(3.26)
85000000	AFUDC Debt	UI	2000000371	10/31/2012	5.12
85000000	AFUDC Debt	UZ	2000000372	10/31/2012	(5.12)
85000000	AFUDC Debt	UI	2000000371	10/31/2012	5.12
85000000	AFUDC Debt	UZ	2000000372	10/31/2012	(5.12)
85000000	AFUDC Debt	UI	2000000371	10/31/2012	3.26

Kentucky American Water Company

Case No. 2012-00520

Response to PSC DR1, Item 31

Account	Description	Doc Type	Document Number	Posting Date	Amount
85000000	AFUDC Debt	UZ	2000000372	10/31/2012	(3.26)
85000000	AFUDC Debt	UI	2000000371	10/31/2012	21.67
85000000	AFUDC Debt	UZ	2000000372	10/31/2012	(21.67)
85000000	AFUDC Debt	UI	2000000371	10/31/2012	27.83
85000000	AFUDC Debt	UZ	2000000372	10/31/2012	(27.83)
85000000	AFUDC Debt	UI	2000000371	10/31/2012	27.83
85000000	AFUDC Debt	UZ	2000000372	10/31/2012	(27.83)
85000000	AFUDC Debt	UI	2000000371	10/31/2012	14.32
85000000	AFUDC Debt	UZ	2000000372	10/31/2012	(14.32)
85000000	AFUDC Debt	UI	2000000371	10/31/2012	14.32
85000000	AFUDC Debt	UZ	2000000372	10/31/2012	(14.32)
85000000	AFUDC Debt	UI	2000000371	10/31/2012	2.69
85000000	AFUDC Debt	UZ	2000000372	10/31/2012	(2.69)
85000000	AFUDC Debt	UI	2000000371	10/31/2012	10.95
85000000	AFUDC Debt	UZ	2000000372	10/31/2012	(10.95)
85000000	AFUDC Debt	UI	2000000371	10/31/2012	20.82
85000000	AFUDC Debt	UZ	2000000372	10/31/2012	(20.82)
85000000	AFUDC Debt	UI	2000000371	10/31/2012	20.82
85000000	AFUDC Debt	UZ	2000000372	10/31/2012	(20.82)
85000000	AFUDC Debt	UI	2000000371	10/31/2012	(0.24)
85000000	AFUDC Debt	UZ	2000000372	10/31/2012	0.24
85000000	AFUDC Debt	UZ	2000000415	10/31/2012	(0.24)
85000000	AFUDC Debt	UI	2000000371	10/31/2012	(0.39)
85000000	AFUDC Debt	UZ	2000000372	10/31/2012	0.39
85000000	AFUDC Debt	UZ	2000000415	10/31/2012	(0.39)
85000000	AFUDC Debt	UI	2000000371	10/31/2012	(2.03)
85000000	AFUDC Debt	UZ	2000000372	10/31/2012	2.03
85000000	AFUDC Debt	UZ	2000000415	10/31/2012	(2.03)
85000000	AFUDC Debt	UI	2000000371	10/31/2012	(0.29)
85000000	AFUDC Debt	UZ	2000000372	10/31/2012	0.29
85000000	AFUDC Debt	UZ	2000000415	10/31/2012	(0.29)
85000000	AFUDC Debt	UI	2000000371	10/31/2012	(0.29)
85000000	AFUDC Debt	UZ	2000000372	10/31/2012	0.29
85000000	AFUDC Debt	UZ	2000000415	10/31/2012	(0.29)
85000000	AFUDC Debt	UI	2000000371	10/31/2012	(0.30)
85000000	AFUDC Debt	UZ	2000000372	10/31/2012	0.30
85000000	AFUDC Debt	UZ	2000000415	10/31/2012	(0.30)
85000000	AFUDC Debt	UI	2000000371	10/31/2012	(12.13)
85000000	AFUDC Debt	UZ	2000000372	10/31/2012	12.13
85000000	AFUDC Debt	UZ	2000000415	10/31/2012	(12.13)
85000000	AFUDC Debt	UI	2000000371	10/31/2012	(16.25)
85000000	AFUDC Debt	UZ	2000000372	10/31/2012	16.25
85000000	AFUDC Debt	UZ	2000000415	10/31/2012	(16.25)
85000000	AFUDC Debt	UI	2000000371	10/31/2012	(11.68)
85000000	AFUDC Debt	UZ	2000000372	10/31/2012	11.68
85000000	AFUDC Debt	UZ	2000000415	10/31/2012	(11.68)
85000000	AFUDC Debt	UI	2000000371	10/31/2012	(0.31)
85000000	AFUDC Debt	UZ	2000000372	10/31/2012	0.31
85000000	AFUDC Debt	UZ	2000000415	10/31/2012	(0.31)
85000000	AFUDC Debt	UI	2000000371	10/31/2012	(0.31)
85000000	AFUDC Debt	UZ	2000000372	10/31/2012	0.31
85000000	AFUDC Debt	UZ	2000000415	10/31/2012	(0.31)
85000000	AFUDC Debt	UI	2000000371	10/31/2012	(0.13)

## Kentucky American Water Company

Case No. 2012-00520

Response to PSC DR1, Item 31

Account	Description	Doc Type	Document Number	Posting Date	Amount
85000000	AFUDC Debt	UZ	2000000372	10/31/2012	0.13
85000000	AFUDC Debt	UZ	2000000415	10/31/2012	(0.13)
85000000	AFUDC Debt	UI	2000000371	10/31/2012	(0.25)
85000000	AFUDC Debt	UZ	2000000372	10/31/2012	0.25
85000000	AFUDC Debt	UZ	2000000415	10/31/2012	(0.25)
85000000	AFUDC Debt	UI	2000000371	10/31/2012	(0.20)
85000000	AFUDC Debt	UZ	2000000372	10/31/2012	0.20
85000000	AFUDC Debt	UZ	2000000415	10/31/2012	(0.20)
85000000	AFUDC Debt	UI	2000000371	10/31/2012	(0.17)
85000000	AFUDC Debt	UZ	2000000372	10/31/2012	0.17
85000000	AFUDC Debt	UZ	2000000415	10/31/2012	(0.17)
85000000	AFUDC Debt	UI	2000000371	10/31/2012	(0.13)
85000000	AFUDC Debt	UZ	2000000372	10/31/2012	0.13
85000000	AFUDC Debt	UZ	2000000415	10/31/2012	(0.13)
85000000	AFUDC Debt	UI	2000000371	10/31/2012	(0.20)
85000000	AFUDC Debt	UZ	2000000372	10/31/2012	0.20
85000000	AFUDC Debt	UZ	2000000415	10/31/2012	(0.20)
85000000	AFUDC Debt	UI	2000000371	10/31/2012	(3.81)
85000000	AFUDC Debt	UZ	2000000372	10/31/2012	3.81
85000000	AFUDC Debt	UZ	2000000415	10/31/2012	(3.81)
85000000	AFUDC Debt	UI	2000000371	10/31/2012	(4.16)
85000000	AFUDC Debt	UZ	2000000372	10/31/2012	4.16
85000000	AFUDC Debt	UZ	2000000415	10/31/2012	(4.16)
85000000	AFUDC Debt	UI	2000000371	10/31/2012	(0.83)
85000000	AFUDC Debt	UZ	2000000372	10/31/2012	0.83
85000000	AFUDC Debt	UZ	2000000415	10/31/2012	(0.83)
85000000	AFUDC Debt	UI	2000000371	10/31/2012	(1.18)
85000000	AFUDC Debt	UZ	2000000372	10/31/2012	1.18
85000000	AFUDC Debt	UZ	2000000415	10/31/2012	(1.18)
85000000	AFUDC Debt	UI	2000000371	10/31/2012	(1.35)
85000000	AFUDC Debt	UZ	2000000372	10/31/2012	1.35
85000000	AFUDC Debt	UZ	2000000415	10/31/2012	(1.35)
85000000	AFUDC Debt	UI	2000000371	10/31/2012	(1.27)
85000000	AFUDC Debt	UZ	2000000372	10/31/2012	1.27
85000000	AFUDC Debt	UZ	2000000415	10/31/2012	(1.27)
85000000	AFUDC Debt	UI	2000000371	10/31/2012	(2.38)
85000000	AFUDC Debt	UZ	2000000372	10/31/2012	2.38
85000000	AFUDC Debt	UZ	2000000415	10/31/2012	(2.38)
85000000	AFUDC Debt	UI	2000000371	10/31/2012	(2.35)
85000000	AFUDC Debt	UZ	2000000372	10/31/2012	2.35
85000000	AFUDC Debt	UZ	2000000415	10/31/2012	(2.35)
85000000	AFUDC Debt	UI	2000000371	10/31/2012	181.55
85000000	AFUDC Debt	UZ	2000000372	10/31/2012	(181.55)
85000000	AFUDC Debt	UI	2000000371	10/31/2012	190.45
85000000	AFUDC Debt	UZ	2000000372	10/31/2012	(190.45)
85000000	AFUDC Debt	UI	2000000371	10/31/2012	5.86
85000000	AFUDC Debt	UZ	2000000372	10/31/2012	(5.86)
85000000	AFUDC Debt	UI	2000000371	10/31/2012	5.91
85000000	AFUDC Debt	UZ	2000000372	10/31/2012	(5.91)
85000000	AFUDC Debt	UI	2000000371	10/31/2012	209.19
85000000	AFUDC Debt	UZ	2000000372	10/31/2012	(209.19)
85000000	AFUDC Debt	UI	2000000371	10/31/2012	209.19
85000000	AFUDC Debt	UZ	2000000372	10/31/2012	(209.19)

## Kentucky American Water Company

Case No. 2012-00520

Response to PSC DR1, Item 31

Account	Description	Doc Type	Document Number	Posting Date	Amount
88101000	CAP Move-UP	UP	2000000383	10/31/2012	11,526.34
88101000	CAP Move-UP	UP	2000000383	10/31/2012	274.44
88101000	CAP Move-UP	UP	2000000383	10/31/2012	1,921.05
88101000	CAP Move-UP	UP	2000000383	10/31/2012	137.22
88101000	CAP Move-UP	UP	2000000422	10/31/2012	6,814.05
88101000	CAP Move-UP	UP	2000000422	10/31/2012	4,659.83
88101000	CAP Move-UP	UP	2000000422	10/31/2012	1,194.74
88101000	CAP Move-UP	UP	2000000411	10/31/2012	560.94
88101000	CAP Move-UP	UP	2000000422	10/31/2012	44.10
88101000	CAP Move-UP	UP	2000000422	10/31/2012	3,516.45
88101000	CAP Move-UP	UP	2000000422	10/31/2012	22,981.70
88101000	CAP Move-UP	UP	2000000422	10/31/2012	49.20
88101000	CAP Move-UP	UP	2000000411	10/31/2012	439.94
88101000	CAP Move-UP	UP	2000000422	10/31/2012	358.39
88101000	CAP Move-UP	UP	2000000422	10/31/2012	1,821.38
88101000	CAP Move-UP	UP	2000000422	10/31/2012	(1,011.78)
88101000	CAP Move-UP	UP	2000000422	10/31/2012	6,864.04
88101000	CAP Move-UP	UP	2000000422	10/31/2012	13,538.47
88101000	CAP Move-UP	UP	2000000422	10/31/2012	1,873.58
88101000	CAP Move-UP	UP	2000000383	10/31/2012	6,605.80
88101000	CAP Move-UP	UP	2000000383	10/31/2012	54.86
88101000	CAP Move-UP	UP	2000000383	10/31/2012	5,966.90
88101000	CAP Move-UP	UP	2000000383	10/31/2012	(4,226.25)
88101000	CAP Move-UP	UP	2000000422	10/31/2012	440.81
88101000	CAP Move-UP	UP	2000000422	10/31/2012	511.23
88106000	CAP Move-CCNC	UN	2000000358	10/31/2012	425.00
88106000	CAP Move-CCNC	UN	2000000358	10/31/2012	75.00
88106000	CAP Move-CCNC	UN	2000000369	10/31/2012	29.71
88106000	CAP Move-CCNC	UN	2000000369	10/31/2012	5.24
88106000	CAP Move-CCNC	UN	2000000369	10/31/2012	(57.81)
88106000	CAP Move-CCNC	UN	2000000369	10/31/2012	(250.50)
88106000	CAP Move-CCNC	UN	2000000369	10/31/2012	(77.07)
88106000	CAP Move-CCNC	UN	2000000369	10/31/2012	70.78
88106000	CAP Move-CCNC	UN	2000000369	10/31/2012	56.63
88106000	CAP Move-CCNC	UN	2000000369	10/31/2012	155.72
88106000	CAP Move-CCNC	UN	2000000380	10/31/2012	38.91
88106000	CAP Move-CCNC	UN	2000000381	10/31/2012	107.00
88106000	CAP Move-CCNC	UN	2000000381	10/31/2012	48.64
88106000	CAP Move-CCNC	UN	2000000369	10/31/2012	(58.18)
88106000	CAP Move-CCNC	UN	2000000369	10/31/2012	(4.52)
88106000	CAP Move-CCNC	UN	2000000369	10/31/2012	(1.94)
88106000	CAP Move-CCNC	UN	2000000381	10/31/2012	(66.90)
88106000	CAP Move-CCNC	UN	2000000381	10/31/2012	(5.20)
88106000	CAP Move-CCNC	UN	2000000381	10/31/2012	(2.24)
88106000	CAP Move-CCNC	UN	2000000369	10/31/2012	18.24
88106000	CAP Move-CCNC	UN	2000000369	10/31/2012	207.78
88106000	CAP Move-CCNC	UN	2000000381	10/31/2012	140.23
88106000	CAP Move-CCNC	UN	2000000420	10/31/2012	17,380.00
88106000	CAP Move-CCNC	UN	2000000369	10/31/2012	38.14
88106000	CAP Move-CCNC	UN	2000000369	10/31/2012	395.79
88106000	CAP Move-CCNC	UN	2000000369	10/31/2012	42.92
88106000	CAP Move-CCNC	UN	2000000381	10/31/2012	29.33
88106000	CAP Move-CCNC	UN	2000000381	10/31/2012	270.50

## Kentucky American Water Company

Case No. 2012-00520

Response to PSC DR1, Item 31

Account	Description	Doc Type	Document Number	Posting Date	Amount
88106000	CAP Move-CCNC	UN	2000000381	10/31/2012	26.07
88106000	CAP Move-CCNC	UN	2000000369	10/31/2012	(176.28)
88106000	CAP Move-CCNC	UN	2000000381	10/31/2012	(122.66)
88106000	CAP Move-CCNC	UN	2000000369	10/31/2012	(56.57)
88106000	CAP Move-CCNC	UN	2000000369	10/31/2012	(3.15)
88106000	CAP Move-CCNC	UN	2000000369	10/31/2012	(3.14)
88106000	CAP Move-CCNC	UN	2000000381	10/31/2012	(38.00)
88106000	CAP Move-CCNC	UN	2000000381	10/31/2012	(2.10)
88106000	CAP Move-CCNC	UN	2000000381	10/31/2012	(2.12)
88106000	CAP Move-CCNC	UN	2000000358	10/31/2012	14,544.40
88106000	CAP Move-CCNC	UN	2000000358	10/31/2012	3,462.95
88106000	CAP Move-CCNC	UN	2000000358	10/31/2012	1,385.18
88106000	CAP Move-CCNC	UN	2000000358	10/31/2012	48,481.34
88106000	CAP Move-CCNC	UN	2000000358	10/31/2012	1,385.18
88106000	CAP Move-CCNC	UN	2000000369	10/31/2012	96.39
88106000	CAP Move-CCNC	UN	2000000369	10/31/2012	1,012.11
88106000	CAP Move-CCNC	UN	2000000369	10/31/2012	3,373.70
88106000	CAP Move-CCNC	UN	2000000369	10/31/2012	96.38
88106000	CAP Move-CCNC	UN	2000000369	10/31/2012	240.98
88106000	CAP Move-CCNC	UN	2000000381	10/31/2012	(7.94)
88106000	CAP Move-CCNC	UN	2000000381	10/31/2012	(0.75)
88106000	CAP Move-CCNC	UN	2000000381	10/31/2012	(1.89)
88106000	CAP Move-CCNC	UN	2000000381	10/31/2012	(0.76)
88106000	CAP Move-CCNC	UN	2000000381	10/31/2012	(26.45)
88106000	CAP Move-CCNC	UN	2000000358	10/31/2012	11,876.11
88106000	CAP Move-CCNC	UN	2000000358	10/31/2012	742.26
88106000	CAP Move-CCNC	UN	2000000358	10/31/2012	148.45
88106000	CAP Move-CCNC	UN	2000000358	10/31/2012	148.45
88106000	CAP Move-CCNC	UN	2000000358	10/31/2012	1,929.87
88106000	CAP Move-CCNC	UN	2000000369	10/31/2012	132.19
88106000	CAP Move-CCNC	UN	2000000369	10/31/2012	50.84
88106000	CAP Move-CCNC	UN	2000000369	10/31/2012	10.17
88106000	CAP Move-CCNC	UN	2000000369	10/31/2012	813.46
88106000	CAP Move-CCNC	UN	2000000369	10/31/2012	10.16
88106000	CAP Move-CCNC	UN	2000000381	10/31/2012	(11.57)
88106000	CAP Move-CCNC	UN	2000000381	10/31/2012	(0.72)
88106000	CAP Move-CCNC	UN	2000000381	10/31/2012	(0.15)
88106000	CAP Move-CCNC	UN	2000000381	10/31/2012	(1.89)
88106000	CAP Move-CCNC	UN	2000000381	10/31/2012	(0.15)
88106000	CAP Move-CCNC	UN	2000000420	10/31/2012	5,898.09
88106000	CAP Move-CCNC	UN	2000000420	10/31/2012	15,335.04
88106000	CAP Move-CCNC	UN	2000000420	10/31/2012	94,369.48
88106000	CAP Move-CCNC	UN	2000000420	10/31/2012	1,179.62
88106000	CAP Move-CCNC	UN	2000000420	10/31/2012	1,179.62
88106000	CAP Move-CCNC	UN	2000000369	10/31/2012	329.86
88106000	CAP Move-CCNC	UN	2000000369	10/31/2012	3.33
88106000	CAP Move-CCNC	UN	2000000380	10/31/2012	7.05
88106000	CAP Move-CCNC	UN	2000000381	10/31/2012	0.07
88106000	CAP Move-CCNC	UN	2000000381	10/31/2012	(66.92)
88106000	CAP Move-CCNC	UN	2000000380	10/31/2012	138.57
88106000	CAP Move-CCNC	UN	2000000381	10/31/2012	2,551.74
88106000	CAP Move-CCNC	UN	2000000381	10/31/2012	189.70
88106000	CAP Move-CCNC	UN	2000000381	10/31/2012	379.41



## Kentucky American Water Company

Case No. 2012-00520

Response to PSC DR1, Item 31

Account	Description	Doc Type	Document Number	Posting Date	Amount
88106000	CAP Move-CCNC	UP	2000000422	10/31/2012	(2,271.36)
88106000	CAP Move-CCNC	UP	2000000422	10/31/2012	(4,542.69)
88106000	CAP Move-CCNC	UN	2000000381	10/31/2012	4.86
88106000	CAP Move-CCNC	UP	2000000422	10/31/2012	(4,659.83)
88106000	CAP Move-CCNC	UN	2000000381	10/31/2012	797.39
88106000	CAP Move-CCNC	UN	2000000381	10/31/2012	(327.04)
88106000	CAP Move-CCNC	UN	2000000369	10/31/2012	179.12
88106000	CAP Move-CCNC	UN	2000000420	10/31/2012	11,443.00
88106000	CAP Move-CCNC	UP	2000000422	10/31/2012	(384.92)
88106000	CAP Move-CCNC	UP	2000000422	10/31/2012	(809.82)
88106000	CAP Move-CCNC	UP	2000000411	10/31/2012	(560.94)
88106000	CAP Move-CCNC	UN	2000000369	10/31/2012	147.72
88106000	CAP Move-CCNC	UN	2000000381	10/31/2012	101.62
88106000	CAP Move-CCNC	UP	2000000422	10/31/2012	(44.10)
88106000	CAP Move-CCNC	UN	2000000381	10/31/2012	7,717.30
88106000	CAP Move-CCNC	UN	2000000381	10/31/2012	(14.53)
88106000	CAP Move-CCNC	UP	2000000422	10/31/2012	(610.82)
88106000	CAP Move-CCNC	UP	2000000422	10/31/2012	(305.47)
88106000	CAP Move-CCNC	UP	2000000422	10/31/2012	(2,600.16)
88106000	CAP Move-CCNC	UN	2000000381	10/31/2012	15.64
88106000	CAP Move-CCNC	UN	2000000381	10/31/2012	15.65
88106000	CAP Move-CCNC	UN	2000000381	10/31/2012	15.64
88106000	CAP Move-CCNC	UN	2000000381	10/31/2012	7,638.23
88106000	CAP Move-CCNC	UN	2000000381	10/31/2012	743.37
88106000	CAP Move-CCNC	UN	2000000381	10/31/2012	743.36
88106000	CAP Move-CCNC	UP	2000000422	10/31/2012	(11,490.84)
88106000	CAP Move-CCNC	UP	2000000422	10/31/2012	(11,490.86)
88106000	CAP Move-CCNC	UN	2000000381	10/31/2012	4,479.54
88106000	CAP Move-CCNC	UN	2000000381	10/31/2012	139.92
88106000	CAP Move-CCNC	UN	2000000381	10/31/2012	16.13
88106000	CAP Move-CCNC	UN	2000000381	10/31/2012	32.27
88106000	CAP Move-CCNC	UN	2000000381	10/31/2012	1,751.45
88106000	CAP Move-CCNC	UN	2000000381	10/31/2012	13,428.79
88106000	CAP Move-CCNC	UN	2000000381	10/31/2012	587.98
88106000	CAP Move-CCNC	UN	2000000381	10/31/2012	162.24
88106000	CAP Move-CCNC	UN	2000000381	10/31/2012	8,904.70
88106000	CAP Move-CCNC	UN	2000000420	10/31/2012	690.00
88106000	CAP Move-CCNC	UN	2000000381	10/31/2012	49.20
88106000	CAP Move-CCNC	UP	2000000422	10/31/2012	(49.20)
88106000	CAP Move-CCNC	UN	2000000381	10/31/2012	(1,813.50)
88106000	CAP Move-CCNC	UN	2000000381	10/31/2012	(7,216.07)
88106000	CAP Move-CCNC	UN	2000000381	10/31/2012	19.52
88106000	CAP Move-CCNC	UN	2000000381	10/31/2012	19.51
88106000	CAP Move-CCNC	UN	2000000381	10/31/2012	15,310.27
88106000	CAP Move-CCNC	UN	2000000381	10/31/2012	15,310.27
88106000	CAP Move-CCNC	UN	2000000420	10/31/2012	83,475.00
88106000	CAP Move-CCNC	UN	2000000420	10/31/2012	83,475.00
88106000	CAP Move-CCNC	UN	2000000381	10/31/2012	2,538.95
88106000	CAP Move-CCNC	UN	2000000380	10/31/2012	(7,433.87)
88106000	CAP Move-CCNC	UP	2000000411	10/31/2012	(146.64)
88106000	CAP Move-CCNC	UP	2000000411	10/31/2012	(146.64)
88106000	CAP Move-CCNC	UP	2000000411	10/31/2012	(146.66)
88106000	CAP Move-CCNC	UN	2000000381	10/31/2012	7.54

## Kentucky American Water Company

Case No. 2012-00520

Response to PSC DR1, Item 31

Account	Description	Doc Type	Document Number	Posting Date	Amount
88106000	CAP Move-CCNC	UN	2000000381	10/31/2012	7.51
88106000	CAP Move-CCNC	UN	2000000381	10/31/2012	11,529.42
88106000	CAP Move-CCNC	UN	2000000381	10/31/2012	8.94
88106000	CAP Move-CCNC	UN	2000000381	10/31/2012	4.48
88106000	CAP Move-CCNC	UP	2000000422	10/31/2012	(238.92)
88106000	CAP Move-CCNC	UP	2000000422	10/31/2012	(119.47)
88106000	CAP Move-CCNC	UN	2000000381	10/31/2012	60.81
88106000	CAP Move-CCNC	UN	2000000381	10/31/2012	77.66
88106000	CAP Move-CCNC	UP	2000000422	10/31/2012	(1,821.38)
88106000	CAP Move-CCNC	UN	2000000381	10/31/2012	7.76
88106000	CAP Move-CCNC	UP	2000000422	10/31/2012	1,011.78
88106000	CAP Move-CCNC	UN	2000000420	10/31/2012	8,260.65
88106000	CAP Move-CCNC	UN	2000000420	10/31/2012	5,320.92
88106000	CAP Move-CCNC	UN	2000000420	10/31/2012	5,320.92
88106000	CAP Move-CCNC	UN	2000000381	10/31/2012	95,921.23
88106000	CAP Move-CCNC	UN	2000000381	10/31/2012	95,921.30
88106000	CAP Move-CCNC	UN	2000000420	10/31/2012	136,630.18
88106000	CAP Move-CCNC	UN	2000000420	10/31/2012	136,630.29
88106000	CAP Move-CCNC	UN	2000000381	10/31/2012	260.98
88106000	CAP Move-CCNC	UP	2000000422	10/31/2012	(6,864.04)
88106000	CAP Move-CCNC	UN	2000000381	10/31/2012	307.76
88106000	CAP Move-CCNC	UN	2000000381	10/31/2012	307.75
88106000	CAP Move-CCNC	UP	2000000422	10/31/2012	(6,769.25)
88106000	CAP Move-CCNC	UP	2000000422	10/31/2012	(6,769.22)
88106000	CAP Move-CCNC	UN	2000000381	10/31/2012	259.97
88106000	CAP Move-CCNC	UP	2000000422	10/31/2012	(1,873.58)
88106000	CAP Move-CCNC	UN	2000000381	10/31/2012	262.89
88106000	CAP Move-CCNC	UP	2000000383	10/31/2012	(6,605.80)
88106000	CAP Move-CCNC	UN	2000000369	10/31/2012	192.50
88106000	CAP Move-CCNC	UN	2000000381	10/31/2012	124.36
88106000	CAP Move-CCNC	UP	2000000383	10/31/2012	(5,966.90)
88106000	CAP Move-CCNC	UN	2000000369	10/31/2012	(1,904.81)
88106000	CAP Move-CCNC	UN	2000000420	10/31/2012	30,038.53
88106000	CAP Move-CCNC	UN	2000000369	10/31/2012	594.15
88106000	CAP Move-CCNC	UN	2000000381	10/31/2012	25.63
88106000	CAP Move-CCNC	UN	2000000358	10/31/2012	37,939.32
88106000	CAP Move-CCNC	UN	2000000369	10/31/2012	2,651.96
88106000	CAP Move-CCNC	UN	2000000381	10/31/2012	10,000.00
88106000	CAP Move-CCNC	UN	2000000369	10/31/2012	17.81
88106000	CAP Move-CCNC	UN	2000000381	10/31/2012	60,000.00
88106000	CAP Move-CCNC	UN	2000000381	10/31/2012	150.24
88106000	CAP Move-CCNC	UN	2000000369	10/31/2012	419.40
88106000	CAP Move-CCNC	UN	2000000381	10/31/2012	171.23
88106000	CAP Move-CCNC	UN	2000000420	10/31/2012	360.00
88106000	CAP Move-CCNC	UN	2000000381	10/31/2012	80.17
88106000	CAP Move-CCNC	UN	2000000358	10/31/2012	6,857.78
88106000	CAP Move-CCNC	UN	2000000381	10/31/2012	1.36
88106000	CAP Move-CCNC	UN	2000000369	10/31/2012	1,580.43
88106000	CAP Move-CCNC	UN	2000000381	10/31/2012	(185.68)
88106000	CAP Move-CCNC	UN	2000000381	10/31/2012	564.61
88106000	CAP Move-CCNC	UN	2000000381	10/31/2012	50.09
88106000	CAP Move-CCNC	UN	2000000381	10/31/2012	64.82
88106000	CAP Move-CCNC	UN	2000000381	10/31/2012	53.77

## Kentucky American Water Company

Case No. 2012-00520

Response to PSC DR1, Item 31

Account	Description	Doc Type	Document Number	Posting Date	Amount
88106000	CAP Move-CCNC	UP	2000000422	10/31/2012	(336.95)
88106000	CAP Move-CCNC	UP	2000000422	10/31/2012	(53.77)
88106000	CAP Move-CCNC	UP	2000000422	10/31/2012	(50.09)
88106000	CAP Move-CCNC	UN	2000000380	10/31/2012	120.00
88106000	CAP Move-CCNC	UN	2000000381	10/31/2012	74.17
88106000	CAP Move-CCNC	UN	2000000381	10/31/2012	18.00
88106000	CAP Move-CCNC	UN	2000000369	10/31/2012	250.02
88106000	CAP Move-CCNC	UN	2000000380	10/31/2012	161.53
88106000	CAP Move-CCNC	UN	2000000420	10/31/2012	6,127.00
88106000	CAP Move-CCNC	UN	2000000381	10/31/2012	141.07
88106000	CAP Move-CCNC	UP	2000000422	10/31/2012	(511.23)
88106000	CAP Move-CCNC	UN	2000000369	10/31/2012	859.75
88106000	CAP Move-CCNC	UN	2000000369	10/31/2012	497.91
88106000	CAP Move-CCNC	UN	2000000369	10/31/2012	239.26
88106000	CAP Move-CCNC	UN	2000000405	10/31/2012	232.88
88106000	CAP Move-CCNC	UN	2000000405	10/31/2012	280.09
88106000	CAP Move-CCNC	UN	2000000405	10/31/2012	295.26
88106000	CAP Move-CCNC	UN	2000000405	10/31/2012	(6.75)
88106000	CAP Move-CCNC	UN	2000000405	10/31/2012	(1.62)
88106000	CAP Move-CCNC	UN	2000000405	10/31/2012	282.14
88106000	CAP Move-CCNC	UN	2000000405	10/31/2012	27.95
88106000	CAP Move-CCNC	UN	2000000405	10/31/2012	331.80
88106000	CAP Move-CCNC	UN	2000000405	10/31/2012	191.42
88106000	CAP Move-CCNC	UN	2000000405	10/31/2012	345.47
88106000	CAP Move-CCNC	UN	2000000405	10/31/2012	1,008.46
88106000	CAP Move-CCNC	UN	2000000405	10/31/2012	(91.33)
88106000	CAP Move-CCNC	UN	2000000405	10/31/2012	1.42
88106000	CAP Move-CCNC	UN	2000000405	10/31/2012	250.48
88106000	CAP Move-CCNC	UN	2000000405	10/31/2012	0.16
88106000	CAP Move-CCNC	UN	2000000405	10/31/2012	714.87
88106000	CAP Move-CCNC	UN	2000000405	10/31/2012	290.55
88106000	CAP Move-CCNC	UN	2000000405	10/31/2012	59.44
88106000	CAP Move-CCNC	UN	2000000405	10/31/2012	16.16
88106000	CAP Move-CCNC	UN	2000000405	10/31/2012	7.51
88106000	CAP Move-CCNC	UN	2000000405	10/31/2012	(256.24)
88106000	CAP Move-CCNC	UN	2000000405	10/31/2012	(86.31)
88106000	CAP Move-CCNC	UN	2000000405	10/31/2012	328.05
88106000	CAP Move-CCNC	UN	2000000405	10/31/2012	298.10
88106000	CAP Move-CCNC	UN	2000000405	10/31/2012	298.10
88106000	CAP Move-CCNC	UN	2000000405	10/31/2012	694.48
88106000	CAP Move-CCNC	UN	2000000405	10/31/2012	5.68
88106000	CAP Move-CCNC	UN	2000000405	10/31/2012	139.15
88106000	CAP Move-CCNC	UN	2000000405	10/31/2012	(4.78)
88106000	CAP Move-CCNC	UN	2000000405	10/31/2012	(42.06)
88106000	CAP Move-CCNC	UN	2000000405	10/31/2012	(34.73)
88106000	CAP Move-CCNC	UN	2000000405	10/31/2012	(5.78)
88106000	CAP Move-CCNC	UN	2000000405	10/31/2012	32.12
88106000	CAP Move-CCNC	UN	2000000405	10/31/2012	(5.78)
88106000	CAP Move-CCNC	UN	2000000405	10/31/2012	(0.47)
88106000	CAP Move-CCNC	UN	2000000405	10/31/2012	(0.47)
88106000	CAP Move-CCNC	UN	2000000405	10/31/2012	(0.93)
88106000	CAP Move-CCNC	UN	2000000405	10/31/2012	(8.60)
88106000	CAP Move-CCNC	UN	2000000405	10/31/2012	(15.12)

## Kentucky American Water Company

Case No. 2012-00520

Response to PSC DR1, Item 31

Account	Description	Doc Type	Document Number	Posting Date	Amount
88106000	CAP Move-CCNC	UN	2000000405	10/31/2012	(8.69)
88106000	CAP Move-CCNC	UN	2000000405	10/31/2012	(17.06)
88106000	CAP Move-CCNC	UN	2000000405	10/31/2012	1,086.67
88106000	CAP Move-CCNC	UN	2000000405	10/31/2012	(235.92)
88106000	CAP Move-CCNC	UN	2000000405	10/31/2012	234.07
88106000	CAP Move-CCNC	UN	2000000405	10/31/2012	17.04
88106000	CAP Move-CCNC	UN	2000000405	10/31/2012	998.49
88106000	CAP Move-CCNC	UN	2000000405	10/31/2012	17.04
88106000	CAP Move-CCNC	UN	2000000405	10/31/2012	226.13
88106000	CAP Move-CCNC	UN	2000000358	10/31/2012	1,828.36
88106000	CAP Move-CCNC	UN	2000000358	10/31/2012	(1,828.36)
88106000	CAP Move-CCNC	UN	2000000358	10/31/2012	(1,828.36)
88106000	CAP Move-CCNC	UN	2000000358	10/31/2012	1,828.36
88106000	CAP Move-CCNC	UN	2000000358	10/31/2012	1,828.36
88106000	CAP Move-CCNC	UN	2000000358	10/31/2012	(1,828.36)
88106000	CAP Move-CCNC	UN	2000000405	10/31/2012	(0.07)
88106000	CAP Move-CCNC	UN	2000000405	10/31/2012	(0.07)
88106000	CAP Move-CCNC	UN	2000000405	10/31/2012	(0.07)
88106000	CAP Move-CCNC	UN	2000000405	10/31/2012	(5.69)
88106000	CAP Move-CCNC	UN	2000000405	10/31/2012	(85.62)
88106000	CAP Move-CCNC	UN	2000000405	10/31/2012	(100.79)
88106000	CAP Move-CCNC	UN	2000000405	10/31/2012	(100.79)
88106000	CAP Move-CCNC	UN	2000000405	10/31/2012	(100.79)
88106000	CAP Move-CCNC	UN	2000000358	10/31/2012	1,399.81
88106000	CAP Move-CCNC	UN	2000000358	10/31/2012	1,224.71
88106000	CAP Move-CCNC	UN	2000000358	10/31/2012	(1,224.71)
88106000	CAP Move-CCNC	UN	2000000381	10/31/2012	(0.55)
88106000	CAP Move-CCNC	UN	2000000405	10/31/2012	896.52
88106000	CAP Move-CCNC	UN	2000000405	10/31/2012	3,344.59
88106000	CAP Move-CCNC	UN	2000000358	10/31/2012	459.58
88106000	CAP Move-CCNC	UN	2000000358	10/31/2012	(459.58)
88106000	CAP Move-CCNC	UN	2000000405	10/31/2012	(65.90)
88106000	CAP Move-CCNC	UN	2000000358	10/31/2012	(2,273.44)
88106000	CAP Move-CCNC	UN	2000000358	10/31/2012	2,273.44
88106000	CAP Move-CCNC	UN	2000000381	10/31/2012	(0.89)
88106000	CAP Move-CCNC	UN	2000000405	10/31/2012	1,146.53
88106000	CAP Move-CCNC	UN	2000000358	10/31/2012	(6,163.17)
88106000	CAP Move-CCNC	UN	2000000358	10/31/2012	6,163.17
88106000	CAP Move-CCNC	UN	2000000381	10/31/2012	(4.68)
88106000	CAP Move-CCNC	UN	2000000405	10/31/2012	900.94
88106000	CAP Move-CCNC	UN	2000000358	10/31/2012	(1,764.90)
88106000	CAP Move-CCNC	UN	2000000358	10/31/2012	1,764.90
88106000	CAP Move-CCNC	UN	2000000381	10/31/2012	(0.67)
88106000	CAP Move-CCNC	UN	2000000405	10/31/2012	1,210.40
88106000	CAP Move-CCNC	UN	2000000358	10/31/2012	(1,762.72)
88106000	CAP Move-CCNC	UN	2000000358	10/31/2012	1,762.72
88106000	CAP Move-CCNC	UN	2000000381	10/31/2012	(0.67)
88106000	CAP Move-CCNC	UN	2000000405	10/31/2012	1,210.45
88106000	CAP Move-CCNC	UN	2000000358	10/31/2012	1,780.92
88106000	CAP Move-CCNC	UN	2000000358	10/31/2012	(1,780.92)
88106000	CAP Move-CCNC	UN	2000000381	10/31/2012	(0.69)
88106000	CAP Move-CCNC	UN	2000000405	10/31/2012	1,210.40
88106000	CAP Move-CCNC	UN	2000000358	10/31/2012	40,946.34

## Kentucky American Water Company

Case No. 2012-00520

Response to PSC DR1, Item 31

Account	Description	Doc Type	Document Number	Posting Date	Amount
88106000	CAP Move-CCNC	UN	2000000358	10/31/2012	(40,946.34)
88106000	CAP Move-CCNC	UN	2000000381	10/31/2012	(27.95)
88106000	CAP Move-CCNC	UN	2000000405	10/31/2012	2,223.48
88106000	CAP Move-CCNC	UN	2000000358	10/31/2012	(58,052.00)
88106000	CAP Move-CCNC	UN	2000000358	10/31/2012	58,052.00
88106000	CAP Move-CCNC	UN	2000000381	10/31/2012	(37.43)
88106000	CAP Move-CCNC	UN	2000000405	10/31/2012	3,340.86
88106000	CAP Move-CCNC	UN	2000000358	10/31/2012	46,826.44
88106000	CAP Move-CCNC	UN	2000000358	10/31/2012	(46,826.44)
88106000	CAP Move-CCNC	UN	2000000381	10/31/2012	(26.90)
88106000	CAP Move-CCNC	UN	2000000405	10/31/2012	8,140.72
88106000	CAP Move-CCNC	UN	2000000358	10/31/2012	(1,770.60)
88106000	CAP Move-CCNC	UN	2000000358	10/31/2012	1,770.60
88106000	CAP Move-CCNC	UN	2000000381	10/31/2012	(0.72)
88106000	CAP Move-CCNC	UN	2000000405	10/31/2012	1,593.86
88106000	CAP Move-CCNC	UN	2000000358	10/31/2012	1,756.70
88106000	CAP Move-CCNC	UN	2000000358	10/31/2012	(1,756.70)
88106000	CAP Move-CCNC	UN	2000000380	10/31/2012	(0.72)
88106000	CAP Move-CCNC	UN	2000000405	10/31/2012	1,339.97
88106000	CAP Move-CCNC	UN	2000000358	10/31/2012	658.88
88106000	CAP Move-CCNC	UN	2000000358	10/31/2012	(658.88)
88106000	CAP Move-CCNC	UN	2000000381	10/31/2012	(0.29)
88106000	CAP Move-CCNC	UN	2000000405	10/31/2012	384.26
88106000	CAP Move-CCNC	UN	2000000358	10/31/2012	735.75
88106000	CAP Move-CCNC	UN	2000000358	10/31/2012	(735.75)
88106000	CAP Move-CCNC	UN	2000000381	10/31/2012	(0.57)
88106000	CAP Move-CCNC	UN	2000000405	10/31/2012	(0.78)
88106000	CAP Move-CCNC	UN	2000000358	10/31/2012	(272.27)
88106000	CAP Move-CCNC	UN	2000000358	10/31/2012	272.27
88106000	CAP Move-CCNC	UN	2000000381	10/31/2012	(0.46)
88106000	CAP Move-CCNC	UN	2000000405	10/31/2012	4.49
88106000	CAP Move-CCNC	UN	2000000405	10/31/2012	1,648.15
88106000	CAP Move-CCNC	UN	2000000405	10/31/2012	1,007.21
88106000	CAP Move-CCNC	UN	2000000405	10/31/2012	2,299.52
88106000	CAP Move-CCNC	UN	2000000405	10/31/2012	3,367.67
88106000	CAP Move-CCNC	UN	2000000358	10/31/2012	(2,569.03)
88106000	CAP Move-CCNC	UN	2000000358	10/31/2012	2,569.03
88106000	CAP Move-CCNC	UN	2000000381	10/31/2012	(0.38)
88106000	CAP Move-CCNC	UN	2000000405	10/31/2012	948.53
88106000	CAP Move-CCNC	UN	2000000358	10/31/2012	(2,771.23)
88106000	CAP Move-CCNC	UN	2000000358	10/31/2012	2,771.23
88106000	CAP Move-CCNC	UN	2000000381	10/31/2012	(0.30)
88106000	CAP Move-CCNC	UN	2000000405	10/31/2012	1,401.00
88106000	CAP Move-CCNC	UN	2000000358	10/31/2012	(2,669.65)
88106000	CAP Move-CCNC	UN	2000000358	10/31/2012	2,669.65
88106000	CAP Move-CCNC	UN	2000000381	10/31/2012	(0.46)
88106000	CAP Move-CCNC	UN	2000000405	10/31/2012	927.50
88106000	CAP Move-CCNC	UN	2000000405	10/31/2012	676.89
88106000	CAP Move-CCNC	UN	2000000358	10/31/2012	11,090.75
88106000	CAP Move-CCNC	UN	2000000358	10/31/2012	(11,090.75)
88106000	CAP Move-CCNC	UN	2000000381	10/31/2012	(8.78)
88106000	CAP Move-CCNC	UN	2000000405	10/31/2012	(157.05)
88106000	CAP Move-CCNC	UN	2000000358	10/31/2012	11,233.19

## Kentucky American Water Company

Case No. 2012-00520

Response to PSC DR1, Item 31

Account	Description	Doc Type	Document Number	Posting Date	Amount
88106000	CAP Move-CCNC	UN	2000000358	10/31/2012	(11,233.19)
88106000	CAP Move-CCNC	UN	2000000381	10/31/2012	(9.58)
88106000	CAP Move-CCNC	UN	2000000405	10/31/2012	(510.01)
88106000	CAP Move-CCNC	UN	2000000358	10/31/2012	2,317.04
88106000	CAP Move-CCNC	UN	2000000358	10/31/2012	(2,317.04)
88106000	CAP Move-CCNC	UN	2000000381	10/31/2012	(1.91)
88106000	CAP Move-CCNC	UN	2000000405	10/31/2012	174.02
88106000	CAP Move-CCNC	UN	2000000405	10/31/2012	615.83
88106000	CAP Move-CCNC	UN	2000000358	10/31/2012	3,757.26
88106000	CAP Move-CCNC	UN	2000000358	10/31/2012	(3,757.26)
88106000	CAP Move-CCNC	UN	2000000381	10/31/2012	(2.71)
88106000	CAP Move-CCNC	UN	2000000405	10/31/2012	528.05
88106000	CAP Move-CCNC	UN	2000000358	10/31/2012	(4,054.15)
88106000	CAP Move-CCNC	UN	2000000358	10/31/2012	4,054.15
88106000	CAP Move-CCNC	UN	2000000381	10/31/2012	(3.11)
88106000	CAP Move-CCNC	UN	2000000405	10/31/2012	528.66
88106000	CAP Move-CCNC	UN	2000000358	10/31/2012	(3,919.70)
88106000	CAP Move-CCNC	UN	2000000358	10/31/2012	3,919.70
88106000	CAP Move-CCNC	UN	2000000381	10/31/2012	(2.93)
88106000	CAP Move-CCNC	UN	2000000405	10/31/2012	528.38
88106000	CAP Move-CCNC	UN	2000000358	10/31/2012	9,353.51
88106000	CAP Move-CCNC	UN	2000000358	10/31/2012	(9,353.51)
88106000	CAP Move-CCNC	UN	2000000381	10/31/2012	(5.48)
88106000	CAP Move-CCNC	UN	2000000405	10/31/2012	1,300.65
88106000	CAP Move-CCNC	UN	2000000358	10/31/2012	7,068.04
88106000	CAP Move-CCNC	UN	2000000358	10/31/2012	(7,068.04)
88106000	CAP Move-CCNC	UN	2000000381	10/31/2012	(5.42)
88106000	CAP Move-CCNC	UN	2000000405	10/31/2012	867.69
88106000	CAP Move-CCNC	UN	2000000405	10/31/2012	3,376.43
88106000	CAP Move-CCNC	UN	2000000405	10/31/2012	2,393.05
88106000	CAP Move-CCNC	UN	2000000405	10/31/2012	1,298.01
88106000	CAP Move-CCNC	UN	2000000405	10/31/2012	1,511.62
88106000	CAP Move-CCNC	UN	2000000405	10/31/2012	14,456.24
88106000	CAP Move-CCNC	UN	2000000405	10/31/2012	4,987.83
88106000	CAP Move-CCNC	UN	2000000405	10/31/2012	20,230.28
88107000	CAP Move-CWIP	UZ	2000000350	10/31/2012	46,517.00
88107000	CAP Move-CWIP	UZ	2000000357	10/31/2012	30.60
88107000	CAP Move-CWIP	UZ	2000000357	10/31/2012	3,502.76
88107000	CAP Move-CWIP	UZ	2000000350	10/31/2012	7,634.00
88107000	CAP Move-CWIP	UZ	2000000357	10/31/2012	533.62
88107000	CAP Move-CWIP	UZ	2000000363	10/31/2012	(3.97)
88107000	CAP Move-CWIP	UZ	2000000363	10/31/2012	15.94
88107000	CAP Move-CWIP	UZ	2000000363	10/31/2012	4.21
88107000	CAP Move-CWIP	UZ	2000000363	10/31/2012	30.99
88107000	CAP Move-CWIP	UZ	2000000357	10/31/2012	34.95
88107000	CAP Move-CWIP	UN	2000000358	10/31/2012	(500.00)
88107000	CAP Move-CWIP	UN	2000000369	10/31/2012	(34.95)
88107000	CAP Move-CWIP	UZ	2000000359	10/31/2012	(385.38)
88107000	CAP Move-CWIP	UN	2000000369	10/31/2012	385.38
88107000	CAP Move-CWIP	UZ	2000000357	10/31/2012	283.13
88107000	CAP Move-CWIP	UZ	2000000363	10/31/2012	65.76
88107000	CAP Move-CWIP	UZ	2000000363	10/31/2012	(16.38)
88107000	CAP Move-CWIP	UZ	2000000363	10/31/2012	127.80

## Kentucky American Water Company

Case No. 2012-00520

Response to PSC DR1, Item 31

Account	Description	Doc Type	Document Number	Posting Date	Amount
88107000	CAP Move-CWIP	UZ	2000000363	10/31/2012	17.37
88107000	CAP Move-CWIP	UN	2000000369	10/31/2012	(283.13)
88107000	CAP Move-CWIP	UN	2000000381	10/31/2012	(194.55)
88107000	CAP Move-CWIP	UZ	2000000357	10/31/2012	(3,788.58)
88107000	CAP Move-CWIP	UZ	2000000357	10/31/2012	(180.67)
88107000	CAP Move-CWIP	UZ	2000000362	10/31/2012	3,904.61
88107000	CAP Move-CWIP	UZ	2000000363	10/31/2012	(25.12)
88107000	CAP Move-CWIP	UZ	2000000363	10/31/2012	(48.83)
88107000	CAP Move-CWIP	UZ	2000000368	10/31/2012	6.25
88107000	CAP Move-CWIP	UZ	2000000368	10/31/2012	(6.64)
88107000	CAP Move-CWIP	UN	2000000369	10/31/2012	64.64
88107000	CAP Move-CWIP	UN	2000000381	10/31/2012	74.34
88107000	CAP Move-CWIP	UZ	2000000357	10/31/2012	18.24
88107000	CAP Move-CWIP	UN	2000000369	10/31/2012	(18.24)
88107000	CAP Move-CWIP	UZ	2000000357	10/31/2012	207.78
88107000	CAP Move-CWIP	UZ	2000000368	10/31/2012	(11.80)
88107000	CAP Move-CWIP	UZ	2000000368	10/31/2012	12.52
88107000	CAP Move-CWIP	UZ	2000000368	10/31/2012	92.11
88107000	CAP Move-CWIP	UZ	2000000368	10/31/2012	47.40
88107000	CAP Move-CWIP	UN	2000000369	10/31/2012	(207.78)
88107000	CAP Move-CWIP	UN	2000000380	10/31/2012	(140.23)
88107000	CAP Move-CWIP	UZ	2000000407	10/31/2012	17,380.00
88107000	CAP Move-CWIP	UN	2000000420	10/31/2012	(17,380.00)
88107000	CAP Move-CWIP	UZ	2000000357	10/31/2012	476.85
88107000	CAP Move-CWIP	UZ	2000000363	10/31/2012	(27.44)
88107000	CAP Move-CWIP	UZ	2000000363	10/31/2012	214.08
88107000	CAP Move-CWIP	UZ	2000000368	10/31/2012	29.10
88107000	CAP Move-CWIP	UZ	2000000368	10/31/2012	110.16
88107000	CAP Move-CWIP	UN	2000000369	10/31/2012	(476.85)
88107000	CAP Move-CWIP	UN	2000000381	10/31/2012	(325.90)
88107000	CAP Move-CWIP	UZ	2000000357	10/31/2012	(176.28)
88107000	CAP Move-CWIP	UZ	2000000363	10/31/2012	(41.46)
88107000	CAP Move-CWIP	UZ	2000000363	10/31/2012	(80.58)
88107000	CAP Move-CWIP	UZ	2000000363	10/31/2012	10.33
88107000	CAP Move-CWIP	UZ	2000000368	10/31/2012	(10.95)
88107000	CAP Move-CWIP	UN	2000000369	10/31/2012	176.28
88107000	CAP Move-CWIP	UN	2000000381	10/31/2012	122.66
88107000	CAP Move-CWIP	UZ	2000000357	10/31/2012	(62.86)
88107000	CAP Move-CWIP	UZ	2000000363	10/31/2012	(3.77)
88107000	CAP Move-CWIP	UZ	2000000363	10/31/2012	(14.27)
88107000	CAP Move-CWIP	UZ	2000000363	10/31/2012	3.56
88107000	CAP Move-CWIP	UZ	2000000363	10/31/2012	(27.74)
88107000	CAP Move-CWIP	UN	2000000369	10/31/2012	62.86
88107000	CAP Move-CWIP	UN	2000000381	10/31/2012	42.22
88107000	CAP Move-CWIP	UZ	2000000357	10/31/2012	27.08
88107000	CAP Move-CWIP	UZ	2000000357	10/31/2012	(42.48)
88107000	CAP Move-CWIP	UZ	2000000362	10/31/2012	27.08
88107000	CAP Move-CWIP	UZ	2000000363	10/31/2012	(2.92)
88107000	CAP Move-CWIP	UZ	2000000363	10/31/2012	(11.05)
88107000	CAP Move-CWIP	UZ	2000000363	10/31/2012	(21.47)
88107000	CAP Move-CWIP	UZ	2000000363	10/31/2012	2.75
88107000	CAP Move-CWIP	UZ	2000000350	10/31/2012	(3,960.00)
88107000	CAP Move-CWIP	UZ	2000000350	10/31/2012	7,920.00

## Kentucky American Water Company

Case No. 2012-00520

Response to PSC DR1, Item 31

Account	Description	Doc Type	Document Number	Posting Date	Amount
88107000	CAP Move-CWIP	UZ	2000000357	10/31/2012	276.80
88107000	CAP Move-CWIP	UZ	2000000357	10/31/2012	(24.02)
88107000	CAP Move-CWIP	UZ	2000000363	10/31/2012	(1.56)
88107000	CAP Move-CWIP	UZ	2000000363	10/31/2012	1.48
88107000	CAP Move-CWIP	UZ	2000000363	10/31/2012	(5.95)
88107000	CAP Move-CWIP	UZ	2000000363	10/31/2012	(11.56)
88107000	CAP Move-CWIP	UZ	2000000350	10/31/2012	10,200.00
88107000	CAP Move-CWIP	UZ	2000000357	10/31/2012	712.98
88107000	CAP Move-CWIP	UZ	2000000357	10/31/2012	113.47
88107000	CAP Move-CWIP	UZ	2000000363	10/31/2012	0.52
88107000	CAP Move-CWIP	UZ	2000000363	10/31/2012	3.88
88107000	CAP Move-CWIP	UZ	2000000363	10/31/2012	(0.49)
88107000	CAP Move-CWIP	UZ	2000000368	10/31/2012	1.99
88107000	CAP Move-CWIP	UZ	2000000343	10/31/2012	13,833.62
88107000	CAP Move-CWIP	UZ	2000000357	10/31/2012	50.67
88107000	CAP Move-CWIP	UZ	2000000357	10/31/2012	966.97
88107000	CAP Move-CWIP	UZ	2000000389	10/31/2012	24,360.40
88107000	CAP Move-CWIP	UZ	2000000340	10/31/2012	60,354.00
88107000	CAP Move-CWIP	UZ	2000000357	10/31/2012	3,526.97
88107000	CAP Move-CWIP	UZ	2000000357	10/31/2012	4,218.74
88107000	CAP Move-CWIP	UZ	2000000339	10/31/2012	15,906.55
88107000	CAP Move-CWIP	UZ	2000000357	10/31/2012	1,111.87
88107000	CAP Move-CWIP	UZ	2000000357	10/31/2012	770.56
88107000	CAP Move-CWIP	UZ	2000000357	10/31/2012	(664.05)
88107000	CAP Move-CWIP	UZ	2000000362	10/31/2012	664.05
88107000	CAP Move-CWIP	UZ	2000000339	10/31/2012	68,752.86
88107000	CAP Move-CWIP	UZ	2000000350	10/31/2012	506.19
88107000	CAP Move-CWIP	UZ	2000000357	10/31/2012	4,841.20
88107000	CAP Move-CWIP	UZ	2000000357	10/31/2012	(21.64)
88107000	CAP Move-CWIP	UN	2000000358	10/31/2012	(69,259.05)
88107000	CAP Move-CWIP	UZ	2000000363	10/31/2012	(12.77)
88107000	CAP Move-CWIP	UZ	2000000363	10/31/2012	(24.81)
88107000	CAP Move-CWIP	UZ	2000000363	10/31/2012	3.17
88107000	CAP Move-CWIP	UZ	2000000363	10/31/2012	(3.38)
88107000	CAP Move-CWIP	UN	2000000369	10/31/2012	(4,819.56)
88107000	CAP Move-CWIP	UN	2000000380	10/31/2012	37.79
88107000	CAP Move-CWIP	UZ	2000000339	10/31/2012	13,491.72
88107000	CAP Move-CWIP	UZ	2000000350	10/31/2012	1,353.42
88107000	CAP Move-CWIP	UZ	2000000357	10/31/2012	1,037.67
88107000	CAP Move-CWIP	UZ	2000000357	10/31/2012	(8,535.11)
88107000	CAP Move-CWIP	UN	2000000358	10/31/2012	(14,845.14)
88107000	CAP Move-CWIP	UZ	2000000362	10/31/2012	8,514.26
88107000	CAP Move-CWIP	UZ	2000000363	10/31/2012	1.22
88107000	CAP Move-CWIP	UZ	2000000368	10/31/2012	(1.30)
88107000	CAP Move-CWIP	UZ	2000000368	10/31/2012	(9.51)
88107000	CAP Move-CWIP	UZ	2000000368	10/31/2012	(4.89)
88107000	CAP Move-CWIP	UN	2000000369	10/31/2012	(1,016.82)
88107000	CAP Move-CWIP	UN	2000000381	10/31/2012	14.48
88107000	CAP Move-CWIP	UZ	2000000407	10/31/2012	117,961.85
88107000	CAP Move-CWIP	UN	2000000420	10/31/2012	(117,961.85)
88107000	CAP Move-CWIP	UZ	2000000357	10/31/2012	24,465.00
88107000	CAP Move-CWIP	UZ	2000000357	10/31/2012	(23,669.53)
88107000	CAP Move-CWIP	UZ	2000000362	10/31/2012	23,669.53



## Kentucky American Water Company

Case No. 2012-00520

Response to PSC DR1, Item 31

Account	Description	Doc Type	Document Number	Posting Date	Amount
88107000	CAP Move-CWIP	UZ	2000000370	10/31/2012	2,114.38
88107000	CAP Move-CWIP	UZ	2000000370	10/31/2012	1,621.99
88107000	CAP Move-CWIP	UZ	2000000357	10/31/2012	58.38
88107000	CAP Move-CWIP	UZ	2000000357	10/31/2012	(3,145.50)
88107000	CAP Move-CWIP	UZ	2000000362	10/31/2012	3,145.50
88107000	CAP Move-CWIP	UZ	2000000363	10/31/2012	13.95
88107000	CAP Move-CWIP	UZ	2000000363	10/31/2012	27.11
88107000	CAP Move-CWIP	UZ	2000000363	10/31/2012	(3.47)
88107000	CAP Move-CWIP	UZ	2000000368	10/31/2012	3.69
88107000	CAP Move-CWIP	UZ	2000000370	10/31/2012	206.18
88107000	CAP Move-CWIP	UZ	2000000370	10/31/2012	268.77
88107000	CAP Move-CWIP	UZ	2000000389	10/31/2012	884.63
88107000	CAP Move-CWIP	UZ	2000000389	10/31/2012	16,562.43
88107000	CAP Move-CWIP	UZ	2000000389	10/31/2012	1,504.46
88107000	CAP Move-CWIP	UZ	2000000389	10/31/2012	1,015.00
88107000	CAP Move-CWIP	UZ	2000000400	10/31/2012	(4.36)
88107000	CAP Move-CWIP	UZ	2000000400	10/31/2012	206.72
88107000	CAP Move-CWIP	UZ	2000000400	10/31/2012	47.75
88107000	CAP Move-CWIP	UZ	2000000400	10/31/2012	1,328.13
88107000	CAP Move-CWIP	UZ	2000000400	10/31/2012	(160.97)
88107000	CAP Move-CWIP	UZ	2000000400	10/31/2012	(1.42)
88107000	CAP Move-CWIP	UZ	2000000402	10/31/2012	105.30
88107000	CAP Move-CWIP	UZ	2000000402	10/31/2012	1,063.49
88107000	CAP Move-CWIP	UZ	2000000402	10/31/2012	2,954.53
88107000	CAP Move-CWIP	UZ	2000000402	10/31/2012	2,103.32
88107000	CAP Move-CWIP	UZ	2000000402	10/31/2012	697.39
88107000	CAP Move-CWIP	UZ	2000000402	10/31/2012	975.28
88107000	CAP Move-CWIP	UZ	2000000402	10/31/2012	88.63
88107000	CAP Move-CWIP	UZ	2000000402	10/31/2012	925.46
88107000	CAP Move-CWIP	UZ	2000000402	10/31/2012	261.82
88107000	CAP Move-CWIP	UZ	2000000343	10/31/2012	(2,279.09)
88107000	CAP Move-CWIP	UZ	2000000357	10/31/2012	(3,233.53)
88107000	CAP Move-CWIP	UZ	2000000357	10/31/2012	2,733.07
88107000	CAP Move-CWIP	UZ	2000000362	10/31/2012	3,233.53
88107000	CAP Move-CWIP	UZ	2000000363	10/31/2012	1.86
88107000	CAP Move-CWIP	UZ	2000000363	10/31/2012	23.76
88107000	CAP Move-CWIP	UZ	2000000363	10/31/2012	46.19
88107000	CAP Move-CWIP	UZ	2000000363	10/31/2012	(14.48)
88107000	CAP Move-CWIP	UZ	2000000363	10/31/2012	(5.91)
88107000	CAP Move-CWIP	UZ	2000000368	10/31/2012	(7.45)
88107000	CAP Move-CWIP	UZ	2000000368	10/31/2012	(1.97)
88107000	CAP Move-CWIP	UZ	2000000368	10/31/2012	6.28
88107000	CAP Move-CWIP	UZ	2000000370	10/31/2012	1,425.26
88107000	CAP Move-CWIP	UZ	2000000370	10/31/2012	1,857.92
88107000	CAP Move-CWIP	UZ	2000000407	10/31/2012	978.50
88107000	CAP Move-CWIP	UZ	2000000374	10/31/2012	27,464.30
88107000	CAP Move-CWIP	UZ	2000000348	10/31/2012	6,980.13
88107000	CAP Move-CWIP	UZ	2000000357	10/31/2012	487.91
88107000	CAP Move-CWIP	UZ	2000000340	10/31/2012	23,911.44
88107000	CAP Move-CWIP	UZ	2000000348	10/31/2012	2,340.36
88107000	CAP Move-CWIP	UZ	2000000357	10/31/2012	13,534.87
88107000	CAP Move-CWIP	UZ	2000000370	10/31/2012	2,156.20
88107000	CAP Move-CWIP	UZ	2000000370	10/31/2012	1,654.07

## Kentucky American Water Company

Case No. 2012-00520

Response to PSC DR1, Item 31

Account	Description	Doc Type	Document Number	Posting Date	Amount
88107000	CAP Move-CWIP	UZ	2000000374	10/31/2012	27,464.30
88107000	CAP Move-CWIP	UZ	2000000407	10/31/2012	2,948,547.00
88107000	CAP Move-CWIP	UZ	2000000370	10/31/2012	37.15
88107000	CAP Move-CWIP	UZ	2000000370	10/31/2012	28.50
88107000	CAP Move-CWIP	UP	2000000383	10/31/2012	(13,859.05)
88107000	CAP Move-CWIP	UZ	2000000357	10/31/2012	116.55
88107000	CAP Move-CWIP	UZ	2000000357	10/31/2012	98.91
88107000	CAP Move-CWIP	UZ	2000000362	10/31/2012	117.73
88107000	CAP Move-CWIP	UZ	2000000363	10/31/2012	(0.60)
88107000	CAP Move-CWIP	UZ	2000000368	10/31/2012	0.63
88107000	CAP Move-CWIP	UZ	2000000368	10/31/2012	2.41
88107000	CAP Move-CWIP	UZ	2000000368	10/31/2012	4.68
88107000	CAP Move-CWIP	UN	2000000369	10/31/2012	(333.19)
88107000	CAP Move-CWIP	UN	2000000381	10/31/2012	(7.12)
88107000	CAP Move-CWIP	UZ	2000000357	10/31/2012	(704.04)
88107000	CAP Move-CWIP	UZ	2000000362	10/31/2012	711.15
88107000	CAP Move-CWIP	UZ	2000000370	10/31/2012	28.27
88107000	CAP Move-CWIP	UZ	2000000370	10/31/2012	36.85
88107000	CAP Move-CWIP	UZ	2000000357	10/31/2012	(35.67)
88107000	CAP Move-CWIP	UZ	2000000362	10/31/2012	713.39
88107000	CAP Move-CWIP	UZ	2000000370	10/31/2012	3.95
88107000	CAP Move-CWIP	UZ	2000000370	10/31/2012	3.03
88107000	CAP Move-CWIP	UZ	2000000357	10/31/2012	(553.48)
88107000	CAP Move-CWIP	UZ	2000000362	10/31/2012	488.42
88107000	CAP Move-CWIP	UZ	2000000363	10/31/2012	(4.45)
88107000	CAP Move-CWIP	UZ	2000000363	10/31/2012	(16.84)
88107000	CAP Move-CWIP	UZ	2000000368	10/31/2012	(32.72)
88107000	CAP Move-CWIP	UZ	2000000368	10/31/2012	4.19
88107000	CAP Move-CWIP	UZ	2000000370	10/31/2012	23.20
88107000	CAP Move-CWIP	UZ	2000000370	10/31/2012	30.24
88107000	CAP Move-CWIP	UZ	2000000357	10/31/2012	(440.40)
88107000	CAP Move-CWIP	UZ	2000000362	10/31/2012	600.89
88107000	CAP Move-CWIP	UZ	2000000363	10/31/2012	(9.34)
88107000	CAP Move-CWIP	UZ	2000000363	10/31/2012	9.89
88107000	CAP Move-CWIP	UZ	2000000368	10/31/2012	72.80
88107000	CAP Move-CWIP	UZ	2000000368	10/31/2012	37.46
88107000	CAP Move-CWIP	UZ	2000000370	10/31/2012	25.32
88107000	CAP Move-CWIP	UZ	2000000370	10/31/2012	33.01
88107000	CAP Move-CWIP	UZ	2000000357	10/31/2012	(706.25)
88107000	CAP Move-CWIP	UZ	2000000362	10/31/2012	713.39
88107000	CAP Move-CWIP	UZ	2000000370	10/31/2012	18.60
88107000	CAP Move-CWIP	UZ	2000000370	10/31/2012	14.27
88107000	CAP Move-CWIP	UZ	2000000357	10/31/2012	(223.47)
88107000	CAP Move-CWIP	UZ	2000000362	10/31/2012	600.89
88107000	CAP Move-CWIP	UZ	2000000363	10/31/2012	23.79
88107000	CAP Move-CWIP	UZ	2000000363	10/31/2012	175.05
88107000	CAP Move-CWIP	UZ	2000000363	10/31/2012	(22.43)
88107000	CAP Move-CWIP	UZ	2000000368	10/31/2012	90.08
88107000	CAP Move-CWIP	UZ	2000000370	10/31/2012	34.78
88107000	CAP Move-CWIP	UZ	2000000370	10/31/2012	26.68
88107000	CAP Move-CWIP	UZ	2000000350	10/31/2012	30,853.75
88107000	CAP Move-CWIP	UZ	2000000357	10/31/2012	135.27
88107000	CAP Move-CWIP	UZ	2000000357	10/31/2012	2,192.08

## Kentucky American Water Company

Case No. 2012-00520

Response to PSC DR1, Item 31

Account	Description	Doc Type	Document Number	Posting Date	Amount
88107000	CAP Move-CWIP	UZ	2000000357	10/31/2012	243.60
88107000	CAP Move-CWIP	UZ	2000000357	10/31/2012	614.09
88107000	CAP Move-CWIP	UZ	2000000374	10/31/2012	25,000.00
88107000	CAP Move-CWIP	UZ	2000000357	10/31/2012	(15.01)
88107000	CAP Move-CWIP	UZ	2000000363	10/31/2012	(3.34)
88107000	CAP Move-CWIP	UZ	2000000363	10/31/2012	(0.88)
88107000	CAP Move-CWIP	UZ	2000000363	10/31/2012	0.83
88107000	CAP Move-CWIP	UZ	2000000368	10/31/2012	(6.48)
88107000	CAP Move-CWIP	UN	2000000381	10/31/2012	66.92
88107000	CAP Move-CWIP	UZ	2000000357	10/31/2012	68.69
88107000	CAP Move-CWIP	UZ	2000000363	10/31/2012	4.49
88107000	CAP Move-CWIP	UZ	2000000363	10/31/2012	1.19
88107000	CAP Move-CWIP	UZ	2000000363	10/31/2012	(1.12)
88107000	CAP Move-CWIP	UZ	2000000368	10/31/2012	8.72
88107000	CAP Move-CWIP	UN	2000000381	10/31/2012	(138.57)
88107000	CAP Move-CWIP	UZ	2000000357	10/31/2012	452.05
88107000	CAP Move-CWIP	UZ	2000000357	10/31/2012	(153.81)
88107000	CAP Move-CWIP	UZ	2000000362	10/31/2012	382.15
88107000	CAP Move-CWIP	UZ	2000000363	10/31/2012	(30.45)
88107000	CAP Move-CWIP	UZ	2000000363	10/31/2012	(15.66)
88107000	CAP Move-CWIP	UZ	2000000363	10/31/2012	3.90
88107000	CAP Move-CWIP	UZ	2000000368	10/31/2012	(4.14)
88107000	CAP Move-CWIP	UZ	2000000374	10/31/2012	1,057.00
88107000	CAP Move-CWIP	UN	2000000381	10/31/2012	(2,551.74)
88107000	CAP Move-CWIP	UZ	2000000357	10/31/2012	89.33
88107000	CAP Move-CWIP	UZ	2000000357	10/31/2012	85.07
88107000	CAP Move-CWIP	UZ	2000000362	10/31/2012	19.43
88107000	CAP Move-CWIP	UN	2000000381	10/31/2012	(569.11)
88107000	CAP Move-CWIP	UP	2000000422	10/31/2012	(6,814.05)
88107000	CAP Move-CWIP	UP	2000000422	10/31/2012	6,814.05
88107000	CAP Move-CWIP	UZ	2000000357	10/31/2012	0.32
88107000	CAP Move-CWIP	UN	2000000381	10/31/2012	(4.86)
88107000	CAP Move-CWIP	UP	2000000422	10/31/2012	4,659.83
88107000	CAP Move-CWIP	UP	2000000422	10/31/2012	(4,659.83)
88107000	CAP Move-CWIP	UZ	2000000357	10/31/2012	404.26
88107000	CAP Move-CWIP	UZ	2000000363	10/31/2012	17.31
88107000	CAP Move-CWIP	UZ	2000000363	10/31/2012	127.34
88107000	CAP Move-CWIP	UZ	2000000368	10/31/2012	65.52
88107000	CAP Move-CWIP	UZ	2000000368	10/31/2012	(16.32)
88107000	CAP Move-CWIP	UN	2000000381	10/31/2012	(797.39)
88107000	CAP Move-CWIP	UZ	2000000357	10/31/2012	(197.04)
88107000	CAP Move-CWIP	UZ	2000000363	10/31/2012	(43.94)
88107000	CAP Move-CWIP	UZ	2000000363	10/31/2012	10.94
88107000	CAP Move-CWIP	UZ	2000000363	10/31/2012	(85.39)
88107000	CAP Move-CWIP	UZ	2000000363	10/31/2012	(11.61)
88107000	CAP Move-CWIP	UN	2000000381	10/31/2012	327.04
88107000	CAP Move-CWIP	UZ	2000000357	10/31/2012	85.91
88107000	CAP Move-CWIP	UZ	2000000357	10/31/2012	7.30
88107000	CAP Move-CWIP	UZ	2000000362	10/31/2012	85.91
88107000	CAP Move-CWIP	UN	2000000369	10/31/2012	(179.12)
88107000	CAP Move-CWIP	UZ	2000000407	10/31/2012	11,443.00
88107000	CAP Move-CWIP	UN	2000000420	10/31/2012	(11,443.00)
88107000	CAP Move-CWIP	UP	2000000422	10/31/2012	1,194.74

## Kentucky American Water Company

Case No. 2012-00520

Response to PSC DR1, Item 31

Account	Description	Doc Type	Document Number	Posting Date	Amount
88107000	CAP Move-CWIP	UP	2000000422	10/31/2012	(1,194.74)
88107000	CAP Move-CWIP	UP	2000000411	10/31/2012	(560.94)
88107000	CAP Move-CWIP	UP	2000000411	10/31/2012	560.94
88107000	CAP Move-CWIP	UZ	2000000370	10/31/2012	30.34
88107000	CAP Move-CWIP	UZ	2000000370	10/31/2012	39.55
88107000	CAP Move-CWIP	UZ	2000000357	10/31/2012	147.72
88107000	CAP Move-CWIP	UZ	2000000363	10/31/2012	(8.56)
88107000	CAP Move-CWIP	UZ	2000000363	10/31/2012	66.75
88107000	CAP Move-CWIP	UZ	2000000368	10/31/2012	34.35
88107000	CAP Move-CWIP	UZ	2000000368	10/31/2012	9.08
88107000	CAP Move-CWIP	UN	2000000369	10/31/2012	(147.72)
88107000	CAP Move-CWIP	UN	2000000381	10/31/2012	(101.62)
88107000	CAP Move-CWIP	UP	2000000422	10/31/2012	44.10
88107000	CAP Move-CWIP	UP	2000000422	10/31/2012	(44.10)
88107000	CAP Move-CWIP	UZ	2000000350	10/31/2012	94.97
88107000	CAP Move-CWIP	UZ	2000000357	10/31/2012	572.54
88107000	CAP Move-CWIP	UZ	2000000357	10/31/2012	(111.29)
88107000	CAP Move-CWIP	UZ	2000000362	10/31/2012	759.87
88107000	CAP Move-CWIP	UZ	2000000363	10/31/2012	40.34
88107000	CAP Move-CWIP	UZ	2000000363	10/31/2012	(5.17)
88107000	CAP Move-CWIP	UZ	2000000368	10/31/2012	5.49
88107000	CAP Move-CWIP	UZ	2000000368	10/31/2012	20.76
88107000	CAP Move-CWIP	UZ	2000000374	10/31/2012	5,589.00
88107000	CAP Move-CWIP	UN	2000000381	10/31/2012	(7,717.30)
88107000	CAP Move-CWIP	UZ	2000000357	10/31/2012	(37.39)
88107000	CAP Move-CWIP	UZ	2000000357	10/31/2012	48.23
88107000	CAP Move-CWIP	UZ	2000000363	10/31/2012	(16.67)
88107000	CAP Move-CWIP	UZ	2000000363	10/31/2012	2.14
88107000	CAP Move-CWIP	UZ	2000000363	10/31/2012	(2.26)
88107000	CAP Move-CWIP	UZ	2000000368	10/31/2012	(8.58)
88107000	CAP Move-CWIP	UN	2000000381	10/31/2012	14.53
88107000	CAP Move-CWIP	UP	2000000422	10/31/2012	(3,516.45)
88107000	CAP Move-CWIP	UP	2000000422	10/31/2012	3,516.45
88107000	CAP Move-CWIP	UZ	2000000357	10/31/2012	27.06
88107000	CAP Move-CWIP	UZ	2000000363	10/31/2012	(1.68)
88107000	CAP Move-CWIP	UZ	2000000363	10/31/2012	6.72
88107000	CAP Move-CWIP	UZ	2000000363	10/31/2012	13.06
88107000	CAP Move-CWIP	UZ	2000000368	10/31/2012	1.77
88107000	CAP Move-CWIP	UN	2000000381	10/31/2012	(46.93)
88107000	CAP Move-CWIP	UZ	2000000339	10/31/2012	690.00
88107000	CAP Move-CWIP	UZ	2000000357	10/31/2012	48.23
88107000	CAP Move-CWIP	UZ	2000000374	10/31/2012	6,900.00
88107000	CAP Move-CWIP	UN	2000000381	10/31/2012	(7,638.23)
88107000	CAP Move-CWIP	UZ	2000000357	10/31/2012	(1,413.48)
88107000	CAP Move-CWIP	UZ	2000000357	10/31/2012	1,488.89
88107000	CAP Move-CWIP	UZ	2000000362	10/31/2012	1,418.99
88107000	CAP Move-CWIP	UZ	2000000363	10/31/2012	(0.69)
88107000	CAP Move-CWIP	UZ	2000000363	10/31/2012	(5.04)
88107000	CAP Move-CWIP	UZ	2000000363	10/31/2012	(2.59)
88107000	CAP Move-CWIP	UZ	2000000368	10/31/2012	0.65
88107000	CAP Move-CWIP	UN	2000000381	10/31/2012	(1,486.73)
88107000	CAP Move-CWIP	UP	2000000422	10/31/2012	(22,981.70)
88107000	CAP Move-CWIP	UP	2000000422	10/31/2012	22,981.70

## Kentucky American Water Company

Case No. 2012-00520

Response to PSC DR1, Item 31

Account	Description	Doc Type	Document Number	Posting Date	Amount
88107000	CAP Move-CWIP	UZ	2000000339	10/31/2012	3,400.00
88107000	CAP Move-CWIP	UZ	2000000343	10/31/2012	633.06
88107000	CAP Move-CWIP	UZ	2000000357	10/31/2012	237.66
88107000	CAP Move-CWIP	UZ	2000000357	10/31/2012	208.82
88107000	CAP Move-CWIP	UN	2000000381	10/31/2012	(4,479.54)
88107000	CAP Move-CWIP	UZ	2000000357	10/31/2012	139.92
88107000	CAP Move-CWIP	UN	2000000381	10/31/2012	(139.92)
88107000	CAP Move-CWIP	UZ	2000000357	10/31/2012	48.40
88107000	CAP Move-CWIP	UN	2000000381	10/31/2012	(48.40)
88107000	CAP Move-CWIP	UZ	2000000339	10/31/2012	1,275.00
88107000	CAP Move-CWIP	UZ	2000000343	10/31/2012	237.11
88107000	CAP Move-CWIP	UZ	2000000357	10/31/2012	150.22
88107000	CAP Move-CWIP	UZ	2000000357	10/31/2012	89.12
88107000	CAP Move-CWIP	UN	2000000381	10/31/2012	(1,751.45)
88107000	CAP Move-CWIP	UZ	2000000339	10/31/2012	13,509.00
88107000	CAP Move-CWIP	UZ	2000000346	10/31/2012	(870.17)
88107000	CAP Move-CWIP	UZ	2000000357	10/31/2012	14.58
88107000	CAP Move-CWIP	UZ	2000000357	10/31/2012	(301.34)
88107000	CAP Move-CWIP	UZ	2000000363	10/31/2012	(16.48)
88107000	CAP Move-CWIP	UZ	2000000363	10/31/2012	17.48
88107000	CAP Move-CWIP	UZ	2000000368	10/31/2012	66.18
88107000	CAP Move-CWIP	UZ	2000000368	10/31/2012	128.61
88107000	CAP Move-CWIP	UN	2000000381	10/31/2012	(13,428.79)
88107000	CAP Move-CWIP	UZ	2000000343	10/31/2012	541.46
88107000	CAP Move-CWIP	UZ	2000000357	10/31/2012	46.52
88107000	CAP Move-CWIP	UN	2000000381	10/31/2012	(587.98)
88107000	CAP Move-CWIP	UZ	2000000357	10/31/2012	8.56
88107000	CAP Move-CWIP	UZ	2000000363	10/31/2012	3.95
88107000	CAP Move-CWIP	UZ	2000000363	10/31/2012	2.04
88107000	CAP Move-CWIP	UZ	2000000363	10/31/2012	0.54
88107000	CAP Move-CWIP	UZ	2000000368	10/31/2012	(0.50)
88107000	CAP Move-CWIP	UZ	2000000343	10/31/2012	151.64
88107000	CAP Move-CWIP	UZ	2000000357	10/31/2012	10.60
88107000	CAP Move-CWIP	UN	2000000381	10/31/2012	(162.24)
88107000	CAP Move-CWIP	UZ	2000000339	10/31/2012	606.82
88107000	CAP Move-CWIP	UZ	2000000343	10/31/2012	903.76
88107000	CAP Move-CWIP	UZ	2000000346	10/31/2012	(660.52)
88107000	CAP Move-CWIP	UZ	2000000357	10/31/2012	815.86
88107000	CAP Move-CWIP	UZ	2000000357	10/31/2012	238.79
88107000	CAP Move-CWIP	UZ	2000000362	10/31/2012	276.17
88107000	CAP Move-CWIP	UZ	2000000363	10/31/2012	(43.85)
88107000	CAP Move-CWIP	UZ	2000000363	10/31/2012	46.51
88107000	CAP Move-CWIP	UZ	2000000368	10/31/2012	176.07
88107000	CAP Move-CWIP	UZ	2000000368	10/31/2012	342.18
88107000	CAP Move-CWIP	UZ	2000000374	10/31/2012	4,071.00
88107000	CAP Move-CWIP	UN	2000000380	10/31/2012	(8,904.70)
88107000	CAP Move-CWIP	UZ	2000000389	10/31/2012	690.00
88107000	CAP Move-CWIP	UN	2000000420	10/31/2012	(690.00)
88107000	CAP Move-CWIP	UZ	2000000357	10/31/2012	49.20
88107000	CAP Move-CWIP	UN	2000000381	10/31/2012	(49.20)
88107000	CAP Move-CWIP	UP	2000000422	10/31/2012	49.20
88107000	CAP Move-CWIP	UP	2000000422	10/31/2012	(49.20)
88107000	CAP Move-CWIP	UZ	2000000370	10/31/2012	11.76

## Kentucky American Water Company

Case No. 2012-00520

Response to PSC DR1, Item 31

Account	Description	Doc Type	Document Number	Posting Date	Amount
88107000	CAP Move-CWIP	UZ	2000000370	10/31/2012	15.33
88107000	CAP Move-CWIP	UZ	2000000357	10/31/2012	8.94
88107000	CAP Move-CWIP	UZ	2000000370	10/31/2012	2.77
88107000	CAP Move-CWIP	UZ	2000000370	10/31/2012	3.61
88107000	CAP Move-CWIP	UZ	2000000357	10/31/2012	222.24
88107000	CAP Move-CWIP	UN	2000000381	10/31/2012	1,813.50
88107000	CAP Move-CWIP	UZ	2000000339	10/31/2012	210.00
88107000	CAP Move-CWIP	UZ	2000000346	10/31/2012	458.72
88107000	CAP Move-CWIP	UZ	2000000357	10/31/2012	243.48
88107000	CAP Move-CWIP	UZ	2000000357	10/31/2012	14.68
88107000	CAP Move-CWIP	UN	2000000380	10/31/2012	7,216.07
88107000	CAP Move-CWIP	UZ	2000000357	10/31/2012	39.03
88107000	CAP Move-CWIP	UN	2000000381	10/31/2012	(39.03)
88107000	CAP Move-CWIP	UZ	2000000343	10/31/2012	28,620.00
88107000	CAP Move-CWIP	UZ	2000000357	10/31/2012	(1,889.68)
88107000	CAP Move-CWIP	UZ	2000000357	10/31/2012	2,000.54
88107000	CAP Move-CWIP	UZ	2000000362	10/31/2012	1,889.68
88107000	CAP Move-CWIP	UN	2000000381	10/31/2012	(30,620.54)
88107000	CAP Move-CWIP	UZ	2000000407	10/31/2012	166,950.00
88107000	CAP Move-CWIP	UN	2000000420	10/31/2012	(166,950.00)
88107000	CAP Move-CWIP	UZ	2000000339	10/31/2012	3,830.00
88107000	CAP Move-CWIP	UZ	2000000346	10/31/2012	(1,758.43)
88107000	CAP Move-CWIP	UZ	2000000357	10/31/2012	41.24
88107000	CAP Move-CWIP	UZ	2000000357	10/31/2012	(563.89)
88107000	CAP Move-CWIP	UZ	2000000363	10/31/2012	18.50
88107000	CAP Move-CWIP	UZ	2000000363	10/31/2012	(17.44)
88107000	CAP Move-CWIP	UZ	2000000363	10/31/2012	136.09
88107000	CAP Move-CWIP	UZ	2000000368	10/31/2012	70.02
88107000	CAP Move-CWIP	UN	2000000381	10/31/2012	(2,538.95)
88107000	CAP Move-CWIP	UZ	2000000339	10/31/2012	1,005.00
88107000	CAP Move-CWIP	UZ	2000000346	10/31/2012	1,299.71
88107000	CAP Move-CWIP	UZ	2000000357	10/31/2012	369.86
88107000	CAP Move-CWIP	UZ	2000000357	10/31/2012	70.25
88107000	CAP Move-CWIP	UN	2000000381	10/31/2012	7,433.87
88107000	CAP Move-CWIP	UP	2000000411	10/31/2012	439.94
88107000	CAP Move-CWIP	UP	2000000411	10/31/2012	(439.94)
88107000	CAP Move-CWIP	UZ	2000000346	10/31/2012	5.37
88107000	CAP Move-CWIP	UZ	2000000357	10/31/2012	3.04
88107000	CAP Move-CWIP	UZ	2000000357	10/31/2012	0.73
88107000	CAP Move-CWIP	UZ	2000000362	10/31/2012	3.50
88107000	CAP Move-CWIP	UZ	2000000363	10/31/2012	(0.20)
88107000	CAP Move-CWIP	UZ	2000000363	10/31/2012	0.22
88107000	CAP Move-CWIP	UZ	2000000363	10/31/2012	1.58
88107000	CAP Move-CWIP	UZ	2000000368	10/31/2012	0.81
88107000	CAP Move-CWIP	UN	2000000381	10/31/2012	(15.05)
88107000	CAP Move-CWIP	UZ	2000000340	10/31/2012	2,849.25
88107000	CAP Move-CWIP	UZ	2000000343	10/31/2012	1,835.76
88107000	CAP Move-CWIP	UZ	2000000346	10/31/2012	(245.52)
88107000	CAP Move-CWIP	UZ	2000000357	10/31/2012	1,235.35
88107000	CAP Move-CWIP	UZ	2000000357	10/31/2012	275.23
88107000	CAP Move-CWIP	UZ	2000000362	10/31/2012	17.53
88107000	CAP Move-CWIP	UZ	2000000363	10/31/2012	140.28
88107000	CAP Move-CWIP	UZ	2000000363	10/31/2012	37.05

## Kentucky American Water Company

Case No. 2012-00520

Response to PSC DR1, Item 31

Account	Description	Doc Type	Document Number	Posting Date	Amount
88107000	CAP Move-CWIP	UZ	2000000363	10/31/2012	272.61
88107000	CAP Move-CWIP	UZ	2000000368	10/31/2012	(34.94)
88107000	CAP Move-CWIP	UZ	2000000374	10/31/2012	348.00
88107000	CAP Move-CWIP	UN	2000000381	10/31/2012	(11,529.42)
88107000	CAP Move-CWIP	UZ	2000000357	10/31/2012	(11.68)
88107000	CAP Move-CWIP	UZ	2000000357	10/31/2012	11.68
88107000	CAP Move-CWIP	UZ	2000000362	10/31/2012	13.42
88107000	CAP Move-CWIP	UN	2000000381	10/31/2012	(13.42)
88107000	CAP Move-CWIP	UP	2000000422	10/31/2012	358.39
88107000	CAP Move-CWIP	UP	2000000422	10/31/2012	(358.39)
88107000	CAP Move-CWIP	UZ	2000000357	10/31/2012	60.81
88107000	CAP Move-CWIP	UN	2000000381	10/31/2012	(60.81)
88107000	CAP Move-CWIP	UZ	2000000357	10/31/2012	17.79
88107000	CAP Move-CWIP	UZ	2000000363	10/31/2012	(0.96)
88107000	CAP Move-CWIP	UZ	2000000363	10/31/2012	3.85
88107000	CAP Move-CWIP	UZ	2000000363	10/31/2012	1.01
88107000	CAP Move-CWIP	UZ	2000000363	10/31/2012	7.46
88107000	CAP Move-CWIP	UN	2000000381	10/31/2012	(77.66)
88107000	CAP Move-CWIP	UP	2000000422	10/31/2012	(1,821.38)
88107000	CAP Move-CWIP	UP	2000000422	10/31/2012	1,821.38
88107000	CAP Move-CWIP	UZ	2000000357	10/31/2012	4.53
88107000	CAP Move-CWIP	UZ	2000000363	10/31/2012	1.09
88107000	CAP Move-CWIP	UZ	2000000363	10/31/2012	2.12
88107000	CAP Move-CWIP	UZ	2000000363	10/31/2012	(0.27)
88107000	CAP Move-CWIP	UZ	2000000368	10/31/2012	0.29
88107000	CAP Move-CWIP	UN	2000000381	10/31/2012	(7.76)
88107000	CAP Move-CWIP	UP	2000000422	10/31/2012	1,011.78
88107000	CAP Move-CWIP	UP	2000000422	10/31/2012	(1,011.78)
88107000	CAP Move-CWIP	UZ	2000000407	10/31/2012	8,260.65
88107000	CAP Move-CWIP	UN	2000000420	10/31/2012	(8,260.65)
88107000	CAP Move-CWIP	UZ	2000000407	10/31/2012	10,641.84
88107000	CAP Move-CWIP	UN	2000000420	10/31/2012	(10,641.84)
88107000	CAP Move-CWIP	UZ	2000000339	10/31/2012	47,435.87
88107000	CAP Move-CWIP	UZ	2000000339	10/31/2012	25,251.75
88107000	CAP Move-CWIP	UZ	2000000343	10/31/2012	99,597.60
88107000	CAP Move-CWIP	UZ	2000000357	10/31/2012	12,042.74
88107000	CAP Move-CWIP	UZ	2000000357	10/31/2012	2,889.12
88107000	CAP Move-CWIP	UZ	2000000363	10/31/2012	336.41
88107000	CAP Move-CWIP	UZ	2000000363	10/31/2012	653.78
88107000	CAP Move-CWIP	UZ	2000000368	10/31/2012	(83.79)
88107000	CAP Move-CWIP	UZ	2000000368	10/31/2012	88.86
88107000	CAP Move-CWIP	UN	2000000380	10/31/2012	(191,842.53)
88107000	CAP Move-CWIP	UZ	2000000407	10/31/2012	4,617.09
88107000	CAP Move-CWIP	UZ	2000000407	10/31/2012	123,396.88
88107000	CAP Move-CWIP	UZ	2000000407	10/31/2012	145,246.50
88107000	CAP Move-CWIP	UN	2000000420	10/31/2012	(273,260.47)
88107000	CAP Move-CWIP	UZ	2000000339	10/31/2012	149.64
88107000	CAP Move-CWIP	UZ	2000000339	10/31/2012	56.11
88107000	CAP Move-CWIP	UZ	2000000357	10/31/2012	55.23
88107000	CAP Move-CWIP	UN	2000000381	10/31/2012	(260.98)
88107000	CAP Move-CWIP	UP	2000000422	10/31/2012	6,864.04
88107000	CAP Move-CWIP	UP	2000000422	10/31/2012	(6,864.04)
88107000	CAP Move-CWIP	UZ	2000000357	10/31/2012	(12.70)

## Kentucky American Water Company

Case No. 2012-00520

Response to PSC DR1, Item 31

Account	Description	Doc Type	Document Number	Posting Date	Amount
88107000	CAP Move-CWIP	UZ	2000000363	10/31/2012	3.27
88107000	CAP Move-CWIP	UZ	2000000363	10/31/2012	(25.54)
88107000	CAP Move-CWIP	UZ	2000000368	10/31/2012	(13.14)
88107000	CAP Move-CWIP	UZ	2000000368	10/31/2012	(3.47)
88107000	CAP Move-CWIP	UN	2000000381	10/31/2012	(615.51)
88107000	CAP Move-CWIP	UP	2000000422	10/31/2012	13,538.47
88107000	CAP Move-CWIP	UP	2000000422	10/31/2012	(13,538.47)
88107000	CAP Move-CWIP	UZ	2000000357	10/31/2012	91.77
88107000	CAP Move-CWIP	UZ	2000000363	10/31/2012	28.34
88107000	CAP Move-CWIP	UZ	2000000363	10/31/2012	(3.64)
88107000	CAP Move-CWIP	UZ	2000000363	10/31/2012	3.85
88107000	CAP Move-CWIP	UZ	2000000363	10/31/2012	14.58
88107000	CAP Move-CWIP	UN	2000000381	10/31/2012	(259.97)
88107000	CAP Move-CWIP	UP	2000000422	10/31/2012	(1,873.58)
88107000	CAP Move-CWIP	UP	2000000422	10/31/2012	1,873.58
88107000	CAP Move-CWIP	UZ	2000000346	10/31/2012	240.15
88107000	CAP Move-CWIP	UZ	2000000357	10/31/2012	22.74
88107000	CAP Move-CWIP	UN	2000000380	10/31/2012	(262.89)
88107000	CAP Move-CWIP	UZ	2000000370	10/31/2012	0.15
88107000	CAP Move-CWIP	UZ	2000000370	10/31/2012	0.19
88107000	CAP Move-CWIP	UP	2000000383	10/31/2012	(6,605.80)
88107000	CAP Move-CWIP	UP	2000000383	10/31/2012	6,605.80
88107000	CAP Move-CWIP	UZ	2000000357	10/31/2012	192.50
88107000	CAP Move-CWIP	UZ	2000000363	10/31/2012	(10.47)
88107000	CAP Move-CWIP	UZ	2000000363	10/31/2012	11.11
88107000	CAP Move-CWIP	UZ	2000000363	10/31/2012	81.69
88107000	CAP Move-CWIP	UZ	2000000363	10/31/2012	42.03
88107000	CAP Move-CWIP	UN	2000000369	10/31/2012	(192.50)
88107000	CAP Move-CWIP	UN	2000000381	10/31/2012	(124.36)
88107000	CAP Move-CWIP	UZ	2000000363	10/31/2012	0.93
88107000	CAP Move-CWIP	UZ	2000000363	10/31/2012	3.52
88107000	CAP Move-CWIP	UZ	2000000368	10/31/2012	6.85
88107000	CAP Move-CWIP	UZ	2000000368	10/31/2012	(0.88)
88107000	CAP Move-CWIP	UP	2000000383	10/31/2012	(54.86)
88107000	CAP Move-CWIP	UP	2000000383	10/31/2012	5,966.90
88107000	CAP Move-CWIP	UP	2000000383	10/31/2012	(5,966.90)
88107000	CAP Move-CWIP	UZ	2000000357	10/31/2012	(1,904.81)
88107000	CAP Move-CWIP	UN	2000000369	10/31/2012	1,904.81
88107000	CAP Move-CWIP	UZ	2000000407	10/31/2012	30,038.53
88107000	CAP Move-CWIP	UN	2000000420	10/31/2012	(30,038.53)
88107000	CAP Move-CWIP	UZ	2000000339	10/31/2012	4,062.92
88107000	CAP Move-CWIP	UZ	2000000357	10/31/2012	284.00
88107000	CAP Move-CWIP	UZ	2000000350	10/31/2012	158,295.06
88107000	CAP Move-CWIP	UZ	2000000357	10/31/2012	11,064.82
88107000	CAP Move-CWIP	UZ	2000000357	10/31/2012	723.28
88107000	CAP Move-CWIP	UZ	2000000363	10/31/2012	171.37
88107000	CAP Move-CWIP	UZ	2000000363	10/31/2012	88.19
88107000	CAP Move-CWIP	UZ	2000000363	10/31/2012	23.30
88107000	CAP Move-CWIP	UZ	2000000363	10/31/2012	(21.96)
88107000	CAP Move-CWIP	UZ	2000000370	10/31/2012	1,388.84
88107000	CAP Move-CWIP	UZ	2000000370	10/31/2012	1,065.41
88107000	CAP Move-CWIP	UZ	2000000357	10/31/2012	1,366.75
88107000	CAP Move-CWIP	UZ	2000000370	10/31/2012	29.29



## Kentucky American Water Company

Case No. 2012-00520

Response to PSC DR1, Item 31

Account	Description	Doc Type	Document Number	Posting Date	Amount
88107000	CAP Move-CWIP	UZ	2000000370	10/31/2012	38.18
88107000	CAP Move-CWIP	UZ	2000000357	10/31/2012	203.80
88107000	CAP Move-CWIP	UZ	2000000370	10/31/2012	60.02
88107000	CAP Move-CWIP	UZ	2000000370	10/31/2012	46.04
88107000	CAP Move-CWIP	UZ	2000000357	10/31/2012	(12.59)
88107000	CAP Move-CWIP	UZ	2000000357	10/31/2012	40.17
88107000	CAP Move-CWIP	UZ	2000000363	10/31/2012	18.21
88107000	CAP Move-CWIP	UZ	2000000368	10/31/2012	(2.33)
88107000	CAP Move-CWIP	UZ	2000000368	10/31/2012	2.47
88107000	CAP Move-CWIP	UZ	2000000368	10/31/2012	9.37
88107000	CAP Move-CWIP	UZ	2000000370	10/31/2012	417.21
88107000	CAP Move-CWIP	UZ	2000000370	10/31/2012	543.87
88107000	CAP Move-CWIP	UZ	2000000407	10/31/2012	17,222.57
88107000	CAP Move-CWIP	UZ	2000000357	10/31/2012	44.57
88107000	CAP Move-CWIP	UZ	2000000363	10/31/2012	(2.52)
88107000	CAP Move-CWIP	UZ	2000000363	10/31/2012	19.63
88107000	CAP Move-CWIP	UZ	2000000368	10/31/2012	2.67
88107000	CAP Move-CWIP	UZ	2000000368	10/31/2012	10.10
88107000	CAP Move-CWIP	UZ	2000000370	10/31/2012	251.76
88107000	CAP Move-CWIP	UZ	2000000370	10/31/2012	328.18
88107000	CAP Move-CWIP	UZ	2000000357	10/31/2012	230.62
88107000	CAP Move-CWIP	UZ	2000000370	10/31/2012	6.44
88107000	CAP Move-CWIP	UZ	2000000370	10/31/2012	4.94
88107000	CAP Move-CWIP	UZ	2000000357	10/31/2012	0.31
88107000	CAP Move-CWIP	UZ	2000000357	10/31/2012	9.38
88107000	CAP Move-CWIP	UZ	2000000370	10/31/2012	33.29
88107000	CAP Move-CWIP	UZ	2000000370	10/31/2012	43.39
88107000	CAP Move-CWIP	UZ	2000000357	10/31/2012	534.74
88107000	CAP Move-CWIP	UZ	2000000357	10/31/2012	(534.74)
88107000	CAP Move-CWIP	UZ	2000000362	10/31/2012	594.15
88107000	CAP Move-CWIP	UN	2000000369	10/31/2012	(594.15)
88107000	CAP Move-CWIP	UZ	2000000370	10/31/2012	14.50
88107000	CAP Move-CWIP	UZ	2000000370	10/31/2012	11.13
88107000	CAP Move-CWIP	UN	2000000381	10/31/2012	(25.63)
88107000	CAP Move-CWIP	UZ	2000000357	10/31/2012	2,651.96
88107000	CAP Move-CWIP	UN	2000000358	10/31/2012	(37,939.32)
88107000	CAP Move-CWIP	UN	2000000369	10/31/2012	(2,651.96)
88107000	CAP Move-CWIP	UZ	2000000374	10/31/2012	5,000.00
88107000	CAP Move-CWIP	UZ	2000000374	10/31/2012	5,000.00
88107000	CAP Move-CWIP	UN	2000000380	10/31/2012	(10,000.00)
88107000	CAP Move-CWIP	UZ	2000000357	10/31/2012	(2,097.00)
88107000	CAP Move-CWIP	UZ	2000000357	10/31/2012	17.81
88107000	CAP Move-CWIP	UZ	2000000362	10/31/2012	2,097.00
88107000	CAP Move-CWIP	UN	2000000369	10/31/2012	(17.81)
88107000	CAP Move-CWIP	UZ	2000000374	10/31/2012	30,000.00
88107000	CAP Move-CWIP	UZ	2000000374	10/31/2012	30,000.00
88107000	CAP Move-CWIP	UN	2000000380	10/31/2012	(60,000.00)
88107000	CAP Move-CWIP	UZ	2000000362	10/31/2012	3,475.17
88107000	CAP Move-CWIP	UZ	2000000370	10/31/2012	85.02
88107000	CAP Move-CWIP	UZ	2000000370	10/31/2012	65.22
88107000	CAP Move-CWIP	UN	2000000380	10/31/2012	(150.24)
88107000	CAP Move-CWIP	UZ	2000000357	10/31/2012	419.40
88107000	CAP Move-CWIP	UN	2000000369	10/31/2012	(419.40)

## Kentucky American Water Company

Case No. 2012-00520

Response to PSC DR1, Item 31

Account	Description	Doc Type	Document Number	Posting Date	Amount
88107000	CAP Move-CWIP	UZ	2000000370	10/31/2012	74.33
88107000	CAP Move-CWIP	UZ	2000000370	10/31/2012	96.90
88107000	CAP Move-CWIP	UN	2000000381	10/31/2012	(171.23)
88107000	CAP Move-CWIP	UZ	2000000407	10/31/2012	360.00
88107000	CAP Move-CWIP	UN	2000000420	10/31/2012	(360.00)
88107000	CAP Move-CWIP	UZ	2000000370	10/31/2012	45.37
88107000	CAP Move-CWIP	UZ	2000000370	10/31/2012	34.80
88107000	CAP Move-CWIP	UN	2000000381	10/31/2012	(80.17)
88107000	CAP Move-CWIP	UZ	2000000343	10/31/2012	(4,226.25)
88107000	CAP Move-CWIP	UP	2000000383	10/31/2012	4,226.25
88107000	CAP Move-CWIP	UZ	2000000357	10/31/2012	521.54
88107000	CAP Move-CWIP	UZ	2000000370	10/31/2012	15.18
88107000	CAP Move-CWIP	UZ	2000000370	10/31/2012	19.79
88107000	CAP Move-CWIP	UZ	2000000407	10/31/2012	22,793.44
88107000	CAP Move-CWIP	UZ	2000000350	10/31/2012	19,203.90
88107000	CAP Move-CWIP	UZ	2000000357	10/31/2012	1,342.35
88107000	CAP Move-CWIP	UN	2000000358	10/31/2012	(6,857.78)
88107000	CAP Move-CWIP	UZ	2000000370	10/31/2012	0.77
88107000	CAP Move-CWIP	UZ	2000000370	10/31/2012	0.59
88107000	CAP Move-CWIP	UN	2000000381	10/31/2012	(1.36)
88107000	CAP Move-CWIP	UZ	2000000357	10/31/2012	(26.31)
88107000	CAP Move-CWIP	UZ	2000000370	10/31/2012	25.68
88107000	CAP Move-CWIP	UZ	2000000370	10/31/2012	19.70
88107000	CAP Move-CWIP	UZ	2000000357	10/31/2012	1,580.43
88107000	CAP Move-CWIP	UN	2000000369	10/31/2012	(1,580.43)
88107000	CAP Move-CWIP	UZ	2000000343	10/31/2012	48,620.86
88107000	CAP Move-CWIP	UZ	2000000357	10/31/2012	3,398.60
88107000	CAP Move-CWIP	UZ	2000000350	10/31/2012	9,308.43
88107000	CAP Move-CWIP	UZ	2000000357	10/31/2012	650.66
88107000	CAP Move-CWIP	UZ	2000000407	10/31/2012	13,494.60
88107000	CAP Move-CWIP	UZ	2000000357	10/31/2012	340.24
88107000	CAP Move-CWIP	UZ	2000000370	10/31/2012	0.48
88107000	CAP Move-CWIP	UZ	2000000370	10/31/2012	0.62
88107000	CAP Move-CWIP	UZ	2000000357	10/31/2012	(3,417.91)
88107000	CAP Move-CWIP	UZ	2000000362	10/31/2012	3,495.00
88107000	CAP Move-CWIP	UZ	2000000363	10/31/2012	(4.51)
88107000	CAP Move-CWIP	UZ	2000000363	10/31/2012	4.79
88107000	CAP Move-CWIP	UZ	2000000363	10/31/2012	18.11
88107000	CAP Move-CWIP	UZ	2000000368	10/31/2012	35.20
88107000	CAP Move-CWIP	UZ	2000000370	10/31/2012	878.66
88107000	CAP Move-CWIP	UZ	2000000370	10/31/2012	1,145.39
88107000	CAP Move-CWIP	UZ	2000000370	10/31/2012	8.97
88107000	CAP Move-CWIP	UZ	2000000370	10/31/2012	11.69
88107000	CAP Move-CWIP	UZ	2000000357	10/31/2012	(657.41)
88107000	CAP Move-CWIP	UZ	2000000362	10/31/2012	664.05
88107000	CAP Move-CWIP	UZ	2000000370	10/31/2012	13.28
88107000	CAP Move-CWIP	UZ	2000000370	10/31/2012	17.31
88107000	CAP Move-CWIP	UZ	2000000357	10/31/2012	(294.72)
88107000	CAP Move-CWIP	UZ	2000000362	10/31/2012	662.88
88107000	CAP Move-CWIP	UZ	2000000363	10/31/2012	23.13
88107000	CAP Move-CWIP	UZ	2000000363	10/31/2012	87.55
88107000	CAP Move-CWIP	UZ	2000000368	10/31/2012	170.15
88107000	CAP Move-CWIP	UZ	2000000368	10/31/2012	(21.80)

## Kentucky American Water Company

Case No. 2012-00520

Response to PSC DR1, Item 31

Account	Description	Doc Type	Document Number	Posting Date	Amount
88107000	CAP Move-CWIP	UZ	2000000370	10/31/2012	37.46
88107000	CAP Move-CWIP	UZ	2000000370	10/31/2012	28.74
88107000	CAP Move-CWIP	UZ	2000000357	10/31/2012	(664.05)
88107000	CAP Move-CWIP	UZ	2000000362	10/31/2012	664.05
88107000	CAP Move-CWIP	UZ	2000000370	10/31/2012	13.39
88107000	CAP Move-CWIP	UZ	2000000370	10/31/2012	17.45
88107000	CAP Move-CWIP	UZ	2000000357	10/31/2012	(117.74)
88107000	CAP Move-CWIP	UZ	2000000363	10/31/2012	6.83
88107000	CAP Move-CWIP	UZ	2000000363	10/31/2012	(7.25)
88107000	CAP Move-CWIP	UZ	2000000363	10/31/2012	(53.30)
88107000	CAP Move-CWIP	UZ	2000000363	10/31/2012	(27.42)
88107000	CAP Move-CWIP	UN	2000000381	10/31/2012	185.68
88107000	CAP Move-CWIP	UZ	2000000357	10/31/2012	105.58
88107000	CAP Move-CWIP	UZ	2000000363	10/31/2012	13.03
88107000	CAP Move-CWIP	UZ	2000000368	10/31/2012	25.32
88107000	CAP Move-CWIP	UZ	2000000368	10/31/2012	(3.25)
88107000	CAP Move-CWIP	UZ	2000000368	10/31/2012	3.45
88107000	CAP Move-CWIP	UN	2000000381	10/31/2012	(564.61)
88107000	CAP Move-CWIP	UZ	2000000357	10/31/2012	11.02
88107000	CAP Move-CWIP	UN	2000000381	10/31/2012	(168.68)
88107000	CAP Move-CWIP	UP	2000000422	10/31/2012	440.81
88107000	CAP Move-CWIP	UP	2000000422	10/31/2012	(440.81)
88107000	CAP Move-CWIP	UZ	2000000357	10/31/2012	33.99
88107000	CAP Move-CWIP	UZ	2000000363	10/31/2012	0.38
88107000	CAP Move-CWIP	UZ	2000000363	10/31/2012	1.43
88107000	CAP Move-CWIP	UZ	2000000363	10/31/2012	(0.35)
88107000	CAP Move-CWIP	UZ	2000000368	10/31/2012	2.79
88107000	CAP Move-CWIP	UN	2000000381	10/31/2012	(212.17)
88107000	CAP Move-CWIP	UZ	2000000357	10/31/2012	22.68
88107000	CAP Move-CWIP	UZ	2000000363	10/31/2012	1.02
88107000	CAP Move-CWIP	UZ	2000000363	10/31/2012	(0.96)
88107000	CAP Move-CWIP	UZ	2000000363	10/31/2012	3.84
88107000	CAP Move-CWIP	UZ	2000000368	10/31/2012	7.46
88107000	CAP Move-CWIP	UZ	2000000357	10/31/2012	250.02
88107000	CAP Move-CWIP	UZ	2000000363	10/31/2012	106.10
88107000	CAP Move-CWIP	UZ	2000000363	10/31/2012	(13.59)
88107000	CAP Move-CWIP	UZ	2000000363	10/31/2012	54.60
88107000	CAP Move-CWIP	UZ	2000000368	10/31/2012	14.42
88107000	CAP Move-CWIP	UN	2000000369	10/31/2012	(250.02)
88107000	CAP Move-CWIP	UN	2000000381	10/31/2012	(161.53)
88107000	CAP Move-CWIP	UZ	2000000409	10/31/2012	6,127.00
88107000	CAP Move-CWIP	UN	2000000420	10/31/2012	(6,127.00)
88107000	CAP Move-CWIP	UZ	2000000357	10/31/2012	(509.73)
88107000	CAP Move-CWIP	UZ	2000000362	10/31/2012	509.73
88107000	CAP Move-CWIP	UZ	2000000370	10/31/2012	11.55
88107000	CAP Move-CWIP	UZ	2000000370	10/31/2012	15.06
88107000	CAP Move-CWIP	UZ	2000000407	10/31/2012	7,292.22
88107000	CAP Move-CWIP	UZ	2000000339	10/31/2012	2,031.46
88107000	CAP Move-CWIP	UZ	2000000357	10/31/2012	142.00
88107000	CAP Move-CWIP	UZ	2000000357	10/31/2012	371.13
88107000	CAP Move-CWIP	UZ	2000000370	10/31/2012	7.95
88107000	CAP Move-CWIP	UZ	2000000370	10/31/2012	10.37
88107000	CAP Move-CWIP	UZ	2000000350	10/31/2012	6,974.69

## Kentucky American Water Company

Case No. 2012-00520

Response to PSC DR1, Item 31

Account	Description	Doc Type	Document Number	Posting Date	Amount
88107000	CAP Move-CWIP	UZ	2000000357	10/31/2012	487.53
88107000	CAP Move-CWIP	UZ	2000000357	10/31/2012	32.05
88107000	CAP Move-CWIP	UZ	2000000363	10/31/2012	1.85
88107000	CAP Move-CWIP	UZ	2000000363	10/31/2012	13.61
88107000	CAP Move-CWIP	UZ	2000000368	10/31/2012	7.00
88107000	CAP Move-CWIP	UZ	2000000368	10/31/2012	(1.74)
88107000	CAP Move-CWIP	UN	2000000381	10/31/2012	(141.07)
88107000	CAP Move-CWIP	UP	2000000422	10/31/2012	511.23
88107000	CAP Move-CWIP	UP	2000000422	10/31/2012	(511.23)
88107000	CAP Move-CWIP	UZ	2000000357	10/31/2012	859.75
88107000	CAP Move-CWIP	UN	2000000369	10/31/2012	(859.75)
88107000	CAP Move-CWIP	UZ	2000000357	10/31/2012	497.91
88107000	CAP Move-CWIP	UN	2000000369	10/31/2012	(497.91)
88107000	CAP Move-CWIP	UZ	2000000357	10/31/2012	239.26
88107000	CAP Move-CWIP	UN	2000000369	10/31/2012	(239.26)
88107000	CAP Move-CWIP	UZ	2000000350	10/31/2012	13,725.44
88107000	CAP Move-CWIP	UZ	2000000357	10/31/2012	959.41
88107000	CAP Move-CWIP	UZ	2000000370	10/31/2012	98.77
88107000	CAP Move-CWIP	UZ	2000000370	10/31/2012	75.77
88107000	CAP Move-CWIP	UZ	2000000388	10/31/2012	1.00
88107000	CAP Move-CWIP	UZ	2000000389	10/31/2012	4.69
88107000	CAP Move-CWIP	UZ	2000000389	10/31/2012	62.84
88107000	CAP Move-CWIP	UZ	2000000389	10/31/2012	72.70
88107000	CAP Move-CWIP	UZ	2000000391	10/31/2012	(97.60)
88107000	CAP Move-CWIP	UZ	2000000391	10/31/2012	9.51
88107000	CAP Move-CWIP	UZ	2000000399	10/31/2012	0.08
88107000	CAP Move-CWIP	UZ	2000000399	10/31/2012	(0.10)
88107000	CAP Move-CWIP	UZ	2000000399	10/31/2012	6.30
88107000	CAP Move-CWIP	UZ	2000000399	10/31/2012	8.03
88107000	CAP Move-CWIP	UZ	2000000399	10/31/2012	89.03
88107000	CAP Move-CWIP	UZ	2000000400	10/31/2012	6.70
88107000	CAP Move-CWIP	UZ	2000000400	10/31/2012	11.70
88107000	CAP Move-CWIP	UZ	2000000400	10/31/2012	36.30
88107000	CAP Move-CWIP	UZ	2000000400	10/31/2012	(0.15)
88107000	CAP Move-CWIP	UZ	2000000402	10/31/2012	14.20
88107000	CAP Move-CWIP	UZ	2000000402	10/31/2012	3.22
88107000	CAP Move-CWIP	UZ	2000000402	10/31/2012	1.80
88107000	CAP Move-CWIP	UZ	2000000402	10/31/2012	1.04
88107000	CAP Move-CWIP	UZ	2000000402	10/31/2012	(0.73)
88107000	CAP Move-CWIP	UZ	2000000402	10/31/2012	(0.27)
88107000	CAP Move-CWIP	UZ	2000000402	10/31/2012	2.59
88107000	CAP Move-CWIP	UN	2000000405	10/31/2012	(232.88)
88107000	CAP Move-CWIP	UZ	2000000389	10/31/2012	(98.17)
88107000	CAP Move-CWIP	UZ	2000000389	10/31/2012	4.69
88107000	CAP Move-CWIP	UZ	2000000389	10/31/2012	110.62
88107000	CAP Move-CWIP	UZ	2000000389	10/31/2012	72.70
88107000	CAP Move-CWIP	UZ	2000000389	10/31/2012	1.00
88107000	CAP Move-CWIP	UZ	2000000391	10/31/2012	9.51
88107000	CAP Move-CWIP	UZ	2000000392	10/31/2012	89.03
88107000	CAP Move-CWIP	UZ	2000000399	10/31/2012	14.20
88107000	CAP Move-CWIP	UZ	2000000400	10/31/2012	(0.27)
88107000	CAP Move-CWIP	UZ	2000000400	10/31/2012	6.70
88107000	CAP Move-CWIP	UZ	2000000400	10/31/2012	2.59

## Kentucky American Water Company

Case No. 2012-00520

Response to PSC DR1, Item 31

Account	Description	Doc Type	Document Number	Posting Date	Amount
88107000	CAP Move-CWIP	UZ	2000000400	10/31/2012	8.03
88107000	CAP Move-CWIP	UZ	2000000400	10/31/2012	(0.73)
88107000	CAP Move-CWIP	UZ	2000000400	10/31/2012	(0.15)
88107000	CAP Move-CWIP	UZ	2000000400	10/31/2012	36.30
88107000	CAP Move-CWIP	UZ	2000000402	10/31/2012	1.04
88107000	CAP Move-CWIP	UZ	2000000402	10/31/2012	1.80
88107000	CAP Move-CWIP	UZ	2000000402	10/31/2012	(0.10)
88107000	CAP Move-CWIP	UZ	2000000402	10/31/2012	6.30
88107000	CAP Move-CWIP	UZ	2000000402	10/31/2012	11.70
88107000	CAP Move-CWIP	UZ	2000000402	10/31/2012	3.22
88107000	CAP Move-CWIP	UZ	2000000402	10/31/2012	0.08
88107000	CAP Move-CWIP	UN	2000000405	10/31/2012	(280.09)
88107000	CAP Move-CWIP	UZ	2000000389	10/31/2012	26.99
88107000	CAP Move-CWIP	UZ	2000000389	10/31/2012	2.59
88107000	CAP Move-CWIP	UZ	2000000389	10/31/2012	(18.02)
88107000	CAP Move-CWIP	UZ	2000000389	10/31/2012	(1.49)
88107000	CAP Move-CWIP	UZ	2000000389	10/31/2012	(4.69)
88107000	CAP Move-CWIP	UZ	2000000389	10/31/2012	(0.66)
88107000	CAP Move-CWIP	UZ	2000000389	10/31/2012	103.60
88107000	CAP Move-CWIP	UZ	2000000391	10/31/2012	(0.45)
88107000	CAP Move-CWIP	UZ	2000000391	10/31/2012	7.65
88107000	CAP Move-CWIP	UZ	2000000392	10/31/2012	14.20
88107000	CAP Move-CWIP	UZ	2000000399	10/31/2012	(0.10)
88107000	CAP Move-CWIP	UZ	2000000400	10/31/2012	6.30
88107000	CAP Move-CWIP	UZ	2000000400	10/31/2012	1.04
88107000	CAP Move-CWIP	UZ	2000000400	10/31/2012	8.03
88107000	CAP Move-CWIP	UZ	2000000400	10/31/2012	3.22
88107000	CAP Move-CWIP	UZ	2000000400	10/31/2012	36.30
88107000	CAP Move-CWIP	UZ	2000000400	10/31/2012	(0.73)
88107000	CAP Move-CWIP	UZ	2000000400	10/31/2012	(0.15)
88107000	CAP Move-CWIP	UZ	2000000400	10/31/2012	2.59
88107000	CAP Move-CWIP	UZ	2000000400	10/31/2012	6.70
88107000	CAP Move-CWIP	UZ	2000000402	10/31/2012	(0.27)
88107000	CAP Move-CWIP	UZ	2000000402	10/31/2012	11.70
88107000	CAP Move-CWIP	UZ	2000000402	10/31/2012	1.80
88107000	CAP Move-CWIP	UZ	2000000402	10/31/2012	89.03
88107000	CAP Move-CWIP	UZ	2000000402	10/31/2012	0.08
88107000	CAP Move-CWIP	UN	2000000405	10/31/2012	(295.26)
88107000	CAP Move-CWIP	UZ	2000000391	10/31/2012	(6.75)
88107000	CAP Move-CWIP	UN	2000000405	10/31/2012	6.75
88107000	CAP Move-CWIP	UZ	2000000389	10/31/2012	(1.62)
88107000	CAP Move-CWIP	UN	2000000405	10/31/2012	1.62
88107000	CAP Move-CWIP	UZ	2000000389	10/31/2012	5.17
88107000	CAP Move-CWIP	UZ	2000000389	10/31/2012	10.64
88107000	CAP Move-CWIP	UZ	2000000389	10/31/2012	(24.51)
88107000	CAP Move-CWIP	UZ	2000000389	10/31/2012	8.65
88107000	CAP Move-CWIP	UZ	2000000389	10/31/2012	8.80
88107000	CAP Move-CWIP	UZ	2000000389	10/31/2012	93.65
88107000	CAP Move-CWIP	UZ	2000000392	10/31/2012	2.59
88107000	CAP Move-CWIP	UZ	2000000399	10/31/2012	6.70
88107000	CAP Move-CWIP	UZ	2000000399	10/31/2012	(0.10)
88107000	CAP Move-CWIP	UZ	2000000399	10/31/2012	1.04
88107000	CAP Move-CWIP	UZ	2000000400	10/31/2012	(0.73)

## Kentucky American Water Company

Case No. 2012-00520

Response to PSC DR1, Item 31

Account	Description	Doc Type	Document Number	Posting Date	Amount
88107000	CAP Move-CWIP	UZ	2000000400	10/31/2012	1.80
88107000	CAP Move-CWIP	UZ	2000000400	10/31/2012	(0.15)
88107000	CAP Move-CWIP	UZ	2000000400	10/31/2012	3.22
88107000	CAP Move-CWIP	UZ	2000000400	10/31/2012	0.08
88107000	CAP Move-CWIP	UZ	2000000400	10/31/2012	14.20
88107000	CAP Move-CWIP	UZ	2000000400	10/31/2012	11.70
88107000	CAP Move-CWIP	UZ	2000000402	10/31/2012	8.03
88107000	CAP Move-CWIP	UZ	2000000402	10/31/2012	(0.27)
88107000	CAP Move-CWIP	UZ	2000000402	10/31/2012	36.30
88107000	CAP Move-CWIP	UZ	2000000402	10/31/2012	89.03
88107000	CAP Move-CWIP	UZ	2000000402	10/31/2012	6.30
88107000	CAP Move-CWIP	UN	2000000405	10/31/2012	(282.14)
88107000	CAP Move-CWIP	UZ	2000000389	10/31/2012	(98.77)
88107000	CAP Move-CWIP	UZ	2000000389	10/31/2012	(1.29)
88107000	CAP Move-CWIP	UZ	2000000389	10/31/2012	196.18
88107000	CAP Move-CWIP	UZ	2000000389	10/31/2012	(12.63)
88107000	CAP Move-CWIP	UZ	2000000389	10/31/2012	(51.71)
88107000	CAP Move-CWIP	UZ	2000000391	10/31/2012	(3.83)
88107000	CAP Move-CWIP	UN	2000000405	10/31/2012	(27.95)
88107000	CAP Move-CWIP	UZ	2000000389	10/31/2012	0.57
88107000	CAP Move-CWIP	UZ	2000000389	10/31/2012	9.30
88107000	CAP Move-CWIP	UZ	2000000389	10/31/2012	18.14
88107000	CAP Move-CWIP	UZ	2000000389	10/31/2012	3.55
88107000	CAP Move-CWIP	UZ	2000000391	10/31/2012	108.21
88107000	CAP Move-CWIP	UZ	2000000391	10/31/2012	12.29
88107000	CAP Move-CWIP	UZ	2000000399	10/31/2012	6.30
88107000	CAP Move-CWIP	UZ	2000000399	10/31/2012	(0.15)
88107000	CAP Move-CWIP	UZ	2000000399	10/31/2012	(0.27)
88107000	CAP Move-CWIP	UZ	2000000400	10/31/2012	89.03
88107000	CAP Move-CWIP	UZ	2000000400	10/31/2012	11.70
88107000	CAP Move-CWIP	UZ	2000000400	10/31/2012	(0.73)
88107000	CAP Move-CWIP	UZ	2000000400	10/31/2012	0.08
88107000	CAP Move-CWIP	UZ	2000000400	10/31/2012	1.04
88107000	CAP Move-CWIP	UZ	2000000400	10/31/2012	3.22
88107000	CAP Move-CWIP	UZ	2000000400	10/31/2012	14.20
88107000	CAP Move-CWIP	UZ	2000000400	10/31/2012	2.59
88107000	CAP Move-CWIP	UZ	2000000402	10/31/2012	36.30
88107000	CAP Move-CWIP	UZ	2000000402	10/31/2012	1.80
88107000	CAP Move-CWIP	UZ	2000000402	10/31/2012	6.70
88107000	CAP Move-CWIP	UZ	2000000402	10/31/2012	8.03
88107000	CAP Move-CWIP	UZ	2000000402	10/31/2012	(0.10)
88107000	CAP Move-CWIP	UN	2000000405	10/31/2012	(331.80)
88107000	CAP Move-CWIP	UZ	2000000389	10/31/2012	9.45
88107000	CAP Move-CWIP	UZ	2000000389	10/31/2012	119.33
88107000	CAP Move-CWIP	UZ	2000000389	10/31/2012	1.75
88107000	CAP Move-CWIP	UZ	2000000389	10/31/2012	55.48
88107000	CAP Move-CWIP	UZ	2000000391	10/31/2012	4.84
88107000	CAP Move-CWIP	UZ	2000000391	10/31/2012	0.57
88107000	CAP Move-CWIP	UN	2000000405	10/31/2012	(191.42)
88107000	CAP Move-CWIP	UZ	2000000388	10/31/2012	26.57
88107000	CAP Move-CWIP	UZ	2000000389	10/31/2012	48.58
88107000	CAP Move-CWIP	UZ	2000000389	10/31/2012	69.41
88107000	CAP Move-CWIP	UZ	2000000389	10/31/2012	7.79

## Kentucky American Water Company

Case No. 2012-00520

Response to PSC DR1, Item 31

Account	Description	Doc Type	Document Number	Posting Date	Amount
88107000	CAP Move-CWIP	UZ	2000000389	10/31/2012	13.00
88107000	CAP Move-CWIP	UZ	2000000391	10/31/2012	1.77
88107000	CAP Move-CWIP	UZ	2000000391	10/31/2012	(1.39)
88107000	CAP Move-CWIP	UZ	2000000392	10/31/2012	(0.10)
88107000	CAP Move-CWIP	UZ	2000000399	10/31/2012	(0.15)
88107000	CAP Move-CWIP	UZ	2000000400	10/31/2012	6.30
88107000	CAP Move-CWIP	UZ	2000000400	10/31/2012	8.03
88107000	CAP Move-CWIP	UZ	2000000400	10/31/2012	2.59
88107000	CAP Move-CWIP	UZ	2000000400	10/31/2012	(0.73)
88107000	CAP Move-CWIP	UZ	2000000400	10/31/2012	1.80
88107000	CAP Move-CWIP	UZ	2000000400	10/31/2012	1.04
88107000	CAP Move-CWIP	UZ	2000000400	10/31/2012	89.03
88107000	CAP Move-CWIP	UZ	2000000400	10/31/2012	36.30
88107000	CAP Move-CWIP	UZ	2000000402	10/31/2012	3.22
88107000	CAP Move-CWIP	UZ	2000000402	10/31/2012	14.20
88107000	CAP Move-CWIP	UZ	2000000402	10/31/2012	6.70
88107000	CAP Move-CWIP	UZ	2000000402	10/31/2012	(0.27)
88107000	CAP Move-CWIP	UZ	2000000402	10/31/2012	0.08
88107000	CAP Move-CWIP	UZ	2000000402	10/31/2012	11.70
88107000	CAP Move-CWIP	UN	2000000405	10/31/2012	(345.47)
88107000	CAP Move-CWIP	UZ	2000000389	10/31/2012	21.25
88107000	CAP Move-CWIP	UZ	2000000389	10/31/2012	61.46
88107000	CAP Move-CWIP	UZ	2000000389	10/31/2012	18.75
88107000	CAP Move-CWIP	UZ	2000000389	10/31/2012	18.20
88107000	CAP Move-CWIP	UZ	2000000389	10/31/2012	0.86
88107000	CAP Move-CWIP	UZ	2000000391	10/31/2012	348.82
88107000	CAP Move-CWIP	UZ	2000000399	10/31/2012	(2.20)
88107000	CAP Move-CWIP	UZ	2000000400	10/31/2012	42.60
88107000	CAP Move-CWIP	UZ	2000000400	10/31/2012	35.11
88107000	CAP Move-CWIP	UZ	2000000400	10/31/2012	7.76
88107000	CAP Move-CWIP	UZ	2000000400	10/31/2012	108.88
88107000	CAP Move-CWIP	UZ	2000000402	10/31/2012	20.05
88107000	CAP Move-CWIP	UZ	2000000402	10/31/2012	0.24
88107000	CAP Move-CWIP	UZ	2000000402	10/31/2012	5.42
88107000	CAP Move-CWIP	UZ	2000000402	10/31/2012	3.14
88107000	CAP Move-CWIP	UZ	2000000402	10/31/2012	(0.30)
88107000	CAP Move-CWIP	UZ	2000000402	10/31/2012	24.08
88107000	CAP Move-CWIP	UZ	2000000402	10/31/2012	18.89
88107000	CAP Move-CWIP	UZ	2000000402	10/31/2012	267.06
88107000	CAP Move-CWIP	UZ	2000000402	10/31/2012	9.65
88107000	CAP Move-CWIP	UZ	2000000402	10/31/2012	(0.45)
88107000	CAP Move-CWIP	UZ	2000000402	10/31/2012	(0.81)
88107000	CAP Move-CWIP	UN	2000000405	10/31/2012	(1,008.46)
88107000	CAP Move-CWIP	UZ	2000000389	10/31/2012	(17.33)
88107000	CAP Move-CWIP	UZ	2000000389	10/31/2012	(4.91)
88107000	CAP Move-CWIP	UZ	2000000389	10/31/2012	(2.35)
88107000	CAP Move-CWIP	UZ	2000000389	10/31/2012	(63.67)
88107000	CAP Move-CWIP	UZ	2000000389	10/31/2012	(3.07)
88107000	CAP Move-CWIP	UN	2000000405	10/31/2012	91.33
88107000	CAP Move-CWIP	UZ	2000000370	10/31/2012	163.63
88107000	CAP Move-CWIP	UZ	2000000370	10/31/2012	125.53
88107000	CAP Move-CWIP	UZ	2000000389	10/31/2012	721.79
88107000	CAP Move-CWIP	UZ	2000000389	10/31/2012	3.59

## Kentucky American Water Company

Case No. 2012-00520

Response to PSC DR1, Item 31

Account	Description	Doc Type	Document Number	Posting Date	Amount
88107000	CAP Move-CWIP	UZ	2000000389	10/31/2012	49.36
88107000	CAP Move-CWIP	UZ	2000000389	10/31/2012	(27.07)
88107000	CAP Move-CWIP	UZ	2000000389	10/31/2012	114.69
88107000	CAP Move-CWIP	UZ	2000000391	10/31/2012	476.53
88107000	CAP Move-CWIP	UZ	2000000391	10/31/2012	1,841.13
88107000	CAP Move-CWIP	UZ	2000000392	10/31/2012	37.77
88107000	CAP Move-CWIP	UZ	2000000392	10/31/2012	10.84
88107000	CAP Move-CWIP	UZ	2000000399	10/31/2012	0.47
88107000	CAP Move-CWIP	UZ	2000000399	10/31/2012	534.12
88107000	CAP Move-CWIP	UZ	2000000399	10/31/2012	70.21
88107000	CAP Move-CWIP	UZ	2000000400	10/31/2012	85.19
88107000	CAP Move-CWIP	UZ	2000000400	10/31/2012	48.17
88107000	CAP Move-CWIP	UZ	2000000400	10/31/2012	19.29
88107000	CAP Move-CWIP	UZ	2000000400	10/31/2012	(1.62)
88107000	CAP Move-CWIP	UZ	2000000400	10/31/2012	(0.60)
88107000	CAP Move-CWIP	UZ	2000000400	10/31/2012	15.51
88107000	CAP Move-CWIP	UZ	2000000402	10/31/2012	40.09
88107000	CAP Move-CWIP	UZ	2000000402	10/31/2012	217.77
88107000	CAP Move-CWIP	UZ	2000000402	10/31/2012	6.27
88107000	CAP Move-CWIP	UZ	2000000402	10/31/2012	(0.90)
88107000	CAP Move-CWIP	UZ	2000000402	10/31/2012	(4.38)
88107000	CAP Move-CWIP	UZ	2000000370	10/31/2012	174.59
88107000	CAP Move-CWIP	UZ	2000000370	10/31/2012	227.59
88107000	CAP Move-CWIP	UZ	2000000389	10/31/2012	86.11
88107000	CAP Move-CWIP	UZ	2000000389	10/31/2012	5.62
88107000	CAP Move-CWIP	UZ	2000000389	10/31/2012	27.38
88107000	CAP Move-CWIP	UZ	2000000389	10/31/2012	2,289.06
88107000	CAP Move-CWIP	UZ	2000000389	10/31/2012	1,186.02
88107000	CAP Move-CWIP	UZ	2000000389	10/31/2012	194.17
88107000	CAP Move-CWIP	UZ	2000000399	10/31/2012	117.03
88107000	CAP Move-CWIP	UZ	2000000400	10/31/2012	890.21
88107000	CAP Move-CWIP	UZ	2000000400	10/31/2012	141.99
88107000	CAP Move-CWIP	UZ	2000000400	10/31/2012	0.78
88107000	CAP Move-CWIP	UZ	2000000400	10/31/2012	66.84
88107000	CAP Move-CWIP	UZ	2000000400	10/31/2012	(1.00)
88107000	CAP Move-CWIP	UZ	2000000400	10/31/2012	32.15
88107000	CAP Move-CWIP	UZ	2000000400	10/31/2012	(2.71)
88107000	CAP Move-CWIP	UZ	2000000400	10/31/2012	25.86
88107000	CAP Move-CWIP	UZ	2000000400	10/31/2012	(7.31)
88107000	CAP Move-CWIP	UZ	2000000400	10/31/2012	62.95
88107000	CAP Move-CWIP	UZ	2000000402	10/31/2012	18.07
88107000	CAP Move-CWIP	UZ	2000000402	10/31/2012	362.95
88107000	CAP Move-CWIP	UZ	2000000402	10/31/2012	80.28
88107000	CAP Move-CWIP	UZ	2000000402	10/31/2012	(1.50)
88107000	CAP Move-CWIP	UZ	2000000402	10/31/2012	10.46
88107000	CAP Move-CWIP	UZ	2000000370	10/31/2012	80.07
88107000	CAP Move-CWIP	UZ	2000000370	10/31/2012	104.37
88107000	CAP Move-CWIP	UZ	2000000370	10/31/2012	102.14
88107000	CAP Move-CWIP	UZ	2000000370	10/31/2012	133.15
88107000	CAP Move-CWIP	UZ	2000000370	10/31/2012	17.24
88107000	CAP Move-CWIP	UZ	2000000370	10/31/2012	22.47
88107000	CAP Move-CWIP	UZ	2000000370	10/31/2012	61.59
88107000	CAP Move-CWIP	UZ	2000000370	10/31/2012	80.29



## Kentucky American Water Company

Case No. 2012-00520

Response to PSC DR1, Item 31

Account	Description	Doc Type	Document Number	Posting Date	Amount
88107000	CAP Move-CWIP	UZ	2000000388	10/31/2012	42.28
88107000	CAP Move-CWIP	UZ	2000000389	10/31/2012	0.57
88107000	CAP Move-CWIP	UZ	2000000389	10/31/2012	18.13
88107000	CAP Move-CWIP	UZ	2000000389	10/31/2012	492.23
88107000	CAP Move-CWIP	UZ	2000000389	10/31/2012	(1.41)
88107000	CAP Move-CWIP	UZ	2000000389	10/31/2012	(30.30)
88107000	CAP Move-CWIP	UZ	2000000389	10/31/2012	(1.29)
88107000	CAP Move-CWIP	UZ	2000000389	10/31/2012	(0.72)
88107000	CAP Move-CWIP	UZ	2000000391	10/31/2012	(16.88)
88107000	CAP Move-CWIP	UZ	2000000391	10/31/2012	386.27
88107000	CAP Move-CWIP	UZ	2000000392	10/31/2012	42.60
88107000	CAP Move-CWIP	UZ	2000000392	10/31/2012	(0.81)
88107000	CAP Move-CWIP	UZ	2000000399	10/31/2012	20.05
88107000	CAP Move-CWIP	UZ	2000000399	10/31/2012	(2.20)
88107000	CAP Move-CWIP	UZ	2000000399	10/31/2012	7.76
88107000	CAP Move-CWIP	UZ	2000000399	10/31/2012	3.14
88107000	CAP Move-CWIP	UZ	2000000399	10/31/2012	35.11
88107000	CAP Move-CWIP	UZ	2000000400	10/31/2012	0.24
88107000	CAP Move-CWIP	UZ	2000000400	10/31/2012	18.89
88107000	CAP Move-CWIP	UZ	2000000401	10/31/2012	108.88
88107000	CAP Move-CWIP	UZ	2000000402	10/31/2012	24.08
88107000	CAP Move-CWIP	UZ	2000000402	10/31/2012	(0.45)
88107000	CAP Move-CWIP	UZ	2000000402	10/31/2012	(0.30)
88107000	CAP Move-CWIP	UZ	2000000402	10/31/2012	5.42
88107000	CAP Move-CWIP	UZ	2000000402	10/31/2012	9.65
88107000	CAP Move-CWIP	UZ	2000000402	10/31/2012	267.06
88107000	CAP Move-CWIP	UZ	2000000370	10/31/2012	5.12
88107000	CAP Move-CWIP	UZ	2000000370	10/31/2012	3.93
88107000	CAP Move-CWIP	UZ	2000000370	10/31/2012	34.55
88107000	CAP Move-CWIP	UZ	2000000370	10/31/2012	45.04
88107000	CAP Move-CWIP	UZ	2000000370	10/31/2012	2,007.22
88107000	CAP Move-CWIP	UZ	2000000370	10/31/2012	2,616.56
88107000	CAP Move-CWIP	UZ	2000000389	10/31/2012	(5.49)
88107000	CAP Move-CWIP	UZ	2000000389	10/31/2012	(1.33)
88107000	CAP Move-CWIP	UZ	2000000389	10/31/2012	(20.80)
88107000	CAP Move-CWIP	UZ	2000000389	10/31/2012	(1.12)
88107000	CAP Move-CWIP	UZ	2000000389	10/31/2012	8,047.32
88107000	CAP Move-CWIP	UZ	2000000391	10/31/2012	130.56
88107000	CAP Move-CWIP	UZ	2000000391	10/31/2012	159.44
88107000	CAP Move-CWIP	UZ	2000000370	10/31/2012	2,473.72
88107000	CAP Move-CWIP	UZ	2000000370	10/31/2012	3,224.68
88107000	CAP Move-CWIP	UZ	2000000389	10/31/2012	(0.20)
88107000	CAP Move-CWIP	UZ	2000000389	10/31/2012	7,138.60
88107000	CAP Move-CWIP	UZ	2000000389	10/31/2012	(13.32)
88107000	CAP Move-CWIP	UZ	2000000389	10/31/2012	99.02
88107000	CAP Move-CWIP	UZ	2000000389	10/31/2012	(1.80)
88107000	CAP Move-CWIP	UZ	2000000389	10/31/2012	112.96
88107000	CAP Move-CWIP	UZ	2000000389	10/31/2012	(0.34)
88107000	CAP Move-CWIP	UZ	2000000370	10/31/2012	18.88
88107000	CAP Move-CWIP	UZ	2000000370	10/31/2012	24.61
88107000	CAP Move-CWIP	UZ	2000000389	10/31/2012	(7.29)
88107000	CAP Move-CWIP	UZ	2000000370	10/31/2012	70.70
88107000	CAP Move-CWIP	UZ	2000000370	10/31/2012	92.16

## Kentucky American Water Company

Case No. 2012-00520

Response to PSC DR1, Item 31

Account	Description	Doc Type	Document Number	Posting Date	Amount
88107000	CAP Move-CWIP	UZ	2000000388	10/31/2012	507.94
88107000	CAP Move-CWIP	UZ	2000000389	10/31/2012	49.12
88107000	CAP Move-CWIP	UZ	2000000389	10/31/2012	(1.14)
88107000	CAP Move-CWIP	UZ	2000000389	10/31/2012	(36.43)
88107000	CAP Move-CWIP	UZ	2000000389	10/31/2012	(4.41)
88107000	CAP Move-CWIP	UZ	2000000389	10/31/2012	818.34
88107000	CAP Move-CWIP	UZ	2000000389	10/31/2012	(44.28)
88107000	CAP Move-CWIP	UZ	2000000389	10/31/2012	(3.16)
88107000	CAP Move-CWIP	UZ	2000000391	10/31/2012	168.56
88107000	CAP Move-CWIP	UZ	2000000391	10/31/2012	3.54
88107000	CAP Move-CWIP	UZ	2000000399	10/31/2012	194.48
88107000	CAP Move-CWIP	UZ	2000000400	10/31/2012	33.81
88107000	CAP Move-CWIP	UZ	2000000400	10/31/2012	(1.35)
88107000	CAP Move-CWIP	UZ	2000000400	10/31/2012	46.56
88107000	CAP Move-CWIP	UZ	2000000400	10/31/2012	(3.68)
88107000	CAP Move-CWIP	UZ	2000000400	10/31/2012	(0.50)
88107000	CAP Move-CWIP	UZ	2000000400	10/31/2012	14.34
88107000	CAP Move-CWIP	UZ	2000000400	10/31/2012	24.05
88107000	CAP Move-CWIP	UZ	2000000400	10/31/2012	1.24
88107000	CAP Move-CWIP	UZ	2000000402	10/31/2012	51.36
88107000	CAP Move-CWIP	UZ	2000000402	10/31/2012	450.12
88107000	CAP Move-CWIP	UZ	2000000402	10/31/2012	13.15
88107000	CAP Move-CWIP	UZ	2000000402	10/31/2012	(0.73)
88107000	CAP Move-CWIP	UZ	2000000402	10/31/2012	91.00
88107000	CAP Move-CWIP	UZ	2000000402	10/31/2012	88.25
88107000	CAP Move-CWIP	UZ	2000000402	10/31/2012	5.23
88107000	CAP Move-CWIP	UZ	2000000402	10/31/2012	(0.75)
88107000	CAP Move-CWIP	UZ	2000000370	10/31/2012	639.06
88107000	CAP Move-CWIP	UZ	2000000370	10/31/2012	490.24
88107000	CAP Move-CWIP	UZ	2000000370	10/31/2012	9.78
88107000	CAP Move-CWIP	UZ	2000000370	10/31/2012	12.75
88107000	CAP Move-CWIP	UZ	2000000370	10/31/2012	7.31
88107000	CAP Move-CWIP	UZ	2000000370	10/31/2012	9.52
88107000	CAP Move-CWIP	UZ	2000000370	10/31/2012	20.05
88107000	CAP Move-CWIP	UZ	2000000370	10/31/2012	15.38
88107000	CAP Move-CWIP	UZ	2000000370	10/31/2012	1,236.98
88107000	CAP Move-CWIP	UZ	2000000370	10/31/2012	1,612.50
88107000	CAP Move-CWIP	UZ	2000000370	10/31/2012	202.40
88107000	CAP Move-CWIP	UZ	2000000370	10/31/2012	263.84
88107000	CAP Move-CWIP	UZ	2000000388	10/31/2012	1.58
88107000	CAP Move-CWIP	UZ	2000000389	10/31/2012	0.94
88107000	CAP Move-CWIP	UZ	2000000389	10/31/2012	0.75
88107000	CAP Move-CWIP	UZ	2000000389	10/31/2012	10.16
88107000	CAP Move-CWIP	UZ	2000000391	10/31/2012	(0.16)
88107000	CAP Move-CWIP	UZ	2000000388	10/31/2012	(0.04)
88107000	CAP Move-CWIP	UZ	2000000389	10/31/2012	(4.40)
88107000	CAP Move-CWIP	UZ	2000000389	10/31/2012	4.39
88107000	CAP Move-CWIP	UZ	2000000391	10/31/2012	1.47
88107000	CAP Move-CWIP	UN	2000000405	10/31/2012	(1.42)
88107000	CAP Move-CWIP	UZ	2000000389	10/31/2012	54.41
88107000	CAP Move-CWIP	UZ	2000000389	10/31/2012	13.30
88107000	CAP Move-CWIP	UZ	2000000391	10/31/2012	182.77
88107000	CAP Move-CWIP	UN	2000000405	10/31/2012	(250.48)

## Kentucky American Water Company

Case No. 2012-00520

Response to PSC DR1, Item 31

Account	Description	Doc Type	Document Number	Posting Date	Amount
88107000	CAP Move-CWIP	UZ	2000000389	10/31/2012	0.16
88107000	CAP Move-CWIP	UN	2000000405	10/31/2012	(0.16)
88107000	CAP Move-CWIP	UZ	2000000389	10/31/2012	20.85
88107000	CAP Move-CWIP	UZ	2000000389	10/31/2012	289.92
88107000	CAP Move-CWIP	UZ	2000000389	10/31/2012	17.12
88107000	CAP Move-CWIP	UZ	2000000389	10/31/2012	26.46
88107000	CAP Move-CWIP	UZ	2000000389	10/31/2012	(6.13)
88107000	CAP Move-CWIP	UZ	2000000399	10/31/2012	(1.46)
88107000	CAP Move-CWIP	UZ	2000000399	10/31/2012	0.20
88107000	CAP Move-CWIP	UZ	2000000400	10/31/2012	(0.54)
88107000	CAP Move-CWIP	UZ	2000000400	10/31/2012	6.91
88107000	CAP Move-CWIP	UZ	2000000400	10/31/2012	12.69
88107000	CAP Move-CWIP	UZ	2000000400	10/31/2012	(0.20)
88107000	CAP Move-CWIP	UZ	2000000400	10/31/2012	5.45
88107000	CAP Move-CWIP	UZ	2000000400	10/31/2012	14.22
88107000	CAP Move-CWIP	UZ	2000000402	10/31/2012	25.25
88107000	CAP Move-CWIP	UZ	2000000402	10/31/2012	28.69
88107000	CAP Move-CWIP	UZ	2000000402	10/31/2012	3.79
88107000	CAP Move-CWIP	UZ	2000000402	10/31/2012	(0.32)
88107000	CAP Move-CWIP	UZ	2000000402	10/31/2012	178.75
88107000	CAP Move-CWIP	UZ	2000000402	10/31/2012	2.12
88107000	CAP Move-CWIP	UZ	2000000402	10/31/2012	17.89
88107000	CAP Move-CWIP	UZ	2000000402	10/31/2012	73.21
88107000	CAP Move-CWIP	UN	2000000405	10/31/2012	(714.87)
88107000	CAP Move-CWIP	UZ	2000000389	10/31/2012	(2.09)
88107000	CAP Move-CWIP	UZ	2000000389	10/31/2012	11.99
88107000	CAP Move-CWIP	UZ	2000000389	10/31/2012	94.21
88107000	CAP Move-CWIP	UZ	2000000389	10/31/2012	6.70
88107000	CAP Move-CWIP	UZ	2000000399	10/31/2012	(0.27)
88107000	CAP Move-CWIP	UZ	2000000399	10/31/2012	8.03
88107000	CAP Move-CWIP	UZ	2000000399	10/31/2012	0.08
88107000	CAP Move-CWIP	UZ	2000000400	10/31/2012	36.30
88107000	CAP Move-CWIP	UZ	2000000400	10/31/2012	(0.10)
88107000	CAP Move-CWIP	UZ	2000000400	10/31/2012	1.04
88107000	CAP Move-CWIP	UZ	2000000400	10/31/2012	6.70
88107000	CAP Move-CWIP	UZ	2000000400	10/31/2012	1.80
88107000	CAP Move-CWIP	UZ	2000000400	10/31/2012	(0.15)
88107000	CAP Move-CWIP	UZ	2000000400	10/31/2012	3.22
88107000	CAP Move-CWIP	UZ	2000000400	10/31/2012	(0.73)
88107000	CAP Move-CWIP	UZ	2000000400	10/31/2012	2.59
88107000	CAP Move-CWIP	UZ	2000000400	10/31/2012	11.70
88107000	CAP Move-CWIP	UZ	2000000402	10/31/2012	14.20
88107000	CAP Move-CWIP	UZ	2000000402	10/31/2012	89.03
88107000	CAP Move-CWIP	UZ	2000000402	10/31/2012	6.30
88107000	CAP Move-CWIP	UN	2000000405	10/31/2012	(290.55)
88107000	CAP Move-CWIP	UZ	2000000370	10/31/2012	8.66
88107000	CAP Move-CWIP	UZ	2000000370	10/31/2012	11.29
88107000	CAP Move-CWIP	UZ	2000000389	10/31/2012	(3.54)
88107000	CAP Move-CWIP	UZ	2000000389	10/31/2012	(67.30)
88107000	CAP Move-CWIP	UZ	2000000389	10/31/2012	(18.16)
88107000	CAP Move-CWIP	UZ	2000000391	10/31/2012	(250.55)
88107000	CAP Move-CWIP	UZ	2000000391	10/31/2012	(6.26)
88107000	CAP Move-CWIP	UZ	2000000370	10/31/2012	9.27

Kentucky American Water Company

Case No. 2012-00520

Response to PSC DR1, Item 31

Account	Description	Doc Type	Document Number	Posting Date	Amount
88107000	CAP Move-CWIP	UZ	2000000370	10/31/2012	12.09
88107000	CAP Move-CWIP	UZ	2000000389	10/31/2012	(1.93)
88107000	CAP Move-CWIP	UZ	2000000389	10/31/2012	32.68
88107000	CAP Move-CWIP	UZ	2000000389	10/31/2012	67.90
88107000	CAP Move-CWIP	UZ	2000000389	10/31/2012	4.71
88107000	CAP Move-CWIP	UZ	2000000389	10/31/2012	(4.12)
88107000	CAP Move-CWIP	UZ	2000000399	10/31/2012	(0.73)
88107000	CAP Move-CWIP	UZ	2000000400	10/31/2012	8.03
88107000	CAP Move-CWIP	UZ	2000000400	10/31/2012	2.59
88107000	CAP Move-CWIP	UZ	2000000400	10/31/2012	36.30
88107000	CAP Move-CWIP	UZ	2000000400	10/31/2012	6.30
88107000	CAP Move-CWIP	UZ	2000000400	10/31/2012	(0.15)
88107000	CAP Move-CWIP	UZ	2000000400	10/31/2012	89.03
88107000	CAP Move-CWIP	UZ	2000000400	10/31/2012	0.08
88107000	CAP Move-CWIP	UZ	2000000400	10/31/2012	14.20
88107000	CAP Move-CWIP	UZ	2000000400	10/31/2012	3.22
88107000	CAP Move-CWIP	UZ	2000000400	10/31/2012	1.04
88107000	CAP Move-CWIP	UZ	2000000402	10/31/2012	6.70
88107000	CAP Move-CWIP	UZ	2000000402	10/31/2012	11.70
88107000	CAP Move-CWIP	UZ	2000000402	10/31/2012	1.80
88107000	CAP Move-CWIP	UZ	2000000402	10/31/2012	(0.10)
88107000	CAP Move-CWIP	UZ	2000000402	10/31/2012	(0.27)
88107000	CAP Move-CWIP	UZ	2000000370	10/31/2012	9.67
88107000	CAP Move-CWIP	UZ	2000000370	10/31/2012	12.60
88107000	CAP Move-CWIP	UZ	2000000370	10/31/2012	0.27
88107000	CAP Move-CWIP	UZ	2000000370	10/31/2012	0.35
88107000	CAP Move-CWIP	UZ	2000000391	10/31/2012	4,192.41
88107000	CAP Move-CWIP	UZ	2000000370	10/31/2012	23.39
88107000	CAP Move-CWIP	UZ	2000000370	10/31/2012	30.49
88107000	CAP Move-CWIP	UZ	2000000370	10/31/2012	389.49
88107000	CAP Move-CWIP	UZ	2000000370	10/31/2012	507.73
88107000	CAP Move-CWIP	UZ	2000000389	10/31/2012	(12.72)
88107000	CAP Move-CWIP	UZ	2000000389	10/31/2012	2.88
88107000	CAP Move-CWIP	UZ	2000000389	10/31/2012	1.90
88107000	CAP Move-CWIP	UZ	2000000389	10/31/2012	(26.91)
88107000	CAP Move-CWIP	UZ	2000000391	10/31/2012	4,582.56
88107000	CAP Move-CWIP	UZ	2000000391	10/31/2012	(0.80)
88107000	CAP Move-CWIP	UZ	2000000391	10/31/2012	0.56
88107000	CAP Move-CWIP	UZ	2000000370	10/31/2012	2.69
88107000	CAP Move-CWIP	UZ	2000000370	10/31/2012	3.51
88107000	CAP Move-CWIP	UZ	2000000370	10/31/2012	1.73
88107000	CAP Move-CWIP	UZ	2000000370	10/31/2012	1.33
88107000	CAP Move-CWIP	UZ	2000000370	10/31/2012	0.01
88107000	CAP Move-CWIP	UZ	2000000370	10/31/2012	0.01
88107000	CAP Move-CWIP	UZ	2000000388	10/31/2012	755.04
88107000	CAP Move-CWIP	UZ	2000000389	10/31/2012	5.86
88107000	CAP Move-CWIP	UZ	2000000389	10/31/2012	0.69
88107000	CAP Move-CWIP	UZ	2000000389	10/31/2012	4.25
88107000	CAP Move-CWIP	UZ	2000000391	10/31/2012	48.64
88107000	CAP Move-CWIP	UN	2000000405	10/31/2012	(59.44)
88107000	CAP Move-CWIP	UZ	2000000370	10/31/2012	2.03
88107000	CAP Move-CWIP	UZ	2000000370	10/31/2012	2.65
88107000	CAP Move-CWIP	UZ	2000000370	10/31/2012	10.21

## Kentucky American Water Company

Case No. 2012-00520

Response to PSC DR1, Item 31

Account	Description	Doc Type	Document Number	Posting Date	Amount
88107000	CAP Move-CWIP	UZ	2000000370	10/31/2012	7.83
88107000	CAP Move-CWIP	UZ	2000000389	10/31/2012	1.09
88107000	CAP Move-CWIP	UZ	2000000389	10/31/2012	(53.53)
88107000	CAP Move-CWIP	UZ	2000000389	10/31/2012	(5.05)
88107000	CAP Move-CWIP	UZ	2000000389	10/31/2012	(3.41)
88107000	CAP Move-CWIP	UZ	2000000389	10/31/2012	3.16
88107000	CAP Move-CWIP	UZ	2000000391	10/31/2012	66.65
88107000	CAP Move-CWIP	UZ	2000000399	10/31/2012	1.85
88107000	CAP Move-CWIP	UZ	2000000399	10/31/2012	0.28
88107000	CAP Move-CWIP	UZ	2000000399	10/31/2012	0.29
88107000	CAP Move-CWIP	UZ	2000000400	10/31/2012	0.62
88107000	CAP Move-CWIP	UZ	2000000400	10/31/2012	0.10
88107000	CAP Move-CWIP	UZ	2000000400	10/31/2012	0.48
88107000	CAP Move-CWIP	UZ	2000000402	10/31/2012	0.03
88107000	CAP Move-CWIP	UZ	2000000402	10/31/2012	(0.02)
88107000	CAP Move-CWIP	UZ	2000000402	10/31/2012	0.71
88107000	CAP Move-CWIP	UZ	2000000402	10/31/2012	0.05
88107000	CAP Move-CWIP	UZ	2000000402	10/31/2012	0.17
88107000	CAP Move-CWIP	UZ	2000000402	10/31/2012	0.86
88107000	CAP Move-CWIP	UZ	2000000402	10/31/2012	1.83
88107000	CAP Move-CWIP	UN	2000000405	10/31/2012	(16.16)
88107000	CAP Move-CWIP	UZ	2000000370	10/31/2012	1.76
88107000	CAP Move-CWIP	UZ	2000000370	10/31/2012	1.35
88107000	CAP Move-CWIP	UZ	2000000391	10/31/2012	7.51
88107000	CAP Move-CWIP	UN	2000000405	10/31/2012	(7.51)
88107000	CAP Move-CWIP	UZ	2000000389	10/31/2012	(4.69)
88107000	CAP Move-CWIP	UZ	2000000389	10/31/2012	(251.55)
88107000	CAP Move-CWIP	UN	2000000405	10/31/2012	256.24
88107000	CAP Move-CWIP	UZ	2000000370	10/31/2012	16.03
88107000	CAP Move-CWIP	UZ	2000000370	10/31/2012	12.30
88107000	CAP Move-CWIP	UZ	2000000389	10/31/2012	8.15
88107000	CAP Move-CWIP	UZ	2000000391	10/31/2012	53.98
88107000	CAP Move-CWIP	UZ	2000000391	10/31/2012	23.56
88107000	CAP Move-CWIP	UZ	2000000391	10/31/2012	325.99
88107000	CAP Move-CWIP	UZ	2000000399	10/31/2012	42.60
88107000	CAP Move-CWIP	UZ	2000000399	10/31/2012	3.14
88107000	CAP Move-CWIP	UZ	2000000399	10/31/2012	20.05
88107000	CAP Move-CWIP	UZ	2000000399	10/31/2012	(0.81)
88107000	CAP Move-CWIP	UZ	2000000400	10/31/2012	18.89
88107000	CAP Move-CWIP	UZ	2000000400	10/31/2012	267.06
88107000	CAP Move-CWIP	UZ	2000000400	10/31/2012	(0.45)
88107000	CAP Move-CWIP	UZ	2000000400	10/31/2012	24.08
88107000	CAP Move-CWIP	UZ	2000000402	10/31/2012	35.11
88107000	CAP Move-CWIP	UZ	2000000402	10/31/2012	(2.20)
88107000	CAP Move-CWIP	UZ	2000000402	10/31/2012	(0.30)
88107000	CAP Move-CWIP	UZ	2000000402	10/31/2012	9.65
88107000	CAP Move-CWIP	UZ	2000000402	10/31/2012	5.42
88107000	CAP Move-CWIP	UZ	2000000402	10/31/2012	0.24
88107000	CAP Move-CWIP	UZ	2000000402	10/31/2012	7.76
88107000	CAP Move-CWIP	UZ	2000000402	10/31/2012	108.88
88107000	CAP Move-CWIP	UZ	2000000388	10/31/2012	(0.17)
88107000	CAP Move-CWIP	UZ	2000000389	10/31/2012	(5.52)
88107000	CAP Move-CWIP	UZ	2000000389	10/31/2012	(74.68)

## Kentucky American Water Company

Case No. 2012-00520

Response to PSC DR1, Item 31

Account	Description	Doc Type	Document Number	Posting Date	Amount
88107000	CAP Move-CWIP	UZ	2000000389	10/31/2012	(5.91)
88107000	CAP Move-CWIP	UZ	2000000391	10/31/2012	(0.03)
88107000	CAP Move-CWIP	UN	2000000405	10/31/2012	86.31
88107000	CAP Move-CWIP	UZ	2000000388	10/31/2012	3.75
88107000	CAP Move-CWIP	UZ	2000000389	10/31/2012	5.93
88107000	CAP Move-CWIP	UZ	2000000389	10/31/2012	(2.15)
88107000	CAP Move-CWIP	UZ	2000000391	10/31/2012	139.84
88107000	CAP Move-CWIP	UZ	2000000391	10/31/2012	0.94
88107000	CAP Move-CWIP	UZ	2000000399	10/31/2012	11.70
88107000	CAP Move-CWIP	UZ	2000000399	10/31/2012	2.59
88107000	CAP Move-CWIP	UZ	2000000399	10/31/2012	(0.73)
88107000	CAP Move-CWIP	UZ	2000000399	10/31/2012	1.80
88107000	CAP Move-CWIP	UZ	2000000399	10/31/2012	8.03
88107000	CAP Move-CWIP	UZ	2000000400	10/31/2012	(0.27)
88107000	CAP Move-CWIP	UZ	2000000400	10/31/2012	14.20
88107000	CAP Move-CWIP	UZ	2000000400	10/31/2012	(0.10)
88107000	CAP Move-CWIP	UZ	2000000400	10/31/2012	36.30
88107000	CAP Move-CWIP	UZ	2000000400	10/31/2012	3.22
88107000	CAP Move-CWIP	UZ	2000000402	10/31/2012	89.03
88107000	CAP Move-CWIP	UZ	2000000402	10/31/2012	1.04
88107000	CAP Move-CWIP	UZ	2000000402	10/31/2012	6.30
88107000	CAP Move-CWIP	UZ	2000000402	10/31/2012	(0.15)
88107000	CAP Move-CWIP	UZ	2000000402	10/31/2012	0.08
88107000	CAP Move-CWIP	UZ	2000000402	10/31/2012	6.70
88107000	CAP Move-CWIP	UN	2000000405	10/31/2012	(328.05)
88107000	CAP Move-CWIP	UZ	2000000388	10/31/2012	104.87
88107000	CAP Move-CWIP	UZ	2000000389	10/31/2012	(2.15)
88107000	CAP Move-CWIP	UZ	2000000389	10/31/2012	8.71
88107000	CAP Move-CWIP	UZ	2000000389	10/31/2012	1.42
88107000	CAP Move-CWIP	UZ	2000000391	10/31/2012	5.51
88107000	CAP Move-CWIP	UZ	2000000392	10/31/2012	14.20
88107000	CAP Move-CWIP	UZ	2000000392	10/31/2012	11.70
88107000	CAP Move-CWIP	UZ	2000000399	10/31/2012	8.03
88107000	CAP Move-CWIP	UZ	2000000399	10/31/2012	3.22
88107000	CAP Move-CWIP	UZ	2000000399	10/31/2012	89.03
88107000	CAP Move-CWIP	UZ	2000000400	10/31/2012	6.70
88107000	CAP Move-CWIP	UZ	2000000400	10/31/2012	1.04
88107000	CAP Move-CWIP	UZ	2000000400	10/31/2012	(0.10)
88107000	CAP Move-CWIP	UZ	2000000400	10/31/2012	2.59
88107000	CAP Move-CWIP	UZ	2000000400	10/31/2012	1.80
88107000	CAP Move-CWIP	UZ	2000000400	10/31/2012	(0.27)
88107000	CAP Move-CWIP	UZ	2000000400	10/31/2012	6.30
88107000	CAP Move-CWIP	UZ	2000000402	10/31/2012	36.30
88107000	CAP Move-CWIP	UZ	2000000402	10/31/2012	(0.73)
88107000	CAP Move-CWIP	UZ	2000000402	10/31/2012	(0.15)
88107000	CAP Move-CWIP	UZ	2000000402	10/31/2012	0.08
88107000	CAP Move-CWIP	UN	2000000405	10/31/2012	(298.10)
88107000	CAP Move-CWIP	UZ	2000000389	10/31/2012	104.87
88107000	CAP Move-CWIP	UZ	2000000389	10/31/2012	1.42
88107000	CAP Move-CWIP	UZ	2000000389	10/31/2012	(2.15)
88107000	CAP Move-CWIP	UZ	2000000391	10/31/2012	5.51
88107000	CAP Move-CWIP	UZ	2000000391	10/31/2012	8.71
88107000	CAP Move-CWIP	UZ	2000000399	10/31/2012	1.04

## Kentucky American Water Company

Case No. 2012-00520

Response to PSC DR1, Item 31

Account	Description	Doc Type	Document Number	Posting Date	Amount
88107000	CAP Move-CWIP	UZ	2000000399	10/31/2012	(0.73)
88107000	CAP Move-CWIP	UZ	2000000399	10/31/2012	8.03
88107000	CAP Move-CWIP	UZ	2000000399	10/31/2012	6.30
88107000	CAP Move-CWIP	UZ	2000000399	10/31/2012	0.08
88107000	CAP Move-CWIP	UZ	2000000400	10/31/2012	2.59
88107000	CAP Move-CWIP	UZ	2000000400	10/31/2012	(0.27)
88107000	CAP Move-CWIP	UZ	2000000400	10/31/2012	(0.10)
88107000	CAP Move-CWIP	UZ	2000000400	10/31/2012	11.70
88107000	CAP Move-CWIP	UZ	2000000400	10/31/2012	1.80
88107000	CAP Move-CWIP	UZ	2000000400	10/31/2012	36.30
88107000	CAP Move-CWIP	UZ	2000000402	10/31/2012	6.70
88107000	CAP Move-CWIP	UZ	2000000402	10/31/2012	89.03
88107000	CAP Move-CWIP	UZ	2000000402	10/31/2012	14.20
88107000	CAP Move-CWIP	UZ	2000000402	10/31/2012	(0.15)
88107000	CAP Move-CWIP	UZ	2000000402	10/31/2012	3.22
88107000	CAP Move-CWIP	UN	2000000405	10/31/2012	(298.10)
88107000	CAP Move-CWIP	UZ	2000000388	10/31/2012	18.52
88107000	CAP Move-CWIP	UZ	2000000389	10/31/2012	55.04
88107000	CAP Move-CWIP	UZ	2000000389	10/31/2012	2.57
88107000	CAP Move-CWIP	UZ	2000000389	10/31/2012	247.99
88107000	CAP Move-CWIP	UZ	2000000389	10/31/2012	7.61
88107000	CAP Move-CWIP	UZ	2000000391	10/31/2012	3.35
88107000	CAP Move-CWIP	UZ	2000000399	10/31/2012	(0.20)
88107000	CAP Move-CWIP	UZ	2000000399	10/31/2012	0.15
88107000	CAP Move-CWIP	UZ	2000000399	10/31/2012	(1.46)
88107000	CAP Move-CWIP	UZ	2000000400	10/31/2012	3.62
88107000	CAP Move-CWIP	UZ	2000000400	10/31/2012	12.59
88107000	CAP Move-CWIP	UZ	2000000400	10/31/2012	5.17
88107000	CAP Move-CWIP	UZ	2000000400	10/31/2012	6.43
88107000	CAP Move-CWIP	UZ	2000000400	10/31/2012	2.09
88107000	CAP Move-CWIP	UZ	2000000400	10/31/2012	28.40
88107000	CAP Move-CWIP	UZ	2000000400	10/31/2012	178.04
88107000	CAP Move-CWIP	UZ	2000000401	10/31/2012	72.59
88107000	CAP Move-CWIP	UZ	2000000402	10/31/2012	(0.30)
88107000	CAP Move-CWIP	UZ	2000000402	10/31/2012	23.40
88107000	CAP Move-CWIP	UZ	2000000402	10/31/2012	16.06
88107000	CAP Move-CWIP	UZ	2000000402	10/31/2012	13.36
88107000	CAP Move-CWIP	UZ	2000000402	10/31/2012	(0.54)
88107000	CAP Move-CWIP	UN	2000000405	10/31/2012	(694.48)
88107000	CAP Move-CWIP	UZ	2000000389	10/31/2012	5.68
88107000	CAP Move-CWIP	UN	2000000405	10/31/2012	(5.68)
88107000	CAP Move-CWIP	UZ	2000000389	10/31/2012	(0.18)
88107000	CAP Move-CWIP	UZ	2000000389	10/31/2012	(0.11)
88107000	CAP Move-CWIP	UZ	2000000389	10/31/2012	(0.16)
88107000	CAP Move-CWIP	UZ	2000000389	10/31/2012	9.11
88107000	CAP Move-CWIP	UZ	2000000389	10/31/2012	75.97
88107000	CAP Move-CWIP	UZ	2000000389	10/31/2012	1.39
88107000	CAP Move-CWIP	UZ	2000000389	10/31/2012	63.56
88107000	CAP Move-CWIP	UZ	2000000391	10/31/2012	(10.43)
88107000	CAP Move-CWIP	UN	2000000405	10/31/2012	(139.15)
88107000	CAP Move-CWIP	UZ	2000000389	10/31/2012	0.76
88107000	CAP Move-CWIP	UZ	2000000389	10/31/2012	(4.83)
88107000	CAP Move-CWIP	UZ	2000000389	10/31/2012	0.56

## Kentucky American Water Company

Case No. 2012-00520

Response to PSC DR1, Item 31

Account	Description	Doc Type	Document Number	Posting Date	Amount
88107000	CAP Move-CWIP	UZ	2000000391	10/31/2012	(1.18)
88107000	CAP Move-CWIP	UZ	2000000391	10/31/2012	(0.09)
88107000	CAP Move-CWIP	UN	2000000405	10/31/2012	4.78
88107000	CAP Move-CWIP	UZ	2000000389	10/31/2012	0.58
88107000	CAP Move-CWIP	UZ	2000000389	10/31/2012	(33.24)
88107000	CAP Move-CWIP	UZ	2000000389	10/31/2012	(0.13)
88107000	CAP Move-CWIP	UZ	2000000389	10/31/2012	0.42
88107000	CAP Move-CWIP	UZ	2000000389	10/31/2012	(2.45)
88107000	CAP Move-CWIP	UZ	2000000391	10/31/2012	(7.24)
88107000	CAP Move-CWIP	UN	2000000405	10/31/2012	42.06
88107000	CAP Move-CWIP	UZ	2000000389	10/31/2012	(1.67)
88107000	CAP Move-CWIP	UZ	2000000389	10/31/2012	(1.25)
88107000	CAP Move-CWIP	UZ	2000000389	10/31/2012	(0.47)
88107000	CAP Move-CWIP	UZ	2000000391	10/31/2012	(2.38)
88107000	CAP Move-CWIP	UZ	2000000391	10/31/2012	(28.96)
88107000	CAP Move-CWIP	UN	2000000405	10/31/2012	34.73
88107000	CAP Move-CWIP	UZ	2000000391	10/31/2012	(5.78)
88107000	CAP Move-CWIP	UN	2000000405	10/31/2012	5.78
88107000	CAP Move-CWIP	UZ	2000000389	10/31/2012	37.90
88107000	CAP Move-CWIP	UZ	2000000389	10/31/2012	(5.78)
88107000	CAP Move-CWIP	UN	2000000405	10/31/2012	(32.12)
88107000	CAP Move-CWIP	UZ	2000000389	10/31/2012	(5.78)
88107000	CAP Move-CWIP	UN	2000000405	10/31/2012	5.78
88107000	CAP Move-CWIP	UZ	2000000389	10/31/2012	(0.47)
88107000	CAP Move-CWIP	UN	2000000405	10/31/2012	0.47
88107000	CAP Move-CWIP	UZ	2000000389	10/31/2012	(0.47)
88107000	CAP Move-CWIP	UN	2000000405	10/31/2012	0.47
88107000	CAP Move-CWIP	UZ	2000000389	10/31/2012	(0.93)
88107000	CAP Move-CWIP	UN	2000000405	10/31/2012	0.93
88107000	CAP Move-CWIP	UZ	2000000389	10/31/2012	(23.53)
88107000	CAP Move-CWIP	UZ	2000000389	10/31/2012	10.62
88107000	CAP Move-CWIP	UZ	2000000389	10/31/2012	0.73
88107000	CAP Move-CWIP	UZ	2000000389	10/31/2012	(0.34)
88107000	CAP Move-CWIP	UZ	2000000389	10/31/2012	6.40
88107000	CAP Move-CWIP	UZ	2000000391	10/31/2012	(3.57)
88107000	CAP Move-CWIP	UZ	2000000391	10/31/2012	1.09
88107000	CAP Move-CWIP	UN	2000000405	10/31/2012	8.60
88107000	CAP Move-CWIP	UZ	2000000389	10/31/2012	(3.57)
88107000	CAP Move-CWIP	UZ	2000000389	10/31/2012	(0.11)
88107000	CAP Move-CWIP	UZ	2000000389	10/31/2012	0.06
88107000	CAP Move-CWIP	UZ	2000000391	10/31/2012	9.40
88107000	CAP Move-CWIP	UZ	2000000391	10/31/2012	1.14
88107000	CAP Move-CWIP	UZ	2000000391	10/31/2012	(0.26)
88107000	CAP Move-CWIP	UZ	2000000391	10/31/2012	1.63
88107000	CAP Move-CWIP	UZ	2000000391	10/31/2012	(23.27)
88107000	CAP Move-CWIP	UZ	2000000391	10/31/2012	(0.14)
88107000	CAP Move-CWIP	UN	2000000405	10/31/2012	15.12
88107000	CAP Move-CWIP	UZ	2000000388	10/31/2012	0.06
88107000	CAP Move-CWIP	UZ	2000000389	10/31/2012	1.63
88107000	CAP Move-CWIP	UZ	2000000389	10/31/2012	(0.11)
88107000	CAP Move-CWIP	UZ	2000000389	10/31/2012	9.41
88107000	CAP Move-CWIP	UZ	2000000389	10/31/2012	(0.14)
88107000	CAP Move-CWIP	UZ	2000000389	10/31/2012	(3.57)



## Kentucky American Water Company

Case No. 2012-00520

Response to PSC DR1, Item 31

Account	Description	Doc Type	Document Number	Posting Date	Amount
88107000	CAP Move-CWIP	UZ	2000000389	10/31/2012	(0.26)
88107000	CAP Move-CWIP	UZ	2000000391	10/31/2012	1.14
88107000	CAP Move-CWIP	UZ	2000000391	10/31/2012	(16.85)
88107000	CAP Move-CWIP	UN	2000000405	10/31/2012	8.69
88107000	CAP Move-CWIP	UZ	2000000388	10/31/2012	(0.33)
88107000	CAP Move-CWIP	UZ	2000000389	10/31/2012	(1.26)
88107000	CAP Move-CWIP	UZ	2000000389	10/31/2012	0.48
88107000	CAP Move-CWIP	UZ	2000000389	10/31/2012	0.06
88107000	CAP Move-CWIP	UZ	2000000389	10/31/2012	(1.47)
88107000	CAP Move-CWIP	UZ	2000000389	10/31/2012	4.07
88107000	CAP Move-CWIP	UZ	2000000391	10/31/2012	(0.56)
88107000	CAP Move-CWIP	UZ	2000000391	10/31/2012	0.37
88107000	CAP Move-CWIP	UZ	2000000391	10/31/2012	(18.42)
88107000	CAP Move-CWIP	UN	2000000405	10/31/2012	17.06
88107000	CAP Move-CWIP	UZ	2000000370	10/31/2012	7.57
88107000	CAP Move-CWIP	UZ	2000000370	10/31/2012	9.86
88107000	CAP Move-CWIP	UZ	2000000389	10/31/2012	11.81
88107000	CAP Move-CWIP	UZ	2000000389	10/31/2012	(3.57)
88107000	CAP Move-CWIP	UZ	2000000389	10/31/2012	(1.94)
88107000	CAP Move-CWIP	UZ	2000000389	10/31/2012	2.19
88107000	CAP Move-CWIP	UZ	2000000391	10/31/2012	38.80
88107000	CAP Move-CWIP	UZ	2000000391	10/31/2012	5.66
88107000	CAP Move-CWIP	UZ	2000000389	10/31/2012	221.25
88107000	CAP Move-CWIP	UZ	2000000389	10/31/2012	1.57
88107000	CAP Move-CWIP	UZ	2000000389	10/31/2012	358.77
88107000	CAP Move-CWIP	UZ	2000000389	10/31/2012	(10.62)
88107000	CAP Move-CWIP	UZ	2000000389	10/31/2012	(18.41)
88107000	CAP Move-CWIP	UZ	2000000391	10/31/2012	(5.01)
88107000	CAP Move-CWIP	UZ	2000000399	10/31/2012	(0.30)
88107000	CAP Move-CWIP	UZ	2000000399	10/31/2012	(0.81)
88107000	CAP Move-CWIP	UZ	2000000399	10/31/2012	(2.20)
88107000	CAP Move-CWIP	UZ	2000000399	10/31/2012	267.06
88107000	CAP Move-CWIP	UZ	2000000399	10/31/2012	3.14
88107000	CAP Move-CWIP	UZ	2000000399	10/31/2012	35.11
88107000	CAP Move-CWIP	UZ	2000000400	10/31/2012	5.42
88107000	CAP Move-CWIP	UZ	2000000400	10/31/2012	20.05
88107000	CAP Move-CWIP	UZ	2000000402	10/31/2012	(0.45)
88107000	CAP Move-CWIP	UZ	2000000402	10/31/2012	108.88
88107000	CAP Move-CWIP	UZ	2000000402	10/31/2012	24.08
88107000	CAP Move-CWIP	UZ	2000000402	10/31/2012	42.60
88107000	CAP Move-CWIP	UZ	2000000402	10/31/2012	9.65
88107000	CAP Move-CWIP	UZ	2000000402	10/31/2012	18.89
88107000	CAP Move-CWIP	UZ	2000000402	10/31/2012	7.76
88107000	CAP Move-CWIP	UZ	2000000402	10/31/2012	0.24
88107000	CAP Move-CWIP	UN	2000000405	10/31/2012	(1,086.67)
88107000	CAP Move-CWIP	UZ	2000000389	10/31/2012	(13.84)
88107000	CAP Move-CWIP	UZ	2000000389	10/31/2012	(15.35)
88107000	CAP Move-CWIP	UZ	2000000389	10/31/2012	(33.19)
88107000	CAP Move-CWIP	UZ	2000000389	10/31/2012	(13.09)
88107000	CAP Move-CWIP	UZ	2000000389	10/31/2012	3.69
88107000	CAP Move-CWIP	UZ	2000000389	10/31/2012	(3.53)
88107000	CAP Move-CWIP	UZ	2000000389	10/31/2012	26.67
88107000	CAP Move-CWIP	UZ	2000000389	10/31/2012	(253.26)

## Kentucky American Water Company

Case No. 2012-00520

Response to PSC DR1, Item 31

Account	Description	Doc Type	Document Number	Posting Date	Amount
88107000	CAP Move-CWIP	UZ	2000000391	10/31/2012	65.98
88107000	CAP Move-CWIP	UN	2000000405	10/31/2012	235.92
88107000	CAP Move-CWIP	UZ	2000000388	10/31/2012	(42.18)
88107000	CAP Move-CWIP	UZ	2000000389	10/31/2012	11.38
88107000	CAP Move-CWIP	UZ	2000000389	10/31/2012	9.34
88107000	CAP Move-CWIP	UZ	2000000389	10/31/2012	(0.46)
88107000	CAP Move-CWIP	UZ	2000000389	10/31/2012	10.86
88107000	CAP Move-CWIP	UZ	2000000391	10/31/2012	80.14
88107000	CAP Move-CWIP	UZ	2000000391	10/31/2012	(10.15)
88107000	CAP Move-CWIP	UZ	2000000391	10/31/2012	(4.60)
88107000	CAP Move-CWIP	UZ	2000000392	10/31/2012	8.03
88107000	CAP Move-CWIP	UZ	2000000399	10/31/2012	6.70
88107000	CAP Move-CWIP	UZ	2000000399	10/31/2012	1.80
88107000	CAP Move-CWIP	UZ	2000000399	10/31/2012	0.08
88107000	CAP Move-CWIP	UZ	2000000400	10/31/2012	89.03
88107000	CAP Move-CWIP	UZ	2000000400	10/31/2012	14.20
88107000	CAP Move-CWIP	UZ	2000000400	10/31/2012	(0.27)
88107000	CAP Move-CWIP	UZ	2000000400	10/31/2012	36.30
88107000	CAP Move-CWIP	UZ	2000000402	10/31/2012	1.04
88107000	CAP Move-CWIP	UZ	2000000402	10/31/2012	3.22
88107000	CAP Move-CWIP	UZ	2000000402	10/31/2012	(0.15)
88107000	CAP Move-CWIP	UZ	2000000402	10/31/2012	11.70
88107000	CAP Move-CWIP	UZ	2000000402	10/31/2012	(0.10)
88107000	CAP Move-CWIP	UZ	2000000402	10/31/2012	(0.73)
88107000	CAP Move-CWIP	UZ	2000000402	10/31/2012	2.59
88107000	CAP Move-CWIP	UZ	2000000402	10/31/2012	6.30
88107000	CAP Move-CWIP	UN	2000000405	10/31/2012	(234.07)
88107000	CAP Move-CWIP	UZ	2000000388	10/31/2012	17.04
88107000	CAP Move-CWIP	UN	2000000405	10/31/2012	(17.04)
88107000	CAP Move-CWIP	UZ	2000000389	10/31/2012	332.45
88107000	CAP Move-CWIP	UZ	2000000389	10/31/2012	2.66
88107000	CAP Move-CWIP	UZ	2000000389	10/31/2012	24.21
88107000	CAP Move-CWIP	UZ	2000000389	10/31/2012	51.90
88107000	CAP Move-CWIP	UZ	2000000389	10/31/2012	(5.63)
88107000	CAP Move-CWIP	UZ	2000000391	10/31/2012	17.04
88107000	CAP Move-CWIP	UZ	2000000391	10/31/2012	36.74
88107000	CAP Move-CWIP	UZ	2000000399	10/31/2012	267.06
88107000	CAP Move-CWIP	UZ	2000000400	10/31/2012	0.24
88107000	CAP Move-CWIP	UZ	2000000400	10/31/2012	(0.30)
88107000	CAP Move-CWIP	UZ	2000000400	10/31/2012	(0.81)
88107000	CAP Move-CWIP	UZ	2000000400	10/31/2012	7.76
88107000	CAP Move-CWIP	UZ	2000000400	10/31/2012	(0.45)
88107000	CAP Move-CWIP	UZ	2000000400	10/31/2012	9.65
88107000	CAP Move-CWIP	UZ	2000000400	10/31/2012	108.88
88107000	CAP Move-CWIP	UZ	2000000400	10/31/2012	24.08
88107000	CAP Move-CWIP	UZ	2000000402	10/31/2012	42.60
88107000	CAP Move-CWIP	UZ	2000000402	10/31/2012	3.14
88107000	CAP Move-CWIP	UZ	2000000402	10/31/2012	18.89
88107000	CAP Move-CWIP	UZ	2000000402	10/31/2012	20.05
88107000	CAP Move-CWIP	UZ	2000000402	10/31/2012	35.11
88107000	CAP Move-CWIP	UZ	2000000402	10/31/2012	5.42
88107000	CAP Move-CWIP	UZ	2000000402	10/31/2012	(2.20)
88107000	CAP Move-CWIP	UN	2000000405	10/31/2012	(998.49)

## Kentucky American Water Company

Case No. 2012-00520

Response to PSC DR1, Item 31

Account	Description	Doc Type	Document Number	Posting Date	Amount
88107000	CAP Move-CWIP	UZ	2000000389	10/31/2012	17.04
88107000	CAP Move-CWIP	UN	2000000405	10/31/2012	(17.04)
88107000	CAP Move-CWIP	UZ	2000000389	10/31/2012	379.67
88107000	CAP Move-CWIP	UZ	2000000389	10/31/2012	(6.43)
88107000	CAP Move-CWIP	UZ	2000000389	10/31/2012	(0.20)
88107000	CAP Move-CWIP	UZ	2000000389	10/31/2012	1.73
88107000	CAP Move-CWIP	UZ	2000000389	10/31/2012	0.45
88107000	CAP Move-CWIP	UZ	2000000389	10/31/2012	10.44
88107000	CAP Move-CWIP	UZ	2000000391	10/31/2012	(41.79)
88107000	CAP Move-CWIP	UZ	2000000391	10/31/2012	(297.48)
88107000	CAP Move-CWIP	UZ	2000000399	10/31/2012	11.70
88107000	CAP Move-CWIP	UZ	2000000399	10/31/2012	(0.15)
88107000	CAP Move-CWIP	UZ	2000000399	10/31/2012	14.20
88107000	CAP Move-CWIP	UZ	2000000400	10/31/2012	1.80
88107000	CAP Move-CWIP	UZ	2000000400	10/31/2012	(0.73)
88107000	CAP Move-CWIP	UZ	2000000402	10/31/2012	89.03
88107000	CAP Move-CWIP	UZ	2000000402	10/31/2012	36.30
88107000	CAP Move-CWIP	UZ	2000000402	10/31/2012	(0.10)
88107000	CAP Move-CWIP	UZ	2000000402	10/31/2012	3.22
88107000	CAP Move-CWIP	UZ	2000000402	10/31/2012	(0.27)
88107000	CAP Move-CWIP	UZ	2000000402	10/31/2012	0.08
88107000	CAP Move-CWIP	UZ	2000000402	10/31/2012	8.03
88107000	CAP Move-CWIP	UZ	2000000402	10/31/2012	6.70
88107000	CAP Move-CWIP	UZ	2000000402	10/31/2012	2.59
88107000	CAP Move-CWIP	UZ	2000000402	10/31/2012	6.30
88107000	CAP Move-CWIP	UZ	2000000402	10/31/2012	1.04
88107000	CAP Move-CWIP	UN	2000000405	10/31/2012	(226.13)
88107000	CAP Move-CWIP	UZ	2000000370	10/31/2012	239.80
88107000	CAP Move-CWIP	UZ	2000000370	10/31/2012	183.96
88107000	CAP Move-CWIP	UZ	2000000389	10/31/2012	36.45
88107000	CAP Move-CWIP	UZ	2000000389	10/31/2012	111.04
88107000	CAP Move-CWIP	UZ	2000000389	10/31/2012	54.02
88107000	CAP Move-CWIP	UZ	2000000389	10/31/2012	967.88
88107000	CAP Move-CWIP	UZ	2000000389	10/31/2012	(39.13)
88107000	CAP Move-CWIP	UZ	2000000390	10/31/2012	1,189.96
88107000	CAP Move-CWIP	UZ	2000000392	10/31/2012	20.68
88107000	CAP Move-CWIP	UZ	2000000392	10/31/2012	53.47
88107000	CAP Move-CWIP	UZ	2000000399	10/31/2012	290.35
88107000	CAP Move-CWIP	UZ	2000000399	10/31/2012	25.73
88107000	CAP Move-CWIP	UZ	2000000399	10/31/2012	(1.20)
88107000	CAP Move-CWIP	UZ	2000000400	10/31/2012	50.37
88107000	CAP Move-CWIP	UZ	2000000400	10/31/2012	93.63
88107000	CAP Move-CWIP	UZ	2000000400	10/31/2012	(0.80)
88107000	CAP Move-CWIP	UZ	2000000402	10/31/2012	14.45
88107000	CAP Move-CWIP	UZ	2000000402	10/31/2012	(2.17)
88107000	CAP Move-CWIP	UZ	2000000402	10/31/2012	64.22
88107000	CAP Move-CWIP	UZ	2000000402	10/31/2012	113.59
88107000	CAP Move-CWIP	UZ	2000000402	10/31/2012	(5.84)
88107000	CAP Move-CWIP	UZ	2000000402	10/31/2012	712.16
88107000	CAP Move-CWIP	UZ	2000000402	10/31/2012	0.63
88107000	CAP Move-CWIP	UZ	2000000402	10/31/2012	8.37
88107000	CAP Move-CWIP	UZ	2000000370	10/31/2012	38.91
88107000	CAP Move-CWIP	UZ	2000000370	10/31/2012	29.85

## Kentucky American Water Company

Case No. 2012-00520

Response to PSC DR1, Item 31

Account	Description	Doc Type	Document Number	Posting Date	Amount
88107000	CAP Move-CWIP	UZ	2000000389	10/31/2012	253.90
88107000	CAP Move-CWIP	UZ	2000000389	10/31/2012	(0.12)
88107000	CAP Move-CWIP	UZ	2000000391	10/31/2012	46.19
88107000	CAP Move-CWIP	UZ	2000000391	10/31/2012	14.33
88107000	CAP Move-CWIP	UZ	2000000391	10/31/2012	19.06
88107000	CAP Move-CWIP	UZ	2000000399	10/31/2012	13.36
88107000	CAP Move-CWIP	UZ	2000000399	10/31/2012	3.62
88107000	CAP Move-CWIP	UZ	2000000399	10/31/2012	72.59
88107000	CAP Move-CWIP	UZ	2000000399	10/31/2012	(0.54)
88107000	CAP Move-CWIP	UZ	2000000400	10/31/2012	(0.20)
88107000	CAP Move-CWIP	UZ	2000000400	10/31/2012	23.40
88107000	CAP Move-CWIP	UZ	2000000400	10/31/2012	12.59
88107000	CAP Move-CWIP	UZ	2000000400	10/31/2012	16.06
88107000	CAP Move-CWIP	UZ	2000000400	10/31/2012	5.17
88107000	CAP Move-CWIP	UZ	2000000400	10/31/2012	(1.46)
88107000	CAP Move-CWIP	UZ	2000000400	10/31/2012	28.40
88107000	CAP Move-CWIP	UZ	2000000402	10/31/2012	178.04
88107000	CAP Move-CWIP	UZ	2000000402	10/31/2012	2.09
88107000	CAP Move-CWIP	UZ	2000000402	10/31/2012	0.15
88107000	CAP Move-CWIP	UZ	2000000402	10/31/2012	6.43
88107000	CAP Move-CWIP	UZ	2000000402	10/31/2012	(0.30)
88107000	CAP Move-CWIP	UZ	2000000370	10/31/2012	68.64
88107000	CAP Move-CWIP	UZ	2000000370	10/31/2012	52.65
88107000	CAP Move-CWIP	UZ	2000000389	10/31/2012	425.25
88107000	CAP Move-CWIP	UZ	2000000389	10/31/2012	1.84
88107000	CAP Move-CWIP	UZ	2000000389	10/31/2012	53.35
88107000	CAP Move-CWIP	UZ	2000000389	10/31/2012	7.03
88107000	CAP Move-CWIP	UZ	2000000389	10/31/2012	11.13
88107000	CAP Move-CWIP	UZ	2000000391	10/31/2012	191.75
88107000	CAP Move-CWIP	UZ	2000000399	10/31/2012	0.15
88107000	CAP Move-CWIP	UZ	2000000399	10/31/2012	13.36
88107000	CAP Move-CWIP	UZ	2000000399	10/31/2012	(1.46)
88107000	CAP Move-CWIP	UZ	2000000399	10/31/2012	12.59
88107000	CAP Move-CWIP	UZ	2000000400	10/31/2012	72.59
88107000	CAP Move-CWIP	UZ	2000000400	10/31/2012	178.04
88107000	CAP Move-CWIP	UZ	2000000400	10/31/2012	3.62
88107000	CAP Move-CWIP	UZ	2000000400	10/31/2012	(0.30)
88107000	CAP Move-CWIP	UZ	2000000400	10/31/2012	23.40
88107000	CAP Move-CWIP	UZ	2000000402	10/31/2012	16.06
88107000	CAP Move-CWIP	UZ	2000000402	10/31/2012	6.43
88107000	CAP Move-CWIP	UZ	2000000402	10/31/2012	(0.54)
88107000	CAP Move-CWIP	UZ	2000000402	10/31/2012	2.09
88107000	CAP Move-CWIP	UZ	2000000402	10/31/2012	28.40
88107000	CAP Move-CWIP	UZ	2000000402	10/31/2012	(0.20)
88107000	CAP Move-CWIP	UZ	2000000402	10/31/2012	5.17
88107000	CAP Move-CWIP	UZ	2000000370	10/31/2012	106.07
88107000	CAP Move-CWIP	UZ	2000000370	10/31/2012	81.37
88107000	CAP Move-CWIP	UZ	2000000389	10/31/2012	425.25
88107000	CAP Move-CWIP	UZ	2000000389	10/31/2012	1.84
88107000	CAP Move-CWIP	UZ	2000000389	10/31/2012	(79.17)
88107000	CAP Move-CWIP	UZ	2000000391	10/31/2012	7.04
88107000	CAP Move-CWIP	UZ	2000000391	10/31/2012	191.75
88107000	CAP Move-CWIP	UZ	2000000391	10/31/2012	11.13

## Kentucky American Water Company

Case No. 2012-00520

Response to PSC DR1, Item 31

Account	Description	Doc Type	Document Number	Posting Date	Amount
88107000	CAP Move-CWIP	UZ	2000000392	10/31/2012	16.06
88107000	CAP Move-CWIP	UZ	2000000399	10/31/2012	(0.20)
88107000	CAP Move-CWIP	UZ	2000000399	10/31/2012	(1.46)
88107000	CAP Move-CWIP	UZ	2000000399	10/31/2012	0.15
88107000	CAP Move-CWIP	UZ	2000000400	10/31/2012	28.40
88107000	CAP Move-CWIP	UZ	2000000400	10/31/2012	13.36
88107000	CAP Move-CWIP	UZ	2000000400	10/31/2012	3.62
88107000	CAP Move-CWIP	UZ	2000000400	10/31/2012	12.59
88107000	CAP Move-CWIP	UZ	2000000400	10/31/2012	23.40
88107000	CAP Move-CWIP	UZ	2000000400	10/31/2012	178.04
88107000	CAP Move-CWIP	UZ	2000000400	10/31/2012	5.17
88107000	CAP Move-CWIP	UZ	2000000400	10/31/2012	2.09
88107000	CAP Move-CWIP	UZ	2000000400	10/31/2012	6.43
88107000	CAP Move-CWIP	UZ	2000000402	10/31/2012	(0.30)
88107000	CAP Move-CWIP	UZ	2000000402	10/31/2012	72.59
88107000	CAP Move-CWIP	UZ	2000000402	10/31/2012	(0.54)
88107000	CAP Move-CWIP	UZ	2000000370	10/31/2012	207.66
88107000	CAP Move-CWIP	UZ	2000000370	10/31/2012	270.70
88107000	CAP Move-CWIP	UZ	2000000389	10/31/2012	7,333.18
88107000	CAP Move-CWIP	UZ	2000000389	10/31/2012	(45.57)
88107000	CAP Move-CWIP	UZ	2000000389	10/31/2012	17.31
88107000	CAP Move-CWIP	UZ	2000000389	10/31/2012	290.24
88107000	CAP Move-CWIP	UZ	2000000389	10/31/2012	299.53
88107000	CAP Move-CWIP	UZ	2000000389	10/31/2012	86.35
88107000	CAP Move-CWIP	UZ	2000000389	10/31/2012	(0.27)
88107000	CAP Move-CWIP	UZ	2000000399	10/31/2012	178.04
88107000	CAP Move-CWIP	UZ	2000000399	10/31/2012	(1.46)
88107000	CAP Move-CWIP	UZ	2000000399	10/31/2012	3.62
88107000	CAP Move-CWIP	UZ	2000000400	10/31/2012	23.40
88107000	CAP Move-CWIP	UZ	2000000400	10/31/2012	12.59
88107000	CAP Move-CWIP	UZ	2000000400	10/31/2012	5.17
88107000	CAP Move-CWIP	UZ	2000000400	10/31/2012	16.06
88107000	CAP Move-CWIP	UZ	2000000400	10/31/2012	2.09
88107000	CAP Move-CWIP	UZ	2000000401	10/31/2012	(0.20)
88107000	CAP Move-CWIP	UZ	2000000402	10/31/2012	(0.30)
88107000	CAP Move-CWIP	UZ	2000000402	10/31/2012	28.40
88107000	CAP Move-CWIP	UZ	2000000402	10/31/2012	72.59
88107000	CAP Move-CWIP	UZ	2000000402	10/31/2012	6.43
88107000	CAP Move-CWIP	UZ	2000000402	10/31/2012	(0.54)
88107000	CAP Move-CWIP	UZ	2000000402	10/31/2012	13.36
88107000	CAP Move-CWIP	UZ	2000000402	10/31/2012	0.15
88107000	CAP Move-CWIP	UZ	2000000370	10/31/2012	212.90
88107000	CAP Move-CWIP	UZ	2000000370	10/31/2012	163.32
88107000	CAP Move-CWIP	UZ	2000000389	10/31/2012	18.39
88107000	CAP Move-CWIP	UZ	2000000389	10/31/2012	59.25
88107000	CAP Move-CWIP	UZ	2000000389	10/31/2012	(36.95)
88107000	CAP Move-CWIP	UZ	2000000389	10/31/2012	19.53
88107000	CAP Move-CWIP	UZ	2000000389	10/31/2012	3,874.53
88107000	CAP Move-CWIP	UZ	2000000391	10/31/2012	309.73
88107000	CAP Move-CWIP	UZ	2000000399	10/31/2012	3.14
88107000	CAP Move-CWIP	UZ	2000000399	10/31/2012	0.24
88107000	CAP Move-CWIP	UZ	2000000400	10/31/2012	35.11
88107000	CAP Move-CWIP	UZ	2000000400	10/31/2012	(2.20)

## Kentucky American Water Company

Case No. 2012-00520

Response to PSC DR1, Item 31

Account	Description	Doc Type	Document Number	Posting Date	Amount
88107000	CAP Move-CWIP	UZ	2000000400	10/31/2012	42.60
88107000	CAP Move-CWIP	UZ	2000000400	10/31/2012	24.08
88107000	CAP Move-CWIP	UZ	2000000400	10/31/2012	(0.81)
88107000	CAP Move-CWIP	UZ	2000000400	10/31/2012	7.76
88107000	CAP Move-CWIP	UZ	2000000402	10/31/2012	20.05
88107000	CAP Move-CWIP	UZ	2000000402	10/31/2012	(0.30)
88107000	CAP Move-CWIP	UZ	2000000402	10/31/2012	(0.45)
88107000	CAP Move-CWIP	UZ	2000000402	10/31/2012	18.89
88107000	CAP Move-CWIP	UZ	2000000402	10/31/2012	5.42
88107000	CAP Move-CWIP	UZ	2000000402	10/31/2012	108.88
88107000	CAP Move-CWIP	UZ	2000000402	10/31/2012	9.65
88107000	CAP Move-CWIP	UZ	2000000402	10/31/2012	267.06
88107000	CAP Move-CWIP	UZ	2000000370	10/31/2012	101.09
88107000	CAP Move-CWIP	UZ	2000000370	10/31/2012	77.55
88107000	CAP Move-CWIP	UZ	2000000389	10/31/2012	(19.27)
88107000	CAP Move-CWIP	UZ	2000000389	10/31/2012	30.54
88107000	CAP Move-CWIP	UZ	2000000389	10/31/2012	1,047.68
88107000	CAP Move-CWIP	UZ	2000000389	10/31/2012	61.08
88107000	CAP Move-CWIP	UZ	2000000389	10/31/2012	149.30
88107000	CAP Move-CWIP	UZ	2000000392	10/31/2012	327.43
88107000	CAP Move-CWIP	UZ	2000000399	10/31/2012	(1.69)
88107000	CAP Move-CWIP	UZ	2000000399	10/31/2012	9.67
88107000	CAP Move-CWIP	UZ	2000000399	10/31/2012	164.46
88107000	CAP Move-CWIP	UZ	2000000399	10/31/2012	23.35
88107000	CAP Move-CWIP	UZ	2000000400	10/31/2012	(6.61)
88107000	CAP Move-CWIP	UZ	2000000400	10/31/2012	16.68
88107000	CAP Move-CWIP	UZ	2000000400	10/31/2012	(2.44)
88107000	CAP Move-CWIP	UZ	2000000400	10/31/2012	804.35
88107000	CAP Move-CWIP	UZ	2000000400	10/31/2012	29.29
88107000	CAP Move-CWIP	UZ	2000000400	10/31/2012	(0.90)
88107000	CAP Move-CWIP	UZ	2000000402	10/31/2012	89.23
88107000	CAP Move-CWIP	UZ	2000000402	10/31/2012	0.89
88107000	CAP Move-CWIP	UZ	2000000402	10/31/2012	107.00
88107000	CAP Move-CWIP	UZ	2000000402	10/31/2012	(0.03)
88107000	CAP Move-CWIP	UZ	2000000402	10/31/2012	57.04
88107000	CAP Move-CWIP	UZ	2000000402	10/31/2012	74.49
88107000	CAP Move-CWIP	UZ	2000000370	10/31/2012	0.17
88107000	CAP Move-CWIP	UZ	2000000370	10/31/2012	0.22
88107000	CAP Move-CWIP	UZ	2000000370	10/31/2012	92.28
88107000	CAP Move-CWIP	UZ	2000000370	10/31/2012	120.29
88107000	CAP Move-CWIP	UZ	2000000389	10/31/2012	107.30
88107000	CAP Move-CWIP	UZ	2000000389	10/31/2012	42.48
88107000	CAP Move-CWIP	UZ	2000000389	10/31/2012	1,061.96
88107000	CAP Move-CWIP	UZ	2000000391	10/31/2012	(25.84)
88107000	CAP Move-CWIP	UZ	2000000391	10/31/2012	48.04
88107000	CAP Move-CWIP	UZ	2000000391	10/31/2012	859.83
88107000	CAP Move-CWIP	UZ	2000000400	10/31/2012	44.08
88107000	CAP Move-CWIP	UZ	2000000400	10/31/2012	56.19
88107000	CAP Move-CWIP	UZ	2000000400	10/31/2012	(0.71)
88107000	CAP Move-CWIP	UZ	2000000400	10/31/2012	7.33
88107000	CAP Move-CWIP	UZ	2000000400	10/31/2012	81.93
88107000	CAP Move-CWIP	UZ	2000000400	10/31/2012	0.55
88107000	CAP Move-CWIP	UZ	2000000400	10/31/2012	(1.05)

## Kentucky American Water Company

Case No. 2012-00520

Response to PSC DR1, Item 31

Account	Description	Doc Type	Document Number	Posting Date	Amount
88107000	CAP Move-CWIP	UZ	2000000402	10/31/2012	(1.89)
88107000	CAP Move-CWIP	UZ	2000000402	10/31/2012	(5.11)
88107000	CAP Move-CWIP	UZ	2000000402	10/31/2012	12.65
88107000	CAP Move-CWIP	UZ	2000000402	10/31/2012	99.39
88107000	CAP Move-CWIP	UZ	2000000402	10/31/2012	623.14
88107000	CAP Move-CWIP	UZ	2000000402	10/31/2012	46.80
88107000	CAP Move-CWIP	UZ	2000000402	10/31/2012	254.06
88107000	CAP Move-CWIP	UZ	2000000402	10/31/2012	22.51
88107000	CAP Move-CWIP	UZ	2000000402	10/31/2012	18.10
88107000	CAP Move-CWIP	UZ	2000000370	10/31/2012	0.22
88107000	CAP Move-CWIP	UZ	2000000370	10/31/2012	0.17
88107000	CAP Move-CWIP	UZ	2000000370	10/31/2012	135.00
88107000	CAP Move-CWIP	UZ	2000000370	10/31/2012	175.98
88107000	CAP Move-CWIP	UZ	2000000389	10/31/2012	73.87
88107000	CAP Move-CWIP	UZ	2000000389	10/31/2012	(39.87)
88107000	CAP Move-CWIP	UZ	2000000389	10/31/2012	3.73
88107000	CAP Move-CWIP	UZ	2000000389	10/31/2012	114.92
88107000	CAP Move-CWIP	UZ	2000000389	10/31/2012	518.96
88107000	CAP Move-CWIP	UZ	2000000391	10/31/2012	29.68
88107000	CAP Move-CWIP	UZ	2000000391	10/31/2012	1,711.28
88107000	CAP Move-CWIP	UZ	2000000399	10/31/2012	(1.08)
88107000	CAP Move-CWIP	UZ	2000000399	10/31/2012	0.31
88107000	CAP Move-CWIP	UZ	2000000399	10/31/2012	32.11
88107000	CAP Move-CWIP	UZ	2000000400	10/31/2012	7.23
88107000	CAP Move-CWIP	UZ	2000000400	10/31/2012	(0.60)
88107000	CAP Move-CWIP	UZ	2000000400	10/31/2012	(2.92)
88107000	CAP Move-CWIP	UZ	2000000400	10/31/2012	25.18
88107000	CAP Move-CWIP	UZ	2000000400	10/31/2012	10.34
88107000	CAP Move-CWIP	UZ	2000000400	10/31/2012	56.80
88107000	CAP Move-CWIP	UZ	2000000400	10/31/2012	145.18
88107000	CAP Move-CWIP	UZ	2000000402	10/31/2012	4.19
88107000	CAP Move-CWIP	UZ	2000000402	10/31/2012	(0.40)
88107000	CAP Move-CWIP	UZ	2000000402	10/31/2012	26.73
88107000	CAP Move-CWIP	UZ	2000000402	10/31/2012	12.86
88107000	CAP Move-CWIP	UZ	2000000402	10/31/2012	356.09
88107000	CAP Move-CWIP	UZ	2000000402	10/31/2012	46.81
88107000	CAP Move-CWIP	UZ	2000000370	10/31/2012	0.03
88107000	CAP Move-CWIP	UZ	2000000370	10/31/2012	0.02
88107000	CAP Move-CWIP	UZ	2000000370	10/31/2012	62.89
88107000	CAP Move-CWIP	UZ	2000000370	10/31/2012	81.98
88107000	CAP Move-CWIP	UZ	2000000389	10/31/2012	0.28
88107000	CAP Move-CWIP	UZ	2000000389	10/31/2012	29.68
88107000	CAP Move-CWIP	UZ	2000000389	10/31/2012	(48.50)
88107000	CAP Move-CWIP	UZ	2000000389	10/31/2012	719.62
88107000	CAP Move-CWIP	UZ	2000000389	10/31/2012	73.87
88107000	CAP Move-CWIP	UZ	2000000391	10/31/2012	553.77
88107000	CAP Move-CWIP	UZ	2000000391	10/31/2012	114.88
88107000	CAP Move-CWIP	UZ	2000000399	10/31/2012	(0.40)
88107000	CAP Move-CWIP	UZ	2000000399	10/31/2012	25.18
88107000	CAP Move-CWIP	UZ	2000000400	10/31/2012	(2.92)
88107000	CAP Move-CWIP	UZ	2000000400	10/31/2012	26.73
88107000	CAP Move-CWIP	UZ	2000000400	10/31/2012	46.81
88107000	CAP Move-CWIP	UZ	2000000400	10/31/2012	32.11

Kentucky American Water Company

Case No. 2012-00520

Response to PSC DR1, Item 31

Account	Description	Doc Type	Document Number	Posting Date	Amount
88107000	CAP Move-CWIP	UZ	2000000400	10/31/2012	12.86
88107000	CAP Move-CWIP	UZ	2000000400	10/31/2012	4.19
88107000	CAP Move-CWIP	UZ	2000000402	10/31/2012	145.18
88107000	CAP Move-CWIP	UZ	2000000402	10/31/2012	56.80
88107000	CAP Move-CWIP	UZ	2000000402	10/31/2012	(0.60)
88107000	CAP Move-CWIP	UZ	2000000402	10/31/2012	0.31
88107000	CAP Move-CWIP	UZ	2000000402	10/31/2012	10.34
88107000	CAP Move-CWIP	UZ	2000000402	10/31/2012	7.23
88107000	CAP Move-CWIP	UZ	2000000402	10/31/2012	356.09
88107000	CAP Move-CWIP	UZ	2000000402	10/31/2012	(1.08)
88107000	CAP Move-CWIP	UZ	2000000370	10/31/2012	0.08
88107000	CAP Move-CWIP	UZ	2000000370	10/31/2012	0.10
88107000	CAP Move-CWIP	UZ	2000000370	10/31/2012	62.66
88107000	CAP Move-CWIP	UZ	2000000370	10/31/2012	81.68
88107000	CAP Move-CWIP	UZ	2000000389	10/31/2012	993.15
88107000	CAP Move-CWIP	UZ	2000000389	10/31/2012	(16.91)
88107000	CAP Move-CWIP	UZ	2000000389	10/31/2012	26.71
88107000	CAP Move-CWIP	UZ	2000000389	10/31/2012	20.47
88107000	CAP Move-CWIP	UZ	2000000389	10/31/2012	(2.08)
88107000	CAP Move-CWIP	UZ	2000000390	10/31/2012	42.31
88107000	CAP Move-CWIP	UZ	2000000391	10/31/2012	352.61
88107000	CAP Move-CWIP	UZ	2000000399	10/31/2012	0.24
88107000	CAP Move-CWIP	UZ	2000000399	10/31/2012	(0.81)
88107000	CAP Move-CWIP	UZ	2000000400	10/31/2012	108.88
88107000	CAP Move-CWIP	UZ	2000000400	10/31/2012	18.89
88107000	CAP Move-CWIP	UZ	2000000400	10/31/2012	20.05
88107000	CAP Move-CWIP	UZ	2000000400	10/31/2012	267.06
88107000	CAP Move-CWIP	UZ	2000000400	10/31/2012	7.76
88107000	CAP Move-CWIP	UZ	2000000400	10/31/2012	3.14
88107000	CAP Move-CWIP	UZ	2000000400	10/31/2012	(0.30)
88107000	CAP Move-CWIP	UZ	2000000400	10/31/2012	(0.45)
88107000	CAP Move-CWIP	UZ	2000000400	10/31/2012	42.60
88107000	CAP Move-CWIP	UZ	2000000400	10/31/2012	(2.20)
88107000	CAP Move-CWIP	UZ	2000000402	10/31/2012	9.65
88107000	CAP Move-CWIP	UZ	2000000402	10/31/2012	24.08
88107000	CAP Move-CWIP	UZ	2000000402	10/31/2012	5.42
88107000	CAP Move-CWIP	UZ	2000000402	10/31/2012	35.11
88107000	CAP Move-CWIP	UZ	2000000370	10/31/2012	0.39
88107000	CAP Move-CWIP	UZ	2000000370	10/31/2012	0.51
88107000	CAP Move-CWIP	UZ	2000000370	10/31/2012	75.62
88107000	CAP Move-CWIP	UZ	2000000370	10/31/2012	58.01
88107000	CAP Move-CWIP	UZ	2000000389	10/31/2012	352.61
88107000	CAP Move-CWIP	UZ	2000000389	10/31/2012	42.31
88107000	CAP Move-CWIP	UZ	2000000389	10/31/2012	20.47
88107000	CAP Move-CWIP	UZ	2000000389	10/31/2012	26.71
88107000	CAP Move-CWIP	UZ	2000000389	10/31/2012	995.23
88107000	CAP Move-CWIP	UZ	2000000391	10/31/2012	(16.98)
88107000	CAP Move-CWIP	UZ	2000000392	10/31/2012	24.08
88107000	CAP Move-CWIP	UZ	2000000399	10/31/2012	(0.30)
88107000	CAP Move-CWIP	UZ	2000000399	10/31/2012	0.24
88107000	CAP Move-CWIP	UZ	2000000399	10/31/2012	20.05
88107000	CAP Move-CWIP	UZ	2000000400	10/31/2012	267.06
88107000	CAP Move-CWIP	UZ	2000000400	10/31/2012	35.11



## Kentucky American Water Company

Case No. 2012-00520

Response to PSC DR1, Item 31

Account	Description	Doc Type	Document Number	Posting Date	Amount
88107000	CAP Move-CWIP	UZ	2000000400	10/31/2012	5.42
88107000	CAP Move-CWIP	UZ	2000000400	10/31/2012	(0.45)
88107000	CAP Move-CWIP	UZ	2000000400	10/31/2012	3.14
88107000	CAP Move-CWIP	UZ	2000000400	10/31/2012	9.65
88107000	CAP Move-CWIP	UZ	2000000400	10/31/2012	(0.81)
88107000	CAP Move-CWIP	UZ	2000000400	10/31/2012	42.60
88107000	CAP Move-CWIP	UZ	2000000402	10/31/2012	108.88
88107000	CAP Move-CWIP	UZ	2000000402	10/31/2012	(2.20)
88107000	CAP Move-CWIP	UZ	2000000402	10/31/2012	7.76
88107000	CAP Move-CWIP	UZ	2000000402	10/31/2012	18.89
88107000	CAP Move-CWIP	UZ	2000000370	10/31/2012	0.60
88107000	CAP Move-CWIP	UZ	2000000370	10/31/2012	0.46
88107000	CAP Move-CWIP	UZ	2000000370	10/31/2012	542.23
88107000	CAP Move-CWIP	UZ	2000000370	10/31/2012	415.96
88107000	CAP Move-CWIP	UZ	2000000389	10/31/2012	5,833.49
88107000	CAP Move-CWIP	UZ	2000000389	10/31/2012	252.90
88107000	CAP Move-CWIP	UZ	2000000389	10/31/2012	(0.26)
88107000	CAP Move-CWIP	UZ	2000000389	10/31/2012	(0.11)
88107000	CAP Move-CWIP	UZ	2000000389	10/31/2012	645.15
88107000	CAP Move-CWIP	UZ	2000000389	10/31/2012	(206.39)
88107000	CAP Move-CWIP	UZ	2000000389	10/31/2012	72.77
88107000	CAP Move-CWIP	UZ	2000000389	10/31/2012	18.89
88107000	CAP Move-CWIP	UZ	2000000391	10/31/2012	(9.83)
88107000	CAP Move-CWIP	UZ	2000000391	10/31/2012	(0.14)
88107000	CAP Move-CWIP	UZ	2000000391	10/31/2012	48.13
88107000	CAP Move-CWIP	UZ	2000000392	10/31/2012	181.47
88107000	CAP Move-CWIP	UZ	2000000399	10/31/2012	445.10
88107000	CAP Move-CWIP	UZ	2000000400	10/31/2012	16.09
88107000	CAP Move-CWIP	UZ	2000000400	10/31/2012	(0.50)
88107000	CAP Move-CWIP	UZ	2000000400	10/31/2012	58.51
88107000	CAP Move-CWIP	UZ	2000000400	10/31/2012	0.39
88107000	CAP Move-CWIP	UZ	2000000400	10/31/2012	(0.75)
88107000	CAP Move-CWIP	UZ	2000000400	10/31/2012	9.04
88107000	CAP Move-CWIP	UZ	2000000400	10/31/2012	12.93
88107000	CAP Move-CWIP	UZ	2000000402	10/31/2012	71.00
88107000	CAP Move-CWIP	UZ	2000000402	10/31/2012	5.23
88107000	CAP Move-CWIP	UZ	2000000402	10/31/2012	(1.35)
88107000	CAP Move-CWIP	UZ	2000000402	10/31/2012	31.48
88107000	CAP Move-CWIP	UZ	2000000402	10/31/2012	40.14
88107000	CAP Move-CWIP	UZ	2000000402	10/31/2012	33.42
88107000	CAP Move-CWIP	UZ	2000000402	10/31/2012	(3.65)
88107000	CAP Move-CWIP	UZ	2000000370	10/31/2012	354.62
88107000	CAP Move-CWIP	UZ	2000000370	10/31/2012	272.04
88107000	CAP Move-CWIP	UZ	2000000389	10/31/2012	(3.57)
88107000	CAP Move-CWIP	UZ	2000000389	10/31/2012	4,612.85
88107000	CAP Move-CWIP	UZ	2000000389	10/31/2012	(195.00)
88107000	CAP Move-CWIP	UZ	2000000389	10/31/2012	47.39
88107000	CAP Move-CWIP	UZ	2000000389	10/31/2012	71.75
88107000	CAP Move-CWIP	UZ	2000000389	10/31/2012	(0.14)
88107000	CAP Move-CWIP	UZ	2000000389	10/31/2012	248.51
88107000	CAP Move-CWIP	UZ	2000000391	10/31/2012	631.59
88107000	CAP Move-CWIP	UZ	2000000391	10/31/2012	(0.26)
88107000	CAP Move-CWIP	UZ	2000000391	10/31/2012	19.19

## Kentucky American Water Company

Case No. 2012-00520

Response to PSC DR1, Item 31

Account	Description	Doc Type	Document Number	Posting Date	Amount
88107000	CAP Move-CWIP	UZ	2000000391	10/31/2012	(0.11)
88107000	CAP Move-CWIP	UZ	2000000399	10/31/2012	58.51
88107000	CAP Move-CWIP	UZ	2000000400	10/31/2012	181.47
88107000	CAP Move-CWIP	UZ	2000000400	10/31/2012	31.48
88107000	CAP Move-CWIP	UZ	2000000400	10/31/2012	(1.35)
88107000	CAP Move-CWIP	UZ	2000000400	10/31/2012	445.10
88107000	CAP Move-CWIP	UZ	2000000400	10/31/2012	5.23
88107000	CAP Move-CWIP	UZ	2000000400	10/31/2012	40.14
88107000	CAP Move-CWIP	UZ	2000000402	10/31/2012	(3.65)
88107000	CAP Move-CWIP	UZ	2000000402	10/31/2012	0.39
88107000	CAP Move-CWIP	UZ	2000000402	10/31/2012	(0.75)
88107000	CAP Move-CWIP	UZ	2000000402	10/31/2012	71.00
88107000	CAP Move-CWIP	UZ	2000000402	10/31/2012	33.42
88107000	CAP Move-CWIP	UZ	2000000402	10/31/2012	9.04
88107000	CAP Move-CWIP	UZ	2000000402	10/31/2012	12.93
88107000	CAP Move-CWIP	UZ	2000000402	10/31/2012	(0.50)
88107000	CAP Move-CWIP	UZ	2000000402	10/31/2012	16.09
88107000	CAP Move-CWIP	UZ	2000000370	10/31/2012	46.21
88107000	CAP Move-CWIP	UZ	2000000370	10/31/2012	35.45
88107000	CAP Move-CWIP	UZ	2000000370	10/31/2012	46.21
88107000	CAP Move-CWIP	UZ	2000000370	10/31/2012	35.45
88107000	CAP Move-CWIP	UZ	2000000370	10/31/2012	0.01
88107000	CAP Move-CWIP	UZ	2000000370	10/31/2012	401.59
88107000	CAP Move-CWIP	UZ	2000000370	10/31/2012	523.50
88107000	CAP Move-CWIP	UZ	2000000389	10/31/2012	10,507.24
88107000	CAP Move-CWIP	UZ	2000000389	10/31/2012	0.05
88107000	CAP Move-CWIP	UZ	2000000389	10/31/2012	4,213.99
88107000	CAP Move-CWIP	UZ	2000000389	10/31/2012	(430.93)
88107000	CAP Move-CWIP	UZ	2000000389	10/31/2012	1,824.52
88107000	CAP Move-CWIP	UZ	2000000391	10/31/2012	1,249.68
88107000	CAP Move-CWIP	UZ	2000000391	10/31/2012	3.58
88107000	CAP Move-CWIP	UZ	2000000391	10/31/2012	(8,019.97)
88107000	CAP Move-CWIP	UZ	2000000391	10/31/2012	542.75
88107000	CAP Move-CWIP	UZ	2000000392	10/31/2012	178.41
88107000	CAP Move-CWIP	UZ	2000000400	10/31/2012	461.20
88107000	CAP Move-CWIP	UZ	2000000400	10/31/2012	72.18
88107000	CAP Move-CWIP	UZ	2000000400	10/31/2012	979.74
88107000	CAP Move-CWIP	UZ	2000000400	10/31/2012	(6.92)
88107000	CAP Move-CWIP	UZ	2000000400	10/31/2012	2,504.26
88107000	CAP Move-CWIP	UZ	2000000400	10/31/2012	(18.68)
88107000	CAP Move-CWIP	UZ	2000000400	10/31/2012	6,142.39
88107000	CAP Move-CWIP	UZ	2000000402	10/31/2012	124.67
88107000	CAP Move-CWIP	UZ	2000000402	10/31/2012	434.40
88107000	CAP Move-CWIP	UZ	2000000402	10/31/2012	553.90
88107000	CAP Move-CWIP	UZ	2000000402	10/31/2012	5.40
88107000	CAP Move-CWIP	UZ	2000000402	10/31/2012	221.87
88107000	CAP Move-CWIP	UZ	2000000402	10/31/2012	(10.34)
88107000	CAP Move-CWIP	UZ	2000000402	10/31/2012	807.43
88107000	CAP Move-CWIP	UZ	2000000402	10/31/2012	(50.40)
88107000	CAP Move-CWIP	UZ	2000000370	10/31/2012	0.11
88107000	CAP Move-CWIP	UZ	2000000370	10/31/2012	0.15
88107000	CAP Move-CWIP	UZ	2000000370	10/31/2012	431.33
88107000	CAP Move-CWIP	UZ	2000000370	10/31/2012	330.89

## Kentucky American Water Company

Case No. 2012-00520

Response to PSC DR1, Item 31

Account	Description	Doc Type	Document Number	Posting Date	Amount
88107000	CAP Move-CWIP	UZ	2000000388	10/31/2012	368.03
88107000	CAP Move-CWIP	UZ	2000000389	10/31/2012	162.51
88107000	CAP Move-CWIP	UZ	2000000389	10/31/2012	6,033.89
88107000	CAP Move-CWIP	UZ	2000000389	10/31/2012	1,146.57
88107000	CAP Move-CWIP	UZ	2000000389	10/31/2012	60.44
88107000	CAP Move-CWIP	UZ	2000000391	10/31/2012	(8,025.97)
88107000	CAP Move-CWIP	UZ	2000000391	10/31/2012	(320.24)
88107000	CAP Move-CWIP	UZ	2000000391	10/31/2012	3,945.85
88107000	CAP Move-CWIP	UZ	2000000400	10/31/2012	374.47
88107000	CAP Move-CWIP	UZ	2000000400	10/31/2012	57.82
88107000	CAP Move-CWIP	UZ	2000000400	10/31/2012	454.37
88107000	CAP Move-CWIP	UZ	2000000400	10/31/2012	(23.37)
88107000	CAP Move-CWIP	UZ	2000000400	10/31/2012	82.74
88107000	CAP Move-CWIP	UZ	2000000400	10/31/2012	33.48
88107000	CAP Move-CWIP	UZ	2000000400	10/31/2012	2.50
88107000	CAP Move-CWIP	UZ	2000000400	10/31/2012	1,161.42
88107000	CAP Move-CWIP	UZ	2000000400	10/31/2012	213.90
88107000	CAP Move-CWIP	UZ	2000000402	10/31/2012	102.89
88107000	CAP Move-CWIP	UZ	2000000402	10/31/2012	(4.80)
88107000	CAP Move-CWIP	UZ	2000000402	10/31/2012	2,848.65
88107000	CAP Move-CWIP	UZ	2000000402	10/31/2012	(8.66)
88107000	CAP Move-CWIP	UZ	2000000402	10/31/2012	201.46
88107000	CAP Move-CWIP	UZ	2000000402	10/31/2012	256.88
88107000	CAP Move-CWIP	UZ	2000000402	10/31/2012	(3.21)
88107000	CAP Move-CWIP	UZ	2000000370	10/31/2012	55.99
88107000	CAP Move-CWIP	UZ	2000000370	10/31/2012	72.99
88107000	CAP Move-CWIP	UZ	2000000389	10/31/2012	781.53
88107000	CAP Move-CWIP	UZ	2000000389	10/31/2012	(11.68)
88107000	CAP Move-CWIP	UZ	2000000389	10/31/2012	32.25
88107000	CAP Move-CWIP	UZ	2000000391	10/31/2012	98.69
88107000	CAP Move-CWIP	UZ	2000000391	10/31/2012	36.62
88107000	CAP Move-CWIP	UZ	2000000392	10/31/2012	46.80
88107000	CAP Move-CWIP	UZ	2000000399	10/31/2012	(1.05)
88107000	CAP Move-CWIP	UZ	2000000400	10/31/2012	254.06
88107000	CAP Move-CWIP	UZ	2000000400	10/31/2012	(0.71)
88107000	CAP Move-CWIP	UZ	2000000400	10/31/2012	99.39
88107000	CAP Move-CWIP	UZ	2000000400	10/31/2012	(1.89)
88107000	CAP Move-CWIP	UZ	2000000400	10/31/2012	22.51
88107000	CAP Move-CWIP	UZ	2000000400	10/31/2012	623.14
88107000	CAP Move-CWIP	UZ	2000000402	10/31/2012	0.55
88107000	CAP Move-CWIP	UZ	2000000402	10/31/2012	44.08
88107000	CAP Move-CWIP	UZ	2000000402	10/31/2012	(5.11)
88107000	CAP Move-CWIP	UZ	2000000402	10/31/2012	7.33
88107000	CAP Move-CWIP	UZ	2000000402	10/31/2012	56.19
88107000	CAP Move-CWIP	UZ	2000000402	10/31/2012	18.10
88107000	CAP Move-CWIP	UZ	2000000402	10/31/2012	81.93
88107000	CAP Move-CWIP	UZ	2000000402	10/31/2012	12.65
88107000	CAP Move-CWIP	UN	2000000358	10/31/2012	(1,828.36)
88107000	CAP Move-CWIP	UN	2000000358	10/31/2012	1,828.36
88107000	CAP Move-CWIP	UN	2000000358	10/31/2012	(1,828.36)
88107000	CAP Move-CWIP	UN	2000000358	10/31/2012	1,828.36
88107000	CAP Move-CWIP	UN	2000000358	10/31/2012	1,828.36
88107000	CAP Move-CWIP	UN	2000000358	10/31/2012	(1,828.36)

## Kentucky American Water Company

Case No. 2012-00520

Response to PSC DR1, Item 31

Account	Description	Doc Type	Document Number	Posting Date	Amount
88107000	CAP Move-CWIP	UZ	2000000389	10/31/2012	(0.07)
88107000	CAP Move-CWIP	UN	2000000405	10/31/2012	0.07
88107000	CAP Move-CWIP	UZ	2000000389	10/31/2012	(0.07)
88107000	CAP Move-CWIP	UN	2000000405	10/31/2012	0.07
88107000	CAP Move-CWIP	UZ	2000000391	10/31/2012	(0.07)
88107000	CAP Move-CWIP	UN	2000000405	10/31/2012	0.07
88107000	CAP Move-CWIP	UZ	2000000389	10/31/2012	(5.69)
88107000	CAP Move-CWIP	UN	2000000405	10/31/2012	5.69
88107000	CAP Move-CWIP	UZ	2000000389	10/31/2012	32.23
88107000	CAP Move-CWIP	UZ	2000000389	10/31/2012	(8.86)
88107000	CAP Move-CWIP	UZ	2000000389	10/31/2012	(6.51)
88107000	CAP Move-CWIP	UZ	2000000389	10/31/2012	(92.06)
88107000	CAP Move-CWIP	UZ	2000000389	10/31/2012	(5.60)
88107000	CAP Move-CWIP	UZ	2000000391	10/31/2012	(4.82)
88107000	CAP Move-CWIP	UN	2000000405	10/31/2012	85.62
88107000	CAP Move-CWIP	UZ	2000000370	10/31/2012	20.75
88107000	CAP Move-CWIP	UZ	2000000370	10/31/2012	27.04
88107000	CAP Move-CWIP	UZ	2000000389	10/31/2012	(23.92)
88107000	CAP Move-CWIP	UZ	2000000389	10/31/2012	(1,495.01)
88107000	CAP Move-CWIP	UZ	2000000370	10/31/2012	4.25
88107000	CAP Move-CWIP	UZ	2000000370	10/31/2012	3.26
88107000	CAP Move-CWIP	UZ	2000000389	10/31/2012	(0.10)
88107000	CAP Move-CWIP	UZ	2000000370	10/31/2012	5.12
88107000	CAP Move-CWIP	UZ	2000000370	10/31/2012	6.67
88107000	CAP Move-CWIP	UZ	2000000370	10/31/2012	6.67
88107000	CAP Move-CWIP	UZ	2000000370	10/31/2012	5.12
88107000	CAP Move-CWIP	UZ	2000000391	10/31/2012	0.07
88107000	CAP Move-CWIP	UZ	2000000370	10/31/2012	3.26
88107000	CAP Move-CWIP	UZ	2000000370	10/31/2012	4.25
88107000	CAP Move-CWIP	UZ	2000000391	10/31/2012	(0.10)
88107000	CAP Move-CWIP	UZ	2000000370	10/31/2012	28.25
88107000	CAP Move-CWIP	UZ	2000000370	10/31/2012	21.67
88107000	CAP Move-CWIP	UZ	2000000389	10/31/2012	(1,825.47)
88107000	CAP Move-CWIP	UZ	2000000389	10/31/2012	(29.21)
88107000	CAP Move-CWIP	UZ	2000000370	10/31/2012	36.27
88107000	CAP Move-CWIP	UZ	2000000370	10/31/2012	27.83
88107000	CAP Move-CWIP	UZ	2000000370	10/31/2012	36.27
88107000	CAP Move-CWIP	UZ	2000000370	10/31/2012	27.83
88107000	CAP Move-CWIP	UZ	2000000389	10/31/2012	(3.95)
88107000	CAP Move-CWIP	UZ	2000000391	10/31/2012	(96.84)
88107000	CAP Move-CWIP	UN	2000000405	10/31/2012	100.79
88107000	CAP Move-CWIP	UZ	2000000389	10/31/2012	(3.95)
88107000	CAP Move-CWIP	UZ	2000000389	10/31/2012	(96.84)
88107000	CAP Move-CWIP	UN	2000000405	10/31/2012	100.79
88107000	CAP Move-CWIP	UZ	2000000388	10/31/2012	(3.95)
88107000	CAP Move-CWIP	UZ	2000000389	10/31/2012	(96.84)
88107000	CAP Move-CWIP	UN	2000000405	10/31/2012	100.79
88107000	CAP Move-CWIP	UZ	2000000370	10/31/2012	14.32
88107000	CAP Move-CWIP	UZ	2000000370	10/31/2012	18.66
88107000	CAP Move-CWIP	UZ	2000000389	10/31/2012	(5.93)
88107000	CAP Move-CWIP	UZ	2000000389	10/31/2012	(107.78)
88107000	CAP Move-CWIP	UZ	2000000370	10/31/2012	18.66
88107000	CAP Move-CWIP	UZ	2000000370	10/31/2012	14.32

## Kentucky American Water Company

Case No. 2012-00520

Response to PSC DR1, Item 31

Account	Description	Doc Type	Document Number	Posting Date	Amount
88107000	CAP Move-CWIP	UZ	2000000391	10/31/2012	(107.78)
88107000	CAP Move-CWIP	UZ	2000000391	10/31/2012	(5.93)
88107000	CAP Move-CWIP	UZ	2000000370	10/31/2012	3.50
88107000	CAP Move-CWIP	UZ	2000000370	10/31/2012	2.69
88107000	CAP Move-CWIP	UZ	2000000391	10/31/2012	3,910.00
88107000	CAP Move-CWIP	UZ	2000000370	10/31/2012	14.28
88107000	CAP Move-CWIP	UZ	2000000370	10/31/2012	10.95
88107000	CAP Move-CWIP	UZ	2000000389	10/31/2012	(3,910.00)
88107000	CAP Move-CWIP	UZ	2000000391	10/31/2012	(62.56)
88107000	CAP Move-CWIP	UZ	2000000352	10/31/2012	1,399.81
88107000	CAP Move-CWIP	UN	2000000358	10/31/2012	(1,399.81)
88107000	CAP Move-CWIP	UZ	2000000370	10/31/2012	27.15
88107000	CAP Move-CWIP	UZ	2000000370	10/31/2012	20.82
88107000	CAP Move-CWIP	UZ	2000000370	10/31/2012	27.15
88107000	CAP Move-CWIP	UZ	2000000370	10/31/2012	20.82
88107000	CAP Move-CWIP	UN	2000000358	10/31/2012	(1,224.71)
88107000	CAP Move-CWIP	UN	2000000358	10/31/2012	1,224.71
88107000	CAP Move-CWIP	UZ	2000000370	10/31/2012	(0.31)
88107000	CAP Move-CWIP	UZ	2000000370	10/31/2012	(0.24)
88107000	CAP Move-CWIP	UN	2000000380	10/31/2012	0.55
88107000	CAP Move-CWIP	UZ	2000000389	10/31/2012	30.89
88107000	CAP Move-CWIP	UZ	2000000389	10/31/2012	302.46
88107000	CAP Move-CWIP	UZ	2000000389	10/31/2012	(5.96)
88107000	CAP Move-CWIP	UZ	2000000391	10/31/2012	25.20
88107000	CAP Move-CWIP	UZ	2000000391	10/31/2012	4.81
88107000	CAP Move-CWIP	UZ	2000000392	10/31/2012	(0.45)
88107000	CAP Move-CWIP	UZ	2000000392	10/31/2012	267.06
88107000	CAP Move-CWIP	UZ	2000000400	10/31/2012	108.88
88107000	CAP Move-CWIP	UZ	2000000400	10/31/2012	5.42
88107000	CAP Move-CWIP	UZ	2000000400	10/31/2012	35.11
88107000	CAP Move-CWIP	UZ	2000000400	10/31/2012	7.76
88107000	CAP Move-CWIP	UZ	2000000400	10/31/2012	0.24
88107000	CAP Move-CWIP	UZ	2000000400	10/31/2012	18.89
88107000	CAP Move-CWIP	UZ	2000000400	10/31/2012	3.14
88107000	CAP Move-CWIP	UZ	2000000402	10/31/2012	(0.30)
88107000	CAP Move-CWIP	UZ	2000000402	10/31/2012	(0.81)
88107000	CAP Move-CWIP	UZ	2000000402	10/31/2012	42.60
88107000	CAP Move-CWIP	UZ	2000000402	10/31/2012	20.05
88107000	CAP Move-CWIP	UZ	2000000402	10/31/2012	9.65
88107000	CAP Move-CWIP	UZ	2000000402	10/31/2012	24.08
88107000	CAP Move-CWIP	UZ	2000000402	10/31/2012	(2.20)
88107000	CAP Move-CWIP	UN	2000000405	10/31/2012	(896.52)
88107000	CAP Move-CWIP	UZ	2000000414	10/31/2012	0.24
88107000	CAP Move-CWIP	UZ	2000000414	10/31/2012	0.31
88107000	CAP Move-CWIP	UZ	2000000388	10/31/2012	165.67
88107000	CAP Move-CWIP	UZ	2000000389	10/31/2012	18.77
88107000	CAP Move-CWIP	UZ	2000000389	10/31/2012	1,303.15
88107000	CAP Move-CWIP	UZ	2000000389	10/31/2012	49.97
88107000	CAP Move-CWIP	UZ	2000000389	10/31/2012	(20.13)
88107000	CAP Move-CWIP	UZ	2000000391	10/31/2012	78.01
88107000	CAP Move-CWIP	UZ	2000000391	10/31/2012	670.95
88107000	CAP Move-CWIP	UZ	2000000399	10/31/2012	15.51
88107000	CAP Move-CWIP	UZ	2000000399	10/31/2012	0.47

## Kentucky American Water Company

Case No. 2012-00520

Response to PSC DR1, Item 31

Account	Description	Doc Type	Document Number	Posting Date	Amount
88107000	CAP Move-CWIP	UZ	2000000399	10/31/2012	48.17
88107000	CAP Move-CWIP	UZ	2000000399	10/31/2012	19.29
88107000	CAP Move-CWIP	UZ	2000000400	10/31/2012	534.12
88107000	CAP Move-CWIP	UZ	2000000400	10/31/2012	(0.60)
88107000	CAP Move-CWIP	UZ	2000000400	10/31/2012	40.09
88107000	CAP Move-CWIP	UZ	2000000400	10/31/2012	70.21
88107000	CAP Move-CWIP	UZ	2000000400	10/31/2012	217.77
88107000	CAP Move-CWIP	UZ	2000000402	10/31/2012	10.84
88107000	CAP Move-CWIP	UZ	2000000402	10/31/2012	(1.62)
88107000	CAP Move-CWIP	UZ	2000000402	10/31/2012	(0.90)
88107000	CAP Move-CWIP	UZ	2000000402	10/31/2012	37.77
88107000	CAP Move-CWIP	UZ	2000000402	10/31/2012	6.27
88107000	CAP Move-CWIP	UZ	2000000402	10/31/2012	(4.38)
88107000	CAP Move-CWIP	UZ	2000000402	10/31/2012	85.19
88107000	CAP Move-CWIP	UN	2000000405	10/31/2012	(3,344.59)
88107000	CAP Move-CWIP	UN	2000000358	10/31/2012	(459.58)
88107000	CAP Move-CWIP	UN	2000000358	10/31/2012	459.58
88107000	CAP Move-CWIP	UZ	2000000389	10/31/2012	(58.55)
88107000	CAP Move-CWIP	UZ	2000000391	10/31/2012	(7.35)
88107000	CAP Move-CWIP	UN	2000000405	10/31/2012	65.90
88107000	CAP Move-CWIP	UN	2000000358	10/31/2012	(2,273.44)
88107000	CAP Move-CWIP	UN	2000000358	10/31/2012	2,273.44
88107000	CAP Move-CWIP	UZ	2000000370	10/31/2012	(0.50)
88107000	CAP Move-CWIP	UZ	2000000370	10/31/2012	(0.39)
88107000	CAP Move-CWIP	UN	2000000381	10/31/2012	0.89
88107000	CAP Move-CWIP	UZ	2000000389	10/31/2012	20.39
88107000	CAP Move-CWIP	UZ	2000000389	10/31/2012	3.27
88107000	CAP Move-CWIP	UZ	2000000389	10/31/2012	(14.61)
88107000	CAP Move-CWIP	UZ	2000000391	10/31/2012	289.09
88107000	CAP Move-CWIP	UZ	2000000391	10/31/2012	452.27
88107000	CAP Move-CWIP	UZ	2000000391	10/31/2012	36.72
88107000	CAP Move-CWIP	UZ	2000000399	10/31/2012	23.40
88107000	CAP Move-CWIP	UZ	2000000399	10/31/2012	5.17
88107000	CAP Move-CWIP	UZ	2000000399	10/31/2012	(1.46)
88107000	CAP Move-CWIP	UZ	2000000399	10/31/2012	0.15
88107000	CAP Move-CWIP	UZ	2000000400	10/31/2012	3.62
88107000	CAP Move-CWIP	UZ	2000000400	10/31/2012	(0.54)
88107000	CAP Move-CWIP	UZ	2000000400	10/31/2012	28.40
88107000	CAP Move-CWIP	UZ	2000000400	10/31/2012	178.04
88107000	CAP Move-CWIP	UZ	2000000400	10/31/2012	(0.20)
88107000	CAP Move-CWIP	UZ	2000000400	10/31/2012	72.59
88107000	CAP Move-CWIP	UZ	2000000400	10/31/2012	16.06
88107000	CAP Move-CWIP	UZ	2000000400	10/31/2012	2.09
88107000	CAP Move-CWIP	UZ	2000000402	10/31/2012	13.36
88107000	CAP Move-CWIP	UZ	2000000402	10/31/2012	6.43
88107000	CAP Move-CWIP	UZ	2000000402	10/31/2012	(0.30)
88107000	CAP Move-CWIP	UZ	2000000402	10/31/2012	12.59
88107000	CAP Move-CWIP	UN	2000000405	10/31/2012	(1,146.53)
88107000	CAP Move-CWIP	UZ	2000000414	10/31/2012	0.39
88107000	CAP Move-CWIP	UZ	2000000414	10/31/2012	0.50
88107000	CAP Move-CWIP	UN	2000000358	10/31/2012	6,163.17
88107000	CAP Move-CWIP	UN	2000000358	10/31/2012	(6,163.17)
88107000	CAP Move-CWIP	UZ	2000000370	10/31/2012	(2.03)

## Kentucky American Water Company

Case No. 2012-00520

Response to PSC DR1, Item 31

Account	Description	Doc Type	Document Number	Posting Date	Amount
88107000	CAP Move-CWIP	UZ	2000000370	10/31/2012	(2.65)
88107000	CAP Move-CWIP	UN	2000000381	10/31/2012	4.68
88107000	CAP Move-CWIP	UZ	2000000389	10/31/2012	(4.82)
88107000	CAP Move-CWIP	UZ	2000000389	10/31/2012	196.20
88107000	CAP Move-CWIP	UZ	2000000389	10/31/2012	24.98
88107000	CAP Move-CWIP	UZ	2000000389	10/31/2012	240.03
88107000	CAP Move-CWIP	UZ	2000000389	10/31/2012	76.37
88107000	CAP Move-CWIP	UZ	2000000391	10/31/2012	8.78
88107000	CAP Move-CWIP	UZ	2000000399	10/31/2012	13.36
88107000	CAP Move-CWIP	UZ	2000000399	10/31/2012	16.06
88107000	CAP Move-CWIP	UZ	2000000399	10/31/2012	0.15
88107000	CAP Move-CWIP	UZ	2000000399	10/31/2012	6.43
88107000	CAP Move-CWIP	UZ	2000000400	10/31/2012	2.09
88107000	CAP Move-CWIP	UZ	2000000400	10/31/2012	(0.20)
88107000	CAP Move-CWIP	UZ	2000000400	10/31/2012	23.40
88107000	CAP Move-CWIP	UZ	2000000402	10/31/2012	72.59
88107000	CAP Move-CWIP	UZ	2000000402	10/31/2012	12.59
88107000	CAP Move-CWIP	UZ	2000000402	10/31/2012	(1.46)
88107000	CAP Move-CWIP	UZ	2000000402	10/31/2012	(0.30)
88107000	CAP Move-CWIP	UZ	2000000402	10/31/2012	5.17
88107000	CAP Move-CWIP	UZ	2000000402	10/31/2012	3.62
88107000	CAP Move-CWIP	UZ	2000000402	10/31/2012	(0.54)
88107000	CAP Move-CWIP	UZ	2000000402	10/31/2012	28.40
88107000	CAP Move-CWIP	UZ	2000000402	10/31/2012	178.04
88107000	CAP Move-CWIP	UN	2000000405	10/31/2012	(900.94)
88107000	CAP Move-CWIP	UZ	2000000414	10/31/2012	2.65
88107000	CAP Move-CWIP	UZ	2000000414	10/31/2012	2.03
88107000	CAP Move-CWIP	UN	2000000358	10/31/2012	1,764.90
88107000	CAP Move-CWIP	UN	2000000358	10/31/2012	(1,764.90)
88107000	CAP Move-CWIP	UZ	2000000370	10/31/2012	(0.38)
88107000	CAP Move-CWIP	UZ	2000000370	10/31/2012	(0.29)
88107000	CAP Move-CWIP	UN	2000000381	10/31/2012	0.67
88107000	CAP Move-CWIP	UZ	2000000389	10/31/2012	26.71
88107000	CAP Move-CWIP	UZ	2000000389	10/31/2012	42.31
88107000	CAP Move-CWIP	UZ	2000000389	10/31/2012	363.99
88107000	CAP Move-CWIP	UZ	2000000389	10/31/2012	(9.98)
88107000	CAP Move-CWIP	UZ	2000000389	10/31/2012	227.78
88107000	CAP Move-CWIP	UZ	2000000391	10/31/2012	20.47
88107000	CAP Move-CWIP	UZ	2000000399	10/31/2012	267.06
88107000	CAP Move-CWIP	UZ	2000000399	10/31/2012	3.14
88107000	CAP Move-CWIP	UZ	2000000399	10/31/2012	(0.81)
88107000	CAP Move-CWIP	UZ	2000000400	10/31/2012	9.65
88107000	CAP Move-CWIP	UZ	2000000400	10/31/2012	18.89
88107000	CAP Move-CWIP	UZ	2000000400	10/31/2012	20.05
88107000	CAP Move-CWIP	UZ	2000000400	10/31/2012	35.11
88107000	CAP Move-CWIP	UZ	2000000400	10/31/2012	(0.45)
88107000	CAP Move-CWIP	UZ	2000000400	10/31/2012	(2.20)
88107000	CAP Move-CWIP	UZ	2000000402	10/31/2012	(0.30)
88107000	CAP Move-CWIP	UZ	2000000402	10/31/2012	24.08
88107000	CAP Move-CWIP	UZ	2000000402	10/31/2012	0.24
88107000	CAP Move-CWIP	UZ	2000000402	10/31/2012	42.60
88107000	CAP Move-CWIP	UZ	2000000402	10/31/2012	5.42
88107000	CAP Move-CWIP	UZ	2000000402	10/31/2012	7.76

## Kentucky American Water Company

Case No. 2012-00520

Response to PSC DR1, Item 31

Account	Description	Doc Type	Document Number	Posting Date	Amount
88107000	CAP Move-CWIP	UZ	2000000402	10/31/2012	108.88
88107000	CAP Move-CWIP	UN	2000000405	10/31/2012	(1,210.40)
88107000	CAP Move-CWIP	UZ	2000000414	10/31/2012	0.38
88107000	CAP Move-CWIP	UZ	2000000414	10/31/2012	0.29
88107000	CAP Move-CWIP	UN	2000000358	10/31/2012	(1,762.72)
88107000	CAP Move-CWIP	UN	2000000358	10/31/2012	1,762.72
88107000	CAP Move-CWIP	UZ	2000000370	10/31/2012	(0.29)
88107000	CAP Move-CWIP	UZ	2000000370	10/31/2012	(0.38)
88107000	CAP Move-CWIP	UN	2000000381	10/31/2012	0.67
88107000	CAP Move-CWIP	UZ	2000000389	10/31/2012	20.52
88107000	CAP Move-CWIP	UZ	2000000389	10/31/2012	363.99
88107000	CAP Move-CWIP	UZ	2000000389	10/31/2012	42.38
88107000	CAP Move-CWIP	UZ	2000000389	10/31/2012	227.78
88107000	CAP Move-CWIP	UZ	2000000389	10/31/2012	26.64
88107000	CAP Move-CWIP	UZ	2000000391	10/31/2012	(9.98)
88107000	CAP Move-CWIP	UZ	2000000392	10/31/2012	(0.45)
88107000	CAP Move-CWIP	UZ	2000000399	10/31/2012	24.08
88107000	CAP Move-CWIP	UZ	2000000399	10/31/2012	0.24
88107000	CAP Move-CWIP	UZ	2000000399	10/31/2012	108.88
88107000	CAP Move-CWIP	UZ	2000000399	10/31/2012	5.42
88107000	CAP Move-CWIP	UZ	2000000399	10/31/2012	267.06
88107000	CAP Move-CWIP	UZ	2000000400	10/31/2012	(0.30)
88107000	CAP Move-CWIP	UZ	2000000400	10/31/2012	20.05
88107000	CAP Move-CWIP	UZ	2000000400	10/31/2012	3.14
88107000	CAP Move-CWIP	UZ	2000000400	10/31/2012	(2.20)
88107000	CAP Move-CWIP	UZ	2000000400	10/31/2012	35.11
88107000	CAP Move-CWIP	UZ	2000000400	10/31/2012	18.89
88107000	CAP Move-CWIP	UZ	2000000402	10/31/2012	9.65
88107000	CAP Move-CWIP	UZ	2000000402	10/31/2012	42.60
88107000	CAP Move-CWIP	UZ	2000000402	10/31/2012	(0.81)
88107000	CAP Move-CWIP	UZ	2000000402	10/31/2012	7.76
88107000	CAP Move-CWIP	UN	2000000405	10/31/2012	(1,210.45)
88107000	CAP Move-CWIP	UZ	2000000414	10/31/2012	0.29
88107000	CAP Move-CWIP	UZ	2000000414	10/31/2012	0.38
88107000	CAP Move-CWIP	UN	2000000358	10/31/2012	(1,780.92)
88107000	CAP Move-CWIP	UN	2000000358	10/31/2012	1,780.92
88107000	CAP Move-CWIP	UZ	2000000370	10/31/2012	(0.30)
88107000	CAP Move-CWIP	UZ	2000000370	10/31/2012	(0.39)
88107000	CAP Move-CWIP	UN	2000000381	10/31/2012	0.69
88107000	CAP Move-CWIP	UZ	2000000389	10/31/2012	42.31
88107000	CAP Move-CWIP	UZ	2000000389	10/31/2012	26.71
88107000	CAP Move-CWIP	UZ	2000000389	10/31/2012	20.47
88107000	CAP Move-CWIP	UZ	2000000389	10/31/2012	227.78
88107000	CAP Move-CWIP	UZ	2000000391	10/31/2012	(9.98)
88107000	CAP Move-CWIP	UZ	2000000391	10/31/2012	363.99
88107000	CAP Move-CWIP	UZ	2000000392	10/31/2012	24.08
88107000	CAP Move-CWIP	UZ	2000000392	10/31/2012	7.76
88107000	CAP Move-CWIP	UZ	2000000392	10/31/2012	(2.20)
88107000	CAP Move-CWIP	UZ	2000000399	10/31/2012	108.88
88107000	CAP Move-CWIP	UZ	2000000399	10/31/2012	5.42
88107000	CAP Move-CWIP	UZ	2000000399	10/31/2012	(0.30)
88107000	CAP Move-CWIP	UZ	2000000399	10/31/2012	20.05
88107000	CAP Move-CWIP	UZ	2000000399	10/31/2012	267.06



## Kentucky American Water Company

Case No. 2012-00520

Response to PSC DR1, Item 31

Account	Description	Doc Type	Document Number	Posting Date	Amount
88107000	CAP Move-CWIP	UZ	2000000399	10/31/2012	0.24
88107000	CAP Move-CWIP	UZ	2000000400	10/31/2012	42.60
88107000	CAP Move-CWIP	UZ	2000000400	10/31/2012	35.11
88107000	CAP Move-CWIP	UZ	2000000400	10/31/2012	3.14
88107000	CAP Move-CWIP	UZ	2000000400	10/31/2012	18.89
88107000	CAP Move-CWIP	UZ	2000000400	10/31/2012	(0.45)
88107000	CAP Move-CWIP	UZ	2000000402	10/31/2012	9.65
88107000	CAP Move-CWIP	UZ	2000000402	10/31/2012	(0.81)
88107000	CAP Move-CWIP	UN	2000000405	10/31/2012	(1,210.40)
88107000	CAP Move-CWIP	UZ	2000000414	10/31/2012	0.39
88107000	CAP Move-CWIP	UZ	2000000414	10/31/2012	0.30
88107000	CAP Move-CWIP	UN	2000000358	10/31/2012	40,946.34
88107000	CAP Move-CWIP	UN	2000000358	10/31/2012	(40,946.34)
88107000	CAP Move-CWIP	UZ	2000000370	10/31/2012	(12.13)
88107000	CAP Move-CWIP	UZ	2000000370	10/31/2012	(15.82)
88107000	CAP Move-CWIP	UN	2000000381	10/31/2012	27.95
88107000	CAP Move-CWIP	UZ	2000000388	10/31/2012	(5,350.17)
88107000	CAP Move-CWIP	UZ	2000000389	10/31/2012	2,290.10
88107000	CAP Move-CWIP	UZ	2000000389	10/31/2012	286.84
88107000	CAP Move-CWIP	UZ	2000000389	10/31/2012	77.69
88107000	CAP Move-CWIP	UZ	2000000389	10/31/2012	2,214.10
88107000	CAP Move-CWIP	UZ	2000000389	10/31/2012	(84.86)
88107000	CAP Move-CWIP	UZ	2000000391	10/31/2012	633.33
88107000	CAP Move-CWIP	UZ	2000000399	10/31/2012	(1.80)
88107000	CAP Move-CWIP	UZ	2000000399	10/31/2012	435.52
88107000	CAP Move-CWIP	UZ	2000000399	10/31/2012	(8.77)
88107000	CAP Move-CWIP	UZ	2000000400	10/31/2012	80.22
88107000	CAP Move-CWIP	UZ	2000000400	10/31/2012	31.03
88107000	CAP Move-CWIP	UZ	2000000400	10/31/2012	12.56
88107000	CAP Move-CWIP	UZ	2000000402	10/31/2012	170.39
88107000	CAP Move-CWIP	UZ	2000000402	10/31/2012	(1.21)
88107000	CAP Move-CWIP	UZ	2000000402	10/31/2012	75.54
88107000	CAP Move-CWIP	UZ	2000000402	10/31/2012	1,068.25
88107000	CAP Move-CWIP	UZ	2000000402	10/31/2012	96.33
88107000	CAP Move-CWIP	UZ	2000000402	10/31/2012	0.94
88107000	CAP Move-CWIP	UZ	2000000402	10/31/2012	140.43
88107000	CAP Move-CWIP	UZ	2000000402	10/31/2012	21.69
88107000	CAP Move-CWIP	UZ	2000000402	10/31/2012	(3.25)
88107000	CAP Move-CWIP	UZ	2000000402	10/31/2012	38.58
88107000	CAP Move-CWIP	UN	2000000405	10/31/2012	(2,223.48)
88107000	CAP Move-CWIP	UZ	2000000414	10/31/2012	12.13
88107000	CAP Move-CWIP	UZ	2000000414	10/31/2012	15.82
88107000	CAP Move-CWIP	UN	2000000358	10/31/2012	58,052.00
88107000	CAP Move-CWIP	UN	2000000358	10/31/2012	(58,052.00)
88107000	CAP Move-CWIP	UZ	2000000370	10/31/2012	(21.18)
88107000	CAP Move-CWIP	UZ	2000000370	10/31/2012	(16.25)
88107000	CAP Move-CWIP	UN	2000000381	10/31/2012	37.43
88107000	CAP Move-CWIP	UZ	2000000388	10/31/2012	(5,350.17)
88107000	CAP Move-CWIP	UZ	2000000388	10/31/2012	(181.95)
88107000	CAP Move-CWIP	UZ	2000000389	10/31/2012	89.21
88107000	CAP Move-CWIP	UZ	2000000389	10/31/2012	250.72
88107000	CAP Move-CWIP	UZ	2000000391	10/31/2012	1,453.27
88107000	CAP Move-CWIP	UZ	2000000391	10/31/2012	3,478.37

## Kentucky American Water Company

Case No. 2012-00520

Response to PSC DR1, Item 31

Account	Description	Doc Type	Document Number	Posting Date	Amount
88107000	CAP Move-CWIP	UZ	2000000391	10/31/2012	2,523.21
88107000	CAP Move-CWIP	UZ	2000000399	10/31/2012	40.09
88107000	CAP Move-CWIP	UZ	2000000399	10/31/2012	37.77
88107000	CAP Move-CWIP	UZ	2000000399	10/31/2012	(1.62)
88107000	CAP Move-CWIP	UZ	2000000400	10/31/2012	(0.90)
88107000	CAP Move-CWIP	UZ	2000000400	10/31/2012	217.77
88107000	CAP Move-CWIP	UZ	2000000400	10/31/2012	10.84
88107000	CAP Move-CWIP	UZ	2000000400	10/31/2012	(4.38)
88107000	CAP Move-CWIP	UZ	2000000400	10/31/2012	70.21
88107000	CAP Move-CWIP	UZ	2000000400	10/31/2012	15.51
88107000	CAP Move-CWIP	UZ	2000000400	10/31/2012	48.17
88107000	CAP Move-CWIP	UZ	2000000400	10/31/2012	534.12
88107000	CAP Move-CWIP	UZ	2000000400	10/31/2012	19.29
88107000	CAP Move-CWIP	UZ	2000000400	10/31/2012	85.19
88107000	CAP Move-CWIP	UZ	2000000402	10/31/2012	0.47
88107000	CAP Move-CWIP	UZ	2000000402	10/31/2012	(0.60)
88107000	CAP Move-CWIP	UZ	2000000402	10/31/2012	6.27
88107000	CAP Move-CWIP	UN	2000000405	10/31/2012	(3,340.86)
88107000	CAP Move-CWIP	UZ	2000000414	10/31/2012	16.25
88107000	CAP Move-CWIP	UZ	2000000414	10/31/2012	21.18
88107000	CAP Move-CWIP	UN	2000000358	10/31/2012	(46,826.44)
88107000	CAP Move-CWIP	UN	2000000358	10/31/2012	46,826.44
88107000	CAP Move-CWIP	UZ	2000000370	10/31/2012	(15.22)
88107000	CAP Move-CWIP	UZ	2000000370	10/31/2012	(11.68)
88107000	CAP Move-CWIP	UN	2000000381	10/31/2012	26.90
88107000	CAP Move-CWIP	UZ	2000000389	10/31/2012	(179.60)
88107000	CAP Move-CWIP	UZ	2000000389	10/31/2012	1,525.96
88107000	CAP Move-CWIP	UZ	2000000389	10/31/2012	87.02
88107000	CAP Move-CWIP	UZ	2000000389	10/31/2012	1,717.23
88107000	CAP Move-CWIP	UZ	2000000389	10/31/2012	83.72
88107000	CAP Move-CWIP	UZ	2000000389	10/31/2012	(5,350.17)
88107000	CAP Move-CWIP	UZ	2000000391	10/31/2012	321.06
88107000	CAP Move-CWIP	UZ	2000000391	10/31/2012	5,263.21
88107000	CAP Move-CWIP	UZ	2000000399	10/31/2012	(2.61)
88107000	CAP Move-CWIP	UZ	2000000399	10/31/2012	(7.04)
88107000	CAP Move-CWIP	UZ	2000000399	10/31/2012	173.78
88107000	CAP Move-CWIP	UZ	2000000400	10/31/2012	369.18
88107000	CAP Move-CWIP	UZ	2000000400	10/31/2012	(18.99)
88107000	CAP Move-CWIP	UZ	2000000400	10/31/2012	46.98
88107000	CAP Move-CWIP	UZ	2000000400	10/31/2012	163.68
88107000	CAP Move-CWIP	UZ	2000000400	10/31/2012	2.04
88107000	CAP Move-CWIP	UZ	2000000400	10/31/2012	27.20
88107000	CAP Move-CWIP	UZ	2000000400	10/31/2012	2,314.53
88107000	CAP Move-CWIP	UZ	2000000400	10/31/2012	83.60
88107000	CAP Move-CWIP	UZ	2000000402	10/31/2012	(3.90)
88107000	CAP Move-CWIP	UZ	2000000402	10/31/2012	208.72
88107000	CAP Move-CWIP	UZ	2000000402	10/31/2012	304.26
88107000	CAP Move-CWIP	UZ	2000000402	10/31/2012	67.23
88107000	CAP Move-CWIP	UZ	2000000402	10/31/2012	943.63
88107000	CAP Move-CWIP	UN	2000000405	10/31/2012	(8,140.72)
88107000	CAP Move-CWIP	UZ	2000000414	10/31/2012	15.22
88107000	CAP Move-CWIP	UZ	2000000414	10/31/2012	11.68
88107000	CAP Move-CWIP	UN	2000000358	10/31/2012	1,770.60

## Kentucky American Water Company

Case No. 2012-00520

Response to PSC DR1, Item 31

Account	Description	Doc Type	Document Number	Posting Date	Amount
88107000	CAP Move-CWIP	UN	2000000358	10/31/2012	(1,770.60)
88107000	CAP Move-CWIP	UZ	2000000370	10/31/2012	(0.41)
88107000	CAP Move-CWIP	UZ	2000000370	10/31/2012	(0.31)
88107000	CAP Move-CWIP	UN	2000000381	10/31/2012	0.72
88107000	CAP Move-CWIP	UZ	2000000388	10/31/2012	29.28
88107000	CAP Move-CWIP	UZ	2000000389	10/31/2012	85.75
88107000	CAP Move-CWIP	UZ	2000000389	10/31/2012	50.46
88107000	CAP Move-CWIP	UZ	2000000391	10/31/2012	538.55
88107000	CAP Move-CWIP	UZ	2000000391	10/31/2012	(8.73)
88107000	CAP Move-CWIP	UZ	2000000392	10/31/2012	16.09
88107000	CAP Move-CWIP	UZ	2000000399	10/31/2012	9.04
88107000	CAP Move-CWIP	UZ	2000000400	10/31/2012	(1.35)
88107000	CAP Move-CWIP	UZ	2000000400	10/31/2012	12.93
88107000	CAP Move-CWIP	UZ	2000000400	10/31/2012	(0.75)
88107000	CAP Move-CWIP	UZ	2000000400	10/31/2012	181.47
88107000	CAP Move-CWIP	UZ	2000000400	10/31/2012	31.48
88107000	CAP Move-CWIP	UZ	2000000402	10/31/2012	(3.65)
88107000	CAP Move-CWIP	UZ	2000000402	10/31/2012	445.10
88107000	CAP Move-CWIP	UZ	2000000402	10/31/2012	0.39
88107000	CAP Move-CWIP	UZ	2000000402	10/31/2012	71.00
88107000	CAP Move-CWIP	UZ	2000000402	10/31/2012	5.23
88107000	CAP Move-CWIP	UZ	2000000402	10/31/2012	33.42
88107000	CAP Move-CWIP	UZ	2000000402	10/31/2012	40.14
88107000	CAP Move-CWIP	UZ	2000000402	10/31/2012	(0.50)
88107000	CAP Move-CWIP	UZ	2000000402	10/31/2012	58.51
88107000	CAP Move-CWIP	UN	2000000405	10/31/2012	(1,593.86)
88107000	CAP Move-CWIP	UZ	2000000414	10/31/2012	0.31
88107000	CAP Move-CWIP	UZ	2000000414	10/31/2012	0.41
88107000	CAP Move-CWIP	UN	2000000358	10/31/2012	(1,756.70)
88107000	CAP Move-CWIP	UN	2000000358	10/31/2012	1,756.70
88107000	CAP Move-CWIP	UZ	2000000370	10/31/2012	(0.41)
88107000	CAP Move-CWIP	UZ	2000000370	10/31/2012	(0.31)
88107000	CAP Move-CWIP	UN	2000000381	10/31/2012	0.72
88107000	CAP Move-CWIP	UZ	2000000389	10/31/2012	27.54
88107000	CAP Move-CWIP	UZ	2000000389	10/31/2012	75.35
88107000	CAP Move-CWIP	UZ	2000000389	10/31/2012	27.32
88107000	CAP Move-CWIP	UZ	2000000389	10/31/2012	499.56
88107000	CAP Move-CWIP	UZ	2000000389	10/31/2012	(8.63)
88107000	CAP Move-CWIP	UZ	2000000399	10/31/2012	(2.92)
88107000	CAP Move-CWIP	UZ	2000000399	10/31/2012	46.81
88107000	CAP Move-CWIP	UZ	2000000400	10/31/2012	356.09
88107000	CAP Move-CWIP	UZ	2000000400	10/31/2012	10.34
88107000	CAP Move-CWIP	UZ	2000000400	10/31/2012	(0.40)
88107000	CAP Move-CWIP	UZ	2000000400	10/31/2012	145.18
88107000	CAP Move-CWIP	UZ	2000000400	10/31/2012	(0.60)
88107000	CAP Move-CWIP	UZ	2000000400	10/31/2012	12.86
88107000	CAP Move-CWIP	UZ	2000000400	10/31/2012	4.19
88107000	CAP Move-CWIP	UZ	2000000400	10/31/2012	26.73
88107000	CAP Move-CWIP	UZ	2000000400	10/31/2012	25.18
88107000	CAP Move-CWIP	UZ	2000000400	10/31/2012	7.23
88107000	CAP Move-CWIP	UZ	2000000402	10/31/2012	56.80
88107000	CAP Move-CWIP	UZ	2000000402	10/31/2012	0.31
88107000	CAP Move-CWIP	UZ	2000000402	10/31/2012	(1.08)

## Kentucky American Water Company

Case No. 2012-00520

Response to PSC DR1, Item 31

Account	Description	Doc Type	Document Number	Posting Date	Amount
88107000	CAP Move-CWIP	UZ	2000000403	10/31/2012	32.11
88107000	CAP Move-CWIP	UN	2000000405	10/31/2012	(1,339.97)
88107000	CAP Move-CWIP	UZ	2000000414	10/31/2012	0.31
88107000	CAP Move-CWIP	UZ	2000000414	10/31/2012	0.41
88107000	CAP Move-CWIP	UN	2000000358	10/31/2012	658.88
88107000	CAP Move-CWIP	UN	2000000358	10/31/2012	(658.88)
88107000	CAP Move-CWIP	UZ	2000000370	10/31/2012	(0.13)
88107000	CAP Move-CWIP	UZ	2000000370	10/31/2012	(0.16)
88107000	CAP Move-CWIP	UN	2000000381	10/31/2012	0.29
88107000	CAP Move-CWIP	UZ	2000000389	10/31/2012	21.61
88107000	CAP Move-CWIP	UZ	2000000389	10/31/2012	10.48
88107000	CAP Move-CWIP	UZ	2000000391	10/31/2012	(2.65)
88107000	CAP Move-CWIP	UZ	2000000391	10/31/2012	2.30
88107000	CAP Move-CWIP	UZ	2000000391	10/31/2012	172.78
88107000	CAP Move-CWIP	UZ	2000000392	10/31/2012	6.70
88107000	CAP Move-CWIP	UZ	2000000399	10/31/2012	1.04
88107000	CAP Move-CWIP	UZ	2000000399	10/31/2012	(0.10)
88107000	CAP Move-CWIP	UZ	2000000399	10/31/2012	14.20
88107000	CAP Move-CWIP	UZ	2000000399	10/31/2012	(0.73)
88107000	CAP Move-CWIP	UZ	2000000400	10/31/2012	0.08
88107000	CAP Move-CWIP	UZ	2000000400	10/31/2012	2.59
88107000	CAP Move-CWIP	UZ	2000000400	10/31/2012	11.70
88107000	CAP Move-CWIP	UZ	2000000400	10/31/2012	3.22
88107000	CAP Move-CWIP	UZ	2000000400	10/31/2012	8.03
88107000	CAP Move-CWIP	UZ	2000000402	10/31/2012	6.30
88107000	CAP Move-CWIP	UZ	2000000402	10/31/2012	1.80
88107000	CAP Move-CWIP	UZ	2000000402	10/31/2012	89.03
88107000	CAP Move-CWIP	UZ	2000000402	10/31/2012	(0.27)
88107000	CAP Move-CWIP	UZ	2000000402	10/31/2012	(0.15)
88107000	CAP Move-CWIP	UZ	2000000402	10/31/2012	36.30
88107000	CAP Move-CWIP	UN	2000000405	10/31/2012	(384.26)
88107000	CAP Move-CWIP	UZ	2000000414	10/31/2012	0.13
88107000	CAP Move-CWIP	UZ	2000000414	10/31/2012	0.16
88107000	CAP Move-CWIP	UN	2000000358	10/31/2012	(735.75)
88107000	CAP Move-CWIP	UN	2000000358	10/31/2012	735.75
88107000	CAP Move-CWIP	UZ	2000000370	10/31/2012	(0.25)
88107000	CAP Move-CWIP	UZ	2000000370	10/31/2012	(0.32)
88107000	CAP Move-CWIP	UN	2000000381	10/31/2012	0.57
88107000	CAP Move-CWIP	UZ	2000000391	10/31/2012	(0.78)
88107000	CAP Move-CWIP	UN	2000000405	10/31/2012	0.78
88107000	CAP Move-CWIP	UZ	2000000414	10/31/2012	0.25
88107000	CAP Move-CWIP	UZ	2000000414	10/31/2012	0.32
88107000	CAP Move-CWIP	UN	2000000358	10/31/2012	(272.27)
88107000	CAP Move-CWIP	UN	2000000358	10/31/2012	272.27
88107000	CAP Move-CWIP	UZ	2000000370	10/31/2012	(0.26)
88107000	CAP Move-CWIP	UZ	2000000370	10/31/2012	(0.20)
88107000	CAP Move-CWIP	UN	2000000380	10/31/2012	0.46
88107000	CAP Move-CWIP	UZ	2000000389	10/31/2012	4.49
88107000	CAP Move-CWIP	UN	2000000405	10/31/2012	(4.49)
88107000	CAP Move-CWIP	UZ	2000000414	10/31/2012	0.20
88107000	CAP Move-CWIP	UZ	2000000414	10/31/2012	0.26
88107000	CAP Move-CWIP	UZ	2000000388	10/31/2012	50.47
88107000	CAP Move-CWIP	UZ	2000000389	10/31/2012	(62.58)

## Kentucky American Water Company

Case No. 2012-00520

Response to PSC DR1, Item 31

Account	Description	Doc Type	Document Number	Posting Date	Amount
88107000	CAP Move-CWIP	UZ	2000000389	10/31/2012	19.59
88107000	CAP Move-CWIP	UZ	2000000391	10/31/2012	773.99
88107000	CAP Move-CWIP	UZ	2000000391	10/31/2012	327.56
88107000	CAP Move-CWIP	UZ	2000000399	10/31/2012	18.89
88107000	CAP Move-CWIP	UZ	2000000399	10/31/2012	3.14
88107000	CAP Move-CWIP	UZ	2000000399	10/31/2012	20.05
88107000	CAP Move-CWIP	UZ	2000000399	10/31/2012	(0.45)
88107000	CAP Move-CWIP	UZ	2000000400	10/31/2012	108.88
88107000	CAP Move-CWIP	UZ	2000000400	10/31/2012	7.76
88107000	CAP Move-CWIP	UZ	2000000400	10/31/2012	9.65
88107000	CAP Move-CWIP	UZ	2000000400	10/31/2012	5.42
88107000	CAP Move-CWIP	UZ	2000000400	10/31/2012	(0.30)
88107000	CAP Move-CWIP	UZ	2000000402	10/31/2012	35.11
88107000	CAP Move-CWIP	UZ	2000000402	10/31/2012	(0.81)
88107000	CAP Move-CWIP	UZ	2000000402	10/31/2012	(2.20)
88107000	CAP Move-CWIP	UZ	2000000402	10/31/2012	24.08
88107000	CAP Move-CWIP	UZ	2000000402	10/31/2012	42.60
88107000	CAP Move-CWIP	UZ	2000000402	10/31/2012	267.06
88107000	CAP Move-CWIP	UZ	2000000402	10/31/2012	0.24
88107000	CAP Move-CWIP	UN	2000000405	10/31/2012	(1,648.15)
88107000	CAP Move-CWIP	UZ	2000000389	10/31/2012	271.63
88107000	CAP Move-CWIP	UZ	2000000389	10/31/2012	16.77
88107000	CAP Move-CWIP	UZ	2000000389	10/31/2012	75.14
88107000	CAP Move-CWIP	UZ	2000000389	10/31/2012	316.55
88107000	CAP Move-CWIP	UZ	2000000391	10/31/2012	(32.28)
88107000	CAP Move-CWIP	UZ	2000000392	10/31/2012	(0.20)
88107000	CAP Move-CWIP	UZ	2000000399	10/31/2012	(0.30)
88107000	CAP Move-CWIP	UZ	2000000399	10/31/2012	16.06
88107000	CAP Move-CWIP	UZ	2000000399	10/31/2012	6.43
88107000	CAP Move-CWIP	UZ	2000000400	10/31/2012	(0.54)
88107000	CAP Move-CWIP	UZ	2000000400	10/31/2012	178.04
88107000	CAP Move-CWIP	UZ	2000000400	10/31/2012	5.17
88107000	CAP Move-CWIP	UZ	2000000400	10/31/2012	0.15
88107000	CAP Move-CWIP	UZ	2000000402	10/31/2012	23.40
88107000	CAP Move-CWIP	UZ	2000000402	10/31/2012	(1.46)
88107000	CAP Move-CWIP	UZ	2000000402	10/31/2012	13.36
88107000	CAP Move-CWIP	UZ	2000000402	10/31/2012	12.59
88107000	CAP Move-CWIP	UZ	2000000402	10/31/2012	28.40
88107000	CAP Move-CWIP	UZ	2000000402	10/31/2012	2.09
88107000	CAP Move-CWIP	UZ	2000000402	10/31/2012	3.62
88107000	CAP Move-CWIP	UZ	2000000402	10/31/2012	72.59
88107000	CAP Move-CWIP	UN	2000000405	10/31/2012	(1,007.21)
88107000	CAP Move-CWIP	UZ	2000000389	10/31/2012	36.53
88107000	CAP Move-CWIP	UZ	2000000389	10/31/2012	(68.75)
88107000	CAP Move-CWIP	UZ	2000000389	10/31/2012	534.76
88107000	CAP Move-CWIP	UZ	2000000390	10/31/2012	861.23
88107000	CAP Move-CWIP	UZ	2000000391	10/31/2012	37.20
88107000	CAP Move-CWIP	UZ	2000000399	10/31/2012	445.10
88107000	CAP Move-CWIP	UZ	2000000399	10/31/2012	(1.35)
88107000	CAP Move-CWIP	UZ	2000000400	10/31/2012	16.09
88107000	CAP Move-CWIP	UZ	2000000400	10/31/2012	31.48
88107000	CAP Move-CWIP	UZ	2000000400	10/31/2012	9.04
88107000	CAP Move-CWIP	UZ	2000000400	10/31/2012	(3.65)

## Kentucky American Water Company

Case No. 2012-00520

Response to PSC DR1, Item 31

Account	Description	Doc Type	Document Number	Posting Date	Amount
88107000	CAP Move-CWIP	UZ	2000000400	10/31/2012	181.47
88107000	CAP Move-CWIP	UZ	2000000400	10/31/2012	(0.75)
88107000	CAP Move-CWIP	UZ	2000000400	10/31/2012	12.93
88107000	CAP Move-CWIP	UZ	2000000402	10/31/2012	(0.50)
88107000	CAP Move-CWIP	UZ	2000000402	10/31/2012	0.39
88107000	CAP Move-CWIP	UZ	2000000402	10/31/2012	33.42
88107000	CAP Move-CWIP	UZ	2000000402	10/31/2012	5.23
88107000	CAP Move-CWIP	UZ	2000000402	10/31/2012	71.00
88107000	CAP Move-CWIP	UZ	2000000402	10/31/2012	58.51
88107000	CAP Move-CWIP	UZ	2000000402	10/31/2012	40.14
88107000	CAP Move-CWIP	UN	2000000405	10/31/2012	(2,299.52)
88107000	CAP Move-CWIP	UZ	2000000389	10/31/2012	20.14
88107000	CAP Move-CWIP	UZ	2000000389	10/31/2012	50.95
88107000	CAP Move-CWIP	UZ	2000000389	10/31/2012	165.67
88107000	CAP Move-CWIP	UZ	2000000389	10/31/2012	80.15
88107000	CAP Move-CWIP	UZ	2000000389	10/31/2012	691.93
88107000	CAP Move-CWIP	UZ	2000000389	10/31/2012	(19.74)
88107000	CAP Move-CWIP	UZ	2000000391	10/31/2012	1,300.37
88107000	CAP Move-CWIP	UZ	2000000399	10/31/2012	15.51
88107000	CAP Move-CWIP	UZ	2000000399	10/31/2012	85.19
88107000	CAP Move-CWIP	UZ	2000000400	10/31/2012	(4.38)
88107000	CAP Move-CWIP	UZ	2000000400	10/31/2012	70.21
88107000	CAP Move-CWIP	UZ	2000000400	10/31/2012	10.84
88107000	CAP Move-CWIP	UZ	2000000400	10/31/2012	(0.60)
88107000	CAP Move-CWIP	UZ	2000000400	10/31/2012	19.29
88107000	CAP Move-CWIP	UZ	2000000400	10/31/2012	6.27
88107000	CAP Move-CWIP	UZ	2000000400	10/31/2012	40.09
88107000	CAP Move-CWIP	UZ	2000000400	10/31/2012	37.77
88107000	CAP Move-CWIP	UZ	2000000400	10/31/2012	(1.62)
88107000	CAP Move-CWIP	UZ	2000000402	10/31/2012	(0.90)
88107000	CAP Move-CWIP	UZ	2000000402	10/31/2012	0.47
88107000	CAP Move-CWIP	UZ	2000000402	10/31/2012	217.77
88107000	CAP Move-CWIP	UZ	2000000402	10/31/2012	534.12
88107000	CAP Move-CWIP	UZ	2000000402	10/31/2012	48.17
88107000	CAP Move-CWIP	UN	2000000405	10/31/2012	(3,367.67)
88107000	CAP Move-CWIP	UN	2000000358	10/31/2012	(2,569.03)
88107000	CAP Move-CWIP	UN	2000000358	10/31/2012	2,569.03
88107000	CAP Move-CWIP	UZ	2000000370	10/31/2012	(0.21)
88107000	CAP Move-CWIP	UZ	2000000370	10/31/2012	(0.17)
88107000	CAP Move-CWIP	UN	2000000381	10/31/2012	0.38
88107000	CAP Move-CWIP	UZ	2000000389	10/31/2012	25.98
88107000	CAP Move-CWIP	UZ	2000000389	10/31/2012	326.94
88107000	CAP Move-CWIP	UZ	2000000389	10/31/2012	15.10
88107000	CAP Move-CWIP	UZ	2000000389	10/31/2012	252.95
88107000	CAP Move-CWIP	UZ	2000000391	10/31/2012	(31.84)
88107000	CAP Move-CWIP	UZ	2000000399	10/31/2012	12.59
88107000	CAP Move-CWIP	UZ	2000000400	10/31/2012	6.43
88107000	CAP Move-CWIP	UZ	2000000400	10/31/2012	2.09
88107000	CAP Move-CWIP	UZ	2000000400	10/31/2012	(0.54)
88107000	CAP Move-CWIP	UZ	2000000400	10/31/2012	23.40
88107000	CAP Move-CWIP	UZ	2000000400	10/31/2012	0.15
88107000	CAP Move-CWIP	UZ	2000000400	10/31/2012	28.40
88107000	CAP Move-CWIP	UZ	2000000400	10/31/2012	5.17

## Kentucky American Water Company

Case No. 2012-00520

Response to PSC DR1, Item 31

Account	Description	Doc Type	Document Number	Posting Date	Amount
88107000	CAP Move-CWIP	UZ	2000000400	10/31/2012	178.04
88107000	CAP Move-CWIP	UZ	2000000402	10/31/2012	(0.20)
88107000	CAP Move-CWIP	UZ	2000000402	10/31/2012	(1.46)
88107000	CAP Move-CWIP	UZ	2000000402	10/31/2012	3.62
88107000	CAP Move-CWIP	UZ	2000000402	10/31/2012	16.06
88107000	CAP Move-CWIP	UZ	2000000402	10/31/2012	72.59
88107000	CAP Move-CWIP	UZ	2000000402	10/31/2012	13.36
88107000	CAP Move-CWIP	UZ	2000000402	10/31/2012	(0.30)
88107000	CAP Move-CWIP	UN	2000000405	10/31/2012	(948.53)
88107000	CAP Move-CWIP	UZ	2000000414	10/31/2012	0.17
88107000	CAP Move-CWIP	UZ	2000000414	10/31/2012	0.21
88107000	CAP Move-CWIP	UN	2000000358	10/31/2012	(2,771.23)
88107000	CAP Move-CWIP	UN	2000000358	10/31/2012	2,771.23
88107000	CAP Move-CWIP	UZ	2000000370	10/31/2012	(0.17)
88107000	CAP Move-CWIP	UZ	2000000370	10/31/2012	(0.13)
88107000	CAP Move-CWIP	UN	2000000381	10/31/2012	0.30
88107000	CAP Move-CWIP	UZ	2000000389	10/31/2012	329.26
88107000	CAP Move-CWIP	UZ	2000000389	10/31/2012	32.57
88107000	CAP Move-CWIP	UZ	2000000389	10/31/2012	17.47
88107000	CAP Move-CWIP	UZ	2000000389	10/31/2012	(33.20)
88107000	CAP Move-CWIP	UZ	2000000391	10/31/2012	515.78
88107000	CAP Move-CWIP	UZ	2000000392	10/31/2012	(0.30)
88107000	CAP Move-CWIP	UZ	2000000399	10/31/2012	20.05
88107000	CAP Move-CWIP	UZ	2000000399	10/31/2012	(2.20)
88107000	CAP Move-CWIP	UZ	2000000399	10/31/2012	7.76
88107000	CAP Move-CWIP	UZ	2000000399	10/31/2012	5.42
88107000	CAP Move-CWIP	UZ	2000000399	10/31/2012	9.65
88107000	CAP Move-CWIP	UZ	2000000400	10/31/2012	108.88
88107000	CAP Move-CWIP	UZ	2000000400	10/31/2012	35.11
88107000	CAP Move-CWIP	UZ	2000000400	10/31/2012	(0.81)
88107000	CAP Move-CWIP	UZ	2000000400	10/31/2012	0.24
88107000	CAP Move-CWIP	UZ	2000000400	10/31/2012	42.60
88107000	CAP Move-CWIP	UZ	2000000402	10/31/2012	24.08
88107000	CAP Move-CWIP	UZ	2000000402	10/31/2012	267.06
88107000	CAP Move-CWIP	UZ	2000000402	10/31/2012	18.89
88107000	CAP Move-CWIP	UZ	2000000402	10/31/2012	3.14
88107000	CAP Move-CWIP	UZ	2000000403	10/31/2012	(0.45)
88107000	CAP Move-CWIP	UN	2000000405	10/31/2012	(1,401.00)
88107000	CAP Move-CWIP	UZ	2000000414	10/31/2012	0.17
88107000	CAP Move-CWIP	UZ	2000000414	10/31/2012	0.13
88107000	CAP Move-CWIP	UN	2000000358	10/31/2012	2,669.65
88107000	CAP Move-CWIP	UN	2000000358	10/31/2012	(2,669.65)
88107000	CAP Move-CWIP	UZ	2000000370	10/31/2012	(0.20)
88107000	CAP Move-CWIP	UZ	2000000370	10/31/2012	(0.26)
88107000	CAP Move-CWIP	UN	2000000381	10/31/2012	0.46
88107000	CAP Move-CWIP	UZ	2000000389	10/31/2012	235.65
88107000	CAP Move-CWIP	UZ	2000000389	10/31/2012	(31.70)
88107000	CAP Move-CWIP	UZ	2000000389	10/31/2012	325.34
88107000	CAP Move-CWIP	UZ	2000000391	10/31/2012	25.05
88107000	CAP Move-CWIP	UZ	2000000391	10/31/2012	13.76
88107000	CAP Move-CWIP	UZ	2000000399	10/31/2012	(0.30)
88107000	CAP Move-CWIP	UZ	2000000399	10/31/2012	5.17
88107000	CAP Move-CWIP	UZ	2000000400	10/31/2012	(0.54)

## Kentucky American Water Company

Case No. 2012-00520

Response to PSC DR1, Item 31

Account	Description	Doc Type	Document Number	Posting Date	Amount
88107000	CAP Move-CWIP	UZ	2000000400	10/31/2012	28.40
88107000	CAP Move-CWIP	UZ	2000000400	10/31/2012	2.09
88107000	CAP Move-CWIP	UZ	2000000400	10/31/2012	6.43
88107000	CAP Move-CWIP	UZ	2000000400	10/31/2012	3.62
88107000	CAP Move-CWIP	UZ	2000000400	10/31/2012	23.40
88107000	CAP Move-CWIP	UZ	2000000400	10/31/2012	12.59
88107000	CAP Move-CWIP	UZ	2000000400	10/31/2012	13.36
88107000	CAP Move-CWIP	UZ	2000000400	10/31/2012	16.06
88107000	CAP Move-CWIP	UZ	2000000400	10/31/2012	(1.46)
88107000	CAP Move-CWIP	UZ	2000000400	10/31/2012	72.59
88107000	CAP Move-CWIP	UZ	2000000402	10/31/2012	0.15
88107000	CAP Move-CWIP	UZ	2000000402	10/31/2012	(0.20)
88107000	CAP Move-CWIP	UZ	2000000402	10/31/2012	178.04
88107000	CAP Move-CWIP	UN	2000000405	10/31/2012	(927.50)
88107000	CAP Move-CWIP	UZ	2000000414	10/31/2012	0.20
88107000	CAP Move-CWIP	UZ	2000000414	10/31/2012	0.26
88107000	CAP Move-CWIP	UZ	2000000389	10/31/2012	20.03
88107000	CAP Move-CWIP	UZ	2000000389	10/31/2012	6.75
88107000	CAP Move-CWIP	UZ	2000000389	10/31/2012	20.49
88107000	CAP Move-CWIP	UZ	2000000391	10/31/2012	270.22
88107000	CAP Move-CWIP	UZ	2000000392	10/31/2012	2.09
88107000	CAP Move-CWIP	UZ	2000000392	10/31/2012	6.43
88107000	CAP Move-CWIP	UZ	2000000399	10/31/2012	(0.20)
88107000	CAP Move-CWIP	UZ	2000000399	10/31/2012	(0.30)
88107000	CAP Move-CWIP	UZ	2000000399	10/31/2012	12.59
88107000	CAP Move-CWIP	UZ	2000000400	10/31/2012	23.40
88107000	CAP Move-CWIP	UZ	2000000400	10/31/2012	178.04
88107000	CAP Move-CWIP	UZ	2000000400	10/31/2012	3.62
88107000	CAP Move-CWIP	UZ	2000000400	10/31/2012	(1.46)
88107000	CAP Move-CWIP	UZ	2000000400	10/31/2012	28.40
88107000	CAP Move-CWIP	UZ	2000000400	10/31/2012	13.36
88107000	CAP Move-CWIP	UZ	2000000402	10/31/2012	0.15
88107000	CAP Move-CWIP	UZ	2000000402	10/31/2012	5.17
88107000	CAP Move-CWIP	UZ	2000000402	10/31/2012	72.59
88107000	CAP Move-CWIP	UZ	2000000402	10/31/2012	(0.54)
88107000	CAP Move-CWIP	UZ	2000000402	10/31/2012	16.06
88107000	CAP Move-CWIP	UN	2000000405	10/31/2012	(676.89)
88107000	CAP Move-CWIP	UN	2000000358	10/31/2012	11,090.75
88107000	CAP Move-CWIP	UN	2000000358	10/31/2012	(11,090.75)
88107000	CAP Move-CWIP	UZ	2000000370	10/31/2012	(3.81)
88107000	CAP Move-CWIP	UZ	2000000370	10/31/2012	(4.97)
88107000	CAP Move-CWIP	UN	2000000381	10/31/2012	8.78
88107000	CAP Move-CWIP	UZ	2000000389	10/31/2012	(3.64)
88107000	CAP Move-CWIP	UZ	2000000391	10/31/2012	5.46
88107000	CAP Move-CWIP	UZ	2000000391	10/31/2012	10.06
88107000	CAP Move-CWIP	UZ	2000000391	10/31/2012	(228.56)
88107000	CAP Move-CWIP	UZ	2000000391	10/31/2012	58.87
88107000	CAP Move-CWIP	UZ	2000000391	10/31/2012	0.76
88107000	CAP Move-CWIP	UN	2000000405	10/31/2012	157.05
88107000	CAP Move-CWIP	UZ	2000000414	10/31/2012	4.97
88107000	CAP Move-CWIP	UZ	2000000414	10/31/2012	3.81
88107000	CAP Move-CWIP	UN	2000000358	10/31/2012	11,233.19
88107000	CAP Move-CWIP	UN	2000000358	10/31/2012	(11,233.19)



## Kentucky American Water Company

Case No. 2012-00520

Response to PSC DR1, Item 31

Account	Description	Doc Type	Document Number	Posting Date	Amount
88107000	CAP Move-CWIP	UZ	2000000370	10/31/2012	(4.16)
88107000	CAP Move-CWIP	UZ	2000000370	10/31/2012	(5.42)
88107000	CAP Move-CWIP	UN	2000000381	10/31/2012	9.58
88107000	CAP Move-CWIP	UZ	2000000389	10/31/2012	(61.89)
88107000	CAP Move-CWIP	UZ	2000000389	10/31/2012	14.10
88107000	CAP Move-CWIP	UZ	2000000389	10/31/2012	(1.14)
88107000	CAP Move-CWIP	UZ	2000000391	10/31/2012	4.17
88107000	CAP Move-CWIP	UZ	2000000391	10/31/2012	(467.10)
88107000	CAP Move-CWIP	UZ	2000000391	10/31/2012	1.85
88107000	CAP Move-CWIP	UN	2000000405	10/31/2012	510.01
88107000	CAP Move-CWIP	UZ	2000000414	10/31/2012	4.16
88107000	CAP Move-CWIP	UZ	2000000414	10/31/2012	5.42
88107000	CAP Move-CWIP	UN	2000000358	10/31/2012	(2,317.04)
88107000	CAP Move-CWIP	UN	2000000358	10/31/2012	2,317.04
88107000	CAP Move-CWIP	UZ	2000000370	10/31/2012	(1.08)
88107000	CAP Move-CWIP	UZ	2000000370	10/31/2012	(0.83)
88107000	CAP Move-CWIP	UN	2000000381	10/31/2012	1.91
88107000	CAP Move-CWIP	UZ	2000000389	10/31/2012	104.06
88107000	CAP Move-CWIP	UZ	2000000389	10/31/2012	58.86
88107000	CAP Move-CWIP	UZ	2000000389	10/31/2012	5.01
88107000	CAP Move-CWIP	UZ	2000000391	10/31/2012	5.21
88107000	CAP Move-CWIP	UZ	2000000391	10/31/2012	0.05
88107000	CAP Move-CWIP	UZ	2000000391	10/31/2012	0.83
88107000	CAP Move-CWIP	UN	2000000405	10/31/2012	(174.02)
88107000	CAP Move-CWIP	UZ	2000000414	10/31/2012	1.08
88107000	CAP Move-CWIP	UZ	2000000414	10/31/2012	0.83
88107000	CAP Move-CWIP	UZ	2000000389	10/31/2012	615.83
88107000	CAP Move-CWIP	UN	2000000405	10/31/2012	(615.83)
88107000	CAP Move-CWIP	UN	2000000358	10/31/2012	3,757.26
88107000	CAP Move-CWIP	UN	2000000358	10/31/2012	(3,757.26)
88107000	CAP Move-CWIP	UZ	2000000370	10/31/2012	(1.18)
88107000	CAP Move-CWIP	UZ	2000000370	10/31/2012	(1.53)
88107000	CAP Move-CWIP	UN	2000000381	10/31/2012	2.71
88107000	CAP Move-CWIP	UZ	2000000389	10/31/2012	67.61
88107000	CAP Move-CWIP	UZ	2000000389	10/31/2012	0.42
88107000	CAP Move-CWIP	UZ	2000000389	10/31/2012	1.53
88107000	CAP Move-CWIP	UZ	2000000389	10/31/2012	(7.17)
88107000	CAP Move-CWIP	UZ	2000000389	10/31/2012	2.42
88107000	CAP Move-CWIP	UZ	2000000391	10/31/2012	283.50
88107000	CAP Move-CWIP	UZ	2000000399	10/31/2012	(0.10)
88107000	CAP Move-CWIP	UZ	2000000399	10/31/2012	(0.15)
88107000	CAP Move-CWIP	UZ	2000000399	10/31/2012	1.80
88107000	CAP Move-CWIP	UZ	2000000400	10/31/2012	(0.73)
88107000	CAP Move-CWIP	UZ	2000000400	10/31/2012	8.03
88107000	CAP Move-CWIP	UZ	2000000400	10/31/2012	14.20
88107000	CAP Move-CWIP	UZ	2000000400	10/31/2012	2.59
88107000	CAP Move-CWIP	UZ	2000000400	10/31/2012	(0.27)
88107000	CAP Move-CWIP	UZ	2000000400	10/31/2012	3.22
88107000	CAP Move-CWIP	UZ	2000000402	10/31/2012	36.30
88107000	CAP Move-CWIP	UZ	2000000402	10/31/2012	6.30
88107000	CAP Move-CWIP	UZ	2000000402	10/31/2012	89.03
88107000	CAP Move-CWIP	UZ	2000000402	10/31/2012	0.08
88107000	CAP Move-CWIP	UZ	2000000402	10/31/2012	1.04

## Kentucky American Water Company

Case No. 2012-00520

Response to PSC DR1, Item 31

Account	Description	Doc Type	Document Number	Posting Date	Amount
88107000	CAP Move-CWIP	UZ	2000000402	10/31/2012	11.70
88107000	CAP Move-CWIP	UZ	2000000402	10/31/2012	6.70
88107000	CAP Move-CWIP	UN	2000000405	10/31/2012	(528.05)
88107000	CAP Move-CWIP	UZ	2000000414	10/31/2012	1.53
88107000	CAP Move-CWIP	UZ	2000000414	10/31/2012	1.18
88107000	CAP Move-CWIP	UN	2000000358	10/31/2012	4,054.15
88107000	CAP Move-CWIP	UN	2000000358	10/31/2012	(4,054.15)
88107000	CAP Move-CWIP	UZ	2000000370	10/31/2012	(1.35)
88107000	CAP Move-CWIP	UZ	2000000370	10/31/2012	(1.76)
88107000	CAP Move-CWIP	UN	2000000380	10/31/2012	3.11
88107000	CAP Move-CWIP	UZ	2000000388	10/31/2012	2.42
88107000	CAP Move-CWIP	UZ	2000000389	10/31/2012	(6.56)
88107000	CAP Move-CWIP	UZ	2000000389	10/31/2012	0.42
88107000	CAP Move-CWIP	UZ	2000000389	10/31/2012	67.61
88107000	CAP Move-CWIP	UZ	2000000389	10/31/2012	1.53
88107000	CAP Move-CWIP	UZ	2000000391	10/31/2012	283.50
88107000	CAP Move-CWIP	UZ	2000000399	10/31/2012	14.20
88107000	CAP Move-CWIP	UZ	2000000399	10/31/2012	(0.10)
88107000	CAP Move-CWIP	UZ	2000000400	10/31/2012	(0.73)
88107000	CAP Move-CWIP	UZ	2000000400	10/31/2012	89.03
88107000	CAP Move-CWIP	UZ	2000000400	10/31/2012	0.08
88107000	CAP Move-CWIP	UZ	2000000400	10/31/2012	8.03
88107000	CAP Move-CWIP	UZ	2000000400	10/31/2012	3.22
88107000	CAP Move-CWIP	UZ	2000000400	10/31/2012	2.59
88107000	CAP Move-CWIP	UZ	2000000400	10/31/2012	36.30
88107000	CAP Move-CWIP	UZ	2000000402	10/31/2012	11.70
88107000	CAP Move-CWIP	UZ	2000000402	10/31/2012	1.04
88107000	CAP Move-CWIP	UZ	2000000402	10/31/2012	(0.15)
88107000	CAP Move-CWIP	UZ	2000000402	10/31/2012	6.70
88107000	CAP Move-CWIP	UZ	2000000402	10/31/2012	1.80
88107000	CAP Move-CWIP	UZ	2000000402	10/31/2012	(0.27)
88107000	CAP Move-CWIP	UZ	2000000402	10/31/2012	6.30
88107000	CAP Move-CWIP	UN	2000000405	10/31/2012	(528.66)
88107000	CAP Move-CWIP	UZ	2000000414	10/31/2012	1.76
88107000	CAP Move-CWIP	UZ	2000000414	10/31/2012	1.35
88107000	CAP Move-CWIP	UN	2000000358	10/31/2012	3,919.70
88107000	CAP Move-CWIP	UN	2000000358	10/31/2012	(3,919.70)
88107000	CAP Move-CWIP	UZ	2000000370	10/31/2012	(1.66)
88107000	CAP Move-CWIP	UZ	2000000370	10/31/2012	(1.27)
88107000	CAP Move-CWIP	UN	2000000381	10/31/2012	2.93
88107000	CAP Move-CWIP	UZ	2000000389	10/31/2012	283.50
88107000	CAP Move-CWIP	UZ	2000000389	10/31/2012	(6.84)
88107000	CAP Move-CWIP	UZ	2000000389	10/31/2012	67.61
88107000	CAP Move-CWIP	UZ	2000000389	10/31/2012	0.42
88107000	CAP Move-CWIP	UZ	2000000389	10/31/2012	1.53
88107000	CAP Move-CWIP	UZ	2000000391	10/31/2012	2.42
88107000	CAP Move-CWIP	UZ	2000000392	10/31/2012	2.59
88107000	CAP Move-CWIP	UZ	2000000392	10/31/2012	(0.27)
88107000	CAP Move-CWIP	UZ	2000000399	10/31/2012	89.03
88107000	CAP Move-CWIP	UZ	2000000399	10/31/2012	36.30
88107000	CAP Move-CWIP	UZ	2000000399	10/31/2012	1.80
88107000	CAP Move-CWIP	UZ	2000000399	10/31/2012	11.70
88107000	CAP Move-CWIP	UZ	2000000400	10/31/2012	(0.10)

## Kentucky American Water Company

Case No. 2012-00520

Response to PSC DR1, Item 31

Account	Description	Doc Type	Document Number	Posting Date	Amount
88107000	CAP Move-CWIP	UZ	2000000400	10/31/2012	14.20
88107000	CAP Move-CWIP	UZ	2000000400	10/31/2012	8.03
88107000	CAP Move-CWIP	UZ	2000000400	10/31/2012	6.70
88107000	CAP Move-CWIP	UZ	2000000400	10/31/2012	(0.73)
88107000	CAP Move-CWIP	UZ	2000000402	10/31/2012	6.30
88107000	CAP Move-CWIP	UZ	2000000402	10/31/2012	0.08
88107000	CAP Move-CWIP	UZ	2000000402	10/31/2012	3.22
88107000	CAP Move-CWIP	UZ	2000000402	10/31/2012	(0.15)
88107000	CAP Move-CWIP	UZ	2000000402	10/31/2012	1.04
88107000	CAP Move-CWIP	UN	2000000405	10/31/2012	(528.38)
88107000	CAP Move-CWIP	UZ	2000000414	10/31/2012	1.27
88107000	CAP Move-CWIP	UZ	2000000414	10/31/2012	1.66
88107000	CAP Move-CWIP	UN	2000000358	10/31/2012	(9,353.51)
88107000	CAP Move-CWIP	UN	2000000358	10/31/2012	9,353.51
88107000	CAP Move-CWIP	UZ	2000000370	10/31/2012	(3.10)
88107000	CAP Move-CWIP	UZ	2000000370	10/31/2012	(2.38)
88107000	CAP Move-CWIP	UN	2000000381	10/31/2012	5.48
88107000	CAP Move-CWIP	UZ	2000000389	10/31/2012	2.56
88107000	CAP Move-CWIP	UZ	2000000389	10/31/2012	6.85
88107000	CAP Move-CWIP	UZ	2000000389	10/31/2012	211.70
88107000	CAP Move-CWIP	UZ	2000000389	10/31/2012	(41.53)
88107000	CAP Move-CWIP	UZ	2000000389	10/31/2012	540.61
88107000	CAP Move-CWIP	UZ	2000000391	10/31/2012	198.23
88107000	CAP Move-CWIP	UZ	2000000391	10/31/2012	22.83
88107000	CAP Move-CWIP	UZ	2000000399	10/31/2012	72.59
88107000	CAP Move-CWIP	UZ	2000000399	10/31/2012	178.04
88107000	CAP Move-CWIP	UZ	2000000399	10/31/2012	23.40
88107000	CAP Move-CWIP	UZ	2000000400	10/31/2012	(0.20)
88107000	CAP Move-CWIP	UZ	2000000400	10/31/2012	(1.46)
88107000	CAP Move-CWIP	UZ	2000000400	10/31/2012	28.40
88107000	CAP Move-CWIP	UZ	2000000400	10/31/2012	16.06
88107000	CAP Move-CWIP	UZ	2000000400	10/31/2012	6.43
88107000	CAP Move-CWIP	UZ	2000000402	10/31/2012	3.62
88107000	CAP Move-CWIP	UZ	2000000402	10/31/2012	0.15
88107000	CAP Move-CWIP	UZ	2000000402	10/31/2012	12.59
88107000	CAP Move-CWIP	UZ	2000000402	10/31/2012	13.36
88107000	CAP Move-CWIP	UZ	2000000402	10/31/2012	(0.54)
88107000	CAP Move-CWIP	UZ	2000000402	10/31/2012	(0.30)
88107000	CAP Move-CWIP	UZ	2000000402	10/31/2012	2.09
88107000	CAP Move-CWIP	UZ	2000000402	10/31/2012	5.17
88107000	CAP Move-CWIP	UN	2000000405	10/31/2012	(1,300.65)
88107000	CAP Move-CWIP	UZ	2000000414	10/31/2012	3.10
88107000	CAP Move-CWIP	UZ	2000000414	10/31/2012	2.38
88107000	CAP Move-CWIP	UN	2000000358	10/31/2012	7,068.04
88107000	CAP Move-CWIP	UN	2000000358	10/31/2012	(7,068.04)
88107000	CAP Move-CWIP	UZ	2000000370	10/31/2012	(2.35)
88107000	CAP Move-CWIP	UZ	2000000370	10/31/2012	(3.07)
88107000	CAP Move-CWIP	UN	2000000381	10/31/2012	5.42
88107000	CAP Move-CWIP	UZ	2000000389	10/31/2012	76.34
88107000	CAP Move-CWIP	UZ	2000000389	10/31/2012	(4.48)
88107000	CAP Move-CWIP	UZ	2000000389	10/31/2012	22.80
88107000	CAP Move-CWIP	UZ	2000000391	10/31/2012	6.85
88107000	CAP Move-CWIP	UZ	2000000391	10/31/2012	195.08

## Kentucky American Water Company

Case No. 2012-00520

Response to PSC DR1, Item 31

Account	Description	Doc Type	Document Number	Posting Date	Amount
88107000	CAP Move-CWIP	UZ	2000000391	10/31/2012	211.70
88107000	CAP Move-CWIP	UZ	2000000399	10/31/2012	(0.30)
88107000	CAP Move-CWIP	UZ	2000000399	10/31/2012	12.59
88107000	CAP Move-CWIP	UZ	2000000399	10/31/2012	2.09
88107000	CAP Move-CWIP	UZ	2000000400	10/31/2012	16.06
88107000	CAP Move-CWIP	UZ	2000000400	10/31/2012	23.40
88107000	CAP Move-CWIP	UZ	2000000400	10/31/2012	6.43
88107000	CAP Move-CWIP	UZ	2000000400	10/31/2012	(1.46)
88107000	CAP Move-CWIP	UZ	2000000400	10/31/2012	0.15
88107000	CAP Move-CWIP	UZ	2000000400	10/31/2012	(0.54)
88107000	CAP Move-CWIP	UZ	2000000400	10/31/2012	72.59
88107000	CAP Move-CWIP	UZ	2000000400	10/31/2012	178.04
88107000	CAP Move-CWIP	UZ	2000000400	10/31/2012	13.36
88107000	CAP Move-CWIP	UZ	2000000402	10/31/2012	(0.20)
88107000	CAP Move-CWIP	UZ	2000000402	10/31/2012	3.62
88107000	CAP Move-CWIP	UZ	2000000402	10/31/2012	28.40
88107000	CAP Move-CWIP	UZ	2000000402	10/31/2012	5.17
88107000	CAP Move-CWIP	UN	2000000405	10/31/2012	(867.69)
88107000	CAP Move-CWIP	UZ	2000000414	10/31/2012	2.35
88107000	CAP Move-CWIP	UZ	2000000414	10/31/2012	3.07
88107000	CAP Move-CWIP	UZ	2000000389	10/31/2012	80.49
88107000	CAP Move-CWIP	UZ	2000000389	10/31/2012	51.12
88107000	CAP Move-CWIP	UZ	2000000389	10/31/2012	165.67
88107000	CAP Move-CWIP	UZ	2000000389	10/31/2012	1,303.15
88107000	CAP Move-CWIP	UZ	2000000389	10/31/2012	(19.63)
88107000	CAP Move-CWIP	UZ	2000000391	10/31/2012	20.24
88107000	CAP Move-CWIP	UZ	2000000391	10/31/2012	697.19
88107000	CAP Move-CWIP	UZ	2000000392	10/31/2012	40.09
88107000	CAP Move-CWIP	UZ	2000000399	10/31/2012	15.51
88107000	CAP Move-CWIP	UZ	2000000399	10/31/2012	(0.60)
88107000	CAP Move-CWIP	UZ	2000000399	10/31/2012	(0.90)
88107000	CAP Move-CWIP	UZ	2000000399	10/31/2012	0.47
88107000	CAP Move-CWIP	UZ	2000000399	10/31/2012	10.84
88107000	CAP Move-CWIP	UZ	2000000399	10/31/2012	217.77
88107000	CAP Move-CWIP	UZ	2000000399	10/31/2012	6.27
88107000	CAP Move-CWIP	UZ	2000000400	10/31/2012	70.21
88107000	CAP Move-CWIP	UZ	2000000400	10/31/2012	48.17
88107000	CAP Move-CWIP	UZ	2000000402	10/31/2012	85.19
88107000	CAP Move-CWIP	UZ	2000000402	10/31/2012	37.77
88107000	CAP Move-CWIP	UZ	2000000402	10/31/2012	(4.38)
88107000	CAP Move-CWIP	UZ	2000000402	10/31/2012	19.29
88107000	CAP Move-CWIP	UZ	2000000402	10/31/2012	(1.62)
88107000	CAP Move-CWIP	UZ	2000000402	10/31/2012	534.12
88107000	CAP Move-CWIP	UN	2000000405	10/31/2012	(3,376.43)
88107000	CAP Move-CWIP	UZ	2000000388	10/31/2012	797.64
88107000	CAP Move-CWIP	UZ	2000000389	10/31/2012	31.87
88107000	CAP Move-CWIP	UZ	2000000389	10/31/2012	623.21
88107000	CAP Move-CWIP	UZ	2000000389	10/31/2012	28.74
88107000	CAP Move-CWIP	UZ	2000000389	10/31/2012	(16.74)
88107000	CAP Move-CWIP	UZ	2000000391	10/31/2012	29.78
88107000	CAP Move-CWIP	UZ	2000000399	10/31/2012	58.51
88107000	CAP Move-CWIP	UZ	2000000399	10/31/2012	445.10
88107000	CAP Move-CWIP	UZ	2000000400	10/31/2012	181.47

## Kentucky American Water Company

Case No. 2012-00520

Response to PSC DR1, Item 31

Account	Description	Doc Type	Document Number	Posting Date	Amount
88107000	CAP Move-CWIP	UZ	2000000400	10/31/2012	71.00
88107000	CAP Move-CWIP	UZ	2000000400	10/31/2012	16.09
88107000	CAP Move-CWIP	UZ	2000000400	10/31/2012	31.48
88107000	CAP Move-CWIP	UZ	2000000400	10/31/2012	9.04
88107000	CAP Move-CWIP	UZ	2000000400	10/31/2012	(1.35)
88107000	CAP Move-CWIP	UZ	2000000402	10/31/2012	(0.50)
88107000	CAP Move-CWIP	UZ	2000000402	10/31/2012	33.42
88107000	CAP Move-CWIP	UZ	2000000402	10/31/2012	0.39
88107000	CAP Move-CWIP	UZ	2000000402	10/31/2012	40.14
88107000	CAP Move-CWIP	UZ	2000000402	10/31/2012	12.93
88107000	CAP Move-CWIP	UZ	2000000402	10/31/2012	(0.75)
88107000	CAP Move-CWIP	UZ	2000000402	10/31/2012	5.23
88107000	CAP Move-CWIP	UZ	2000000402	10/31/2012	(3.65)
88107000	CAP Move-CWIP	UN	2000000405	10/31/2012	(2,393.05)
88107000	CAP Move-CWIP	UZ	2000000388	10/31/2012	(3.23)
88107000	CAP Move-CWIP	UZ	2000000389	10/31/2012	(544.16)
88107000	CAP Move-CWIP	UZ	2000000389	10/31/2012	14.22
88107000	CAP Move-CWIP	UZ	2000000389	10/31/2012	11.83
88107000	CAP Move-CWIP	UZ	2000000389	10/31/2012	4.14
88107000	CAP Move-CWIP	UZ	2000000389	10/31/2012	(8.90)
88107000	CAP Move-CWIP	UZ	2000000389	10/31/2012	762.47
88107000	CAP Move-CWIP	UZ	2000000389	10/31/2012	(2.96)
88107000	CAP Move-CWIP	UZ	2000000391	10/31/2012	(13.60)
88107000	CAP Move-CWIP	UZ	2000000392	10/31/2012	217.77
88107000	CAP Move-CWIP	UZ	2000000399	10/31/2012	15.51
88107000	CAP Move-CWIP	UZ	2000000399	10/31/2012	534.12
88107000	CAP Move-CWIP	UZ	2000000399	10/31/2012	40.09
88107000	CAP Move-CWIP	UZ	2000000399	10/31/2012	(0.90)
88107000	CAP Move-CWIP	UZ	2000000399	10/31/2012	(4.38)
88107000	CAP Move-CWIP	UZ	2000000400	10/31/2012	(1.62)
88107000	CAP Move-CWIP	UZ	2000000400	10/31/2012	6.27
88107000	CAP Move-CWIP	UZ	2000000402	10/31/2012	10.84
88107000	CAP Move-CWIP	UZ	2000000402	10/31/2012	70.21
88107000	CAP Move-CWIP	UZ	2000000402	10/31/2012	37.77
88107000	CAP Move-CWIP	UZ	2000000402	10/31/2012	19.29
88107000	CAP Move-CWIP	UZ	2000000402	10/31/2012	0.47
88107000	CAP Move-CWIP	UZ	2000000402	10/31/2012	(0.60)
88107000	CAP Move-CWIP	UZ	2000000402	10/31/2012	85.19
88107000	CAP Move-CWIP	UZ	2000000402	10/31/2012	48.17
88107000	CAP Move-CWIP	UN	2000000405	10/31/2012	(1,298.01)
88107000	CAP Move-CWIP	UZ	2000000389	10/31/2012	14.38
88107000	CAP Move-CWIP	UZ	2000000389	10/31/2012	(8.90)
88107000	CAP Move-CWIP	UZ	2000000389	10/31/2012	4.31
88107000	CAP Move-CWIP	UZ	2000000389	10/31/2012	(544.16)
88107000	CAP Move-CWIP	UZ	2000000389	10/31/2012	(3.23)
88107000	CAP Move-CWIP	UZ	2000000389	10/31/2012	(2.95)
88107000	CAP Move-CWIP	UZ	2000000389	10/31/2012	12.31
88107000	CAP Move-CWIP	UZ	2000000391	10/31/2012	795.50
88107000	CAP Move-CWIP	UZ	2000000391	10/31/2012	(13.61)
88107000	CAP Move-CWIP	UZ	2000000399	10/31/2012	0.55
88107000	CAP Move-CWIP	UZ	2000000399	10/31/2012	(1.89)
88107000	CAP Move-CWIP	UZ	2000000399	10/31/2012	(1.05)
88107000	CAP Move-CWIP	UZ	2000000400	10/31/2012	623.14

## Kentucky American Water Company

Case No. 2012-00520

Response to PSC DR1, Item 31

Account	Description	Doc Type	Document Number	Posting Date	Amount
88107000	CAP Move-CWIP	UZ	2000000400	10/31/2012	99.39
88107000	CAP Move-CWIP	UZ	2000000400	10/31/2012	(5.11)
88107000	CAP Move-CWIP	UZ	2000000400	10/31/2012	81.93
88107000	CAP Move-CWIP	UZ	2000000400	10/31/2012	7.33
88107000	CAP Move-CWIP	UZ	2000000400	10/31/2012	18.10
88107000	CAP Move-CWIP	UZ	2000000400	10/31/2012	12.65
88107000	CAP Move-CWIP	UZ	2000000400	10/31/2012	56.19
88107000	CAP Move-CWIP	UZ	2000000400	10/31/2012	44.08
88107000	CAP Move-CWIP	UZ	2000000400	10/31/2012	46.80
88107000	CAP Move-CWIP	UZ	2000000402	10/31/2012	22.51
88107000	CAP Move-CWIP	UZ	2000000402	10/31/2012	(0.71)
88107000	CAP Move-CWIP	UZ	2000000402	10/31/2012	254.06
88107000	CAP Move-CWIP	UN	2000000405	10/31/2012	(1,511.62)
88107000	CAP Move-CWIP	UZ	2000000389	10/31/2012	1,404.92
88107000	CAP Move-CWIP	UZ	2000000389	10/31/2012	7.98
88107000	CAP Move-CWIP	UZ	2000000389	10/31/2012	86.54
88107000	CAP Move-CWIP	UZ	2000000389	10/31/2012	216.76
88107000	CAP Move-CWIP	UZ	2000000389	10/31/2012	(409.07)
88107000	CAP Move-CWIP	UZ	2000000389	10/31/2012	(80.91)
88107000	CAP Move-CWIP	UZ	2000000389	10/31/2012	125.64
88107000	CAP Move-CWIP	UZ	2000000391	10/31/2012	(57.74)
88107000	CAP Move-CWIP	UZ	2000000391	10/31/2012	12,042.23
88107000	CAP Move-CWIP	UZ	2000000391	10/31/2012	(136.64)
88107000	CAP Move-CWIP	UZ	2000000391	10/31/2012	(899.92)
88107000	CAP Move-CWIP	UZ	2000000399	10/31/2012	31.03
88107000	CAP Move-CWIP	UZ	2000000399	10/31/2012	(3.25)
88107000	CAP Move-CWIP	UZ	2000000399	10/31/2012	(8.77)
88107000	CAP Move-CWIP	UZ	2000000399	10/31/2012	0.94
88107000	CAP Move-CWIP	UZ	2000000400	10/31/2012	38.58
88107000	CAP Move-CWIP	UZ	2000000400	10/31/2012	80.22
88107000	CAP Move-CWIP	UZ	2000000400	10/31/2012	12.56
88107000	CAP Move-CWIP	UZ	2000000400	10/31/2012	21.69
88107000	CAP Move-CWIP	UZ	2000000400	10/31/2012	(1.80)
88107000	CAP Move-CWIP	UZ	2000000400	10/31/2012	435.52
88107000	CAP Move-CWIP	UZ	2000000400	10/31/2012	75.54
88107000	CAP Move-CWIP	UZ	2000000402	10/31/2012	170.39
88107000	CAP Move-CWIP	UZ	2000000402	10/31/2012	96.33
88107000	CAP Move-CWIP	UZ	2000000402	10/31/2012	1,068.25
88107000	CAP Move-CWIP	UZ	2000000402	10/31/2012	140.43
88107000	CAP Move-CWIP	UZ	2000000402	10/31/2012	(1.21)
88107000	CAP Move-CWIP	UN	2000000405	10/31/2012	(14,456.24)
88107000	CAP Move-CWIP	UZ	2000000389	10/31/2012	39.12
88107000	CAP Move-CWIP	UZ	2000000389	10/31/2012	430.73
88107000	CAP Move-CWIP	UZ	2000000389	10/31/2012	(32.34)
88107000	CAP Move-CWIP	UZ	2000000389	10/31/2012	13.15
88107000	CAP Move-CWIP	UZ	2000000389	10/31/2012	(28.30)
88107000	CAP Move-CWIP	UZ	2000000389	10/31/2012	(9.65)
88107000	CAP Move-CWIP	UZ	2000000389	10/31/2012	(171.85)
88107000	CAP Move-CWIP	UZ	2000000389	10/31/2012	4,770.42
88107000	CAP Move-CWIP	UZ	2000000389	10/31/2012	50.27
88107000	CAP Move-CWIP	UZ	2000000389	10/31/2012	(310.23)
88107000	CAP Move-CWIP	UZ	2000000391	10/31/2012	(482.32)
88107000	CAP Move-CWIP	UZ	2000000399	10/31/2012	(1.08)

## Kentucky American Water Company

Case No. 2012-00520

Response to PSC DR1, Item 31

Account	Description	Doc Type	Document Number	Posting Date	Amount
88107000	CAP Move-CWIP	UZ	2000000400	10/31/2012	(0.60)
88107000	CAP Move-CWIP	UZ	2000000400	10/31/2012	32.11
88107000	CAP Move-CWIP	UZ	2000000400	10/31/2012	(2.92)
88107000	CAP Move-CWIP	UZ	2000000400	10/31/2012	10.34
88107000	CAP Move-CWIP	UZ	2000000400	10/31/2012	46.81
88107000	CAP Move-CWIP	UZ	2000000400	10/31/2012	7.23
88107000	CAP Move-CWIP	UZ	2000000400	10/31/2012	12.86
88107000	CAP Move-CWIP	UZ	2000000400	10/31/2012	145.18
88107000	CAP Move-CWIP	UZ	2000000400	10/31/2012	0.31
88107000	CAP Move-CWIP	UZ	2000000400	10/31/2012	356.09
88107000	CAP Move-CWIP	UZ	2000000400	10/31/2012	4.19
88107000	CAP Move-CWIP	UZ	2000000402	10/31/2012	56.80
88107000	CAP Move-CWIP	UZ	2000000402	10/31/2012	(0.40)
88107000	CAP Move-CWIP	UZ	2000000402	10/31/2012	25.18
88107000	CAP Move-CWIP	UZ	2000000402	10/31/2012	26.73
88107000	CAP Move-CWIP	UN	2000000405	10/31/2012	(4,987.83)
88107000	CAP Move-CWIP	UZ	2000000388	10/31/2012	14.31
88107000	CAP Move-CWIP	UZ	2000000388	10/31/2012	46.42
88107000	CAP Move-CWIP	UZ	2000000389	10/31/2012	(41.07)
88107000	CAP Move-CWIP	UZ	2000000389	10/31/2012	(35.58)
88107000	CAP Move-CWIP	UZ	2000000389	10/31/2012	(435.12)
88107000	CAP Move-CWIP	UZ	2000000389	10/31/2012	(363.57)
88107000	CAP Move-CWIP	UZ	2000000389	10/31/2012	58.98
88107000	CAP Move-CWIP	UZ	2000000389	10/31/2012	(10.81)
88107000	CAP Move-CWIP	UZ	2000000389	10/31/2012	509.45
88107000	CAP Move-CWIP	UZ	2000000391	10/31/2012	20,157.37
88107000	CAP Move-CWIP	UZ	2000000391	10/31/2012	(388.93)
88107000	CAP Move-CWIP	UZ	2000000399	10/31/2012	7.23
88107000	CAP Move-CWIP	UZ	2000000399	10/31/2012	10.34
88107000	CAP Move-CWIP	UZ	2000000399	10/31/2012	145.18
88107000	CAP Move-CWIP	UZ	2000000400	10/31/2012	32.11
88107000	CAP Move-CWIP	UZ	2000000400	10/31/2012	(2.92)
88107000	CAP Move-CWIP	UZ	2000000400	10/31/2012	4.19
88107000	CAP Move-CWIP	UZ	2000000400	10/31/2012	(0.40)
88107000	CAP Move-CWIP	UZ	2000000400	10/31/2012	0.31
88107000	CAP Move-CWIP	UZ	2000000402	10/31/2012	25.18
88107000	CAP Move-CWIP	UZ	2000000402	10/31/2012	26.73
88107000	CAP Move-CWIP	UZ	2000000402	10/31/2012	46.81
88107000	CAP Move-CWIP	UZ	2000000402	10/31/2012	56.80
88107000	CAP Move-CWIP	UZ	2000000402	10/31/2012	(0.60)
88107000	CAP Move-CWIP	UZ	2000000402	10/31/2012	12.86
88107000	CAP Move-CWIP	UZ	2000000402	10/31/2012	(1.08)
88107000	CAP Move-CWIP	UZ	2000000402	10/31/2012	356.09
88107000	CAP Move-CWIP	UN	2000000405	10/31/2012	(20,230.28)
88107000	CAP Move-CWIP	UZ	2000000370	10/31/2012	236.66
88107000	CAP Move-CWIP	UZ	2000000370	10/31/2012	181.55
88107000	CAP Move-CWIP	UZ	2000000389	10/31/2012	(133.60)
88107000	CAP Move-CWIP	UZ	2000000389	10/31/2012	(46.51)
88107000	CAP Move-CWIP	UZ	2000000389	10/31/2012	3,509.35
88107000	CAP Move-CWIP	UZ	2000000389	10/31/2012	70.80
88107000	CAP Move-CWIP	UZ	2000000389	10/31/2012	(61.66)
88107000	CAP Move-CWIP	UZ	2000000389	10/31/2012	(3,229.38)
88107000	CAP Move-CWIP	UZ	2000000389	10/31/2012	1,067.03

## Kentucky American Water Company

Case No. 2012-00520

Response to PSC DR1, Item 31

Account	Description	Doc Type	Document Number	Posting Date	Amount
88107000	CAP Move-CWIP	UZ	2000000389	10/31/2012	(666.57)
88107000	CAP Move-CWIP	UZ	2000000391	10/31/2012	(49.78)
88107000	CAP Move-CWIP	UZ	2000000391	10/31/2012	98.70
88107000	CAP Move-CWIP	UZ	2000000391	10/31/2012	80.73
88107000	CAP Move-CWIP	UZ	2000000399	10/31/2012	23.27
88107000	CAP Move-CWIP	UZ	2000000400	10/31/2012	16.26
88107000	CAP Move-CWIP	UZ	2000000400	10/31/2012	105.33
88107000	CAP Move-CWIP	UZ	2000000400	10/31/2012	72.25
88107000	CAP Move-CWIP	UZ	2000000400	10/31/2012	(0.90)
88107000	CAP Move-CWIP	UZ	2000000400	10/31/2012	(2.44)
88107000	CAP Move-CWIP	UZ	2000000400	10/31/2012	801.18
88107000	CAP Move-CWIP	UZ	2000000400	10/31/2012	56.66
88107000	CAP Move-CWIP	UZ	2000000400	10/31/2012	(6.58)
88107000	CAP Move-CWIP	UZ	2000000402	10/31/2012	127.79
88107000	CAP Move-CWIP	UZ	2000000402	10/31/2012	9.42
88107000	CAP Move-CWIP	UZ	2000000402	10/31/2012	60.17
88107000	CAP Move-CWIP	UZ	2000000402	10/31/2012	326.64
88107000	CAP Move-CWIP	UZ	2000000402	10/31/2012	(1.35)
88107000	CAP Move-CWIP	UZ	2000000402	10/31/2012	0.70
88107000	CAP Move-CWIP	UZ	2000000402	10/31/2012	28.94
88107000	CAP Move-CWIP	UZ	2000000370	10/31/2012	190.45
88107000	CAP Move-CWIP	UZ	2000000370	10/31/2012	248.26
88107000	CAP Move-CWIP	UZ	2000000389	10/31/2012	86.35
88107000	CAP Move-CWIP	UZ	2000000389	10/31/2012	(46.97)
88107000	CAP Move-CWIP	UZ	2000000389	10/31/2012	(34.30)
88107000	CAP Move-CWIP	UZ	2000000389	10/31/2012	(3,424.18)
88107000	CAP Move-CWIP	UZ	2000000389	10/31/2012	(133.43)
88107000	CAP Move-CWIP	UZ	2000000389	10/31/2012	(653.28)
88107000	CAP Move-CWIP	UZ	2000000389	10/31/2012	64.69
88107000	CAP Move-CWIP	UZ	2000000389	10/31/2012	77.52
88107000	CAP Move-CWIP	UZ	2000000391	10/31/2012	5,174.93
88107000	CAP Move-CWIP	UZ	2000000391	10/31/2012	(50.65)
88107000	CAP Move-CWIP	UZ	2000000391	10/31/2012	1,123.16
88107000	CAP Move-CWIP	UZ	2000000399	10/31/2012	117.03
88107000	CAP Move-CWIP	UZ	2000000399	10/31/2012	10.46
88107000	CAP Move-CWIP	UZ	2000000399	10/31/2012	(7.31)
88107000	CAP Move-CWIP	UZ	2000000399	10/31/2012	32.15
88107000	CAP Move-CWIP	UZ	2000000399	10/31/2012	18.07
88107000	CAP Move-CWIP	UZ	2000000399	10/31/2012	362.95
88107000	CAP Move-CWIP	UZ	2000000400	10/31/2012	62.95
88107000	CAP Move-CWIP	UZ	2000000400	10/31/2012	80.28
88107000	CAP Move-CWIP	UZ	2000000400	10/31/2012	0.78
88107000	CAP Move-CWIP	UZ	2000000400	10/31/2012	890.21
88107000	CAP Move-CWIP	UZ	2000000400	10/31/2012	66.84
88107000	CAP Move-CWIP	UZ	2000000400	10/31/2012	25.86
88107000	CAP Move-CWIP	UZ	2000000400	10/31/2012	(1.00)
88107000	CAP Move-CWIP	UZ	2000000402	10/31/2012	(1.50)
88107000	CAP Move-CWIP	UZ	2000000402	10/31/2012	141.99
88107000	CAP Move-CWIP	UZ	2000000402	10/31/2012	(2.71)
88107000	CAP Move-CWIP	UZ	2000000370	10/31/2012	7.63
88107000	CAP Move-CWIP	UZ	2000000370	10/31/2012	5.86
88107000	CAP Move-CWIP	UZ	2000000370	10/31/2012	7.71
88107000	CAP Move-CWIP	UZ	2000000370	10/31/2012	5.91



## Kentucky American Water Company

Case No. 2012-00520

Response to PSC DR1, Item 31

Account	Description	Doc Type	Document Number	Posting Date	Amount
88107000	CAP Move-CWIP	UZ	2000000370	10/31/2012	209.19
88107000	CAP Move-CWIP	UZ	2000000370	10/31/2012	272.70
88107000	CAP Move-CWIP	UZ	2000000370	10/31/2012	272.70
88107000	CAP Move-CWIP	UZ	2000000370	10/31/2012	209.19
88108020	CAP Move-UP A/D Salv	US	2000000423	10/31/2012	(540.00)
88108020	CAP Move-UP A/D Salv	US	2000000423	10/31/2012	(1,146.62)
88257000	CAP Move-COR	UC	2000000382	10/31/2012	139.99
88257000	CAP Move-COR	UC	2000000421	10/31/2012	1,236.79
88257000	CAP Move-COR	UC	2000000421	10/31/2012	22.10
88257000	CAP Move-COR	UC	2000000410	10/31/2012	61.16
88257000	CAP Move-COR	UC	2000000421	10/31/2012	51.55
88257000	CAP Move-COR	UC	2000000421	10/31/2012	126.07
88257000	CAP Move-COR	UC	2000000421	10/31/2012	(151.21)
88257000	CAP Move-COR	UC	2000000421	10/31/2012	962.96
88257000	CAP Move-COR	UC	2000000421	10/31/2012	2,022.98
88257000	CAP Move-COR	UC	2000000421	10/31/2012	310.49
88257000	CAP Move-COR	UC	2000000421	10/31/2012	75.79
88257000	CAP Move-COR	UC	2000000421	10/31/2012	229.66
88257100	CAP Move-RWIP	UZ	2000000350	10/31/2012	80.00
88257100	CAP Move-RWIP	UZ	2000000350	10/31/2012	(40.00)
88257100	CAP Move-RWIP	UZ	2000000363	10/31/2012	(0.02)
88257100	CAP Move-RWIP	UZ	2000000363	10/31/2012	0.02
88257100	CAP Move-RWIP	UZ	2000000363	10/31/2012	(0.06)
88257100	CAP Move-RWIP	UZ	2000000368	10/31/2012	(0.12)
88257100	CAP Move-RWIP	UC	2000000382	10/31/2012	(139.99)
88257100	CAP Move-RWIP	UZ	2000000357	10/31/2012	1.18
88257100	CAP Move-RWIP	UZ	2000000357	10/31/2012	1.00
88257100	CAP Move-RWIP	UZ	2000000363	10/31/2012	0.05
88257100	CAP Move-RWIP	UZ	2000000363	10/31/2012	0.02
88257100	CAP Move-RWIP	UZ	2000000363	10/31/2012	0.01
88257100	CAP Move-RWIP	UZ	2000000368	10/31/2012	(0.01)
88257100	CAP Move-RWIP	UZ	2000000357	10/31/2012	(7.11)
88257100	CAP Move-RWIP	UZ	2000000357	10/31/2012	(677.72)
88257100	CAP Move-RWIP	UZ	2000000357	10/31/2012	(5.59)
88257100	CAP Move-RWIP	UZ	2000000363	10/31/2012	(0.33)
88257100	CAP Move-RWIP	UZ	2000000363	10/31/2012	(0.17)
88257100	CAP Move-RWIP	UZ	2000000363	10/31/2012	(0.04)
88257100	CAP Move-RWIP	UZ	2000000363	10/31/2012	0.04
88257100	CAP Move-RWIP	UZ	2000000357	10/31/2012	(4.45)
88257100	CAP Move-RWIP	UZ	2000000363	10/31/2012	0.74
88257100	CAP Move-RWIP	UZ	2000000363	10/31/2012	0.38
88257100	CAP Move-RWIP	UZ	2000000363	10/31/2012	(0.09)
88257100	CAP Move-RWIP	UZ	2000000368	10/31/2012	0.10
88257100	CAP Move-RWIP	UZ	2000000357	10/31/2012	(7.13)
88257100	CAP Move-RWIP	UZ	2000000357	10/31/2012	(2.26)
88257100	CAP Move-RWIP	UZ	2000000363	10/31/2012	0.24
88257100	CAP Move-RWIP	UZ	2000000363	10/31/2012	0.91
88257100	CAP Move-RWIP	UZ	2000000363	10/31/2012	1.77
88257100	CAP Move-RWIP	UZ	2000000363	10/31/2012	(0.23)
88257100	CAP Move-RWIP	UZ	2000000350	10/31/2012	42.67
88257100	CAP Move-RWIP	UZ	2000000357	10/31/2012	257.23
88257100	CAP Move-RWIP	UZ	2000000357	10/31/2012	(50.00)
88257100	CAP Move-RWIP	UZ	2000000363	10/31/2012	18.13

## Kentucky American Water Company

Case No. 2012-00520

Response to PSC DR1, Item 31

Account	Description	Doc Type	Document Number	Posting Date	Amount
88257100	CAP Move-RWIP	UZ	2000000363	10/31/2012	2.46
88257100	CAP Move-RWIP	UZ	2000000363	10/31/2012	(2.32)
88257100	CAP Move-RWIP	UZ	2000000368	10/31/2012	9.33
88257100	CAP Move-RWIP	UZ	2000000374	10/31/2012	2,511.00
88257100	CAP Move-RWIP	UZ	2000000357	10/31/2012	21.67
88257100	CAP Move-RWIP	UZ	2000000357	10/31/2012	(16.80)
88257100	CAP Move-RWIP	UZ	2000000363	10/31/2012	0.96
88257100	CAP Move-RWIP	UZ	2000000363	10/31/2012	(1.02)
88257100	CAP Move-RWIP	UZ	2000000363	10/31/2012	(3.85)
88257100	CAP Move-RWIP	UZ	2000000368	10/31/2012	(7.49)
88257100	CAP Move-RWIP	UC	2000000421	10/31/2012	(1,236.79)
88257100	CAP Move-RWIP	UZ	2000000357	10/31/2012	12.16
88257100	CAP Move-RWIP	UZ	2000000363	10/31/2012	(0.75)
88257100	CAP Move-RWIP	UZ	2000000363	10/31/2012	3.02
88257100	CAP Move-RWIP	UZ	2000000368	10/31/2012	0.80
88257100	CAP Move-RWIP	UZ	2000000368	10/31/2012	5.87
88257100	CAP Move-RWIP	UZ	2000000339	10/31/2012	310.00
88257100	CAP Move-RWIP	UZ	2000000357	10/31/2012	21.67
88257100	CAP Move-RWIP	UZ	2000000374	10/31/2012	3,100.00
88257100	CAP Move-RWIP	UZ	2000000343	10/31/2012	243.27
88257100	CAP Move-RWIP	UZ	2000000357	10/31/2012	20.90
88257100	CAP Move-RWIP	UZ	2000000357	10/31/2012	3.85
88257100	CAP Move-RWIP	UZ	2000000363	10/31/2012	1.78
88257100	CAP Move-RWIP	UZ	2000000363	10/31/2012	(0.23)
88257100	CAP Move-RWIP	UZ	2000000368	10/31/2012	0.24
88257100	CAP Move-RWIP	UZ	2000000368	10/31/2012	0.91
88257100	CAP Move-RWIP	UZ	2000000343	10/31/2012	68.12
88257100	CAP Move-RWIP	UZ	2000000357	10/31/2012	4.76
88257100	CAP Move-RWIP	UZ	2000000339	10/31/2012	272.63
88257100	CAP Move-RWIP	UZ	2000000343	10/31/2012	406.03
88257100	CAP Move-RWIP	UZ	2000000346	10/31/2012	(296.75)
88257100	CAP Move-RWIP	UZ	2000000357	10/31/2012	366.55
88257100	CAP Move-RWIP	UZ	2000000357	10/31/2012	107.28
88257100	CAP Move-RWIP	UZ	2000000363	10/31/2012	(19.70)
88257100	CAP Move-RWIP	UZ	2000000363	10/31/2012	79.11
88257100	CAP Move-RWIP	UZ	2000000368	10/31/2012	153.73
88257100	CAP Move-RWIP	UZ	2000000368	10/31/2012	20.89
88257100	CAP Move-RWIP	UZ	2000000374	10/31/2012	1,829.00
88257100	CAP Move-RWIP	UZ	2000000391	10/31/2012	310.00
88257100	CAP Move-RWIP	UZ	2000000357	10/31/2012	22.10
88257100	CAP Move-RWIP	UC	2000000421	10/31/2012	(22.10)
88257100	CAP Move-RWIP	UZ	2000000357	10/31/2012	4.02
88257100	CAP Move-RWIP	UC	2000000410	10/31/2012	(61.16)
88257100	CAP Move-RWIP	UZ	2000000346	10/31/2012	0.80
88257100	CAP Move-RWIP	UZ	2000000357	10/31/2012	0.11
88257100	CAP Move-RWIP	UZ	2000000357	10/31/2012	0.45
88257100	CAP Move-RWIP	UZ	2000000363	10/31/2012	0.03
88257100	CAP Move-RWIP	UZ	2000000363	10/31/2012	(0.03)
88257100	CAP Move-RWIP	UZ	2000000368	10/31/2012	0.24
88257100	CAP Move-RWIP	UZ	2000000368	10/31/2012	0.12
88257100	CAP Move-RWIP	UZ	2000000340	10/31/2012	425.75
88257100	CAP Move-RWIP	UZ	2000000343	10/31/2012	274.33
88257100	CAP Move-RWIP	UZ	2000000346	10/31/2012	(36.69)

## Kentucky American Water Company

Case No. 2012-00520

Response to PSC DR1, Item 31

Account	Description	Doc Type	Document Number	Posting Date	Amount
88257100	CAP Move-RWIP	UZ	2000000357	10/31/2012	41.13
88257100	CAP Move-RWIP	UZ	2000000357	10/31/2012	184.60
88257100	CAP Move-RWIP	UZ	2000000363	10/31/2012	20.96
88257100	CAP Move-RWIP	UZ	2000000363	10/31/2012	(5.22)
88257100	CAP Move-RWIP	UZ	2000000368	10/31/2012	40.73
88257100	CAP Move-RWIP	UZ	2000000368	10/31/2012	5.54
88257100	CAP Move-RWIP	UZ	2000000374	10/31/2012	52.00
88257100	CAP Move-RWIP	UZ	2000000357	10/31/2012	(1.74)
88257100	CAP Move-RWIP	UZ	2000000357	10/31/2012	1.74
88257100	CAP Move-RWIP	UC	2000000421	10/31/2012	(51.55)
88257100	CAP Move-RWIP	UZ	2000000357	10/31/2012	9.09
88257100	CAP Move-RWIP	UZ	2000000357	10/31/2012	2.66
88257100	CAP Move-RWIP	UZ	2000000363	10/31/2012	0.15
88257100	CAP Move-RWIP	UZ	2000000363	10/31/2012	1.12
88257100	CAP Move-RWIP	UZ	2000000363	10/31/2012	(0.14)
88257100	CAP Move-RWIP	UZ	2000000368	10/31/2012	0.57
88257100	CAP Move-RWIP	UC	2000000421	10/31/2012	(126.07)
88257100	CAP Move-RWIP	UZ	2000000357	10/31/2012	0.68
88257100	CAP Move-RWIP	UZ	2000000363	10/31/2012	0.16
88257100	CAP Move-RWIP	UZ	2000000363	10/31/2012	(0.04)
88257100	CAP Move-RWIP	UZ	2000000363	10/31/2012	0.32
88257100	CAP Move-RWIP	UZ	2000000363	10/31/2012	0.04
88257100	CAP Move-RWIP	UC	2000000421	10/31/2012	151.21
88257100	CAP Move-RWIP	US	2000000423	10/31/2012	540.00
88257100	CAP Move-RWIP	UZ	2000000407	10/31/2012	1,234.35
88257100	CAP Move-RWIP	UZ	2000000407	10/31/2012	1,590.16
88257100	CAP Move-RWIP	UZ	2000000339	10/31/2012	3,773.25
88257100	CAP Move-RWIP	UZ	2000000339	10/31/2012	7,088.13
88257100	CAP Move-RWIP	UZ	2000000343	10/31/2012	14,882.40
88257100	CAP Move-RWIP	UZ	2000000357	10/31/2012	431.71
88257100	CAP Move-RWIP	UZ	2000000357	10/31/2012	1,799.49
88257100	CAP Move-RWIP	UZ	2000000363	10/31/2012	97.69
88257100	CAP Move-RWIP	UZ	2000000363	10/31/2012	13.28
88257100	CAP Move-RWIP	UZ	2000000363	10/31/2012	50.27
88257100	CAP Move-RWIP	UZ	2000000363	10/31/2012	(12.52)
88257100	CAP Move-RWIP	UZ	2000000407	10/31/2012	21,703.50
88257100	CAP Move-RWIP	UZ	2000000407	10/31/2012	689.91
88257100	CAP Move-RWIP	UZ	2000000407	10/31/2012	18,438.62
88257100	CAP Move-RWIP	UZ	2000000339	10/31/2012	22.36
88257100	CAP Move-RWIP	UZ	2000000339	10/31/2012	8.39
88257100	CAP Move-RWIP	UZ	2000000357	10/31/2012	8.25
88257100	CAP Move-RWIP	UC	2000000421	10/31/2012	(962.96)
88257100	CAP Move-RWIP	US	2000000423	10/31/2012	1,146.62
88257100	CAP Move-RWIP	UZ	2000000357	10/31/2012	(1.90)
88257100	CAP Move-RWIP	UZ	2000000363	10/31/2012	(3.82)
88257100	CAP Move-RWIP	UZ	2000000363	10/31/2012	(0.52)
88257100	CAP Move-RWIP	UZ	2000000363	10/31/2012	(1.96)
88257100	CAP Move-RWIP	UZ	2000000368	10/31/2012	0.49
88257100	CAP Move-RWIP	UC	2000000421	10/31/2012	(2,022.98)
88257100	CAP Move-RWIP	UZ	2000000357	10/31/2012	13.71
88257100	CAP Move-RWIP	UZ	2000000363	10/31/2012	2.18
88257100	CAP Move-RWIP	UZ	2000000363	10/31/2012	0.58
88257100	CAP Move-RWIP	UZ	2000000363	10/31/2012	(0.54)

## Kentucky American Water Company

Case No. 2012-00520

Response to PSC DR1, Item 31

Account	Description	Doc Type	Document Number	Posting Date	Amount
88257100	CAP Move-RWIP	UZ	2000000368	10/31/2012	4.23
88257100	CAP Move-RWIP	UC	2000000421	10/31/2012	(310.49)
88257100	CAP Move-RWIP	UZ	2000000346	10/31/2012	35.89
88257100	CAP Move-RWIP	UZ	2000000357	10/31/2012	3.40
88257100	CAP Move-RWIP	UZ	2000000357	10/31/2012	0.03
88257100	CAP Move-RWIP	UZ	2000000357	10/31/2012	(59.42)
88257100	CAP Move-RWIP	UZ	2000000357	10/31/2012	59.42
88257100	CAP Move-RWIP	UZ	2000000346	10/31/2012	1,000.00
88257100	CAP Move-RWIP	UZ	2000000346	10/31/2012	(500.00)
88257100	CAP Move-RWIP	UZ	2000000346	10/31/2012	(500.00)
88257100	CAP Move-RWIP	UZ	2000000374	10/31/2012	30,000.00
88257100	CAP Move-RWIP	UZ	2000000374	10/31/2012	30,000.00
88257100	CAP Move-RWIP	UZ	2000000357	10/31/2012	(2,596.52)
88257100	CAP Move-RWIP	UZ	2000000407	10/31/2012	8,379.00
88257100	CAP Move-RWIP	UZ	2000000357	10/31/2012	2,994.27
88257100	CAP Move-RWIP	UZ	2000000374	10/31/2012	78,000.00
88257100	CAP Move-RWIP	UZ	2000000374	10/31/2012	78,677.17
88257100	CAP Move-RWIP	UZ	2000000350	10/31/2012	2,133.77
88257100	CAP Move-RWIP	UZ	2000000357	10/31/2012	149.15
88257100	CAP Move-RWIP	UZ	2000000357	10/31/2012	(2.92)
88257100	CAP Move-RWIP	UZ	2000000357	10/31/2012	175.60
88257100	CAP Move-RWIP	UZ	2000000343	10/31/2012	5,402.32
88257100	CAP Move-RWIP	UZ	2000000357	10/31/2012	377.62
88257100	CAP Move-RWIP	UZ	2000000350	10/31/2012	1,034.27
88257100	CAP Move-RWIP	UZ	2000000357	10/31/2012	72.30
88257100	CAP Move-RWIP	UZ	2000000407	10/31/2012	1,499.40
88257100	CAP Move-RWIP	UZ	2000000357	10/31/2012	(6.64)
88257100	CAP Move-RWIP	UZ	2000000357	10/31/2012	(2.98)
88257100	CAP Move-RWIP	UZ	2000000363	10/31/2012	0.88
88257100	CAP Move-RWIP	UZ	2000000363	10/31/2012	0.23
88257100	CAP Move-RWIP	UZ	2000000363	10/31/2012	1.72
88257100	CAP Move-RWIP	UZ	2000000363	10/31/2012	(0.22)
88257100	CAP Move-RWIP	UZ	2000000357	10/31/2012	(33.21)
88257100	CAP Move-RWIP	UZ	2000000363	10/31/2012	(15.03)
88257100	CAP Move-RWIP	UZ	2000000363	10/31/2012	1.93
88257100	CAP Move-RWIP	UZ	2000000363	10/31/2012	(7.74)
88257100	CAP Move-RWIP	UZ	2000000363	10/31/2012	(2.04)
88257100	CAP Move-RWIP	UZ	2000000357	10/31/2012	4.95
88257100	CAP Move-RWIP	UC	2000000421	10/31/2012	(75.79)
88257100	CAP Move-RWIP	UZ	2000000357	10/31/2012	3.39
88257100	CAP Move-RWIP	UZ	2000000363	10/31/2012	1.11
88257100	CAP Move-RWIP	UZ	2000000363	10/31/2012	0.15
88257100	CAP Move-RWIP	UZ	2000000363	10/31/2012	(0.14)
88257100	CAP Move-RWIP	UZ	2000000368	10/31/2012	0.57
88257100	CAP Move-RWIP	UZ	2000000350	10/31/2012	774.97
88257100	CAP Move-RWIP	UZ	2000000357	10/31/2012	54.17
88257100	CAP Move-RWIP	UZ	2000000357	10/31/2012	14.40
88257100	CAP Move-RWIP	UZ	2000000363	10/31/2012	6.11
88257100	CAP Move-RWIP	UZ	2000000363	10/31/2012	3.15
88257100	CAP Move-RWIP	UZ	2000000363	10/31/2012	0.83
88257100	CAP Move-RWIP	UZ	2000000363	10/31/2012	(0.78)
88257100	CAP Move-RWIP	UC	2000000421	10/31/2012	(229.66)
88257100	CAP Move-RWIP	UZ	2000000357	10/31/2012	8.68

Kentucky American Water Company  
Case No. 2012-00520  
Response to PSC DR1, Item 31

Account	Description	Doc Type	Document Number	Posting Date	Amount
88257100	CAP Move-RWIP	UZ	2000000350	10/31/2012	1,525.05
88257100	CAP Move-RWIP	UZ	2000000357	10/31/2012	106.60
88271100	CAP Move-CIAC NT	UN	2000000358	10/31/2012	(5,719.00)
88271100	CAP Move-CIAC NT	UN	2000000358	10/31/2012	(6,536.00)
88271170	CAP Move-CIAC NT WIP	UZ	2000000350	10/31/2012	(16,358.00)
88271170	CAP Move-CIAC NT WIP	UZ	2000000357	10/31/2012	(5,719.00)
88271170	CAP Move-CIAC NT WIP	UN	2000000358	10/31/2012	6,536.00
88271170	CAP Move-CIAC NT WIP	UN	2000000358	10/31/2012	5,719.00
88271200	CAP Move-CIAC Tax	UN	2000000358	10/31/2012	(1,569.00)
88271270	CAP Move-CIAC Tx WIP	UN	2000000358	10/31/2012	1,569.00
88900000	CAP Move-Settlement	UZ	2000000350	10/31/2012	(46,517.00)
88900000	CAP Move-Settlement	UZ	2000000357	10/31/2012	(30.60)
88900000	CAP Move-Settlement	UZ	2000000357	10/31/2012	(3,502.76)
88900000	CAP Move-Settlement	UZ	2000000350	10/31/2012	(7,634.00)
88900000	CAP Move-Settlement	UZ	2000000357	10/31/2012	(533.62)
88900000	CAP Move-Settlement	UZ	2000000363	10/31/2012	(4.21)
88900000	CAP Move-Settlement	UZ	2000000363	10/31/2012	(15.94)
88900000	CAP Move-Settlement	UZ	2000000363	10/31/2012	3.97
88900000	CAP Move-Settlement	UZ	2000000368	10/31/2012	(30.99)
88900000	CAP Move-Settlement	UZ	2000000357	10/31/2012	(34.95)
88900000	CAP Move-Settlement	UZ	2000000359	10/31/2012	385.38
88900000	CAP Move-Settlement	UZ	2000000357	10/31/2012	(283.13)
88900000	CAP Move-Settlement	UZ	2000000363	10/31/2012	16.38
88900000	CAP Move-Settlement	UZ	2000000363	10/31/2012	(65.76)
88900000	CAP Move-Settlement	UZ	2000000363	10/31/2012	(127.80)
88900000	CAP Move-Settlement	UZ	2000000363	10/31/2012	(17.37)
88900000	CAP Move-Settlement	UZ	2000000357	10/31/2012	3,788.58
88900000	CAP Move-Settlement	UZ	2000000357	10/31/2012	180.67
88900000	CAP Move-Settlement	UZ	2000000362	10/31/2012	(3,904.61)
88900000	CAP Move-Settlement	UZ	2000000363	10/31/2012	6.64
88900000	CAP Move-Settlement	UZ	2000000363	10/31/2012	25.12
88900000	CAP Move-Settlement	UZ	2000000363	10/31/2012	48.83
88900000	CAP Move-Settlement	UZ	2000000368	10/31/2012	(6.25)
88900000	CAP Move-Settlement	UZ	2000000357	10/31/2012	(18.24)
88900000	CAP Move-Settlement	UZ	2000000357	10/31/2012	(207.78)
88900000	CAP Move-Settlement	UZ	2000000363	10/31/2012	(47.40)
88900000	CAP Move-Settlement	UZ	2000000363	10/31/2012	11.80
88900000	CAP Move-Settlement	UZ	2000000363	10/31/2012	(12.52)
88900000	CAP Move-Settlement	UZ	2000000368	10/31/2012	(92.11)
88900000	CAP Move-Settlement	UZ	2000000407	10/31/2012	(17,380.00)
88900000	CAP Move-Settlement	UZ	2000000357	10/31/2012	(476.85)
88900000	CAP Move-Settlement	UZ	2000000363	10/31/2012	(110.16)
88900000	CAP Move-Settlement	UZ	2000000363	10/31/2012	(214.08)
88900000	CAP Move-Settlement	UZ	2000000363	10/31/2012	27.44
88900000	CAP Move-Settlement	UZ	2000000368	10/31/2012	(29.10)
88900000	CAP Move-Settlement	UZ	2000000357	10/31/2012	176.28
88900000	CAP Move-Settlement	UZ	2000000363	10/31/2012	(10.33)
88900000	CAP Move-Settlement	UZ	2000000363	10/31/2012	80.58
88900000	CAP Move-Settlement	UZ	2000000363	10/31/2012	41.46
88900000	CAP Move-Settlement	UZ	2000000368	10/31/2012	10.95
88900000	CAP Move-Settlement	UZ	2000000357	10/31/2012	62.86
88900000	CAP Move-Settlement	UZ	2000000363	10/31/2012	(3.56)
88900000	CAP Move-Settlement	UZ	2000000363	10/31/2012	14.27

Kentucky American Water Company  
Case No. 2012-00520  
Response to PSC DR1, Item 31

Account	Description	Doc Type	Document Number	Posting Date	Amount
88900000	CAP Move-Settlement	UZ	200000368	10/31/2012	3.77
88900000	CAP Move-Settlement	UZ	200000368	10/31/2012	27.74
88900000	CAP Move-Settlement	UZ	200000357	10/31/2012	(27.08)
88900000	CAP Move-Settlement	UZ	200000357	10/31/2012	42.48
88900000	CAP Move-Settlement	UZ	200000362	10/31/2012	(27.08)
88900000	CAP Move-Settlement	UZ	200000363	10/31/2012	11.05
88900000	CAP Move-Settlement	UZ	200000363	10/31/2012	21.47
88900000	CAP Move-Settlement	UZ	200000363	10/31/2012	(2.75)
88900000	CAP Move-Settlement	UZ	200000363	10/31/2012	2.92
88900000	CAP Move-Settlement	UZ	200000350	10/31/2012	(8,000.00)
88900000	CAP Move-Settlement	UZ	200000350	10/31/2012	4,000.00
88900000	CAP Move-Settlement	UZ	200000357	10/31/2012	(276.80)
88900000	CAP Move-Settlement	UZ	200000357	10/31/2012	24.02
88900000	CAP Move-Settlement	UZ	200000363	10/31/2012	11.68
88900000	CAP Move-Settlement	UZ	200000368	10/31/2012	(1.50)
88900000	CAP Move-Settlement	UZ	200000368	10/31/2012	6.01
88900000	CAP Move-Settlement	UZ	200000368	10/31/2012	1.58
88900000	CAP Move-Settlement	UZ	200000350	10/31/2012	(10,200.00)
88900000	CAP Move-Settlement	UZ	200000350	10/31/2012	16,358.00
88900000	CAP Move-Settlement	UZ	200000357	10/31/2012	(113.47)
88900000	CAP Move-Settlement	UZ	200000357	10/31/2012	(712.98)
88900000	CAP Move-Settlement	UZ	200000363	10/31/2012	(0.52)
88900000	CAP Move-Settlement	UZ	200000363	10/31/2012	(1.99)
88900000	CAP Move-Settlement	UZ	200000368	10/31/2012	0.49
88900000	CAP Move-Settlement	UZ	200000368	10/31/2012	(3.88)
88900000	CAP Move-Settlement	UZ	200000343	10/31/2012	(13,833.62)
88900000	CAP Move-Settlement	UZ	200000357	10/31/2012	(966.97)
88900000	CAP Move-Settlement	UZ	200000357	10/31/2012	(50.67)
88900000	CAP Move-Settlement	UZ	200000389	10/31/2012	(24,360.40)
88900000	CAP Move-Settlement	UZ	200000340	10/31/2012	(60,354.00)
88900000	CAP Move-Settlement	UZ	200000357	10/31/2012	(4,218.74)
88900000	CAP Move-Settlement	UZ	200000357	10/31/2012	(3,526.97)
88900000	CAP Move-Settlement	UZ	200000339	10/31/2012	(15,906.55)
88900000	CAP Move-Settlement	UZ	200000357	10/31/2012	(1,111.87)
88900000	CAP Move-Settlement	UZ	200000357	10/31/2012	(770.56)
88900000	CAP Move-Settlement	UZ	200000357	10/31/2012	664.05
88900000	CAP Move-Settlement	UZ	200000362	10/31/2012	(664.05)
88900000	CAP Move-Settlement	UZ	200000339	10/31/2012	(68,752.86)
88900000	CAP Move-Settlement	UZ	200000350	10/31/2012	(506.19)
88900000	CAP Move-Settlement	UZ	200000357	10/31/2012	21.64
88900000	CAP Move-Settlement	UZ	200000357	10/31/2012	(4,841.20)
88900000	CAP Move-Settlement	UZ	200000363	10/31/2012	(3.17)
88900000	CAP Move-Settlement	UZ	200000363	10/31/2012	24.81
88900000	CAP Move-Settlement	UZ	200000363	10/31/2012	3.38
88900000	CAP Move-Settlement	UZ	200000368	10/31/2012	12.77
88900000	CAP Move-Settlement	UZ	200000339	10/31/2012	(13,491.72)
88900000	CAP Move-Settlement	UZ	200000350	10/31/2012	(1,353.42)
88900000	CAP Move-Settlement	UZ	200000357	10/31/2012	(1,037.67)
88900000	CAP Move-Settlement	UZ	200000357	10/31/2012	8,535.11
88900000	CAP Move-Settlement	UZ	200000362	10/31/2012	(8,514.26)
88900000	CAP Move-Settlement	UZ	200000363	10/31/2012	4.89
88900000	CAP Move-Settlement	UZ	200000363	10/31/2012	1.30
88900000	CAP Move-Settlement	UZ	200000368	10/31/2012	9.51

Kentucky American Water Company  
Case No. 2012-00520  
Response to PSC DR1, Item 31

Account	Description	Doc Type	Document Number	Posting Date	Amount
88900000	CAP Move-Settlement	UZ	2000000368	10/31/2012	(1.22)
88900000	CAP Move-Settlement	UZ	2000000407	10/31/2012	(117,961.85)
88900000	CAP Move-Settlement	UZ	2000000357	10/31/2012	(24,465.00)
88900000	CAP Move-Settlement	UZ	2000000357	10/31/2012	23,669.53
88900000	CAP Move-Settlement	UZ	2000000362	10/31/2012	(23,669.53)
88900000	CAP Move-Settlement	UZ	2000000370	10/31/2012	(2,114.38)
88900000	CAP Move-Settlement	UZ	2000000370	10/31/2012	(1,621.99)
88900000	CAP Move-Settlement	UZ	2000000357	10/31/2012	(58.38)
88900000	CAP Move-Settlement	UZ	2000000357	10/31/2012	3,145.50
88900000	CAP Move-Settlement	UZ	2000000362	10/31/2012	(3,145.50)
88900000	CAP Move-Settlement	UZ	2000000363	10/31/2012	3.47
88900000	CAP Move-Settlement	UZ	2000000363	10/31/2012	(13.95)
88900000	CAP Move-Settlement	UZ	2000000363	10/31/2012	(27.11)
88900000	CAP Move-Settlement	UZ	2000000368	10/31/2012	(3.69)
88900000	CAP Move-Settlement	UZ	2000000370	10/31/2012	(268.77)
88900000	CAP Move-Settlement	UZ	2000000370	10/31/2012	(206.18)
88900000	CAP Move-Settlement	UZ	2000000389	10/31/2012	(884.63)
88900000	CAP Move-Settlement	UZ	2000000389	10/31/2012	(16,562.43)
88900000	CAP Move-Settlement	UZ	2000000389	10/31/2012	(1,504.46)
88900000	CAP Move-Settlement	UZ	2000000391	10/31/2012	(1,015.00)
88900000	CAP Move-Settlement	UZ	2000000399	10/31/2012	(88.63)
88900000	CAP Move-Settlement	UZ	2000000399	10/31/2012	(47.75)
88900000	CAP Move-Settlement	UZ	2000000399	10/31/2012	160.97
88900000	CAP Move-Settlement	UZ	2000000399	10/31/2012	(105.30)
88900000	CAP Move-Settlement	UZ	2000000400	10/31/2012	(2,954.53)
88900000	CAP Move-Settlement	UZ	2000000400	10/31/2012	(925.46)
88900000	CAP Move-Settlement	UZ	2000000400	10/31/2012	(697.39)
88900000	CAP Move-Settlement	UZ	2000000400	10/31/2012	4.36
88900000	CAP Move-Settlement	UZ	2000000400	10/31/2012	(975.28)
88900000	CAP Move-Settlement	UZ	2000000400	10/31/2012	1.42
88900000	CAP Move-Settlement	UZ	2000000400	10/31/2012	(261.82)
88900000	CAP Move-Settlement	UZ	2000000402	10/31/2012	(1,063.49)
88900000	CAP Move-Settlement	UZ	2000000402	10/31/2012	(1,328.13)
88900000	CAP Move-Settlement	UZ	2000000402	10/31/2012	(2,103.32)
88900000	CAP Move-Settlement	UZ	2000000402	10/31/2012	(206.72)
88900000	CAP Move-Settlement	UZ	2000000343	10/31/2012	2,279.09
88900000	CAP Move-Settlement	UZ	2000000357	10/31/2012	3,233.53
88900000	CAP Move-Settlement	UZ	2000000357	10/31/2012	(2,733.07)
88900000	CAP Move-Settlement	UZ	2000000362	10/31/2012	(3,233.53)
88900000	CAP Move-Settlement	UZ	2000000363	10/31/2012	(6.28)
88900000	CAP Move-Settlement	UZ	2000000363	10/31/2012	(23.76)
88900000	CAP Move-Settlement	UZ	2000000363	10/31/2012	(46.19)
88900000	CAP Move-Settlement	UZ	2000000363	10/31/2012	1.97
88900000	CAP Move-Settlement	UZ	2000000363	10/31/2012	14.48
88900000	CAP Move-Settlement	UZ	2000000363	10/31/2012	5.91
88900000	CAP Move-Settlement	UZ	2000000363	10/31/2012	7.45
88900000	CAP Move-Settlement	UZ	2000000368	10/31/2012	(1.86)
88900000	CAP Move-Settlement	UZ	2000000370	10/31/2012	(1,425.26)
88900000	CAP Move-Settlement	UZ	2000000370	10/31/2012	(1,857.92)
88900000	CAP Move-Settlement	UZ	2000000407	10/31/2012	(978.50)
88900000	CAP Move-Settlement	UZ	2000000374	10/31/2012	(27,464.30)
88900000	CAP Move-Settlement	UZ	2000000348	10/31/2012	(6,980.13)
88900000	CAP Move-Settlement	UZ	2000000357	10/31/2012	(487.91)

Kentucky American Water Company  
Case No. 2012-00520  
Response to PSC DR1, Item 31

Account	Description	Doc Type	Document Number	Posting Date	Amount
88900000	CAP Move-Settlement	UZ	2000000340	10/31/2012	(23,911.44)
88900000	CAP Move-Settlement	UZ	2000000348	10/31/2012	(2,340.36)
88900000	CAP Move-Settlement	UZ	2000000357	10/31/2012	(13,534.87)
88900000	CAP Move-Settlement	UZ	2000000370	10/31/2012	(2,156.20)
88900000	CAP Move-Settlement	UZ	2000000370	10/31/2012	(1,654.07)
88900000	CAP Move-Settlement	UZ	2000000374	10/31/2012	(27,464.30)
88900000	CAP Move-Settlement	UZ	2000000407	10/31/2012	(2,948,547.00)
88900000	CAP Move-Settlement	UZ	2000000370	10/31/2012	(37.15)
88900000	CAP Move-Settlement	UZ	2000000370	10/31/2012	(28.50)
88900000	CAP Move-Settlement	UZ	2000000357	10/31/2012	(98.91)
88900000	CAP Move-Settlement	UZ	2000000357	10/31/2012	(1.18)
88900000	CAP Move-Settlement	UZ	2000000357	10/31/2012	(116.55)
88900000	CAP Move-Settlement	UZ	2000000357	10/31/2012	(1.00)
88900000	CAP Move-Settlement	UZ	2000000362	10/31/2012	(117.73)
88900000	CAP Move-Settlement	UZ	2000000363	10/31/2012	(4.73)
88900000	CAP Move-Settlement	UZ	2000000363	10/31/2012	0.61
88900000	CAP Move-Settlement	UZ	2000000363	10/31/2012	(2.43)
88900000	CAP Move-Settlement	UZ	2000000368	10/31/2012	(0.64)
88900000	CAP Move-Settlement	UZ	2000000357	10/31/2012	704.04
88900000	CAP Move-Settlement	UZ	2000000357	10/31/2012	7.11
88900000	CAP Move-Settlement	UZ	2000000362	10/31/2012	(711.15)
88900000	CAP Move-Settlement	UZ	2000000370	10/31/2012	(36.85)
88900000	CAP Move-Settlement	UZ	2000000370	10/31/2012	(28.27)
88900000	CAP Move-Settlement	UZ	2000000357	10/31/2012	35.67
88900000	CAP Move-Settlement	UZ	2000000357	10/31/2012	677.72
88900000	CAP Move-Settlement	UZ	2000000362	10/31/2012	(713.39)
88900000	CAP Move-Settlement	UZ	2000000370	10/31/2012	(3.03)
88900000	CAP Move-Settlement	UZ	2000000370	10/31/2012	(3.95)
88900000	CAP Move-Settlement	UZ	2000000357	10/31/2012	5.59
88900000	CAP Move-Settlement	UZ	2000000357	10/31/2012	553.48
88900000	CAP Move-Settlement	UZ	2000000362	10/31/2012	(488.42)
88900000	CAP Move-Settlement	UZ	2000000363	10/31/2012	(4.23)
88900000	CAP Move-Settlement	UZ	2000000363	10/31/2012	33.05
88900000	CAP Move-Settlement	UZ	2000000363	10/31/2012	4.49
88900000	CAP Move-Settlement	UZ	2000000363	10/31/2012	17.01
88900000	CAP Move-Settlement	UZ	2000000370	10/31/2012	(23.20)
88900000	CAP Move-Settlement	UZ	2000000370	10/31/2012	(30.24)
88900000	CAP Move-Settlement	UZ	2000000357	10/31/2012	4.45
88900000	CAP Move-Settlement	UZ	2000000357	10/31/2012	440.40
88900000	CAP Move-Settlement	UZ	2000000362	10/31/2012	(600.89)
88900000	CAP Move-Settlement	UZ	2000000368	10/31/2012	(9.99)
88900000	CAP Move-Settlement	UZ	2000000368	10/31/2012	9.43
88900000	CAP Move-Settlement	UZ	2000000368	10/31/2012	(37.84)
88900000	CAP Move-Settlement	UZ	2000000368	10/31/2012	(73.54)
88900000	CAP Move-Settlement	UZ	2000000370	10/31/2012	(33.01)
88900000	CAP Move-Settlement	UZ	2000000370	10/31/2012	(25.32)
88900000	CAP Move-Settlement	UZ	2000000357	10/31/2012	7.13
88900000	CAP Move-Settlement	UZ	2000000357	10/31/2012	706.25
88900000	CAP Move-Settlement	UZ	2000000362	10/31/2012	(713.39)
88900000	CAP Move-Settlement	UZ	2000000370	10/31/2012	(18.60)
88900000	CAP Move-Settlement	UZ	2000000370	10/31/2012	(14.27)
88900000	CAP Move-Settlement	UZ	2000000357	10/31/2012	223.47
88900000	CAP Move-Settlement	UZ	2000000357	10/31/2012	2.26



Kentucky American Water Company  
Case No. 2012-00520  
Response to PSC DR1, Item 31

Account	Description	Doc Type	Document Number	Posting Date	Amount
88900000	CAP Move-Settlement	UZ	2000000362	10/31/2012	(600.89)
88900000	CAP Move-Settlement	UZ	2000000363	10/31/2012	(90.99)
88900000	CAP Move-Settlement	UZ	2000000363	10/31/2012	(176.82)
88900000	CAP Move-Settlement	UZ	2000000363	10/31/2012	22.66
88900000	CAP Move-Settlement	UZ	2000000363	10/31/2012	(24.03)
88900000	CAP Move-Settlement	UZ	2000000370	10/31/2012	(26.68)
88900000	CAP Move-Settlement	UZ	2000000370	10/31/2012	(34.78)
88900000	CAP Move-Settlement	UZ	2000000350	10/31/2012	(30,853.75)
88900000	CAP Move-Settlement	UZ	2000000357	10/31/2012	(2,192.08)
88900000	CAP Move-Settlement	UZ	2000000357	10/31/2012	(135.27)
88900000	CAP Move-Settlement	UZ	2000000357	10/31/2012	(614.09)
88900000	CAP Move-Settlement	UZ	2000000357	10/31/2012	(243.60)
88900000	CAP Move-Settlement	UZ	2000000374	10/31/2012	(25,000.00)
88900000	CAP Move-Settlement	UZ	2000000357	10/31/2012	15.01
88900000	CAP Move-Settlement	UZ	2000000363	10/31/2012	3.34
88900000	CAP Move-Settlement	UZ	2000000363	10/31/2012	6.48
88900000	CAP Move-Settlement	UZ	2000000363	10/31/2012	(0.83)
88900000	CAP Move-Settlement	UZ	2000000363	10/31/2012	0.88
88900000	CAP Move-Settlement	UZ	2000000357	10/31/2012	(68.69)
88900000	CAP Move-Settlement	UZ	2000000363	10/31/2012	(1.19)
88900000	CAP Move-Settlement	UZ	2000000363	10/31/2012	1.12
88900000	CAP Move-Settlement	UZ	2000000363	10/31/2012	(8.72)
88900000	CAP Move-Settlement	UZ	2000000368	10/31/2012	(4.49)
88900000	CAP Move-Settlement	UZ	2000000357	10/31/2012	(452.05)
88900000	CAP Move-Settlement	UZ	2000000357	10/31/2012	153.81
88900000	CAP Move-Settlement	UZ	2000000362	10/31/2012	(382.15)
88900000	CAP Move-Settlement	UZ	2000000363	10/31/2012	4.14
88900000	CAP Move-Settlement	UZ	2000000363	10/31/2012	15.66
88900000	CAP Move-Settlement	UZ	2000000363	10/31/2012	(3.90)
88900000	CAP Move-Settlement	UZ	2000000363	10/31/2012	30.45
88900000	CAP Move-Settlement	UZ	2000000374	10/31/2012	(1,057.00)
88900000	CAP Move-Settlement	UZ	2000000357	10/31/2012	(85.07)
88900000	CAP Move-Settlement	UZ	2000000357	10/31/2012	(89.33)
88900000	CAP Move-Settlement	UZ	2000000362	10/31/2012	(19.43)
88900000	CAP Move-Settlement	UZ	2000000357	10/31/2012	(0.32)
88900000	CAP Move-Settlement	UZ	2000000357	10/31/2012	(404.26)
88900000	CAP Move-Settlement	UZ	2000000363	10/31/2012	(17.31)
88900000	CAP Move-Settlement	UZ	2000000363	10/31/2012	(127.34)
88900000	CAP Move-Settlement	UZ	2000000368	10/31/2012	16.32
88900000	CAP Move-Settlement	UZ	2000000368	10/31/2012	(65.52)
88900000	CAP Move-Settlement	UZ	2000000357	10/31/2012	197.04
88900000	CAP Move-Settlement	UZ	2000000363	10/31/2012	(10.94)
88900000	CAP Move-Settlement	UZ	2000000363	10/31/2012	11.61
88900000	CAP Move-Settlement	UZ	2000000363	10/31/2012	85.39
88900000	CAP Move-Settlement	UZ	2000000368	10/31/2012	43.94
88900000	CAP Move-Settlement	UZ	2000000357	10/31/2012	(85.91)
88900000	CAP Move-Settlement	UZ	2000000357	10/31/2012	(7.30)
88900000	CAP Move-Settlement	UZ	2000000362	10/31/2012	(85.91)
88900000	CAP Move-Settlement	UZ	2000000407	10/31/2012	(11,443.00)
88900000	CAP Move-Settlement	UZ	2000000370	10/31/2012	(30.34)
88900000	CAP Move-Settlement	UZ	2000000370	10/31/2012	(39.55)
88900000	CAP Move-Settlement	UZ	2000000357	10/31/2012	(147.72)
88900000	CAP Move-Settlement	UZ	2000000363	10/31/2012	(9.08)

Kentucky American Water Company  
Case No. 2012-00520  
Response to PSC DR1, Item 31

Account	Description	Doc Type	Document Number	Posting Date	Amount
88900000	CAP Move-Settlement	UZ	2000000363	10/31/2012	(66.75)
88900000	CAP Move-Settlement	UZ	2000000363	10/31/2012	8.56
88900000	CAP Move-Settlement	UZ	2000000368	10/31/2012	(34.35)
88900000	CAP Move-Settlement	UZ	2000000350	10/31/2012	(137.64)
88900000	CAP Move-Settlement	UZ	2000000357	10/31/2012	111.29
88900000	CAP Move-Settlement	UZ	2000000357	10/31/2012	(572.54)
88900000	CAP Move-Settlement	UZ	2000000357	10/31/2012	(257.23)
88900000	CAP Move-Settlement	UZ	2000000357	10/31/2012	50.00
88900000	CAP Move-Settlement	UZ	2000000362	10/31/2012	(759.87)
88900000	CAP Move-Settlement	UZ	2000000363	10/31/2012	(30.09)
88900000	CAP Move-Settlement	UZ	2000000363	10/31/2012	(58.47)
88900000	CAP Move-Settlement	UZ	2000000363	10/31/2012	(7.95)
88900000	CAP Move-Settlement	UZ	2000000368	10/31/2012	7.49
88900000	CAP Move-Settlement	UZ	2000000374	10/31/2012	(8,100.00)
88900000	CAP Move-Settlement	UZ	2000000357	10/31/2012	(48.23)
88900000	CAP Move-Settlement	UZ	2000000357	10/31/2012	16.80
88900000	CAP Move-Settlement	UZ	2000000357	10/31/2012	37.39
88900000	CAP Move-Settlement	UZ	2000000357	10/31/2012	(21.67)
88900000	CAP Move-Settlement	UZ	2000000363	10/31/2012	12.43
88900000	CAP Move-Settlement	UZ	2000000363	10/31/2012	3.28
88900000	CAP Move-Settlement	UZ	2000000368	10/31/2012	24.16
88900000	CAP Move-Settlement	UZ	2000000368	10/31/2012	(3.10)
88900000	CAP Move-Settlement	UZ	2000000357	10/31/2012	(12.16)
88900000	CAP Move-Settlement	UZ	2000000357	10/31/2012	(27.06)
88900000	CAP Move-Settlement	UZ	2000000363	10/31/2012	(18.93)
88900000	CAP Move-Settlement	UZ	2000000363	10/31/2012	(9.74)
88900000	CAP Move-Settlement	UZ	2000000368	10/31/2012	2.43
88900000	CAP Move-Settlement	UZ	2000000368	10/31/2012	(2.57)
88900000	CAP Move-Settlement	UZ	2000000339	10/31/2012	(1,000.00)
88900000	CAP Move-Settlement	UZ	2000000357	10/31/2012	(48.23)
88900000	CAP Move-Settlement	UZ	2000000357	10/31/2012	(21.67)
88900000	CAP Move-Settlement	UZ	2000000374	10/31/2012	(10,000.00)
88900000	CAP Move-Settlement	UZ	2000000357	10/31/2012	1,413.48
88900000	CAP Move-Settlement	UZ	2000000357	10/31/2012	(1,488.89)
88900000	CAP Move-Settlement	UZ	2000000362	10/31/2012	(1,418.99)
88900000	CAP Move-Settlement	UZ	2000000363	10/31/2012	2.59
88900000	CAP Move-Settlement	UZ	2000000363	10/31/2012	0.69
88900000	CAP Move-Settlement	UZ	2000000368	10/31/2012	5.04
88900000	CAP Move-Settlement	UZ	2000000368	10/31/2012	(0.65)
88900000	CAP Move-Settlement	UZ	2000000339	10/31/2012	(3,400.00)
88900000	CAP Move-Settlement	UZ	2000000343	10/31/2012	(633.06)
88900000	CAP Move-Settlement	UZ	2000000357	10/31/2012	(208.82)
88900000	CAP Move-Settlement	UZ	2000000357	10/31/2012	(237.66)
88900000	CAP Move-Settlement	UZ	2000000357	10/31/2012	(139.92)
88900000	CAP Move-Settlement	UZ	2000000357	10/31/2012	(48.40)
88900000	CAP Move-Settlement	UZ	2000000339	10/31/2012	(1,275.00)
88900000	CAP Move-Settlement	UZ	2000000343	10/31/2012	(237.11)
88900000	CAP Move-Settlement	UZ	2000000357	10/31/2012	(150.22)
88900000	CAP Move-Settlement	UZ	2000000357	10/31/2012	(89.12)
88900000	CAP Move-Settlement	UZ	2000000339	10/31/2012	(13,509.00)
88900000	CAP Move-Settlement	UZ	2000000346	10/31/2012	870.17
88900000	CAP Move-Settlement	UZ	2000000357	10/31/2012	301.34
88900000	CAP Move-Settlement	UZ	2000000357	10/31/2012	(14.58)

Kentucky American Water Company  
Case No. 2012-00520  
Response to PSC DR1, Item 31

Account	Description	Doc Type	Document Number	Posting Date	Amount
88900000	CAP Move-Settlement	UZ	2000000363	10/31/2012	(128.61)
88900000	CAP Move-Settlement	UZ	2000000363	10/31/2012	(17.48)
88900000	CAP Move-Settlement	UZ	2000000363	10/31/2012	16.48
88900000	CAP Move-Settlement	UZ	2000000363	10/31/2012	(66.18)
88900000	CAP Move-Settlement	UZ	2000000357	10/31/2012	5,719.00
88900000	CAP Move-Settlement	UZ	2000000343	10/31/2012	(784.73)
88900000	CAP Move-Settlement	UZ	2000000357	10/31/2012	(20.90)
88900000	CAP Move-Settlement	UZ	2000000357	10/31/2012	(46.52)
88900000	CAP Move-Settlement	UZ	2000000357	10/31/2012	(8.56)
88900000	CAP Move-Settlement	UZ	2000000357	10/31/2012	(3.85)
88900000	CAP Move-Settlement	UZ	2000000363	10/31/2012	(0.78)
88900000	CAP Move-Settlement	UZ	2000000363	10/31/2012	(2.95)
88900000	CAP Move-Settlement	UZ	2000000363	10/31/2012	0.73
88900000	CAP Move-Settlement	UZ	2000000363	10/31/2012	(5.73)
88900000	CAP Move-Settlement	UZ	2000000343	10/31/2012	(219.76)
88900000	CAP Move-Settlement	UZ	2000000357	10/31/2012	(4.76)
88900000	CAP Move-Settlement	UZ	2000000357	10/31/2012	(10.60)
88900000	CAP Move-Settlement	UZ	2000000339	10/31/2012	(879.45)
88900000	CAP Move-Settlement	UZ	2000000343	10/31/2012	(1,309.79)
88900000	CAP Move-Settlement	UZ	2000000346	10/31/2012	957.27
88900000	CAP Move-Settlement	UZ	2000000357	10/31/2012	(107.28)
88900000	CAP Move-Settlement	UZ	2000000357	10/31/2012	(366.55)
88900000	CAP Move-Settlement	UZ	2000000357	10/31/2012	(238.79)
88900000	CAP Move-Settlement	UZ	2000000357	10/31/2012	(815.86)
88900000	CAP Move-Settlement	UZ	2000000362	10/31/2012	(276.17)
88900000	CAP Move-Settlement	UZ	2000000363	10/31/2012	(495.91)
88900000	CAP Move-Settlement	UZ	2000000363	10/31/2012	63.55
88900000	CAP Move-Settlement	UZ	2000000363	10/31/2012	(255.18)
88900000	CAP Move-Settlement	UZ	2000000363	10/31/2012	(67.40)
88900000	CAP Move-Settlement	UZ	2000000374	10/31/2012	(5,900.00)
88900000	CAP Move-Settlement	UZ	2000000391	10/31/2012	(1,000.00)
88900000	CAP Move-Settlement	UZ	2000000357	10/31/2012	(22.10)
88900000	CAP Move-Settlement	UZ	2000000357	10/31/2012	(49.20)
88900000	CAP Move-Settlement	UZ	2000000370	10/31/2012	(11.76)
88900000	CAP Move-Settlement	UZ	2000000370	10/31/2012	(15.33)
88900000	CAP Move-Settlement	UZ	2000000357	10/31/2012	(4.02)
88900000	CAP Move-Settlement	UZ	2000000357	10/31/2012	(8.94)
88900000	CAP Move-Settlement	UZ	2000000370	10/31/2012	(2.77)
88900000	CAP Move-Settlement	UZ	2000000370	10/31/2012	(3.61)
88900000	CAP Move-Settlement	UZ	2000000357	10/31/2012	(222.24)
88900000	CAP Move-Settlement	UZ	2000000339	10/31/2012	(210.00)
88900000	CAP Move-Settlement	UZ	2000000346	10/31/2012	(458.72)
88900000	CAP Move-Settlement	UZ	2000000357	10/31/2012	(243.48)
88900000	CAP Move-Settlement	UZ	2000000357	10/31/2012	(14.68)
88900000	CAP Move-Settlement	UZ	2000000357	10/31/2012	(39.03)
88900000	CAP Move-Settlement	UZ	2000000343	10/31/2012	(28,620.00)
88900000	CAP Move-Settlement	UZ	2000000357	10/31/2012	1,889.68
88900000	CAP Move-Settlement	UZ	2000000357	10/31/2012	(2,000.54)
88900000	CAP Move-Settlement	UZ	2000000362	10/31/2012	(1,889.68)
88900000	CAP Move-Settlement	UZ	2000000407	10/31/2012	(166,950.00)
88900000	CAP Move-Settlement	UZ	2000000339	10/31/2012	(3,830.00)
88900000	CAP Move-Settlement	UZ	2000000346	10/31/2012	1,758.43
88900000	CAP Move-Settlement	UZ	2000000357	10/31/2012	(41.24)

Kentucky American Water Company  
Case No. 2012-00520  
Response to PSC DR1, Item 31

Account	Description	Doc Type	Document Number	Posting Date	Amount
88900000	CAP Move-Settlement	UZ	2000000357	10/31/2012	563.89
88900000	CAP Move-Settlement	UZ	2000000363	10/31/2012	(18.50)
88900000	CAP Move-Settlement	UZ	2000000363	10/31/2012	(70.02)
88900000	CAP Move-Settlement	UZ	2000000363	10/31/2012	(136.09)
88900000	CAP Move-Settlement	UZ	2000000363	10/31/2012	17.44
88900000	CAP Move-Settlement	UZ	2000000339	10/31/2012	(1,005.00)
88900000	CAP Move-Settlement	UZ	2000000346	10/31/2012	(1,299.71)
88900000	CAP Move-Settlement	UZ	2000000357	10/31/2012	(369.86)
88900000	CAP Move-Settlement	UZ	2000000357	10/31/2012	(70.25)
88900000	CAP Move-Settlement	UZ	2000000346	10/31/2012	(6.17)
88900000	CAP Move-Settlement	UZ	2000000357	10/31/2012	(0.45)
88900000	CAP Move-Settlement	UZ	2000000357	10/31/2012	(0.11)
88900000	CAP Move-Settlement	UZ	2000000357	10/31/2012	(3.04)
88900000	CAP Move-Settlement	UZ	2000000357	10/31/2012	(0.73)
88900000	CAP Move-Settlement	UZ	2000000362	10/31/2012	(3.50)
88900000	CAP Move-Settlement	UZ	2000000363	10/31/2012	(1.82)
88900000	CAP Move-Settlement	UZ	2000000363	10/31/2012	(0.93)
88900000	CAP Move-Settlement	UZ	2000000363	10/31/2012	0.23
88900000	CAP Move-Settlement	UZ	2000000363	10/31/2012	(0.25)
88900000	CAP Move-Settlement	UZ	2000000340	10/31/2012	(3,275.00)
88900000	CAP Move-Settlement	UZ	2000000343	10/31/2012	(2,110.09)
88900000	CAP Move-Settlement	UZ	2000000346	10/31/2012	282.21
88900000	CAP Move-Settlement	UZ	2000000357	10/31/2012	(184.60)
88900000	CAP Move-Settlement	UZ	2000000357	10/31/2012	(41.13)
88900000	CAP Move-Settlement	UZ	2000000357	10/31/2012	(275.23)
88900000	CAP Move-Settlement	UZ	2000000357	10/31/2012	(1,235.35)
88900000	CAP Move-Settlement	UZ	2000000362	10/31/2012	(17.53)
88900000	CAP Move-Settlement	UZ	2000000363	10/31/2012	(42.59)
88900000	CAP Move-Settlement	UZ	2000000363	10/31/2012	40.16
88900000	CAP Move-Settlement	UZ	2000000368	10/31/2012	(161.24)
88900000	CAP Move-Settlement	UZ	2000000368	10/31/2012	(313.34)
88900000	CAP Move-Settlement	UZ	2000000374	10/31/2012	(400.00)
88900000	CAP Move-Settlement	UZ	2000000357	10/31/2012	(11.68)
88900000	CAP Move-Settlement	UZ	2000000357	10/31/2012	1.74
88900000	CAP Move-Settlement	UZ	2000000357	10/31/2012	11.68
88900000	CAP Move-Settlement	UZ	2000000357	10/31/2012	(1.74)
88900000	CAP Move-Settlement	UZ	2000000362	10/31/2012	(13.42)
88900000	CAP Move-Settlement	UZ	2000000357	10/31/2012	(60.81)
88900000	CAP Move-Settlement	UZ	2000000357	10/31/2012	(9.09)
88900000	CAP Move-Settlement	UZ	2000000357	10/31/2012	(17.79)
88900000	CAP Move-Settlement	UZ	2000000357	10/31/2012	(2.66)
88900000	CAP Move-Settlement	UZ	2000000363	10/31/2012	(1.16)
88900000	CAP Move-Settlement	UZ	2000000363	10/31/2012	(4.42)
88900000	CAP Move-Settlement	UZ	2000000368	10/31/2012	1.10
88900000	CAP Move-Settlement	UZ	2000000368	10/31/2012	(8.58)
88900000	CAP Move-Settlement	UZ	2000000357	10/31/2012	(0.68)
88900000	CAP Move-Settlement	UZ	2000000357	10/31/2012	(4.53)
88900000	CAP Move-Settlement	UZ	2000000363	10/31/2012	(1.25)
88900000	CAP Move-Settlement	UZ	2000000363	10/31/2012	(0.33)
88900000	CAP Move-Settlement	UZ	2000000363	10/31/2012	0.31
88900000	CAP Move-Settlement	UZ	2000000368	10/31/2012	(2.44)
88900000	CAP Move-Settlement	UZ	2000000407	10/31/2012	(9,495.00)
88900000	CAP Move-Settlement	UZ	2000000407	10/31/2012	(12,232.00)

Kentucky American Water Company  
Case No. 2012-00520  
Response to PSC DR1, Item 31

Account	Description	Doc Type	Document Number	Posting Date	Amount
88900000	CAP Move-Settlement	UZ	2000000339	10/31/2012	(29,025.00)
88900000	CAP Move-Settlement	UZ	2000000339	10/31/2012	(54,524.00)
88900000	CAP Move-Settlement	UZ	2000000343	10/31/2012	(114,480.00)
88900000	CAP Move-Settlement	UZ	2000000357	10/31/2012	(12,042.74)
88900000	CAP Move-Settlement	UZ	2000000357	10/31/2012	(1,799.49)
88900000	CAP Move-Settlement	UZ	2000000357	10/31/2012	(431.71)
88900000	CAP Move-Settlement	UZ	2000000357	10/31/2012	(2,889.12)
88900000	CAP Move-Settlement	UZ	2000000363	10/31/2012	96.31
88900000	CAP Move-Settlement	UZ	2000000363	10/31/2012	(102.14)
88900000	CAP Move-Settlement	UZ	2000000368	10/31/2012	(386.68)
88900000	CAP Move-Settlement	UZ	2000000368	10/31/2012	(751.47)
88900000	CAP Move-Settlement	UZ	2000000407	10/31/2012	(166,950.00)
88900000	CAP Move-Settlement	UZ	2000000407	10/31/2012	(141,835.50)
88900000	CAP Move-Settlement	UZ	2000000407	10/31/2012	(5,307.00)
88900000	CAP Move-Settlement	UZ	2000000339	10/31/2012	(172.00)
88900000	CAP Move-Settlement	UZ	2000000339	10/31/2012	(64.50)
88900000	CAP Move-Settlement	UZ	2000000357	10/31/2012	(55.23)
88900000	CAP Move-Settlement	UZ	2000000357	10/31/2012	(8.25)
88900000	CAP Move-Settlement	UZ	2000000357	10/31/2012	12.70
88900000	CAP Move-Settlement	UZ	2000000357	10/31/2012	1.90
88900000	CAP Move-Settlement	UZ	2000000363	10/31/2012	(3.76)
88900000	CAP Move-Settlement	UZ	2000000363	10/31/2012	29.36
88900000	CAP Move-Settlement	UZ	2000000363	10/31/2012	3.99
88900000	CAP Move-Settlement	UZ	2000000368	10/31/2012	15.10
88900000	CAP Move-Settlement	UZ	2000000357	10/31/2012	(13.71)
88900000	CAP Move-Settlement	UZ	2000000357	10/31/2012	(91.77)
88900000	CAP Move-Settlement	UZ	2000000363	10/31/2012	(16.76)
88900000	CAP Move-Settlement	UZ	2000000363	10/31/2012	(4.43)
88900000	CAP Move-Settlement	UZ	2000000363	10/31/2012	(32.57)
88900000	CAP Move-Settlement	UZ	2000000368	10/31/2012	4.18
88900000	CAP Move-Settlement	UZ	2000000346	10/31/2012	(276.04)
88900000	CAP Move-Settlement	UZ	2000000357	10/31/2012	(3.40)
88900000	CAP Move-Settlement	UZ	2000000357	10/31/2012	(22.74)
88900000	CAP Move-Settlement	UZ	2000000370	10/31/2012	(0.15)
88900000	CAP Move-Settlement	UZ	2000000370	10/31/2012	(0.19)
88900000	CAP Move-Settlement	UZ	2000000357	10/31/2012	(192.50)
88900000	CAP Move-Settlement	UZ	2000000363	10/31/2012	(81.69)
88900000	CAP Move-Settlement	UZ	2000000363	10/31/2012	10.47
88900000	CAP Move-Settlement	UZ	2000000363	10/31/2012	(42.03)
88900000	CAP Move-Settlement	UZ	2000000363	10/31/2012	(11.11)
88900000	CAP Move-Settlement	UZ	2000000363	10/31/2012	(3.52)
88900000	CAP Move-Settlement	UZ	2000000363	10/31/2012	(6.85)
88900000	CAP Move-Settlement	UZ	2000000363	10/31/2012	0.88
88900000	CAP Move-Settlement	UZ	2000000368	10/31/2012	(0.93)
88900000	CAP Move-Settlement	UZ	2000000357	10/31/2012	1,904.81
88900000	CAP Move-Settlement	UZ	2000000407	10/31/2012	(30,038.53)
88900000	CAP Move-Settlement	UZ	2000000339	10/31/2012	(4,062.92)
88900000	CAP Move-Settlement	UZ	2000000357	10/31/2012	(284.00)
88900000	CAP Move-Settlement	UZ	2000000350	10/31/2012	(158,295.06)
88900000	CAP Move-Settlement	UZ	2000000357	10/31/2012	(723.28)
88900000	CAP Move-Settlement	UZ	2000000357	10/31/2012	(11,064.82)
88900000	CAP Move-Settlement	UZ	2000000363	10/31/2012	21.96
88900000	CAP Move-Settlement	UZ	2000000363	10/31/2012	(88.19)

Kentucky American Water Company  
Case No. 2012-00520  
Response to PSC DR1, Item 31

Account	Description	Doc Type	Document Number	Posting Date	Amount
88900000	CAP Move-Settlement	UZ	2000000363	10/31/2012	(171.37)
88900000	CAP Move-Settlement	UZ	2000000363	10/31/2012	(23.30)
88900000	CAP Move-Settlement	UZ	2000000370	10/31/2012	(1,388.84)
88900000	CAP Move-Settlement	UZ	2000000370	10/31/2012	(1,065.41)
88900000	CAP Move-Settlement	UZ	2000000357	10/31/2012	(1,366.75)
88900000	CAP Move-Settlement	UZ	2000000370	10/31/2012	(38.18)
88900000	CAP Move-Settlement	UZ	2000000370	10/31/2012	(29.29)
88900000	CAP Move-Settlement	UZ	2000000357	10/31/2012	(203.80)
88900000	CAP Move-Settlement	UZ	2000000370	10/31/2012	(60.02)
88900000	CAP Move-Settlement	UZ	2000000370	10/31/2012	(46.04)
88900000	CAP Move-Settlement	UZ	2000000357	10/31/2012	12.59
88900000	CAP Move-Settlement	UZ	2000000357	10/31/2012	(40.17)
88900000	CAP Move-Settlement	UZ	2000000363	10/31/2012	2.33
88900000	CAP Move-Settlement	UZ	2000000363	10/31/2012	(9.37)
88900000	CAP Move-Settlement	UZ	2000000363	10/31/2012	(18.21)
88900000	CAP Move-Settlement	UZ	2000000363	10/31/2012	(2.47)
88900000	CAP Move-Settlement	UZ	2000000370	10/31/2012	(417.21)
88900000	CAP Move-Settlement	UZ	2000000370	10/31/2012	(543.87)
88900000	CAP Move-Settlement	UZ	2000000407	10/31/2012	(17,222.57)
88900000	CAP Move-Settlement	UZ	2000000357	10/31/2012	(44.57)
88900000	CAP Move-Settlement	UZ	2000000363	10/31/2012	2.52
88900000	CAP Move-Settlement	UZ	2000000363	10/31/2012	(10.10)
88900000	CAP Move-Settlement	UZ	2000000363	10/31/2012	(19.63)
88900000	CAP Move-Settlement	UZ	2000000368	10/31/2012	(2.67)
88900000	CAP Move-Settlement	UZ	2000000370	10/31/2012	(251.76)
88900000	CAP Move-Settlement	UZ	2000000370	10/31/2012	(328.18)
88900000	CAP Move-Settlement	UZ	2000000357	10/31/2012	(230.62)
88900000	CAP Move-Settlement	UZ	2000000370	10/31/2012	(6.44)
88900000	CAP Move-Settlement	UZ	2000000370	10/31/2012	(4.94)
88900000	CAP Move-Settlement	UZ	2000000357	10/31/2012	(0.31)
88900000	CAP Move-Settlement	UZ	2000000357	10/31/2012	(0.03)
88900000	CAP Move-Settlement	UZ	2000000357	10/31/2012	(9.38)
88900000	CAP Move-Settlement	UZ	2000000370	10/31/2012	(33.29)
88900000	CAP Move-Settlement	UZ	2000000370	10/31/2012	(43.39)
88900000	CAP Move-Settlement	UZ	2000000357	10/31/2012	(534.74)
88900000	CAP Move-Settlement	UZ	2000000357	10/31/2012	(59.42)
88900000	CAP Move-Settlement	UZ	2000000357	10/31/2012	59.42
88900000	CAP Move-Settlement	UZ	2000000357	10/31/2012	534.74
88900000	CAP Move-Settlement	UZ	2000000362	10/31/2012	(594.15)
88900000	CAP Move-Settlement	UZ	2000000370	10/31/2012	(14.50)
88900000	CAP Move-Settlement	UZ	2000000370	10/31/2012	(11.13)
88900000	CAP Move-Settlement	UZ	2000000357	10/31/2012	(2,651.96)
88900000	CAP Move-Settlement	UZ	2000000374	10/31/2012	(5,000.00)
88900000	CAP Move-Settlement	UZ	2000000374	10/31/2012	(5,000.00)
88900000	CAP Move-Settlement	UZ	2000000357	10/31/2012	(17.81)
88900000	CAP Move-Settlement	UZ	2000000357	10/31/2012	2,097.00
88900000	CAP Move-Settlement	UZ	2000000362	10/31/2012	(2,097.00)
88900000	CAP Move-Settlement	UZ	2000000374	10/31/2012	(30,000.00)
88900000	CAP Move-Settlement	UZ	2000000374	10/31/2012	(30,000.00)
88900000	CAP Move-Settlement	UZ	2000000346	10/31/2012	500.00
88900000	CAP Move-Settlement	UZ	2000000346	10/31/2012	(1,000.00)
88900000	CAP Move-Settlement	UZ	2000000346	10/31/2012	500.00
88900000	CAP Move-Settlement	UZ	2000000374	10/31/2012	(30,000.00)

Kentucky American Water Company  
Case No. 2012-00520  
Response to PSC DR1, Item 31

Account	Description	Doc Type	Document Number	Posting Date	Amount
88900000	CAP Move-Settlement	UZ	2000000374	10/31/2012	(30,000.00)
88900000	CAP Move-Settlement	UZ	2000000357	10/31/2012	2,596.52
88900000	CAP Move-Settlement	UZ	2000000362	10/31/2012	(3,475.17)
88900000	CAP Move-Settlement	UZ	2000000407	10/31/2012	(8,379.00)
88900000	CAP Move-Settlement	UZ	2000000357	10/31/2012	(2,994.27)
88900000	CAP Move-Settlement	UZ	2000000374	10/31/2012	(78,000.00)
88900000	CAP Move-Settlement	UZ	2000000374	10/31/2012	(78,677.17)
88900000	CAP Move-Settlement	UZ	2000000370	10/31/2012	(65.22)
88900000	CAP Move-Settlement	UZ	2000000370	10/31/2012	(85.02)
88900000	CAP Move-Settlement	UZ	2000000357	10/31/2012	(419.40)
88900000	CAP Move-Settlement	UZ	2000000370	10/31/2012	(96.90)
88900000	CAP Move-Settlement	UZ	2000000370	10/31/2012	(74.33)
88900000	CAP Move-Settlement	UZ	2000000407	10/31/2012	(360.00)
88900000	CAP Move-Settlement	UZ	2000000370	10/31/2012	(45.37)
88900000	CAP Move-Settlement	UZ	2000000370	10/31/2012	(34.80)
88900000	CAP Move-Settlement	UZ	2000000343	10/31/2012	4,226.25
88900000	CAP Move-Settlement	UZ	2000000357	10/31/2012	(521.54)
88900000	CAP Move-Settlement	UZ	2000000370	10/31/2012	(19.79)
88900000	CAP Move-Settlement	UZ	2000000370	10/31/2012	(15.18)
88900000	CAP Move-Settlement	UZ	2000000407	10/31/2012	(22,793.44)
88900000	CAP Move-Settlement	UZ	2000000350	10/31/2012	(21,337.67)
88900000	CAP Move-Settlement	UZ	2000000357	10/31/2012	(149.15)
88900000	CAP Move-Settlement	UZ	2000000357	10/31/2012	(1,342.35)
88900000	CAP Move-Settlement	UZ	2000000370	10/31/2012	(0.77)
88900000	CAP Move-Settlement	UZ	2000000370	10/31/2012	(0.59)
88900000	CAP Move-Settlement	UZ	2000000357	10/31/2012	26.31
88900000	CAP Move-Settlement	UZ	2000000357	10/31/2012	2.92
88900000	CAP Move-Settlement	UZ	2000000370	10/31/2012	(25.68)
88900000	CAP Move-Settlement	UZ	2000000370	10/31/2012	(19.70)
88900000	CAP Move-Settlement	UZ	2000000357	10/31/2012	(175.60)
88900000	CAP Move-Settlement	UZ	2000000357	10/31/2012	(1,580.43)
88900000	CAP Move-Settlement	UZ	2000000343	10/31/2012	(54,023.18)
88900000	CAP Move-Settlement	UZ	2000000357	10/31/2012	(377.62)
88900000	CAP Move-Settlement	UZ	2000000357	10/31/2012	(3,398.60)
88900000	CAP Move-Settlement	UZ	2000000350	10/31/2012	(10,342.70)
88900000	CAP Move-Settlement	UZ	2000000357	10/31/2012	(650.66)
88900000	CAP Move-Settlement	UZ	2000000357	10/31/2012	(72.30)
88900000	CAP Move-Settlement	UZ	2000000407	10/31/2012	(14,994.00)
88900000	CAP Move-Settlement	UZ	2000000357	10/31/2012	(340.24)
88900000	CAP Move-Settlement	UZ	2000000370	10/31/2012	(0.48)
88900000	CAP Move-Settlement	UZ	2000000370	10/31/2012	(0.62)
88900000	CAP Move-Settlement	UZ	2000000357	10/31/2012	3,417.91
88900000	CAP Move-Settlement	UZ	2000000362	10/31/2012	(3,495.00)
88900000	CAP Move-Settlement	UZ	2000000363	10/31/2012	4.51
88900000	CAP Move-Settlement	UZ	2000000363	10/31/2012	(35.20)
88900000	CAP Move-Settlement	UZ	2000000363	10/31/2012	(4.79)
88900000	CAP Move-Settlement	UZ	2000000363	10/31/2012	(18.11)
88900000	CAP Move-Settlement	UZ	2000000370	10/31/2012	(1,145.39)
88900000	CAP Move-Settlement	UZ	2000000370	10/31/2012	(878.66)
88900000	CAP Move-Settlement	UZ	2000000370	10/31/2012	(11.69)
88900000	CAP Move-Settlement	UZ	2000000370	10/31/2012	(8.97)
88900000	CAP Move-Settlement	UZ	2000000357	10/31/2012	6.64
88900000	CAP Move-Settlement	UZ	2000000357	10/31/2012	657.41

Kentucky American Water Company  
Case No. 2012-00520  
Response to PSC DR1, Item 31

Account	Description	Doc Type	Document Number	Posting Date	Amount
88900000	CAP Move-Settlement	UZ	2000000362	10/31/2012	(664.05)
88900000	CAP Move-Settlement	UZ	2000000370	10/31/2012	(13.28)
88900000	CAP Move-Settlement	UZ	2000000370	10/31/2012	(17.31)
88900000	CAP Move-Settlement	UZ	2000000357	10/31/2012	294.72
88900000	CAP Move-Settlement	UZ	2000000357	10/31/2012	2.98
88900000	CAP Move-Settlement	UZ	2000000362	10/31/2012	(662.88)
88900000	CAP Move-Settlement	UZ	2000000363	10/31/2012	(171.87)
88900000	CAP Move-Settlement	UZ	2000000363	10/31/2012	22.02
88900000	CAP Move-Settlement	UZ	2000000368	10/31/2012	(23.36)
88900000	CAP Move-Settlement	UZ	2000000368	10/31/2012	(88.43)
88900000	CAP Move-Settlement	UZ	2000000370	10/31/2012	(37.46)
88900000	CAP Move-Settlement	UZ	2000000370	10/31/2012	(28.74)
88900000	CAP Move-Settlement	UZ	2000000357	10/31/2012	664.05
88900000	CAP Move-Settlement	UZ	2000000362	10/31/2012	(664.05)
88900000	CAP Move-Settlement	UZ	2000000370	10/31/2012	(17.45)
88900000	CAP Move-Settlement	UZ	2000000370	10/31/2012	(13.39)
88900000	CAP Move-Settlement	UZ	2000000357	10/31/2012	33.21
88900000	CAP Move-Settlement	UZ	2000000357	10/31/2012	117.74
88900000	CAP Move-Settlement	UZ	2000000363	10/31/2012	35.16
88900000	CAP Move-Settlement	UZ	2000000363	10/31/2012	(8.76)
88900000	CAP Move-Settlement	UZ	2000000363	10/31/2012	9.29
88900000	CAP Move-Settlement	UZ	2000000368	10/31/2012	68.33
88900000	CAP Move-Settlement	UZ	2000000357	10/31/2012	(105.58)
88900000	CAP Move-Settlement	UZ	2000000363	10/31/2012	3.25
88900000	CAP Move-Settlement	UZ	2000000363	10/31/2012	(13.03)
88900000	CAP Move-Settlement	UZ	2000000363	10/31/2012	(25.32)
88900000	CAP Move-Settlement	UZ	2000000363	10/31/2012	(3.45)
88900000	CAP Move-Settlement	UZ	2000000357	10/31/2012	(11.02)
88900000	CAP Move-Settlement	UZ	2000000357	10/31/2012	(4.95)
88900000	CAP Move-Settlement	UZ	2000000357	10/31/2012	(33.99)
88900000	CAP Move-Settlement	UZ	2000000363	10/31/2012	(0.38)
88900000	CAP Move-Settlement	UZ	2000000363	10/31/2012	(1.43)
88900000	CAP Move-Settlement	UZ	2000000363	10/31/2012	0.35
88900000	CAP Move-Settlement	UZ	2000000368	10/31/2012	(2.79)
88900000	CAP Move-Settlement	UZ	2000000357	10/31/2012	(3.39)
88900000	CAP Move-Settlement	UZ	2000000357	10/31/2012	(22.68)
88900000	CAP Move-Settlement	UZ	2000000363	10/31/2012	1.10
88900000	CAP Move-Settlement	UZ	2000000363	10/31/2012	(4.41)
88900000	CAP Move-Settlement	UZ	2000000368	10/31/2012	(8.57)
88900000	CAP Move-Settlement	UZ	2000000368	10/31/2012	(1.17)
88900000	CAP Move-Settlement	UZ	2000000357	10/31/2012	(250.02)
88900000	CAP Move-Settlement	UZ	2000000363	10/31/2012	(106.10)
88900000	CAP Move-Settlement	UZ	2000000363	10/31/2012	(54.60)
88900000	CAP Move-Settlement	UZ	2000000368	10/31/2012	13.59
88900000	CAP Move-Settlement	UZ	2000000368	10/31/2012	(14.42)
88900000	CAP Move-Settlement	UZ	2000000409	10/31/2012	(6,127.00)
88900000	CAP Move-Settlement	UZ	2000000357	10/31/2012	509.73
88900000	CAP Move-Settlement	UZ	2000000362	10/31/2012	(509.73)
88900000	CAP Move-Settlement	UZ	2000000370	10/31/2012	(11.55)
88900000	CAP Move-Settlement	UZ	2000000370	10/31/2012	(15.06)
88900000	CAP Move-Settlement	UZ	2000000407	10/31/2012	(7,292.22)
88900000	CAP Move-Settlement	UZ	2000000339	10/31/2012	(2,031.46)
88900000	CAP Move-Settlement	UZ	2000000357	10/31/2012	(142.00)



Kentucky American Water Company  
Case No. 2012-00520  
Response to PSC DR1, Item 31

Account	Description	Doc Type	Document Number	Posting Date	Amount
88900000	CAP Move-Settlement	UZ	2000000357	10/31/2012	(371.13)
88900000	CAP Move-Settlement	UZ	2000000370	10/31/2012	(10.37)
88900000	CAP Move-Settlement	UZ	2000000370	10/31/2012	(7.95)
88900000	CAP Move-Settlement	UZ	2000000350	10/31/2012	(7,749.66)
88900000	CAP Move-Settlement	UZ	2000000357	10/31/2012	(487.53)
88900000	CAP Move-Settlement	UZ	2000000357	10/31/2012	(54.17)
88900000	CAP Move-Settlement	UZ	2000000357	10/31/2012	(32.05)
88900000	CAP Move-Settlement	UZ	2000000357	10/31/2012	(14.40)
88900000	CAP Move-Settlement	UZ	2000000363	10/31/2012	(10.15)
88900000	CAP Move-Settlement	UZ	2000000363	10/31/2012	2.52
88900000	CAP Move-Settlement	UZ	2000000363	10/31/2012	(19.72)
88900000	CAP Move-Settlement	UZ	2000000368	10/31/2012	(2.68)
88900000	CAP Move-Settlement	UZ	2000000357	10/31/2012	(859.75)
88900000	CAP Move-Settlement	UZ	2000000357	10/31/2012	(8.68)
88900000	CAP Move-Settlement	UZ	2000000357	10/31/2012	(497.91)
88900000	CAP Move-Settlement	UZ	2000000357	10/31/2012	(239.26)
88900000	CAP Move-Settlement	UZ	2000000350	10/31/2012	(15,250.49)
88900000	CAP Move-Settlement	UZ	2000000357	10/31/2012	(959.41)
88900000	CAP Move-Settlement	UZ	2000000357	10/31/2012	(106.60)
88900000	CAP Move-Settlement	UZ	2000000370	10/31/2012	(98.77)
88900000	CAP Move-Settlement	UZ	2000000370	10/31/2012	(75.77)
88900000	CAP Move-Settlement	UZ	2000000388	10/31/2012	(4.69)
88900000	CAP Move-Settlement	UZ	2000000389	10/31/2012	(72.70)
88900000	CAP Move-Settlement	UZ	2000000391	10/31/2012	(62.84)
88900000	CAP Move-Settlement	UZ	2000000391	10/31/2012	(9.51)
88900000	CAP Move-Settlement	UZ	2000000391	10/31/2012	97.60
88900000	CAP Move-Settlement	UZ	2000000391	10/31/2012	(1.00)
88900000	CAP Move-Settlement	UZ	2000000399	10/31/2012	(36.30)
88900000	CAP Move-Settlement	UZ	2000000399	10/31/2012	0.10
88900000	CAP Move-Settlement	UZ	2000000399	10/31/2012	0.27
88900000	CAP Move-Settlement	UZ	2000000400	10/31/2012	(6.30)
88900000	CAP Move-Settlement	UZ	2000000400	10/31/2012	(2.59)
88900000	CAP Move-Settlement	UZ	2000000400	10/31/2012	(1.04)
88900000	CAP Move-Settlement	UZ	2000000400	10/31/2012	0.15
88900000	CAP Move-Settlement	UZ	2000000400	10/31/2012	(89.03)
88900000	CAP Move-Settlement	UZ	2000000401	10/31/2012	0.73
88900000	CAP Move-Settlement	UZ	2000000402	10/31/2012	(8.03)
88900000	CAP Move-Settlement	UZ	2000000402	10/31/2012	(0.08)
88900000	CAP Move-Settlement	UZ	2000000402	10/31/2012	(6.70)
88900000	CAP Move-Settlement	UZ	2000000402	10/31/2012	(14.20)
88900000	CAP Move-Settlement	UZ	2000000402	10/31/2012	(3.22)
88900000	CAP Move-Settlement	UZ	2000000402	10/31/2012	(1.80)
88900000	CAP Move-Settlement	UZ	2000000402	10/31/2012	(11.70)
88900000	CAP Move-Settlement	UZ	2000000388	10/31/2012	98.17
88900000	CAP Move-Settlement	UZ	2000000389	10/31/2012	(9.51)
88900000	CAP Move-Settlement	UZ	2000000389	10/31/2012	(72.70)
88900000	CAP Move-Settlement	UZ	2000000391	10/31/2012	(4.69)
88900000	CAP Move-Settlement	UZ	2000000391	10/31/2012	(110.62)
88900000	CAP Move-Settlement	UZ	2000000391	10/31/2012	(1.00)
88900000	CAP Move-Settlement	UZ	2000000400	10/31/2012	(3.22)
88900000	CAP Move-Settlement	UZ	2000000400	10/31/2012	(89.03)
88900000	CAP Move-Settlement	UZ	2000000400	10/31/2012	0.27
88900000	CAP Move-Settlement	UZ	2000000400	10/31/2012	0.10

Kentucky American Water Company  
Case No. 2012-00520  
Response to PSC DR1, Item 31

Account	Description	Doc Type	Document Number	Posting Date	Amount
88900000	CAP Move-Settlement	UZ	2000000400	10/31/2012	(1.80)
88900000	CAP Move-Settlement	UZ	2000000400	10/31/2012	0.15
88900000	CAP Move-Settlement	UZ	2000000400	10/31/2012	(36.30)
88900000	CAP Move-Settlement	UZ	2000000400	10/31/2012	0.73
88900000	CAP Move-Settlement	UZ	2000000402	10/31/2012	(8.03)
88900000	CAP Move-Settlement	UZ	2000000402	10/31/2012	(6.30)
88900000	CAP Move-Settlement	UZ	2000000402	10/31/2012	(0.08)
88900000	CAP Move-Settlement	UZ	2000000402	10/31/2012	(14.20)
88900000	CAP Move-Settlement	UZ	2000000402	10/31/2012	(1.04)
88900000	CAP Move-Settlement	UZ	2000000402	10/31/2012	(2.59)
88900000	CAP Move-Settlement	UZ	2000000402	10/31/2012	(6.70)
88900000	CAP Move-Settlement	UZ	2000000402	10/31/2012	(11.70)
88900000	CAP Move-Settlement	UZ	2000000388	10/31/2012	0.66
88900000	CAP Move-Settlement	UZ	2000000389	10/31/2012	(7.65)
88900000	CAP Move-Settlement	UZ	2000000389	10/31/2012	(26.99)
88900000	CAP Move-Settlement	UZ	2000000389	10/31/2012	18.02
88900000	CAP Move-Settlement	UZ	2000000389	10/31/2012	0.45
88900000	CAP Move-Settlement	UZ	2000000389	10/31/2012	(2.59)
88900000	CAP Move-Settlement	UZ	2000000389	10/31/2012	(103.60)
88900000	CAP Move-Settlement	UZ	2000000391	10/31/2012	4.69
88900000	CAP Move-Settlement	UZ	2000000391	10/31/2012	1.49
88900000	CAP Move-Settlement	UZ	2000000399	10/31/2012	(14.20)
88900000	CAP Move-Settlement	UZ	2000000399	10/31/2012	(11.70)
88900000	CAP Move-Settlement	UZ	2000000399	10/31/2012	(36.30)
88900000	CAP Move-Settlement	UZ	2000000400	10/31/2012	(2.59)
88900000	CAP Move-Settlement	UZ	2000000400	10/31/2012	(6.70)
88900000	CAP Move-Settlement	UZ	2000000400	10/31/2012	(1.04)
88900000	CAP Move-Settlement	UZ	2000000400	10/31/2012	(8.03)
88900000	CAP Move-Settlement	UZ	2000000400	10/31/2012	(0.08)
88900000	CAP Move-Settlement	UZ	2000000400	10/31/2012	0.15
88900000	CAP Move-Settlement	UZ	2000000401	10/31/2012	(6.30)
88900000	CAP Move-Settlement	UZ	2000000402	10/31/2012	0.73
88900000	CAP Move-Settlement	UZ	2000000402	10/31/2012	0.27
88900000	CAP Move-Settlement	UZ	2000000402	10/31/2012	(1.80)
88900000	CAP Move-Settlement	UZ	2000000402	10/31/2012	0.10
88900000	CAP Move-Settlement	UZ	2000000402	10/31/2012	(3.22)
88900000	CAP Move-Settlement	UZ	2000000402	10/31/2012	(89.03)
88900000	CAP Move-Settlement	UZ	2000000389	10/31/2012	6.75
88900000	CAP Move-Settlement	UZ	2000000389	10/31/2012	1.62
88900000	CAP Move-Settlement	UZ	2000000388	10/31/2012	(8.80)
88900000	CAP Move-Settlement	UZ	2000000389	10/31/2012	24.51
88900000	CAP Move-Settlement	UZ	2000000389	10/31/2012	(5.17)
88900000	CAP Move-Settlement	UZ	2000000389	10/31/2012	(93.65)
88900000	CAP Move-Settlement	UZ	2000000389	10/31/2012	(8.65)
88900000	CAP Move-Settlement	UZ	2000000391	10/31/2012	(10.64)
88900000	CAP Move-Settlement	UZ	2000000399	10/31/2012	(14.20)
88900000	CAP Move-Settlement	UZ	2000000399	10/31/2012	0.10
88900000	CAP Move-Settlement	UZ	2000000400	10/31/2012	(3.22)
88900000	CAP Move-Settlement	UZ	2000000400	10/31/2012	(1.80)
88900000	CAP Move-Settlement	UZ	2000000400	10/31/2012	0.73
88900000	CAP Move-Settlement	UZ	2000000400	10/31/2012	(1.04)
88900000	CAP Move-Settlement	UZ	2000000400	10/31/2012	(0.08)
88900000	CAP Move-Settlement	UZ	2000000400	10/31/2012	0.15

Kentucky American Water Company  
Case No. 2012-00520  
Response to PSC DR1, Item 31

Account	Description	Doc Type	Document Number	Posting Date	Amount
88900000	CAP Move-Settlement	UZ	2000000400	10/31/2012	(6.30)
88900000	CAP Move-Settlement	UZ	2000000400	10/31/2012	(2.59)
88900000	CAP Move-Settlement	UZ	2000000400	10/31/2012	(8.03)
88900000	CAP Move-Settlement	UZ	2000000400	10/31/2012	(89.03)
88900000	CAP Move-Settlement	UZ	2000000402	10/31/2012	(6.70)
88900000	CAP Move-Settlement	UZ	2000000402	10/31/2012	0.27
88900000	CAP Move-Settlement	UZ	2000000402	10/31/2012	(11.70)
88900000	CAP Move-Settlement	UZ	2000000402	10/31/2012	(36.30)
88900000	CAP Move-Settlement	UZ	2000000389	10/31/2012	(196.18)
88900000	CAP Move-Settlement	UZ	2000000389	10/31/2012	1.29
88900000	CAP Move-Settlement	UZ	2000000389	10/31/2012	12.63
88900000	CAP Move-Settlement	UZ	2000000389	10/31/2012	98.77
88900000	CAP Move-Settlement	UZ	2000000391	10/31/2012	51.71
88900000	CAP Move-Settlement	UZ	2000000391	10/31/2012	3.83
88900000	CAP Move-Settlement	UZ	2000000389	10/31/2012	(3.55)
88900000	CAP Move-Settlement	UZ	2000000389	10/31/2012	(9.30)
88900000	CAP Move-Settlement	UZ	2000000389	10/31/2012	(12.29)
88900000	CAP Move-Settlement	UZ	2000000389	10/31/2012	(0.57)
88900000	CAP Move-Settlement	UZ	2000000391	10/31/2012	(18.14)
88900000	CAP Move-Settlement	UZ	2000000391	10/31/2012	(108.21)
88900000	CAP Move-Settlement	UZ	2000000392	10/31/2012	(89.03)
88900000	CAP Move-Settlement	UZ	2000000399	10/31/2012	(3.22)
88900000	CAP Move-Settlement	UZ	2000000399	10/31/2012	(6.30)
88900000	CAP Move-Settlement	UZ	2000000399	10/31/2012	(11.70)
88900000	CAP Move-Settlement	UZ	2000000399	10/31/2012	0.15
88900000	CAP Move-Settlement	UZ	2000000400	10/31/2012	0.10
88900000	CAP Move-Settlement	UZ	2000000400	10/31/2012	(1.80)
88900000	CAP Move-Settlement	UZ	2000000400	10/31/2012	0.73
88900000	CAP Move-Settlement	UZ	2000000402	10/31/2012	0.27
88900000	CAP Move-Settlement	UZ	2000000402	10/31/2012	(14.20)
88900000	CAP Move-Settlement	UZ	2000000402	10/31/2012	(2.59)
88900000	CAP Move-Settlement	UZ	2000000402	10/31/2012	(36.30)
88900000	CAP Move-Settlement	UZ	2000000402	10/31/2012	(6.70)
88900000	CAP Move-Settlement	UZ	2000000402	10/31/2012	(1.04)
88900000	CAP Move-Settlement	UZ	2000000402	10/31/2012	(8.03)
88900000	CAP Move-Settlement	UZ	2000000402	10/31/2012	(0.08)
88900000	CAP Move-Settlement	UZ	2000000389	10/31/2012	(55.48)
88900000	CAP Move-Settlement	UZ	2000000389	10/31/2012	(0.57)
88900000	CAP Move-Settlement	UZ	2000000389	10/31/2012	(119.33)
88900000	CAP Move-Settlement	UZ	2000000391	10/31/2012	(1.75)
88900000	CAP Move-Settlement	UZ	2000000391	10/31/2012	(4.84)
88900000	CAP Move-Settlement	UZ	2000000391	10/31/2012	(9.45)
88900000	CAP Move-Settlement	UZ	2000000389	10/31/2012	(7.79)
88900000	CAP Move-Settlement	UZ	2000000389	10/31/2012	(69.41)
88900000	CAP Move-Settlement	UZ	2000000389	10/31/2012	(1.77)
88900000	CAP Move-Settlement	UZ	2000000389	10/31/2012	1.39
88900000	CAP Move-Settlement	UZ	2000000391	10/31/2012	(48.58)
88900000	CAP Move-Settlement	UZ	2000000391	10/31/2012	(26.57)
88900000	CAP Move-Settlement	UZ	2000000391	10/31/2012	(13.00)
88900000	CAP Move-Settlement	UZ	2000000399	10/31/2012	(3.22)
88900000	CAP Move-Settlement	UZ	2000000399	10/31/2012	(89.03)
88900000	CAP Move-Settlement	UZ	2000000399	10/31/2012	(6.70)
88900000	CAP Move-Settlement	UZ	2000000400	10/31/2012	(1.04)

Kentucky American Water Company  
Case No. 2012-00520  
Response to PSC DR1, Item 31

Account	Description	Doc Type	Document Number	Posting Date	Amount
88900000	CAP Move-Settlement	UZ	2000000400	10/31/2012	0.27
88900000	CAP Move-Settlement	UZ	2000000400	10/31/2012	0.73
88900000	CAP Move-Settlement	UZ	2000000400	10/31/2012	(1.80)
88900000	CAP Move-Settlement	UZ	2000000402	10/31/2012	(8.03)
88900000	CAP Move-Settlement	UZ	2000000402	10/31/2012	(36.30)
88900000	CAP Move-Settlement	UZ	2000000402	10/31/2012	0.10
88900000	CAP Move-Settlement	UZ	2000000402	10/31/2012	(0.08)
88900000	CAP Move-Settlement	UZ	2000000402	10/31/2012	(11.70)
88900000	CAP Move-Settlement	UZ	2000000402	10/31/2012	(6.30)
88900000	CAP Move-Settlement	UZ	2000000402	10/31/2012	(14.20)
88900000	CAP Move-Settlement	UZ	2000000402	10/31/2012	0.15
88900000	CAP Move-Settlement	UZ	2000000402	10/31/2012	(2.59)
88900000	CAP Move-Settlement	UZ	2000000389	10/31/2012	(18.20)
88900000	CAP Move-Settlement	UZ	2000000389	10/31/2012	(0.86)
88900000	CAP Move-Settlement	UZ	2000000389	10/31/2012	(348.82)
88900000	CAP Move-Settlement	UZ	2000000389	10/31/2012	(18.75)
88900000	CAP Move-Settlement	UZ	2000000389	10/31/2012	(21.25)
88900000	CAP Move-Settlement	UZ	2000000389	10/31/2012	(61.46)
88900000	CAP Move-Settlement	UZ	2000000399	10/31/2012	(0.24)
88900000	CAP Move-Settlement	UZ	2000000399	10/31/2012	(267.06)
88900000	CAP Move-Settlement	UZ	2000000400	10/31/2012	(3.14)
88900000	CAP Move-Settlement	UZ	2000000400	10/31/2012	(7.76)
88900000	CAP Move-Settlement	UZ	2000000400	10/31/2012	(5.42)
88900000	CAP Move-Settlement	UZ	2000000400	10/31/2012	2.20
88900000	CAP Move-Settlement	UZ	2000000400	10/31/2012	(18.89)
88900000	CAP Move-Settlement	UZ	2000000400	10/31/2012	0.45
88900000	CAP Move-Settlement	UZ	2000000402	10/31/2012	(9.65)
88900000	CAP Move-Settlement	UZ	2000000402	10/31/2012	(24.08)
88900000	CAP Move-Settlement	UZ	2000000402	10/31/2012	(35.11)
88900000	CAP Move-Settlement	UZ	2000000402	10/31/2012	0.81
88900000	CAP Move-Settlement	UZ	2000000402	10/31/2012	(108.88)
88900000	CAP Move-Settlement	UZ	2000000402	10/31/2012	(42.60)
88900000	CAP Move-Settlement	UZ	2000000402	10/31/2012	0.30
88900000	CAP Move-Settlement	UZ	2000000402	10/31/2012	(20.05)
88900000	CAP Move-Settlement	UZ	2000000389	10/31/2012	2.35
88900000	CAP Move-Settlement	UZ	2000000389	10/31/2012	63.67
88900000	CAP Move-Settlement	UZ	2000000389	10/31/2012	3.07
88900000	CAP Move-Settlement	UZ	2000000391	10/31/2012	17.33
88900000	CAP Move-Settlement	UZ	2000000391	10/31/2012	4.91
88900000	CAP Move-Settlement	UZ	2000000370	10/31/2012	(163.63)
88900000	CAP Move-Settlement	UZ	2000000370	10/31/2012	(125.53)
88900000	CAP Move-Settlement	UZ	2000000389	10/31/2012	(721.79)
88900000	CAP Move-Settlement	UZ	2000000389	10/31/2012	(476.53)
88900000	CAP Move-Settlement	UZ	2000000389	10/31/2012	(1,841.13)
88900000	CAP Move-Settlement	UZ	2000000389	10/31/2012	(114.69)
88900000	CAP Move-Settlement	UZ	2000000389	10/31/2012	(49.36)
88900000	CAP Move-Settlement	UZ	2000000391	10/31/2012	27.07
88900000	CAP Move-Settlement	UZ	2000000391	10/31/2012	(3.59)
88900000	CAP Move-Settlement	UZ	2000000399	10/31/2012	(70.21)
88900000	CAP Move-Settlement	UZ	2000000400	10/31/2012	4.38
88900000	CAP Move-Settlement	UZ	2000000400	10/31/2012	(37.77)
88900000	CAP Move-Settlement	UZ	2000000400	10/31/2012	0.60
88900000	CAP Move-Settlement	UZ	2000000400	10/31/2012	(40.09)

Kentucky American Water Company  
Case No. 2012-00520  
Response to PSC DR1, Item 31

Account	Description	Doc Type	Document Number	Posting Date	Amount
88900000	CAP Move-Settlement	UZ	2000000400	10/31/2012	(15.51)
88900000	CAP Move-Settlement	UZ	2000000400	10/31/2012	0.90
88900000	CAP Move-Settlement	UZ	2000000400	10/31/2012	1.62
88900000	CAP Move-Settlement	UZ	2000000400	10/31/2012	(48.17)
88900000	CAP Move-Settlement	UZ	2000000400	10/31/2012	(19.29)
88900000	CAP Move-Settlement	UZ	2000000402	10/31/2012	(85.19)
88900000	CAP Move-Settlement	UZ	2000000402	10/31/2012	(534.12)
88900000	CAP Move-Settlement	UZ	2000000402	10/31/2012	(10.84)
88900000	CAP Move-Settlement	UZ	2000000402	10/31/2012	(0.47)
88900000	CAP Move-Settlement	UZ	2000000402	10/31/2012	(6.27)
88900000	CAP Move-Settlement	UZ	2000000402	10/31/2012	(217.77)
88900000	CAP Move-Settlement	UZ	2000000370	10/31/2012	(227.59)
88900000	CAP Move-Settlement	UZ	2000000370	10/31/2012	(174.59)
88900000	CAP Move-Settlement	UZ	2000000389	10/31/2012	(2,289.06)
88900000	CAP Move-Settlement	UZ	2000000389	10/31/2012	(5.62)
88900000	CAP Move-Settlement	UZ	2000000389	10/31/2012	(1,186.02)
88900000	CAP Move-Settlement	UZ	2000000389	10/31/2012	(86.11)
88900000	CAP Move-Settlement	UZ	2000000391	10/31/2012	(194.17)
88900000	CAP Move-Settlement	UZ	2000000391	10/31/2012	(27.38)
88900000	CAP Move-Settlement	UZ	2000000399	10/31/2012	7.31
88900000	CAP Move-Settlement	UZ	2000000399	10/31/2012	(25.86)
88900000	CAP Move-Settlement	UZ	2000000400	10/31/2012	(80.28)
88900000	CAP Move-Settlement	UZ	2000000400	10/31/2012	(32.15)
88900000	CAP Move-Settlement	UZ	2000000400	10/31/2012	(141.99)
88900000	CAP Move-Settlement	UZ	2000000400	10/31/2012	(890.21)
88900000	CAP Move-Settlement	UZ	2000000400	10/31/2012	1.00
88900000	CAP Move-Settlement	UZ	2000000400	10/31/2012	(66.84)
88900000	CAP Move-Settlement	UZ	2000000400	10/31/2012	(10.46)
88900000	CAP Move-Settlement	UZ	2000000400	10/31/2012	(362.95)
88900000	CAP Move-Settlement	UZ	2000000400	10/31/2012	2.71
88900000	CAP Move-Settlement	UZ	2000000402	10/31/2012	(117.03)
88900000	CAP Move-Settlement	UZ	2000000402	10/31/2012	(62.95)
88900000	CAP Move-Settlement	UZ	2000000402	10/31/2012	(18.07)
88900000	CAP Move-Settlement	UZ	2000000402	10/31/2012	1.50
88900000	CAP Move-Settlement	UZ	2000000402	10/31/2012	(0.78)
88900000	CAP Move-Settlement	UZ	2000000370	10/31/2012	(80.07)
88900000	CAP Move-Settlement	UZ	2000000370	10/31/2012	(104.37)
88900000	CAP Move-Settlement	UZ	2000000370	10/31/2012	(133.15)
88900000	CAP Move-Settlement	UZ	2000000370	10/31/2012	(102.14)
88900000	CAP Move-Settlement	UZ	2000000370	10/31/2012	(22.47)
88900000	CAP Move-Settlement	UZ	2000000370	10/31/2012	(17.24)
88900000	CAP Move-Settlement	UZ	2000000370	10/31/2012	(61.59)
88900000	CAP Move-Settlement	UZ	2000000370	10/31/2012	(80.29)
88900000	CAP Move-Settlement	UZ	2000000389	10/31/2012	16.88
88900000	CAP Move-Settlement	UZ	2000000389	10/31/2012	(386.27)
88900000	CAP Move-Settlement	UZ	2000000389	10/31/2012	30.30
88900000	CAP Move-Settlement	UZ	2000000389	10/31/2012	(18.13)
88900000	CAP Move-Settlement	UZ	2000000389	10/31/2012	(0.57)
88900000	CAP Move-Settlement	UZ	2000000389	10/31/2012	1.29
88900000	CAP Move-Settlement	UZ	2000000389	10/31/2012	(492.23)
88900000	CAP Move-Settlement	UZ	2000000391	10/31/2012	0.72
88900000	CAP Move-Settlement	UZ	2000000391	10/31/2012	1.41
88900000	CAP Move-Settlement	UZ	2000000391	10/31/2012	(42.28)

## Kentucky American Water Company

Case No. 2012-00520

Response to PSC DR1, Item 31

Account	Description	Doc Type	Document Number	Posting Date	Amount
88900000	CAP Move-Settlement	UZ	2000000399	10/31/2012	0.30
88900000	CAP Move-Settlement	UZ	2000000399	10/31/2012	(24.08)
88900000	CAP Move-Settlement	UZ	2000000400	10/31/2012	0.81
88900000	CAP Move-Settlement	UZ	2000000400	10/31/2012	(5.42)
88900000	CAP Move-Settlement	UZ	2000000400	10/31/2012	0.45
88900000	CAP Move-Settlement	UZ	2000000400	10/31/2012	(108.88)
88900000	CAP Move-Settlement	UZ	2000000400	10/31/2012	(0.24)
88900000	CAP Move-Settlement	UZ	2000000400	10/31/2012	(9.65)
88900000	CAP Move-Settlement	UZ	2000000400	10/31/2012	(267.06)
88900000	CAP Move-Settlement	UZ	2000000400	10/31/2012	(18.89)
88900000	CAP Move-Settlement	UZ	2000000400	10/31/2012	(7.76)
88900000	CAP Move-Settlement	UZ	2000000402	10/31/2012	(42.60)
88900000	CAP Move-Settlement	UZ	2000000402	10/31/2012	2.20
88900000	CAP Move-Settlement	UZ	2000000402	10/31/2012	(35.11)
88900000	CAP Move-Settlement	UZ	2000000402	10/31/2012	(20.05)
88900000	CAP Move-Settlement	UZ	2000000402	10/31/2012	(3.14)
88900000	CAP Move-Settlement	UZ	2000000370	10/31/2012	(5.12)
88900000	CAP Move-Settlement	UZ	2000000370	10/31/2012	(3.93)
88900000	CAP Move-Settlement	UZ	2000000370	10/31/2012	(34.55)
88900000	CAP Move-Settlement	UZ	2000000370	10/31/2012	(45.04)
88900000	CAP Move-Settlement	UZ	2000000370	10/31/2012	(2,616.56)
88900000	CAP Move-Settlement	UZ	2000000370	10/31/2012	(2,007.22)
88900000	CAP Move-Settlement	UZ	2000000389	10/31/2012	1.33
88900000	CAP Move-Settlement	UZ	2000000389	10/31/2012	5.49
88900000	CAP Move-Settlement	UZ	2000000389	10/31/2012	1.12
88900000	CAP Move-Settlement	UZ	2000000389	10/31/2012	(159.44)
88900000	CAP Move-Settlement	UZ	2000000389	10/31/2012	20.80
88900000	CAP Move-Settlement	UZ	2000000391	10/31/2012	(130.56)
88900000	CAP Move-Settlement	UZ	2000000391	10/31/2012	(8,047.32)
88900000	CAP Move-Settlement	UZ	2000000370	10/31/2012	(3,224.68)
88900000	CAP Move-Settlement	UZ	2000000370	10/31/2012	(2,473.72)
88900000	CAP Move-Settlement	UZ	2000000389	10/31/2012	1.80
88900000	CAP Move-Settlement	UZ	2000000389	10/31/2012	(7,138.60)
88900000	CAP Move-Settlement	UZ	2000000389	10/31/2012	0.20
88900000	CAP Move-Settlement	UZ	2000000389	10/31/2012	(112.96)
88900000	CAP Move-Settlement	UZ	2000000391	10/31/2012	0.34
88900000	CAP Move-Settlement	UZ	2000000391	10/31/2012	13.32
88900000	CAP Move-Settlement	UZ	2000000391	10/31/2012	(99.02)
88900000	CAP Move-Settlement	UZ	2000000370	10/31/2012	(24.61)
88900000	CAP Move-Settlement	UZ	2000000370	10/31/2012	(18.88)
88900000	CAP Move-Settlement	UZ	2000000389	10/31/2012	7.29
88900000	CAP Move-Settlement	UZ	2000000370	10/31/2012	(92.16)
88900000	CAP Move-Settlement	UZ	2000000370	10/31/2012	(70.70)
88900000	CAP Move-Settlement	UZ	2000000389	10/31/2012	(818.34)
88900000	CAP Move-Settlement	UZ	2000000389	10/31/2012	36.43
88900000	CAP Move-Settlement	UZ	2000000389	10/31/2012	(3.54)
88900000	CAP Move-Settlement	UZ	2000000389	10/31/2012	4.41
88900000	CAP Move-Settlement	UZ	2000000389	10/31/2012	1.14
88900000	CAP Move-Settlement	UZ	2000000389	10/31/2012	(507.94)
88900000	CAP Move-Settlement	UZ	2000000389	10/31/2012	(49.12)
88900000	CAP Move-Settlement	UZ	2000000391	10/31/2012	44.28
88900000	CAP Move-Settlement	UZ	2000000391	10/31/2012	3.16
88900000	CAP Move-Settlement	UZ	2000000391	10/31/2012	(168.56)

Kentucky American Water Company  
Case No. 2012-00520  
Response to PSC DR1, Item 31

Account	Description	Doc Type	Document Number	Posting Date	Amount
88900000	CAP Move-Settlement	UZ	2000000392	10/31/2012	(14.34)
88900000	CAP Move-Settlement	UZ	2000000399	10/31/2012	(88.25)
88900000	CAP Move-Settlement	UZ	2000000399	10/31/2012	(33.81)
88900000	CAP Move-Settlement	UZ	2000000399	10/31/2012	(194.48)
88900000	CAP Move-Settlement	UZ	2000000399	10/31/2012	3.68
88900000	CAP Move-Settlement	UZ	2000000400	10/31/2012	(13.15)
88900000	CAP Move-Settlement	UZ	2000000400	10/31/2012	(91.00)
88900000	CAP Move-Settlement	UZ	2000000400	10/31/2012	0.50
88900000	CAP Move-Settlement	UZ	2000000400	10/31/2012	1.35
88900000	CAP Move-Settlement	UZ	2000000400	10/31/2012	0.73
88900000	CAP Move-Settlement	UZ	2000000400	10/31/2012	(46.56)
88900000	CAP Move-Settlement	UZ	2000000401	10/31/2012	(51.36)
88900000	CAP Move-Settlement	UZ	2000000402	10/31/2012	(450.12)
88900000	CAP Move-Settlement	UZ	2000000402	10/31/2012	0.75
88900000	CAP Move-Settlement	UZ	2000000402	10/31/2012	(24.05)
88900000	CAP Move-Settlement	UZ	2000000402	10/31/2012	(1.24)
88900000	CAP Move-Settlement	UZ	2000000402	10/31/2012	(5.23)
88900000	CAP Move-Settlement	UZ	2000000370	10/31/2012	(639.06)
88900000	CAP Move-Settlement	UZ	2000000370	10/31/2012	(490.24)
88900000	CAP Move-Settlement	UZ	2000000370	10/31/2012	(9.78)
88900000	CAP Move-Settlement	UZ	2000000370	10/31/2012	(12.75)
88900000	CAP Move-Settlement	UZ	2000000370	10/31/2012	(7.31)
88900000	CAP Move-Settlement	UZ	2000000370	10/31/2012	(9.52)
88900000	CAP Move-Settlement	UZ	2000000370	10/31/2012	(20.05)
88900000	CAP Move-Settlement	UZ	2000000370	10/31/2012	(15.38)
88900000	CAP Move-Settlement	UZ	2000000370	10/31/2012	(1,612.50)
88900000	CAP Move-Settlement	UZ	2000000370	10/31/2012	(1,236.98)
88900000	CAP Move-Settlement	UZ	2000000370	10/31/2012	(202.40)
88900000	CAP Move-Settlement	UZ	2000000370	10/31/2012	(263.84)
88900000	CAP Move-Settlement	UZ	2000000389	10/31/2012	(10.16)
88900000	CAP Move-Settlement	UZ	2000000389	10/31/2012	(0.94)
88900000	CAP Move-Settlement	UZ	2000000389	10/31/2012	(0.75)
88900000	CAP Move-Settlement	UZ	2000000389	10/31/2012	(1.58)
88900000	CAP Move-Settlement	UZ	2000000391	10/31/2012	0.16
88900000	CAP Move-Settlement	UZ	2000000389	10/31/2012	4.40
88900000	CAP Move-Settlement	UZ	2000000389	10/31/2012	0.04
88900000	CAP Move-Settlement	UZ	2000000391	10/31/2012	(1.47)
88900000	CAP Move-Settlement	UZ	2000000391	10/31/2012	(4.39)
88900000	CAP Move-Settlement	UZ	2000000389	10/31/2012	(182.77)
88900000	CAP Move-Settlement	UZ	2000000389	10/31/2012	(13.30)
88900000	CAP Move-Settlement	UZ	2000000389	10/31/2012	(54.41)
88900000	CAP Move-Settlement	UZ	2000000389	10/31/2012	(0.16)
88900000	CAP Move-Settlement	UZ	2000000389	10/31/2012	(289.92)
88900000	CAP Move-Settlement	UZ	2000000389	10/31/2012	6.13
88900000	CAP Move-Settlement	UZ	2000000389	10/31/2012	(20.85)
88900000	CAP Move-Settlement	UZ	2000000389	10/31/2012	(17.12)
88900000	CAP Move-Settlement	UZ	2000000391	10/31/2012	(26.46)
88900000	CAP Move-Settlement	UZ	2000000399	10/31/2012	(6.91)
88900000	CAP Move-Settlement	UZ	2000000399	10/31/2012	(14.22)
88900000	CAP Move-Settlement	UZ	2000000399	10/31/2012	0.54
88900000	CAP Move-Settlement	UZ	2000000400	10/31/2012	(73.21)
88900000	CAP Move-Settlement	UZ	2000000400	10/31/2012	(0.20)
88900000	CAP Move-Settlement	UZ	2000000400	10/31/2012	1.46

Kentucky American Water Company  
Case No. 2012-00520  
Response to PSC DR1, Item 31

Account	Description	Doc Type	Document Number	Posting Date	Amount
88900000	CAP Move-Settlement	UZ	2000000400	10/31/2012	(28.69)
88900000	CAP Move-Settlement	UZ	2000000400	10/31/2012	(178.75)
88900000	CAP Move-Settlement	UZ	2000000400	10/31/2012	(3.79)
88900000	CAP Move-Settlement	UZ	2000000400	10/31/2012	(12.69)
88900000	CAP Move-Settlement	UZ	2000000400	10/31/2012	(5.45)
88900000	CAP Move-Settlement	UZ	2000000402	10/31/2012	0.32
88900000	CAP Move-Settlement	UZ	2000000402	10/31/2012	(17.89)
88900000	CAP Move-Settlement	UZ	2000000402	10/31/2012	(2.12)
88900000	CAP Move-Settlement	UZ	2000000402	10/31/2012	(25.25)
88900000	CAP Move-Settlement	UZ	2000000402	10/31/2012	0.20
88900000	CAP Move-Settlement	UZ	2000000389	10/31/2012	(94.21)
88900000	CAP Move-Settlement	UZ	2000000389	10/31/2012	2.09
88900000	CAP Move-Settlement	UZ	2000000389	10/31/2012	(6.70)
88900000	CAP Move-Settlement	UZ	2000000391	10/31/2012	(11.99)
88900000	CAP Move-Settlement	UZ	2000000399	10/31/2012	(8.03)
88900000	CAP Move-Settlement	UZ	2000000399	10/31/2012	(6.70)
88900000	CAP Move-Settlement	UZ	2000000400	10/31/2012	0.73
88900000	CAP Move-Settlement	UZ	2000000400	10/31/2012	0.15
88900000	CAP Move-Settlement	UZ	2000000400	10/31/2012	(1.04)
88900000	CAP Move-Settlement	UZ	2000000400	10/31/2012	(6.30)
88900000	CAP Move-Settlement	UZ	2000000400	10/31/2012	(89.03)
88900000	CAP Move-Settlement	UZ	2000000402	10/31/2012	(0.08)
88900000	CAP Move-Settlement	UZ	2000000402	10/31/2012	(11.70)
88900000	CAP Move-Settlement	UZ	2000000402	10/31/2012	(2.59)
88900000	CAP Move-Settlement	UZ	2000000402	10/31/2012	(36.30)
88900000	CAP Move-Settlement	UZ	2000000402	10/31/2012	(3.22)
88900000	CAP Move-Settlement	UZ	2000000402	10/31/2012	(1.80)
88900000	CAP Move-Settlement	UZ	2000000402	10/31/2012	0.10
88900000	CAP Move-Settlement	UZ	2000000402	10/31/2012	(14.20)
88900000	CAP Move-Settlement	UZ	2000000402	10/31/2012	0.27
88900000	CAP Move-Settlement	UZ	2000000370	10/31/2012	(11.29)
88900000	CAP Move-Settlement	UZ	2000000370	10/31/2012	(8.66)
88900000	CAP Move-Settlement	UZ	2000000389	10/31/2012	3.54
88900000	CAP Move-Settlement	UZ	2000000389	10/31/2012	67.30
88900000	CAP Move-Settlement	UZ	2000000389	10/31/2012	6.26
88900000	CAP Move-Settlement	UZ	2000000389	10/31/2012	250.55
88900000	CAP Move-Settlement	UZ	2000000389	10/31/2012	18.16
88900000	CAP Move-Settlement	UZ	2000000370	10/31/2012	(12.09)
88900000	CAP Move-Settlement	UZ	2000000370	10/31/2012	(9.27)
88900000	CAP Move-Settlement	UZ	2000000389	10/31/2012	(67.90)
88900000	CAP Move-Settlement	UZ	2000000389	10/31/2012	(4.71)
88900000	CAP Move-Settlement	UZ	2000000389	10/31/2012	(32.68)
88900000	CAP Move-Settlement	UZ	2000000391	10/31/2012	4.12
88900000	CAP Move-Settlement	UZ	2000000391	10/31/2012	1.93
88900000	CAP Move-Settlement	UZ	2000000399	10/31/2012	(1.04)
88900000	CAP Move-Settlement	UZ	2000000399	10/31/2012	(1.80)
88900000	CAP Move-Settlement	UZ	2000000399	10/31/2012	(14.20)
88900000	CAP Move-Settlement	UZ	2000000400	10/31/2012	(89.03)
88900000	CAP Move-Settlement	UZ	2000000400	10/31/2012	(3.22)
88900000	CAP Move-Settlement	UZ	2000000400	10/31/2012	(2.59)
88900000	CAP Move-Settlement	UZ	2000000400	10/31/2012	0.15
88900000	CAP Move-Settlement	UZ	2000000400	10/31/2012	(11.70)
88900000	CAP Move-Settlement	UZ	2000000400	10/31/2012	(0.08)



Kentucky American Water Company  
Case No. 2012-00520  
Response to PSC DR1, Item 31

Account	Description	Doc Type	Document Number	Posting Date	Amount
88900000	CAP Move-Settlement	UZ	2000000400	10/31/2012	0.73
88900000	CAP Move-Settlement	UZ	2000000402	10/31/2012	(8.03)
88900000	CAP Move-Settlement	UZ	2000000402	10/31/2012	(36.30)
88900000	CAP Move-Settlement	UZ	2000000402	10/31/2012	(6.70)
88900000	CAP Move-Settlement	UZ	2000000402	10/31/2012	0.27
88900000	CAP Move-Settlement	UZ	2000000402	10/31/2012	(6.30)
88900000	CAP Move-Settlement	UZ	2000000402	10/31/2012	0.10
88900000	CAP Move-Settlement	UZ	2000000370	10/31/2012	(9.67)
88900000	CAP Move-Settlement	UZ	2000000370	10/31/2012	(12.60)
88900000	CAP Move-Settlement	UZ	2000000370	10/31/2012	(0.35)
88900000	CAP Move-Settlement	UZ	2000000370	10/31/2012	(0.27)
88900000	CAP Move-Settlement	UZ	2000000389	10/31/2012	(4,192.41)
88900000	CAP Move-Settlement	UZ	2000000370	10/31/2012	(23.39)
88900000	CAP Move-Settlement	UZ	2000000370	10/31/2012	(30.49)
88900000	CAP Move-Settlement	UZ	2000000370	10/31/2012	(389.49)
88900000	CAP Move-Settlement	UZ	2000000370	10/31/2012	(507.73)
88900000	CAP Move-Settlement	UZ	2000000388	10/31/2012	(4,582.56)
88900000	CAP Move-Settlement	UZ	2000000389	10/31/2012	0.80
88900000	CAP Move-Settlement	UZ	2000000389	10/31/2012	(1.90)
88900000	CAP Move-Settlement	UZ	2000000389	10/31/2012	26.91
88900000	CAP Move-Settlement	UZ	2000000389	10/31/2012	(0.56)
88900000	CAP Move-Settlement	UZ	2000000389	10/31/2012	(2.88)
88900000	CAP Move-Settlement	UZ	2000000389	10/31/2012	12.72
88900000	CAP Move-Settlement	UZ	2000000370	10/31/2012	(2.69)
88900000	CAP Move-Settlement	UZ	2000000370	10/31/2012	(3.51)
88900000	CAP Move-Settlement	UZ	2000000370	10/31/2012	(1.33)
88900000	CAP Move-Settlement	UZ	2000000370	10/31/2012	(1.73)
88900000	CAP Move-Settlement	UZ	2000000370	10/31/2012	(0.01)
88900000	CAP Move-Settlement	UZ	2000000370	10/31/2012	(0.01)
88900000	CAP Move-Settlement	UZ	2000000389	10/31/2012	(755.04)
88900000	CAP Move-Settlement	UZ	2000000389	10/31/2012	(4.25)
88900000	CAP Move-Settlement	UZ	2000000389	10/31/2012	(48.64)
88900000	CAP Move-Settlement	UZ	2000000391	10/31/2012	(5.86)
88900000	CAP Move-Settlement	UZ	2000000391	10/31/2012	(0.69)
88900000	CAP Move-Settlement	UZ	2000000370	10/31/2012	(2.03)
88900000	CAP Move-Settlement	UZ	2000000370	10/31/2012	(2.65)
88900000	CAP Move-Settlement	UZ	2000000370	10/31/2012	(7.83)
88900000	CAP Move-Settlement	UZ	2000000370	10/31/2012	(10.21)
88900000	CAP Move-Settlement	UZ	2000000388	10/31/2012	(66.65)
88900000	CAP Move-Settlement	UZ	2000000389	10/31/2012	(1.09)
88900000	CAP Move-Settlement	UZ	2000000389	10/31/2012	53.53
88900000	CAP Move-Settlement	UZ	2000000391	10/31/2012	(3.16)
88900000	CAP Move-Settlement	UZ	2000000391	10/31/2012	3.41
88900000	CAP Move-Settlement	UZ	2000000391	10/31/2012	5.05
88900000	CAP Move-Settlement	UZ	2000000399	10/31/2012	(0.29)
88900000	CAP Move-Settlement	UZ	2000000399	10/31/2012	(0.05)
88900000	CAP Move-Settlement	UZ	2000000400	10/31/2012	(0.03)
88900000	CAP Move-Settlement	UZ	2000000400	10/31/2012	(0.10)
88900000	CAP Move-Settlement	UZ	2000000400	10/31/2012	(0.28)
88900000	CAP Move-Settlement	UZ	2000000400	10/31/2012	(0.48)
88900000	CAP Move-Settlement	UZ	2000000402	10/31/2012	(1.83)
88900000	CAP Move-Settlement	UZ	2000000402	10/31/2012	(0.86)
88900000	CAP Move-Settlement	UZ	2000000402	10/31/2012	0.02

## Kentucky American Water Company

Case No. 2012-00520

Response to PSC DR1, Item 31

Account	Description	Doc Type	Document Number	Posting Date	Amount
88900000	CAP Move-Settlement	UZ	2000000402	10/31/2012	(0.62)
88900000	CAP Move-Settlement	UZ	2000000402	10/31/2012	(0.17)
88900000	CAP Move-Settlement	UZ	2000000402	10/31/2012	(0.71)
88900000	CAP Move-Settlement	UZ	2000000402	10/31/2012	(1.85)
88900000	CAP Move-Settlement	UZ	2000000370	10/31/2012	(1.35)
88900000	CAP Move-Settlement	UZ	2000000370	10/31/2012	(1.76)
88900000	CAP Move-Settlement	UZ	2000000389	10/31/2012	(7.51)
88900000	CAP Move-Settlement	UZ	2000000389	10/31/2012	4.69
88900000	CAP Move-Settlement	UZ	2000000391	10/31/2012	251.55
88900000	CAP Move-Settlement	UZ	2000000370	10/31/2012	(16.03)
88900000	CAP Move-Settlement	UZ	2000000370	10/31/2012	(12.30)
88900000	CAP Move-Settlement	UZ	2000000389	10/31/2012	(53.98)
88900000	CAP Move-Settlement	UZ	2000000389	10/31/2012	(23.56)
88900000	CAP Move-Settlement	UZ	2000000390	10/31/2012	(8.15)
88900000	CAP Move-Settlement	UZ	2000000391	10/31/2012	(325.99)
88900000	CAP Move-Settlement	UZ	2000000399	10/31/2012	2.20
88900000	CAP Move-Settlement	UZ	2000000399	10/31/2012	(42.60)
88900000	CAP Move-Settlement	UZ	2000000399	10/31/2012	0.30
88900000	CAP Move-Settlement	UZ	2000000399	10/31/2012	(267.06)
88900000	CAP Move-Settlement	UZ	2000000399	10/31/2012	(24.08)
88900000	CAP Move-Settlement	UZ	2000000399	10/31/2012	(3.14)
88900000	CAP Move-Settlement	UZ	2000000400	10/31/2012	(18.89)
88900000	CAP Move-Settlement	UZ	2000000400	10/31/2012	(5.42)
88900000	CAP Move-Settlement	UZ	2000000400	10/31/2012	(7.76)
88900000	CAP Move-Settlement	UZ	2000000400	10/31/2012	(9.65)
88900000	CAP Move-Settlement	UZ	2000000402	10/31/2012	(108.88)
88900000	CAP Move-Settlement	UZ	2000000402	10/31/2012	(20.05)
88900000	CAP Move-Settlement	UZ	2000000402	10/31/2012	0.45
88900000	CAP Move-Settlement	UZ	2000000402	10/31/2012	(35.11)
88900000	CAP Move-Settlement	UZ	2000000402	10/31/2012	(0.24)
88900000	CAP Move-Settlement	UZ	2000000402	10/31/2012	0.81
88900000	CAP Move-Settlement	UZ	2000000389	10/31/2012	5.52
88900000	CAP Move-Settlement	UZ	2000000389	10/31/2012	74.68
88900000	CAP Move-Settlement	UZ	2000000389	10/31/2012	5.91
88900000	CAP Move-Settlement	UZ	2000000391	10/31/2012	0.03
88900000	CAP Move-Settlement	UZ	2000000391	10/31/2012	0.17
88900000	CAP Move-Settlement	UZ	2000000389	10/31/2012	(5.93)
88900000	CAP Move-Settlement	UZ	2000000389	10/31/2012	(139.84)
88900000	CAP Move-Settlement	UZ	2000000389	10/31/2012	2.15
88900000	CAP Move-Settlement	UZ	2000000389	10/31/2012	(3.75)
88900000	CAP Move-Settlement	UZ	2000000391	10/31/2012	(0.94)
88900000	CAP Move-Settlement	UZ	2000000399	10/31/2012	(36.30)
88900000	CAP Move-Settlement	UZ	2000000399	10/31/2012	0.15
88900000	CAP Move-Settlement	UZ	2000000399	10/31/2012	(6.70)
88900000	CAP Move-Settlement	UZ	2000000400	10/31/2012	(0.08)
88900000	CAP Move-Settlement	UZ	2000000400	10/31/2012	(14.20)
88900000	CAP Move-Settlement	UZ	2000000400	10/31/2012	(3.22)
88900000	CAP Move-Settlement	UZ	2000000400	10/31/2012	(8.03)
88900000	CAP Move-Settlement	UZ	2000000400	10/31/2012	(1.80)
88900000	CAP Move-Settlement	UZ	2000000402	10/31/2012	(89.03)
88900000	CAP Move-Settlement	UZ	2000000402	10/31/2012	0.10
88900000	CAP Move-Settlement	UZ	2000000402	10/31/2012	0.73
88900000	CAP Move-Settlement	UZ	2000000402	10/31/2012	(1.04)

## Kentucky American Water Company

Case No. 2012-00520

Response to PSC DR1, Item 31

Account	Description	Doc Type	Document Number	Posting Date	Amount
88900000	CAP Move-Settlement	UZ	2000000402	10/31/2012	(2.59)
88900000	CAP Move-Settlement	UZ	2000000402	10/31/2012	(6.30)
88900000	CAP Move-Settlement	UZ	2000000402	10/31/2012	0.27
88900000	CAP Move-Settlement	UZ	2000000402	10/31/2012	(11.70)
88900000	CAP Move-Settlement	UZ	2000000389	10/31/2012	(1.42)
88900000	CAP Move-Settlement	UZ	2000000389	10/31/2012	(8.71)
88900000	CAP Move-Settlement	UZ	2000000389	10/31/2012	(104.87)
88900000	CAP Move-Settlement	UZ	2000000391	10/31/2012	2.15
88900000	CAP Move-Settlement	UZ	2000000391	10/31/2012	(5.51)
88900000	CAP Move-Settlement	UZ	2000000399	10/31/2012	0.15
88900000	CAP Move-Settlement	UZ	2000000399	10/31/2012	(0.08)
88900000	CAP Move-Settlement	UZ	2000000399	10/31/2012	(1.80)
88900000	CAP Move-Settlement	UZ	2000000399	10/31/2012	0.27
88900000	CAP Move-Settlement	UZ	2000000400	10/31/2012	(14.20)
88900000	CAP Move-Settlement	UZ	2000000400	10/31/2012	(8.03)
88900000	CAP Move-Settlement	UZ	2000000400	10/31/2012	(6.30)
88900000	CAP Move-Settlement	UZ	2000000402	10/31/2012	(11.70)
88900000	CAP Move-Settlement	UZ	2000000402	10/31/2012	0.73
88900000	CAP Move-Settlement	UZ	2000000402	10/31/2012	(89.03)
88900000	CAP Move-Settlement	UZ	2000000402	10/31/2012	0.10
88900000	CAP Move-Settlement	UZ	2000000402	10/31/2012	(2.59)
88900000	CAP Move-Settlement	UZ	2000000402	10/31/2012	(6.70)
88900000	CAP Move-Settlement	UZ	2000000402	10/31/2012	(3.22)
88900000	CAP Move-Settlement	UZ	2000000402	10/31/2012	(1.04)
88900000	CAP Move-Settlement	UZ	2000000402	10/31/2012	(36.30)
88900000	CAP Move-Settlement	UZ	2000000389	10/31/2012	(8.71)
88900000	CAP Move-Settlement	UZ	2000000389	10/31/2012	(5.51)
88900000	CAP Move-Settlement	UZ	2000000389	10/31/2012	(1.42)
88900000	CAP Move-Settlement	UZ	2000000389	10/31/2012	2.15
88900000	CAP Move-Settlement	UZ	2000000391	10/31/2012	(104.87)
88900000	CAP Move-Settlement	UZ	2000000392	10/31/2012	(6.30)
88900000	CAP Move-Settlement	UZ	2000000392	10/31/2012	0.73
88900000	CAP Move-Settlement	UZ	2000000399	10/31/2012	(11.70)
88900000	CAP Move-Settlement	UZ	2000000399	10/31/2012	(89.03)
88900000	CAP Move-Settlement	UZ	2000000399	10/31/2012	(6.70)
88900000	CAP Move-Settlement	UZ	2000000400	10/31/2012	0.10
88900000	CAP Move-Settlement	UZ	2000000400	10/31/2012	(2.59)
88900000	CAP Move-Settlement	UZ	2000000400	10/31/2012	(8.03)
88900000	CAP Move-Settlement	UZ	2000000400	10/31/2012	(0.08)
88900000	CAP Move-Settlement	UZ	2000000402	10/31/2012	0.27
88900000	CAP Move-Settlement	UZ	2000000402	10/31/2012	(14.20)
88900000	CAP Move-Settlement	UZ	2000000402	10/31/2012	(36.30)
88900000	CAP Move-Settlement	UZ	2000000402	10/31/2012	(1.04)
88900000	CAP Move-Settlement	UZ	2000000402	10/31/2012	(3.22)
88900000	CAP Move-Settlement	UZ	2000000402	10/31/2012	(1.80)
88900000	CAP Move-Settlement	UZ	2000000402	10/31/2012	0.15
88900000	CAP Move-Settlement	UZ	2000000389	10/31/2012	(7.61)
88900000	CAP Move-Settlement	UZ	2000000389	10/31/2012	(18.52)
88900000	CAP Move-Settlement	UZ	2000000389	10/31/2012	(2.57)
88900000	CAP Move-Settlement	UZ	2000000391	10/31/2012	(247.99)
88900000	CAP Move-Settlement	UZ	2000000391	10/31/2012	(55.04)
88900000	CAP Move-Settlement	UZ	2000000391	10/31/2012	(3.35)
88900000	CAP Move-Settlement	UZ	2000000392	10/31/2012	(178.04)

Kentucky American Water Company  
Case No. 2012-00520  
Response to PSC DR1, Item 31

Account	Description	Doc Type	Document Number	Posting Date	Amount
88900000	CAP Move-Settlement	UZ	2000000399	10/31/2012	(0.15)
88900000	CAP Move-Settlement	UZ	2000000399	10/31/2012	(12.59)
88900000	CAP Move-Settlement	UZ	2000000400	10/31/2012	1.46
88900000	CAP Move-Settlement	UZ	2000000400	10/31/2012	(72.59)
88900000	CAP Move-Settlement	UZ	2000000400	10/31/2012	(23.40)
88900000	CAP Move-Settlement	UZ	2000000400	10/31/2012	(16.06)
88900000	CAP Move-Settlement	UZ	2000000400	10/31/2012	(3.62)
88900000	CAP Move-Settlement	UZ	2000000400	10/31/2012	0.54
88900000	CAP Move-Settlement	UZ	2000000402	10/31/2012	(13.36)
88900000	CAP Move-Settlement	UZ	2000000402	10/31/2012	0.20
88900000	CAP Move-Settlement	UZ	2000000402	10/31/2012	(5.17)
88900000	CAP Move-Settlement	UZ	2000000402	10/31/2012	(28.40)
88900000	CAP Move-Settlement	UZ	2000000402	10/31/2012	(6.43)
88900000	CAP Move-Settlement	UZ	2000000402	10/31/2012	(2.09)
88900000	CAP Move-Settlement	UZ	2000000402	10/31/2012	0.30
88900000	CAP Move-Settlement	UZ	2000000389	10/31/2012	(5.68)
88900000	CAP Move-Settlement	UZ	2000000389	10/31/2012	(9.11)
88900000	CAP Move-Settlement	UZ	2000000389	10/31/2012	0.16
88900000	CAP Move-Settlement	UZ	2000000389	10/31/2012	10.43
88900000	CAP Move-Settlement	UZ	2000000389	10/31/2012	(63.56)
88900000	CAP Move-Settlement	UZ	2000000391	10/31/2012	0.11
88900000	CAP Move-Settlement	UZ	2000000391	10/31/2012	(1.39)
88900000	CAP Move-Settlement	UZ	2000000391	10/31/2012	(75.97)
88900000	CAP Move-Settlement	UZ	2000000391	10/31/2012	0.18
88900000	CAP Move-Settlement	UZ	2000000388	10/31/2012	(0.56)
88900000	CAP Move-Settlement	UZ	2000000389	10/31/2012	1.18
88900000	CAP Move-Settlement	UZ	2000000389	10/31/2012	4.83
88900000	CAP Move-Settlement	UZ	2000000391	10/31/2012	(0.76)
88900000	CAP Move-Settlement	UZ	2000000391	10/31/2012	0.09
88900000	CAP Move-Settlement	UZ	2000000389	10/31/2012	(0.58)
88900000	CAP Move-Settlement	UZ	2000000389	10/31/2012	2.45
88900000	CAP Move-Settlement	UZ	2000000391	10/31/2012	7.24
88900000	CAP Move-Settlement	UZ	2000000391	10/31/2012	(0.42)
88900000	CAP Move-Settlement	UZ	2000000391	10/31/2012	33.24
88900000	CAP Move-Settlement	UZ	2000000391	10/31/2012	0.13
88900000	CAP Move-Settlement	UZ	2000000389	10/31/2012	1.67
88900000	CAP Move-Settlement	UZ	2000000389	10/31/2012	0.47
88900000	CAP Move-Settlement	UZ	2000000389	10/31/2012	2.38
88900000	CAP Move-Settlement	UZ	2000000389	10/31/2012	28.96
88900000	CAP Move-Settlement	UZ	2000000391	10/31/2012	1.25
88900000	CAP Move-Settlement	UZ	2000000391	10/31/2012	5.78
88900000	CAP Move-Settlement	UZ	2000000391	10/31/2012	5.78
88900000	CAP Move-Settlement	UZ	2000000391	10/31/2012	(37.90)
88900000	CAP Move-Settlement	UZ	2000000389	10/31/2012	5.78
88900000	CAP Move-Settlement	UZ	2000000391	10/31/2012	0.47
88900000	CAP Move-Settlement	UZ	2000000389	10/31/2012	0.47
88900000	CAP Move-Settlement	UZ	2000000389	10/31/2012	0.93
88900000	CAP Move-Settlement	UZ	2000000389	10/31/2012	(0.73)
88900000	CAP Move-Settlement	UZ	2000000389	10/31/2012	0.34
88900000	CAP Move-Settlement	UZ	2000000389	10/31/2012	3.57
88900000	CAP Move-Settlement	UZ	2000000389	10/31/2012	(1.09)
88900000	CAP Move-Settlement	UZ	2000000389	10/31/2012	(10.62)
88900000	CAP Move-Settlement	UZ	2000000389	10/31/2012	(6.40)

Kentucky American Water Company  
Case No. 2012-00520  
Response to PSC DR1, Item 31

Account	Description	Doc Type	Document Number	Posting Date	Amount
88900000	CAP Move-Settlement	UZ	2000000390	10/31/2012	23.53
88900000	CAP Move-Settlement	UZ	2000000389	10/31/2012	0.11
88900000	CAP Move-Settlement	UZ	2000000389	10/31/2012	3.57
88900000	CAP Move-Settlement	UZ	2000000389	10/31/2012	23.27
88900000	CAP Move-Settlement	UZ	2000000389	10/31/2012	(1.63)
88900000	CAP Move-Settlement	UZ	2000000389	10/31/2012	0.26
88900000	CAP Move-Settlement	UZ	2000000389	10/31/2012	(1.14)
88900000	CAP Move-Settlement	UZ	2000000391	10/31/2012	(0.06)
88900000	CAP Move-Settlement	UZ	2000000391	10/31/2012	(9.40)
88900000	CAP Move-Settlement	UZ	2000000391	10/31/2012	0.14
88900000	CAP Move-Settlement	UZ	2000000389	10/31/2012	16.85
88900000	CAP Move-Settlement	UZ	2000000389	10/31/2012	(1.14)
88900000	CAP Move-Settlement	UZ	2000000389	10/31/2012	3.57
88900000	CAP Move-Settlement	UZ	2000000389	10/31/2012	0.14
88900000	CAP Move-Settlement	UZ	2000000391	10/31/2012	(9.41)
88900000	CAP Move-Settlement	UZ	2000000391	10/31/2012	(0.06)
88900000	CAP Move-Settlement	UZ	2000000391	10/31/2012	0.26
88900000	CAP Move-Settlement	UZ	2000000391	10/31/2012	0.11
88900000	CAP Move-Settlement	UZ	2000000391	10/31/2012	(1.63)
88900000	CAP Move-Settlement	UZ	2000000389	10/31/2012	1.26
88900000	CAP Move-Settlement	UZ	2000000389	10/31/2012	(4.07)
88900000	CAP Move-Settlement	UZ	2000000389	10/31/2012	0.33
88900000	CAP Move-Settlement	UZ	2000000389	10/31/2012	(0.06)
88900000	CAP Move-Settlement	UZ	2000000389	10/31/2012	18.42
88900000	CAP Move-Settlement	UZ	2000000389	10/31/2012	1.47
88900000	CAP Move-Settlement	UZ	2000000391	10/31/2012	(0.48)
88900000	CAP Move-Settlement	UZ	2000000391	10/31/2012	0.56
88900000	CAP Move-Settlement	UZ	2000000391	10/31/2012	(0.37)
88900000	CAP Move-Settlement	UZ	2000000370	10/31/2012	(7.57)
88900000	CAP Move-Settlement	UZ	2000000370	10/31/2012	(9.86)
88900000	CAP Move-Settlement	UZ	2000000389	10/31/2012	(11.81)
88900000	CAP Move-Settlement	UZ	2000000389	10/31/2012	(2.19)
88900000	CAP Move-Settlement	UZ	2000000389	10/31/2012	1.94
88900000	CAP Move-Settlement	UZ	2000000389	10/31/2012	(5.66)
88900000	CAP Move-Settlement	UZ	2000000389	10/31/2012	3.57
88900000	CAP Move-Settlement	UZ	2000000389	10/31/2012	(38.80)
88900000	CAP Move-Settlement	UZ	2000000388	10/31/2012	5.01
88900000	CAP Move-Settlement	UZ	2000000388	10/31/2012	10.62
88900000	CAP Move-Settlement	UZ	2000000389	10/31/2012	(1.57)
88900000	CAP Move-Settlement	UZ	2000000389	10/31/2012	(221.25)
88900000	CAP Move-Settlement	UZ	2000000389	10/31/2012	18.41
88900000	CAP Move-Settlement	UZ	2000000389	10/31/2012	(358.77)
88900000	CAP Move-Settlement	UZ	2000000399	10/31/2012	(35.11)
88900000	CAP Move-Settlement	UZ	2000000399	10/31/2012	(108.88)
88900000	CAP Move-Settlement	UZ	2000000400	10/31/2012	0.81
88900000	CAP Move-Settlement	UZ	2000000400	10/31/2012	(20.05)
88900000	CAP Move-Settlement	UZ	2000000400	10/31/2012	(5.42)
88900000	CAP Move-Settlement	UZ	2000000400	10/31/2012	0.45
88900000	CAP Move-Settlement	UZ	2000000400	10/31/2012	2.20
88900000	CAP Move-Settlement	UZ	2000000400	10/31/2012	(0.24)
88900000	CAP Move-Settlement	UZ	2000000402	10/31/2012	(18.89)
88900000	CAP Move-Settlement	UZ	2000000402	10/31/2012	(3.14)
88900000	CAP Move-Settlement	UZ	2000000402	10/31/2012	(9.65)

Kentucky American Water Company  
Case No. 2012-00520  
Response to PSC DR1, Item 31

Account	Description	Doc Type	Document Number	Posting Date	Amount
88900000	CAP Move-Settlement	UZ	2000000402	10/31/2012	(42.60)
88900000	CAP Move-Settlement	UZ	2000000402	10/31/2012	(24.08)
88900000	CAP Move-Settlement	UZ	2000000402	10/31/2012	0.30
88900000	CAP Move-Settlement	UZ	2000000402	10/31/2012	(7.76)
88900000	CAP Move-Settlement	UZ	2000000402	10/31/2012	(267.06)
88900000	CAP Move-Settlement	UZ	2000000388	10/31/2012	(26.67)
88900000	CAP Move-Settlement	UZ	2000000388	10/31/2012	15.35
88900000	CAP Move-Settlement	UZ	2000000389	10/31/2012	(65.98)
88900000	CAP Move-Settlement	UZ	2000000389	10/31/2012	33.19
88900000	CAP Move-Settlement	UZ	2000000389	10/31/2012	(3.69)
88900000	CAP Move-Settlement	UZ	2000000389	10/31/2012	13.09
88900000	CAP Move-Settlement	UZ	2000000389	10/31/2012	253.26
88900000	CAP Move-Settlement	UZ	2000000391	10/31/2012	3.53
88900000	CAP Move-Settlement	UZ	2000000391	10/31/2012	13.84
88900000	CAP Move-Settlement	UZ	2000000389	10/31/2012	(9.34)
88900000	CAP Move-Settlement	UZ	2000000389	10/31/2012	42.18
88900000	CAP Move-Settlement	UZ	2000000389	10/31/2012	0.46
88900000	CAP Move-Settlement	UZ	2000000389	10/31/2012	(80.14)
88900000	CAP Move-Settlement	UZ	2000000389	10/31/2012	10.15
88900000	CAP Move-Settlement	UZ	2000000389	10/31/2012	(11.38)
88900000	CAP Move-Settlement	UZ	2000000389	10/31/2012	(10.86)
88900000	CAP Move-Settlement	UZ	2000000391	10/31/2012	4.60
88900000	CAP Move-Settlement	UZ	2000000399	10/31/2012	(36.30)
88900000	CAP Move-Settlement	UZ	2000000399	10/31/2012	(3.22)
88900000	CAP Move-Settlement	UZ	2000000400	10/31/2012	(1.04)
88900000	CAP Move-Settlement	UZ	2000000400	10/31/2012	(6.30)
88900000	CAP Move-Settlement	UZ	2000000400	10/31/2012	0.73
88900000	CAP Move-Settlement	UZ	2000000402	10/31/2012	(89.03)
88900000	CAP Move-Settlement	UZ	2000000402	10/31/2012	(1.80)
88900000	CAP Move-Settlement	UZ	2000000402	10/31/2012	0.27
88900000	CAP Move-Settlement	UZ	2000000402	10/31/2012	(6.70)
88900000	CAP Move-Settlement	UZ	2000000402	10/31/2012	0.10
88900000	CAP Move-Settlement	UZ	2000000402	10/31/2012	0.15
88900000	CAP Move-Settlement	UZ	2000000402	10/31/2012	(0.08)
88900000	CAP Move-Settlement	UZ	2000000402	10/31/2012	(2.59)
88900000	CAP Move-Settlement	UZ	2000000402	10/31/2012	(11.70)
88900000	CAP Move-Settlement	UZ	2000000402	10/31/2012	(14.20)
88900000	CAP Move-Settlement	UZ	2000000402	10/31/2012	(8.03)
88900000	CAP Move-Settlement	UZ	2000000391	10/31/2012	(17.04)
88900000	CAP Move-Settlement	UZ	2000000388	10/31/2012	(2.66)
88900000	CAP Move-Settlement	UZ	2000000389	10/31/2012	(51.90)
88900000	CAP Move-Settlement	UZ	2000000389	10/31/2012	5.63
88900000	CAP Move-Settlement	UZ	2000000389	10/31/2012	(36.74)
88900000	CAP Move-Settlement	UZ	2000000389	10/31/2012	(17.04)
88900000	CAP Move-Settlement	UZ	2000000389	10/31/2012	(24.21)
88900000	CAP Move-Settlement	UZ	2000000390	10/31/2012	(332.45)
88900000	CAP Move-Settlement	UZ	2000000399	10/31/2012	(7.76)
88900000	CAP Move-Settlement	UZ	2000000399	10/31/2012	(24.08)
88900000	CAP Move-Settlement	UZ	2000000399	10/31/2012	0.30
88900000	CAP Move-Settlement	UZ	2000000400	10/31/2012	(9.65)
88900000	CAP Move-Settlement	UZ	2000000400	10/31/2012	(20.05)
88900000	CAP Move-Settlement	UZ	2000000400	10/31/2012	(42.60)
88900000	CAP Move-Settlement	UZ	2000000400	10/31/2012	(35.11)

Kentucky American Water Company  
Case No. 2012-00520  
Response to PSC DR1, Item 31

Account	Description	Doc Type	Document Number	Posting Date	Amount
88900000	CAP Move-Settlement	UZ	2000000400	10/31/2012	(18.89)
88900000	CAP Move-Settlement	UZ	2000000400	10/31/2012	(108.88)
88900000	CAP Move-Settlement	UZ	2000000400	10/31/2012	2.20
88900000	CAP Move-Settlement	UZ	2000000400	10/31/2012	0.45
88900000	CAP Move-Settlement	UZ	2000000402	10/31/2012	(5.42)
88900000	CAP Move-Settlement	UZ	2000000402	10/31/2012	(3.14)
88900000	CAP Move-Settlement	UZ	2000000402	10/31/2012	0.81
88900000	CAP Move-Settlement	UZ	2000000402	10/31/2012	(267.06)
88900000	CAP Move-Settlement	UZ	2000000402	10/31/2012	(0.24)
88900000	CAP Move-Settlement	UZ	2000000389	10/31/2012	(17.04)
88900000	CAP Move-Settlement	UZ	2000000389	10/31/2012	(1.73)
88900000	CAP Move-Settlement	UZ	2000000389	10/31/2012	297.48
88900000	CAP Move-Settlement	UZ	2000000389	10/31/2012	6.43
88900000	CAP Move-Settlement	UZ	2000000389	10/31/2012	(10.44)
88900000	CAP Move-Settlement	UZ	2000000389	10/31/2012	0.20
88900000	CAP Move-Settlement	UZ	2000000389	10/31/2012	(379.67)
88900000	CAP Move-Settlement	UZ	2000000389	10/31/2012	(0.45)
88900000	CAP Move-Settlement	UZ	2000000389	10/31/2012	41.79
88900000	CAP Move-Settlement	UZ	2000000392	10/31/2012	(8.03)
88900000	CAP Move-Settlement	UZ	2000000399	10/31/2012	(3.22)
88900000	CAP Move-Settlement	UZ	2000000399	10/31/2012	0.73
88900000	CAP Move-Settlement	UZ	2000000399	10/31/2012	(2.59)
88900000	CAP Move-Settlement	UZ	2000000399	10/31/2012	(0.08)
88900000	CAP Move-Settlement	UZ	2000000400	10/31/2012	(6.30)
88900000	CAP Move-Settlement	UZ	2000000400	10/31/2012	(11.70)
88900000	CAP Move-Settlement	UZ	2000000400	10/31/2012	(14.20)
88900000	CAP Move-Settlement	UZ	2000000400	10/31/2012	0.10
88900000	CAP Move-Settlement	UZ	2000000400	10/31/2012	(89.03)
88900000	CAP Move-Settlement	UZ	2000000402	10/31/2012	0.27
88900000	CAP Move-Settlement	UZ	2000000402	10/31/2012	(1.04)
88900000	CAP Move-Settlement	UZ	2000000402	10/31/2012	(1.80)
88900000	CAP Move-Settlement	UZ	2000000402	10/31/2012	(6.70)
88900000	CAP Move-Settlement	UZ	2000000402	10/31/2012	(36.30)
88900000	CAP Move-Settlement	UZ	2000000402	10/31/2012	0.15
88900000	CAP Move-Settlement	UZ	2000000370	10/31/2012	(183.96)
88900000	CAP Move-Settlement	UZ	2000000370	10/31/2012	(239.80)
88900000	CAP Move-Settlement	UZ	2000000389	10/31/2012	39.13
88900000	CAP Move-Settlement	UZ	2000000389	10/31/2012	(36.45)
88900000	CAP Move-Settlement	UZ	2000000389	10/31/2012	(111.04)
88900000	CAP Move-Settlement	UZ	2000000389	10/31/2012	(54.02)
88900000	CAP Move-Settlement	UZ	2000000389	10/31/2012	(967.88)
88900000	CAP Move-Settlement	UZ	2000000391	10/31/2012	(1,189.96)
88900000	CAP Move-Settlement	UZ	2000000399	10/31/2012	(113.59)
88900000	CAP Move-Settlement	UZ	2000000399	10/31/2012	(14.45)
88900000	CAP Move-Settlement	UZ	2000000400	10/31/2012	(290.35)
88900000	CAP Move-Settlement	UZ	2000000400	10/31/2012	(712.16)
88900000	CAP Move-Settlement	UZ	2000000400	10/31/2012	0.80
88900000	CAP Move-Settlement	UZ	2000000400	10/31/2012	(93.63)
88900000	CAP Move-Settlement	UZ	2000000400	10/31/2012	5.84
88900000	CAP Move-Settlement	UZ	2000000400	10/31/2012	(25.73)
88900000	CAP Move-Settlement	UZ	2000000400	10/31/2012	(53.47)
88900000	CAP Move-Settlement	UZ	2000000400	10/31/2012	(20.68)
88900000	CAP Move-Settlement	UZ	2000000402	10/31/2012	(0.63)

Kentucky American Water Company  
Case No. 2012-00520  
Response to PSC DR1, Item 31

Account	Description	Doc Type	Document Number	Posting Date	Amount
88900000	CAP Move-Settlement	UZ	2000000402	10/31/2012	(64.22)
88900000	CAP Move-Settlement	UZ	2000000402	10/31/2012	1.20
88900000	CAP Move-Settlement	UZ	2000000402	10/31/2012	(50.37)
88900000	CAP Move-Settlement	UZ	2000000402	10/31/2012	2.17
88900000	CAP Move-Settlement	UZ	2000000402	10/31/2012	(8.37)
88900000	CAP Move-Settlement	UZ	2000000370	10/31/2012	(38.91)
88900000	CAP Move-Settlement	UZ	2000000370	10/31/2012	(29.85)
88900000	CAP Move-Settlement	UZ	2000000389	10/31/2012	(46.19)
88900000	CAP Move-Settlement	UZ	2000000389	10/31/2012	(19.06)
88900000	CAP Move-Settlement	UZ	2000000391	10/31/2012	(253.90)
88900000	CAP Move-Settlement	UZ	2000000391	10/31/2012	0.12
88900000	CAP Move-Settlement	UZ	2000000391	10/31/2012	(14.33)
88900000	CAP Move-Settlement	UZ	2000000399	10/31/2012	(23.40)
88900000	CAP Move-Settlement	UZ	2000000400	10/31/2012	(28.40)
88900000	CAP Move-Settlement	UZ	2000000400	10/31/2012	0.20
88900000	CAP Move-Settlement	UZ	2000000400	10/31/2012	(2.09)
88900000	CAP Move-Settlement	UZ	2000000400	10/31/2012	(6.43)
88900000	CAP Move-Settlement	UZ	2000000400	10/31/2012	(5.17)
88900000	CAP Move-Settlement	UZ	2000000402	10/31/2012	(3.62)
88900000	CAP Move-Settlement	UZ	2000000402	10/31/2012	(72.59)
88900000	CAP Move-Settlement	UZ	2000000402	10/31/2012	1.46
88900000	CAP Move-Settlement	UZ	2000000402	10/31/2012	(13.36)
88900000	CAP Move-Settlement	UZ	2000000402	10/31/2012	0.30
88900000	CAP Move-Settlement	UZ	2000000402	10/31/2012	(0.15)
88900000	CAP Move-Settlement	UZ	2000000402	10/31/2012	(178.04)
88900000	CAP Move-Settlement	UZ	2000000402	10/31/2012	(12.59)
88900000	CAP Move-Settlement	UZ	2000000402	10/31/2012	0.54
88900000	CAP Move-Settlement	UZ	2000000402	10/31/2012	(16.06)
88900000	CAP Move-Settlement	UZ	2000000370	10/31/2012	(68.64)
88900000	CAP Move-Settlement	UZ	2000000370	10/31/2012	(52.65)
88900000	CAP Move-Settlement	UZ	2000000389	10/31/2012	(191.75)
88900000	CAP Move-Settlement	UZ	2000000389	10/31/2012	(7.03)
88900000	CAP Move-Settlement	UZ	2000000389	10/31/2012	(425.25)
88900000	CAP Move-Settlement	UZ	2000000389	10/31/2012	(11.13)
88900000	CAP Move-Settlement	UZ	2000000391	10/31/2012	(53.35)
88900000	CAP Move-Settlement	UZ	2000000391	10/31/2012	(1.84)
88900000	CAP Move-Settlement	UZ	2000000399	10/31/2012	(178.04)
88900000	CAP Move-Settlement	UZ	2000000399	10/31/2012	(6.43)
88900000	CAP Move-Settlement	UZ	2000000399	10/31/2012	(16.06)
88900000	CAP Move-Settlement	UZ	2000000400	10/31/2012	0.30
88900000	CAP Move-Settlement	UZ	2000000400	10/31/2012	(12.59)
88900000	CAP Move-Settlement	UZ	2000000400	10/31/2012	(2.09)
88900000	CAP Move-Settlement	UZ	2000000400	10/31/2012	(3.62)
88900000	CAP Move-Settlement	UZ	2000000400	10/31/2012	(5.17)
88900000	CAP Move-Settlement	UZ	2000000400	10/31/2012	(13.36)
88900000	CAP Move-Settlement	UZ	2000000400	10/31/2012	(0.15)
88900000	CAP Move-Settlement	UZ	2000000400	10/31/2012	0.54
88900000	CAP Move-Settlement	UZ	2000000400	10/31/2012	(23.40)
88900000	CAP Move-Settlement	UZ	2000000402	10/31/2012	1.46
88900000	CAP Move-Settlement	UZ	2000000402	10/31/2012	0.20
88900000	CAP Move-Settlement	UZ	2000000402	10/31/2012	(28.40)
88900000	CAP Move-Settlement	UZ	2000000402	10/31/2012	(72.59)
88900000	CAP Move-Settlement	UZ	2000000370	10/31/2012	(81.37)



Kentucky American Water Company  
Case No. 2012-00520  
Response to PSC DR1, Item 31

Account	Description	Doc Type	Document Number	Posting Date	Amount
88900000	CAP Move-Settlement	UZ	2000000370	10/31/2012	(106.07)
88900000	CAP Move-Settlement	UZ	2000000389	10/31/2012	(7.04)
88900000	CAP Move-Settlement	UZ	2000000389	10/31/2012	(425.25)
88900000	CAP Move-Settlement	UZ	2000000389	10/31/2012	(191.75)
88900000	CAP Move-Settlement	UZ	2000000389	10/31/2012	79.17
88900000	CAP Move-Settlement	UZ	2000000391	10/31/2012	(1.84)
88900000	CAP Move-Settlement	UZ	2000000391	10/31/2012	(11.13)
88900000	CAP Move-Settlement	UZ	2000000399	10/31/2012	0.54
88900000	CAP Move-Settlement	UZ	2000000399	10/31/2012	(23.40)
88900000	CAP Move-Settlement	UZ	2000000399	10/31/2012	(5.17)
88900000	CAP Move-Settlement	UZ	2000000399	10/31/2012	(2.09)
88900000	CAP Move-Settlement	UZ	2000000400	10/31/2012	(72.59)
88900000	CAP Move-Settlement	UZ	2000000400	10/31/2012	(6.43)
88900000	CAP Move-Settlement	UZ	2000000400	10/31/2012	(0.15)
88900000	CAP Move-Settlement	UZ	2000000400	10/31/2012	(3.62)
88900000	CAP Move-Settlement	UZ	2000000400	10/31/2012	(28.40)
88900000	CAP Move-Settlement	UZ	2000000400	10/31/2012	0.20
88900000	CAP Move-Settlement	UZ	2000000401	10/31/2012	(16.06)
88900000	CAP Move-Settlement	UZ	2000000402	10/31/2012	(12.59)
88900000	CAP Move-Settlement	UZ	2000000402	10/31/2012	(13.36)
88900000	CAP Move-Settlement	UZ	2000000402	10/31/2012	(178.04)
88900000	CAP Move-Settlement	UZ	2000000402	10/31/2012	1.46
88900000	CAP Move-Settlement	UZ	2000000402	10/31/2012	0.30
88900000	CAP Move-Settlement	UZ	2000000370	10/31/2012	(207.66)
88900000	CAP Move-Settlement	UZ	2000000370	10/31/2012	(270.70)
88900000	CAP Move-Settlement	UZ	2000000388	10/31/2012	(299.53)
88900000	CAP Move-Settlement	UZ	2000000389	10/31/2012	(290.24)
88900000	CAP Move-Settlement	UZ	2000000389	10/31/2012	0.27
88900000	CAP Move-Settlement	UZ	2000000389	10/31/2012	(17.31)
88900000	CAP Move-Settlement	UZ	2000000389	10/31/2012	45.57
88900000	CAP Move-Settlement	UZ	2000000389	10/31/2012	(86.35)
88900000	CAP Move-Settlement	UZ	2000000391	10/31/2012	(7,333.18)
88900000	CAP Move-Settlement	UZ	2000000392	10/31/2012	0.54
88900000	CAP Move-Settlement	UZ	2000000399	10/31/2012	0.20
88900000	CAP Move-Settlement	UZ	2000000399	10/31/2012	(5.17)
88900000	CAP Move-Settlement	UZ	2000000400	10/31/2012	0.30
88900000	CAP Move-Settlement	UZ	2000000400	10/31/2012	(0.15)
88900000	CAP Move-Settlement	UZ	2000000400	10/31/2012	(72.59)
88900000	CAP Move-Settlement	UZ	2000000400	10/31/2012	(16.06)
88900000	CAP Move-Settlement	UZ	2000000400	10/31/2012	1.46
88900000	CAP Move-Settlement	UZ	2000000400	10/31/2012	(3.62)
88900000	CAP Move-Settlement	UZ	2000000400	10/31/2012	(2.09)
88900000	CAP Move-Settlement	UZ	2000000402	10/31/2012	(13.36)
88900000	CAP Move-Settlement	UZ	2000000402	10/31/2012	(6.43)
88900000	CAP Move-Settlement	UZ	2000000402	10/31/2012	(12.59)
88900000	CAP Move-Settlement	UZ	2000000402	10/31/2012	(23.40)
88900000	CAP Move-Settlement	UZ	2000000402	10/31/2012	(28.40)
88900000	CAP Move-Settlement	UZ	2000000402	10/31/2012	(178.04)
88900000	CAP Move-Settlement	UZ	2000000370	10/31/2012	(163.32)
88900000	CAP Move-Settlement	UZ	2000000370	10/31/2012	(212.90)
88900000	CAP Move-Settlement	UZ	2000000389	10/31/2012	(18.39)
88900000	CAP Move-Settlement	UZ	2000000389	10/31/2012	(59.25)
88900000	CAP Move-Settlement	UZ	2000000389	10/31/2012	(19.53)

Kentucky American Water Company  
Case No. 2012-00520  
Response to PSC DR1, Item 31

Account	Description	Doc Type	Document Number	Posting Date	Amount
88900000	CAP Move-Settlement	UZ	2000000389	10/31/2012	36.95
88900000	CAP Move-Settlement	UZ	2000000391	10/31/2012	(3,874.53)
88900000	CAP Move-Settlement	UZ	2000000391	10/31/2012	(309.73)
88900000	CAP Move-Settlement	UZ	2000000400	10/31/2012	(18.89)
88900000	CAP Move-Settlement	UZ	2000000400	10/31/2012	0.45
88900000	CAP Move-Settlement	UZ	2000000400	10/31/2012	(35.11)
88900000	CAP Move-Settlement	UZ	2000000400	10/31/2012	0.30
88900000	CAP Move-Settlement	UZ	2000000400	10/31/2012	(24.08)
88900000	CAP Move-Settlement	UZ	2000000400	10/31/2012	(7.76)
88900000	CAP Move-Settlement	UZ	2000000400	10/31/2012	(5.42)
88900000	CAP Move-Settlement	UZ	2000000402	10/31/2012	(108.88)
88900000	CAP Move-Settlement	UZ	2000000402	10/31/2012	(267.06)
88900000	CAP Move-Settlement	UZ	2000000402	10/31/2012	(20.05)
88900000	CAP Move-Settlement	UZ	2000000402	10/31/2012	(3.14)
88900000	CAP Move-Settlement	UZ	2000000402	10/31/2012	0.81
88900000	CAP Move-Settlement	UZ	2000000402	10/31/2012	(42.60)
88900000	CAP Move-Settlement	UZ	2000000402	10/31/2012	2.20
88900000	CAP Move-Settlement	UZ	2000000402	10/31/2012	(0.24)
88900000	CAP Move-Settlement	UZ	2000000402	10/31/2012	(9.65)
88900000	CAP Move-Settlement	UZ	2000000370	10/31/2012	(77.55)
88900000	CAP Move-Settlement	UZ	2000000370	10/31/2012	(101.09)
88900000	CAP Move-Settlement	UZ	2000000389	10/31/2012	(1,047.68)
88900000	CAP Move-Settlement	UZ	2000000389	10/31/2012	19.27
88900000	CAP Move-Settlement	UZ	2000000389	10/31/2012	(61.08)
88900000	CAP Move-Settlement	UZ	2000000389	10/31/2012	(30.54)
88900000	CAP Move-Settlement	UZ	2000000391	10/31/2012	(149.30)
88900000	CAP Move-Settlement	UZ	2000000399	10/31/2012	(164.46)
88900000	CAP Move-Settlement	UZ	2000000399	10/31/2012	(29.29)
88900000	CAP Move-Settlement	UZ	2000000399	10/31/2012	(23.35)
88900000	CAP Move-Settlement	UZ	2000000399	10/31/2012	(57.04)
88900000	CAP Move-Settlement	UZ	2000000399	10/31/2012	(804.35)
88900000	CAP Move-Settlement	UZ	2000000400	10/31/2012	0.90
88900000	CAP Move-Settlement	UZ	2000000400	10/31/2012	(74.49)
88900000	CAP Move-Settlement	UZ	2000000400	10/31/2012	(16.68)
88900000	CAP Move-Settlement	UZ	2000000400	10/31/2012	6.61
88900000	CAP Move-Settlement	UZ	2000000400	10/31/2012	2.44
88900000	CAP Move-Settlement	UZ	2000000400	10/31/2012	0.03
88900000	CAP Move-Settlement	UZ	2000000402	10/31/2012	(327.43)
88900000	CAP Move-Settlement	UZ	2000000402	10/31/2012	(107.00)
88900000	CAP Move-Settlement	UZ	2000000402	10/31/2012	(0.89)
88900000	CAP Move-Settlement	UZ	2000000402	10/31/2012	(89.23)
88900000	CAP Move-Settlement	UZ	2000000402	10/31/2012	(9.67)
88900000	CAP Move-Settlement	UZ	2000000402	10/31/2012	1.69
88900000	CAP Move-Settlement	UZ	2000000370	10/31/2012	(0.22)
88900000	CAP Move-Settlement	UZ	2000000370	10/31/2012	(0.17)
88900000	CAP Move-Settlement	UZ	2000000370	10/31/2012	(120.29)
88900000	CAP Move-Settlement	UZ	2000000370	10/31/2012	(92.28)
88900000	CAP Move-Settlement	UZ	2000000389	10/31/2012	(42.48)
88900000	CAP Move-Settlement	UZ	2000000389	10/31/2012	(1,061.96)
88900000	CAP Move-Settlement	UZ	2000000389	10/31/2012	25.84
88900000	CAP Move-Settlement	UZ	2000000389	10/31/2012	(107.30)
88900000	CAP Move-Settlement	UZ	2000000391	10/31/2012	(48.04)
88900000	CAP Move-Settlement	UZ	2000000391	10/31/2012	(859.83)

Kentucky American Water Company  
Case No. 2012-00520  
Response to PSC DR1, Item 31

Account	Description	Doc Type	Document Number	Posting Date	Amount
88900000	CAP Move-Settlement	UZ	2000000399	10/31/2012	(18.10)
88900000	CAP Move-Settlement	UZ	2000000400	10/31/2012	(12.65)
88900000	CAP Move-Settlement	UZ	2000000400	10/31/2012	1.89
88900000	CAP Move-Settlement	UZ	2000000400	10/31/2012	1.05
88900000	CAP Move-Settlement	UZ	2000000400	10/31/2012	(81.93)
88900000	CAP Move-Settlement	UZ	2000000400	10/31/2012	5.11
88900000	CAP Move-Settlement	UZ	2000000400	10/31/2012	0.71
88900000	CAP Move-Settlement	UZ	2000000400	10/31/2012	(44.08)
88900000	CAP Move-Settlement	UZ	2000000400	10/31/2012	(623.14)
88900000	CAP Move-Settlement	UZ	2000000402	10/31/2012	(22.51)
88900000	CAP Move-Settlement	UZ	2000000402	10/31/2012	(254.06)
88900000	CAP Move-Settlement	UZ	2000000402	10/31/2012	(56.19)
88900000	CAP Move-Settlement	UZ	2000000402	10/31/2012	(7.33)
88900000	CAP Move-Settlement	UZ	2000000402	10/31/2012	(0.55)
88900000	CAP Move-Settlement	UZ	2000000403	10/31/2012	(99.39)
88900000	CAP Move-Settlement	UZ	2000000403	10/31/2012	(46.80)
88900000	CAP Move-Settlement	UZ	2000000370	10/31/2012	(0.22)
88900000	CAP Move-Settlement	UZ	2000000370	10/31/2012	(0.17)
88900000	CAP Move-Settlement	UZ	2000000370	10/31/2012	(175.98)
88900000	CAP Move-Settlement	UZ	2000000370	10/31/2012	(135.00)
88900000	CAP Move-Settlement	UZ	2000000388	10/31/2012	(518.96)
88900000	CAP Move-Settlement	UZ	2000000389	10/31/2012	(1,711.28)
88900000	CAP Move-Settlement	UZ	2000000389	10/31/2012	(114.92)
88900000	CAP Move-Settlement	UZ	2000000389	10/31/2012	(73.87)
88900000	CAP Move-Settlement	UZ	2000000389	10/31/2012	(3.73)
88900000	CAP Move-Settlement	UZ	2000000391	10/31/2012	(29.68)
88900000	CAP Move-Settlement	UZ	2000000391	10/31/2012	39.87
88900000	CAP Move-Settlement	UZ	2000000392	10/31/2012	2.92
88900000	CAP Move-Settlement	UZ	2000000399	10/31/2012	(12.86)
88900000	CAP Move-Settlement	UZ	2000000399	10/31/2012	0.60
88900000	CAP Move-Settlement	UZ	2000000400	10/31/2012	(7.23)
88900000	CAP Move-Settlement	UZ	2000000400	10/31/2012	(56.80)
88900000	CAP Move-Settlement	UZ	2000000400	10/31/2012	(0.31)
88900000	CAP Move-Settlement	UZ	2000000400	10/31/2012	(32.11)
88900000	CAP Move-Settlement	UZ	2000000400	10/31/2012	0.40
88900000	CAP Move-Settlement	UZ	2000000400	10/31/2012	(25.18)
88900000	CAP Move-Settlement	UZ	2000000400	10/31/2012	(26.73)
88900000	CAP Move-Settlement	UZ	2000000400	10/31/2012	(46.81)
88900000	CAP Move-Settlement	UZ	2000000400	10/31/2012	(356.09)
88900000	CAP Move-Settlement	UZ	2000000402	10/31/2012	(10.34)
88900000	CAP Move-Settlement	UZ	2000000402	10/31/2012	1.08
88900000	CAP Move-Settlement	UZ	2000000402	10/31/2012	(145.18)
88900000	CAP Move-Settlement	UZ	2000000402	10/31/2012	(4.19)
88900000	CAP Move-Settlement	UZ	2000000370	10/31/2012	(0.03)
88900000	CAP Move-Settlement	UZ	2000000370	10/31/2012	(0.02)
88900000	CAP Move-Settlement	UZ	2000000370	10/31/2012	(81.98)
88900000	CAP Move-Settlement	UZ	2000000370	10/31/2012	(62.89)
88900000	CAP Move-Settlement	UZ	2000000389	10/31/2012	(0.28)
88900000	CAP Move-Settlement	UZ	2000000389	10/31/2012	(29.68)
88900000	CAP Move-Settlement	UZ	2000000389	10/31/2012	(553.77)
88900000	CAP Move-Settlement	UZ	2000000389	10/31/2012	(719.62)
88900000	CAP Move-Settlement	UZ	2000000389	10/31/2012	(73.87)
88900000	CAP Move-Settlement	UZ	2000000391	10/31/2012	48.50

Kentucky American Water Company  
Case No. 2012-00520  
Response to PSC DR1, Item 31

Account	Description	Doc Type	Document Number	Posting Date	Amount
88900000	CAP Move-Settlement	UZ	2000000391	10/31/2012	(114.88)
88900000	CAP Move-Settlement	UZ	2000000392	10/31/2012	(56.80)
88900000	CAP Move-Settlement	UZ	2000000399	10/31/2012	(356.09)
88900000	CAP Move-Settlement	UZ	2000000400	10/31/2012	(46.81)
88900000	CAP Move-Settlement	UZ	2000000400	10/31/2012	1.08
88900000	CAP Move-Settlement	UZ	2000000400	10/31/2012	(145.18)
88900000	CAP Move-Settlement	UZ	2000000400	10/31/2012	(10.34)
88900000	CAP Move-Settlement	UZ	2000000400	10/31/2012	(26.73)
88900000	CAP Move-Settlement	UZ	2000000402	10/31/2012	(4.19)
88900000	CAP Move-Settlement	UZ	2000000402	10/31/2012	0.40
88900000	CAP Move-Settlement	UZ	2000000402	10/31/2012	(12.86)
88900000	CAP Move-Settlement	UZ	2000000402	10/31/2012	(7.23)
88900000	CAP Move-Settlement	UZ	2000000402	10/31/2012	(0.31)
88900000	CAP Move-Settlement	UZ	2000000402	10/31/2012	(32.11)
88900000	CAP Move-Settlement	UZ	2000000402	10/31/2012	2.92
88900000	CAP Move-Settlement	UZ	2000000402	10/31/2012	0.60
88900000	CAP Move-Settlement	UZ	2000000402	10/31/2012	(25.18)
88900000	CAP Move-Settlement	UZ	2000000370	10/31/2012	(0.10)
88900000	CAP Move-Settlement	UZ	2000000370	10/31/2012	(0.08)
88900000	CAP Move-Settlement	UZ	2000000370	10/31/2012	(81.68)
88900000	CAP Move-Settlement	UZ	2000000370	10/31/2012	(62.66)
88900000	CAP Move-Settlement	UZ	2000000388	10/31/2012	16.91
88900000	CAP Move-Settlement	UZ	2000000388	10/31/2012	(42.31)
88900000	CAP Move-Settlement	UZ	2000000389	10/31/2012	(993.15)
88900000	CAP Move-Settlement	UZ	2000000389	10/31/2012	(20.47)
88900000	CAP Move-Settlement	UZ	2000000389	10/31/2012	(26.71)
88900000	CAP Move-Settlement	UZ	2000000391	10/31/2012	2.08
88900000	CAP Move-Settlement	UZ	2000000391	10/31/2012	(352.61)
88900000	CAP Move-Settlement	UZ	2000000399	10/31/2012	0.45
88900000	CAP Move-Settlement	UZ	2000000400	10/31/2012	(20.05)
88900000	CAP Move-Settlement	UZ	2000000400	10/31/2012	(9.65)
88900000	CAP Move-Settlement	UZ	2000000400	10/31/2012	(108.88)
88900000	CAP Move-Settlement	UZ	2000000400	10/31/2012	(267.06)
88900000	CAP Move-Settlement	UZ	2000000400	10/31/2012	(5.42)
88900000	CAP Move-Settlement	UZ	2000000400	10/31/2012	(42.60)
88900000	CAP Move-Settlement	UZ	2000000400	10/31/2012	(24.08)
88900000	CAP Move-Settlement	UZ	2000000400	10/31/2012	0.30
88900000	CAP Move-Settlement	UZ	2000000402	10/31/2012	2.20
88900000	CAP Move-Settlement	UZ	2000000402	10/31/2012	(18.89)
88900000	CAP Move-Settlement	UZ	2000000402	10/31/2012	(0.24)
88900000	CAP Move-Settlement	UZ	2000000402	10/31/2012	(7.76)
88900000	CAP Move-Settlement	UZ	2000000402	10/31/2012	0.81
88900000	CAP Move-Settlement	UZ	2000000402	10/31/2012	(35.11)
88900000	CAP Move-Settlement	UZ	2000000402	10/31/2012	(3.14)
88900000	CAP Move-Settlement	UZ	2000000370	10/31/2012	(0.51)
88900000	CAP Move-Settlement	UZ	2000000370	10/31/2012	(0.39)
88900000	CAP Move-Settlement	UZ	2000000370	10/31/2012	(75.62)
88900000	CAP Move-Settlement	UZ	2000000370	10/31/2012	(58.01)
88900000	CAP Move-Settlement	UZ	2000000389	10/31/2012	(20.47)
88900000	CAP Move-Settlement	UZ	2000000389	10/31/2012	(42.31)
88900000	CAP Move-Settlement	UZ	2000000389	10/31/2012	(26.71)
88900000	CAP Move-Settlement	UZ	2000000389	10/31/2012	16.98
88900000	CAP Move-Settlement	UZ	2000000389	10/31/2012	(352.61)

Kentucky American Water Company  
Case No. 2012-00520  
Response to PSC DR1, Item 31

Account	Description	Doc Type	Document Number	Posting Date	Amount
88900000	CAP Move-Settlement	UZ	2000000391	10/31/2012	(995.23)
88900000	CAP Move-Settlement	UZ	2000000399	10/31/2012	(0.24)
88900000	CAP Move-Settlement	UZ	2000000400	10/31/2012	(42.60)
88900000	CAP Move-Settlement	UZ	2000000400	10/31/2012	0.45
88900000	CAP Move-Settlement	UZ	2000000400	10/31/2012	0.81
88900000	CAP Move-Settlement	UZ	2000000400	10/31/2012	(24.08)
88900000	CAP Move-Settlement	UZ	2000000400	10/31/2012	2.20
88900000	CAP Move-Settlement	UZ	2000000402	10/31/2012	(20.05)
88900000	CAP Move-Settlement	UZ	2000000402	10/31/2012	(267.06)
88900000	CAP Move-Settlement	UZ	2000000402	10/31/2012	(35.11)
88900000	CAP Move-Settlement	UZ	2000000402	10/31/2012	(18.89)
88900000	CAP Move-Settlement	UZ	2000000402	10/31/2012	(9.65)
88900000	CAP Move-Settlement	UZ	2000000402	10/31/2012	(7.76)
88900000	CAP Move-Settlement	UZ	2000000402	10/31/2012	(3.14)
88900000	CAP Move-Settlement	UZ	2000000402	10/31/2012	(108.88)
88900000	CAP Move-Settlement	UZ	2000000402	10/31/2012	0.30
88900000	CAP Move-Settlement	UZ	2000000403	10/31/2012	(5.42)
88900000	CAP Move-Settlement	UZ	2000000370	10/31/2012	(0.60)
88900000	CAP Move-Settlement	UZ	2000000370	10/31/2012	(0.46)
88900000	CAP Move-Settlement	UZ	2000000370	10/31/2012	(415.96)
88900000	CAP Move-Settlement	UZ	2000000370	10/31/2012	(542.23)
88900000	CAP Move-Settlement	UZ	2000000388	10/31/2012	206.39
88900000	CAP Move-Settlement	UZ	2000000389	10/31/2012	(72.77)
88900000	CAP Move-Settlement	UZ	2000000389	10/31/2012	(48.13)
88900000	CAP Move-Settlement	UZ	2000000389	10/31/2012	(5,833.49)
88900000	CAP Move-Settlement	UZ	2000000389	10/31/2012	(645.15)
88900000	CAP Move-Settlement	UZ	2000000389	10/31/2012	0.11
88900000	CAP Move-Settlement	UZ	2000000389	10/31/2012	(18.89)
88900000	CAP Move-Settlement	UZ	2000000389	10/31/2012	(252.90)
88900000	CAP Move-Settlement	UZ	2000000389	10/31/2012	0.26
88900000	CAP Move-Settlement	UZ	2000000391	10/31/2012	9.83
88900000	CAP Move-Settlement	UZ	2000000391	10/31/2012	0.14
88900000	CAP Move-Settlement	UZ	2000000392	10/31/2012	(31.48)
88900000	CAP Move-Settlement	UZ	2000000399	10/31/2012	(0.39)
88900000	CAP Move-Settlement	UZ	2000000399	10/31/2012	(181.47)
88900000	CAP Move-Settlement	UZ	2000000400	10/31/2012	(9.04)
88900000	CAP Move-Settlement	UZ	2000000400	10/31/2012	(5.23)
88900000	CAP Move-Settlement	UZ	2000000400	10/31/2012	1.35
88900000	CAP Move-Settlement	UZ	2000000400	10/31/2012	(16.09)
88900000	CAP Move-Settlement	UZ	2000000400	10/31/2012	(33.42)
88900000	CAP Move-Settlement	UZ	2000000400	10/31/2012	(71.00)
88900000	CAP Move-Settlement	UZ	2000000400	10/31/2012	(58.51)
88900000	CAP Move-Settlement	UZ	2000000402	10/31/2012	0.75
88900000	CAP Move-Settlement	UZ	2000000402	10/31/2012	(445.10)
88900000	CAP Move-Settlement	UZ	2000000402	10/31/2012	(40.14)
88900000	CAP Move-Settlement	UZ	2000000402	10/31/2012	3.65
88900000	CAP Move-Settlement	UZ	2000000402	10/31/2012	(12.93)
88900000	CAP Move-Settlement	UZ	2000000403	10/31/2012	0.50
88900000	CAP Move-Settlement	UZ	2000000370	10/31/2012	(272.04)
88900000	CAP Move-Settlement	UZ	2000000370	10/31/2012	(354.62)
88900000	CAP Move-Settlement	UZ	2000000389	10/31/2012	0.14
88900000	CAP Move-Settlement	UZ	2000000389	10/31/2012	(19.19)
88900000	CAP Move-Settlement	UZ	2000000389	10/31/2012	(71.75)

Kentucky American Water Company  
Case No. 2012-00520  
Response to PSC DR1, Item 31

Account	Description	Doc Type	Document Number	Posting Date	Amount
88900000	CAP Move-Settlement	UZ	2000000389	10/31/2012	(4,612.85)
88900000	CAP Move-Settlement	UZ	2000000389	10/31/2012	0.11
88900000	CAP Move-Settlement	UZ	2000000389	10/31/2012	3.57
88900000	CAP Move-Settlement	UZ	2000000389	10/31/2012	(631.59)
88900000	CAP Move-Settlement	UZ	2000000389	10/31/2012	(248.51)
88900000	CAP Move-Settlement	UZ	2000000391	10/31/2012	(47.39)
88900000	CAP Move-Settlement	UZ	2000000391	10/31/2012	0.26
88900000	CAP Move-Settlement	UZ	2000000391	10/31/2012	195.00
88900000	CAP Move-Settlement	UZ	2000000399	10/31/2012	(58.51)
88900000	CAP Move-Settlement	UZ	2000000400	10/31/2012	(33.42)
88900000	CAP Move-Settlement	UZ	2000000400	10/31/2012	(12.93)
88900000	CAP Move-Settlement	UZ	2000000400	10/31/2012	(40.14)
88900000	CAP Move-Settlement	UZ	2000000400	10/31/2012	(9.04)
88900000	CAP Move-Settlement	UZ	2000000400	10/31/2012	1.35
88900000	CAP Move-Settlement	UZ	2000000400	10/31/2012	(71.00)
88900000	CAP Move-Settlement	UZ	2000000400	10/31/2012	(16.09)
88900000	CAP Move-Settlement	UZ	2000000400	10/31/2012	3.65
88900000	CAP Move-Settlement	UZ	2000000400	10/31/2012	(5.23)
88900000	CAP Move-Settlement	UZ	2000000400	10/31/2012	0.50
88900000	CAP Move-Settlement	UZ	2000000402	10/31/2012	(31.48)
88900000	CAP Move-Settlement	UZ	2000000402	10/31/2012	(445.10)
88900000	CAP Move-Settlement	UZ	2000000402	10/31/2012	0.75
88900000	CAP Move-Settlement	UZ	2000000402	10/31/2012	(0.39)
88900000	CAP Move-Settlement	UZ	2000000402	10/31/2012	(181.47)
88900000	CAP Move-Settlement	UZ	2000000370	10/31/2012	(35.45)
88900000	CAP Move-Settlement	UZ	2000000370	10/31/2012	(46.21)
88900000	CAP Move-Settlement	UZ	2000000370	10/31/2012	(35.45)
88900000	CAP Move-Settlement	UZ	2000000370	10/31/2012	(46.21)
88900000	CAP Move-Settlement	UZ	2000000370	10/31/2012	(0.01)
88900000	CAP Move-Settlement	UZ	2000000370	10/31/2012	(523.50)
88900000	CAP Move-Settlement	UZ	2000000370	10/31/2012	(401.59)
88900000	CAP Move-Settlement	UZ	2000000389	10/31/2012	(4,213.99)
88900000	CAP Move-Settlement	UZ	2000000389	10/31/2012	(0.05)
88900000	CAP Move-Settlement	UZ	2000000389	10/31/2012	430.93
88900000	CAP Move-Settlement	UZ	2000000389	10/31/2012	8,019.97
88900000	CAP Move-Settlement	UZ	2000000389	10/31/2012	(542.75)
88900000	CAP Move-Settlement	UZ	2000000390	10/31/2012	(3.58)
88900000	CAP Move-Settlement	UZ	2000000391	10/31/2012	(10,507.24)
88900000	CAP Move-Settlement	UZ	2000000391	10/31/2012	(1,249.68)
88900000	CAP Move-Settlement	UZ	2000000391	10/31/2012	(1,824.52)
88900000	CAP Move-Settlement	UZ	2000000392	10/31/2012	(72.18)
88900000	CAP Move-Settlement	UZ	2000000399	10/31/2012	(807.43)
88900000	CAP Move-Settlement	UZ	2000000400	10/31/2012	(124.67)
88900000	CAP Move-Settlement	UZ	2000000400	10/31/2012	(5.40)
88900000	CAP Move-Settlement	UZ	2000000400	10/31/2012	(434.40)
88900000	CAP Move-Settlement	UZ	2000000400	10/31/2012	18.68
88900000	CAP Move-Settlement	UZ	2000000400	10/31/2012	(221.87)
88900000	CAP Move-Settlement	UZ	2000000400	10/31/2012	50.40
88900000	CAP Move-Settlement	UZ	2000000402	10/31/2012	10.34
88900000	CAP Move-Settlement	UZ	2000000402	10/31/2012	(6,142.39)
88900000	CAP Move-Settlement	UZ	2000000402	10/31/2012	(2,504.26)
88900000	CAP Move-Settlement	UZ	2000000402	10/31/2012	(979.74)
88900000	CAP Move-Settlement	UZ	2000000402	10/31/2012	(178.41)

Kentucky American Water Company  
Case No. 2012-00520  
Response to PSC DR1, Item 31

Account	Description	Doc Type	Document Number	Posting Date	Amount
88900000	CAP Move-Settlement	UZ	2000000402	10/31/2012	6.92
88900000	CAP Move-Settlement	UZ	2000000402	10/31/2012	(461.20)
88900000	CAP Move-Settlement	UZ	2000000402	10/31/2012	(553.90)
88900000	CAP Move-Settlement	UZ	2000000370	10/31/2012	(0.15)
88900000	CAP Move-Settlement	UZ	2000000370	10/31/2012	(0.11)
88900000	CAP Move-Settlement	UZ	2000000370	10/31/2012	(330.89)
88900000	CAP Move-Settlement	UZ	2000000370	10/31/2012	(431.33)
88900000	CAP Move-Settlement	UZ	2000000388	10/31/2012	(60.44)
88900000	CAP Move-Settlement	UZ	2000000389	10/31/2012	(3,945.85)
88900000	CAP Move-Settlement	UZ	2000000389	10/31/2012	(6,033.89)
88900000	CAP Move-Settlement	UZ	2000000389	10/31/2012	8,025.97
88900000	CAP Move-Settlement	UZ	2000000389	10/31/2012	320.24
88900000	CAP Move-Settlement	UZ	2000000389	10/31/2012	(368.03)
88900000	CAP Move-Settlement	UZ	2000000389	10/31/2012	(162.51)
88900000	CAP Move-Settlement	UZ	2000000391	10/31/2012	(1,146.57)
88900000	CAP Move-Settlement	UZ	2000000392	10/31/2012	(102.89)
88900000	CAP Move-Settlement	UZ	2000000399	10/31/2012	8.66
88900000	CAP Move-Settlement	UZ	2000000399	10/31/2012	23.37
88900000	CAP Move-Settlement	UZ	2000000399	10/31/2012	(213.90)
88900000	CAP Move-Settlement	UZ	2000000399	10/31/2012	(57.82)
88900000	CAP Move-Settlement	UZ	2000000400	10/31/2012	(33.48)
88900000	CAP Move-Settlement	UZ	2000000400	10/31/2012	(1,161.42)
88900000	CAP Move-Settlement	UZ	2000000400	10/31/2012	3.21
88900000	CAP Move-Settlement	UZ	2000000400	10/31/2012	(2,848.65)
88900000	CAP Move-Settlement	UZ	2000000400	10/31/2012	(454.37)
88900000	CAP Move-Settlement	UZ	2000000400	10/31/2012	(374.47)
88900000	CAP Move-Settlement	UZ	2000000402	10/31/2012	4.80
88900000	CAP Move-Settlement	UZ	2000000402	10/31/2012	(82.74)
88900000	CAP Move-Settlement	UZ	2000000402	10/31/2012	(201.46)
88900000	CAP Move-Settlement	UZ	2000000402	10/31/2012	(256.88)
88900000	CAP Move-Settlement	UZ	2000000402	10/31/2012	(2.50)
88900000	CAP Move-Settlement	UZ	2000000370	10/31/2012	(55.99)
88900000	CAP Move-Settlement	UZ	2000000370	10/31/2012	(72.99)
88900000	CAP Move-Settlement	UZ	2000000389	10/31/2012	(32.25)
88900000	CAP Move-Settlement	UZ	2000000389	10/31/2012	(36.62)
88900000	CAP Move-Settlement	UZ	2000000389	10/31/2012	(781.53)
88900000	CAP Move-Settlement	UZ	2000000389	10/31/2012	11.68
88900000	CAP Move-Settlement	UZ	2000000389	10/31/2012	(98.69)
88900000	CAP Move-Settlement	UZ	2000000392	10/31/2012	(254.06)
88900000	CAP Move-Settlement	UZ	2000000399	10/31/2012	1.05
88900000	CAP Move-Settlement	UZ	2000000399	10/31/2012	1.89
88900000	CAP Move-Settlement	UZ	2000000399	10/31/2012	(56.19)
88900000	CAP Move-Settlement	UZ	2000000400	10/31/2012	(623.14)
88900000	CAP Move-Settlement	UZ	2000000400	10/31/2012	(81.93)
88900000	CAP Move-Settlement	UZ	2000000400	10/31/2012	(46.80)
88900000	CAP Move-Settlement	UZ	2000000400	10/31/2012	(99.39)
88900000	CAP Move-Settlement	UZ	2000000400	10/31/2012	(22.51)
88900000	CAP Move-Settlement	UZ	2000000400	10/31/2012	5.11
88900000	CAP Move-Settlement	UZ	2000000400	10/31/2012	(0.55)
88900000	CAP Move-Settlement	UZ	2000000402	10/31/2012	(7.33)
88900000	CAP Move-Settlement	UZ	2000000402	10/31/2012	0.71
88900000	CAP Move-Settlement	UZ	2000000402	10/31/2012	(44.08)
88900000	CAP Move-Settlement	UZ	2000000402	10/31/2012	(12.65)

Kentucky American Water Company  
Case No. 2012-00520  
Response to PSC DR1, Item 31

Account	Description	Doc Type	Document Number	Posting Date	Amount
88900000	CAP Move-Settlement	UZ	200000402	10/31/2012	(18.10)
88900000	CAP Move-Settlement	UZ	200000388	10/31/2012	0.07
88900000	CAP Move-Settlement	UZ	200000389	10/31/2012	0.07
88900000	CAP Move-Settlement	UZ	200000391	10/31/2012	0.07
88900000	CAP Move-Settlement	UZ	200000389	10/31/2012	5.69
88900000	CAP Move-Settlement	UZ	200000388	10/31/2012	4.82
88900000	CAP Move-Settlement	UZ	200000389	10/31/2012	(32.23)
88900000	CAP Move-Settlement	UZ	200000389	10/31/2012	6.51
88900000	CAP Move-Settlement	UZ	200000389	10/31/2012	5.60
88900000	CAP Move-Settlement	UZ	200000389	10/31/2012	8.86
88900000	CAP Move-Settlement	UZ	200000391	10/31/2012	92.06
88900000	CAP Move-Settlement	UZ	200000370	10/31/2012	(20.75)
88900000	CAP Move-Settlement	UZ	200000370	10/31/2012	(27.04)
88900000	CAP Move-Settlement	UZ	200000389	10/31/2012	1,495.01
88900000	CAP Move-Settlement	UZ	200000389	10/31/2012	23.92
88900000	CAP Move-Settlement	UZ	200000370	10/31/2012	(4.25)
88900000	CAP Move-Settlement	UZ	200000370	10/31/2012	(3.26)
88900000	CAP Move-Settlement	UZ	200000389	10/31/2012	0.10
88900000	CAP Move-Settlement	UZ	200000370	10/31/2012	(6.67)
88900000	CAP Move-Settlement	UZ	200000370	10/31/2012	(5.12)
88900000	CAP Move-Settlement	UZ	200000370	10/31/2012	(5.12)
88900000	CAP Move-Settlement	UZ	200000370	10/31/2012	(6.67)
88900000	CAP Move-Settlement	UZ	200000391	10/31/2012	(0.07)
88900000	CAP Move-Settlement	UZ	200000370	10/31/2012	(4.25)
88900000	CAP Move-Settlement	UZ	200000370	10/31/2012	(3.26)
88900000	CAP Move-Settlement	UZ	200000388	10/31/2012	0.10
88900000	CAP Move-Settlement	UZ	200000370	10/31/2012	(21.67)
88900000	CAP Move-Settlement	UZ	200000370	10/31/2012	(28.25)
88900000	CAP Move-Settlement	UZ	200000389	10/31/2012	29.21
88900000	CAP Move-Settlement	UZ	200000389	10/31/2012	1,825.47
88900000	CAP Move-Settlement	UZ	200000370	10/31/2012	(36.27)
88900000	CAP Move-Settlement	UZ	200000370	10/31/2012	(27.83)
88900000	CAP Move-Settlement	UZ	200000370	10/31/2012	(27.83)
88900000	CAP Move-Settlement	UZ	200000370	10/31/2012	(36.27)
88900000	CAP Move-Settlement	UZ	200000389	10/31/2012	3.95
88900000	CAP Move-Settlement	UZ	200000389	10/31/2012	96.84
88900000	CAP Move-Settlement	UZ	200000389	10/31/2012	96.84
88900000	CAP Move-Settlement	UZ	200000389	10/31/2012	3.95
88900000	CAP Move-Settlement	UZ	200000390	10/31/2012	96.84
88900000	CAP Move-Settlement	UZ	200000391	10/31/2012	3.95
88900000	CAP Move-Settlement	UZ	200000370	10/31/2012	(18.66)
88900000	CAP Move-Settlement	UZ	200000370	10/31/2012	(14.32)
88900000	CAP Move-Settlement	UZ	200000389	10/31/2012	107.78
88900000	CAP Move-Settlement	UZ	200000391	10/31/2012	5.93
88900000	CAP Move-Settlement	UZ	200000370	10/31/2012	(14.32)
88900000	CAP Move-Settlement	UZ	200000370	10/31/2012	(18.66)
88900000	CAP Move-Settlement	UZ	200000389	10/31/2012	107.78
88900000	CAP Move-Settlement	UZ	200000389	10/31/2012	5.93
88900000	CAP Move-Settlement	UZ	200000370	10/31/2012	(2.69)
88900000	CAP Move-Settlement	UZ	200000370	10/31/2012	(3.50)
88900000	CAP Move-Settlement	UZ	200000391	10/31/2012	(3,910.00)
88900000	CAP Move-Settlement	UZ	200000370	10/31/2012	(10.95)
88900000	CAP Move-Settlement	UZ	200000370	10/31/2012	(14.28)



## Kentucky American Water Company

Case No. 2012-00520

Response to PSC DR1, Item 31

Account	Description	Doc Type	Document Number	Posting Date	Amount
88900000	CAP Move-Settlement	UZ	2000000389	10/31/2012	3,910.00
88900000	CAP Move-Settlement	UZ	2000000391	10/31/2012	62.56
88900000	CAP Move-Settlement	UZ	2000000352	10/31/2012	(1,399.81)
88900000	CAP Move-Settlement	UZ	2000000370	10/31/2012	(20.82)
88900000	CAP Move-Settlement	UZ	2000000370	10/31/2012	(27.15)
88900000	CAP Move-Settlement	UZ	2000000370	10/31/2012	(27.15)
88900000	CAP Move-Settlement	UZ	2000000370	10/31/2012	(20.82)
88900000	CAP Move-Settlement	UZ	2000000370	10/31/2012	0.31
88900000	CAP Move-Settlement	UZ	2000000370	10/31/2012	0.24
88900000	CAP Move-Settlement	UZ	2000000389	10/31/2012	(302.46)
88900000	CAP Move-Settlement	UZ	2000000389	10/31/2012	(4.81)
88900000	CAP Move-Settlement	UZ	2000000389	10/31/2012	(30.89)
88900000	CAP Move-Settlement	UZ	2000000389	10/31/2012	(25.20)
88900000	CAP Move-Settlement	UZ	2000000391	10/31/2012	5.96
88900000	CAP Move-Settlement	UZ	2000000400	10/31/2012	(42.60)
88900000	CAP Move-Settlement	UZ	2000000400	10/31/2012	(108.88)
88900000	CAP Move-Settlement	UZ	2000000400	10/31/2012	0.45
88900000	CAP Move-Settlement	UZ	2000000400	10/31/2012	(18.89)
88900000	CAP Move-Settlement	UZ	2000000400	10/31/2012	(35.11)
88900000	CAP Move-Settlement	UZ	2000000400	10/31/2012	(24.08)
88900000	CAP Move-Settlement	UZ	2000000400	10/31/2012	(7.76)
88900000	CAP Move-Settlement	UZ	2000000402	10/31/2012	0.81
88900000	CAP Move-Settlement	UZ	2000000402	10/31/2012	(0.24)
88900000	CAP Move-Settlement	UZ	2000000402	10/31/2012	(267.06)
88900000	CAP Move-Settlement	UZ	2000000402	10/31/2012	(9.65)
88900000	CAP Move-Settlement	UZ	2000000402	10/31/2012	0.30
88900000	CAP Move-Settlement	UZ	2000000402	10/31/2012	(20.05)
88900000	CAP Move-Settlement	UZ	2000000402	10/31/2012	2.20
88900000	CAP Move-Settlement	UZ	2000000402	10/31/2012	(5.42)
88900000	CAP Move-Settlement	UZ	2000000402	10/31/2012	(3.14)
88900000	CAP Move-Settlement	UZ	2000000414	10/31/2012	(0.31)
88900000	CAP Move-Settlement	UZ	2000000414	10/31/2012	(0.24)
88900000	CAP Move-Settlement	UZ	2000000389	10/31/2012	(78.01)
88900000	CAP Move-Settlement	UZ	2000000389	10/31/2012	(49.97)
88900000	CAP Move-Settlement	UZ	2000000389	10/31/2012	(18.77)
88900000	CAP Move-Settlement	UZ	2000000389	10/31/2012	(165.67)
88900000	CAP Move-Settlement	UZ	2000000389	10/31/2012	20.13
88900000	CAP Move-Settlement	UZ	2000000389	10/31/2012	(1,303.15)
88900000	CAP Move-Settlement	UZ	2000000389	10/31/2012	(670.95)
88900000	CAP Move-Settlement	UZ	2000000399	10/31/2012	(6.27)
88900000	CAP Move-Settlement	UZ	2000000399	10/31/2012	(48.17)
88900000	CAP Move-Settlement	UZ	2000000399	10/31/2012	(85.19)
88900000	CAP Move-Settlement	UZ	2000000399	10/31/2012	0.60
88900000	CAP Move-Settlement	UZ	2000000400	10/31/2012	(0.47)
88900000	CAP Move-Settlement	UZ	2000000400	10/31/2012	0.90
88900000	CAP Move-Settlement	UZ	2000000400	10/31/2012	1.62
88900000	CAP Move-Settlement	UZ	2000000400	10/31/2012	(40.09)
88900000	CAP Move-Settlement	UZ	2000000400	10/31/2012	(19.29)
88900000	CAP Move-Settlement	UZ	2000000400	10/31/2012	4.38
88900000	CAP Move-Settlement	UZ	2000000402	10/31/2012	(37.77)
88900000	CAP Move-Settlement	UZ	2000000402	10/31/2012	(10.84)
88900000	CAP Move-Settlement	UZ	2000000402	10/31/2012	(534.12)
88900000	CAP Move-Settlement	UZ	2000000402	10/31/2012	(217.77)

Kentucky American Water Company  
Case No. 2012-00520  
Response to PSC DR1, Item 31

Account	Description	Doc Type	Document Number	Posting Date	Amount
88900000	CAP Move-Settlement	UZ	2000000402	10/31/2012	(70.21)
88900000	CAP Move-Settlement	UZ	2000000403	10/31/2012	(15.51)
88900000	CAP Move-Settlement	UZ	2000000388	10/31/2012	7.35
88900000	CAP Move-Settlement	UZ	2000000389	10/31/2012	58.55
88900000	CAP Move-Settlement	UZ	2000000370	10/31/2012	0.39
88900000	CAP Move-Settlement	UZ	2000000370	10/31/2012	0.50
88900000	CAP Move-Settlement	UZ	2000000389	10/31/2012	(20.39)
88900000	CAP Move-Settlement	UZ	2000000389	10/31/2012	(36.72)
88900000	CAP Move-Settlement	UZ	2000000389	10/31/2012	(289.09)
88900000	CAP Move-Settlement	UZ	2000000389	10/31/2012	(452.27)
88900000	CAP Move-Settlement	UZ	2000000389	10/31/2012	14.61
88900000	CAP Move-Settlement	UZ	2000000389	10/31/2012	(3.27)
88900000	CAP Move-Settlement	UZ	2000000399	10/31/2012	(0.15)
88900000	CAP Move-Settlement	UZ	2000000399	10/31/2012	0.20
88900000	CAP Move-Settlement	UZ	2000000399	10/31/2012	(5.17)
88900000	CAP Move-Settlement	UZ	2000000399	10/31/2012	(12.59)
88900000	CAP Move-Settlement	UZ	2000000400	10/31/2012	(13.36)
88900000	CAP Move-Settlement	UZ	2000000400	10/31/2012	(6.43)
88900000	CAP Move-Settlement	UZ	2000000400	10/31/2012	(72.59)
88900000	CAP Move-Settlement	UZ	2000000400	10/31/2012	(178.04)
88900000	CAP Move-Settlement	UZ	2000000400	10/31/2012	0.54
88900000	CAP Move-Settlement	UZ	2000000400	10/31/2012	(16.06)
88900000	CAP Move-Settlement	UZ	2000000400	10/31/2012	(23.40)
88900000	CAP Move-Settlement	UZ	2000000400	10/31/2012	(2.09)
88900000	CAP Move-Settlement	UZ	2000000402	10/31/2012	0.30
88900000	CAP Move-Settlement	UZ	2000000402	10/31/2012	(28.40)
88900000	CAP Move-Settlement	UZ	2000000402	10/31/2012	1.46
88900000	CAP Move-Settlement	UZ	2000000402	10/31/2012	(3.62)
88900000	CAP Move-Settlement	UZ	2000000414	10/31/2012	(0.39)
88900000	CAP Move-Settlement	UZ	2000000414	10/31/2012	(0.50)
88900000	CAP Move-Settlement	UZ	2000000370	10/31/2012	2.65
88900000	CAP Move-Settlement	UZ	2000000370	10/31/2012	2.03
88900000	CAP Move-Settlement	UZ	2000000389	10/31/2012	(76.37)
88900000	CAP Move-Settlement	UZ	2000000389	10/31/2012	4.82
88900000	CAP Move-Settlement	UZ	2000000389	10/31/2012	(8.78)
88900000	CAP Move-Settlement	UZ	2000000389	10/31/2012	(24.98)
88900000	CAP Move-Settlement	UZ	2000000389	10/31/2012	(240.03)
88900000	CAP Move-Settlement	UZ	2000000391	10/31/2012	(196.20)
88900000	CAP Move-Settlement	UZ	2000000399	10/31/2012	0.30
88900000	CAP Move-Settlement	UZ	2000000400	10/31/2012	(12.59)
88900000	CAP Move-Settlement	UZ	2000000400	10/31/2012	(23.40)
88900000	CAP Move-Settlement	UZ	2000000400	10/31/2012	(2.09)
88900000	CAP Move-Settlement	UZ	2000000400	10/31/2012	0.54
88900000	CAP Move-Settlement	UZ	2000000400	10/31/2012	(28.40)
88900000	CAP Move-Settlement	UZ	2000000400	10/31/2012	(72.59)
88900000	CAP Move-Settlement	UZ	2000000400	10/31/2012	1.46
88900000	CAP Move-Settlement	UZ	2000000400	10/31/2012	(16.06)
88900000	CAP Move-Settlement	UZ	2000000400	10/31/2012	(3.62)
88900000	CAP Move-Settlement	UZ	2000000400	10/31/2012	(0.15)
88900000	CAP Move-Settlement	UZ	2000000402	10/31/2012	(5.17)
88900000	CAP Move-Settlement	UZ	2000000402	10/31/2012	(178.04)
88900000	CAP Move-Settlement	UZ	2000000402	10/31/2012	0.20
88900000	CAP Move-Settlement	UZ	2000000402	10/31/2012	(6.43)

## Kentucky American Water Company

Case No. 2012-00520

Response to PSC DR1, Item 31

Account	Description	Doc Type	Document Number	Posting Date	Amount
88900000	CAP Move-Settlement	UZ	2000000402	10/31/2012	(13.36)
88900000	CAP Move-Settlement	UZ	2000000414	10/31/2012	(2.65)
88900000	CAP Move-Settlement	UZ	2000000414	10/31/2012	(2.03)
88900000	CAP Move-Settlement	UZ	2000000370	10/31/2012	0.38
88900000	CAP Move-Settlement	UZ	2000000370	10/31/2012	0.29
88900000	CAP Move-Settlement	UZ	2000000389	10/31/2012	(363.99)
88900000	CAP Move-Settlement	UZ	2000000389	10/31/2012	(227.78)
88900000	CAP Move-Settlement	UZ	2000000389	10/31/2012	9.98
88900000	CAP Move-Settlement	UZ	2000000389	10/31/2012	(42.31)
88900000	CAP Move-Settlement	UZ	2000000389	10/31/2012	(26.71)
88900000	CAP Move-Settlement	UZ	2000000391	10/31/2012	(20.47)
88900000	CAP Move-Settlement	UZ	2000000399	10/31/2012	(7.76)
88900000	CAP Move-Settlement	UZ	2000000399	10/31/2012	(35.11)
88900000	CAP Move-Settlement	UZ	2000000399	10/31/2012	2.20
88900000	CAP Move-Settlement	UZ	2000000400	10/31/2012	(20.05)
88900000	CAP Move-Settlement	UZ	2000000400	10/31/2012	0.45
88900000	CAP Move-Settlement	UZ	2000000400	10/31/2012	(18.89)
88900000	CAP Move-Settlement	UZ	2000000400	10/31/2012	(5.42)
88900000	CAP Move-Settlement	UZ	2000000400	10/31/2012	0.81
88900000	CAP Move-Settlement	UZ	2000000400	10/31/2012	(24.08)
88900000	CAP Move-Settlement	UZ	2000000400	10/31/2012	(0.24)
88900000	CAP Move-Settlement	UZ	2000000401	10/31/2012	(3.14)
88900000	CAP Move-Settlement	UZ	2000000402	10/31/2012	(42.60)
88900000	CAP Move-Settlement	UZ	2000000402	10/31/2012	(108.88)
88900000	CAP Move-Settlement	UZ	2000000402	10/31/2012	0.30
88900000	CAP Move-Settlement	UZ	2000000402	10/31/2012	(267.06)
88900000	CAP Move-Settlement	UZ	2000000402	10/31/2012	(9.65)
88900000	CAP Move-Settlement	UZ	2000000414	10/31/2012	(0.29)
88900000	CAP Move-Settlement	UZ	2000000414	10/31/2012	(0.38)
88900000	CAP Move-Settlement	UZ	2000000370	10/31/2012	0.29
88900000	CAP Move-Settlement	UZ	2000000370	10/31/2012	0.38
88900000	CAP Move-Settlement	UZ	2000000389	10/31/2012	(42.38)
88900000	CAP Move-Settlement	UZ	2000000389	10/31/2012	(363.99)
88900000	CAP Move-Settlement	UZ	2000000391	10/31/2012	(26.64)
88900000	CAP Move-Settlement	UZ	2000000391	10/31/2012	(20.52)
88900000	CAP Move-Settlement	UZ	2000000391	10/31/2012	9.98
88900000	CAP Move-Settlement	UZ	2000000391	10/31/2012	(227.78)
88900000	CAP Move-Settlement	UZ	2000000400	10/31/2012	(3.14)
88900000	CAP Move-Settlement	UZ	2000000400	10/31/2012	(5.42)
88900000	CAP Move-Settlement	UZ	2000000400	10/31/2012	(24.08)
88900000	CAP Move-Settlement	UZ	2000000400	10/31/2012	(7.76)
88900000	CAP Move-Settlement	UZ	2000000400	10/31/2012	(20.05)
88900000	CAP Move-Settlement	UZ	2000000400	10/31/2012	(0.24)
88900000	CAP Move-Settlement	UZ	2000000400	10/31/2012	(267.06)
88900000	CAP Move-Settlement	UZ	2000000400	10/31/2012	(9.65)
88900000	CAP Move-Settlement	UZ	2000000402	10/31/2012	0.45
88900000	CAP Move-Settlement	UZ	2000000402	10/31/2012	(108.88)
88900000	CAP Move-Settlement	UZ	2000000402	10/31/2012	0.30
88900000	CAP Move-Settlement	UZ	2000000402	10/31/2012	0.81
88900000	CAP Move-Settlement	UZ	2000000402	10/31/2012	(18.89)
88900000	CAP Move-Settlement	UZ	2000000402	10/31/2012	(42.60)
88900000	CAP Move-Settlement	UZ	2000000402	10/31/2012	2.20
88900000	CAP Move-Settlement	UZ	2000000402	10/31/2012	(35.11)

Kentucky American Water Company  
Case No. 2012-00520  
Response to PSC DR1, Item 31

Account	Description	Doc Type	Document Number	Posting Date	Amount
88900000	CAP Move-Settlement	UZ	2000000414	10/31/2012	(0.38)
88900000	CAP Move-Settlement	UZ	2000000414	10/31/2012	(0.29)
88900000	CAP Move-Settlement	UZ	2000000370	10/31/2012	0.30
88900000	CAP Move-Settlement	UZ	2000000370	10/31/2012	0.39
88900000	CAP Move-Settlement	UZ	2000000389	10/31/2012	(227.78)
88900000	CAP Move-Settlement	UZ	2000000389	10/31/2012	(26.71)
88900000	CAP Move-Settlement	UZ	2000000389	10/31/2012	(363.99)
88900000	CAP Move-Settlement	UZ	2000000389	10/31/2012	(42.31)
88900000	CAP Move-Settlement	UZ	2000000389	10/31/2012	(20.47)
88900000	CAP Move-Settlement	UZ	2000000391	10/31/2012	9.98
88900000	CAP Move-Settlement	UZ	2000000392	10/31/2012	(24.08)
88900000	CAP Move-Settlement	UZ	2000000400	10/31/2012	(3.14)
88900000	CAP Move-Settlement	UZ	2000000400	10/31/2012	(9.65)
88900000	CAP Move-Settlement	UZ	2000000400	10/31/2012	(7.76)
88900000	CAP Move-Settlement	UZ	2000000400	10/31/2012	(5.42)
88900000	CAP Move-Settlement	UZ	2000000400	10/31/2012	(18.89)
88900000	CAP Move-Settlement	UZ	2000000400	10/31/2012	(20.05)
88900000	CAP Move-Settlement	UZ	2000000400	10/31/2012	(42.60)
88900000	CAP Move-Settlement	UZ	2000000402	10/31/2012	0.30
88900000	CAP Move-Settlement	UZ	2000000402	10/31/2012	(35.11)
88900000	CAP Move-Settlement	UZ	2000000402	10/31/2012	(108.88)
88900000	CAP Move-Settlement	UZ	2000000402	10/31/2012	0.45
88900000	CAP Move-Settlement	UZ	2000000402	10/31/2012	(0.24)
88900000	CAP Move-Settlement	UZ	2000000402	10/31/2012	0.81
88900000	CAP Move-Settlement	UZ	2000000402	10/31/2012	(267.06)
88900000	CAP Move-Settlement	UZ	2000000402	10/31/2012	2.20
88900000	CAP Move-Settlement	UZ	2000000414	10/31/2012	(0.39)
88900000	CAP Move-Settlement	UZ	2000000414	10/31/2012	(0.30)
88900000	CAP Move-Settlement	UZ	2000000370	10/31/2012	15.82
88900000	CAP Move-Settlement	UZ	2000000370	10/31/2012	12.13
88900000	CAP Move-Settlement	UZ	2000000388	10/31/2012	5,350.17
88900000	CAP Move-Settlement	UZ	2000000389	10/31/2012	(77.69)
88900000	CAP Move-Settlement	UZ	2000000389	10/31/2012	(2,290.10)
88900000	CAP Move-Settlement	UZ	2000000389	10/31/2012	84.86
88900000	CAP Move-Settlement	UZ	2000000389	10/31/2012	(633.33)
88900000	CAP Move-Settlement	UZ	2000000391	10/31/2012	(2,214.10)
88900000	CAP Move-Settlement	UZ	2000000391	10/31/2012	(286.84)
88900000	CAP Move-Settlement	UZ	2000000399	10/31/2012	(170.39)
88900000	CAP Move-Settlement	UZ	2000000399	10/31/2012	8.77
88900000	CAP Move-Settlement	UZ	2000000400	10/31/2012	1.80
88900000	CAP Move-Settlement	UZ	2000000400	10/31/2012	(21.69)
88900000	CAP Move-Settlement	UZ	2000000400	10/31/2012	(31.03)
88900000	CAP Move-Settlement	UZ	2000000400	10/31/2012	(96.33)
88900000	CAP Move-Settlement	UZ	2000000400	10/31/2012	(12.56)
88900000	CAP Move-Settlement	UZ	2000000400	10/31/2012	(140.43)
88900000	CAP Move-Settlement	UZ	2000000400	10/31/2012	(80.22)
88900000	CAP Move-Settlement	UZ	2000000400	10/31/2012	(75.54)
88900000	CAP Move-Settlement	UZ	2000000400	10/31/2012	(1,068.25)
88900000	CAP Move-Settlement	UZ	2000000402	10/31/2012	(0.94)
88900000	CAP Move-Settlement	UZ	2000000402	10/31/2012	1.21
88900000	CAP Move-Settlement	UZ	2000000402	10/31/2012	3.25
88900000	CAP Move-Settlement	UZ	2000000402	10/31/2012	(38.58)
88900000	CAP Move-Settlement	UZ	2000000402	10/31/2012	(435.52)

## Kentucky American Water Company

Case No. 2012-00520

Response to PSC DR1, Item 31

Account	Description	Doc Type	Document Number	Posting Date	Amount
88900000	CAP Move-Settlement	UZ	2000000414	10/31/2012	(12.13)
88900000	CAP Move-Settlement	UZ	2000000414	10/31/2012	(15.82)
88900000	CAP Move-Settlement	UZ	2000000370	10/31/2012	16.25
88900000	CAP Move-Settlement	UZ	2000000370	10/31/2012	21.18
88900000	CAP Move-Settlement	UZ	2000000389	10/31/2012	(3,478.37)
88900000	CAP Move-Settlement	UZ	2000000389	10/31/2012	(2,523.21)
88900000	CAP Move-Settlement	UZ	2000000389	10/31/2012	(89.21)
88900000	CAP Move-Settlement	UZ	2000000389	10/31/2012	(250.72)
88900000	CAP Move-Settlement	UZ	2000000389	10/31/2012	(1,453.27)
88900000	CAP Move-Settlement	UZ	2000000389	10/31/2012	181.95
88900000	CAP Move-Settlement	UZ	2000000389	10/31/2012	5,350.17
88900000	CAP Move-Settlement	UZ	2000000399	10/31/2012	(70.21)
88900000	CAP Move-Settlement	UZ	2000000399	10/31/2012	(0.47)
88900000	CAP Move-Settlement	UZ	2000000400	10/31/2012	(534.12)
88900000	CAP Move-Settlement	UZ	2000000400	10/31/2012	(19.29)
88900000	CAP Move-Settlement	UZ	2000000400	10/31/2012	(40.09)
88900000	CAP Move-Settlement	UZ	2000000400	10/31/2012	(85.19)
88900000	CAP Move-Settlement	UZ	2000000400	10/31/2012	1.62
88900000	CAP Move-Settlement	UZ	2000000400	10/31/2012	(15.51)
88900000	CAP Move-Settlement	UZ	2000000400	10/31/2012	(37.77)
88900000	CAP Move-Settlement	UZ	2000000400	10/31/2012	(217.77)
88900000	CAP Move-Settlement	UZ	2000000402	10/31/2012	0.90
88900000	CAP Move-Settlement	UZ	2000000402	10/31/2012	(10.84)
88900000	CAP Move-Settlement	UZ	2000000402	10/31/2012	(6.27)
88900000	CAP Move-Settlement	UZ	2000000402	10/31/2012	4.38
88900000	CAP Move-Settlement	UZ	2000000402	10/31/2012	(48.17)
88900000	CAP Move-Settlement	UZ	2000000402	10/31/2012	0.60
88900000	CAP Move-Settlement	UZ	2000000414	10/31/2012	(21.18)
88900000	CAP Move-Settlement	UZ	2000000414	10/31/2012	(16.25)
88900000	CAP Move-Settlement	UZ	2000000370	10/31/2012	11.68
88900000	CAP Move-Settlement	UZ	2000000370	10/31/2012	15.22
88900000	CAP Move-Settlement	UZ	2000000389	10/31/2012	(1,525.96)
88900000	CAP Move-Settlement	UZ	2000000389	10/31/2012	5,350.17
88900000	CAP Move-Settlement	UZ	2000000389	10/31/2012	(83.72)
88900000	CAP Move-Settlement	UZ	2000000389	10/31/2012	(87.02)
88900000	CAP Move-Settlement	UZ	2000000389	10/31/2012	(321.06)
88900000	CAP Move-Settlement	UZ	2000000389	10/31/2012	(5,263.21)
88900000	CAP Move-Settlement	UZ	2000000389	10/31/2012	(1,717.23)
88900000	CAP Move-Settlement	UZ	2000000389	10/31/2012	179.60
88900000	CAP Move-Settlement	UZ	2000000399	10/31/2012	(304.26)
88900000	CAP Move-Settlement	UZ	2000000399	10/31/2012	7.04
88900000	CAP Move-Settlement	UZ	2000000399	10/31/2012	(67.23)
88900000	CAP Move-Settlement	UZ	2000000399	10/31/2012	3.90
88900000	CAP Move-Settlement	UZ	2000000400	10/31/2012	18.99
88900000	CAP Move-Settlement	UZ	2000000400	10/31/2012	(2,314.53)
88900000	CAP Move-Settlement	UZ	2000000400	10/31/2012	(163.68)
88900000	CAP Move-Settlement	UZ	2000000400	10/31/2012	(2.04)
88900000	CAP Move-Settlement	UZ	2000000400	10/31/2012	(83.60)
88900000	CAP Move-Settlement	UZ	2000000400	10/31/2012	2.61
88900000	CAP Move-Settlement	UZ	2000000400	10/31/2012	(27.20)
88900000	CAP Move-Settlement	UZ	2000000402	10/31/2012	(943.63)
88900000	CAP Move-Settlement	UZ	2000000402	10/31/2012	(208.72)
88900000	CAP Move-Settlement	UZ	2000000402	10/31/2012	(369.18)

Kentucky American Water Company  
Case No. 2012-00520  
Response to PSC DR1, Item 31

Account	Description	Doc Type	Document Number	Posting Date	Amount
88900000	CAP Move-Settlement	UZ	2000000402	10/31/2012	(46.98)
88900000	CAP Move-Settlement	UZ	2000000402	10/31/2012	(173.78)
88900000	CAP Move-Settlement	UZ	2000000414	10/31/2012	(15.22)
88900000	CAP Move-Settlement	UZ	2000000414	10/31/2012	(11.68)
88900000	CAP Move-Settlement	UZ	2000000370	10/31/2012	0.41
88900000	CAP Move-Settlement	UZ	2000000370	10/31/2012	0.31
88900000	CAP Move-Settlement	UZ	2000000388	10/31/2012	8.73
88900000	CAP Move-Settlement	UZ	2000000389	10/31/2012	(538.55)
88900000	CAP Move-Settlement	UZ	2000000389	10/31/2012	(85.75)
88900000	CAP Move-Settlement	UZ	2000000391	10/31/2012	(50.46)
88900000	CAP Move-Settlement	UZ	2000000391	10/31/2012	(29.28)
88900000	CAP Move-Settlement	UZ	2000000399	10/31/2012	(31.48)
88900000	CAP Move-Settlement	UZ	2000000399	10/31/2012	0.50
88900000	CAP Move-Settlement	UZ	2000000399	10/31/2012	(40.14)
88900000	CAP Move-Settlement	UZ	2000000400	10/31/2012	(16.09)
88900000	CAP Move-Settlement	UZ	2000000400	10/31/2012	(0.39)
88900000	CAP Move-Settlement	UZ	2000000400	10/31/2012	0.75
88900000	CAP Move-Settlement	UZ	2000000400	10/31/2012	(5.23)
88900000	CAP Move-Settlement	UZ	2000000400	10/31/2012	(12.93)
88900000	CAP Move-Settlement	UZ	2000000400	10/31/2012	(181.47)
88900000	CAP Move-Settlement	UZ	2000000400	10/31/2012	3.65
88900000	CAP Move-Settlement	UZ	2000000402	10/31/2012	1.35
88900000	CAP Move-Settlement	UZ	2000000402	10/31/2012	(445.10)
88900000	CAP Move-Settlement	UZ	2000000402	10/31/2012	(33.42)
88900000	CAP Move-Settlement	UZ	2000000402	10/31/2012	(71.00)
88900000	CAP Move-Settlement	UZ	2000000402	10/31/2012	(58.51)
88900000	CAP Move-Settlement	UZ	2000000402	10/31/2012	(9.04)
88900000	CAP Move-Settlement	UZ	2000000414	10/31/2012	(0.41)
88900000	CAP Move-Settlement	UZ	2000000414	10/31/2012	(0.31)
88900000	CAP Move-Settlement	UZ	2000000370	10/31/2012	0.41
88900000	CAP Move-Settlement	UZ	2000000370	10/31/2012	0.31
88900000	CAP Move-Settlement	UZ	2000000388	10/31/2012	(75.35)
88900000	CAP Move-Settlement	UZ	2000000389	10/31/2012	8.63
88900000	CAP Move-Settlement	UZ	2000000389	10/31/2012	(27.32)
88900000	CAP Move-Settlement	UZ	2000000391	10/31/2012	(499.56)
88900000	CAP Move-Settlement	UZ	2000000391	10/31/2012	(27.54)
88900000	CAP Move-Settlement	UZ	2000000399	10/31/2012	(4.19)
88900000	CAP Move-Settlement	UZ	2000000400	10/31/2012	(7.23)
88900000	CAP Move-Settlement	UZ	2000000400	10/31/2012	0.60
88900000	CAP Move-Settlement	UZ	2000000400	10/31/2012	0.40
88900000	CAP Move-Settlement	UZ	2000000400	10/31/2012	(25.18)
88900000	CAP Move-Settlement	UZ	2000000400	10/31/2012	(46.81)
88900000	CAP Move-Settlement	UZ	2000000400	10/31/2012	(56.80)
88900000	CAP Move-Settlement	UZ	2000000400	10/31/2012	(0.31)
88900000	CAP Move-Settlement	UZ	2000000400	10/31/2012	1.08
88900000	CAP Move-Settlement	UZ	2000000400	10/31/2012	(356.09)
88900000	CAP Move-Settlement	UZ	2000000402	10/31/2012	(145.18)
88900000	CAP Move-Settlement	UZ	2000000402	10/31/2012	(12.86)
88900000	CAP Move-Settlement	UZ	2000000402	10/31/2012	(32.11)
88900000	CAP Move-Settlement	UZ	2000000402	10/31/2012	(10.34)
88900000	CAP Move-Settlement	UZ	2000000402	10/31/2012	(26.73)
88900000	CAP Move-Settlement	UZ	2000000402	10/31/2012	2.92
88900000	CAP Move-Settlement	UZ	2000000414	10/31/2012	(0.31)

Kentucky American Water Company  
Case No. 2012-00520  
Response to PSC DR1, Item 31

Account	Description	Doc Type	Document Number	Posting Date	Amount
88900000	CAP Move-Settlement	UZ	2000000414	10/31/2012	(0.41)
88900000	CAP Move-Settlement	UZ	2000000370	10/31/2012	0.13
88900000	CAP Move-Settlement	UZ	2000000370	10/31/2012	0.16
88900000	CAP Move-Settlement	UZ	2000000389	10/31/2012	(2.30)
88900000	CAP Move-Settlement	UZ	2000000389	10/31/2012	(172.78)
88900000	CAP Move-Settlement	UZ	2000000389	10/31/2012	(21.61)
88900000	CAP Move-Settlement	UZ	2000000389	10/31/2012	2.65
88900000	CAP Move-Settlement	UZ	2000000389	10/31/2012	(10.48)
88900000	CAP Move-Settlement	UZ	2000000399	10/31/2012	0.15
88900000	CAP Move-Settlement	UZ	2000000399	10/31/2012	(2.59)
88900000	CAP Move-Settlement	UZ	2000000399	10/31/2012	(11.70)
88900000	CAP Move-Settlement	UZ	2000000399	10/31/2012	(14.20)
88900000	CAP Move-Settlement	UZ	2000000400	10/31/2012	(1.04)
88900000	CAP Move-Settlement	UZ	2000000400	10/31/2012	0.73
88900000	CAP Move-Settlement	UZ	2000000400	10/31/2012	(36.30)
88900000	CAP Move-Settlement	UZ	2000000400	10/31/2012	(3.22)
88900000	CAP Move-Settlement	UZ	2000000400	10/31/2012	(0.08)
88900000	CAP Move-Settlement	UZ	2000000400	10/31/2012	(89.03)
88900000	CAP Move-Settlement	UZ	2000000402	10/31/2012	(6.30)
88900000	CAP Move-Settlement	UZ	2000000402	10/31/2012	(1.80)
88900000	CAP Move-Settlement	UZ	2000000402	10/31/2012	(8.03)
88900000	CAP Move-Settlement	UZ	2000000402	10/31/2012	0.10
88900000	CAP Move-Settlement	UZ	2000000402	10/31/2012	(6.70)
88900000	CAP Move-Settlement	UZ	2000000402	10/31/2012	0.27
88900000	CAP Move-Settlement	UZ	2000000414	10/31/2012	(0.13)
88900000	CAP Move-Settlement	UZ	2000000414	10/31/2012	(0.16)
88900000	CAP Move-Settlement	UZ	2000000370	10/31/2012	0.25
88900000	CAP Move-Settlement	UZ	2000000370	10/31/2012	0.32
88900000	CAP Move-Settlement	UZ	2000000391	10/31/2012	0.78
88900000	CAP Move-Settlement	UZ	2000000414	10/31/2012	(0.32)
88900000	CAP Move-Settlement	UZ	2000000414	10/31/2012	(0.25)
88900000	CAP Move-Settlement	UZ	2000000370	10/31/2012	0.26
88900000	CAP Move-Settlement	UZ	2000000370	10/31/2012	0.20
88900000	CAP Move-Settlement	UZ	2000000389	10/31/2012	(4.49)
88900000	CAP Move-Settlement	UZ	2000000414	10/31/2012	(0.20)
88900000	CAP Move-Settlement	UZ	2000000414	10/31/2012	(0.26)
88900000	CAP Move-Settlement	UZ	2000000389	10/31/2012	(50.47)
88900000	CAP Move-Settlement	UZ	2000000389	10/31/2012	(19.59)
88900000	CAP Move-Settlement	UZ	2000000389	10/31/2012	(327.56)
88900000	CAP Move-Settlement	UZ	2000000391	10/31/2012	(773.99)
88900000	CAP Move-Settlement	UZ	2000000391	10/31/2012	62.58
88900000	CAP Move-Settlement	UZ	2000000399	10/31/2012	(9.65)
88900000	CAP Move-Settlement	UZ	2000000399	10/31/2012	0.30
88900000	CAP Move-Settlement	UZ	2000000399	10/31/2012	(108.88)
88900000	CAP Move-Settlement	UZ	2000000400	10/31/2012	0.81
88900000	CAP Move-Settlement	UZ	2000000400	10/31/2012	(267.06)
88900000	CAP Move-Settlement	UZ	2000000400	10/31/2012	(20.05)
88900000	CAP Move-Settlement	UZ	2000000400	10/31/2012	2.20
88900000	CAP Move-Settlement	UZ	2000000400	10/31/2012	(5.42)
88900000	CAP Move-Settlement	UZ	2000000402	10/31/2012	(3.14)
88900000	CAP Move-Settlement	UZ	2000000402	10/31/2012	(7.76)
88900000	CAP Move-Settlement	UZ	2000000402	10/31/2012	(24.08)
88900000	CAP Move-Settlement	UZ	2000000402	10/31/2012	0.45

Kentucky American Water Company  
Case No. 2012-00520  
Response to PSC DR1, Item 31

Account	Description	Doc Type	Document Number	Posting Date	Amount
88900000	CAP Move-Settlement	UZ	2000000402	10/31/2012	(35.11)
88900000	CAP Move-Settlement	UZ	2000000402	10/31/2012	(18.89)
88900000	CAP Move-Settlement	UZ	2000000402	10/31/2012	(42.60)
88900000	CAP Move-Settlement	UZ	2000000402	10/31/2012	(0.24)
88900000	CAP Move-Settlement	UZ	2000000389	10/31/2012	(16.77)
88900000	CAP Move-Settlement	UZ	2000000389	10/31/2012	32.28
88900000	CAP Move-Settlement	UZ	2000000389	10/31/2012	(316.55)
88900000	CAP Move-Settlement	UZ	2000000391	10/31/2012	(75.14)
88900000	CAP Move-Settlement	UZ	2000000391	10/31/2012	(271.63)
88900000	CAP Move-Settlement	UZ	2000000392	10/31/2012	(72.59)
88900000	CAP Move-Settlement	UZ	2000000399	10/31/2012	(12.59)
88900000	CAP Move-Settlement	UZ	2000000399	10/31/2012	(6.43)
88900000	CAP Move-Settlement	UZ	2000000399	10/31/2012	0.54
88900000	CAP Move-Settlement	UZ	2000000399	10/31/2012	(3.62)
88900000	CAP Move-Settlement	UZ	2000000399	10/31/2012	(13.36)
88900000	CAP Move-Settlement	UZ	2000000399	10/31/2012	(16.06)
88900000	CAP Move-Settlement	UZ	2000000400	10/31/2012	(28.40)
88900000	CAP Move-Settlement	UZ	2000000400	10/31/2012	(23.40)
88900000	CAP Move-Settlement	UZ	2000000400	10/31/2012	0.30
88900000	CAP Move-Settlement	UZ	2000000402	10/31/2012	(178.04)
88900000	CAP Move-Settlement	UZ	2000000402	10/31/2012	1.46
88900000	CAP Move-Settlement	UZ	2000000402	10/31/2012	0.20
88900000	CAP Move-Settlement	UZ	2000000402	10/31/2012	(5.17)
88900000	CAP Move-Settlement	UZ	2000000402	10/31/2012	(2.09)
88900000	CAP Move-Settlement	UZ	2000000402	10/31/2012	(0.15)
88900000	CAP Move-Settlement	UZ	2000000389	10/31/2012	(861.23)
88900000	CAP Move-Settlement	UZ	2000000389	10/31/2012	(36.53)
88900000	CAP Move-Settlement	UZ	2000000389	10/31/2012	(37.20)
88900000	CAP Move-Settlement	UZ	2000000389	10/31/2012	(534.76)
88900000	CAP Move-Settlement	UZ	2000000389	10/31/2012	68.75
88900000	CAP Move-Settlement	UZ	2000000399	10/31/2012	(181.47)
88900000	CAP Move-Settlement	UZ	2000000399	10/31/2012	(33.42)
88900000	CAP Move-Settlement	UZ	2000000399	10/31/2012	(9.04)
88900000	CAP Move-Settlement	UZ	2000000399	10/31/2012	1.35
88900000	CAP Move-Settlement	UZ	2000000400	10/31/2012	3.65
88900000	CAP Move-Settlement	UZ	2000000400	10/31/2012	(16.09)
88900000	CAP Move-Settlement	UZ	2000000400	10/31/2012	(12.93)
88900000	CAP Move-Settlement	UZ	2000000400	10/31/2012	0.50
88900000	CAP Move-Settlement	UZ	2000000400	10/31/2012	(0.39)
88900000	CAP Move-Settlement	UZ	2000000400	10/31/2012	(5.23)
88900000	CAP Move-Settlement	UZ	2000000402	10/31/2012	0.75
88900000	CAP Move-Settlement	UZ	2000000402	10/31/2012	(31.48)
88900000	CAP Move-Settlement	UZ	2000000402	10/31/2012	(71.00)
88900000	CAP Move-Settlement	UZ	2000000402	10/31/2012	(58.51)
88900000	CAP Move-Settlement	UZ	2000000402	10/31/2012	(40.14)
88900000	CAP Move-Settlement	UZ	2000000402	10/31/2012	(445.10)
88900000	CAP Move-Settlement	UZ	2000000388	10/31/2012	(165.67)
88900000	CAP Move-Settlement	UZ	2000000389	10/31/2012	(20.14)
88900000	CAP Move-Settlement	UZ	2000000389	10/31/2012	(1,300.37)
88900000	CAP Move-Settlement	UZ	2000000389	10/31/2012	19.74
88900000	CAP Move-Settlement	UZ	2000000389	10/31/2012	(691.93)
88900000	CAP Move-Settlement	UZ	2000000389	10/31/2012	(50.95)
88900000	CAP Move-Settlement	UZ	2000000391	10/31/2012	(80.15)



## Kentucky American Water Company

Case No. 2012-00520

Response to PSC DR1, Item 31

Account	Description	Doc Type	Document Number	Posting Date	Amount
88900000	CAP Move-Settlement	UZ	2000000392	10/31/2012	(217.77)
88900000	CAP Move-Settlement	UZ	2000000399	10/31/2012	(0.47)
88900000	CAP Move-Settlement	UZ	2000000399	10/31/2012	(534.12)
88900000	CAP Move-Settlement	UZ	2000000399	10/31/2012	(6.27)
88900000	CAP Move-Settlement	UZ	2000000399	10/31/2012	(70.21)
88900000	CAP Move-Settlement	UZ	2000000399	10/31/2012	(40.09)
88900000	CAP Move-Settlement	UZ	2000000400	10/31/2012	(19.29)
88900000	CAP Move-Settlement	UZ	2000000400	10/31/2012	(15.51)
88900000	CAP Move-Settlement	UZ	2000000400	10/31/2012	(85.19)
88900000	CAP Move-Settlement	UZ	2000000402	10/31/2012	1.62
88900000	CAP Move-Settlement	UZ	2000000402	10/31/2012	(10.84)
88900000	CAP Move-Settlement	UZ	2000000402	10/31/2012	0.90
88900000	CAP Move-Settlement	UZ	2000000402	10/31/2012	0.60
88900000	CAP Move-Settlement	UZ	2000000402	10/31/2012	(48.17)
88900000	CAP Move-Settlement	UZ	2000000402	10/31/2012	4.38
88900000	CAP Move-Settlement	UZ	2000000402	10/31/2012	(37.77)
88900000	CAP Move-Settlement	UZ	2000000370	10/31/2012	0.17
88900000	CAP Move-Settlement	UZ	2000000370	10/31/2012	0.21
88900000	CAP Move-Settlement	UZ	2000000389	10/31/2012	(15.10)
88900000	CAP Move-Settlement	UZ	2000000389	10/31/2012	(326.94)
88900000	CAP Move-Settlement	UZ	2000000389	10/31/2012	(25.98)
88900000	CAP Move-Settlement	UZ	2000000391	10/31/2012	31.84
88900000	CAP Move-Settlement	UZ	2000000391	10/31/2012	(252.95)
88900000	CAP Move-Settlement	UZ	2000000399	10/31/2012	0.54
88900000	CAP Move-Settlement	UZ	2000000399	10/31/2012	(178.04)
88900000	CAP Move-Settlement	UZ	2000000399	10/31/2012	1.46
88900000	CAP Move-Settlement	UZ	2000000399	10/31/2012	(28.40)
88900000	CAP Move-Settlement	UZ	2000000399	10/31/2012	(72.59)
88900000	CAP Move-Settlement	UZ	2000000399	10/31/2012	(13.36)
88900000	CAP Move-Settlement	UZ	2000000400	10/31/2012	(2.09)
88900000	CAP Move-Settlement	UZ	2000000400	10/31/2012	(6.43)
88900000	CAP Move-Settlement	UZ	2000000402	10/31/2012	(5.17)
88900000	CAP Move-Settlement	UZ	2000000402	10/31/2012	(3.62)
88900000	CAP Move-Settlement	UZ	2000000402	10/31/2012	(16.06)
88900000	CAP Move-Settlement	UZ	2000000402	10/31/2012	0.20
88900000	CAP Move-Settlement	UZ	2000000402	10/31/2012	(12.59)
88900000	CAP Move-Settlement	UZ	2000000402	10/31/2012	0.30
88900000	CAP Move-Settlement	UZ	2000000402	10/31/2012	(23.40)
88900000	CAP Move-Settlement	UZ	2000000402	10/31/2012	(0.15)
88900000	CAP Move-Settlement	UZ	2000000414	10/31/2012	(0.21)
88900000	CAP Move-Settlement	UZ	2000000414	10/31/2012	(0.17)
88900000	CAP Move-Settlement	UZ	2000000370	10/31/2012	0.17
88900000	CAP Move-Settlement	UZ	2000000370	10/31/2012	0.13
88900000	CAP Move-Settlement	UZ	2000000389	10/31/2012	(17.47)
88900000	CAP Move-Settlement	UZ	2000000389	10/31/2012	33.20
88900000	CAP Move-Settlement	UZ	2000000389	10/31/2012	(515.78)
88900000	CAP Move-Settlement	UZ	2000000389	10/31/2012	(329.26)
88900000	CAP Move-Settlement	UZ	2000000391	10/31/2012	(32.57)
88900000	CAP Move-Settlement	UZ	2000000392	10/31/2012	(20.05)
88900000	CAP Move-Settlement	UZ	2000000392	10/31/2012	(24.08)
88900000	CAP Move-Settlement	UZ	2000000399	10/31/2012	(18.89)
88900000	CAP Move-Settlement	UZ	2000000399	10/31/2012	(3.14)
88900000	CAP Move-Settlement	UZ	2000000400	10/31/2012	0.30

Kentucky American Water Company  
Case No. 2012-00520  
Response to PSC DR1, Item 31

Account	Description	Doc Type	Document Number	Posting Date	Amount
88900000	CAP Move-Settlement	UZ	2000000400	10/31/2012	0.45
88900000	CAP Move-Settlement	UZ	2000000400	10/31/2012	(35.11)
88900000	CAP Move-Settlement	UZ	2000000400	10/31/2012	0.81
88900000	CAP Move-Settlement	UZ	2000000400	10/31/2012	(267.06)
88900000	CAP Move-Settlement	UZ	2000000402	10/31/2012	(9.65)
88900000	CAP Move-Settlement	UZ	2000000402	10/31/2012	(42.60)
88900000	CAP Move-Settlement	UZ	2000000402	10/31/2012	(108.88)
88900000	CAP Move-Settlement	UZ	2000000402	10/31/2012	(0.24)
88900000	CAP Move-Settlement	UZ	2000000402	10/31/2012	(5.42)
88900000	CAP Move-Settlement	UZ	2000000402	10/31/2012	(7.76)
88900000	CAP Move-Settlement	UZ	2000000402	10/31/2012	2.20
88900000	CAP Move-Settlement	UZ	2000000414	10/31/2012	(0.17)
88900000	CAP Move-Settlement	UZ	2000000414	10/31/2012	(0.13)
88900000	CAP Move-Settlement	UZ	2000000370	10/31/2012	0.26
88900000	CAP Move-Settlement	UZ	2000000370	10/31/2012	0.20
88900000	CAP Move-Settlement	UZ	2000000389	10/31/2012	(325.34)
88900000	CAP Move-Settlement	UZ	2000000389	10/31/2012	(13.76)
88900000	CAP Move-Settlement	UZ	2000000389	10/31/2012	(235.65)
88900000	CAP Move-Settlement	UZ	2000000391	10/31/2012	(25.05)
88900000	CAP Move-Settlement	UZ	2000000391	10/31/2012	31.70
88900000	CAP Move-Settlement	UZ	2000000399	10/31/2012	(0.15)
88900000	CAP Move-Settlement	UZ	2000000400	10/31/2012	(23.40)
88900000	CAP Move-Settlement	UZ	2000000400	10/31/2012	(16.06)
88900000	CAP Move-Settlement	UZ	2000000400	10/31/2012	(28.40)
88900000	CAP Move-Settlement	UZ	2000000400	10/31/2012	0.20
88900000	CAP Move-Settlement	UZ	2000000400	10/31/2012	0.30
88900000	CAP Move-Settlement	UZ	2000000400	10/31/2012	1.46
88900000	CAP Move-Settlement	UZ	2000000400	10/31/2012	0.54
88900000	CAP Move-Settlement	UZ	2000000400	10/31/2012	(72.59)
88900000	CAP Move-Settlement	UZ	2000000400	10/31/2012	(13.36)
88900000	CAP Move-Settlement	UZ	2000000400	10/31/2012	(5.17)
88900000	CAP Move-Settlement	UZ	2000000400	10/31/2012	(3.62)
88900000	CAP Move-Settlement	UZ	2000000402	10/31/2012	(178.04)
88900000	CAP Move-Settlement	UZ	2000000402	10/31/2012	(6.43)
88900000	CAP Move-Settlement	UZ	2000000402	10/31/2012	(12.59)
88900000	CAP Move-Settlement	UZ	2000000402	10/31/2012	(2.09)
88900000	CAP Move-Settlement	UZ	2000000414	10/31/2012	(0.20)
88900000	CAP Move-Settlement	UZ	2000000414	10/31/2012	(0.26)
88900000	CAP Move-Settlement	UZ	2000000388	10/31/2012	(6.75)
88900000	CAP Move-Settlement	UZ	2000000389	10/31/2012	(270.22)
88900000	CAP Move-Settlement	UZ	2000000389	10/31/2012	(20.03)
88900000	CAP Move-Settlement	UZ	2000000391	10/31/2012	(20.49)
88900000	CAP Move-Settlement	UZ	2000000399	10/31/2012	(178.04)
88900000	CAP Move-Settlement	UZ	2000000399	10/31/2012	(72.59)
88900000	CAP Move-Settlement	UZ	2000000400	10/31/2012	1.46
88900000	CAP Move-Settlement	UZ	2000000400	10/31/2012	(16.06)
88900000	CAP Move-Settlement	UZ	2000000400	10/31/2012	(2.09)
88900000	CAP Move-Settlement	UZ	2000000400	10/31/2012	(0.15)
88900000	CAP Move-Settlement	UZ	2000000400	10/31/2012	(23.40)
88900000	CAP Move-Settlement	UZ	2000000402	10/31/2012	(13.36)
88900000	CAP Move-Settlement	UZ	2000000402	10/31/2012	0.54
88900000	CAP Move-Settlement	UZ	2000000402	10/31/2012	(28.40)
88900000	CAP Move-Settlement	UZ	2000000402	10/31/2012	(5.17)

Kentucky American Water Company  
Case No. 2012-00520  
Response to PSC DR1, Item 31

Account	Description	Doc Type	Document Number	Posting Date	Amount
88900000	CAP Move-Settlement	UZ	2000000402	10/31/2012	0.20
88900000	CAP Move-Settlement	UZ	2000000402	10/31/2012	(12.59)
88900000	CAP Move-Settlement	UZ	2000000402	10/31/2012	(6.43)
88900000	CAP Move-Settlement	UZ	2000000402	10/31/2012	(3.62)
88900000	CAP Move-Settlement	UZ	2000000402	10/31/2012	0.30
88900000	CAP Move-Settlement	UZ	2000000370	10/31/2012	3.81
88900000	CAP Move-Settlement	UZ	2000000370	10/31/2012	4.97
88900000	CAP Move-Settlement	UZ	2000000389	10/31/2012	(5.46)
88900000	CAP Move-Settlement	UZ	2000000389	10/31/2012	(58.87)
88900000	CAP Move-Settlement	UZ	2000000389	10/31/2012	228.56
88900000	CAP Move-Settlement	UZ	2000000389	10/31/2012	(0.76)
88900000	CAP Move-Settlement	UZ	2000000391	10/31/2012	3.64
88900000	CAP Move-Settlement	UZ	2000000391	10/31/2012	(10.06)
88900000	CAP Move-Settlement	UZ	2000000414	10/31/2012	(4.97)
88900000	CAP Move-Settlement	UZ	2000000414	10/31/2012	(3.81)
88900000	CAP Move-Settlement	UZ	2000000370	10/31/2012	5.42
88900000	CAP Move-Settlement	UZ	2000000370	10/31/2012	4.16
88900000	CAP Move-Settlement	UZ	2000000389	10/31/2012	(14.10)
88900000	CAP Move-Settlement	UZ	2000000389	10/31/2012	(1.85)
88900000	CAP Move-Settlement	UZ	2000000389	10/31/2012	(4.17)
88900000	CAP Move-Settlement	UZ	2000000389	10/31/2012	1.14
88900000	CAP Move-Settlement	UZ	2000000389	10/31/2012	61.89
88900000	CAP Move-Settlement	UZ	2000000389	10/31/2012	467.10
88900000	CAP Move-Settlement	UZ	2000000414	10/31/2012	(5.42)
88900000	CAP Move-Settlement	UZ	2000000414	10/31/2012	(4.16)
88900000	CAP Move-Settlement	UZ	2000000370	10/31/2012	0.83
88900000	CAP Move-Settlement	UZ	2000000370	10/31/2012	1.08
88900000	CAP Move-Settlement	UZ	2000000389	10/31/2012	(5.01)
88900000	CAP Move-Settlement	UZ	2000000389	10/31/2012	(104.06)
88900000	CAP Move-Settlement	UZ	2000000389	10/31/2012	(5.21)
88900000	CAP Move-Settlement	UZ	2000000389	10/31/2012	(0.05)
88900000	CAP Move-Settlement	UZ	2000000391	10/31/2012	(58.86)
88900000	CAP Move-Settlement	UZ	2000000391	10/31/2012	(0.83)
88900000	CAP Move-Settlement	UZ	2000000414	10/31/2012	(0.83)
88900000	CAP Move-Settlement	UZ	2000000414	10/31/2012	(1.08)
88900000	CAP Move-Settlement	UZ	2000000389	10/31/2012	(615.83)
88900000	CAP Move-Settlement	UZ	2000000370	10/31/2012	1.18
88900000	CAP Move-Settlement	UZ	2000000370	10/31/2012	1.53
88900000	CAP Move-Settlement	UZ	2000000388	10/31/2012	(2.42)
88900000	CAP Move-Settlement	UZ	2000000389	10/31/2012	(1.53)
88900000	CAP Move-Settlement	UZ	2000000389	10/31/2012	(0.42)
88900000	CAP Move-Settlement	UZ	2000000389	10/31/2012	(67.61)
88900000	CAP Move-Settlement	UZ	2000000389	10/31/2012	(283.50)
88900000	CAP Move-Settlement	UZ	2000000391	10/31/2012	7.17
88900000	CAP Move-Settlement	UZ	2000000399	10/31/2012	(89.03)
88900000	CAP Move-Settlement	UZ	2000000399	10/31/2012	(1.80)
88900000	CAP Move-Settlement	UZ	2000000399	10/31/2012	(36.30)
88900000	CAP Move-Settlement	UZ	2000000399	10/31/2012	0.73
88900000	CAP Move-Settlement	UZ	2000000400	10/31/2012	0.10
88900000	CAP Move-Settlement	UZ	2000000400	10/31/2012	(6.70)
88900000	CAP Move-Settlement	UZ	2000000400	10/31/2012	(14.20)
88900000	CAP Move-Settlement	UZ	2000000400	10/31/2012	(2.59)
88900000	CAP Move-Settlement	UZ	2000000400	10/31/2012	(11.70)

Kentucky American Water Company  
Case No. 2012-00520  
Response to PSC DR1, Item 31

Account	Description	Doc Type	Document Number	Posting Date	Amount
88900000	CAP Move-Settlement	UZ	2000000400	10/31/2012	0.27
88900000	CAP Move-Settlement	UZ	2000000402	10/31/2012	(1.04)
88900000	CAP Move-Settlement	UZ	2000000402	10/31/2012	(6.30)
88900000	CAP Move-Settlement	UZ	2000000402	10/31/2012	(8.03)
88900000	CAP Move-Settlement	UZ	2000000402	10/31/2012	(3.22)
88900000	CAP Move-Settlement	UZ	2000000402	10/31/2012	(0.08)
88900000	CAP Move-Settlement	UZ	2000000402	10/31/2012	0.15
88900000	CAP Move-Settlement	UZ	2000000414	10/31/2012	(1.18)
88900000	CAP Move-Settlement	UZ	2000000414	10/31/2012	(1.53)
88900000	CAP Move-Settlement	UZ	2000000370	10/31/2012	1.76
88900000	CAP Move-Settlement	UZ	2000000370	10/31/2012	1.35
88900000	CAP Move-Settlement	UZ	2000000389	10/31/2012	(2.42)
88900000	CAP Move-Settlement	UZ	2000000389	10/31/2012	(0.42)
88900000	CAP Move-Settlement	UZ	2000000389	10/31/2012	(1.53)
88900000	CAP Move-Settlement	UZ	2000000391	10/31/2012	(67.61)
88900000	CAP Move-Settlement	UZ	2000000391	10/31/2012	6.56
88900000	CAP Move-Settlement	UZ	2000000391	10/31/2012	(283.50)
88900000	CAP Move-Settlement	UZ	2000000399	10/31/2012	(3.22)
88900000	CAP Move-Settlement	UZ	2000000399	10/31/2012	0.73
88900000	CAP Move-Settlement	UZ	2000000399	10/31/2012	0.27
88900000	CAP Move-Settlement	UZ	2000000399	10/31/2012	(1.80)
88900000	CAP Move-Settlement	UZ	2000000399	10/31/2012	(1.04)
88900000	CAP Move-Settlement	UZ	2000000400	10/31/2012	(0.08)
88900000	CAP Move-Settlement	UZ	2000000400	10/31/2012	(6.70)
88900000	CAP Move-Settlement	UZ	2000000400	10/31/2012	0.10
88900000	CAP Move-Settlement	UZ	2000000400	10/31/2012	(11.70)
88900000	CAP Move-Settlement	UZ	2000000402	10/31/2012	(6.30)
88900000	CAP Move-Settlement	UZ	2000000402	10/31/2012	(2.59)
88900000	CAP Move-Settlement	UZ	2000000402	10/31/2012	(36.30)
88900000	CAP Move-Settlement	UZ	2000000402	10/31/2012	0.15
88900000	CAP Move-Settlement	UZ	2000000402	10/31/2012	(14.20)
88900000	CAP Move-Settlement	UZ	2000000402	10/31/2012	(8.03)
88900000	CAP Move-Settlement	UZ	2000000402	10/31/2012	(89.03)
88900000	CAP Move-Settlement	UZ	2000000414	10/31/2012	(1.35)
88900000	CAP Move-Settlement	UZ	2000000414	10/31/2012	(1.76)
88900000	CAP Move-Settlement	UZ	2000000370	10/31/2012	1.66
88900000	CAP Move-Settlement	UZ	2000000370	10/31/2012	1.27
88900000	CAP Move-Settlement	UZ	2000000388	10/31/2012	(0.42)
88900000	CAP Move-Settlement	UZ	2000000388	10/31/2012	(1.53)
88900000	CAP Move-Settlement	UZ	2000000389	10/31/2012	(2.42)
88900000	CAP Move-Settlement	UZ	2000000389	10/31/2012	6.84
88900000	CAP Move-Settlement	UZ	2000000389	10/31/2012	(67.61)
88900000	CAP Move-Settlement	UZ	2000000391	10/31/2012	(283.50)
88900000	CAP Move-Settlement	UZ	2000000399	10/31/2012	(3.22)
88900000	CAP Move-Settlement	UZ	2000000399	10/31/2012	(36.30)
88900000	CAP Move-Settlement	UZ	2000000399	10/31/2012	(2.59)
88900000	CAP Move-Settlement	UZ	2000000400	10/31/2012	0.15
88900000	CAP Move-Settlement	UZ	2000000400	10/31/2012	(1.80)
88900000	CAP Move-Settlement	UZ	2000000400	10/31/2012	0.27
88900000	CAP Move-Settlement	UZ	2000000400	10/31/2012	(89.03)
88900000	CAP Move-Settlement	UZ	2000000400	10/31/2012	0.10
88900000	CAP Move-Settlement	UZ	2000000400	10/31/2012	(0.08)
88900000	CAP Move-Settlement	UZ	2000000402	10/31/2012	0.73

Kentucky American Water Company  
Case No. 2012-00520  
Response to PSC DR1, Item 31

Account	Description	Doc Type	Document Number	Posting Date	Amount
88900000	CAP Move-Settlement	UZ	2000000402	10/31/2012	(14.20)
88900000	CAP Move-Settlement	UZ	2000000402	10/31/2012	(6.30)
88900000	CAP Move-Settlement	UZ	2000000402	10/31/2012	(8.03)
88900000	CAP Move-Settlement	UZ	2000000402	10/31/2012	(11.70)
88900000	CAP Move-Settlement	UZ	2000000402	10/31/2012	(1.04)
88900000	CAP Move-Settlement	UZ	2000000402	10/31/2012	(6.70)
88900000	CAP Move-Settlement	UZ	2000000414	10/31/2012	(1.27)
88900000	CAP Move-Settlement	UZ	2000000414	10/31/2012	(1.66)
88900000	CAP Move-Settlement	UZ	2000000370	10/31/2012	2.38
88900000	CAP Move-Settlement	UZ	2000000370	10/31/2012	3.10
88900000	CAP Move-Settlement	UZ	2000000389	10/31/2012	41.53
88900000	CAP Move-Settlement	UZ	2000000389	10/31/2012	(2.56)
88900000	CAP Move-Settlement	UZ	2000000389	10/31/2012	(22.83)
88900000	CAP Move-Settlement	UZ	2000000389	10/31/2012	(211.70)
88900000	CAP Move-Settlement	UZ	2000000389	10/31/2012	(540.61)
88900000	CAP Move-Settlement	UZ	2000000391	10/31/2012	(198.23)
88900000	CAP Move-Settlement	UZ	2000000391	10/31/2012	(6.85)
88900000	CAP Move-Settlement	UZ	2000000399	10/31/2012	(72.59)
88900000	CAP Move-Settlement	UZ	2000000399	10/31/2012	0.20
88900000	CAP Move-Settlement	UZ	2000000400	10/31/2012	(6.43)
88900000	CAP Move-Settlement	UZ	2000000400	10/31/2012	(23.40)
88900000	CAP Move-Settlement	UZ	2000000400	10/31/2012	1.46
88900000	CAP Move-Settlement	UZ	2000000400	10/31/2012	(2.09)
88900000	CAP Move-Settlement	UZ	2000000400	10/31/2012	0.30
88900000	CAP Move-Settlement	UZ	2000000402	10/31/2012	(12.59)
88900000	CAP Move-Settlement	UZ	2000000402	10/31/2012	(3.62)
88900000	CAP Move-Settlement	UZ	2000000402	10/31/2012	(16.06)
88900000	CAP Move-Settlement	UZ	2000000402	10/31/2012	(28.40)
88900000	CAP Move-Settlement	UZ	2000000402	10/31/2012	(178.04)
88900000	CAP Move-Settlement	UZ	2000000402	10/31/2012	(5.17)
88900000	CAP Move-Settlement	UZ	2000000402	10/31/2012	(13.36)
88900000	CAP Move-Settlement	UZ	2000000402	10/31/2012	0.54
88900000	CAP Move-Settlement	UZ	2000000403	10/31/2012	(0.15)
88900000	CAP Move-Settlement	UZ	2000000414	10/31/2012	(3.10)
88900000	CAP Move-Settlement	UZ	2000000414	10/31/2012	(2.38)
88900000	CAP Move-Settlement	UZ	2000000370	10/31/2012	2.35
88900000	CAP Move-Settlement	UZ	2000000370	10/31/2012	3.07
88900000	CAP Move-Settlement	UZ	2000000389	10/31/2012	(211.70)
88900000	CAP Move-Settlement	UZ	2000000389	10/31/2012	(22.80)
88900000	CAP Move-Settlement	UZ	2000000389	10/31/2012	(195.08)
88900000	CAP Move-Settlement	UZ	2000000389	10/31/2012	4.48
88900000	CAP Move-Settlement	UZ	2000000391	10/31/2012	(6.85)
88900000	CAP Move-Settlement	UZ	2000000391	10/31/2012	(76.34)
88900000	CAP Move-Settlement	UZ	2000000392	10/31/2012	(6.43)
88900000	CAP Move-Settlement	UZ	2000000399	10/31/2012	(2.09)
88900000	CAP Move-Settlement	UZ	2000000399	10/31/2012	0.30
88900000	CAP Move-Settlement	UZ	2000000399	10/31/2012	(5.17)
88900000	CAP Move-Settlement	UZ	2000000399	10/31/2012	(23.40)
88900000	CAP Move-Settlement	UZ	2000000400	10/31/2012	(13.36)
88900000	CAP Move-Settlement	UZ	2000000400	10/31/2012	0.54
88900000	CAP Move-Settlement	UZ	2000000400	10/31/2012	(72.59)
88900000	CAP Move-Settlement	UZ	2000000400	10/31/2012	0.20
88900000	CAP Move-Settlement	UZ	2000000400	10/31/2012	1.46

Kentucky American Water Company  
Case No. 2012-00520  
Response to PSC DR1, Item 31

Account	Description	Doc Type	Document Number	Posting Date	Amount
88900000	CAP Move-Settlement	UZ	2000000400	10/31/2012	(3.62)
88900000	CAP Move-Settlement	UZ	2000000400	10/31/2012	(16.06)
88900000	CAP Move-Settlement	UZ	2000000402	10/31/2012	(12.59)
88900000	CAP Move-Settlement	UZ	2000000402	10/31/2012	(0.15)
88900000	CAP Move-Settlement	UZ	2000000402	10/31/2012	(28.40)
88900000	CAP Move-Settlement	UZ	2000000402	10/31/2012	(178.04)
88900000	CAP Move-Settlement	UZ	2000000414	10/31/2012	(3.07)
88900000	CAP Move-Settlement	UZ	2000000414	10/31/2012	(2.35)
88900000	CAP Move-Settlement	UZ	2000000388	10/31/2012	(51.12)
88900000	CAP Move-Settlement	UZ	2000000389	10/31/2012	(165.67)
88900000	CAP Move-Settlement	UZ	2000000389	10/31/2012	(80.49)
88900000	CAP Move-Settlement	UZ	2000000389	10/31/2012	(697.19)
88900000	CAP Move-Settlement	UZ	2000000391	10/31/2012	19.63
88900000	CAP Move-Settlement	UZ	2000000391	10/31/2012	(20.24)
88900000	CAP Move-Settlement	UZ	2000000391	10/31/2012	(1,303.15)
88900000	CAP Move-Settlement	UZ	2000000399	10/31/2012	(534.12)
88900000	CAP Move-Settlement	UZ	2000000400	10/31/2012	0.90
88900000	CAP Move-Settlement	UZ	2000000400	10/31/2012	(10.84)
88900000	CAP Move-Settlement	UZ	2000000400	10/31/2012	(217.77)
88900000	CAP Move-Settlement	UZ	2000000400	10/31/2012	1.62
88900000	CAP Move-Settlement	UZ	2000000400	10/31/2012	(70.21)
88900000	CAP Move-Settlement	UZ	2000000400	10/31/2012	(48.17)
88900000	CAP Move-Settlement	UZ	2000000400	10/31/2012	(37.77)
88900000	CAP Move-Settlement	UZ	2000000402	10/31/2012	4.38
88900000	CAP Move-Settlement	UZ	2000000402	10/31/2012	(40.09)
88900000	CAP Move-Settlement	UZ	2000000402	10/31/2012	(19.29)
88900000	CAP Move-Settlement	UZ	2000000402	10/31/2012	(15.51)
88900000	CAP Move-Settlement	UZ	2000000402	10/31/2012	(6.27)
88900000	CAP Move-Settlement	UZ	2000000402	10/31/2012	0.60
88900000	CAP Move-Settlement	UZ	2000000402	10/31/2012	(0.47)
88900000	CAP Move-Settlement	UZ	2000000402	10/31/2012	(85.19)
88900000	CAP Move-Settlement	UZ	2000000389	10/31/2012	16.74
88900000	CAP Move-Settlement	UZ	2000000391	10/31/2012	(797.64)
88900000	CAP Move-Settlement	UZ	2000000391	10/31/2012	(31.87)
88900000	CAP Move-Settlement	UZ	2000000391	10/31/2012	(623.21)
88900000	CAP Move-Settlement	UZ	2000000391	10/31/2012	(28.74)
88900000	CAP Move-Settlement	UZ	2000000391	10/31/2012	(29.78)
88900000	CAP Move-Settlement	UZ	2000000399	10/31/2012	(58.51)
88900000	CAP Move-Settlement	UZ	2000000399	10/31/2012	(181.47)
88900000	CAP Move-Settlement	UZ	2000000399	10/31/2012	1.35
88900000	CAP Move-Settlement	UZ	2000000399	10/31/2012	(31.48)
88900000	CAP Move-Settlement	UZ	2000000400	10/31/2012	(445.10)
88900000	CAP Move-Settlement	UZ	2000000400	10/31/2012	0.75
88900000	CAP Move-Settlement	UZ	2000000400	10/31/2012	(71.00)
88900000	CAP Move-Settlement	UZ	2000000400	10/31/2012	(5.23)
88900000	CAP Move-Settlement	UZ	2000000400	10/31/2012	(33.42)
88900000	CAP Move-Settlement	UZ	2000000400	10/31/2012	(40.14)
88900000	CAP Move-Settlement	UZ	2000000402	10/31/2012	3.65
88900000	CAP Move-Settlement	UZ	2000000402	10/31/2012	(0.39)
88900000	CAP Move-Settlement	UZ	2000000402	10/31/2012	(9.04)
88900000	CAP Move-Settlement	UZ	2000000402	10/31/2012	0.50
88900000	CAP Move-Settlement	UZ	2000000402	10/31/2012	(12.93)
88900000	CAP Move-Settlement	UZ	2000000402	10/31/2012	(16.09)

Kentucky American Water Company  
Case No. 2012-00520  
Response to PSC DR1, Item 31

Account	Description	Doc Type	Document Number	Posting Date	Amount
88900000	CAP Move-Settlement	UZ	2000000388	10/31/2012	8.90
88900000	CAP Move-Settlement	UZ	2000000389	10/31/2012	2.96
88900000	CAP Move-Settlement	UZ	2000000389	10/31/2012	544.16
88900000	CAP Move-Settlement	UZ	2000000389	10/31/2012	(4.14)
88900000	CAP Move-Settlement	UZ	2000000389	10/31/2012	(762.47)
88900000	CAP Move-Settlement	UZ	2000000389	10/31/2012	3.23
88900000	CAP Move-Settlement	UZ	2000000389	10/31/2012	13.60
88900000	CAP Move-Settlement	UZ	2000000389	10/31/2012	(14.22)
88900000	CAP Move-Settlement	UZ	2000000391	10/31/2012	(11.83)
88900000	CAP Move-Settlement	UZ	2000000392	10/31/2012	(40.09)
88900000	CAP Move-Settlement	UZ	2000000399	10/31/2012	(217.77)
88900000	CAP Move-Settlement	UZ	2000000399	10/31/2012	1.62
88900000	CAP Move-Settlement	UZ	2000000399	10/31/2012	0.90
88900000	CAP Move-Settlement	UZ	2000000400	10/31/2012	(85.19)
88900000	CAP Move-Settlement	UZ	2000000400	10/31/2012	0.60
88900000	CAP Move-Settlement	UZ	2000000400	10/31/2012	4.38
88900000	CAP Move-Settlement	UZ	2000000400	10/31/2012	(19.29)
88900000	CAP Move-Settlement	UZ	2000000400	10/31/2012	(0.47)
88900000	CAP Move-Settlement	UZ	2000000400	10/31/2012	(10.84)
88900000	CAP Move-Settlement	UZ	2000000402	10/31/2012	(6.27)
88900000	CAP Move-Settlement	UZ	2000000402	10/31/2012	(48.17)
88900000	CAP Move-Settlement	UZ	2000000402	10/31/2012	(534.12)
88900000	CAP Move-Settlement	UZ	2000000402	10/31/2012	(70.21)
88900000	CAP Move-Settlement	UZ	2000000402	10/31/2012	(15.51)
88900000	CAP Move-Settlement	UZ	2000000402	10/31/2012	(37.77)
88900000	CAP Move-Settlement	UZ	2000000389	10/31/2012	8.90
88900000	CAP Move-Settlement	UZ	2000000389	10/31/2012	(4.31)
88900000	CAP Move-Settlement	UZ	2000000389	10/31/2012	3.23
88900000	CAP Move-Settlement	UZ	2000000389	10/31/2012	(14.38)
88900000	CAP Move-Settlement	UZ	2000000389	10/31/2012	13.61
88900000	CAP Move-Settlement	UZ	2000000389	10/31/2012	2.95
88900000	CAP Move-Settlement	UZ	2000000389	10/31/2012	544.16
88900000	CAP Move-Settlement	UZ	2000000391	10/31/2012	(795.50)
88900000	CAP Move-Settlement	UZ	2000000391	10/31/2012	(12.31)
88900000	CAP Move-Settlement	UZ	2000000399	10/31/2012	1.89
88900000	CAP Move-Settlement	UZ	2000000399	10/31/2012	(56.19)
88900000	CAP Move-Settlement	UZ	2000000399	10/31/2012	(22.51)
88900000	CAP Move-Settlement	UZ	2000000400	10/31/2012	(254.06)
88900000	CAP Move-Settlement	UZ	2000000400	10/31/2012	(7.33)
88900000	CAP Move-Settlement	UZ	2000000400	10/31/2012	(81.93)
88900000	CAP Move-Settlement	UZ	2000000400	10/31/2012	(44.08)
88900000	CAP Move-Settlement	UZ	2000000400	10/31/2012	(12.65)
88900000	CAP Move-Settlement	UZ	2000000400	10/31/2012	(18.10)
88900000	CAP Move-Settlement	UZ	2000000400	10/31/2012	(0.55)
88900000	CAP Move-Settlement	UZ	2000000400	10/31/2012	1.05
88900000	CAP Move-Settlement	UZ	2000000400	10/31/2012	(46.80)
88900000	CAP Move-Settlement	UZ	2000000400	10/31/2012	(99.39)
88900000	CAP Move-Settlement	UZ	2000000402	10/31/2012	5.11
88900000	CAP Move-Settlement	UZ	2000000402	10/31/2012	(623.14)
88900000	CAP Move-Settlement	UZ	2000000402	10/31/2012	0.71
88900000	CAP Move-Settlement	UZ	2000000388	10/31/2012	80.91
88900000	CAP Move-Settlement	UZ	2000000389	10/31/2012	(1,404.92)
88900000	CAP Move-Settlement	UZ	2000000389	10/31/2012	(86.54)

Kentucky American Water Company  
Case No. 2012-00520  
Response to PSC DR1, Item 31

Account	Description	Doc Type	Document Number	Posting Date	Amount
88900000	CAP Move-Settlement	UZ	2000000389	10/31/2012	57.74
88900000	CAP Move-Settlement	UZ	2000000389	10/31/2012	(216.76)
88900000	CAP Move-Settlement	UZ	2000000389	10/31/2012	(12,042.23)
88900000	CAP Move-Settlement	UZ	2000000389	10/31/2012	(125.64)
88900000	CAP Move-Settlement	UZ	2000000391	10/31/2012	899.92
88900000	CAP Move-Settlement	UZ	2000000391	10/31/2012	(7.98)
88900000	CAP Move-Settlement	UZ	2000000391	10/31/2012	136.64
88900000	CAP Move-Settlement	UZ	2000000391	10/31/2012	409.07
88900000	CAP Move-Settlement	UZ	2000000399	10/31/2012	(31.03)
88900000	CAP Move-Settlement	UZ	2000000400	10/31/2012	(170.39)
88900000	CAP Move-Settlement	UZ	2000000400	10/31/2012	(0.94)
88900000	CAP Move-Settlement	UZ	2000000400	10/31/2012	1.80
88900000	CAP Move-Settlement	UZ	2000000400	10/31/2012	8.77
88900000	CAP Move-Settlement	UZ	2000000400	10/31/2012	(80.22)
88900000	CAP Move-Settlement	UZ	2000000400	10/31/2012	(140.43)
88900000	CAP Move-Settlement	UZ	2000000400	10/31/2012	(75.54)
88900000	CAP Move-Settlement	UZ	2000000402	10/31/2012	(38.58)
88900000	CAP Move-Settlement	UZ	2000000402	10/31/2012	(12.56)
88900000	CAP Move-Settlement	UZ	2000000402	10/31/2012	(96.33)
88900000	CAP Move-Settlement	UZ	2000000402	10/31/2012	3.25
88900000	CAP Move-Settlement	UZ	2000000402	10/31/2012	(21.69)
88900000	CAP Move-Settlement	UZ	2000000402	10/31/2012	(435.52)
88900000	CAP Move-Settlement	UZ	2000000402	10/31/2012	1.21
88900000	CAP Move-Settlement	UZ	2000000402	10/31/2012	(1,068.25)
88900000	CAP Move-Settlement	UZ	2000000388	10/31/2012	482.32
88900000	CAP Move-Settlement	UZ	2000000389	10/31/2012	171.85
88900000	CAP Move-Settlement	UZ	2000000389	10/31/2012	(13.15)
88900000	CAP Move-Settlement	UZ	2000000389	10/31/2012	9.65
88900000	CAP Move-Settlement	UZ	2000000389	10/31/2012	(4,770.42)
88900000	CAP Move-Settlement	UZ	2000000389	10/31/2012	28.30
88900000	CAP Move-Settlement	UZ	2000000389	10/31/2012	310.23
88900000	CAP Move-Settlement	UZ	2000000391	10/31/2012	(430.73)
88900000	CAP Move-Settlement	UZ	2000000391	10/31/2012	(50.27)
88900000	CAP Move-Settlement	UZ	2000000391	10/31/2012	(39.12)
88900000	CAP Move-Settlement	UZ	2000000391	10/31/2012	32.34
88900000	CAP Move-Settlement	UZ	2000000399	10/31/2012	(356.09)
88900000	CAP Move-Settlement	UZ	2000000400	10/31/2012	(26.73)
88900000	CAP Move-Settlement	UZ	2000000400	10/31/2012	(7.23)
88900000	CAP Move-Settlement	UZ	2000000400	10/31/2012	(0.31)
88900000	CAP Move-Settlement	UZ	2000000400	10/31/2012	(32.11)
88900000	CAP Move-Settlement	UZ	2000000400	10/31/2012	(25.18)
88900000	CAP Move-Settlement	UZ	2000000402	10/31/2012	0.40
88900000	CAP Move-Settlement	UZ	2000000402	10/31/2012	(56.80)
88900000	CAP Move-Settlement	UZ	2000000402	10/31/2012	(145.18)
88900000	CAP Move-Settlement	UZ	2000000402	10/31/2012	(4.19)
88900000	CAP Move-Settlement	UZ	2000000402	10/31/2012	2.92
88900000	CAP Move-Settlement	UZ	2000000402	10/31/2012	(10.34)
88900000	CAP Move-Settlement	UZ	2000000402	10/31/2012	1.08
88900000	CAP Move-Settlement	UZ	2000000402	10/31/2012	(12.86)
88900000	CAP Move-Settlement	UZ	2000000402	10/31/2012	(46.81)
88900000	CAP Move-Settlement	UZ	2000000402	10/31/2012	0.60
88900000	CAP Move-Settlement	UZ	2000000389	10/31/2012	(58.98)
88900000	CAP Move-Settlement	UZ	2000000389	10/31/2012	363.57



Kentucky American Water Company  
Case No. 2012-00520  
Response to PSC DR1, Item 31

Account	Description	Doc Type	Document Number	Posting Date	Amount
88900000	CAP Move-Settlement	UZ	2000000389	10/31/2012	(14.31)
88900000	CAP Move-Settlement	UZ	2000000389	10/31/2012	41.07
88900000	CAP Move-Settlement	UZ	2000000389	10/31/2012	(46.42)
88900000	CAP Move-Settlement	UZ	2000000389	10/31/2012	435.12
88900000	CAP Move-Settlement	UZ	2000000389	10/31/2012	388.93
88900000	CAP Move-Settlement	UZ	2000000389	10/31/2012	(509.45)
88900000	CAP Move-Settlement	UZ	2000000389	10/31/2012	35.58
88900000	CAP Move-Settlement	UZ	2000000389	10/31/2012	10.81
88900000	CAP Move-Settlement	UZ	2000000389	10/31/2012	(20,157.37)
88900000	CAP Move-Settlement	UZ	2000000399	10/31/2012	(356.09)
88900000	CAP Move-Settlement	UZ	2000000399	10/31/2012	(26.73)
88900000	CAP Move-Settlement	UZ	2000000399	10/31/2012	(145.18)
88900000	CAP Move-Settlement	UZ	2000000400	10/31/2012	(12.86)
88900000	CAP Move-Settlement	UZ	2000000400	10/31/2012	(56.80)
88900000	CAP Move-Settlement	UZ	2000000400	10/31/2012	(25.18)
88900000	CAP Move-Settlement	UZ	2000000400	10/31/2012	(7.23)
88900000	CAP Move-Settlement	UZ	2000000400	10/31/2012	(32.11)
88900000	CAP Move-Settlement	UZ	2000000400	10/31/2012	2.92
88900000	CAP Move-Settlement	UZ	2000000402	10/31/2012	0.40
88900000	CAP Move-Settlement	UZ	2000000402	10/31/2012	1.08
88900000	CAP Move-Settlement	UZ	2000000402	10/31/2012	(4.19)
88900000	CAP Move-Settlement	UZ	2000000402	10/31/2012	(0.31)
88900000	CAP Move-Settlement	UZ	2000000402	10/31/2012	(46.81)
88900000	CAP Move-Settlement	UZ	2000000402	10/31/2012	0.60
88900000	CAP Move-Settlement	UZ	2000000402	10/31/2012	(10.34)
88900000	CAP Move-Settlement	UZ	2000000370	10/31/2012	(236.66)
88900000	CAP Move-Settlement	UZ	2000000370	10/31/2012	(181.55)
88900000	CAP Move-Settlement	UZ	2000000388	10/31/2012	61.66
88900000	CAP Move-Settlement	UZ	2000000389	10/31/2012	(98.70)
88900000	CAP Move-Settlement	UZ	2000000389	10/31/2012	(1,067.03)
88900000	CAP Move-Settlement	UZ	2000000389	10/31/2012	666.57
88900000	CAP Move-Settlement	UZ	2000000389	10/31/2012	46.51
88900000	CAP Move-Settlement	UZ	2000000389	10/31/2012	(3,509.35)
88900000	CAP Move-Settlement	UZ	2000000389	10/31/2012	133.60
88900000	CAP Move-Settlement	UZ	2000000389	10/31/2012	49.78
88900000	CAP Move-Settlement	UZ	2000000389	10/31/2012	(70.80)
88900000	CAP Move-Settlement	UZ	2000000391	10/31/2012	(80.73)
88900000	CAP Move-Settlement	UZ	2000000391	10/31/2012	3,229.38
88900000	CAP Move-Settlement	UZ	2000000399	10/31/2012	1.35
88900000	CAP Move-Settlement	UZ	2000000400	10/31/2012	6.58
88900000	CAP Move-Settlement	UZ	2000000400	10/31/2012	0.90
88900000	CAP Move-Settlement	UZ	2000000400	10/31/2012	(56.66)
88900000	CAP Move-Settlement	UZ	2000000400	10/31/2012	(28.94)
88900000	CAP Move-Settlement	UZ	2000000400	10/31/2012	(60.17)
88900000	CAP Move-Settlement	UZ	2000000400	10/31/2012	(801.18)
88900000	CAP Move-Settlement	UZ	2000000402	10/31/2012	(16.26)
88900000	CAP Move-Settlement	UZ	2000000402	10/31/2012	(9.42)
88900000	CAP Move-Settlement	UZ	2000000402	10/31/2012	(0.70)
88900000	CAP Move-Settlement	UZ	2000000402	10/31/2012	(72.25)
88900000	CAP Move-Settlement	UZ	2000000402	10/31/2012	(23.27)
88900000	CAP Move-Settlement	UZ	2000000402	10/31/2012	(127.79)
88900000	CAP Move-Settlement	UZ	2000000402	10/31/2012	(326.64)
88900000	CAP Move-Settlement	UZ	2000000402	10/31/2012	2.44

## Kentucky American Water Company

Case No. 2012-00520

Response to PSC DR1, Item 31

Account	Description	Doc Type	Document Number	Posting Date	Amount
88900000	CAP Move-Settlement	UZ	2000000402	10/31/2012	(105.33)
88900000	CAP Move-Settlement	UZ	2000000370	10/31/2012	(190.45)
88900000	CAP Move-Settlement	UZ	2000000370	10/31/2012	(248.26)
88900000	CAP Move-Settlement	UZ	2000000388	10/31/2012	(77.52)
88900000	CAP Move-Settlement	UZ	2000000388	10/31/2012	3,424.18
88900000	CAP Move-Settlement	UZ	2000000389	10/31/2012	(1,123.16)
88900000	CAP Move-Settlement	UZ	2000000389	10/31/2012	46.97
88900000	CAP Move-Settlement	UZ	2000000389	10/31/2012	(64.69)
88900000	CAP Move-Settlement	UZ	2000000389	10/31/2012	(86.35)
88900000	CAP Move-Settlement	UZ	2000000389	10/31/2012	133.43
88900000	CAP Move-Settlement	UZ	2000000391	10/31/2012	34.30
88900000	CAP Move-Settlement	UZ	2000000391	10/31/2012	50.65
88900000	CAP Move-Settlement	UZ	2000000391	10/31/2012	653.28
88900000	CAP Move-Settlement	UZ	2000000391	10/31/2012	(5,174.93)
88900000	CAP Move-Settlement	UZ	2000000400	10/31/2012	1.50
88900000	CAP Move-Settlement	UZ	2000000400	10/31/2012	(25.86)
88900000	CAP Move-Settlement	UZ	2000000400	10/31/2012	(32.15)
88900000	CAP Move-Settlement	UZ	2000000400	10/31/2012	(141.99)
88900000	CAP Move-Settlement	UZ	2000000400	10/31/2012	(890.21)
88900000	CAP Move-Settlement	UZ	2000000400	10/31/2012	1.00
88900000	CAP Move-Settlement	UZ	2000000400	10/31/2012	(362.95)
88900000	CAP Move-Settlement	UZ	2000000400	10/31/2012	(117.03)
88900000	CAP Move-Settlement	UZ	2000000402	10/31/2012	(66.84)
88900000	CAP Move-Settlement	UZ	2000000402	10/31/2012	(62.95)
88900000	CAP Move-Settlement	UZ	2000000402	10/31/2012	(80.28)
88900000	CAP Move-Settlement	UZ	2000000402	10/31/2012	(18.07)
88900000	CAP Move-Settlement	UZ	2000000402	10/31/2012	7.31
88900000	CAP Move-Settlement	UZ	2000000402	10/31/2012	2.71
88900000	CAP Move-Settlement	UZ	2000000402	10/31/2012	(0.78)
88900000	CAP Move-Settlement	UZ	2000000402	10/31/2012	(10.46)
88900000	CAP Move-Settlement	UZ	2000000370	10/31/2012	(7.63)
88900000	CAP Move-Settlement	UZ	2000000370	10/31/2012	(5.86)
88900000	CAP Move-Settlement	UZ	2000000370	10/31/2012	(5.91)
88900000	CAP Move-Settlement	UZ	2000000370	10/31/2012	(7.71)
88900000	CAP Move-Settlement	UZ	2000000370	10/31/2012	(272.70)
88900000	CAP Move-Settlement	UZ	2000000370	10/31/2012	(209.19)
88900000	CAP Move-Settlement	UZ	2000000370	10/31/2012	(209.19)
88900000	CAP Move-Settlement	UZ	2000000370	10/31/2012	(272.70)
40111000	Res Sales Billed	ZA	9400001155	11/1/2012	(56.43)
40111000	Res Sales Billed	ZA	9400001155	11/1/2012	(58.93)
40111000	Res Sales Billed	ZA	9400001155	11/1/2012	26.83
40111000	Res Sales Billed	ZA	9400001155	11/1/2012	(367,467.33)
40112000	Res Sales Unbilled	AB	100001738	11/1/2012	2,441,091.35
40121000	Com Sales Billed	SG	100001691	11/1/2012	(635.32)
40121000	Com Sales Billed	SG	100001691	11/1/2012	(7,813.22)
40121000	Com Sales Billed	SG	100001691	11/1/2012	(154.55)
40121000	Com Sales Billed	SG	100001691	11/1/2012	(32,107.41)
40121000	Com Sales Billed	ZA	9400001155	11/1/2012	277.00
40121000	Com Sales Billed	ZA	9400001155	11/1/2012	2,985.25
40121000	Com Sales Billed	ZA	9400001155	11/1/2012	(165,285.89)
40122000	Com Sales Unbilled	AB	100001738	11/1/2012	1,263,636.76
40132000	Ind Sales Unbilled	AB	100001738	11/1/2012	116,753.83
40145000	Priv Fire Billed	ZA	9400001155	11/1/2012	(11,642.63)

## Kentucky American Water Company

Case No. 2012-00520

Response to PSC DR1, Item 31

Account	Description	Doc Type	Document Number	Posting Date	Amount
40151000	Publ Auth Billed	ZA	9400001155	11/1/2012	(277.00)
40151000	Publ Auth Billed	ZA	9400001155	11/1/2012	(2,985.25)
40151000	Publ Auth Billed	ZA	9400001155	11/1/2012	(22,172.08)
40152000	Publ Auth Unbilled	AB	100001738	11/1/2012	424,852.81
40162000	SalesforRsls Unbilld	AB	100001738	11/1/2012	141,524.72
40211000	Dom WW Svc Billed	ZA	9400001155	11/1/2012	(93.25)
40310200	OthRev-Rent	DR	4000002918	11/1/2012	(95.00)
40310200	OthRev-Rent	DR	4000002946	11/1/2012	(2,300.00)
40310200	OthRev-Rent	DR	4000002961	11/1/2012	(2,848.73)
40310200	OthRev-Rent	DR	4000002975	11/1/2012	(2,665.62)
40310400	OthRev-NSF Ck Chrg	ZA	9400001155	11/1/2012	(12.00)
40310400	OthRev-NSF Ck Chrg	ZA	9400001155	11/1/2012	(96.00)
40310500	OthRev-Appl/InitFee	ZA	9400001155	11/1/2012	26.00
40310500	OthRev-Appl/InitFee	ZA	9400001155	11/1/2012	(3,536.00)
40310600	OthRev-Usage Data	DR	4000002932	11/1/2012	(500.00)
40310700	OthRev-Reconnct Fee	ZA	9400001155	11/1/2012	(338.00)
50100001	Labor ExpenseAccrual	PA	7000000103	11/1/2012	(2,406.34)
50100001	Labor ExpenseAccrual	PA	7000000103	11/1/2012	(127.61)
50100001	Labor ExpenseAccrual	PA	7000000103	11/1/2012	(832.91)
50100001	Labor ExpenseAccrual	PA	7000000103	11/1/2012	(2,366.78)
50100001	Labor ExpenseAccrual	PA	7000000103	11/1/2012	(1,400.01)
50100001	Labor ExpenseAccrual	PA	7000000103	11/1/2012	(62.84)
50100001	Labor ExpenseAccrual	PA	7000000103	11/1/2012	(850.50)
50100001	Labor ExpenseAccrual	PA	7000000103	11/1/2012	(94.26)
50100001	Labor ExpenseAccrual	PA	7000000103	11/1/2012	(10,401.42)
50100001	Labor ExpenseAccrual	PA	7000000103	11/1/2012	(15,084.51)
50100001	Labor ExpenseAccrual	PA	7000000103	11/1/2012	(6,140.70)
50100001	Labor ExpenseAccrual	PA	7000000103	11/1/2012	(348.53)
50100001	Labor ExpenseAccrual	PA	7000000103	11/1/2012	(1,978.74)
50100001	Labor ExpenseAccrual	PA	7000000103	11/1/2012	(216.42)
50100001	Labor ExpenseAccrual	PA	7000000103	11/1/2012	(54.11)
50100001	Labor ExpenseAccrual	PA	7000000103	11/1/2012	(430.16)
50100001	Labor ExpenseAccrual	PA	7000000103	11/1/2012	(7,985.35)
50100001	Labor ExpenseAccrual	PA	7000000103	11/1/2012	(9,730.46)
50100001	Labor ExpenseAccrual	PA	7000000103	11/1/2012	(1,338.46)
50100001	Labor ExpenseAccrual	PA	7000000103	11/1/2012	(1,767.37)
50100001	Labor ExpenseAccrual	PA	7000000103	11/1/2012	(11,101.13)
50100001	Labor ExpenseAccrual	PA	7000000103	11/1/2012	(127.53)
50100001	Labor ExpenseAccrual	PA	7000000103	11/1/2012	(255.06)
50100001	Labor ExpenseAccrual	PA	7000000103	11/1/2012	(340.08)
50100001	Labor ExpenseAccrual	PA	7000000103	11/1/2012	(297.57)
50100001	Labor ExpenseAccrual	PA	7000000103	11/1/2012	(95.74)
50100001	Labor ExpenseAccrual	PA	7000000103	11/1/2012	(506.85)
50100001	Labor ExpenseAccrual	PA	7000000103	11/1/2012	(640.85)
50100001	Labor ExpenseAccrual	PA	7000000103	11/1/2012	(9,929.64)
50100001	Labor ExpenseAccrual	PA	7000000103	11/1/2012	(222.98)
50100001	Labor ExpenseAccrual	PA	7000000103	11/1/2012	(1,956.45)
50100001	Labor ExpenseAccrual	PA	7000000103	11/1/2012	(10,352.01)
50100001	Labor ExpenseAccrual	PA	7000000103	11/1/2012	(51.82)
50100001	Labor ExpenseAccrual	PA	7000000103	11/1/2012	(14,112.07)
50100001	Labor ExpenseAccrual	PA	7000000103	11/1/2012	(1,489.88)
50100001	Labor ExpenseAccrual	PA	7000000103	11/1/2012	(1,375.08)
50100001	Labor ExpenseAccrual	PA	7000000103	11/1/2012	(1,347.13)

Kentucky American Water Company  
Case No. 2012-00520  
Response to PSC DR1, Item 31

Account	Description	Doc Type	Document Number	Posting Date	Amount
50100001	Labor ExpenseAccrual	PA	7000000103	11/1/2012	(2,726.44)
50100001	Labor ExpenseAccrual	PA	7000000103	11/1/2012	(337.05)
50100001	Labor ExpenseAccrual	PA	7000000103	11/1/2012	71.11
50100001	Labor ExpenseAccrual	PA	7000000103	11/1/2012	(3,256.19)
50100001	Labor ExpenseAccrual	PA	7000000103	11/1/2012	(13,513.50)
50100001	Labor ExpenseAccrual	PA	7000000103	11/1/2012	(1,413.40)
50100001	Labor ExpenseAccrual	PA	7000000103	11/1/2012	(4,234.40)
50100001	Labor ExpenseAccrual	PA	7000000103	11/1/2012	(10,577.82)
50100001	Labor ExpenseAccrual	PA	7000000103	11/1/2012	(7,056.98)
50100001	Labor ExpenseAccrual	PA	7000000103	11/1/2012	(4,884.51)
50100001	Labor ExpenseAccrual	PA	7000000103	11/1/2012	(3,085.50)
50100001	Labor ExpenseAccrual	PA	7000000103	11/1/2012	(1,205.52)
50100001	Labor ExpenseAccrual	PA	7000000103	11/1/2012	(214.96)
50100001	Labor ExpenseAccrual	PA	7000000103	11/1/2012	(1,010.88)
50100001	Labor ExpenseAccrual	PA	7000000103	11/1/2012	(2,130.18)
50100001	Labor ExpenseAccrual	PA	7000000103	11/1/2012	(219.02)
50100001	Labor ExpenseAccrual	PA	7000000103	11/1/2012	(2,547.31)
50100001	Labor ExpenseAccrual	PA	7000000103	11/1/2012	(322.70)
50100001	Labor ExpenseAccrual	PA	7000000103	11/1/2012	(30,460.88)
50100001	Labor ExpenseAccrual	PA	7000000103	11/1/2012	(25,434.08)
50100001	Labor ExpenseAccrual	PA	7000000103	11/1/2012	(31,952.33)
50100001	Labor ExpenseAccrual	PA	7000000103	11/1/2012	(4,119.79)
50100001	Labor ExpenseAccrual	PA	7000000103	11/1/2012	(14,900.75)
50100001	Labor ExpenseAccrual	PA	7000000103	11/1/2012	(2,025.27)
50100001	Labor ExpenseAccrual	PA	7000000103	11/1/2012	(2,603.22)
50100001	Labor ExpenseAccrual	PA	7000000103	11/1/2012	(70,454.09)
50100001	Labor ExpenseAccrual	PA	7000000103	11/1/2012	(1,213.77)
50100001	Labor ExpenseAccrual	PA	7000000103	11/1/2012	(12,277.44)
50100001	Labor ExpenseAccrual	PA	7000000103	11/1/2012	(678.02)
50100001	Labor ExpenseAccrual	PA	7000000103	11/1/2012	(3,374.38)
50100001	Labor ExpenseAccrual	PA	7000000103	11/1/2012	(1,383.09)
50100001	Labor ExpenseAccrual	PA	7000000103	11/1/2012	(1,005.88)
50100001	Labor ExpenseAccrual	PA	7000000103	11/1/2012	(1,327.56)
50100001	Labor ExpenseAccrual	PA	7000000103	11/1/2012	(132.96)
50100001	Labor ExpenseAccrual	PA	7000000103	11/1/2012	(3,294.32)
50100001	Labor ExpenseAccrual	PA	7000000103	11/1/2012	(285.48)
50100001	Labor ExpenseAccrual	PA	7000000103	11/1/2012	(625.71)
50100001	Labor ExpenseAccrual	PA	7000000103	11/1/2012	(1,251.42)
50100001	Labor ExpenseAccrual	PA	7000000103	11/1/2012	(162.50)
50100001	Labor ExpenseAccrual	PA	7000000103	11/1/2012	(1,668.56)
50100001	Labor ExpenseAccrual	PA	7000000103	11/1/2012	(962.41)
50100001	Labor ExpenseAccrual	PA	7000000103	11/1/2012	(1,136.87)
50100001	Labor ExpenseAccrual	PA	7000000103	11/1/2012	(199.81)
50100001	Labor ExpenseAccrual	PA	7000000140	11/1/2012	11,560.86
50100001	Labor ExpenseAccrual	PA	7000000140	11/1/2012	503.77
50100001	Labor ExpenseAccrual	PA	7000000140	11/1/2012	86.12
50100001	Labor ExpenseAccrual	PA	7000000140	11/1/2012	5,452.83
50100001	Labor ExpenseAccrual	PA	7000000140	11/1/2012	163.95
50100001	Labor ExpenseAccrual	PA	7000000140	11/1/2012	6,256.30
50100001	Labor ExpenseAccrual	PA	7000000140	11/1/2012	5,665.67
50100001	Labor ExpenseAccrual	PA	7000000140	11/1/2012	2,087.06
50100001	Labor ExpenseAccrual	PA	7000000140	11/1/2012	4,596.32
50100001	Labor ExpenseAccrual	PA	7000000140	11/1/2012	1,117.03

Kentucky American Water Company  
Case No. 2012-00520  
Response to PSC DR1, Item 31

Account	Description	Doc Type	Document Number	Posting Date	Amount
50100001	Labor ExpenseAccrual	PA	7000000140	11/1/2012	31.25
50100001	Labor ExpenseAccrual	PA	7000000140	11/1/2012	1,144.86
50100001	Labor ExpenseAccrual	PA	7000000140	11/1/2012	345.16
50100001	Labor ExpenseAccrual	PA	7000000140	11/1/2012	194.24
50100001	Labor ExpenseAccrual	PA	7000000140	11/1/2012	19.64
50100001	Labor ExpenseAccrual	PA	7000000140	11/1/2012	193.44
50100001	Labor ExpenseAccrual	PA	7000000140	11/1/2012	193.44
50100001	Labor ExpenseAccrual	PA	7000000140	11/1/2012	519.30
50100001	Labor ExpenseAccrual	PA	7000000140	11/1/2012	143.46
50100001	Labor ExpenseAccrual	PA	7000000140	11/1/2012	1,221.83
50100001	Labor ExpenseAccrual	PA	7000000140	11/1/2012	472.76
50100001	Labor ExpenseAccrual	PA	7000000140	11/1/2012	1,056.68
50100001	Labor ExpenseAccrual	PA	7000000140	11/1/2012	3,180.72
50100001	Labor ExpenseAccrual	PA	7000000140	11/1/2012	1,036.32
50100001	Labor ExpenseAccrual	PA	7000000140	11/1/2012	303.21
50100001	Labor ExpenseAccrual	PA	7000000140	11/1/2012	129.48
50100001	Labor ExpenseAccrual	PA	7000000140	11/1/2012	756.05
50100001	Labor ExpenseAccrual	PA	7000000140	11/1/2012	187.29
50100001	Labor ExpenseAccrual	PA	7000000140	11/1/2012	252.72
50100001	Labor ExpenseAccrual	PA	7000000140	11/1/2012	658.43
50100001	Labor ExpenseAccrual	PA	7000000140	11/1/2012	725.34
50100001	Labor ExpenseAccrual	PA	7000000140	11/1/2012	479.44
50100001	Labor ExpenseAccrual	PA	7000000140	11/1/2012	826.53
50100001	Labor ExpenseAccrual	PA	7000000140	11/1/2012	102.06
50100001	Labor ExpenseAccrual	PA	7000000140	11/1/2012	6,259.08
50100001	Labor ExpenseAccrual	PA	7000000140	11/1/2012	586.32
50100001	Labor ExpenseAccrual	PA	7000000140	11/1/2012	511.32
50100001	Labor ExpenseAccrual	PA	7000000140	11/1/2012	68.44
50100001	Labor ExpenseAccrual	PA	7000000140	11/1/2012	211.56
50100001	Labor ExpenseAccrual	PA	7000000140	11/1/2012	999.88
50100001	Labor ExpenseAccrual	PA	7000000140	11/1/2012	3,187.48
50100001	Labor ExpenseAccrual	PA	7000000140	11/1/2012	287.18
50100001	Labor ExpenseAccrual	PA	7000000140	11/1/2012	1,098.00
50100001	Labor ExpenseAccrual	PA	7000000140	11/1/2012	445.06
50100001	Labor ExpenseAccrual	PA	7000000140	11/1/2012	3,793.56
50100001	Labor ExpenseAccrual	PA	7000000140	11/1/2012	4,433.49
50100001	Labor ExpenseAccrual	PA	7000000140	11/1/2012	911.71
50100001	Labor ExpenseAccrual	PA	7000000140	11/1/2012	44.36
50100001	Labor ExpenseAccrual	PA	7000000140	11/1/2012	116.84
50100001	Labor ExpenseAccrual	PA	7000000140	11/1/2012	437.26
50100001	Labor ExpenseAccrual	PA	7000000140	11/1/2012	64.80
50100001	Labor ExpenseAccrual	PA	7000000140	11/1/2012	320.88
50100001	Labor ExpenseAccrual	PA	7000000140	11/1/2012	320.88
50100001	Labor ExpenseAccrual	PA	7000000140	11/1/2012	320.88
50100001	Labor ExpenseAccrual	PA	7000000140	11/1/2012	73.64
50100001	Labor ExpenseAccrual	PA	7000000140	11/1/2012	9.21
50100001	Labor ExpenseAccrual	PA	7000000140	11/1/2012	9.21
50100001	Labor ExpenseAccrual	PA	7000000140	11/1/2012	114.45
50100001	Labor ExpenseAccrual	PA	7000000140	11/1/2012	343.35
50100001	Labor ExpenseAccrual	PA	7000000140	11/1/2012	846.92
50100001	Labor ExpenseAccrual	PA	7000000140	11/1/2012	1,840.84
50100001	Labor ExpenseAccrual	PA	7000000140	11/1/2012	9.21
50100001	Labor ExpenseAccrual	PA	7000000140	11/1/2012	109.28

Kentucky American Water Company  
Case No. 2012-00520  
Response to PSC DR1, Item 31

Account	Description	Doc Type	Document Number	Posting Date	Amount
50100001	Labor ExpenseAccrual	PA	7000000140	11/1/2012	22,439.61
50100001	Labor ExpenseAccrual	PA	7000000140	11/1/2012	4,453.45
50100001	Labor ExpenseAccrual	PA	7000000140	11/1/2012	64.98
50100001	Labor ExpenseAccrual	PA	7000000140	11/1/2012	2,416.05
50100001	Labor ExpenseAccrual	PA	7000000140	11/1/2012	12,695.49
50100001	Labor ExpenseAccrual	PA	7000000140	11/1/2012	5,552.36
50100001	Labor ExpenseAccrual	PA	7000000140	11/1/2012	2,269.02
50100001	Labor ExpenseAccrual	PA	7000000140	11/1/2012	1,314.50
50100001	Labor ExpenseAccrual	PA	7000000140	11/1/2012	1,242.67
50100001	Labor ExpenseAccrual	PA	7000000140	11/1/2012	7,050.17
50100001	Labor ExpenseAccrual	PA	7000000140	11/1/2012	5,810.75
50100001	Labor ExpenseAccrual	PA	7000000140	11/1/2012	1,846.04
50100001	Labor ExpenseAccrual	PA	7000000140	11/1/2012	108.72
50100001	Labor ExpenseAccrual	PA	7000000140	11/1/2012	621.20
50100001	Labor ExpenseAccrual	PA	7000000140	11/1/2012	198.48
50100001	Labor ExpenseAccrual	PA	7000000140	11/1/2012	9.21
50100001	Labor ExpenseAccrual	PA	7000000140	11/1/2012	9.21
50171000	Annual Incent Plan	SA	100001949	11/1/2012	19,734.57
50421000	401k Expense	PA	7000000103	11/1/2012	(4.47)
50421000	401k Expense	PA	7000000103	11/1/2012	(31.74)
50421000	401k Expense	PA	7000000103	11/1/2012	(6.97)
50421000	401k Expense	PA	7000000103	11/1/2012	(51.35)
50421000	401k Expense	PA	7000000103	11/1/2012	(237.79)
50421000	401k Expense	PA	7000000103	11/1/2012	(335.47)
50421000	401k Expense	PA	7000000103	11/1/2012	(18.26)
50421000	401k Expense	PA	7000000103	11/1/2012	(2.81)
50421000	401k Expense	PA	7000000103	11/1/2012	(3.51)
50421000	401k Expense	PA	7000000103	11/1/2012	(25.34)
50421000	401k Expense	PA	7000000103	11/1/2012	(1.89)
50421000	401k Expense	PA	7000000103	11/1/2012	(0.30)
50421000	401k Expense	PA	7000000103	11/1/2012	(1.35)
50421000	401k Expense	PA	7000000103	11/1/2012	(642.72)
50421000	401k Expense	PA	7000000103	11/1/2012	(553.83)
50421000	401k Expense	PA	7000000103	11/1/2012	(501.27)
50421000	401k Expense	PA	7000000103	11/1/2012	(2.58)
50421000	401k Expense	PA	7000000103	11/1/2012	(299.43)
50421000	401k Expense	PA	7000000103	11/1/2012	(46.78)
50421000	401k Expense	PA	7000000103	11/1/2012	(11.91)
50421000	401k Expense	PA	7000000103	11/1/2012	(13.60)
50421000	401k Expense	PA	7000000103	11/1/2012	(10.22)
50421000	401k Expense	PA	7000000103	11/1/2012	(5.10)
50421000	401k Expense	PA	7000000103	11/1/2012	(3.82)
50421000	401k Expense	PA	7000000103	11/1/2012	(20.28)
50421000	401k Expense	PA	7000000103	11/1/2012	(133.31)
50421000	401k Expense	PA	7000000103	11/1/2012	(11.36)
50421000	401k Expense	PA	7000000103	11/1/2012	(2.24)
50421000	401k Expense	PA	7000000103	11/1/2012	(1.30)
50421000	401k Expense	PA	7000000103	11/1/2012	(163.74)
50421000	401k Expense	PA	7000000103	11/1/2012	(39.58)
50421000	401k Expense	PA	7000000103	11/1/2012	(82.53)
50421000	401k Expense	PA	7000000103	11/1/2012	(121.14)
50421000	401k Expense	PA	7000000103	11/1/2012	(24.57)
50421000	401k Expense	PA	7000000103	11/1/2012	(24.57)

## Kentucky American Water Company

Case No. 2012-00520

Response to PSC DR1, Item 31

Account	Description	Doc Type	Document Number	Posting Date	Amount
50421000	401k Expense	PA	7000000103	11/1/2012	(55.02)
50421000	401k Expense	PA	7000000103	11/1/2012	(11.01)
50421000	401k Expense	PA	7000000103	11/1/2012	(64.14)
50421000	401k Expense	PA	7000000103	11/1/2012	(324.55)
50421000	401k Expense	PA	7000000103	11/1/2012	(81.41)
50421000	401k Expense	PA	7000000103	11/1/2012	(35.40)
50421000	401k Expense	PA	7000000103	11/1/2012	(17.70)
50421000	401k Expense	PA	7000000103	11/1/2012	(121.80)
50421000	401k Expense	PA	7000000103	11/1/2012	(305.56)
50421000	401k Expense	PA	7000000103	11/1/2012	(82.47)
50421000	401k Expense	PA	7000000103	11/1/2012	(92.19)
50421000	401k Expense	PA	7000000103	11/1/2012	(184.22)
50421000	401k Expense	PA	7000000103	11/1/2012	(56.43)
50421000	401k Expense	PA	7000000103	11/1/2012	(25.26)
50421000	401k Expense	PA	7000000103	11/1/2012	(82.63)
50421000	401k Expense	PA	7000000103	11/1/2012	(16.96)
50421000	401k Expense	PA	7000000103	11/1/2012	(7.14)
50421000	401k Expense	PA	7000000103	11/1/2012	(219.82)
50421000	401k Expense	PA	7000000103	11/1/2012	(0.70)
50421000	401k Expense	PA	7000000103	11/1/2012	(5.62)
50421000	401k Expense	PA	7000000103	11/1/2012	(81.06)
50421000	401k Expense	PA	7000000103	11/1/2012	(65.00)
50421000	401k Expense	PA	7000000103	11/1/2012	(11.88)
50421000	401k Expense	PA	7000000103	11/1/2012	(1,103.96)
50421000	401k Expense	PA	7000000103	11/1/2012	(498.33)
50421000	401k Expense	PA	7000000103	11/1/2012	(84.89)
50421000	401k Expense	PA	7000000103	11/1/2012	(28.38)
50421000	401k Expense	PA	7000000103	11/1/2012	(6.27)
50421000	401k Expense	PA	7000000103	11/1/2012	(130.06)
50421000	401k Expense	PA	7000000103	11/1/2012	(34.60)
50421000	401k Expense	PA	7000000103	11/1/2012	(25.11)
50421000	401k Expense	PA	7000000103	11/1/2012	(25.11)
50421000	401k Expense	PA	7000000103	11/1/2012	(6.50)
50421000	401k Expense	PA	7000000103	11/1/2012	(18.77)
50421000	401k Expense	PA	7000000103	11/1/2012	(37.56)
50421000	401k Expense	PA	7000000103	11/1/2012	(50.04)
50421000	401k Expense	PA	7000000140	11/1/2012	0.48
50421000	401k Expense	PA	7000000140	11/1/2012	4.84
50421000	401k Expense	PA	7000000140	11/1/2012	4.82
50421000	401k Expense	PA	7000000140	11/1/2012	41.69
50421000	401k Expense	PA	7000000140	11/1/2012	33.85
50421000	401k Expense	PA	7000000140	11/1/2012	121.17
50421000	401k Expense	PA	7000000140	11/1/2012	28.65
50421000	401k Expense	PA	7000000140	11/1/2012	44.69
50421000	401k Expense	PA	7000000140	11/1/2012	1.25
50421000	401k Expense	PA	7000000140	11/1/2012	4.03
50421000	401k Expense	PA	7000000140	11/1/2012	20.78
50421000	401k Expense	PA	7000000140	11/1/2012	30.29
50421000	401k Expense	PA	7000000140	11/1/2012	18.94
50421000	401k Expense	PA	7000000140	11/1/2012	254.23
50421000	401k Expense	PA	7000000140	11/1/2012	190.38
50421000	401k Expense	PA	7000000140	11/1/2012	1.71
50421000	401k Expense	PA	7000000140	11/1/2012	19.80

## Kentucky American Water Company

Case No. 2012-00520

Response to PSC DR1, Item 31

Account	Description	Doc Type	Document Number	Posting Date	Amount
50421000	401k Expense	PA	7000000140	11/1/2012	15.74
50421000	401k Expense	PA	7000000140	11/1/2012	14.58
50421000	401k Expense	PA	7000000140	11/1/2012	0.01
50421000	401k Expense	PA	7000000140	11/1/2012	6.48
50421000	401k Expense	PA	7000000140	11/1/2012	7.03
50421000	401k Expense	PA	7000000140	11/1/2012	7.16
50421000	401k Expense	PA	7000000140	11/1/2012	6.15
50421000	401k Expense	PA	7000000140	11/1/2012	2.43
50421000	401k Expense	PA	7000000140	11/1/2012	192.94
50421000	401k Expense	PA	7000000140	11/1/2012	12.89
50421000	401k Expense	PA	7000000140	11/1/2012	25.01
50421000	401k Expense	PA	7000000140	11/1/2012	8.47
50421000	401k Expense	PA	7000000140	11/1/2012	5.22
50421000	401k Expense	PA	7000000140	11/1/2012	0.43
50421000	401k Expense	PA	7000000140	11/1/2012	78.06
50421000	401k Expense	PA	7000000140	11/1/2012	11.50
50421000	401k Expense	PA	7000000140	11/1/2012	1.11
50421000	401k Expense	PA	7000000140	11/1/2012	61.05
50421000	401k Expense	PA	7000000140	11/1/2012	27.50
50421000	401k Expense	PA	7000000140	11/1/2012	12.13
50421000	401k Expense	PA	7000000140	11/1/2012	366.66
50421000	401k Expense	PA	7000000140	11/1/2012	51.53
50421000	401k Expense	PA	7000000140	11/1/2012	10.96
50421000	401k Expense	PA	7000000140	11/1/2012	2.92
50421000	401k Expense	PA	7000000140	11/1/2012	9.45
50421000	401k Expense	PA	7000000140	11/1/2012	9.45
50421000	401k Expense	PA	7000000140	11/1/2012	9.46
50421000	401k Expense	PA	7000000140	11/1/2012	0.37
50421000	401k Expense	PA	7000000140	11/1/2012	0.37
50421000	401k Expense	PA	7000000140	11/1/2012	2.96
50421000	401k Expense	PA	7000000140	11/1/2012	13.77
50421000	401k Expense	PA	7000000140	11/1/2012	53.41
50421000	401k Expense	PA	7000000140	11/1/2012	14.95
50421000	401k Expense	PA	7000000140	11/1/2012	0.37
50421000	401k Expense	PA	7000000140	11/1/2012	33.89
50421000	401k Expense	PA	7000000140	11/1/2012	4.37
50421000	401k Expense	PA	7000000140	11/1/2012	120.28
50421000	401k Expense	PA	7000000140	11/1/2012	2.60
50421000	401k Expense	PA	7000000140	11/1/2012	4.59
50421000	401k Expense	PA	7000000140	11/1/2012	0.37
50421000	401k Expense	PA	7000000140	11/1/2012	58.76
50421000	401k Expense	PA	7000000140	11/1/2012	106.86
50421000	401k Expense	PA	7000000140	11/1/2012	51.44
50421000	401k Expense	PA	7000000140	11/1/2012	33.00
50421000	401k Expense	PA	7000000140	11/1/2012	28.83
50421000	401k Expense	PA	7000000140	11/1/2012	162.21
50421000	401k Expense	PA	7000000140	11/1/2012	106.42
50421000	401k Expense	PA	7000000140	11/1/2012	12.24
50421000	401k Expense	PA	7000000140	11/1/2012	2.72
50421000	401k Expense	PA	7000000140	11/1/2012	15.87
50421000	401k Expense	PA	7000000140	11/1/2012	0.37
50421000	401k Expense	PA	7000000140	11/1/2012	132.38
50421000	401k Expense	PA	7000000140	11/1/2012	1.62



## Kentucky American Water Company

Case No. 2012-00520

Response to PSC DR1, Item 31

Account	Description	Doc Type	Document Number	Posting Date	Amount
50421000	401k Expense	PA	7000000140	11/1/2012	4.48
50421000	401k Expense	PA	7000000140	11/1/2012	2.43
50422000	DCP Expense	PA	7000000103	11/1/2012	(15.04)
50422000	DCP Expense	PA	7000000103	11/1/2012	(3.30)
50422000	DCP Expense	PA	7000000103	11/1/2012	(44.66)
50422000	DCP Expense	PA	7000000103	11/1/2012	(16.75)
50422000	DCP Expense	PA	7000000103	11/1/2012	(6.70)
50422000	DCP Expense	PA	7000000103	11/1/2012	(4.86)
50422000	DCP Expense	PA	7000000103	11/1/2012	(21.84)
50422000	DCP Expense	PA	7000000103	11/1/2012	(282.17)
50422000	DCP Expense	PA	7000000103	11/1/2012	(3.79)
50422000	DCP Expense	PA	7000000103	11/1/2012	(22.58)
50422000	DCP Expense	PA	7000000103	11/1/2012	(55.98)
50422000	DCP Expense	PA	7000000103	11/1/2012	(65.51)
50422000	DCP Expense	PA	7000000103	11/1/2012	(5.46)
50422000	DCP Expense	PA	7000000103	11/1/2012	(10.93)
50422000	DCP Expense	PA	7000000103	11/1/2012	(1.37)
50422000	DCP Expense	PA	7000000103	11/1/2012	(281.96)
50422000	DCP Expense	PA	7000000103	11/1/2012	(6.72)
50422000	DCP Expense	PA	7000000103	11/1/2012	(5.02)
50422000	DCP Expense	PA	7000000103	11/1/2012	(70.28)
50422000	DCP Expense	PA	7000000103	11/1/2012	(15.62)
50422000	DCP Expense	PA	7000000103	11/1/2012	(26.62)
50422000	DCP Expense	PA	7000000103	11/1/2012	(4.43)
50422000	DCP Expense	PA	7000000103	11/1/2012	(185.24)
50422000	DCP Expense	PA	7000000103	11/1/2012	(15.61)
50422000	DCP Expense	PA	7000000103	11/1/2012	(17.85)
50422000	DCP Expense	PA	7000000103	11/1/2012	(13.40)
50422000	DCP Expense	PA	7000000103	11/1/2012	(102.71)
50422000	DCP Expense	PA	7000000103	11/1/2012	(11.71)
50422000	DCP Expense	PA	7000000103	11/1/2012	(79.12)
50422000	DCP Expense	PA	7000000103	11/1/2012	(426.92)
50422000	DCP Expense	PA	7000000103	11/1/2012	(1,914.95)
50422000	DCP Expense	PA	7000000103	11/1/2012	3.73
50422000	DCP Expense	PA	7000000103	11/1/2012	(13.52)
50422000	DCP Expense	PA	7000000103	11/1/2012	(114.91)
50422000	DCP Expense	PA	7000000103	11/1/2012	(41.51)
50422000	DCP Expense	PA	7000000103	11/1/2012	(132.05)
50422000	DCP Expense	PA	7000000103	11/1/2012	(11.06)
50422000	DCP Expense	PA	7000000103	11/1/2012	(159.87)
50422000	DCP Expense	PA	7000000103	11/1/2012	(133.76)
50422000	DCP Expense	PA	7000000103	11/1/2012	(81.31)
50422000	DCP Expense	PA	7000000103	11/1/2012	(72.15)
50422000	DCP Expense	PA	7000000103	11/1/2012	(354.89)
50422000	DCP Expense	PA	7000000103	11/1/2012	(25.94)
50422000	DCP Expense	PA	7000000103	11/1/2012	(422.69)
50422000	DCP Expense	PA	7000000103	11/1/2012	(29.10)
50422000	DCP Expense	PA	7000000103	11/1/2012	(50.53)
50422000	DCP Expense	PA	7000000103	11/1/2012	(8.53)
50422000	DCP Expense	PA	7000000103	11/1/2012	(131.26)
50422000	DCP Expense	PA	7000000103	11/1/2012	(106.38)
50422000	DCP Expense	PA	7000000103	11/1/2012	(156.51)
50422000	DCP Expense	PA	7000000103	11/1/2012	(135.35)

## Kentucky American Water Company

Case No. 2012-00520

Response to PSC DR1, Item 31

Account	Description	Doc Type	Document Number	Posting Date	Amount
50422000	DCP Expense	PA	7000000103	11/1/2012	(604.24)
50422000	DCP Expense	PA	7000000103	11/1/2012	(1,074.55)
50422000	DCP Expense	PA	7000000103	11/1/2012	(258.53)
50422000	DCP Expense	PA	7000000103	11/1/2012	(32.26)
50422000	DCP Expense	PA	7000000103	11/1/2012	(41.04)
50422000	DCP Expense	PA	7000000103	11/1/2012	(166.90)
50422000	DCP Expense	PA	7000000103	11/1/2012	(46.26)
50422000	DCP Expense	PA	7000000103	11/1/2012	(32.86)
50422000	DCP Expense	PA	7000000103	11/1/2012	(65.73)
50422000	DCP Expense	PA	7000000103	11/1/2012	(87.60)
50422000	DCP Expense	PA	7000000103	11/1/2012	(472.34)
50422000	DCP Expense	PA	7000000103	11/1/2012	(916.15)
50422000	DCP Expense	PA	7000000103	11/1/2012	(641.37)
50422000	DCP Expense	PA	7000000140	11/1/2012	16.97
50422000	DCP Expense	PA	7000000140	11/1/2012	176.62
50422000	DCP Expense	PA	7000000140	11/1/2012	164.28
50422000	DCP Expense	PA	7000000140	11/1/2012	7.61
50422000	DCP Expense	PA	7000000140	11/1/2012	58.67
50422000	DCP Expense	PA	7000000140	11/1/2012	1.03
50422000	DCP Expense	PA	7000000140	11/1/2012	23.99
50422000	DCP Expense	PA	7000000140	11/1/2012	186.15
50422000	DCP Expense	PA	7000000140	11/1/2012	11.55
50422000	DCP Expense	PA	7000000140	11/1/2012	16.41
50422000	DCP Expense	PA	7000000140	11/1/2012	21.68
50422000	DCP Expense	PA	7000000140	11/1/2012	12.05
50422000	DCP Expense	PA	7000000140	11/1/2012	27.28
50422000	DCP Expense	PA	7000000140	11/1/2012	66.35
50422000	DCP Expense	PA	7000000140	11/1/2012	4.73
50422000	DCP Expense	PA	7000000140	11/1/2012	71.28
50422000	DCP Expense	PA	7000000140	11/1/2012	5.20
50422000	DCP Expense	PA	7000000140	11/1/2012	46.80
50422000	DCP Expense	PA	7000000140	11/1/2012	113.86
50422000	DCP Expense	PA	7000000140	11/1/2012	34.89
50422000	DCP Expense	PA	7000000140	11/1/2012	35.96
50422000	DCP Expense	PA	7000000140	11/1/2012	501.47
50422000	DCP Expense	PA	7000000140	11/1/2012	4.67
50422000	DCP Expense	PA	7000000140	11/1/2012	90.52
50422000	DCP Expense	PA	7000000140	11/1/2012	111.67
50422000	DCP Expense	PA	7000000140	11/1/2012	255.16
50422000	DCP Expense	PA	7000000140	11/1/2012	212.89
50422000	DCP Expense	PA	7000000140	11/1/2012	10.50
50422000	DCP Expense	PA	7000000140	11/1/2012	1.58
50422000	DCP Expense	PA	7000000140	11/1/2012	271.56
50422000	DCP Expense	PA	7000000140	11/1/2012	11.12
50422000	DCP Expense	PA	7000000140	11/1/2012	19.30
50422000	DCP Expense	PA	7000000140	11/1/2012	6.85
50422000	DCP Expense	PA	7000000140	11/1/2012	136.82
50422000	DCP Expense	PA	7000000140	11/1/2012	15.08
50422000	DCP Expense	PA	7000000140	11/1/2012	128.22
50422000	DCP Expense	PA	7000000140	11/1/2012	532.38
50422000	DCP Expense	PA	7000000140	11/1/2012	103.55
50422000	DCP Expense	PA	7000000140	11/1/2012	16.55
50422000	DCP Expense	PA	7000000140	11/1/2012	16.54

## Kentucky American Water Company

Case No. 2012-00520

Response to PSC DR1, Item 31

Account	Description	Doc Type	Document Number	Posting Date	Amount
50422000	DCP Expense	PA	7000000140	11/1/2012	16.55
50422000	DCP Expense	PA	7000000140	11/1/2012	1.53
50422000	DCP Expense	PA	7000000140	11/1/2012	50.49
50422000	DCP Expense	PA	7000000140	11/1/2012	38.50
50422000	DCP Expense	PA	7000000140	11/1/2012	61.06
50422000	DCP Expense	PA	7000000140	11/1/2012	44.47
50422000	DCP Expense	PA	7000000140	11/1/2012	5.74
50422000	DCP Expense	PA	7000000140	11/1/2012	3.42
50422000	DCP Expense	PA	7000000140	11/1/2012	28.22
50422000	DCP Expense	PA	7000000140	11/1/2012	6.02
50422000	DCP Expense	PA	7000000140	11/1/2012	18.03
50422000	DCP Expense	PA	7000000140	11/1/2012	0.49
50422000	DCP Expense	PA	7000000140	11/1/2012	0.49
50422000	DCP Expense	PA	7000000140	11/1/2012	0.49
50422000	DCP Expense	PA	7000000140	11/1/2012	3.88
50422000	DCP Expense	PA	7000000140	11/1/2012	0.49
50422000	DCP Expense	PA	7000000140	11/1/2012	0.49
50422000	DCP Expense	PA	7000000140	11/1/2012	1.64
50550000	Group Insur Expense	DR	4000003040	11/1/2012	(196.34)
50550000	Group Insur Expense	DR	4000003047	11/1/2012	(463.00)
50550000	Group Insur Expense	DR	4000003055	11/1/2012	(50.00)
50550000	Group Insur Expense	DR	4000003064	11/1/2012	(463.00)
50550000	Group Insur Expense	DR	4000003071	11/1/2012	(463.00)
50550000	Group Insur Expense	PA	7000000103	11/1/2012	(229.34)
50550000	Group Insur Expense	PA	7000000103	11/1/2012	(36.40)
50550000	Group Insur Expense	PA	7000000103	11/1/2012	(191.10)
50550000	Group Insur Expense	PA	7000000103	11/1/2012	(162.55)
50550000	Group Insur Expense	PA	7000000103	11/1/2012	(2,527.71)
50550000	Group Insur Expense	PA	7000000103	11/1/2012	(27.96)
50550000	Group Insur Expense	PA	7000000103	11/1/2012	(645.24)
50550000	Group Insur Expense	PA	7000000103	11/1/2012	(1,972.35)
50550000	Group Insur Expense	PA	7000000103	11/1/2012	(1,763.92)
50550000	Group Insur Expense	PA	7000000103	11/1/2012	(15.74)
50550000	Group Insur Expense	PA	7000000103	11/1/2012	(88.57)
50550000	Group Insur Expense	PA	7000000103	11/1/2012	(212.34)
50550000	Group Insur Expense	PA	7000000103	11/1/2012	(6.64)
50550000	Group Insur Expense	PA	7000000103	11/1/2012	(62.91)
50550000	Group Insur Expense	PA	7000000103	11/1/2012	(88.04)
50550000	Group Insur Expense	PA	7000000103	11/1/2012	(1,803.23)
50550000	Group Insur Expense	PA	7000000103	11/1/2012	(7,450.99)
50550000	Group Insur Expense	PA	7000000103	11/1/2012	(217.24)
50550000	Group Insur Expense	PA	7000000103	11/1/2012	(1,383.51)
50550000	Group Insur Expense	PA	7000000103	11/1/2012	(225.97)
50550000	Group Insur Expense	PA	7000000103	11/1/2012	(25.10)
50550000	Group Insur Expense	PA	7000000103	11/1/2012	(28.70)
50550000	Group Insur Expense	PA	7000000103	11/1/2012	(21.54)
50550000	Group Insur Expense	PA	7000000103	11/1/2012	(10.80)
50550000	Group Insur Expense	PA	7000000103	11/1/2012	(30.14)
50550000	Group Insur Expense	PA	7000000103	11/1/2012	(368.37)
50550000	Group Insur Expense	PA	7000000103	11/1/2012	(657.75)
50550000	Group Insur Expense	PA	7000000103	11/1/2012	(43.03)
50550000	Group Insur Expense	PA	7000000103	11/1/2012	(669.89)
50550000	Group Insur Expense	PA	7000000103	11/1/2012	(481.48)

## Kentucky American Water Company

Case No. 2012-00520

Response to PSC DR1, Item 31

Account	Description	Doc Type	Document Number	Posting Date	Amount
50550000	Group Insur Expense	PA	7000000103	11/1/2012	(10,543.37)
50550000	Group Insur Expense	PA	7000000103	11/1/2012	(1,831.87)
50550000	Group Insur Expense	PA	7000000103	11/1/2012	(76.75)
50550000	Group Insur Expense	PA	7000000103	11/1/2012	(372.56)
50550000	Group Insur Expense	PA	7000000103	11/1/2012	(260.77)
50550000	Group Insur Expense	PA	7000000103	11/1/2012	(568.23)
50550000	Group Insur Expense	PA	7000000103	11/1/2012	(854.04)
50550000	Group Insur Expense	PA	7000000103	11/1/2012	(3,144.64)
50550000	Group Insur Expense	PA	7000000103	11/1/2012	(243.30)
50550000	Group Insur Expense	PA	7000000103	11/1/2012	(147.89)
50550000	Group Insur Expense	PA	7000000103	11/1/2012	(126.54)
50550000	Group Insur Expense	PA	7000000103	11/1/2012	(62.51)
50550000	Group Insur Expense	PA	7000000103	11/1/2012	(465.07)
50550000	Group Insur Expense	PA	7000000103	11/1/2012	17.57
50550000	Group Insur Expense	PA	7000000103	11/1/2012	(12.49)
50550000	Group Insur Expense	PA	7000000103	11/1/2012	(385.40)
50550000	Group Insur Expense	PA	7000000103	11/1/2012	(480.19)
50550000	Group Insur Expense	PA	7000000103	11/1/2012	(3,624.35)
50550000	Group Insur Expense	PA	7000000103	11/1/2012	(2,305.16)
50550000	Group Insur Expense	PA	7000000103	11/1/2012	(1,450.13)
50550000	Group Insur Expense	PA	7000000103	11/1/2012	(988.71)
50550000	Group Insur Expense	PA	7000000103	11/1/2012	(64.66)
50550000	Group Insur Expense	PA	7000000103	11/1/2012	(9.71)
50550000	Group Insur Expense	PA	7000000103	11/1/2012	(2,082.50)
50550000	Group Insur Expense	PA	7000000103	11/1/2012	(1,723.14)
50550000	Group Insur Expense	PA	7000000103	11/1/2012	(506.72)
50550000	Group Insur Expense	PA	7000000103	11/1/2012	(232.06)
50550000	Group Insur Expense	PA	7000000103	11/1/2012	(55.03)
50550000	Group Insur Expense	PA	7000000103	11/1/2012	(668.42)
50550000	Group Insur Expense	PA	7000000103	11/1/2012	(33.37)
50550000	Group Insur Expense	PA	7000000103	11/1/2012	(6,894.81)
50550000	Group Insur Expense	PA	7000000103	11/1/2012	(136.83)
50550000	Group Insur Expense	PA	7000000103	11/1/2012	(57.76)
50550000	Group Insur Expense	PA	7000000103	11/1/2012	(900.10)
50550000	Group Insur Expense	PA	7000000103	11/1/2012	(520.71)
50550000	Group Insur Expense	PA	7000000103	11/1/2012	(1,020.89)
50550000	Group Insur Expense	PA	7000000103	11/1/2012	(5,559.35)
50550000	Group Insur Expense	PA	7000000103	11/1/2012	(2,015.65)
50550000	Group Insur Expense	PA	7000000103	11/1/2012	(226.97)
50550000	Group Insur Expense	PA	7000000103	11/1/2012	(32.89)
50550000	Group Insur Expense	PA	7000000103	11/1/2012	(550.28)
50550000	Group Insur Expense	PA	7000000103	11/1/2012	(422.91)
50550000	Group Insur Expense	PA	7000000103	11/1/2012	(307.62)
50550000	Group Insur Expense	PA	7000000103	11/1/2012	(642.85)
50550000	Group Insur Expense	PA	7000000103	11/1/2012	(361.27)
50550000	Group Insur Expense	PA	7000000103	11/1/2012	(43.64)
50550000	Group Insur Expense	PA	7000000103	11/1/2012	(87.27)
50550000	Group Insur Expense	PA	7000000103	11/1/2012	(116.32)
50550000	Group Insur Expense	PA	7000000103	11/1/2012	(155.51)
50550000	Group Insur Expense	PA	7000000103	11/1/2012	(26.83)
50550000	Group Insur Expense	PA	7000000140	11/1/2012	59.20
50550000	Group Insur Expense	PA	7000000140	11/1/2012	2,909.85
50550000	Group Insur Expense	PA	7000000140	11/1/2012	2,362.27

Kentucky American Water Company  
Case No. 2012-00520  
Response to PSC DR1, Item 31

Account	Description	Doc Type	Document Number	Posting Date	Amount
50550000	Group Insur Expense	PA	7000000140	11/1/2012	234.21
50550000	Group Insur Expense	PA	7000000140	11/1/2012	1,088.58
50550000	Group Insur Expense	PA	7000000140	11/1/2012	673.67
50550000	Group Insur Expense	PA	7000000140	11/1/2012	30.23
50550000	Group Insur Expense	PA	7000000140	11/1/2012	59.18
50550000	Group Insur Expense	PA	7000000140	11/1/2012	33.22
50550000	Group Insur Expense	PA	7000000140	11/1/2012	1,597.57
50550000	Group Insur Expense	PA	7000000140	11/1/2012	548.28
50550000	Group Insur Expense	PA	7000000140	11/1/2012	999.51
50550000	Group Insur Expense	PA	7000000140	11/1/2012	214.12
50550000	Group Insur Expense	PA	7000000140	11/1/2012	368.45
50550000	Group Insur Expense	PA	7000000140	11/1/2012	6.31
50550000	Group Insur Expense	PA	7000000140	11/1/2012	77.60
50550000	Group Insur Expense	PA	7000000140	11/1/2012	5.72
50550000	Group Insur Expense	PA	7000000140	11/1/2012	73.88
50550000	Group Insur Expense	PA	7000000140	11/1/2012	133.54
50550000	Group Insur Expense	PA	7000000140	11/1/2012	455.36
50550000	Group Insur Expense	PA	7000000140	11/1/2012	44.30
50550000	Group Insur Expense	PA	7000000140	11/1/2012	85.24
50550000	Group Insur Expense	PA	7000000140	11/1/2012	312.68
50550000	Group Insur Expense	PA	7000000140	11/1/2012	234.73
50550000	Group Insur Expense	PA	7000000140	11/1/2012	22.82
50550000	Group Insur Expense	PA	7000000140	11/1/2012	204.49
50550000	Group Insur Expense	PA	7000000140	11/1/2012	74.82
50550000	Group Insur Expense	PA	7000000140	11/1/2012	247.26
50550000	Group Insur Expense	PA	7000000140	11/1/2012	11.39
50550000	Group Insur Expense	PA	7000000140	11/1/2012	150.26
50550000	Group Insur Expense	PA	7000000140	11/1/2012	50.23
50550000	Group Insur Expense	PA	7000000140	11/1/2012	77.04
50550000	Group Insur Expense	PA	7000000140	11/1/2012	839.11
50550000	Group Insur Expense	PA	7000000140	11/1/2012	52.88
50550000	Group Insur Expense	PA	7000000140	11/1/2012	46.13
50550000	Group Insur Expense	PA	7000000140	11/1/2012	267.63
50550000	Group Insur Expense	PA	7000000140	11/1/2012	37.43
50550000	Group Insur Expense	PA	7000000140	11/1/2012	29.53
50550000	Group Insur Expense	PA	7000000140	11/1/2012	127.65
50550000	Group Insur Expense	PA	7000000140	11/1/2012	157.60
50550000	Group Insur Expense	PA	7000000140	11/1/2012	191.42
50550000	Group Insur Expense	PA	7000000140	11/1/2012	685.29
50550000	Group Insur Expense	PA	7000000140	11/1/2012	53.82
50550000	Group Insur Expense	PA	7000000140	11/1/2012	234.18
50550000	Group Insur Expense	PA	7000000140	11/1/2012	69.50
50550000	Group Insur Expense	PA	7000000140	11/1/2012	581.04
50550000	Group Insur Expense	PA	7000000140	11/1/2012	911.61
50550000	Group Insur Expense	PA	7000000140	11/1/2012	168.06
50550000	Group Insur Expense	PA	7000000140	11/1/2012	14.88
50550000	Group Insur Expense	PA	7000000140	11/1/2012	21.98
50550000	Group Insur Expense	PA	7000000140	11/1/2012	87.45
50550000	Group Insur Expense	PA	7000000140	11/1/2012	15.40
50550000	Group Insur Expense	PA	7000000140	11/1/2012	21.99
50550000	Group Insur Expense	PA	7000000140	11/1/2012	9.84
50550000	Group Insur Expense	PA	7000000140	11/1/2012	21.99
50550000	Group Insur Expense	PA	7000000140	11/1/2012	9.70

Kentucky American Water Company  
Case No. 2012-00520  
Response to PSC DR1, Item 31

Account	Description	Doc Type	Document Number	Posting Date	Amount
50550000	Group Insur Expense	PA	7000000140	11/1/2012	29.04
50550000	Group Insur Expense	PA	7000000140	11/1/2012	246.94
50550000	Group Insur Expense	PA	7000000140	11/1/2012	199.76
50550000	Group Insur Expense	PA	7000000140	11/1/2012	25.79
50550000	Group Insur Expense	PA	7000000140	11/1/2012	3,407.12
50550000	Group Insur Expense	PA	7000000140	11/1/2012	740.44
50550000	Group Insur Expense	PA	7000000140	11/1/2012	5.54
50550000	Group Insur Expense	PA	7000000140	11/1/2012	21.88
50550000	Group Insur Expense	PA	7000000140	11/1/2012	2.75
50550000	Group Insur Expense	PA	7000000140	11/1/2012	2.75
50550000	Group Insur Expense	PA	7000000140	11/1/2012	2.75
50550000	Group Insur Expense	PA	7000000140	11/1/2012	2.75
50550000	Group Insur Expense	PA	7000000140	11/1/2012	2.75
50550000	Group Insur Expense	PA	7000000140	11/1/2012	417.23
50550000	Group Insur Expense	PA	7000000140	11/1/2012	426.19
50550000	Group Insur Expense	PA	7000000140	11/1/2012	206.94
50550000	Group Insur Expense	PA	7000000140	11/1/2012	215.98
50550000	Group Insur Expense	PA	7000000140	11/1/2012	1,677.10
50550000	Group Insur Expense	PA	7000000140	11/1/2012	841.36
50550000	Group Insur Expense	PA	7000000140	11/1/2012	1,152.66
50550000	Group Insur Expense	PA	7000000140	11/1/2012	244.07
50550000	Group Insur Expense	PA	7000000140	11/1/2012	29.66
50550000	Group Insur Expense	PA	7000000140	11/1/2012	55.14
50550000	Group Insur Expense	PA	7000000140	11/1/2012	153.65
51010000	Purchased Water	SG	100001694	11/1/2012	(30,806.10)
51010000	Purchased Water	SG	100001694	11/1/2012	(5,265.00)
51010000	Purchased Water	SG	100001694	11/1/2012	(25,016.96)
51010000	Purchased Water	SG	100001694	11/1/2012	(8,679.90)
51010000	Purchased Water	SG	100001702	11/1/2012	(11,991.15)
51010000	Purchased Water	SG	100001702	11/1/2012	4,566.96
51010000	Purchased Water	SG	100001702	11/1/2012	2,251.90
51010000	Purchased Water	SG	100001706	11/1/2012	9,575.10
51010000	Purchased Water	SG	100001706	11/1/2012	11,991.15
51110000	Waste Disposal	SG	100001717	11/1/2012	(2,909.55)
51510000	Purchased Power	SG	100001703	11/1/2012	1,594.88
51510000	Purchased Power	SG	100001703	11/1/2012	(19,016.33)
51510000	Purchased Power	SG	100001703	11/1/2012	77.97
51510000	Purchased Power	SG	100001703	11/1/2012	4,115.34
51510000	Purchased Power	SG	100001704	11/1/2012	9.49
51510000	Purchased Power	SG	100001704	11/1/2012	55.87
51510000	Purchased Power	SG	100001704	11/1/2012	4,132.89
51510000	Purchased Power	SG	100001704	11/1/2012	379.66
51510000	Purchased Power	SG	100001704	11/1/2012	0.67
51510000	Purchased Power	SG	100001704	11/1/2012	1.81
51510000	Purchased Power	SG	100001717	11/1/2012	(44,896.48)
51510000	Purchased Power	SG	100001717	11/1/2012	(225.70)
51510000	Purchased Power	SG	100001717	11/1/2012	(896.76)
51510000	Purchased Power	SG	100001717	11/1/2012	(278,398.55)
51510000	Purchased Power	SG	100001717	11/1/2012	(8,932.54)
51510000	Purchased Power	SG	100001717	11/1/2012	(1,689.48)
51510000	Purchased Power	SG	100001717	11/1/2012	(10.80)
51510000	Purchased Power	SG	100001717	11/1/2012	(362.27)
51510000	Purchased Power	ZN	5000002649	11/1/2012	66.42

## Kentucky American Water Company

Case No. 2012-00520

Response to PSC DR1, Item 31

Account	Description	Doc Type	Document Number	Posting Date	Amount
51510000	Purchased Power	ZN	5000002649	11/1/2012	780.62
51510000	Purchased Power	ZN	5000002649	11/1/2012	133.38
51510000	Purchased Power	ZN	5000002649	11/1/2012	2,140.13
51510000	Purchased Power	ZN	5000002649	11/1/2012	812.43
51510000	Purchased Power	ZN	5000002649	11/1/2012	774.91
51510000	Purchased Power	ZN	5000002649	11/1/2012	4,932.04
51510000	Purchased Power	ZN	5000002649	11/1/2012	256.39
51510000	Purchased Power	ZN	5000002649	11/1/2012	16,664.90
52000000	M&S Expense (O&M)	SG	100001693	11/1/2012	(30,000.00)
52000000	M&S Expense (O&M)	SG	100001693	11/1/2012	(5,000.00)
52000000	M&S Expense (O&M)	SG	100001693	11/1/2012	(30,000.00)
52000000	M&S Expense (O&M)	SG	100001693	11/1/2012	(78,677.17)
52000000	M&S Expense (O&M)	SG	100001698	11/1/2012	(5,307.00)
52000000	M&S Expense (O&M)	SG	100001698	11/1/2012	(2,948,547.00)
52000000	M&S Expense (O&M)	SG	100001698	11/1/2012	(9,495.00)
52000000	M&S Expense (O&M)	SG	100001698	11/1/2012	(12,232.00)
52000000	M&S Expense (O&M)	SG	100001727	11/1/2012	(30,902.65)
52000000	M&S Expense (O&M)	SG	100001728	11/1/2012	(26,638.57)
52000000	M&S Expense (O&M)	SG	100001729	11/1/2012	(24,309.68)
52000000	M&S Expense (O&M)	KR	5000002647	11/1/2012	607.59
52000000	M&S Expense (O&M)	KR	5000002648	11/1/2012	165.55
52000000	M&S Expense (O&M)	ZI	9000001104	11/1/2012	66.66
52000000	M&S Expense (O&M)	ZI	9000001105	11/1/2012	280.37
52000000	M&S Expense (O&M)	ZI	9000001109	11/1/2012	646.49
52000000	M&S Expense (O&M)	ZI	9000001112	11/1/2012	79.40
52000000	M&S Expense (O&M)	ZI	9000001128	11/1/2012	1,195.01
52000000	M&S Expense (O&M)	ZI	9000001161	11/1/2012	734.79
52000000	M&S Expense (O&M)	ZI	9000001208	11/1/2012	247.48
52000000	M&S Expense (O&M)	ZI	9000001215	11/1/2012	74.71
52000000	M&S Expense (O&M)	ZI	9000001233	11/1/2012	52.89
52000000	M&S Expense (O&M)	ZI	9000001234	11/1/2012	21.16
52000000	M&S Expense (O&M)	ZI	9000001241	11/1/2012	98.98
52000000	M&S Expense (O&M)	ZI	9000001290	11/1/2012	51.94
52000000	M&S Expense (O&M)	ZI	9000001542	11/1/2012	199.90
52500000	Misc Expense (O&M)	SG	100001698	11/1/2012	(8,379.00)
52500000	Misc Expense (O&M)	SG	100001701	11/1/2012	(84,537.13)
52500000	Misc Expense (O&M)	SG	100001711	11/1/2012	(91.50)
52500000	Misc Expense (O&M)	SG	100001734	11/1/2012	(166,950.00)
52500000	Misc Expense (O&M)	SG	100001734	11/1/2012	(166,950.00)
52500000	Misc Expense (O&M)	SG	100001734	11/1/2012	(14,994.00)
52500000	Misc Expense (O&M)	WE	5000002643	11/1/2012	15,893.64
52500000	Misc Expense (O&M)	KR	5000002644	11/1/2012	489.31
52500000	Misc Expense (O&M)	KR	5000002650	11/1/2012	360.88
52500000	Misc Expense (O&M)	KR	5000002652	11/1/2012	140.84
52500000	Misc Expense (O&M)	KR	5000002652	11/1/2012	126.78
52500000	Misc Expense (O&M)	KR	5000002652	11/1/2012	69.45
52500000	Misc Expense (O&M)	KR	5000002652	11/1/2012	61.44
52500000	Misc Expense (O&M)	KR	5000002652	11/1/2012	52.47
52500000	Misc Expense (O&M)	KR	5000002652	11/1/2012	41.09
52500000	Misc Expense (O&M)	KR	5000002652	11/1/2012	36.91
52500000	Misc Expense (O&M)	KR	5000002652	11/1/2012	35.34
52500000	Misc Expense (O&M)	KR	5000002652	11/1/2012	34.85
52500000	Misc Expense (O&M)	KR	5000002652	11/1/2012	30.01

## Kentucky American Water Company

Case No. 2012-00520

Response to PSC DR1, Item 31

Account	Description	Doc Type	Document Number	Posting Date	Amount
52500000	Misc Expense (O&M)	KR	5000002652	11/1/2012	27.80
52500000	Misc Expense (O&M)	KR	5000002652	11/1/2012	26.24
52500000	Misc Expense (O&M)	KR	5000002652	11/1/2012	25.95
52500000	Misc Expense (O&M)	KR	5000002652	11/1/2012	20.99
52500000	Misc Expense (O&M)	KR	5000002652	11/1/2012	17.38
52500000	Misc Expense (O&M)	KR	5000002652	11/1/2012	16.56
52500000	Misc Expense (O&M)	ZI	9000001106	11/1/2012	170.66
52500000	Misc Expense (O&M)	ZI	9000001110	11/1/2012	2,000.40
52500000	Misc Expense (O&M)	ZI	9000001111	11/1/2012	51.93
52500000	Misc Expense (O&M)	ZI	9000001123	11/1/2012	21.19
52500000	Misc Expense (O&M)	ZI	9000001207	11/1/2012	400.68
52510000	Bank Svc Charges	SG	100001705	11/1/2012	(7,037.56)
52510000	Bank Svc Charges	SG	100001722	11/1/2012	(8,195.12)
52510000	Bank Svc Charges	SG	100001736	11/1/2012	(13,541.72)
52520000	Collection Agencies	SG	100001718	11/1/2012	(2,876.87)
52520000	Collection Agencies	SG	100001718	11/1/2012	(1,269.85)
52520000	Collection Agencies	SG	100001719	11/1/2012	(1,953.41)
52520000	Collection Agencies	SG	100001719	11/1/2012	(186.55)
52526100	Credit Line Fees I/C	SG	100001723	11/1/2012	(2,871.50)
52532000	Electricity	SG	100001704	11/1/2012	1.05
52532000	Electricity	SG	100001704	11/1/2012	2.69
52532000	Electricity	SG	100001704	11/1/2012	110.72
52532000	Electricity	SG	100001717	11/1/2012	(88.85)
52532000	Electricity	SG	100001717	11/1/2012	(20.93)
52532000	Electricity	SG	100001717	11/1/2012	(2,743.84)
52532000	Electricity	SG	100001717	11/1/2012	(589.96)
52532000	Electricity	SG	100001717	11/1/2012	(7,232.75)
52532000	Electricity	SG	100001717	11/1/2012	(148.68)
52532000	Electricity	SG	100001717	11/1/2012	(1,634.29)
52532000	Electricity	ZN	5000002649	11/1/2012	34.47
52532000	Electricity	ZN	5000002649	11/1/2012	21.05
52532000	Electricity	ZN	5000002649	11/1/2012	19.51
52532000	Electricity	ZN	5000002649	11/1/2012	49.84
52532000	Electricity	ZN	5000002649	11/1/2012	108.13
52532000	Electricity	ZN	5000002649	11/1/2012	29.90
52532000	Electricity	ZN	5000002649	11/1/2012	9.73
52534000	Employee Expenses	SG	100001709	11/1/2012	(21,004.75)
52534000	Employee Expenses	SG	100001727	11/1/2012	(11,955.07)
52534000	Employee Expenses	SG	100001728	11/1/2012	(12,880.47)
52534000	Employee Expenses	SG	100001729	11/1/2012	(28,985.95)
52534000	Employee Expenses	ZI	9000001101	11/1/2012	250.00
52534000	Employee Expenses	ZI	9000001102	11/1/2012	179.00
52534000	Employee Expenses	ZI	9000001170	11/1/2012	5.00
52534000	Employee Expenses	ZI	9000001171	11/1/2012	800.20
52535000	Meals Deductible	SG	100001709	11/1/2012	(21,004.75)
52535000	Meals Deductible	SG	100001727	11/1/2012	(11,955.08)
52535000	Meals Deductible	SG	100001728	11/1/2012	(12,880.48)
52535000	Meals Deductible	SG	100001729	11/1/2012	(28,985.95)
52535000	Meals Deductible	ZI	9000001103	11/1/2012	12.83
52535000	Meals Deductible	ZI	9000001108	11/1/2012	14.98
52535000	Meals Deductible	ZI	9000001118	11/1/2012	29.07
52535000	Meals Deductible	ZI	9000001119	11/1/2012	12.07
52535000	Meals Deductible	ZI	9000001124	11/1/2012	46.27



## Kentucky American Water Company

Case No. 2012-00520

Response to PSC DR1, Item 31

Account	Description	Doc Type	Document Number	Posting Date	Amount
52535000	Meals Deductible	ZI	9000001167	11/1/2012	5.29
52535000	Meals Deductible	ZI	9000001209	11/1/2012	40.04
52535000	Meals Deductible	ZI	9000001213	11/1/2012	9.31
52535000	Meals Deductible	ZI	9000001214	11/1/2012	10.60
52535000	Meals Deductible	ZI	9000001219	11/1/2012	27.29
52535000	Meals Deductible	ZI	9000001220	11/1/2012	47.35
52535000	Meals Deductible	ZI	9000001223	11/1/2012	2.65
52535000	Meals Deductible	ZI	9000001225	11/1/2012	49.05
52535000	Meals Deductible	ZI	9000001236	11/1/2012	12.40
52535000	Meals Deductible	ZI	9000001254	11/1/2012	57.18
52535000	Meals Deductible	ZI	9000001284	11/1/2012	2,468.82
52542000	Forms	SG	100001715	11/1/2012	(23,333.39)
52542000	Forms	SG	100001715	11/1/2012	(17,281.57)
52542000	Forms	SG	100001715	11/1/2012	(16,284.74)
52542000	Forms	SG	100001715	11/1/2012	(18,966.57)
52548000	Heating Oil/Gas	SG	100001704	11/1/2012	4.16
52548000	Heating Oil/Gas	SG	100001704	11/1/2012	0.54
52548000	Heating Oil/Gas	SG	100001704	11/1/2012	7.76
52548000	Heating Oil/Gas	SG	100001717	11/1/2012	(448.60)
52548000	Heating Oil/Gas	SG	100001717	11/1/2012	(8.70)
52548000	Heating Oil/Gas	SG	100001717	11/1/2012	(665.00)
52550000	Janitorial	SG	100001701	11/1/2012	(5,403.33)
52550000	Janitorial	SG	100001701	11/1/2012	(5,403.33)
52554500	Lab Supplies	SG	100001697	11/1/2012	(1,600.00)
52554500	Lab Supplies	RE	5000002642	11/1/2012	8.24
52554500	Lab Supplies	RE	5000002642	11/1/2012	8.67
52562500	Overnight Shippng	KR	5000002646	11/1/2012	648.52
52571000	Security Svc	SG	100001697	11/1/2012	(3,808.00)
52574000	Telephone	SG	100001710	11/1/2012	(288.57)
52574000	Telephone	SG	100001710	11/1/2012	(284.63)
52574000	Telephone	SG	100001710	11/1/2012	(152.51)
52574000	Telephone	SG	100001710	11/1/2012	(16.35)
52574000	Telephone	SG	100001710	11/1/2012	(236.25)
52574000	Telephone	SG	100001710	11/1/2012	(472.50)
52574000	Telephone	SG	100001726	11/1/2012	(2,114.87)
52574000	Telephone	SG	100001726	11/1/2012	(3,645.69)
52574000	Telephone	SG	100001726	11/1/2012	(27.25)
52574000	Telephone	SG	100001726	11/1/2012	(351.98)
52574000	Telephone	SG	100001726	11/1/2012	(40.83)
52574000	Telephone	SG	100001726	11/1/2012	(13.81)
52574000	Telephone	SG	100001726	11/1/2012	(48.24)
52574000	Telephone	SG	100001726	11/1/2012	(1,009.00)
52574000	Telephone	SG	100001726	11/1/2012	(63.84)
52574000	Telephone	SG	100001726	11/1/2012	(56.41)
52574000	Telephone	SG	100001734	11/1/2012	(30,038.53)
52574100	Cell Phone	SG	100001710	11/1/2012	(100.41)
52574100	Cell Phone	SG	100001710	11/1/2012	(815.23)
52574100	Cell Phone	SG	100001710	11/1/2012	(280.59)
52574100	Cell Phone	SG	100001710	11/1/2012	(1,279.35)
52574100	Cell Phone	SG	100001710	11/1/2012	(2,230.56)
52574100	Cell Phone	SG	100001710	11/1/2012	(68.76)
52574100	Cell Phone	SG	100001710	11/1/2012	(67.25)
52574100	Cell Phone	SG	100001710	11/1/2012	(533.78)

## Kentucky American Water Company

Case No. 2012-00520

Response to PSC DR1, Item 31

Account	Description	Doc Type	Document Number	Posting Date	Amount
52574100	Cell Phone	SG	100001710	11/1/2012	(59.50)
52574100	Cell Phone	SG	100001710	11/1/2012	(65.55)
52574100	Cell Phone	SG	100001710	11/1/2012	(71.07)
52574100	Cell Phone	SG	100001710	11/1/2012	(129.19)
52574100	Cell Phone	SG	100001710	11/1/2012	(282.56)
52574100	Cell Phone	SG	100001726	11/1/2012	(52.44)
52574100	Cell Phone	SG	100001726	11/1/2012	(6.32)
52574100	Cell Phone	SG	100001726	11/1/2012	(359.77)
52574100	Cell Phone	SG	100001726	11/1/2012	(763.51)
52574100	Cell Phone	SG	100001726	11/1/2012	(224.48)
52574100	Cell Phone	SG	100001726	11/1/2012	(427.03)
52574100	Cell Phone	SG	100001726	11/1/2012	(47.60)
52574100	Cell Phone	SG	100001726	11/1/2012	(53.80)
52574100	Cell Phone	SG	100001726	11/1/2012	(55.00)
52574100	Cell Phone	SG	100001726	11/1/2012	(1,657.05)
52574100	Cell Phone	SG	100001726	11/1/2012	(2,181.31)
52574100	Cell Phone	SG	100001726	11/1/2012	(687.96)
52574100	Cell Phone	SG	100001726	11/1/2012	(63.18)
52574100	Cell Phone	SG	100001726	11/1/2012	(103.35)
52574100	Cell Phone	SG	100001726	11/1/2012	(226.05)
52574100	Cell Phone	ZI	9000001100	11/1/2012	375.00
52582000	Uniforms	ZI	9000001198	11/1/2012	111.30
52582000	Uniforms	ZI	9000001199	11/1/2012	197.14
52582000	Uniforms	ZI	9000001263	11/1/2012	111.30
52582000	Uniforms	ZI	9000001543	11/1/2012	104.93
53150000	Contr Svc-Other	SG	100001696	11/1/2012	(30,000.00)
53150000	Contr Svc-Other	SG	100001696	11/1/2012	(5,000.00)
53150000	Contr Svc-Other	SG	100001696	11/1/2012	(30,000.00)
53150000	Contr Svc-Other	SG	100001696	11/1/2012	(78,000.00)
53150000	Contr Svc-Other	SG	100001696	11/1/2012	(25,000.00)
53150000	Contr Svc-Other	SG	100001697	11/1/2012	(5,000.00)
53150000	Contr Svc-Other	SG	100001698	11/1/2012	(12,599.00)
53150000	Contr Svc-Other	SG	100001698	11/1/2012	(117,961.85)
53150000	Contr Svc-Other	SG	100001698	11/1/2012	(28,036.00)
53150000	Contr Svc-Other	SG	100001698	11/1/2012	(17,415.00)
53150000	Contr Svc-Other	SG	100001699	11/1/2012	(2,800.00)
53150000	Contr Svc-Other	SG	100001701	11/1/2012	(36,267.50)
53150000	Contr Svc-Other	SG	100001712	11/1/2012	(5,404.55)
53150000	Contr Svc-Other	SG	100001713	11/1/2012	5,404.55
53150000	Contr Svc-Other	SG	100001714	11/1/2012	(5,404.55)
53150000	Contr Svc-Other	SG	100001716	11/1/2012	(5,001.01)
53150000	Contr Svc-Other	SG	100001731	11/1/2012	(5,933.25)
53150000	Contr Svc-Other	SG	100001734	11/1/2012	(360.00)
53150000	Contr Svc-Other	SG	100001734	11/1/2012	(83,785.50)
53150000	Contr Svc-Other	SG	100001734	11/1/2012	(978.50)
53150000	Contr Svc-Other	SG	100001734	11/1/2012	(22,793.44)
53150000	Contr Svc-Other	SG	100001734	11/1/2012	(7,292.22)
53150000	Contr Svc-Other	SG	100001734	11/1/2012	(17,222.57)
53150000	Contr Svc-Other	SG	100001734	11/1/2012	(17,380.00)
53150000	Contr Svc-Other	SG	100001735	11/1/2012	(6,127.00)
53150000	Contr Svc-Other	WE	5000002645	11/1/2012	24,965.35
53150000	Contr Svc-Other	KR	5000002651	11/1/2012	356.68
53150000	Contr Svc-Other	KR	5000002651	11/1/2012	35.67

## Kentucky American Water Company

Case No. 2012-00520

Response to PSC DR1, Item 31

Account	Description	Doc Type	Document Number	Posting Date	Amount
53150000	Contr Svc-Other	KR	5000002653	11/1/2012	450.50
53150000	Contr Svc-Other	KR	5000002654	11/1/2012	181.26
53150000	Contr Svc-Other	KR	5000002655	11/1/2012	1,203.98
53150000	Contr Svc-Other	KR	5000002656	11/1/2012	1,331.36
53150000	Contr Svc-Other	KR	5000002657	11/1/2012	975.47
53150000	Contr Svc-Other	ZI	9000001242	11/1/2012	25.44
53151000	Contr Svc-Temp EE	SG	100001699	11/1/2012	(7,000.00)
53155000	Contr Svc-Legal	SG	100001692	11/1/2012	(1,248.00)
53155000	Contr Svc-Legal	SG	100001692	11/1/2012	(11,667.50)
53155000	Contr Svc-Legal	SG	100001692	11/1/2012	(1,102.20)
53155000	Contr Svc-Legal	SG	100001692	11/1/2012	(379.00)
53155000	Contr Svc-Legal	SG	100001692	11/1/2012	(198.00)
53155000	Contr Svc-Legal	SG	100001692	11/1/2012	(6,100.60)
53155000	Contr Svc-Legal	SG	100001692	11/1/2012	(198.00)
53155000	Contr Svc-Legal	SG	100001692	11/1/2012	(117.00)
53155000	Contr Svc-Legal	SG	100001692	11/1/2012	(17,768.10)
53155000	Contr Svc-Legal	SG	100001692	11/1/2012	(1,627.00)
53155000	Contr Svc-Legal	SG	100001692	11/1/2012	(1,219.20)
53155000	Contr Svc-Legal	SG	100001695	11/1/2012	(27,464.30)
53155000	Contr Svc-Legal	SG	100001695	11/1/2012	(27,464.30)
55000000	Transportation (O&M)	KR	5000002658	11/1/2012	62.19
55000000	Transportation (O&M)	KR	5000002658	11/1/2012	37.10
55000000	Transportation (O&M)	KR	5000002658	11/1/2012	28.38
55000000	Transportation (O&M)	ZI	9000001107	11/1/2012	9.23
55000000	Transportation (O&M)	ZI	9000001224	11/1/2012	15.90
55000000	Transportation (O&M)	ZI	9000001235	11/1/2012	10.00
55000000	Transportation (O&M)	ZI	9000001239	11/1/2012	11.65
55000000	Transportation (O&M)	ZI	9000001245	11/1/2012	80.00
55010100	Trans Lease Costs	SG	100001730	11/1/2012	(1,518.90)
55010200	Trans Lease Fuel	SG	100001730	11/1/2012	(82,149.45)
55010200	Trans Lease Fuel	SG	100001730	11/1/2012	(13,213.06)
55010200	Trans Lease Fuel	SG	100001730	11/1/2012	(634.35)
55010200	Trans Lease Fuel	SG	100001732	11/1/2012	(10,799.53)
55010200	Trans Lease Fuel	SG	100001732	11/1/2012	(1,725.28)
55010200	Trans Lease Fuel	SG	100001732	11/1/2012	(102.63)
55010300	Trans Lease Maint	SG	100001720	11/1/2012	(1,353.09)
55010300	Trans Lease Maint	SG	100001721	11/1/2012	(1,911.72)
55010300	Trans Lease Maint	SG	100001730	11/1/2012	(44,831.68)
55010300	Trans Lease Maint	SG	100001730	11/1/2012	(2,031.35)
55010300	Trans Lease Maint	SG	100001730	11/1/2012	(441.27)
55010300	Trans Lease Maint	SG	100001730	11/1/2012	39,306.00
62520700	Misc Main Pvg/Bckfll	SG	100001696	11/1/2012	(1,057.00)
62520700	Misc Main Pvg/Bckfll	SG	100001696	11/1/2012	(8,100.00)
62520700	Misc Main Pvg/Bckfll	SG	100001696	11/1/2012	(10,000.00)
62520700	Misc Main Pvg/Bckfll	SG	100001696	11/1/2012	(5,900.00)
62520700	Misc Main Pvg/Bckfll	SG	100001696	11/1/2012	(400.00)
62520700	Misc Main Pvg/Bckfll	SG	100001700	11/1/2012	(22,519.95)
62520700	Misc Main Pvg/Bckfll	SG	100001700	11/1/2012	(4,273.44)
62520700	Misc Main Pvg/Bckfll	SG	100001700	11/1/2012	(38.00)
62520700	Misc Main Pvg/Bckfll	SG	100001733	11/1/2012	(24,360.40)
62520700	Misc Main Pvg/Bckfll	SG	100001733	11/1/2012	(1,000.00)
62520700	Misc Main Pvg/Bckfll	SG	100001734	11/1/2012	(11,443.00)
68520000	Property Taxes	SH	9600000096	11/1/2012	349,713.04

## Kentucky American Water Company

Case No. 2012-00520

Response to PSC DR1, Item 31

Account	Description	Doc Type	Document Number	Posting Date	Amount
68533000	FICA	SG	100001708	11/1/2012	(13,106.00)
68533000	FICA	SV	100001960	11/1/2012	16,063.00
68533000	FICA	PA	7000000103	11/1/2012	(8.89)
68533000	FICA	PA	7000000103	11/1/2012	(717.42)
68533000	FICA	PA	7000000103	11/1/2012	(19.24)
68533000	FICA	PA	7000000103	11/1/2012	(25.63)
68533000	FICA	PA	7000000103	11/1/2012	(5,216.32)
68533000	FICA	PA	7000000103	11/1/2012	(22.44)
68533000	FICA	PA	7000000103	11/1/2012	(172.01)
68533000	FICA	PA	7000000103	11/1/2012	(6.78)
68533000	FICA	PA	7000000103	11/1/2012	(105.58)
68533000	FICA	PA	7000000103	11/1/2012	(528.58)
68533000	FICA	PA	7000000103	11/1/2012	(15.62)
68533000	FICA	PA	7000000103	11/1/2012	(25.34)
68533000	FICA	PA	7000000103	11/1/2012	(3.90)
68533000	FICA	PA	7000000103	11/1/2012	(61.46)
68533000	FICA	PA	7000000103	11/1/2012	(31.54)
68533000	FICA	PA	7000000103	11/1/2012	(574.63)
68533000	FICA	PA	7000000103	11/1/2012	(713.18)
68533000	FICA	PA	7000000103	11/1/2012	(98.95)
68533000	FICA	PA	7000000103	11/1/2012	(819.28)
68533000	FICA	PA	7000000103	11/1/2012	(129.98)
68533000	FICA	PA	7000000103	11/1/2012	(9.63)
68533000	FICA	PA	7000000103	11/1/2012	(6.82)
68533000	FICA	PA	7000000103	11/1/2012	(102.29)
68533000	FICA	PA	7000000103	11/1/2012	(38.20)
68533000	FICA	PA	7000000103	11/1/2012	(46.12)
68533000	FICA	PA	7000000103	11/1/2012	(174.07)
68533000	FICA	PA	7000000103	11/1/2012	(733.00)
68533000	FICA	PA	7000000103	11/1/2012	(4.71)
68533000	FICA	PA	7000000103	11/1/2012	(15.71)
68533000	FICA	PA	7000000103	11/1/2012	(144.49)
68533000	FICA	PA	7000000103	11/1/2012	(3.84)
68533000	FICA	PA	7000000103	11/1/2012	(759.90)
68533000	FICA	PA	7000000103	11/1/2012	(87.63)
68533000	FICA	PA	7000000103	11/1/2012	(1,025.92)
68533000	FICA	PA	7000000103	11/1/2012	(206.81)
68533000	FICA	PA	7000000103	11/1/2012	(318.50)
68533000	FICA	PA	7000000103	11/1/2012	(112.17)
68533000	FICA	PA	7000000103	11/1/2012	(101.61)
68533000	FICA	PA	7000000103	11/1/2012	(103.29)
68533000	FICA	PA	7000000103	11/1/2012	(10.02)
68533000	FICA	PA	7000000103	11/1/2012	(24.82)
68533000	FICA	PA	7000000103	11/1/2012	(198.54)
68533000	FICA	PA	7000000103	11/1/2012	5.17
68533000	FICA	PA	7000000103	11/1/2012	(97.50)
68533000	FICA	PA	7000000103	11/1/2012	(314.85)
68533000	FICA	PA	7000000103	11/1/2012	(977.75)
68533000	FICA	PA	7000000103	11/1/2012	(771.13)
68533000	FICA	PA	7000000103	11/1/2012	(456.65)
68533000	FICA	PA	7000000103	11/1/2012	(233.85)
68533000	FICA	PA	7000000103	11/1/2012	(15.27)
68533000	FICA	PA	7000000103	11/1/2012	(155.02)

## Kentucky American Water Company

Case No. 2012-00520

Response to PSC DR1, Item 31

Account	Description	Doc Type	Document Number	Posting Date	Amount
68533000	FICA	PA	7000000103	11/1/2012	(74.12)
68533000	FICA	PA	7000000103	11/1/2012	(184.73)
68533000	FICA	PA	7000000103	11/1/2012	(15.80)
68533000	FICA	PA	7000000103	11/1/2012	(24.15)
68533000	FICA	PA	7000000103	11/1/2012	(2,588.85)
68533000	FICA	PA	7000000103	11/1/2012	(1,650.09)
68533000	FICA	PA	7000000103	11/1/2012	(2,334.69)
68533000	FICA	PA	7000000103	11/1/2012	(49.90)
68533000	FICA	PA	7000000103	11/1/2012	(315.08)
68533000	FICA	PA	7000000103	11/1/2012	(20.98)
68533000	FICA	PA	7000000103	11/1/2012	(61.66)
68533000	FICA	PA	7000000103	11/1/2012	(144.08)
68533000	FICA	PA	7000000103	11/1/2012	(147.29)
68533000	FICA	PA	7000000103	11/1/2012	(182.36)
68533000	FICA	PA	7000000103	11/1/2012	(89.34)
68533000	FICA	PA	7000000103	11/1/2012	(889.78)
68533000	FICA	PA	7000000103	11/1/2012	(1,111.78)
68533000	FICA	PA	7000000103	11/1/2012	(83.60)
68533000	FICA	PA	7000000103	11/1/2012	(14.82)
68533000	FICA	PA	7000000103	11/1/2012	(243.90)
68533000	FICA	PA	7000000103	11/1/2012	(99.44)
68533000	FICA	PA	7000000103	11/1/2012	(72.31)
68533000	FICA	PA	7000000103	11/1/2012	(246.76)
68533000	FICA	PA	7000000103	11/1/2012	(96.02)
68533000	FICA	PA	7000000103	11/1/2012	(47.32)
68533000	FICA	PA	7000000103	11/1/2012	(94.65)
68533000	FICA	PA	7000000103	11/1/2012	(126.20)
68533000	FICA	PA	7000000103	11/1/2012	(70.89)
68533000	FICA	PA	7000000103	11/1/2012	(12.03)
68533000	FICA	PA	7000000140	11/1/2012	13.92
68533000	FICA	PA	7000000140	11/1/2012	1,111.00
68533000	FICA	PA	7000000140	11/1/2012	847.96
68533000	FICA	PA	7000000140	11/1/2012	75.97
68533000	FICA	PA	7000000140	11/1/2012	14.42
68533000	FICA	PA	7000000140	11/1/2012	25.32
68533000	FICA	PA	7000000140	11/1/2012	6.15
68533000	FICA	PA	7000000140	11/1/2012	375.96
68533000	FICA	PA	7000000140	11/1/2012	182.03
68533000	FICA	PA	7000000140	11/1/2012	12.11
68533000	FICA	PA	7000000140	11/1/2012	37.82
68533000	FICA	PA	7000000140	11/1/2012	409.19
68533000	FICA	PA	7000000140	11/1/2012	125.29
68533000	FICA	PA	7000000140	11/1/2012	335.13
68533000	FICA	PA	7000000140	11/1/2012	82.33
68533000	FICA	PA	7000000140	11/1/2012	2.30
68533000	FICA	PA	7000000140	11/1/2012	81.91
68533000	FICA	PA	7000000140	11/1/2012	1.43
68533000	FICA	PA	7000000140	11/1/2012	13.91
68533000	FICA	PA	7000000140	11/1/2012	16.30
68533000	FICA	PA	7000000140	11/1/2012	89.34
68533000	FICA	PA	7000000140	11/1/2012	237.02
68533000	FICA	PA	7000000140	11/1/2012	74.77
68533000	FICA	PA	7000000140	11/1/2012	21.99

## Kentucky American Water Company

Case No. 2012-00520

Response to PSC DR1, Item 31

Account	Description	Doc Type	Document Number	Posting Date	Amount
68533000	FICA	PA	7000000140	11/1/2012	9.26
68533000	FICA	PA	7000000140	11/1/2012	54.41
68533000	FICA	PA	7000000140	11/1/2012	18.19
68533000	FICA	PA	7000000140	11/1/2012	7.48
68533000	FICA	PA	7000000140	11/1/2012	77.66
68533000	FICA	PA	7000000140	11/1/2012	34.15
68533000	FICA	PA	7000000140	11/1/2012	467.23
68533000	FICA	PA	7000000140	11/1/2012	44.30
68533000	FICA	PA	7000000140	11/1/2012	38.63
68533000	FICA	PA	7000000140	11/1/2012	5.06
68533000	FICA	PA	7000000140	11/1/2012	15.65
68533000	FICA	PA	7000000140	11/1/2012	72.53
68533000	FICA	PA	7000000140	11/1/2012	34.81
68533000	FICA	PA	7000000140	11/1/2012	60.93
68533000	FICA	PA	7000000140	11/1/2012	52.65
68533000	FICA	PA	7000000140	11/1/2012	48.12
68533000	FICA	PA	7000000140	11/1/2012	13.59
68533000	FICA	PA	7000000140	11/1/2012	229.82
68533000	FICA	PA	7000000140	11/1/2012	21.15
68533000	FICA	PA	7000000140	11/1/2012	80.69
68533000	FICA	PA	7000000140	11/1/2012	32.89
68533000	FICA	PA	7000000140	11/1/2012	288.22
68533000	FICA	PA	7000000140	11/1/2012	325.36
68533000	FICA	PA	7000000140	11/1/2012	67.22
68533000	FICA	PA	7000000140	11/1/2012	83.24
68533000	FICA	PA	7000000140	11/1/2012	80.31
68533000	FICA	PA	7000000140	11/1/2012	167.26
68533000	FICA	PA	7000000140	11/1/2012	32.16
68533000	FICA	PA	7000000140	11/1/2012	8.74
68533000	FICA	PA	7000000140	11/1/2012	4.75
68533000	FICA	PA	7000000140	11/1/2012	3.26
68533000	FICA	PA	7000000140	11/1/2012	23.84
68533000	FICA	PA	7000000140	11/1/2012	23.84
68533000	FICA	PA	7000000140	11/1/2012	23.84
68533000	FICA	PA	7000000140	11/1/2012	8.65
68533000	FICA	PA	7000000140	11/1/2012	25.92
68533000	FICA	PA	7000000140	11/1/2012	61.08
68533000	FICA	PA	7000000140	11/1/2012	61.41
68533000	FICA	PA	7000000140	11/1/2012	7.92
68533000	FICA	PA	7000000140	11/1/2012	1,651.90
68533000	FICA	PA	7000000140	11/1/2012	4.92
68533000	FICA	PA	7000000140	11/1/2012	325.44
68533000	FICA	PA	7000000140	11/1/2012	5.28
68533000	FICA	PA	7000000140	11/1/2012	0.67
68533000	FICA	PA	7000000140	11/1/2012	0.67
68533000	FICA	PA	7000000140	11/1/2012	0.67
68533000	FICA	PA	7000000140	11/1/2012	0.67
68533000	FICA	PA	7000000140	11/1/2012	0.67
68533000	FICA	PA	7000000140	11/1/2012	178.28
68533000	FICA	PA	7000000140	11/1/2012	136.15
68533000	FICA	PA	7000000140	11/1/2012	411.63
68533000	FICA	PA	7000000140	11/1/2012	426.03
68533000	FICA	PA	7000000140	11/1/2012	7.50

## Kentucky American Water Company

Case No. 2012-00520

Response to PSC DR1, Item 31

Account	Description	Doc Type	Document Number	Posting Date	Amount
68533000	FICA	PA	7000000140	11/1/2012	14.40
68533000	FICA	PA	7000000140	11/1/2012	454.29
68533000	FICA	PA	7000000140	11/1/2012	45.29
68535000	SUTA	PA	7000000103	11/1/2012	(7.88)
68535000	SUTA	PA	7000000103	11/1/2012	(2.41)
68535000	SUTA	PA	7000000103	11/1/2012	(2.71)
68535000	SUTA	PA	7000000103	11/1/2012	(1.21)
68535000	SUTA	PA	7000000103	11/1/2012	(9.12)
68535000	SUTA	PA	7000000103	11/1/2012	(8.27)
68535000	SUTA	PA	7000000103	11/1/2012	(11.03)
68535000	SUTA	PA	7000000103	11/1/2012	(3.85)
68535000	SUTA	PA	7000000103	11/1/2012	(2.85)
68535000	SUTA	PA	7000000140	11/1/2012	0.33
68535000	SUTA	PA	7000000140	11/1/2012	0.85
68535000	SUTA	PA	7000000140	11/1/2012	3.89
68535000	SUTA	PA	7000000140	11/1/2012	0.28
68535000	SUTA	PA	7000000140	11/1/2012	0.56
68535000	SUTA	PA	7000000140	11/1/2012	1.60
68545000	Utility Reg Assessme	SH	9600000095	11/1/2012	12,177.99
81010000	Interest LTD	TC	3000004978	11/1/2012	(201,646.67)
81010000	Interest LTD	TC	3000004980	11/1/2012	(132,572.92)
81010000	Interest LTD	TC	3000004982	11/1/2012	(260,377.50)
81015000	Interest LTD Interco	TC	3000004984	11/1/2012	(1,174,151.04)
81015000	Interest LTD Interco	TC	3000004986	11/1/2012	(239,687.50)
81015000	Interest LTD Interco	TC	3000004988	11/1/2012	(578,409.72)
81015000	Interest LTD Interco	TC	3000004990	11/1/2012	(129,112.92)
81015000	Interest LTD Interco	TC	3000004992	11/1/2012	(42,083.33)
81020000	Div Decl P/S w/ MRR	TC	3000004994	11/1/2012	(63,525.00)
40111000	Res Sales Billed	ZA	9400001156	11/2/2012	(11.70)
40111000	Res Sales Billed	ZA	9400001156	11/2/2012	(1.48)
40111000	Res Sales Billed	ZA	9400001156	11/2/2012	(160,116.19)
40121000	Com Sales Billed	ZA	9400001156	11/2/2012	(140,980.43)
40145000	Priv Fire Billed	ZA	9400001156	11/2/2012	(9,427.90)
40151000	Publ Auth Billed	ZA	9400001156	11/2/2012	(1,250.75)
40211000	Dom WW Svc Billed	ZA	9400001156	11/2/2012	(2.88)
40310400	OthRev-NSF Ck Chrg	ZA	9400001156	11/2/2012	(72.00)
40310500	OthRev-Appl/InitFee	ZA	9400001156	11/2/2012	(26.00)
40310500	OthRev-Appl/InitFee	ZA	9400001156	11/2/2012	(2,496.00)
40310700	OthRev-Reconct Fee	ZA	9400001156	11/2/2012	(182.00)
50100000	Labor Expense	PA	7000000120	11/2/2012	267.33
50100000	Labor Expense	PA	7000000120	11/2/2012	980.90
50100000	Labor Expense	PA	7000000120	11/2/2012	4,235.18
50100000	Labor Expense	PA	7000000120	11/2/2012	259.20
50100000	Labor Expense	PA	7000000120	11/2/2012	8,351.60
50100000	Labor Expense	PA	7000000120	11/2/2012	1,036.80
50100000	Labor Expense	PA	7000000120	11/2/2012	11,482.89
50100000	Labor Expense	PA	7000000120	11/2/2012	10,673.00
50100000	Labor Expense	PA	7000000120	11/2/2012	156.83
50100000	Labor Expense	PA	7000000120	11/2/2012	133.77
50100000	Labor Expense	PA	7000000120	11/2/2012	130.79
50100000	Labor Expense	PA	7000000120	11/2/2012	133.77
50100000	Labor Expense	PA	7000000120	11/2/2012	11,292.94
50100000	Labor Expense	PA	7000000120	11/2/2012	1,463.39

## Kentucky American Water Company

Case No. 2012-00520

Response to PSC DR1, Item 31

Account	Description	Doc Type	Document Number	Posting Date	Amount
50100000	Labor Expense	PA	7000000120	11/2/2012	93.75
50100000	Labor Expense	PA	7000000120	11/2/2012	2,981.20
50100000	Labor Expense	PA	7000000120	11/2/2012	786.24
50100000	Labor Expense	PA	7000000120	11/2/2012	2,739.14
50100000	Labor Expense	PA	7000000120	11/2/2012	538.56
50100000	Labor Expense	PA	7000000120	11/2/2012	24,101.13
50100000	Labor Expense	PA	7000000120	11/2/2012	21,509.22
50100000	Labor Expense	PA	7000000120	11/2/2012	763.56
50100000	Labor Expense	PA	7000000120	11/2/2012	763.56
50100000	Labor Expense	PA	7000000120	11/2/2012	73.64
50100000	Labor Expense	PA	7000000120	11/2/2012	18.41
50100000	Labor Expense	PA	7000000120	11/2/2012	18.41
50100000	Labor Expense	PA	7000000120	11/2/2012	2,579.10
50100000	Labor Expense	PA	7000000120	11/2/2012	12,884.77
50100000	Labor Expense	PA	7000000120	11/2/2012	1,835.90
50100000	Labor Expense	PA	7000000120	11/2/2012	3,450.07
50100000	Labor Expense	PA	7000000120	11/2/2012	5,514.11
50100000	Labor Expense	PA	7000000120	11/2/2012	1,704.17
50100000	Labor Expense	PA	7000000120	11/2/2012	172.24
50100000	Labor Expense	PA	7000000120	11/2/2012	153.26
50100000	Labor Expense	PA	7000000120	11/2/2012	578.88
50100000	Labor Expense	PA	7000000120	11/2/2012	3,692.08
50100000	Labor Expense	PA	7000000120	11/2/2012	217.44
50100000	Labor Expense	PA	7000000120	11/2/2012	1,098.00
50100000	Labor Expense	PA	7000000120	11/2/2012	6,752.34
50100000	Labor Expense	PA	7000000120	11/2/2012	7,053.36
50100000	Labor Expense	PA	7000000120	11/2/2012	37,449.04
50100000	Labor Expense	PA	7000000120	11/2/2012	457.60
50100000	Labor Expense	PA	7000000120	11/2/2012	9,024.80
50100000	Labor Expense	PA	7000000120	11/2/2012	192.44
50100000	Labor Expense	PA	7000000120	11/2/2012	6,698.66
50100000	Labor Expense	PA	7000000120	11/2/2012	874.52
50100000	Labor Expense	PA	7000000120	11/2/2012	88.72
50100000	Labor Expense	PA	7000000120	11/2/2012	2,314.91
50100000	Labor Expense	PA	7000000120	11/2/2012	86.32
50100000	Labor Expense	PA	7000000120	11/2/2012	901.56
50100000	Labor Expense	PA	7000000120	11/2/2012	864.80
50100000	Labor Expense	PA	7000000120	11/2/2012	964.90
50100000	Labor Expense	PA	7000000120	11/2/2012	928.55
50100000	Labor Expense	PA	7000000120	11/2/2012	5,777.52
50100000	Labor Expense	PA	7000000120	11/2/2012	828.63
50100000	Labor Expense	PA	7000000120	11/2/2012	786.61
50100000	Labor Expense	PA	7000000120	11/2/2012	1,288.70
50100000	Labor Expense	PA	7000000120	11/2/2012	168.42
50100000	Labor Expense	PA	7000000120	11/2/2012	1,905.13
50100000	Labor Expense	PA	7000000120	11/2/2012	773.76
50100000	Labor Expense	PA	7000000120	11/2/2012	580.32
50100000	Labor Expense	PA	7000000120	11/2/2012	196.92
50100000	Labor Expense	PA	7000000120	11/2/2012	972.96
50100000	Labor Expense	PA	7000000120	11/2/2012	420.00
50100000	Labor Expense	PA	7000000120	11/2/2012	206.36
50100000	Labor Expense	PA	7000000120	11/2/2012	1,998.44
50100000	Labor Expense	PA	7000000120	11/2/2012	13,509.09



## Kentucky American Water Company

Case No. 2012-00520

Response to PSC DR1, Item 31

Account	Description	Doc Type	Document Number	Posting Date	Amount
50100000	Labor Expense	PA	7000000120	11/2/2012	10,353.14
50100000	Labor Expense	PA	7000000120	11/2/2012	2,595.44
50100000	Labor Expense	PA	7000000120	11/2/2012	1,026.60
50100000	Labor Expense	PA	7000000120	11/2/2012	182.00
50100000	Labor Expense	PA	7000000120	11/2/2012	802.20
50100000	Labor Expense	PA	7000000120	11/2/2012	641.76
50100000	Labor Expense	PA	7000000120	11/2/2012	481.32
50100000	Labor Expense	PA	7000000120	11/2/2012	224.86
50100000	Labor Expense	PA	7000000120	11/2/2012	446.48
50100000	Labor Expense	PA	7000000120	11/2/2012	61.62
50100000	Labor Expense	PA	7000000120	11/2/2012	499.44
50100000	Labor Expense	PA	7000000120	11/2/2012	786.24
50100000	Labor Expense	PA	7000000120	11/2/2012	228.90
50100000	Labor Expense	PA	7000000120	11/2/2012	228.90
50100000	Labor Expense	PA	7000000120	11/2/2012	550.03
50100000	Labor Expense	PA	7000000120	11/2/2012	359.70
50100000	Labor Expense	PA	7000000137	11/2/2012	980.00
50110000	Labor NS OT -Natural	PA	7000000120	11/2/2012	138.16
50110000	Labor NS OT -Natural	PA	7000000120	11/2/2012	1,137.10
50110000	Labor NS OT -Natural	PA	7000000120	11/2/2012	92.03
50110000	Labor NS OT -Natural	PA	7000000120	11/2/2012	996.85
50110000	Labor NS OT -Natural	PA	7000000120	11/2/2012	2,741.76
50110000	Labor NS OT -Natural	PA	7000000120	11/2/2012	34.62
50110000	Labor NS OT -Natural	PA	7000000120	11/2/2012	102.36
50110000	Labor NS OT -Natural	PA	7000000120	11/2/2012	916.88
50110000	Labor NS OT -Natural	PA	7000000120	11/2/2012	967.34
50110000	Labor NS OT -Natural	PA	7000000120	11/2/2012	70.87
50110000	Labor NS OT -Natural	PA	7000000120	11/2/2012	1,415.29
50110000	Labor NS OT -Natural	PA	7000000120	11/2/2012	1,555.48
50110000	Labor NS OT -Natural	PA	7000000120	11/2/2012	356.60
50110000	Labor NS OT -Natural	PA	7000000120	11/2/2012	88.59
50110000	Labor NS OT -Natural	PA	7000000120	11/2/2012	55.79
50110000	Labor NS OT -Natural	PA	7000000120	11/2/2012	464.26
50110000	Labor NS OT -Natural	PA	7000000120	11/2/2012	9,169.58
50110000	Labor NS OT -Natural	PA	7000000120	11/2/2012	375.04
50110000	Labor NS OT -Natural	PA	7000000120	11/2/2012	555.53
50110000	Labor NS OT -Natural	PA	7000000120	11/2/2012	275.24
50110000	Labor NS OT -Natural	PA	7000000120	11/2/2012	1,071.50
50110000	Labor NS OT -Natural	PA	7000000120	11/2/2012	300.54
50110000	Labor NS OT -Natural	PA	7000000120	11/2/2012	2,192.61
50110000	Labor NS OT -Natural	PA	7000000120	11/2/2012	953.96
50110000	Labor NS OT -Natural	PA	7000000120	11/2/2012	34.54
50110000	Labor NS OT -Natural	PA	7000000120	11/2/2012	64.74
50110000	Labor NS OT -Natural	PA	7000000120	11/2/2012	2,101.76
50110000	Labor NS OT -Natural	PA	7000000120	11/2/2012	18.13
50110000	Labor NS OT -Natural	PA	7000000120	11/2/2012	69.22
50110000	Labor NS OT -Natural	PA	7000000120	11/2/2012	289.17
50110000	Labor NS OT -Natural	PA	7000000120	11/2/2012	90.72
50110000	Labor NS OT -Natural	PA	7000000120	11/2/2012	3,400.67
50110000	Labor NS OT -Natural	PA	7000000120	11/2/2012	409.53
50110000	Labor NS OT -Natural	PA	7000000120	11/2/2012	414.76
50110000	Labor NS OT -Natural	PA	7000000120	11/2/2012	870.24
50120000	Labor OT - Natural	PA	7000000120	11/2/2012	8.96

## Kentucky American Water Company

Case No. 2012-00520

Response to PSC DR1, Item 31

Account	Description	Doc Type	Document Number	Posting Date	Amount
50421000	401k Expense	PA	7000000120	11/2/2012	39.26
50421000	401k Expense	PA	7000000120	11/2/2012	6.48
50421000	401k Expense	PA	7000000120	11/2/2012	25.92
50421000	401k Expense	PA	7000000120	11/2/2012	69.48
50421000	401k Expense	PA	7000000120	11/2/2012	217.40
50421000	401k Expense	PA	7000000120	11/2/2012	74.50
50421000	401k Expense	PA	7000000120	11/2/2012	6.74
50421000	401k Expense	PA	7000000120	11/2/2012	9.66
50421000	401k Expense	PA	7000000120	11/2/2012	383.58
50421000	401k Expense	PA	7000000120	11/2/2012	11.50
50421000	401k Expense	PA	7000000120	11/2/2012	6.48
50421000	401k Expense	PA	7000000120	11/2/2012	0.54
50421000	401k Expense	PA	7000000120	11/2/2012	4.59
50421000	401k Expense	PA	7000000120	11/2/2012	1.62
50421000	401k Expense	PA	7000000120	11/2/2012	17.57
50421000	401k Expense	PA	7000000120	11/2/2012	6.48
50421000	401k Expense	PA	7000000120	11/2/2012	21.60
50421000	401k Expense	PA	7000000120	11/2/2012	3.75
50421000	401k Expense	PA	7000000120	11/2/2012	3.51
50421000	401k Expense	PA	7000000120	11/2/2012	481.48
50421000	401k Expense	PA	7000000120	11/2/2012	382.86
50421000	401k Expense	PA	7000000120	11/2/2012	51.27
50421000	401k Expense	PA	7000000120	11/2/2012	132.81
50421000	401k Expense	PA	7000000120	11/2/2012	5.44
50421000	401k Expense	PA	7000000120	11/2/2012	2.94
50421000	401k Expense	PA	7000000120	11/2/2012	0.74
50421000	401k Expense	PA	7000000120	11/2/2012	14.26
50421000	401k Expense	PA	7000000120	11/2/2012	147.74
50421000	401k Expense	PA	7000000120	11/2/2012	53.32
50421000	401k Expense	PA	7000000120	11/2/2012	94.79
50421000	401k Expense	PA	7000000120	11/2/2012	126.90
50421000	401k Expense	PA	7000000120	11/2/2012	295.25
50421000	401k Expense	PA	7000000120	11/2/2012	68.04
50421000	401k Expense	PA	7000000120	11/2/2012	233.01
50421000	401k Expense	PA	7000000120	11/2/2012	1.29
50421000	401k Expense	PA	7000000120	11/2/2012	0.87
50421000	401k Expense	PA	7000000120	11/2/2012	1.72
50421000	401k Expense	PA	7000000120	11/2/2012	3.51
50421000	401k Expense	PA	7000000120	11/2/2012	5.35
50421000	401k Expense	PA	7000000120	11/2/2012	6.28
50421000	401k Expense	PA	7000000120	11/2/2012	24.44
50421000	401k Expense	PA	7000000120	11/2/2012	128.63
50421000	401k Expense	PA	7000000120	11/2/2012	676.90
50421000	401k Expense	PA	7000000120	11/2/2012	11.44
50421000	401k Expense	PA	7000000120	11/2/2012	256.30
50421000	401k Expense	PA	7000000120	11/2/2012	136.71
50421000	401k Expense	PA	7000000120	11/2/2012	4.81
50421000	401k Expense	PA	7000000120	11/2/2012	161.63
50421000	401k Expense	PA	7000000120	11/2/2012	57.77
50421000	401k Expense	PA	7000000120	11/2/2012	21.85
50421000	401k Expense	PA	7000000120	11/2/2012	36.06
50421000	401k Expense	PA	7000000120	11/2/2012	2.22
50421000	401k Expense	PA	7000000120	11/2/2012	106.26

## Kentucky American Water Company

Case No. 2012-00520

Response to PSC DR1, Item 31

Account	Description	Doc Type	Document Number	Posting Date	Amount
50421000	401k Expense	PA	7000000120	11/2/2012	325.81
50421000	401k Expense	PA	7000000120	11/2/2012	27.45
50421000	401k Expense	PA	7000000120	11/2/2012	82.29
50421000	401k Expense	PA	7000000120	11/2/2012	22.37
50421000	401k Expense	PA	7000000120	11/2/2012	94.80
50421000	401k Expense	PA	7000000120	11/2/2012	26.56
50421000	401k Expense	PA	7000000120	11/2/2012	0.45
50421000	401k Expense	PA	7000000120	11/2/2012	26.90
50421000	401k Expense	PA	7000000120	11/2/2012	19.36
50421000	401k Expense	PA	7000000120	11/2/2012	14.48
50421000	401k Expense	PA	7000000120	11/2/2012	27.93
50421000	401k Expense	PA	7000000120	11/2/2012	10.50
50421000	401k Expense	PA	7000000120	11/2/2012	14.44
50421000	401k Expense	PA	7000000120	11/2/2012	24.04
50421000	401k Expense	PA	7000000120	11/2/2012	19.26
50421000	401k Expense	PA	7000000120	11/2/2012	22.00
50421000	401k Expense	PA	7000000120	11/2/2012	12.43
50421000	401k Expense	PA	7000000120	11/2/2012	19.64
50421000	401k Expense	PA	7000000120	11/2/2012	6.15
50421000	401k Expense	PA	7000000120	11/2/2012	21.02
50421000	401k Expense	PA	7000000120	11/2/2012	9.15
50421000	401k Expense	PA	7000000120	11/2/2012	9.17
50421000	401k Expense	PA	7000000120	11/2/2012	14.39
50421000	401k Expense	PA	7000000137	11/2/2012	(7.14)
50421000	401k Expense	PA	7000000137	11/2/2012	7.14
50422000	DCP Expense	PA	7000000120	11/2/2012	159.71
50422000	DCP Expense	PA	7000000120	11/2/2012	51.51
50422000	DCP Expense	PA	7000000120	11/2/2012	500.29
50422000	DCP Expense	PA	7000000120	11/2/2012	97.94
50422000	DCP Expense	PA	7000000120	11/2/2012	651.59
50422000	DCP Expense	PA	7000000120	11/2/2012	21.36
50422000	DCP Expense	PA	7000000120	11/2/2012	289.66
50422000	DCP Expense	PA	7000000120	11/2/2012	6.87
50422000	DCP Expense	PA	7000000120	11/2/2012	8.85
50422000	DCP Expense	PA	7000000120	11/2/2012	311.22
50422000	DCP Expense	PA	7000000120	11/2/2012	586.84
50422000	DCP Expense	PA	7000000120	11/2/2012	19.02
50422000	DCP Expense	PA	7000000120	11/2/2012	4.92
50422000	DCP Expense	PA	7000000120	11/2/2012	11.19
50422000	DCP Expense	PA	7000000120	11/2/2012	76.68
50422000	DCP Expense	PA	7000000120	11/2/2012	4.60
50422000	DCP Expense	PA	7000000120	11/2/2012	241.31
50422000	DCP Expense	PA	7000000120	11/2/2012	34.93
50422000	DCP Expense	PA	7000000120	11/2/2012	3.86
50422000	DCP Expense	PA	7000000120	11/2/2012	0.97
50422000	DCP Expense	PA	7000000120	11/2/2012	6.83
50422000	DCP Expense	PA	7000000120	11/2/2012	26.16
50422000	DCP Expense	PA	7000000120	11/2/2012	63.20
50422000	DCP Expense	PA	7000000120	11/2/2012	204.89
50422000	DCP Expense	PA	7000000120	11/2/2012	125.42
50422000	DCP Expense	PA	7000000120	11/2/2012	9.92
50422000	DCP Expense	PA	7000000120	11/2/2012	75.85
50422000	DCP Expense	PA	7000000120	11/2/2012	360.70

## Kentucky American Water Company

Case No. 2012-00520

Response to PSC DR1, Item 31

Account	Description	Doc Type	Document Number	Posting Date	Amount
50422000	DCP Expense	PA	7000000120	11/2/2012	30.39
50422000	DCP Expense	PA	7000000120	11/2/2012	1,035.09
50422000	DCP Expense	PA	7000000120	11/2/2012	136.57
50422000	DCP Expense	PA	7000000120	11/2/2012	47.33
50422000	DCP Expense	PA	7000000120	11/2/2012	12.03
50422000	DCP Expense	PA	7000000120	11/2/2012	12.02
50422000	DCP Expense	PA	7000000120	11/2/2012	142.46
50422000	DCP Expense	PA	7000000120	11/2/2012	11.20
50422000	DCP Expense	PA	7000000120	11/2/2012	42.09
50422000	DCP Expense	PA	7000000120	11/2/2012	33.70
50422000	DCP Expense	PA	7000000120	11/2/2012	25.27
50422000	DCP Expense	PA	7000000120	11/2/2012	16.85
50422000	DCP Expense	PA	7000000120	11/2/2012	4.20
50422000	DCP Expense	PA	7000000120	11/2/2012	23.10
50422000	DCP Expense	PA	7000000120	11/2/2012	100.09
50422000	DCP Expense	PA	7000000120	11/2/2012	2.10
50422000	DCP Expense	PA	7000000120	11/2/2012	8.40
50422000	DCP Expense	PA	7000000120	11/2/2012	29.21
50422000	DCP Expense	PA	7000000120	11/2/2012	102.00
50422000	DCP Expense	PA	7000000120	11/2/2012	18.90
50422000	DCP Expense	PA	7000000120	11/2/2012	21.03
50422000	DCP Expense	PA	7000000120	11/2/2012	12.60
50422000	DCP Expense	PA	7000000120	11/2/2012	51.02
50422000	DCP Expense	PA	7000000120	11/2/2012	28.85
50422000	DCP Expense	PA	7000000120	11/2/2012	189.96
50422000	DCP Expense	PA	7000000120	11/2/2012	516.80
50422000	DCP Expense	PA	7000000120	11/2/2012	42.03
50422000	DCP Expense	PA	7000000120	11/2/2012	16.32
50422000	DCP Expense	PA	7000000120	11/2/2012	272.86
50422000	DCP Expense	PA	7000000120	11/2/2012	100.97
50422000	DCP Expense	PA	7000000120	11/2/2012	154.14
50422000	DCP Expense	PA	7000000120	11/2/2012	173.27
50422000	DCP Expense	PA	7000000120	11/2/2012	53.54
50422000	DCP Expense	PA	7000000120	11/2/2012	18.88
50451000	Employee Awards	KR	5000002663	11/2/2012	113.60
50451000	Employee Awards	KR	5000002663	11/2/2012	80.97
50451000	Employee Awards	KR	5000002663	11/2/2012	44.10
50550000	Group Insur Expense	PA	7000000120	11/2/2012	87.72
50550000	Group Insur Expense	PA	7000000120	11/2/2012	25.61
50550000	Group Insur Expense	PA	7000000120	11/2/2012	3,134.09
50550000	Group Insur Expense	PA	7000000120	11/2/2012	2,593.34
50550000	Group Insur Expense	PA	7000000120	11/2/2012	252.58
50550000	Group Insur Expense	PA	7000000120	11/2/2012	59.64
50550000	Group Insur Expense	PA	7000000120	11/2/2012	238.28
50550000	Group Insur Expense	PA	7000000120	11/2/2012	1,824.50
50550000	Group Insur Expense	PA	7000000120	11/2/2012	535.45
50550000	Group Insur Expense	PA	7000000120	11/2/2012	33.36
50550000	Group Insur Expense	PA	7000000120	11/2/2012	36.25
50550000	Group Insur Expense	PA	7000000120	11/2/2012	1,621.25
50550000	Group Insur Expense	PA	7000000120	11/2/2012	214.82
50550000	Group Insur Expense	PA	7000000120	11/2/2012	117.15
50550000	Group Insur Expense	PA	7000000120	11/2/2012	15.32
50550000	Group Insur Expense	PA	7000000120	11/2/2012	193.58

## Kentucky American Water Company

Case No. 2012-00520

Response to PSC DR1, Item 31

Account	Description	Doc Type	Document Number	Posting Date	Amount
50550000	Group Insur Expense	PA	7000000120	11/2/2012	56.90
50550000	Group Insur Expense	PA	7000000120	11/2/2012	621.46
50550000	Group Insur Expense	PA	7000000120	11/2/2012	553.66
50550000	Group Insur Expense	PA	7000000120	11/2/2012	169.75
50550000	Group Insur Expense	PA	7000000120	11/2/2012	18.09
50550000	Group Insur Expense	PA	7000000120	11/2/2012	557.59
50550000	Group Insur Expense	PA	7000000120	11/2/2012	140.06
50550000	Group Insur Expense	PA	7000000120	11/2/2012	5,906.16
50550000	Group Insur Expense	PA	7000000120	11/2/2012	5,036.06
50550000	Group Insur Expense	PA	7000000120	11/2/2012	375.65
50550000	Group Insur Expense	PA	7000000120	11/2/2012	76.75
50550000	Group Insur Expense	PA	7000000120	11/2/2012	76.79
50550000	Group Insur Expense	PA	7000000120	11/2/2012	5.56
50550000	Group Insur Expense	PA	7000000120	11/2/2012	22.22
50550000	Group Insur Expense	PA	7000000120	11/2/2012	84.44
50550000	Group Insur Expense	PA	7000000120	11/2/2012	865.78
50550000	Group Insur Expense	PA	7000000120	11/2/2012	289.38
50550000	Group Insur Expense	PA	7000000120	11/2/2012	59.15
50550000	Group Insur Expense	PA	7000000120	11/2/2012	47.90
50550000	Group Insur Expense	PA	7000000120	11/2/2012	105.98
50550000	Group Insur Expense	PA	7000000120	11/2/2012	489.00
50550000	Group Insur Expense	PA	7000000120	11/2/2012	59.38
50550000	Group Insur Expense	PA	7000000120	11/2/2012	1,011.65
50550000	Group Insur Expense	PA	7000000120	11/2/2012	1,649.39
50550000	Group Insur Expense	PA	7000000120	11/2/2012	8,583.32
50550000	Group Insur Expense	PA	7000000120	11/2/2012	82.87
50550000	Group Insur Expense	PA	7000000120	11/2/2012	1,919.60
50550000	Group Insur Expense	PA	7000000120	11/2/2012	30.12
50550000	Group Insur Expense	PA	7000000120	11/2/2012	1,504.95
50550000	Group Insur Expense	PA	7000000120	11/2/2012	982.93
50550000	Group Insur Expense	PA	7000000120	11/2/2012	543.82
50550000	Group Insur Expense	PA	7000000120	11/2/2012	1,366.55
50550000	Group Insur Expense	PA	7000000120	11/2/2012	473.85
50550000	Group Insur Expense	PA	7000000120	11/2/2012	173.05
50550000	Group Insur Expense	PA	7000000120	11/2/2012	19.67
50550000	Group Insur Expense	PA	7000000120	11/2/2012	500.44
50550000	Group Insur Expense	PA	7000000120	11/2/2012	27.03
50550000	Group Insur Expense	PA	7000000120	11/2/2012	211.23
50550000	Group Insur Expense	PA	7000000120	11/2/2012	3,184.45
50550000	Group Insur Expense	PA	7000000120	11/2/2012	234.53
50550000	Group Insur Expense	PA	7000000120	11/2/2012	1,298.17
50550000	Group Insur Expense	PA	7000000120	11/2/2012	246.72
50550000	Group Insur Expense	PA	7000000120	11/2/2012	287.52
50550000	Group Insur Expense	PA	7000000120	11/2/2012	236.92
50550000	Group Insur Expense	PA	7000000120	11/2/2012	177.77
50550000	Group Insur Expense	PA	7000000120	11/2/2012	275.94
50550000	Group Insur Expense	PA	7000000120	11/2/2012	621.17
50550000	Group Insur Expense	PA	7000000120	11/2/2012	118.55
50550000	Group Insur Expense	PA	7000000120	11/2/2012	47.81
50550000	Group Insur Expense	PA	7000000120	11/2/2012	224.04
50550000	Group Insur Expense	PA	7000000120	11/2/2012	539.10
50550000	Group Insur Expense	PA	7000000120	11/2/2012	44.52
50550000	Group Insur Expense	PA	7000000120	11/2/2012	244.45

Kentucky American Water Company  
Case No. 2012-00520  
Response to PSC DR1, Item 31

Account	Description	Doc Type	Document Number	Posting Date	Amount
50550000	Group Insur Expense	PA	7000000120	11/2/2012	2,008.19
50550000	Group Insur Expense	PA	7000000120	11/2/2012	1,588.74
50550000	Group Insur Expense	PA	7000000120	11/2/2012	141.96
50550000	Group Insur Expense	PA	7000000120	11/2/2012	104.38
50550000	Group Insur Expense	PA	7000000120	11/2/2012	56.14
50550000	Group Insur Expense	PA	7000000120	11/2/2012	44.92
50550000	Group Insur Expense	PA	7000000120	11/2/2012	33.70
50550000	Group Insur Expense	PA	7000000120	11/2/2012	317.52
50550000	Group Insur Expense	PA	7000000120	11/2/2012	30.47
50550000	Group Insur Expense	PA	7000000120	11/2/2012	19.43
50550000	Group Insur Expense	PA	7000000120	11/2/2012	97.47
50550000	Group Insur Expense	PA	7000000120	11/2/2012	516.76
50550000	Group Insur Expense	PA	7000000120	11/2/2012	19.42
50550000	Group Insur Expense	PA	7000000120	11/2/2012	37.27
50550000	Group Insur Expense	PA	7000000137	11/2/2012	(367.08)
50550000	Group Insur Expense	PA	7000000137	11/2/2012	367.08
52000000	M&S Expense (O&M)	WA	5000002679	11/2/2012	6,546.97
52000000	M&S Expense (O&M)	WA	5000002679	11/2/2012	7.11
52000000	M&S Expense (O&M)	WA	5000002679	11/2/2012	8.95
52000000	M&S Expense (O&M)	WA	5000002680	11/2/2012	10,792.20
52000000	M&S Expense (O&M)	WA	5000002680	11/2/2012	566.12
52000000	M&S Expense (O&M)	WA	5000002680	11/2/2012	3,711.27
52000000	M&S Expense (O&M)	WA	5000002681	11/2/2012	685.25
52000000	M&S Expense (O&M)	WA	5000002681	11/2/2012	81.33
52000000	M&S Expense (O&M)	WA	5000002681	11/2/2012	44.63
52000000	M&S Expense (O&M)	WA	5000002681	11/2/2012	150.76
52000000	M&S Expense (O&M)	WA	5000002681	11/2/2012	14.76
52000000	M&S Expense (O&M)	WA	5000002681	11/2/2012	16.06
52000000	M&S Expense (O&M)	WA	5000002681	11/2/2012	70.82
52000000	M&S Expense (O&M)	WA	5000002681	11/2/2012	56.61
52000000	M&S Expense (O&M)	WA	5000002681	11/2/2012	28.44
52000000	M&S Expense (O&M)	WA	5000002681	11/2/2012	44.82
52000000	M&S Expense (O&M)	ZI	9000001177	11/2/2012	402.65
52000000	M&S Expense (O&M)	ZI	9000001244	11/2/2012	54.03
52500000	Misc Expense (O&M)	WE	5000002674	11/2/2012	948.06
52500000	Misc Expense (O&M)	WE	5000002674	11/2/2012	792.03
52500000	Misc Expense (O&M)	WE	5000002675	11/2/2012	135.95
52500000	Misc Expense (O&M)	WE	5000002676	11/2/2012	1,127.84
52500000	Misc Expense (O&M)	WE	5000002677	11/2/2012	1,127.84
52534000	Employee Expenses	DR	4000003420	11/2/2012	(112.05)
52534000	Employee Expenses	DR	4000003420	11/2/2012	(96.54)
52534000	Employee Expenses	PA	7000000120	11/2/2012	31.00
52535000	Meals Deductible	KR	5000002663	11/2/2012	67.17
52554500	Lab Supplies	RE	5000002659	11/2/2012	16.91
52554500	Lab Supplies	RE	5000002660	11/2/2012	4.55
52554500	Lab Supplies	RE	5000002660	11/2/2012	16.23
52554500	Lab Supplies	RE	5000002661	11/2/2012	13.73
52554500	Lab Supplies	RE	5000002667	11/2/2012	3.27
52554500	Lab Supplies	RE	5000002667	11/2/2012	2.87
52554500	Lab Supplies	RE	5000002667	11/2/2012	3.53
52554500	Lab Supplies	RE	5000002667	11/2/2012	7.75
52554500	Lab Supplies	RE	5000002667	11/2/2012	9.00
52554500	Lab Supplies	RE	5000002667	11/2/2012	13.81

## Kentucky American Water Company

Case No. 2012-00520

Response to PSC DR1, Item 31

Account	Description	Doc Type	Document Number	Posting Date	Amount
52574000	Telephone	WE	5000002673	11/2/2012	5,671.50
52574000	Telephone	WE	5000002673	11/2/2012	648.00
52578000	Trash Removal	KR	5000002672	11/2/2012	118.03
52586000	PO Small Differences	RE	5000002667	11/2/2012	20.38
55000000	Transportation (O&M)	KR	5000002671	11/2/2012	689.38
55000000	Transportation (O&M)	KR	5000002671	11/2/2012	225.66
55000000	Transportation (O&M)	KR	5000002671	11/2/2012	10.05
57010000	Uncoll Accts Exp	ZA	9400001156	11/2/2012	(111.97)
57010000	Uncoll Accts Exp	ZA	9400001156	11/2/2012	(54.02)
68533000	FICA	PA	7000000120	11/2/2012	29.68
68533000	FICA	PA	7000000120	11/2/2012	11.61
68533000	FICA	PA	7000000120	11/2/2012	844.34
68533000	FICA	PA	7000000120	11/2/2012	955.34
68533000	FICA	PA	7000000120	11/2/2012	71.34
68533000	FICA	PA	7000000120	11/2/2012	18.98
68533000	FICA	PA	7000000120	11/2/2012	76.04
68533000	FICA	PA	7000000120	11/2/2012	616.48
68533000	FICA	PA	7000000120	11/2/2012	12.37
68533000	FICA	PA	7000000120	11/2/2012	9.45
68533000	FICA	PA	7000000120	11/2/2012	907.26
68533000	FICA	PA	7000000120	11/2/2012	53.38
68533000	FICA	PA	7000000120	11/2/2012	16.33
68533000	FICA	PA	7000000120	11/2/2012	225.68
68533000	FICA	PA	7000000120	11/2/2012	165.54
68533000	FICA	PA	7000000120	11/2/2012	63.65
68533000	FICA	PA	7000000120	11/2/2012	6.91
68533000	FICA	PA	7000000120	11/2/2012	220.50
68533000	FICA	PA	7000000120	11/2/2012	201.80
68533000	FICA	PA	7000000120	11/2/2012	39.13
68533000	FICA	PA	7000000120	11/2/2012	1,964.56
68533000	FICA	PA	7000000120	11/2/2012	1,671.95
68533000	FICA	PA	7000000120	11/2/2012	124.50
68533000	FICA	PA	7000000120	11/2/2012	57.52
68533000	FICA	PA	7000000120	11/2/2012	57.54
68533000	FICA	PA	7000000120	11/2/2012	5.26
68533000	FICA	PA	7000000120	11/2/2012	1.32
68533000	FICA	PA	7000000120	11/2/2012	35.96
68533000	FICA	PA	7000000120	11/2/2012	220.65
68533000	FICA	PA	7000000120	11/2/2012	487.71
68533000	FICA	PA	7000000120	11/2/2012	195.26
68533000	FICA	PA	7000000120	11/2/2012	12.28
68533000	FICA	PA	7000000120	11/2/2012	16.28
68533000	FICA	PA	7000000120	11/2/2012	42.89
68533000	FICA	PA	7000000120	11/2/2012	272.14
68533000	FICA	PA	7000000120	11/2/2012	15.00
68533000	FICA	PA	7000000120	11/2/2012	499.52
68533000	FICA	PA	7000000120	11/2/2012	588.30
68533000	FICA	PA	7000000120	11/2/2012	3,425.27
68533000	FICA	PA	7000000120	11/2/2012	34.35
68533000	FICA	PA	7000000120	11/2/2012	687.61
68533000	FICA	PA	7000000120	11/2/2012	13.94
68533000	FICA	PA	7000000120	11/2/2012	482.12
68533000	FICA	PA	7000000120	11/2/2012	258.02

## Kentucky American Water Company

Case No. 2012-00520

Response to PSC DR1, Item 31

Account	Description	Doc Type	Document Number	Posting Date	Amount
68533000	FICA	PA	7000000120	11/2/2012	80.64
68533000	FICA	PA	7000000120	11/2/2012	349.42
68533000	FICA	PA	7000000120	11/2/2012	123.96
68533000	FICA	PA	7000000120	11/2/2012	64.33
68533000	FICA	PA	7000000120	11/2/2012	6.50
68533000	FICA	PA	7000000120	11/2/2012	198.40
68533000	FICA	PA	7000000120	11/2/2012	6.21
68533000	FICA	PA	7000000120	11/2/2012	65.39
68533000	FICA	PA	7000000120	11/2/2012	800.49
68533000	FICA	PA	7000000120	11/2/2012	108.60
68533000	FICA	PA	7000000120	11/2/2012	36.45
68533000	FICA	PA	7000000120	11/2/2012	505.08
68533000	FICA	PA	7000000120	11/2/2012	64.69
68533000	FICA	PA	7000000120	11/2/2012	94.50
68533000	FICA	PA	7000000120	11/2/2012	142.08
68533000	FICA	PA	7000000120	11/2/2012	55.64
68533000	FICA	PA	7000000120	11/2/2012	41.71
68533000	FICA	PA	7000000120	11/2/2012	91.96
68533000	FICA	PA	7000000120	11/2/2012	320.99
68533000	FICA	PA	7000000120	11/2/2012	65.11
68533000	FICA	PA	7000000120	11/2/2012	16.96
68533000	FICA	PA	7000000120	11/2/2012	81.96
68533000	FICA	PA	7000000120	11/2/2012	23.88
68533000	FICA	PA	7000000120	11/2/2012	15.11
68533000	FICA	PA	7000000120	11/2/2012	36.80
68533000	FICA	PA	7000000120	11/2/2012	714.90
68533000	FICA	PA	7000000120	11/2/2012	447.84
68533000	FICA	PA	7000000120	11/2/2012	60.66
68533000	FICA	PA	7000000120	11/2/2012	43.05
68533000	FICA	PA	7000000120	11/2/2012	31.52
68533000	FICA	PA	7000000120	11/2/2012	48.54
68533000	FICA	PA	7000000120	11/2/2012	36.40
68533000	FICA	PA	7000000120	11/2/2012	4.47
68533000	FICA	PA	7000000120	11/2/2012	55.32
68533000	FICA	PA	7000000120	11/2/2012	27.11
68533000	FICA	PA	7000000120	11/2/2012	17.28
68533000	FICA	PA	7000000120	11/2/2012	17.25
68533000	FICA	PA	7000000120	11/2/2012	40.65
68533000	FICA	PA	7000000120	11/2/2012	12.52
68533000	FICA	PA	7000000137	11/2/2012	(16.26)
68533000	FICA	PA	7000000137	11/2/2012	16.26
68535000	SUTA	PA	7000000120	11/2/2012	2.35
68535000	SUTA	PA	7000000120	11/2/2012	3.54
68535000	SUTA	PA	7000000120	11/2/2012	2.36
68535000	SUTA	PA	7000000120	11/2/2012	3.43
68535000	SUTA	PA	7000000120	11/2/2012	0.99
68535000	SUTA	PA	7000000120	11/2/2012	6.36
68535000	SUTA	PA	7000000120	11/2/2012	11.40
68535000	SUTA	PA	7000000120	11/2/2012	15.22
68535000	SUTA	PA	7000000120	11/2/2012	3.10
72802000	CIAC Rcpt Svcs Clrg	DR	4000003429	11/2/2012	(3,536.00)
72802000	CIAC Rcpt Svcs Clrg	DR	4000003429	11/2/2012	(3,536.00)
72802000	CIAC Rcpt Svcs Clrg	DR	4000003437	11/2/2012	(2,242.00)



## Kentucky American Water Company

Case No. 2012-00520

Response to PSC DR1, Item 31

Account	Description	Doc Type	Document Number	Posting Date	Amount
72802000	CIAC Rcpt Svcs Clrg	DR	4000003442	11/2/2012	(3,406.00)
72802100	CIAC Rcpt Non-SrvClr	DR	4000003406	11/2/2012	(8,170.00)
52000000	M&S Expense (O&M)	KR	5000002685	11/3/2012	350.41
52000000	M&S Expense (O&M)	KR	5000002686	11/3/2012	679.12
52500000	Misc Expense (O&M)	KR	5000002683	11/3/2012	1,638.34
52500000	Misc Expense (O&M)	KR	5000002684	11/3/2012	3,841.70
52571100	Add'l Security Costs	KR	5000002687	11/3/2012	701.00
52571100	Add'l Security Costs	KR	5000002687	11/3/2012	175.25
52571100	Add'l Security Costs	KR	5000002687	11/3/2012	132.50
53150000	Contr Svc-Other	KG	5000002689	11/3/2012	(2,668.43)
55000000	Transportation (O&M)	KR	5000002688	11/3/2012	658.47
52562500	Overnight Shippng	KR	5000002690	11/4/2012	50.50
50450000	Other Welfare	ZI	9000001125	11/5/2012	75.00
50450000	Other Welfare	ZI	9000001126	11/5/2012	75.00
50450000	Other Welfare	ZI	9000001130	11/5/2012	125.00
50457000	Training	ZI	9000001129	11/5/2012	99.31
51800000	Chemicals	SN	100001671	11/5/2012	(1,310.90)
52000000	M&S Expense (O&M)	KR	5000002720	11/5/2012	762.38
52000000	M&S Expense (O&M)	WA	5000002721	11/5/2012	1,007.13
52000000	M&S Expense (O&M)	WA	5000002723	11/5/2012	(1,007.13)
52000000	M&S Expense (O&M)	WA	5000002724	11/5/2012	1,699.98
52000000	M&S Expense (O&M)	WA	5000002726	11/5/2012	2,948,564.08
52000000	M&S Expense (O&M)	WA	5000002730	11/5/2012	31,881.92
52000000	M&S Expense (O&M)	WA	5000002731	11/5/2012	(26.36)
52000000	M&S Expense (O&M)	WA	5000002732	11/5/2012	26.36
52000000	M&S Expense (O&M)	WA	5000002733	11/5/2012	1,027.80
52000000	M&S Expense (O&M)	WA	5000002733	11/5/2012	75.95
52000000	M&S Expense (O&M)	WA	5000002733	11/5/2012	216.64
52000000	M&S Expense (O&M)	WA	5000002733	11/5/2012	223.15
52000000	M&S Expense (O&M)	WA	5000002733	11/5/2012	406.65
52000000	M&S Expense (O&M)	WA	5000002734	11/5/2012	279.14
52000000	M&S Expense (O&M)	WA	5000002734	11/5/2012	10.45
52000000	M&S Expense (O&M)	WA	5000002734	11/5/2012	85.33
52000000	M&S Expense (O&M)	WA	5000002734	11/5/2012	44.63
52000000	M&S Expense (O&M)	WA	5000002734	11/5/2012	243.99
52000000	M&S Expense (O&M)	WA	5000002734	11/5/2012	35.37
52000000	M&S Expense (O&M)	WA	5000002734	11/5/2012	47.21
52000000	M&S Expense (O&M)	WA	5000002734	11/5/2012	14.76
52000000	M&S Expense (O&M)	WA	5000002734	11/5/2012	12.75
52000000	M&S Expense (O&M)	WA	5000002734	11/5/2012	11.97
52000000	M&S Expense (O&M)	WA	5000002734	11/5/2012	16.34
52000000	M&S Expense (O&M)	WA	5000002734	11/5/2012	89.64
52000000	M&S Expense (O&M)	WA	5000002734	11/5/2012	45.87
52000000	M&S Expense (O&M)	WA	5000002734	11/5/2012	306.76
52000000	M&S Expense (O&M)	WA	5000002734	11/5/2012	122.45
52000000	M&S Expense (O&M)	WA	5000002734	11/5/2012	1,354.14
52000000	M&S Expense (O&M)	WA	5000002734	11/5/2012	1,241.54
52000000	M&S Expense (O&M)	WA	5000002735	11/5/2012	(28.44)
52000000	M&S Expense (O&M)	WA	5000002735	11/5/2012	(104.50)
52000000	M&S Expense (O&M)	WA	5000002736	11/5/2012	31.80
52000000	M&S Expense (O&M)	WA	5000002736	11/5/2012	109.98
52000000	M&S Expense (O&M)	WA	5000002736	11/5/2012	837.20
52000000	M&S Expense (O&M)	WA	5000002736	11/5/2012	216.64

Kentucky American Water Company  
Case No. 2012-00520  
Response to PSC DR1, Item 31

Account	Description	Doc Type	Document Number	Posting Date	Amount
52000000	M&S Expense (O&M)	WA	5000002736	11/5/2012	513.90
52000000	M&S Expense (O&M)	WA	5000002736	11/5/2012	100.71
52000000	M&S Expense (O&M)	WA	5000002736	11/5/2012	94.45
52000000	M&S Expense (O&M)	WA	5000002736	11/5/2012	201.22
52000000	M&S Expense (O&M)	WA	5000002736	11/5/2012	36.36
52000000	M&S Expense (O&M)	WA	5000002736	11/5/2012	266.31
52000000	M&S Expense (O&M)	WA	5000002736	11/5/2012	575.45
52000000	M&S Expense (O&M)	WA	5000002736	11/5/2012	2,832.46
52000000	M&S Expense (O&M)	WA	5000002736	11/5/2012	757.78
52000000	M&S Expense (O&M)	WA	5000002736	11/5/2012	406.65
52000000	M&S Expense (O&M)	WA	5000002736	11/5/2012	223.15
52000000	M&S Expense (O&M)	WA	5000002736	11/5/2012	129.13
52000000	M&S Expense (O&M)	WA	5000002736	11/5/2012	71.06
52000000	M&S Expense (O&M)	WA	5000002736	11/5/2012	109.68
52000000	M&S Expense (O&M)	WA	5000002737	11/5/2012	(132.91)
52000000	M&S Expense (O&M)	ZI	9000001227	11/5/2012	15.90
52000000	M&S Expense (O&M)	ZI	9000001330	11/5/2012	10.57
52500000	Misc Expense (O&M)	WE	5000002704	11/5/2012	47.17
52500000	Misc Expense (O&M)	WE	5000002714	11/5/2012	31.01
52500000	Misc Expense (O&M)	ZI	9000001182	11/5/2012	229.03
52500000	Misc Expense (O&M)	ZI	9000001279	11/5/2012	63.60
52534000	Employee Expenses	ZI	9000001150	11/5/2012	9.00
52534000	Employee Expenses	ZI	9000001156	11/5/2012	449.74
52534000	Employee Expenses	ZI	9000001157	11/5/2012	33.00
52534000	Employee Expenses	ZI	9000001168	11/5/2012	166.45
52534000	Employee Expenses	ZI	9000001169	11/5/2012	150.45
52534000	Employee Expenses	ZI	9000001292	11/5/2012	242.60
52534000	Employee Expenses	ZI	9000001293	11/5/2012	7.00
52534200	Conferences & Reg	ZI	9000001205	11/5/2012	725.00
52534200	Conferences & Reg	ZI	9000001294	11/5/2012	179.00
52535000	Meals Deductible	ZI	9000001120	11/5/2012	14.70
52535000	Meals Deductible	ZI	9000001122	11/5/2012	24.03
52535000	Meals Deductible	ZI	9000001148	11/5/2012	1,148.83
52535000	Meals Deductible	ZI	9000001155	11/5/2012	4.32
52535000	Meals Deductible	ZI	9000001156	11/5/2012	25.55
52535000	Meals Deductible	ZI	9000001158	11/5/2012	4.15
52535000	Meals Deductible	ZI	9000001174	11/5/2012	52.57
52535000	Meals Deductible	ZI	9000001251	11/5/2012	37.23
52535000	Meals Deductible	ZI	9000001266	11/5/2012	29.50
52535000	Meals Deductible	ZI	9000001319	11/5/2012	6.14
52535000	Meals Deductible	ZI	9000001320	11/5/2012	19.94
52535000	Meals Deductible	ZI	9000001321	11/5/2012	12.57
52535000	Meals Deductible	ZI	9000001365	11/5/2012	29.37
52554500	Lab Supplies	WE	5000002725	11/5/2012	5.94
52554500	Lab Supplies	WE	5000002725	11/5/2012	188.26
52562000	Office Supplies	WE	5000002704	11/5/2012	8.37
52562000	Office Supplies	WE	5000002704	11/5/2012	15.64
52562000	Office Supplies	WE	5000002704	11/5/2012	12.19
52562000	Office Supplies	WE	5000002704	11/5/2012	24.70
52562000	Office Supplies	WE	5000002705	11/5/2012	18.66
52562000	Office Supplies	WE	5000002705	11/5/2012	331.37
52562000	Office Supplies	WE	5000002705	11/5/2012	320.07
52562000	Office Supplies	WE	5000002705	11/5/2012	320.07

## Kentucky American Water Company

Case No. 2012-00520

Response to PSC DR1, Item 31

Account	Description	Doc Type	Document Number	Posting Date	Amount
52562000	Office Supplies	WE	5000002705	11/5/2012	10.37
52562000	Office Supplies	WE	5000002705	11/5/2012	8.05
52562000	Office Supplies	WE	5000002705	11/5/2012	31.67
52562000	Office Supplies	WE	5000002705	11/5/2012	76.21
52562000	Office Supplies	WE	5000002705	11/5/2012	11.24
52562000	Office Supplies	WE	5000002705	11/5/2012	4.19
52562000	Office Supplies	WE	5000002705	11/5/2012	12.48
52562000	Office Supplies	WE	5000002705	11/5/2012	3.79
52562000	Office Supplies	WE	5000002705	11/5/2012	4.35
52562000	Office Supplies	WE	5000002705	11/5/2012	8.46
52562000	Office Supplies	WE	5000002707	11/5/2012	331.37
52562000	Office Supplies	WE	5000002707	11/5/2012	320.07
52562000	Office Supplies	WE	5000002707	11/5/2012	320.07
52562000	Office Supplies	WE	5000002707	11/5/2012	184.77
52562000	Office Supplies	WE	5000002707	11/5/2012	3.18
52562000	Office Supplies	WE	5000002708	11/5/2012	320.07
52562000	Office Supplies	WE	5000002708	11/5/2012	320.07
52562000	Office Supplies	WE	5000002708	11/5/2012	184.77
52562000	Office Supplies	WE	5000002708	11/5/2012	3.18
52562000	Office Supplies	WE	5000002709	11/5/2012	(320.07)
52562000	Office Supplies	WE	5000002709	11/5/2012	(320.07)
52562000	Office Supplies	WE	5000002709	11/5/2012	(184.77)
52562000	Office Supplies	WE	5000002709	11/5/2012	(3.18)
52562000	Office Supplies	WE	5000002713	11/5/2012	1.59
52562000	Office Supplies	WE	5000002713	11/5/2012	331.37
52562000	Office Supplies	WE	5000002713	11/5/2012	184.77
52562000	Office Supplies	WE	5000002714	11/5/2012	62.50
52562500	Overnight Shippng	KR	5000002698	11/5/2012	12.40
52571100	Add'l Security Costs	KG	5000002710	11/5/2012	(2,828.76)
52586000	PO Small Differences	RE	5000002718	11/5/2012	(5.32)
53110000	Contr Svc-Eng	SN	100001931	11/5/2012	(536.11)
53150000	Contr Svc-Other	SN	100001671	11/5/2012	(10,485.06)
53150000	Contr Svc-Other	SN	100001671	11/5/2012	(506.19)
53150000	Contr Svc-Other	SN	100001671	11/5/2012	(1,353.42)
53150000	Contr Svc-Other	SN	100001685	11/5/2012	(1,669.26)
53150000	Contr Svc-Other	SN	100001685	11/5/2012	(12.90)
53150000	Contr Svc-Other	SN	100001685	11/5/2012	(1,034.58)
53150000	Contr Svc-Other	SN	100001685	11/5/2012	(10.32)
53150000	Contr Svc-Other	WE	5000002691	11/5/2012	7,000.00
53150000	Contr Svc-Other	KR	5000002692	11/5/2012	2,681.21
53150000	Contr Svc-Other	KR	5000002699	11/5/2012	29,490.26
53150000	Contr Svc-Other	KR	5000002699	11/5/2012	227.90
53150000	Contr Svc-Other	KR	5000002700	11/5/2012	18,277.58
53150000	Contr Svc-Other	KR	5000002700	11/5/2012	182.32
53150000	Contr Svc-Other	KR	5000002701	11/5/2012	13,240.99
53150000	Contr Svc-Other	KR	5000002701	11/5/2012	113.95
53150000	Contr Svc-Other	RE	5000002727	11/5/2012	978.50
53150000	Contr Svc-Other	KR	5000002728	11/5/2012	6,663.11
53150000	Contr Svc-Other	WE	5000003129	11/5/2012	(7,000.00)
53150000	Contr Svc-Other	WE	5000003130	11/5/2012	4,967.83
53150000	Contr Svc-Other	WE	5000003132	11/5/2012	(4,967.83)
53150000	Contr Svc-Other	WE	5000003133	11/5/2012	4,967.83
53150000	Contr Svc-Other	WE	5000003134	11/5/2012	(4,967.83)

## Kentucky American Water Company

Case No. 2012-00520

Response to PSC DR1, Item 31

Account	Description	Doc Type	Document Number	Posting Date	Amount
53150000	Contr Svc-Other	WE	5000003135	11/5/2012	4,967.83
54140000	Rents-Equip	KR	5000002711	11/5/2012	607.63
54140000	Rents-Equip	KR	5000002712	11/5/2012	256.74
55000000	Transportation (O&M)	WE	5000002706	11/5/2012	33,920.00
55000000	Transportation (O&M)	WE	5000002706	11/5/2012	15,900.00
55000000	Transportation (O&M)	WE	5000002706	11/5/2012	2,332.00
55000000	Transportation (O&M)	ZI	9000001121	11/5/2012	55.25
57010000	Uncoll Accts Exp	ZA	9400001216	11/5/2012	(254.57)
72802100	CIAC Rcpt Non-SrvClr	DR	4000003523	11/5/2012	(817.00)
72802100	CIAC Rcpt Non-SrvClr	DR	4000003529	11/5/2012	(1,634.00)
72802100	CIAC Rcpt Non-SrvClr	DR	4000003530	11/5/2012	(817.00)
40111000	Res Sales Billed	ZA	9400001217	11/6/2012	(8,554.19)
40111000	Res Sales Billed	ZA	9400001217	11/6/2012	(12,534.81)
40111000	Res Sales Billed	ZA	9400001217	11/6/2012	(4.15)
40111000	Res Sales Billed	ZA	9400001217	11/6/2012	(355,172.12)
40121000	Com Sales Billed	ZA	9400001217	11/6/2012	(225.46)
40121000	Com Sales Billed	ZA	9400001217	11/6/2012	(6,830.44)
40121000	Com Sales Billed	ZA	9400001217	11/6/2012	(201,509.02)
40131000	Ind Sales Billed	ZA	9400001217	11/6/2012	(1,445.14)
40131000	Ind Sales Billed	ZA	9400001217	11/6/2012	(39,487.04)
40141000	Publ Fire Billed	ZA	9400001217	11/6/2012	(280,848.48)
40145000	Priv Fire Billed	ZA	9400001217	11/6/2012	(99,345.02)
40151000	Publ Auth Billed	ZA	9400001217	11/6/2012	(214.35)
40151000	Publ Auth Billed	ZA	9400001217	11/6/2012	(149,005.15)
40161000	Sls/Rsle Billed	ZA	9400001217	11/6/2012	(50,425.51)
40171000	Misc Sales Billed	ZA	9400001217	11/6/2012	6.00
40171000	Misc Sales Billed	ZA	9400001217	11/6/2012	9.91
40211000	Dom WW Svc Billed	ZA	9400001217	11/6/2012	(13,214.11)
40221000	Com WW Svc Billed	ZA	9400001217	11/6/2012	(6,877.14)
40251000	PubAuth WW Billed	ZA	9400001217	11/6/2012	(234.70)
40310400	OthRev-NSF Ck Chrg	ZA	9400001217	11/6/2012	(120.00)
40310500	OthRev-Appl/InitFee	ZA	9400001217	11/6/2012	(156.00)
40310500	OthRev-Appl/InitFee	ZA	9400001217	11/6/2012	(78.00)
40310500	OthRev-Appl/InitFee	ZA	9400001217	11/6/2012	(156.00)
40310500	OthRev-Appl/InitFee	ZA	9400001217	11/6/2012	(6,500.00)
40310700	OthRev-Reconnct Fee	ZA	9400001217	11/6/2012	(1,092.00)
40310700	OthRev-Reconnct Fee	ZA	9400001217	11/6/2012	(104.00)
40310700	OthRev-Reconnct Fee	ZA	9400001217	11/6/2012	(364.00)
51010000	Purchased Water	KR	5000002742	11/6/2012	32.87
51010000	Purchased Water	KR	5000002760	11/6/2012	11,991.15
51110000	Waste Disposal	ZN	5000002747	11/6/2012	1,056.30
51110000	Waste Disposal	ZN	5000002757	11/6/2012	957.67
51510000	Purchased Power	ZN	5000002747	11/6/2012	163,770.42
51510000	Purchased Power	ZN	5000002747	11/6/2012	2,990.96
51510000	Purchased Power	ZN	5000002757	11/6/2012	868.01
51510000	Purchased Power	ZN	5000002757	11/6/2012	3,520.95
52000000	M&S Expense (O&M)	WA	5000002738	11/6/2012	1,292.40
52000000	M&S Expense (O&M)	KR	5000002739	11/6/2012	887.20
52000000	M&S Expense (O&M)	WA	5000002745	11/6/2012	144.43
52000000	M&S Expense (O&M)	WA	5000002745	11/6/2012	28.44
52000000	M&S Expense (O&M)	WA	5000002745	11/6/2012	44.82
52000000	M&S Expense (O&M)	WA	5000002745	11/6/2012	149.96
52000000	M&S Expense (O&M)	WA	5000002745	11/6/2012	340.00

Kentucky American Water Company  
Case No. 2012-00520  
Response to PSC DR1, Item 31

Account	Description	Doc Type	Document Number	Posting Date	Amount
52000000	M&S Expense (O&M)	WA	5000002745	11/6/2012	68.90
52000000	M&S Expense (O&M)	WA	5000002745	11/6/2012	117.61
52000000	M&S Expense (O&M)	WA	5000002745	11/6/2012	837.20
52000000	M&S Expense (O&M)	WA	5000002745	11/6/2012	532.62
52000000	M&S Expense (O&M)	WA	5000002745	11/6/2012	446.08
52000000	M&S Expense (O&M)	WA	5000002745	11/6/2012	504.95
52000000	M&S Expense (O&M)	WA	5000002745	11/6/2012	406.65
52000000	M&S Expense (O&M)	WA	5000002745	11/6/2012	223.15
52000000	M&S Expense (O&M)	WA	5000002745	11/6/2012	201.22
52000000	M&S Expense (O&M)	WA	5000002745	11/6/2012	770.85
52000000	M&S Expense (O&M)	WA	5000002745	11/6/2012	734.57
52000000	M&S Expense (O&M)	WA	5000002745	11/6/2012	150.76
52000000	M&S Expense (O&M)	WA	5000002745	11/6/2012	378.89
52000000	M&S Expense (O&M)	WA	5000002745	11/6/2012	575.45
52000000	M&S Expense (O&M)	WA	5000002745	11/6/2012	122.08
52000000	M&S Expense (O&M)	WA	5000002748	11/6/2012	34.98
52000000	M&S Expense (O&M)	ZI	9000001135	11/6/2012	6.88
52532000	Electricity	ZN	5000002747	11/6/2012	33.07
52532000	Electricity	ZN	5000002747	11/6/2012	5,247.48
52532000	Electricity	ZN	5000002747	11/6/2012	27.68
52532000	Electricity	ZN	5000002747	11/6/2012	984.05
52532000	Electricity	ZN	5000002747	11/6/2012	25.05
52532000	Electricity	ZN	5000002757	11/6/2012	20.08
52532000	Electricity	ZN	5000002757	11/6/2012	20.17
52534000	Employee Expenses	ZI	9000001166	11/6/2012	652.15
52535000	Meals Deductible	ZI	9000001134	11/6/2012	13.66
52535000	Meals Deductible	ZI	9000001137	11/6/2012	6.86
52535000	Meals Deductible	ZI	9000001151	11/6/2012	6.20
52535000	Meals Deductible	ZI	9000001152	11/6/2012	21.09
52535000	Meals Deductible	ZI	9000001153	11/6/2012	15.77
52535000	Meals Deductible	ZI	9000001154	11/6/2012	22.29
52535000	Meals Deductible	ZI	9000001163	11/6/2012	26.22
52535000	Meals Deductible	ZI	9000001164	11/6/2012	7.82
52535000	Meals Deductible	ZI	9000001165	11/6/2012	9.97
52546000	Grounds Keeping	KR	5000002764	11/6/2012	53.00
52546000	Grounds Keeping	KR	5000002765	11/6/2012	53.00
52548000	Heating Oil/Gas	ZN	5000002747	11/6/2012	277.84
52548000	Heating Oil/Gas	ZN	5000002747	11/6/2012	426.00
52548000	Heating Oil/Gas	ZN	5000002747	11/6/2012	71.70
52562000	Office Supplies	KR	5000002743	11/6/2012	223.72
52562000	Office Supplies	KG	5000002744	11/6/2012	(17.90)
52562500	Overnight Shippng	KR	5000002749	11/6/2012	4.83
52574000	Telephone	ZC	9400001215	11/6/2012	16.35
52574000	Telephone	ZC	9400001215	11/6/2012	53.77
52574000	Telephone	ZC	9400001215	11/6/2012	122.50
52574000	Telephone	ZC	9400001215	11/6/2012	152.51
52574000	Telephone	ZC	9400001215	11/6/2012	236.25
52574000	Telephone	ZC	9400001215	11/6/2012	284.63
52574000	Telephone	ZC	9400001215	11/6/2012	288.57
52574000	Telephone	ZC	9400001215	11/6/2012	472.50
52574000	Telephone	ZC	9400001215	11/6/2012	956.10
52574100	Cell Phone	ZC	9400001215	11/6/2012	59.60
52574100	Cell Phone	ZC	9400001215	11/6/2012	65.66

## Kentucky American Water Company

Case No. 2012-00520

Response to PSC DR1, Item 31

Account	Description	Doc Type	Document Number	Posting Date	Amount
52574100	Cell Phone	ZC	9400001215	11/6/2012	67.36
52574100	Cell Phone	ZC	9400001215	11/6/2012	68.87
52574100	Cell Phone	ZC	9400001215	11/6/2012	71.19
52574100	Cell Phone	ZC	9400001215	11/6/2012	100.41
52574100	Cell Phone	ZC	9400001215	11/6/2012	129.40
52574100	Cell Phone	ZC	9400001215	11/6/2012	281.06
52574100	Cell Phone	ZC	9400001215	11/6/2012	283.03
52574100	Cell Phone	ZC	9400001215	11/6/2012	534.67
52574100	Cell Phone	ZC	9400001215	11/6/2012	816.58
52574100	Cell Phone	ZC	9400001215	11/6/2012	1,281.47
52574100	Cell Phone	ZC	9400001215	11/6/2012	2,234.26
52583000	Water & WW	KG	5000002758	11/6/2012	(5,309.47)
52583000	Water & WW	KR	5000002759	11/6/2012	5,309.47
53150000	Contr Svc-Other	KR	5000002755	11/6/2012	151.13
53150000	Contr Svc-Other	KR	5000002756	11/6/2012	110.69
53150000	Contr Svc-Other	KR	5000002761	11/6/2012	415.52
53150000	Contr Svc-Other	KR	5000002762	11/6/2012	118.72
53150000	Contr Svc-Other	KR	5000002763	11/6/2012	460.04
53150000	Contr Svc-Other	KR	5000002766	11/6/2012	163.78
53152000	Contr Svc-Lab Testng	KR	5000002740	11/6/2012	148.40
53152000	Contr Svc-Lab Testng	KR	5000002741	11/6/2012	135.68
57010000	Uncoll Accts Exp	ZA	9400001217	11/6/2012	(1,288.75)
72802100	CIAC Rcpt Non-SrvClr	DR	4000003582	11/6/2012	(1,634.00)
40111000	Res Sales Billed	ZA	9400001218	11/7/2012	(152,655.36)
40111000	Res Sales Billed	ZA	9400001218	11/7/2012	(33,054.42)
40111000	Res Sales Billed	ZA	9400001218	11/7/2012	(9.32)
40121000	Com Sales Billed	ZA	9400001218	11/7/2012	(280,285.47)
40121000	Com Sales Billed	ZA	9400001218	11/7/2012	(1,068.05)
40131000	Ind Sales Billed	ZA	9400001218	11/7/2012	(10,295.18)
40145000	Priv Fire Billed	ZA	9400001218	11/7/2012	(5,861.07)
40151000	Publ Auth Billed	ZA	9400001218	11/7/2012	(72,669.90)
40151000	Publ Auth Billed	ZA	9400001218	11/7/2012	(1,596.81)
40161000	Sls/Rsle Billed	ZA	9400001218	11/7/2012	(111,930.49)
40221000	Com WW Svc Billed	ZA	9400001218	11/7/2012	(1,082.10)
40251000	PubAuth WW Billed	ZA	9400001218	11/7/2012	(569.33)
40310400	OthRev-NSF Ck Chrg	ZA	9400001218	11/7/2012	(120.00)
40310400	OthRev-NSF Ck Chrg	ZA	9400001218	11/7/2012	(12.00)
40310500	OthRev-Appl/InitFee	ZA	9400001218	11/7/2012	(416.00)
40310500	OthRev-Appl/InitFee	ZA	9400001218	11/7/2012	(1,846.00)
40310700	OthRev-Reconnct Fee	ZA	9400001218	11/7/2012	(312.00)
40310700	OthRev-Reconnct Fee	ZA	9400001218	11/7/2012	(234.00)
51510000	Purchased Power	ZN	5000002772	11/7/2012	719.93
51510000	Purchased Power	ZN	5000002772	11/7/2012	3,044.70
51510000	Purchased Power	ZN	5000002772	11/7/2012	24.44
52000000	M&S Expense (O&M)	KR	5000002768	11/7/2012	1,648.67
52000000	M&S Expense (O&M)	KR	5000002768	11/7/2012	44.52
52000000	M&S Expense (O&M)	KR	5000002783	11/7/2012	211.27
52000000	M&S Expense (O&M)	KR	5000002818	11/7/2012	453.20
52000000	M&S Expense (O&M)	KR	5000002820	11/7/2012	477.21
52000000	M&S Expense (O&M)	ZI	9000001206	11/7/2012	1,328.64
52000000	M&S Expense (O&M)	ZI	9000001337	11/7/2012	21.19
52000000	M&S Expense (O&M)	ZI	9000001379	11/7/2012	472.80
52000000	M&S Expense (O&M)	ZI	9000001383	11/7/2012	290.21

Kentucky American Water Company  
Case No. 2012-00520  
Response to PSC DR1, Item 31

Account	Description	Doc Type	Document Number	Posting Date	Amount
52500000	Misc Expense (O&M)	WE	5000002779	11/7/2012	10,976.57
52500000	Misc Expense (O&M)	KR	5000002797	11/7/2012	37.10
52500000	Misc Expense (O&M)	KR	5000002852	11/7/2012	175.64
52514500	Charitb Don-H/Ed/En	ZF	5000002781	11/7/2012	100.00
52514600	Charitb Don-Commnty	ZF	5000002780	11/7/2012	2,500.00
52514600	Charitb Don-Commnty	ZF	5000002784	11/7/2012	500.00
52514600	Charitb Don-Commnty	ZF	5000002785	11/7/2012	500.00
52514600	Charitb Don-Commnty	ZF	5000002786	11/7/2012	500.00
52514600	Charitb Don-Commnty	ZF	5000002787	11/7/2012	500.00
52514600	Charitb Don-Commnty	ZF	5000002788	11/7/2012	500.00
52514600	Charitb Don-Commnty	ZF	5000002789	11/7/2012	500.00
52514600	Charitb Don-Commnty	ZF	5000002790	11/7/2012	500.00
52514600	Charitb Don-Commnty	ZF	5000002823	11/7/2012	2,250.00
52514600	Charitb Don-Commnty	ZF	5000002824	11/7/2012	500.00
52514600	Charitb Don-Commnty	ZF	5000002827	11/7/2012	300.00
52514700	Community Partnrshps	ZF	5000002825	11/7/2012	2,500.00
52514700	Community Partnrshps	ZF	5000002826	11/7/2012	3,000.00
52514905	Cust Edu Comm-Printd	KR	5000002798	11/7/2012	2,453.90
52514906	Cust Edu-Bill Insert	KR	5000002782	11/7/2012	4,574.36
52515000	Commun Relations-E	ZF	5000002773	11/7/2012	400.00
52515000	Commun Relations-E	KR	5000002795	11/7/2012	2,451.78
52520000	Collection Agencies	SN	100001870	11/7/2012	(160.94)
52520000	Collection Agencies	KR	5000002851	11/7/2012	2,735.96
52532000	Electricity	ZN	5000002772	11/7/2012	11.24
52532000	Electricity	ZN	5000002772	11/7/2012	27.50
52532000	Electricity	ZN	5000002772	11/7/2012	631.95
52532000	Electricity	ZN	5000002772	11/7/2012	33.00
52535000	Meals Deductible	ZI	9000001346	11/7/2012	29.09
52548000	Heating Oil/Gas	ZN	5000002772	11/7/2012	29.08
52550000	Janitorial	KR	5000002769	11/7/2012	551.28
52550000	Janitorial	ZI	9000001327	11/7/2012	4.27
52562000	Office Supplies	WE	5000002821	11/7/2012	12.85
52562000	Office Supplies	WE	5000002821	11/7/2012	13.61
52562000	Office Supplies	WE	5000002821	11/7/2012	8.27
52562000	Office Supplies	WE	5000002821	11/7/2012	7.19
52562000	Office Supplies	WE	5000002821	11/7/2012	53.00
52579000	Trustee Fees	KR	5000002771	11/7/2012	37.56
52579000	Trustee Fees	KR	5000002771	11/7/2012	12.10
52582000	Uniforms	ZI	9000001327	11/7/2012	49.32
52582000	Uniforms	ZI	9000001327	11/7/2012	4.81
52582000	Uniforms	ZI	9000001327	11/7/2012	59.98
52582000	Uniforms	ZI	9000001377	11/7/2012	317.98
53150000	Contr Svc-Other	SN	100001870	11/7/2012	(371.11)
53150000	Contr Svc-Other	KR	5000002776	11/7/2012	5,351.08
53150000	Contr Svc-Other	WE	5000002777	11/7/2012	6,211.50
53150000	Contr Svc-Other	WE	5000002778	11/7/2012	15,883.75
53150000	Contr Svc-Other	RE	5000002791	11/7/2012	13.44
53150000	Contr Svc-Other	WE	5000002792	11/7/2012	(36,267.50)
53150000	Contr Svc-Other	WE	5000002793	11/7/2012	0.01
53150000	Contr Svc-Other	WE	5000002794	11/7/2012	(0.01)
53150000	Contr Svc-Other	WE	5000002796	11/7/2012	0.01
53150000	Contr Svc-Other	WE	5000002799	11/7/2012	(13,509.00)
53150000	Contr Svc-Other	WE	5000002800	11/7/2012	0.01

## Kentucky American Water Company

Case No. 2012-00520

Response to PSC DR1, Item 31

Account	Description	Doc Type	Document Number	Posting Date	Amount
53150000	Contr Svc-Other	WE	5000002801	11/7/2012	(3,830.00)
53150000	Contr Svc-Other	WE	5000002802	11/7/2012	0.01
53150000	Contr Svc-Other	WE	5000002803	11/7/2012	(2,550.00)
53150000	Contr Svc-Other	WE	5000002804	11/7/2012	0.01
53150000	Contr Svc-Other	WE	5000002805	11/7/2012	(3,400.00)
53150000	Contr Svc-Other	WE	5000002806	11/7/2012	0.01
53150000	Contr Svc-Other	WE	5000002807	11/7/2012	(105.00)
53150000	Contr Svc-Other	WE	5000002808	11/7/2012	0.01
53150000	Contr Svc-Other	WE	5000002809	11/7/2012	(210.00)
53150000	Contr Svc-Other	WE	5000002810	11/7/2012	0.01
53150000	Contr Svc-Other	WE	5000002811	11/7/2012	(1,005.00)
53150000	Contr Svc-Other	WE	5000002812	11/7/2012	0.01
53150000	Contr Svc-Other	WE	5000002813	11/7/2012	(2,550.00)
53150000	Contr Svc-Other	WE	5000002814	11/7/2012	0.01
53150000	Contr Svc-Other	WE	5000002815	11/7/2012	(1,275.00)
53150000	Contr Svc-Other	WE	5000002816	11/7/2012	0.01
53150000	Contr Svc-Other	WE	5000002828	11/7/2012	(0.01)
53150000	Contr Svc-Other	WE	5000002829	11/7/2012	36,267.50
53150000	Contr Svc-Other	WE	5000002830	11/7/2012	(36,267.50)
53150000	Contr Svc-Other	WE	5000002831	11/7/2012	13,509.00
53150000	Contr Svc-Other	WE	5000002832	11/7/2012	(0.01)
53150000	Contr Svc-Other	WE	5000002833	11/7/2012	36,267.50
53150000	Contr Svc-Other	WE	5000002834	11/7/2012	(0.01)
53150000	Contr Svc-Other	WE	5000002835	11/7/2012	3,830.00
53150000	Contr Svc-Other	WE	5000002836	11/7/2012	(0.01)
53150000	Contr Svc-Other	WE	5000002837	11/7/2012	2,550.00
53150000	Contr Svc-Other	WE	5000002838	11/7/2012	(0.01)
53150000	Contr Svc-Other	WE	5000002839	11/7/2012	3,400.00
53150000	Contr Svc-Other	WE	5000002841	11/7/2012	(0.01)
53150000	Contr Svc-Other	WE	5000002842	11/7/2012	105.00
53150000	Contr Svc-Other	WE	5000002843	11/7/2012	(0.01)
53150000	Contr Svc-Other	WE	5000002844	11/7/2012	210.00
53150000	Contr Svc-Other	WE	5000002845	11/7/2012	(0.01)
53150000	Contr Svc-Other	WE	5000002846	11/7/2012	1,005.00
53150000	Contr Svc-Other	WE	5000002847	11/7/2012	(0.01)
53150000	Contr Svc-Other	WE	5000002848	11/7/2012	2,550.00
53150000	Contr Svc-Other	WE	5000002849	11/7/2012	(0.01)
53150000	Contr Svc-Other	WE	5000002850	11/7/2012	1,275.00
53150000	Contr Svc-Other	KR	5000002853	11/7/2012	2,623.50
53150000	Contr Svc-Other	KR	5000002853	11/7/2012	514.10
53150000	Contr Svc-Other	KR	5000002854	11/7/2012	90.10
53150000	Contr Svc-Other	KR	5000002855	11/7/2012	83.45
53150000	Contr Svc-Other	KR	5000002856	11/7/2012	113.00
53150000	Contr Svc-Other	KR	5000002857	11/7/2012	117.58
53150000	Contr Svc-Other	KR	5000002858	11/7/2012	112.28
53150000	Contr Svc-Other	KR	5000002859	11/7/2012	114.66
53152000	Contr Svc-Lab Testng	KR	5000002774	11/7/2012	177.02
53152000	Contr Svc-Lab Testng	KR	5000002775	11/7/2012	135.68
53152000	Contr Svc-Lab Testng	KR	5000002819	11/7/2012	177.02
55000000	Transportation (O&M)	SA	100001676	11/7/2012	(294.96)
57010000	Uncoll Accts Exp	ZA	9400001218	11/7/2012	(426.51)
72802100	CIAC Rcpt Non-SrvClr	DR	4000003611	11/7/2012	(13,864.00)
72802100	CIAC Rcpt Non-SrvClr	DR	4000003617	11/7/2012	(817.00)



## Kentucky American Water Company

Case No. 2012-00520

Response to PSC DR1, Item 31

Account	Description	Doc Type	Document Number	Posting Date	Amount
40111000	Res Sales Billed	ZA	9400001219	11/8/2012	(9,569.22)
40111000	Res Sales Billed	ZA	9400001219	11/8/2012	(12,907.48)
40111000	Res Sales Billed	ZA	9400001219	11/8/2012	(200,094.71)
40121000	Com Sales Billed	ZA	9400001219	11/8/2012	(39.22)
40121000	Com Sales Billed	ZA	9400001219	11/8/2012	(522.95)
40121000	Com Sales Billed	ZA	9400001219	11/8/2012	(76,554.03)
40131000	Ind Sales Billed	ZA	9400001219	11/8/2012	(115,453.00)
40145000	Priv Fire Billed	ZA	9400001219	11/8/2012	(3,220.16)
40151000	Publ Auth Billed	ZA	9400001219	11/8/2012	(224,615.73)
40151000	Publ Auth Billed	ZA	9400001219	11/8/2012	(24.82)
40151000	Publ Auth Billed	ZA	9400001219	11/8/2012	(89.65)
40161000	Sls/Rsle Billed	ZA	9400001219	11/8/2012	(188.01)
40211000	Dom WW Svc Billed	ZA	9400001219	11/8/2012	(48.99)
40310400	OthRev-NSF Ck Chrg	ZA	9400001219	11/8/2012	(120.00)
40310500	OthRev-Appl/InitFee	ZA	9400001219	11/8/2012	(26.00)
40310500	OthRev-Appl/InitFee	ZA	9400001219	11/8/2012	(26.00)
40310500	OthRev-Appl/InitFee	ZA	9400001219	11/8/2012	(156.00)
40310500	OthRev-Appl/InitFee	ZA	9400001219	11/8/2012	(3,770.00)
40310700	OthRev-Reconnct Fee	ZA	9400001219	11/8/2012	(520.00)
40310700	OthRev-Reconnct Fee	ZA	9400001219	11/8/2012	(26.00)
40310700	OthRev-Reconnct Fee	ZA	9400001219	11/8/2012	(104.00)
51510000	Purchased Power	ZN	5000002875	11/8/2012	17,360.46
52000000	M&S Expense (O&M)	KR	5000002880	11/8/2012	1,163.88
52000000	M&S Expense (O&M)	KR	5000002880	11/8/2012	1,163.88
52000000	M&S Expense (O&M)	ZI	9000001180	11/8/2012	109.91
52000000	M&S Expense (O&M)	ZI	9000001338	11/8/2012	35.62
52500000	Misc Expense (O&M)	ZF	5000002864	11/8/2012	123.92
52532000	Electricity	ZN	5000002875	11/8/2012	11.24
52532000	Electricity	ZN	5000002875	11/8/2012	34.99
52535000	Meals Deductible	ZI	9000001160	11/8/2012	15.00
52535000	Meals Deductible	ZI	9000001391	11/8/2012	7.31
52549500	Inv Phys W/O Scrap	WI	5000002916	11/8/2012	38.52
52549500	Inv Phys W/O Scrap	WI	5000002916	11/8/2012	(37.21)
52549500	Inv Phys W/O Scrap	WI	5000002916	11/8/2012	(178.30)
52549500	Inv Phys W/O Scrap	WI	5000002917	11/8/2012	(133.16)
52549500	Inv Phys W/O Scrap	WI	5000002918	11/8/2012	(3.86)
52549500	Inv Phys W/O Scrap	WI	5000002918	11/8/2012	63.36
52549500	Inv Phys W/O Scrap	WI	5000002918	11/8/2012	73.82
52549500	Inv Phys W/O Scrap	WI	5000002918	11/8/2012	35.36
52549500	Inv Phys W/O Scrap	WI	5000002918	11/8/2012	2.27
52549500	Inv Phys W/O Scrap	WI	5000002918	11/8/2012	6.02
52549500	Inv Phys W/O Scrap	WI	5000002918	11/8/2012	(43.65)
52549500	Inv Phys W/O Scrap	WI	5000002918	11/8/2012	109.98
52549500	Inv Phys W/O Scrap	WI	5000002919	11/8/2012	42.84
52549500	Inv Phys W/O Scrap	WI	5000002919	11/8/2012	(21.56)
52549500	Inv Phys W/O Scrap	WI	5000002921	11/8/2012	(45.32)
52549500	Inv Phys W/O Scrap	WI	5000002921	11/8/2012	(226.76)
52549500	Inv Phys W/O Scrap	WI	5000002921	11/8/2012	84.04
52549500	Inv Phys W/O Scrap	WI	5000002921	11/8/2012	(38.18)
52549500	Inv Phys W/O Scrap	WI	5000002921	11/8/2012	93.90
52549500	Inv Phys W/O Scrap	WI	5000002921	11/8/2012	(95.99)
52549500	Inv Phys W/O Scrap	WI	5000002921	11/8/2012	(72.21)
52562000	Office Supplies	ZI	9000001196	11/8/2012	25.40

Kentucky American Water Company  
Case No. 2012-00520  
Response to PSC DR1, Item 31

Account	Description	Doc Type	Document Number	Posting Date	Amount
52578000	Trash Removal	KR	5000002881	11/8/2012	312.90
52578000	Trash Removal	KR	5000002885	11/8/2012	330.04
52578000	Trash Removal	KR	5000002886	11/8/2012	35.43
52578000	Trash Removal	KR	5000002887	11/8/2012	33.42
52578000	Trash Removal	KR	5000002888	11/8/2012	69.45
52578000	Trash Removal	ZI	9000001243	11/8/2012	107.09
53150000	Contr Svc-Other	ZF	5000002862	11/8/2012	214.00
53150000	Contr Svc-Other	RE	5000002874	11/8/2012	176.69
53150000	Contr Svc-Other	RE	5000002882	11/8/2012	171.24
53150000	Contr Svc-Other	RE	5000002883	11/8/2012	190.08
53150000	Contr Svc-Other	RE	5000002884	11/8/2012	8,495.40
53150000	Contr Svc-Other	KR	5000002889	11/8/2012	6,217.75
53150000	Contr Svc-Other	KR	5000002889	11/8/2012	3,160.71
53150000	Contr Svc-Other	KR	5000002889	11/8/2012	1,667.59
53150000	Contr Svc-Other	KR	5000002889	11/8/2012	1,561.17
53150000	Contr Svc-Other	KR	5000002889	11/8/2012	380.33
53150000	Contr Svc-Other	KR	5000002889	11/8/2012	342.38
53150000	Contr Svc-Other	KR	5000002889	11/8/2012	73.14
53150000	Contr Svc-Other	KR	5000002889	11/8/2012	29.26
53150000	Contr Svc-Other	KR	5000002890	11/8/2012	1,031.21
53155000	Contr Svc-Legal	KR	5000002876	11/8/2012	124.02
53155000	Contr Svc-Legal	KR	5000002878	11/8/2012	1,724.62
54140000	Rents-Equip	KR	5000002879	11/8/2012	210.28
57010000	Uncoll Accts Exp	ZA	9400001219	11/8/2012	(32.57)
57010000	Uncoll Accts Exp	ZA	9400001219	11/8/2012	(28.78)
72802100	CIAC Rcpt Non-SrvClr	DR	4000003655	11/8/2012	(3,268.00)
72802100	CIAC Rcpt Non-SrvClr	DR	4000003688	11/8/2012	(817.00)
72802100	CIAC Rcpt Non-SrvClr	DR	4000003688	11/8/2012	(817.00)
40111000	Res Sales Billed	ZA	9400001220	11/9/2012	2,578.98
40111000	Res Sales Billed	ZA	9400001220	11/9/2012	98.43
40111000	Res Sales Billed	ZA	9400001220	11/9/2012	(108,645.76)
40121000	Com Sales Billed	ZA	9400001220	11/9/2012	(42,710.71)
40131000	Ind Sales Billed	ZA	9400001220	11/9/2012	(3,703.47)
40145000	Priv Fire Billed	ZA	9400001220	11/9/2012	(4,031.73)
40151000	Publ Auth Billed	ZA	9400001220	11/9/2012	(1,233.94)
40310400	OthRev-NSF Ck Chrg	ZA	9400001220	11/9/2012	(84.00)
40310500	OthRev-Appl/InitFee	ZA	9400001220	11/9/2012	(78.00)
40310500	OthRev-Appl/InitFee	ZA	9400001220	11/9/2012	(1,976.00)
40310700	OthRev-Reconnct Fee	ZA	9400001220	11/9/2012	(520.00)
50450000	Other Welfare	ZI	9000001131	11/9/2012	156.14
50450000	Other Welfare	ZI	9000001138	11/9/2012	1,374.00
50450000	Other Welfare	ZI	9000001139	11/9/2012	25.00
50450000	Other Welfare	ZI	9000001140	11/9/2012	25.00
50450000	Other Welfare	ZI	9000001141	11/9/2012	25.00
50450000	Other Welfare	ZI	9000001142	11/9/2012	50.00
50450000	Other Welfare	ZI	9000001143	11/9/2012	25.00
50450000	Other Welfare	ZI	9000001144	11/9/2012	25.00
50450000	Other Welfare	ZI	9000001145	11/9/2012	25.00
50450000	Other Welfare	ZI	9000001146	11/9/2012	25.00
50450000	Other Welfare	ZI	9000001147	11/9/2012	25.00
50452000	Emp Physical Exams	KR	5000002922	11/9/2012	159.00
51010000	Purchased Water	KR	5000002893	11/9/2012	9,575.10
51010000	Purchased Water	KR	5000002948	11/9/2012	2,528.84

## Kentucky American Water Company

Case No. 2012-00520

Response to PSC DR1, Item 31

Account	Description	Doc Type	Document Number	Posting Date	Amount
52000000	M&S Expense (O&M)	WA	5000002925	11/9/2012	4.89
52000000	M&S Expense (O&M)	WA	5000002925	11/9/2012	51.62
52000000	M&S Expense (O&M)	WA	5000002926	11/9/2012	8.04
52000000	M&S Expense (O&M)	WA	5000002926	11/9/2012	8.07
52000000	M&S Expense (O&M)	WA	5000002926	11/9/2012	58.99
52000000	M&S Expense (O&M)	WA	5000002926	11/9/2012	27.30
52000000	M&S Expense (O&M)	WA	5000002926	11/9/2012	40.76
52000000	M&S Expense (O&M)	WA	5000002926	11/9/2012	61.35
52000000	M&S Expense (O&M)	WA	5000002926	11/9/2012	29.20
52000000	M&S Expense (O&M)	WA	5000002927	11/9/2012	23.70
52000000	M&S Expense (O&M)	WA	5000002927	11/9/2012	409.00
52000000	M&S Expense (O&M)	WA	5000002927	11/9/2012	46.36
52000000	M&S Expense (O&M)	WA	5000002928	11/9/2012	8.07
52000000	M&S Expense (O&M)	WA	5000002928	11/9/2012	58.99
52000000	M&S Expense (O&M)	WA	5000002928	11/9/2012	27.30
52000000	M&S Expense (O&M)	WA	5000002928	11/9/2012	40.76
52000000	M&S Expense (O&M)	WA	5000002928	11/9/2012	8.76
52000000	M&S Expense (O&M)	WA	5000002929	11/9/2012	8.07
52000000	M&S Expense (O&M)	WA	5000002929	11/9/2012	58.99
52000000	M&S Expense (O&M)	WA	5000002929	11/9/2012	27.30
52000000	M&S Expense (O&M)	WA	5000002929	11/9/2012	40.76
52000000	M&S Expense (O&M)	WA	5000002929	11/9/2012	8.76
52000000	M&S Expense (O&M)	WA	5000002930	11/9/2012	23.70
52000000	M&S Expense (O&M)	WA	5000002930	11/9/2012	204.50
52000000	M&S Expense (O&M)	WA	5000002930	11/9/2012	47.71
52000000	M&S Expense (O&M)	WA	5000002931	11/9/2012	47.40
52000000	M&S Expense (O&M)	WA	5000002931	11/9/2012	61.35
52000000	M&S Expense (O&M)	WA	5000002931	11/9/2012	46.36
52000000	M&S Expense (O&M)	WA	5000002932	11/9/2012	8.07
52000000	M&S Expense (O&M)	WA	5000002932	11/9/2012	58.99
52000000	M&S Expense (O&M)	WA	5000002932	11/9/2012	27.30
52000000	M&S Expense (O&M)	WA	5000002932	11/9/2012	40.76
52000000	M&S Expense (O&M)	WA	5000002932	11/9/2012	8.76
52000000	M&S Expense (O&M)	KR	5000002937	11/9/2012	795.00
52000000	M&S Expense (O&M)	KR	5000002946	11/9/2012	954.00
52000000	M&S Expense (O&M)	ZI	9000001132	11/9/2012	206.70
52000000	M&S Expense (O&M)	ZI	9000001133	11/9/2012	10.26
52000000	M&S Expense (O&M)	ZI	9000001149	11/9/2012	68.56
52000000	M&S Expense (O&M)	ZI	9000001175	11/9/2012	527.11
52000000	M&S Expense (O&M)	ZI	9000001176	11/9/2012	479.93
52000000	M&S Expense (O&M)	ZI	9000001188	11/9/2012	23.08
52000000	M&S Expense (O&M)	ZI	9000001232	11/9/2012	39.21
52000000	M&S Expense (O&M)	ZI	9000001253	11/9/2012	362.63
52000000	M&S Expense (O&M)	ZI	9000001277	11/9/2012	203.13
52000000	M&S Expense (O&M)	ZI	9000001278	11/9/2012	27.14
52000000	M&S Expense (O&M)	ZI	9000001289	11/9/2012	29.15
52000000	M&S Expense (O&M)	ZI	9000001291	11/9/2012	203.13
52000000	M&S Expense (O&M)	ZI	9000001311	11/9/2012	26.43
52000000	M&S Expense (O&M)	ZI	9000001362	11/9/2012	21.62
52000000	M&S Expense (O&M)	ZI	9000001380	11/9/2012	243.80
52000000	M&S Expense (O&M)	ZI	9000001381	11/9/2012	312.28
52000000	M&S Expense (O&M)	ZI	9000001382	11/9/2012	36.54
52500000	Misc Expense (O&M)	WE	5000002913	11/9/2012	12,382.92

Kentucky American Water Company  
Case No. 2012-00520  
Response to PSC DR1, Item 31

Account	Description	Doc Type	Document Number	Posting Date	Amount
52500000	Misc Expense (O&M)	WE	5000002914	11/9/2012	2,306.56
52500000	Misc Expense (O&M)	WE	5000002915	11/9/2012	10,467.50
52500000	Misc Expense (O&M)	WE	5000002933	11/9/2012	2,697.14
52500000	Misc Expense (O&M)	KR	5000002934	11/9/2012	43.46
52500000	Misc Expense (O&M)	KR	5000002934	11/9/2012	21.20
52500000	Misc Expense (O&M)	KR	5000002934	11/9/2012	0.80
52500000	Misc Expense (O&M)	RE	5000002940	11/9/2012	(79.80)
52500000	Misc Expense (O&M)	RE	5000002941	11/9/2012	(13.68)
52500000	Misc Expense (O&M)	RE	5000002942	11/9/2012	(7.05)
52500000	Misc Expense (O&M)	ZI	9000001113	11/9/2012	40.28
52500000	Misc Expense (O&M)	ZI	9000001117	11/9/2012	81.13
52500000	Misc Expense (O&M)	ZI	9000001136	11/9/2012	125.70
52514700	Community Partnrshps	ZI	9000001114	11/9/2012	250.00
52514904	Cust Edu Comm-Consrv	ZI	9000001115	11/9/2012	923.52
52524000	Co Dues/Mmbrshp Ded	ZI	9000001116	11/9/2012	715.00
52527000	Directors Fees	ZF	5000002939	11/9/2012	50.00
52535000	Meals Deductible	ZI	9000001127	11/9/2012	27.01
52535000	Meals Deductible	ZI	9000001216	11/9/2012	31.96
52535000	Meals Deductible	ZI	9000001226	11/9/2012	8.53
52535000	Meals Deductible	ZI	9000001378	11/9/2012	14.98
52546000	Grounds Keeping	KR	5000002943	11/9/2012	444.14
52546000	Grounds Keeping	KR	5000002943	11/9/2012	53.00
52546000	Grounds Keeping	KR	5000002943	11/9/2012	21.20
52546000	Grounds Keeping	KR	5000002944	11/9/2012	106.00
52546000	Grounds Keeping	KR	5000002945	11/9/2012	106.00
52548100	Hiring Costs	KR	5000002924	11/9/2012	21.20
52548100	Hiring Costs	KR	5000002949	11/9/2012	21.20
52549000	Injuries and Damages	ZF	5000002863	11/9/2012	332.97
52554500	Lab Supplies	WE	5000002891	11/9/2012	407.29
52554500	Lab Supplies	WE	5000002892	11/9/2012	165.87
52554500	Lab Supplies	WE	5000002903	11/9/2012	363.19
52554500	Lab Supplies	WE	5000002903	11/9/2012	139.01
52554500	Lab Supplies	WE	5000002904	11/9/2012	549.50
52554500	Lab Supplies	WE	5000002905	11/9/2012	229.47
52554500	Lab Supplies	WE	5000002906	11/9/2012	86.11
52554500	Lab Supplies	ZI	9000001347	11/9/2012	382.69
52562000	Office Supplies	ZI	9000001181	11/9/2012	18.89
52562000	Office Supplies	ZI	9000001246	11/9/2012	63.57
52562000	Office Supplies	ZI	9000001247	11/9/2012	54.28
52562000	Office Supplies	ZI	9000001270	11/9/2012	25.96
52562000	Office Supplies	ZI	9000001345	11/9/2012	318.30
52562500	Overnight Shippng	KR	5000002908	11/9/2012	52.30
52562500	Overnight Shippng	KR	5000002909	11/9/2012	56.73
52578000	Trash Removal	KR	5000002910	11/9/2012	35.43
52578000	Trash Removal	KR	5000002947	11/9/2012	262.76
52583000	Water & WW	KR	5000002894	11/9/2012	30.16
52583000	Water & WW	KR	5000002895	11/9/2012	140.50
52583000	Water & WW	KR	5000002896	11/9/2012	675.83
52583000	Water & WW	KR	5000002897	11/9/2012	33.32
52583000	Water & WW	KR	5000002898	11/9/2012	9.52
52583000	Water & WW	KR	5000002902	11/9/2012	1,282.74
52583000	Water & WW	KR	5000002935	11/9/2012	19.04
52583000	Water & WW	KR	5000002936	11/9/2012	28.56

## Kentucky American Water Company

Case No. 2012-00520

Response to PSC DR1, Item 31

Account	Description	Doc Type	Document Number	Posting Date	Amount
53150000	Contr Svc-Other	WE	5000002907	11/9/2012	16,825.00
53151000	Contr Svc-Temp EE	KR	5000002899	11/9/2012	911.60
53151000	Contr Svc-Temp EE	KR	5000002899	11/9/2012	826.80
53151000	Contr Svc-Temp EE	KR	5000002899	11/9/2012	34.19
53151000	Contr Svc-Temp EE	KR	5000002900	11/9/2012	826.80
53151000	Contr Svc-Temp EE	KR	5000002901	11/9/2012	639.90
57010000	Uncoll Accts Exp	ZA	9400001220	11/9/2012	(44.89)
72802000	CIAC Rcpt Svcs Clrg	DR	4000003697	11/9/2012	(817.00)
72802000	CIAC Rcpt Svcs Clrg	DR	4000003706	11/9/2012	(3,563.00)
72802100	CIAC Rcpt Non-SrvClr	DR	4000003666	11/9/2012	(817.00)
72802100	CIAC Rcpt Non-SrvClr	DR	4000003673	11/9/2012	(1,634.00)
72802100	CIAC Rcpt Non-SrvClr	DR	4000003680	11/9/2012	(8,987.00)
72802100	CIAC Rcpt Non-SrvClr	DR	4000003702	11/9/2012	(817.00)
75840000	Lobbying Expenses	KR	5000002938	11/9/2012	5,371.06
40111000	Res Sales Billed	ZA	9400001272	11/12/2012	(124,691.69)
40111000	Res Sales Billed	ZA	9400001272	11/12/2012	(14.18)
40111000	Res Sales Billed	ZA	9400001272	11/12/2012	(22.07)
40121000	Com Sales Billed	ZA	9400001272	11/12/2012	(61,152.46)
40145000	Priv Fire Billed	ZA	9400001272	11/12/2012	(8,198.01)
40151000	Publ Auth Billed	ZA	9400001272	11/12/2012	(3,029.85)
40310400	OthRev-NSF Ck Chrg	ZA	9400001272	11/12/2012	(144.00)
40310500	OthRev-Appl/InitFee	ZA	9400001272	11/12/2012	(1,794.00)
40310700	OthRev-Reconnct Fee	ZA	9400001272	11/12/2012	(442.00)
52000000	M&S Expense (O&M)	KR	5000002959	11/12/2012	196.95
52000000	M&S Expense (O&M)	KR	5000002964	11/12/2012	1,325.27
52000000	M&S Expense (O&M)	KR	5000002967	11/12/2012	2,675.44
52000000	M&S Expense (O&M)	KR	5000002967	11/12/2012	1,301.52
52000000	M&S Expense (O&M)	KR	5000002969	11/12/2012	1,874.08
52000000	M&S Expense (O&M)	KR	5000002969	11/12/2012	89.00
52000000	M&S Expense (O&M)	KR	5000002970	11/12/2012	1,235.50
52000000	M&S Expense (O&M)	KR	5000002973	11/12/2012	450.50
52000000	M&S Expense (O&M)	KR	5000002973	11/12/2012	47.70
52000000	M&S Expense (O&M)	KR	5000002976	11/12/2012	644.39
52000000	M&S Expense (O&M)	KR	5000002977	11/12/2012	12.64
52000000	M&S Expense (O&M)	KR	5000002978	11/12/2012	605.86
52000000	M&S Expense (O&M)	KR	5000002979	11/12/2012	609.89
52500000	Misc Expense (O&M)	SA	100001689	11/12/2012	(0.08)
52500000	Misc Expense (O&M)	KR	5000002980	11/12/2012	146.28
52500000	Misc Expense (O&M)	KR	5000002980	11/12/2012	60.02
52500000	Misc Expense (O&M)	KR	5000002980	11/12/2012	55.61
52500000	Misc Expense (O&M)	KR	5000002984	11/12/2012	1,020.73
52500000	Misc Expense (O&M)	KR	5000002984	11/12/2012	3.18
52500000	Misc Expense (O&M)	KR	5000002987	11/12/2012	1,259.28
52514905	Cust Edu Comm-Printd	KR	5000002957	11/12/2012	272.57
52527000	Directors Fees	ZF	5000002953	11/12/2012	50.00
52527000	Directors Fees	ZF	5000002954	11/12/2012	50.00
52527000	Directors Fees	ZF	5000002955	11/12/2012	50.00
52548100	Hiring Costs	KR	5000002966	11/12/2012	212.74
52554500	Lab Supplies	RE	5000002968	11/12/2012	(20.37)
52562500	Overnight Shippng	KR	5000002988	11/12/2012	46.19
52562500	Overnight Shippng	KR	5000002988	11/12/2012	25.25
52562500	Overnight Shippng	KR	5000002988	11/12/2012	17.15
52571100	Add'l Security Costs	KR	5000002958	11/12/2012	895.72

## Kentucky American Water Company

Case No. 2012-00520

Response to PSC DR1, Item 31

Account	Description	Doc Type	Document Number	Posting Date	Amount
52571100	Add'l Security Costs	KR	5000002958	11/12/2012	132.50
52571100	Add'l Security Costs	KR	5000002975	11/12/2012	1,008.75
52583000	Water & WW	KR	5000002965	11/12/2012	23.80
53150000	Contr Svc-Other	WE	5000002952	11/12/2012	6,715.00
53150000	Contr Svc-Other	KR	5000002956	11/12/2012	39.75
53150000	Contr Svc-Other	KR	5000002956	11/12/2012	39.75
53150000	Contr Svc-Other	KR	5000002960	11/12/2012	152.80
53150000	Contr Svc-Other	KR	5000002961	11/12/2012	443.86
53150000	Contr Svc-Other	KR	5000002962	11/12/2012	137.19
53150000	Contr Svc-Other	KR	5000002963	11/12/2012	127.91
53150000	Contr Svc-Other	KR	5000002981	11/12/2012	152.64
53150000	Contr Svc-Other	KR	5000002982	11/12/2012	998.52
53150000	Contr Svc-Other	KR	5000002985	11/12/2012	1,228.54
53150000	Contr Svc-Other	KR	5000002986	11/12/2012	83.45
53150000	Contr Svc-Other	KR	5000002989	11/12/2012	318.00
53150000	Contr Svc-Other	KR	5000002991	11/12/2012	238.50
55000000	Transportation (O&M)	KR	5000002990	11/12/2012	1,274.90
55010300	Trans Lease Maint	KR	5000002972	11/12/2012	1,889.77
55010300	Trans Lease Maint	KR	5000002972	11/12/2012	1,889.77
55010300	Trans Lease Maint	KR	5000002983	11/12/2012	297.28
57010000	Uncoll Accts Exp	ZA	9400001272	11/12/2012	12.00
57010000	Uncoll Accts Exp	ZA	9400001272	11/12/2012	(950.43)
71521000	M&J Expenses	DR	4000003790	11/12/2012	(759.45)
71521000	M&J Expenses	DR	4000003793	11/12/2012	(471.11)
40111000	Res Sales Billed	ZA	9400001273	11/13/2012	226.60
40111000	Res Sales Billed	ZA	9400001273	11/13/2012	(12.88)
40111000	Res Sales Billed	ZA	9400001273	11/13/2012	(210,097.66)
40121000	Com Sales Billed	ZA	9400001273	11/13/2012	(2.97)
40121000	Com Sales Billed	ZA	9400001273	11/13/2012	(63,580.02)
40145000	Priv Fire Billed	ZA	9400001273	11/13/2012	(7,273.72)
40151000	Publ Auth Billed	ZA	9400001273	11/13/2012	(311.80)
40171000	Misc Sales Billed	DR	4000003809	11/13/2012	(3,000.00)
40211000	Dom WW Svc Billed	ZA	9400001273	11/13/2012	(5.76)
40221000	Com WW Svc Billed	ZA	9400001273	11/13/2012	(5.76)
40310500	OthRev-Appl/InitFee	ZA	9400001273	11/13/2012	(2,392.00)
40310700	OthRev-Reconnct Fee	ZA	9400001273	11/13/2012	(494.00)
50109900	Labor Cap Credits	UZ	2000000430	11/13/2012	340.08
50109900	Labor Cap Credits	UZ	2000000430	11/13/2012	285.48
50109900	Labor Cap Credits	UZ	2000000430	11/13/2012	1,010.88
50109900	Labor Cap Credits	UZ	2000000430	11/13/2012	2,130.18
50109900	Labor Cap Credits	UZ	2000000430	11/13/2012	127.61
50109900	Labor Cap Credits	UZ	2000000430	11/13/2012	297.57
50109900	Labor Cap Credits	UZ	2000000430	11/13/2012	506.85
50109900	Labor Cap Credits	UZ	2000000430	11/13/2012	51.82
50109900	Labor Cap Credits	UZ	2000000430	11/13/2012	625.71
50109900	Labor Cap Credits	UZ	2000000430	11/13/2012	1,668.56
50109900	Labor Cap Credits	UZ	2000000430	11/13/2012	(71.11)
50109900	Labor Cap Credits	UZ	2000000430	11/13/2012	95.74
50109900	Labor Cap Credits	UZ	2000000430	11/13/2012	850.50
50109900	Labor Cap Credits	UZ	2000000430	11/13/2012	337.05
50109900	Labor Cap Credits	UZ	2000000430	11/13/2012	678.02
50109900	Labor Cap Credits	UZ	2000000430	11/13/2012	1,205.52
50109900	Labor Cap Credits	UZ	2000000430	11/13/2012	1,489.88

## Kentucky American Water Company

Case No. 2012-00520

Response to PSC DR1, Item 31

Account	Description	Doc Type	Document Number	Posting Date	Amount
50109900	Labor Cap Credits	UZ	2000000430	11/13/2012	62.84
50109900	Labor Cap Credits	UZ	2000000430	11/13/2012	4,884.51
50109900	Labor Cap Credits	UZ	2000000431	11/13/2012	1,347.13
50109900	Labor Cap Credits	UZ	2000000430	11/13/2012	3,085.50
50109900	Labor Cap Credits	UZ	2000000430	11/13/2012	94.26
50109900	Labor Cap Credits	UZ	2000000430	11/13/2012	7,056.98
50109900	Labor Cap Credits	UZ	2000000431	11/13/2012	1,327.56
50109900	Labor Cap Credits	UZ	2000000430	11/13/2012	430.16
50109900	Labor Cap Credits	UZ	2000000430	11/13/2012	1,005.88
50109900	Labor Cap Credits	UZ	2000000430	11/13/2012	132.96
50109900	Labor Cap Credits	UZ	2000000430	11/13/2012	3,294.32
50109900	Labor Cap Credits	UZ	2000000430	11/13/2012	199.81
50109900	Labor Cap Credits	UZ	2000000430	11/13/2012	162.50
50109900	Labor Cap Credits	UZ	2000000430	11/13/2012	127.53
50109900	Labor Cap Credits	UZ	2000000430	11/13/2012	1,251.42
50109900	Labor Cap Credits	UZ	2000000431	11/13/2012	348.53
50109900	Labor Cap Credits	UZ	2000000430	11/13/2012	54.11
50109900	Labor Cap Credits	UZ	2000000430	11/13/2012	1,383.09
50109900	Labor Cap Credits	UZ	2000000430	11/13/2012	216.42
50421100	401k Exp Cap Credits	UZ	2000000430	11/13/2012	13.60
50421100	401k Exp Cap Credits	UZ	2000000430	11/13/2012	7.14
50421100	401k Exp Cap Credits	UZ	2000000430	11/13/2012	25.26
50421100	401k Exp Cap Credits	UZ	2000000430	11/13/2012	56.43
50421100	401k Exp Cap Credits	UZ	2000000430	11/13/2012	4.47
50421100	401k Exp Cap Credits	UZ	2000000430	11/13/2012	11.91
50421100	401k Exp Cap Credits	UZ	2000000430	11/13/2012	20.28
50421100	401k Exp Cap Credits	UZ	2000000430	11/13/2012	1.30
50421100	401k Exp Cap Credits	UZ	2000000431	11/13/2012	18.77
50421100	401k Exp Cap Credits	UZ	2000000430	11/13/2012	50.04
50421100	401k Exp Cap Credits	UZ	2000000430	11/13/2012	3.82
50421100	401k Exp Cap Credits	UZ	2000000430	11/13/2012	31.74
50421100	401k Exp Cap Credits	UZ	2000000430	11/13/2012	11.01
50421100	401k Exp Cap Credits	UZ	2000000430	11/13/2012	16.96
50421100	401k Exp Cap Credits	UZ	2000000430	11/13/2012	39.58
50421100	401k Exp Cap Credits	UZ	2000000430	11/13/2012	0.30
50421100	401k Exp Cap Credits	UZ	2000000430	11/13/2012	1.89
50421100	401k Exp Cap Credits	UZ	2000000430	11/13/2012	121.14
50421100	401k Exp Cap Credits	UZ	2000000430	11/13/2012	82.53
50421100	401k Exp Cap Credits	UZ	2000000430	11/13/2012	82.47
50421100	401k Exp Cap Credits	UZ	2000000430	11/13/2012	1.35
50421100	401k Exp Cap Credits	UZ	2000000430	11/13/2012	25.11
50421100	401k Exp Cap Credits	UZ	2000000430	11/13/2012	130.06
50421100	401k Exp Cap Credits	UZ	2000000430	11/13/2012	6.27
50421100	401k Exp Cap Credits	UZ	2000000430	11/13/2012	6.50
50421100	401k Exp Cap Credits	UZ	2000000430	11/13/2012	5.10
50421100	401k Exp Cap Credits	UZ	2000000430	11/13/2012	37.56
50421100	401k Exp Cap Credits	UZ	2000000430	11/13/2012	3.51
50421100	401k Exp Cap Credits	UZ	2000000430	11/13/2012	0.70
50421100	401k Exp Cap Credits	UZ	2000000431	11/13/2012	34.60
50421100	401k Exp Cap Credits	UZ	2000000430	11/13/2012	2.81
50422100	DCP Exp Cap Credits	UZ	2000000430	11/13/2012	17.85
50422100	DCP Exp Cap Credits	UZ	2000000430	11/13/2012	16.75
50422100	DCP Exp Cap Credits	UZ	2000000430	11/13/2012	6.70

## Kentucky American Water Company

Case No. 2012-00520

Response to PSC DR1, Item 31

Account	Description	Doc Type	Document Number	Posting Date	Amount
50422100	DCP Exp Cap Credits	UZ	2000000430	11/13/2012	15.61
50422100	DCP Exp Cap Credits	UZ	2000000431	11/13/2012	26.62
50422100	DCP Exp Cap Credits	UZ	2000000430	11/13/2012	32.86
50422100	DCP Exp Cap Credits	UZ	2000000430	11/13/2012	87.60
50422100	DCP Exp Cap Credits	UZ	2000000430	11/13/2012	(3.73)
50422100	DCP Exp Cap Credits	UZ	2000000430	11/13/2012	5.02
50422100	DCP Exp Cap Credits	UZ	2000000430	11/13/2012	44.66
50422100	DCP Exp Cap Credits	UZ	2000000430	11/13/2012	15.04
50422100	DCP Exp Cap Credits	UZ	2000000430	11/13/2012	41.51
50422100	DCP Exp Cap Credits	UZ	2000000430	11/13/2012	3.79
50422100	DCP Exp Cap Credits	UZ	2000000430	11/13/2012	3.30
50422100	DCP Exp Cap Credits	UZ	2000000430	11/13/2012	133.76
50422100	DCP Exp Cap Credits	UZ	2000000430	11/13/2012	81.31
50422100	DCP Exp Cap Credits	UZ	2000000430	11/13/2012	4.86
50422100	DCP Exp Cap Credits	UZ	2000000430	11/13/2012	79.12
50422100	DCP Exp Cap Credits	UZ	2000000431	11/13/2012	22.58
50422100	DCP Exp Cap Credits	UZ	2000000430	11/13/2012	166.90
50422100	DCP Exp Cap Credits	UZ	2000000430	11/13/2012	4.43
50422100	DCP Exp Cap Credits	UZ	2000000430	11/13/2012	8.53
50422100	DCP Exp Cap Credits	UZ	2000000430	11/13/2012	6.72
50422100	DCP Exp Cap Credits	UZ	2000000430	11/13/2012	65.73
50422100	DCP Exp Cap Credits	UZ	2000000430	11/13/2012	10.93
50422100	DCP Exp Cap Credits	UZ	2000000430	11/13/2012	1.37
50422100	DCP Exp Cap Credits	UZ	2000000430	11/13/2012	5.46
50510100	PBOP Cap Credits	UZ	2000000430	11/13/2012	(142.19)
50510100	PBOP Cap Credits	UZ	2000000430	11/13/2012	44.04
50510100	PBOP Cap Credits	UZ	2000000430	11/13/2012	36.97
50510100	PBOP Cap Credits	UZ	2000000430	11/13/2012	97.34
50510100	PBOP Cap Credits	UZ	2000000430	11/13/2012	275.86
50510100	PBOP Cap Credits	UZ	2000000430	11/13/2012	(134.27)
50510100	PBOP Cap Credits	UZ	2000000430	11/13/2012	(22.31)
50510100	PBOP Cap Credits	UZ	2000000430	11/13/2012	16.53
50510100	PBOP Cap Credits	UZ	2000000430	11/13/2012	(69.74)
50510100	PBOP Cap Credits	UZ	2000000430	11/13/2012	8.89
50510100	PBOP Cap Credits	UZ	2000000430	11/13/2012	65.64
50510100	PBOP Cap Credits	UZ	2000000430	11/13/2012	6.71
50510100	PBOP Cap Credits	UZ	2000000430	11/13/2012	(22.86)
50510100	PBOP Cap Credits	UZ	2000000430	11/13/2012	132.97
50510100	PBOP Cap Credits	UZ	2000000430	11/13/2012	(25.50)
50510100	PBOP Cap Credits	UZ	2000000430	11/13/2012	(9.21)
50510100	PBOP Cap Credits	UZ	2000000430	11/13/2012	2.86
50510100	PBOP Cap Credits	UZ	2000000430	11/13/2012	(10.11)
50510100	PBOP Cap Credits	UZ	2000000430	11/13/2012	43.65
50510100	PBOP Cap Credits	UZ	2000000430	11/13/2012	87.80
50510100	PBOP Cap Credits	UZ	2000000430	11/13/2012	(177.88)
50510100	PBOP Cap Credits	UZ	2000000430	11/13/2012	(101.87)
50510100	PBOP Cap Credits	UZ	2000000430	11/13/2012	94.06
50510100	PBOP Cap Credits	UZ	2000000430	11/13/2012	8.14
50510100	PBOP Cap Credits	UZ	2000000430	11/13/2012	185.76
50510100	PBOP Cap Credits	UZ	2000000430	11/13/2012	75.57
50510100	PBOP Cap Credits	UZ	2000000430	11/13/2012	161.82
50510100	PBOP Cap Credits	UZ	2000000430	11/13/2012	12.21
50510100	PBOP Cap Credits	UZ	2000000430	11/13/2012	365.42



## Kentucky American Water Company

Case No. 2012-00520

Response to PSC DR1, Item 31

Account	Description	Doc Type	Document Number	Posting Date	Amount
50510100	PBOP Cap Credits	UZ	2000000430	11/13/2012	171.92
50510100	PBOP Cap Credits	UZ	2000000430	11/13/2012	55.71
50510100	PBOP Cap Credits	UZ	2000000430	11/13/2012	55.11
50510100	PBOP Cap Credits	UZ	2000000430	11/13/2012	17.22
50510100	PBOP Cap Credits	UZ	2000000430	11/13/2012	126.83
50510100	PBOP Cap Credits	UZ	2000000430	11/13/2012	14.39
50510100	PBOP Cap Credits	UZ	2000000430	11/13/2012	8.90
50510100	PBOP Cap Credits	UZ	2000000430	11/13/2012	(13.13)
50510100	PBOP Cap Credits	UZ	2000000430	11/13/2012	99.73
50510100	PBOP Cap Credits	UZ	2000000430	11/13/2012	16.02
50510100	PBOP Cap Credits	UZ	2000000430	11/13/2012	(64.68)
50510100	PBOP Cap Credits	UZ	2000000430	11/13/2012	(0.97)
50510100	PBOP Cap Credits	UZ	2000000430	11/13/2012	78.91
50510100	PBOP Cap Credits	UZ	2000000430	11/13/2012	28.03
50510100	PBOP Cap Credits	UZ	2000000430	11/13/2012	(386.07)
50550100	Group Ins Cap Credts	UZ	2000000430	11/13/2012	28.70
50550100	Group Ins Cap Credts	UZ	2000000430	11/13/2012	57.76
50550100	Group Ins Cap Credts	UZ	2000000430	11/13/2012	232.06
50550100	Group Ins Cap Credts	UZ	2000000430	11/13/2012	506.72
50550100	Group Ins Cap Credts	UZ	2000000430	11/13/2012	36.40
50550100	Group Ins Cap Credts	UZ	2000000430	11/13/2012	25.10
50550100	Group Ins Cap Credts	UZ	2000000430	11/13/2012	43.03
50550100	Group Ins Cap Credts	UZ	2000000430	11/13/2012	9.71
50550100	Group Ins Cap Credts	UZ	2000000430	11/13/2012	43.64
50550100	Group Ins Cap Credts	UZ	2000000430	11/13/2012	116.32
50550100	Group Ins Cap Credts	UZ	2000000430	11/13/2012	(17.57)
50550100	Group Ins Cap Credts	UZ	2000000430	11/13/2012	30.14
50550100	Group Ins Cap Credts	UZ	2000000430	11/13/2012	212.34
50550100	Group Ins Cap Credts	UZ	2000000430	11/13/2012	62.51
50550100	Group Ins Cap Credts	UZ	2000000430	11/13/2012	136.83
50550100	Group Ins Cap Credts	UZ	2000000430	11/13/2012	260.77
50550100	Group Ins Cap Credts	UZ	2000000430	11/13/2012	147.89
50550100	Group Ins Cap Credts	UZ	2000000430	11/13/2012	6.64
50550100	Group Ins Cap Credts	UZ	2000000430	11/13/2012	854.04
50550100	Group Ins Cap Credts	UZ	2000000430	11/13/2012	126.54
50550100	Group Ins Cap Credts	UZ	2000000430	11/13/2012	568.23
50550100	Group Ins Cap Credts	UZ	2000000430	11/13/2012	27.96
50550100	Group Ins Cap Credts	UZ	2000000430	11/13/2012	1,450.13
50550100	Group Ins Cap Credts	UZ	2000000430	11/13/2012	361.27
50550100	Group Ins Cap Credts	UZ	2000000430	11/13/2012	88.04
50550100	Group Ins Cap Credts	UZ	2000000431	11/13/2012	307.62
50550100	Group Ins Cap Credts	UZ	2000000430	11/13/2012	12.49
50550100	Group Ins Cap Credts	UZ	2000000430	11/13/2012	550.28
50550100	Group Ins Cap Credts	UZ	2000000430	11/13/2012	32.89
50550100	Group Ins Cap Credts	UZ	2000000430	11/13/2012	26.83
50550100	Group Ins Cap Credts	UZ	2000000430	11/13/2012	10.80
50550100	Group Ins Cap Credts	UZ	2000000430	11/13/2012	87.27
50550100	Group Ins Cap Credts	UZ	2000000430	11/13/2012	88.57
50550100	Group Ins Cap Credts	UZ	2000000430	11/13/2012	15.74
50550100	Group Ins Cap Credts	UZ	2000000430	11/13/2012	422.91
50550100	Group Ins Cap Credts	UZ	2000000430	11/13/2012	62.91
50610100	Pension Cap Credits	UZ	2000000430	11/13/2012	(205.00)
50610100	Pension Cap Credits	UZ	2000000430	11/13/2012	63.49

## Kentucky American Water Company

Case No. 2012-00520

Response to PSC DR1, Item 31

Account	Description	Doc Type	Document Number	Posting Date	Amount
50610100	Pension Cap Credits	UZ	2000000430	11/13/2012	53.30
50610100	Pension Cap Credits	UZ	2000000430	11/13/2012	140.34
50610100	Pension Cap Credits	UZ	2000000430	11/13/2012	397.70
50610100	Pension Cap Credits	UZ	2000000430	11/13/2012	(193.57)
50610100	Pension Cap Credits	UZ	2000000430	11/13/2012	(32.16)
50610100	Pension Cap Credits	UZ	2000000430	11/13/2012	23.82
50610100	Pension Cap Credits	UZ	2000000430	11/13/2012	(100.55)
50610100	Pension Cap Credits	UZ	2000000430	11/13/2012	12.82
50610100	Pension Cap Credits	UZ	2000000430	11/13/2012	94.63
50610100	Pension Cap Credits	UZ	2000000430	11/13/2012	9.67
50610100	Pension Cap Credits	UZ	2000000430	11/13/2012	(32.95)
50610100	Pension Cap Credits	UZ	2000000430	11/13/2012	191.70
50610100	Pension Cap Credits	UZ	2000000431	11/13/2012	(36.76)
50610100	Pension Cap Credits	UZ	2000000430	11/13/2012	(13.28)
50610100	Pension Cap Credits	UZ	2000000430	11/13/2012	4.13
50610100	Pension Cap Credits	UZ	2000000430	11/13/2012	(14.57)
50610100	Pension Cap Credits	UZ	2000000430	11/13/2012	62.93
50610100	Pension Cap Credits	UZ	2000000430	11/13/2012	126.59
50610100	Pension Cap Credits	UZ	2000000430	11/13/2012	(256.45)
50610100	Pension Cap Credits	UZ	2000000430	11/13/2012	(146.86)
50610100	Pension Cap Credits	UZ	2000000430	11/13/2012	135.60
50610100	Pension Cap Credits	UZ	2000000430	11/13/2012	11.73
50610100	Pension Cap Credits	UZ	2000000430	11/13/2012	267.81
50610100	Pension Cap Credits	UZ	2000000430	11/13/2012	108.95
50610100	Pension Cap Credits	UZ	2000000430	11/13/2012	233.30
50610100	Pension Cap Credits	UZ	2000000430	11/13/2012	17.60
50610100	Pension Cap Credits	UZ	2000000430	11/13/2012	526.83
50610100	Pension Cap Credits	UZ	2000000430	11/13/2012	247.86
50610100	Pension Cap Credits	UZ	2000000430	11/13/2012	80.31
50610100	Pension Cap Credits	UZ	2000000430	11/13/2012	79.45
50610100	Pension Cap Credits	UZ	2000000430	11/13/2012	24.82
50610100	Pension Cap Credits	UZ	2000000430	11/13/2012	182.86
50610100	Pension Cap Credits	UZ	2000000430	11/13/2012	20.74
50610100	Pension Cap Credits	UZ	2000000430	11/13/2012	12.84
50610100	Pension Cap Credits	UZ	2000000430	11/13/2012	(18.93)
50610100	Pension Cap Credits	UZ	2000000430	11/13/2012	143.78
50610100	Pension Cap Credits	UZ	2000000431	11/13/2012	23.09
50610100	Pension Cap Credits	UZ	2000000430	11/13/2012	(93.25)
50610100	Pension Cap Credits	UZ	2000000430	11/13/2012	(1.40)
50610100	Pension Cap Credits	UZ	2000000430	11/13/2012	113.76
50610100	Pension Cap Credits	UZ	2000000430	11/13/2012	40.41
50610100	Pension Cap Credits	UZ	2000000430	11/13/2012	(556.59)
52000000	M&S Expense (O&M)	KR	5000002992	11/13/2012	940.49
52000000	M&S Expense (O&M)	KR	5000003002	11/13/2012	743.33
52000000	M&S Expense (O&M)	KR	5000003006	11/13/2012	4,006.80
52000000	M&S Expense (O&M)	KR	5000003006	11/13/2012	222.60
52000000	M&S Expense (O&M)	UZ	2000000430	11/13/2012	(2,707.11)
52000000	M&S Expense (O&M)	UZ	2000000430	11/13/2012	1,033.49
52000000	M&S Expense (O&M)	UZ	2000000430	11/13/2012	132.91
52000000	M&S Expense (O&M)	UZ	2000000430	11/13/2012	(6,778.63)
52000000	M&S Expense (O&M)	UZ	2000000430	11/13/2012	(8,806.33)
52000000	M&S Expense (O&M)	UZ	2000000430	11/13/2012	(1,950.19)
52000000	M&S Expense (O&M)	UZ	2000000430	11/13/2012	(350.41)

Kentucky American Water Company  
Case No. 2012-00520  
Response to PSC DR1, Item 31

Account	Description	Doc Type	Document Number	Posting Date	Amount
52000000	M&S Expense (O&M)	UZ	2000000430	11/13/2012	(1,219.84)
52000000	M&S Expense (O&M)	UZ	2000000430	11/13/2012	(2,980,446.00)
52000000	M&S Expense (O&M)	UZ	2000000430	11/13/2012	(6,563.03)
52000000	M&S Expense (O&M)	UZ	2000000430	11/13/2012	(15,069.59)
52000000	M&S Expense (O&M)	UZ	2000000430	11/13/2012	(498.20)
52000000	M&S Expense (O&M)	UZ	2000000430	11/13/2012	(2,675.44)
52000000	M&S Expense (O&M)	UZ	2000000430	11/13/2012	(910.08)
52000000	M&S Expense (O&M)	UZ	2000000430	11/13/2012	(431.64)
52000000	M&S Expense (O&M)	UZ	2000000430	11/13/2012	(233.71)
52500000	Misc Expense (O&M)	WE	5000002999	11/13/2012	5,325.90
52500000	Misc Expense (O&M)	WE	5000003007	11/13/2012	1,017.07
52500000	Misc Expense (O&M)	WE	5000003008	11/13/2012	10,313.80
52500000	Misc Expense (O&M)	WE	5000003009	11/13/2012	797.59
52500000	Misc Expense (O&M)	WE	5000003009	11/13/2012	917.96
52500000	Misc Expense (O&M)	WE	5000003010	11/13/2012	(797.59)
52500000	Misc Expense (O&M)	WE	5000003011	11/13/2012	392.86
52500000	Misc Expense (O&M)	WE	5000003041	11/13/2012	(5,325.90)
52500000	Misc Expense (O&M)	UZ	2000000430	11/13/2012	(10,976.57)
52500000	Misc Expense (O&M)	UZ	2000000431	11/13/2012	(15,893.64)
52500000	Misc Expense (O&M)	UZ	2000000430	11/13/2012	(2,306.56)
52500000	Misc Expense (O&M)	UZ	2000000430	11/13/2012	(10,467.50)
52500000	Misc Expense (O&M)	UZ	2000000430	11/13/2012	(12,382.92)
52500000	Misc Expense (O&M)	UZ	2000000430	11/13/2012	(2,697.14)
52500000	Misc Expense (O&M)	UZ	2000000430	11/13/2012	(5,325.90)
52535000	Meals Deductible	ZI	9000001387	11/13/2012	30.25
52554500	Lab Supplies	WE	5000003012	11/13/2012	147.04
52554500	Lab Supplies	WE	5000003013	11/13/2012	3,758.34
52574000	Telephone	WE	5000002993	11/13/2012	38,758.73
52574000	Telephone	ZC	9400001271	11/13/2012	1,117.70
52574000	Telephone	ZC	9400001271	11/13/2012	332.55
52574000	Telephone	ZC	9400001271	11/13/2012	61.92
52574000	Telephone	ZC	9400001271	11/13/2012	120.15
52574000	Telephone	ZC	9400001271	11/13/2012	46.82
52574000	Telephone	ZC	9400001271	11/13/2012	53.85
52574000	Telephone	ZC	9400001271	11/13/2012	77.64
52574000	Telephone	ZC	9400001271	11/13/2012	20.25
52574000	Telephone	ZC	9400001271	11/13/2012	2,046.65
52574000	Telephone	ZC	9400001271	11/13/2012	265.85
52574000	Telephone	ZC	9400001271	11/13/2012	797.55
52574000	Telephone	UZ	2000000430	11/13/2012	(648.00)
52574000	Telephone	UZ	2000000430	11/13/2012	(5,671.50)
52574000	Telephone	UZ	2000000430	11/13/2012	(38,758.73)
52574100	Cell Phone	ZI	9000001361	11/13/2012	50.00
52574100	Cell Phone	ZC	9400001271	11/13/2012	92.38
52574100	Cell Phone	ZC	9400001271	11/13/2012	47.41
52574100	Cell Phone	ZC	9400001271	11/13/2012	47.41
52574100	Cell Phone	ZC	9400001271	11/13/2012	944.02
52574100	Cell Phone	ZC	9400001271	11/13/2012	711.62
52582000	Uniforms	ZI	9000001314	11/13/2012	94.44
52582000	Uniforms	ZI	9000001315	11/13/2012	157.34
52582000	Uniforms	ZI	9000001316	11/13/2012	45.77
52582000	Uniforms	ZI	9000001397	11/13/2012	173.56
52582000	Uniforms	ZI	9000001398	11/13/2012	46.66

## Kentucky American Water Company

Case No. 2012-00520

Response to PSC DR1, Item 31

Account	Description	Doc Type	Document Number	Posting Date	Amount
52583000	Water & WW	UZ	2000000430	11/13/2012	5,309.47
52583000	Water & WW	UZ	2000000430	11/13/2012	(5,309.47)
53150000	Contr Svc-Other	KR	5000003000	11/13/2012	74.77
53150000	Contr Svc-Other	KR	5000003000	11/13/2012	74.77
53150000	Contr Svc-Other	KR	5000003000	11/13/2012	74.77
53150000	Contr Svc-Other	KR	5000003000	11/13/2012	74.77
53150000	Contr Svc-Other	KR	5000003000	11/13/2012	74.77
53150000	Contr Svc-Other	KR	5000003000	11/13/2012	74.74
53150000	Contr Svc-Other	UZ	2000000430	11/13/2012	(7,000.00)
53150000	Contr Svc-Other	UZ	2000000430	11/13/2012	(978.50)
53150000	Contr Svc-Other	UZ	2000000430	11/13/2012	(24,965.35)
53150000	Contr Svc-Other	UZ	2000000430	11/13/2012	(1,635.94)
53150000	Contr Svc-Other	UZ	2000000430	11/13/2012	(74.77)
53150000	Contr Svc-Other	UZ	2000000430	11/13/2012	(1,667.59)
53150000	Contr Svc-Other	UZ	2000000430	11/13/2012	(104.03)
53150000	Contr Svc-Other	UZ	2000000430	11/13/2012	5,950.02
53150000	Contr Svc-Other	UZ	2000000430	11/13/2012	(5,950.02)
53150000	Contr Svc-Other	UZ	2000000430	11/13/2012	(3,825.02)
53150000	Contr Svc-Other	UZ	2000000430	11/13/2012	3,825.02
53150000	Contr Svc-Other	UZ	2000000430	11/13/2012	(86,044.03)
53150000	Contr Svc-Other	UZ	2000000430	11/13/2012	86,044.03
53150000	Contr Svc-Other	UZ	2000000430	11/13/2012	(3,869.56)
53150000	Contr Svc-Other	UZ	2000000430	11/13/2012	210.01
53150000	Contr Svc-Other	UZ	2000000430	11/13/2012	(210.01)
53150000	Contr Svc-Other	UZ	2000000430	11/13/2012	105.01
53150000	Contr Svc-Other	UZ	2000000430	11/13/2012	(105.01)
53150000	Contr Svc-Other	UZ	2000000430	11/13/2012	(3,830.01)
53150000	Contr Svc-Other	UZ	2000000430	11/13/2012	3,830.01
53150000	Contr Svc-Other	UZ	2000000430	11/13/2012	(1,005.01)
53150000	Contr Svc-Other	UZ	2000000431	11/13/2012	1,005.01
53150000	Contr Svc-Other	UZ	2000000430	11/13/2012	(73.14)
53150000	Contr Svc-Other	UZ	2000000431	11/13/2012	(114.49)
53150000	Contr Svc-Other	UZ	2000000430	11/13/2012	(342.38)
53150000	Contr Svc-Other	UZ	2000000430	11/13/2012	(61,008.83)
53150000	Contr Svc-Other	UZ	2000000430	11/13/2012	(524.17)
53150000	Contr Svc-Other	UZ	2000000430	11/13/2012	(31,468.91)
53150000	Contr Svc-Other	UZ	2000000430	11/13/2012	(16,825.00)
53150000	Contr Svc-Other	UZ	2000000430	11/13/2012	(6,211.50)
53150000	Contr Svc-Other	UZ	2000000430	11/13/2012	(6,663.11)
53150000	Contr Svc-Other	UZ	2000000430	11/13/2012	(176.69)
55000100	Trans Cap Credits	UZ	2000000430	11/13/2012	(78.51)
55000100	Trans Cap Credits	UZ	2000000430	11/13/2012	24.32
55000100	Trans Cap Credits	UZ	2000000430	11/13/2012	20.41
55000100	Trans Cap Credits	UZ	2000000430	11/13/2012	53.75
55000100	Trans Cap Credits	UZ	2000000430	11/13/2012	152.31
55000100	Trans Cap Credits	UZ	2000000430	11/13/2012	(74.13)
55000100	Trans Cap Credits	UZ	2000000430	11/13/2012	(12.32)
55000100	Trans Cap Credits	UZ	2000000430	11/13/2012	9.12
55000100	Trans Cap Credits	UZ	2000000430	11/13/2012	(38.51)
55000100	Trans Cap Credits	UZ	2000000430	11/13/2012	4.91
55000100	Trans Cap Credits	UZ	2000000430	11/13/2012	36.24
55000100	Trans Cap Credits	UZ	2000000430	11/13/2012	3.71
55000100	Trans Cap Credits	UZ	2000000430	11/13/2012	(12.62)

## Kentucky American Water Company

Case No. 2012-00520

Response to PSC DR1, Item 31

Account	Description	Doc Type	Document Number	Posting Date	Amount
55000100	Trans Cap Credits	UZ	2000000430	11/13/2012	73.42
55000100	Trans Cap Credits	UZ	2000000430	11/13/2012	(14.08)
55000100	Trans Cap Credits	UZ	2000000430	11/13/2012	(5.08)
55000100	Trans Cap Credits	UZ	2000000430	11/13/2012	1.58
55000100	Trans Cap Credits	UZ	2000000431	11/13/2012	(5.58)
55000100	Trans Cap Credits	UZ	2000000430	11/13/2012	24.10
55000100	Trans Cap Credits	UZ	2000000430	11/13/2012	48.48
55000100	Trans Cap Credits	UZ	2000000430	11/13/2012	(98.21)
55000100	Trans Cap Credits	UZ	2000000430	11/13/2012	(56.24)
55000100	Trans Cap Credits	UZ	2000000430	11/13/2012	51.93
55000100	Trans Cap Credits	UZ	2000000430	11/13/2012	4.49
55000100	Trans Cap Credits	UZ	2000000430	11/13/2012	102.56
55000100	Trans Cap Credits	UZ	2000000430	11/13/2012	41.73
55000100	Trans Cap Credits	UZ	2000000430	11/13/2012	89.35
55000100	Trans Cap Credits	UZ	2000000430	11/13/2012	6.74
55000100	Trans Cap Credits	UZ	2000000430	11/13/2012	201.76
55000100	Trans Cap Credits	UZ	2000000430	11/13/2012	94.92
55000100	Trans Cap Credits	UZ	2000000430	11/13/2012	30.76
55000100	Trans Cap Credits	UZ	2000000430	11/13/2012	30.43
55000100	Trans Cap Credits	UZ	2000000430	11/13/2012	9.51
55000100	Trans Cap Credits	UZ	2000000430	11/13/2012	70.03
55000100	Trans Cap Credits	UZ	2000000430	11/13/2012	7.94
55000100	Trans Cap Credits	UZ	2000000430	11/13/2012	4.92
55000100	Trans Cap Credits	UZ	2000000430	11/13/2012	(36,252.00)
55000100	Trans Cap Credits	UZ	2000000430	11/13/2012	(7.25)
55000100	Trans Cap Credits	UZ	2000000430	11/13/2012	55.06
55000100	Trans Cap Credits	UZ	2000000430	11/13/2012	8.84
55000100	Trans Cap Credits	UZ	2000000430	11/13/2012	(35.71)
55000100	Trans Cap Credits	UZ	2000000430	11/13/2012	(0.54)
55000100	Trans Cap Credits	UZ	2000000430	11/13/2012	43.57
55000100	Trans Cap Credits	UZ	2000000430	11/13/2012	(15,900.00)
55000100	Trans Cap Credits	UZ	2000000430	11/13/2012	15.47
55000100	Trans Cap Credits	UZ	2000000430	11/13/2012	(213.16)
55010300	Trans Lease Maint	KR	5000003005	11/13/2012	19,360.35
55720100	Ins W/C Cap Credits	UZ	2000000430	11/13/2012	(27.34)
55720100	Ins W/C Cap Credits	UZ	2000000430	11/13/2012	8.47
55720100	Ins W/C Cap Credits	UZ	2000000431	11/13/2012	7.11
55720100	Ins W/C Cap Credits	UZ	2000000430	11/13/2012	18.72
55720100	Ins W/C Cap Credits	UZ	2000000430	11/13/2012	53.04
55720100	Ins W/C Cap Credits	UZ	2000000430	11/13/2012	(25.82)
55720100	Ins W/C Cap Credits	UZ	2000000430	11/13/2012	(4.29)
55720100	Ins W/C Cap Credits	UZ	2000000430	11/13/2012	3.18
55720100	Ins W/C Cap Credits	UZ	2000000430	11/13/2012	(13.41)
55720100	Ins W/C Cap Credits	UZ	2000000430	11/13/2012	1.71
55720100	Ins W/C Cap Credits	UZ	2000000430	11/13/2012	12.62
55720100	Ins W/C Cap Credits	UZ	2000000430	11/13/2012	1.29
55720100	Ins W/C Cap Credits	UZ	2000000430	11/13/2012	(4.39)
55720100	Ins W/C Cap Credits	UZ	2000000430	11/13/2012	25.57
55720100	Ins W/C Cap Credits	UZ	2000000430	11/13/2012	(4.90)
55720100	Ins W/C Cap Credits	UZ	2000000430	11/13/2012	(1.77)
55720100	Ins W/C Cap Credits	UZ	2000000430	11/13/2012	0.55
55720100	Ins W/C Cap Credits	UZ	2000000430	11/13/2012	(1.94)
55720100	Ins W/C Cap Credits	UZ	2000000430	11/13/2012	8.39

## Kentucky American Water Company

Case No. 2012-00520

Response to PSC DR1, Item 31

Account	Description	Doc Type	Document Number	Posting Date	Amount
55720100	Ins W/C Cap Credits	UZ	2000000430	11/13/2012	16.88
55720100	Ins W/C Cap Credits	UZ	2000000430	11/13/2012	(34.20)
55720100	Ins W/C Cap Credits	UZ	2000000430	11/13/2012	(19.59)
55720100	Ins W/C Cap Credits	UZ	2000000430	11/13/2012	18.09
55720100	Ins W/C Cap Credits	UZ	2000000430	11/13/2012	1.56
55720100	Ins W/C Cap Credits	UZ	2000000430	11/13/2012	35.72
55720100	Ins W/C Cap Credits	UZ	2000000430	11/13/2012	14.53
55720100	Ins W/C Cap Credits	UZ	2000000430	11/13/2012	31.12
55720100	Ins W/C Cap Credits	UZ	2000000430	11/13/2012	2.35
55720100	Ins W/C Cap Credits	UZ	2000000430	11/13/2012	70.26
55720100	Ins W/C Cap Credits	UZ	2000000430	11/13/2012	33.06
55720100	Ins W/C Cap Credits	UZ	2000000430	11/13/2012	10.71
55720100	Ins W/C Cap Credits	UZ	2000000430	11/13/2012	10.60
55720100	Ins W/C Cap Credits	UZ	2000000430	11/13/2012	3.31
55720100	Ins W/C Cap Credits	UZ	2000000430	11/13/2012	24.39
55720100	Ins W/C Cap Credits	UZ	2000000430	11/13/2012	2.77
55720100	Ins W/C Cap Credits	UZ	2000000430	11/13/2012	1.71
55720100	Ins W/C Cap Credits	UZ	2000000430	11/13/2012	(2.52)
55720100	Ins W/C Cap Credits	UZ	2000000430	11/13/2012	19.18
55720100	Ins W/C Cap Credits	UZ	2000000430	11/13/2012	3.08
55720100	Ins W/C Cap Credits	UZ	2000000430	11/13/2012	(12.44)
55720100	Ins W/C Cap Credits	UZ	2000000430	11/13/2012	(0.19)
55720100	Ins W/C Cap Credits	UZ	2000000430	11/13/2012	15.17
55720100	Ins W/C Cap Credits	UZ	2000000430	11/13/2012	5.39
55720100	Ins W/C Cap Credits	UZ	2000000430	11/13/2012	(74.23)
57010000	Uncoll Accts Exp	ZA	9400001273	11/13/2012	(903.88)
68533100	FICA Cap Credits	UZ	2000000430	11/13/2012	25.63
68533100	FICA Cap Credits	UZ	2000000430	11/13/2012	20.98
68533100	FICA Cap Credits	UZ	2000000430	11/13/2012	74.12
68533100	FICA Cap Credits	UZ	2000000430	11/13/2012	155.02
68533100	FICA Cap Credits	UZ	2000000431	11/13/2012	8.89
68533100	FICA Cap Credits	UZ	2000000430	11/13/2012	22.44
68533100	FICA Cap Credits	UZ	2000000430	11/13/2012	38.20
68533100	FICA Cap Credits	UZ	2000000430	11/13/2012	3.84
68533100	FICA Cap Credits	UZ	2000000430	11/13/2012	47.32
68533100	FICA Cap Credits	UZ	2000000430	11/13/2012	126.20
68533100	FICA Cap Credits	UZ	2000000430	11/13/2012	(5.17)
68533100	FICA Cap Credits	UZ	2000000430	11/13/2012	6.82
68533100	FICA Cap Credits	UZ	2000000430	11/13/2012	61.66
68533100	FICA Cap Credits	UZ	2000000430	11/13/2012	24.82
68533100	FICA Cap Credits	UZ	2000000430	11/13/2012	49.90
68533100	FICA Cap Credits	UZ	2000000430	11/13/2012	87.63
68533100	FICA Cap Credits	UZ	2000000430	11/13/2012	112.17
68533100	FICA Cap Credits	UZ	2000000430	11/13/2012	4.71
68533100	FICA Cap Credits	UZ	2000000430	11/13/2012	318.50
68533100	FICA Cap Credits	UZ	2000000430	11/13/2012	101.61
68533100	FICA Cap Credits	UZ	2000000430	11/13/2012	206.81
68533100	FICA Cap Credits	UZ	2000000430	11/13/2012	6.78
68533100	FICA Cap Credits	UZ	2000000430	11/13/2012	456.65
68533100	FICA Cap Credits	UZ	2000000430	11/13/2012	96.02
68533100	FICA Cap Credits	UZ	2000000430	11/13/2012	31.54
68533100	FICA Cap Credits	UZ	2000000430	11/13/2012	72.31
68533100	FICA Cap Credits	UZ	2000000430	11/13/2012	10.02

## Kentucky American Water Company

Case No. 2012-00520

Response to PSC DR1, Item 31

Account	Description	Doc Type	Document Number	Posting Date	Amount
68533100	FICA Cap Credits	UZ	2000000430	11/13/2012	243.90
68533100	FICA Cap Credits	UZ	2000000430	11/13/2012	14.82
68533100	FICA Cap Credits	UZ	2000000430	11/13/2012	12.03
68533100	FICA Cap Credits	UZ	2000000430	11/13/2012	9.63
68533100	FICA Cap Credits	UZ	2000000430	11/13/2012	94.65
68533100	FICA Cap Credits	UZ	2000000430	11/13/2012	25.34
68533100	FICA Cap Credits	UZ	2000000430	11/13/2012	3.90
68533100	FICA Cap Credits	UZ	2000000430	11/13/2012	99.44
68533100	FICA Cap Credits	UZ	2000000431	11/13/2012	15.62
68535100	SUTA Cap Credits	UZ	2000000430	11/13/2012	1.21
68535100	SUTA Cap Credits	UZ	2000000431	11/13/2012	2.41
68535100	SUTA Cap Credits	UZ	2000000430	11/13/2012	2.71
72802000	CIAC Rcpt Svcs Clrg	UZ	2000000430	11/13/2012	11,452.00
72802000	CIAC Rcpt Svcs Clrg	UZ	2000000430	11/13/2012	3,406.00
72802000	CIAC Rcpt Svcs Clrg	UZ	2000000430	11/13/2012	2,242.00
72802100	CIAC Rcpt Non-SrvClr	DR	4000003817	11/13/2012	(817.00)
72802100	CIAC Rcpt Non-SrvClr	DR	4000003819	11/13/2012	(3,268.00)
72802100	CIAC Rcpt Non-SrvClr	UZ	2000000430	11/13/2012	13,864.00
72802100	CIAC Rcpt Non-SrvClr	UZ	2000000430	11/13/2012	31,046.00
88107000	CAP Move-CWIP	UZ	2000000432	11/13/2012	(1,033.49)
88107000	CAP Move-CWIP	UZ	2000000432	11/13/2012	78.51
88107000	CAP Move-CWIP	UZ	2000000432	11/13/2012	205.00
88107000	CAP Move-CWIP	UZ	2000000432	11/13/2012	142.19
88107000	CAP Move-CWIP	UZ	2000000432	11/13/2012	2,707.11
88107000	CAP Move-CWIP	UZ	2000000432	11/13/2012	27.34
88107000	CAP Move-CWIP	UZ	2000000433	11/13/2012	7,000.00
88107000	CAP Move-CWIP	UZ	2000000432	11/13/2012	(8.47)
88107000	CAP Move-CWIP	UZ	2000000432	11/13/2012	(44.04)
88107000	CAP Move-CWIP	UZ	2000000432	11/13/2012	(63.49)
88107000	CAP Move-CWIP	UZ	2000000432	11/13/2012	(28.70)
88107000	CAP Move-CWIP	UZ	2000000432	11/13/2012	(340.08)
88107000	CAP Move-CWIP	UZ	2000000432	11/13/2012	(24.32)
88107000	CAP Move-CWIP	UZ	2000000432	11/13/2012	(17.85)
88107000	CAP Move-CWIP	UZ	2000000432	11/13/2012	(13.60)
88107000	CAP Move-CWIP	UZ	2000000432	11/13/2012	(25.63)
88107000	CAP Move-CWIP	UZ	2000000432	11/13/2012	(285.48)
88107000	CAP Move-CWIP	UZ	2000000432	11/13/2012	(36.97)
88107000	CAP Move-CWIP	UZ	2000000432	11/13/2012	(20.98)
88107000	CAP Move-CWIP	UZ	2000000432	11/13/2012	(7.14)
88107000	CAP Move-CWIP	UZ	2000000432	11/13/2012	(20.41)
88107000	CAP Move-CWIP	UZ	2000000432	11/13/2012	(57.76)
88107000	CAP Move-CWIP	UZ	2000000432	11/13/2012	(7.11)
88107000	CAP Move-CWIP	UZ	2000000433	11/13/2012	(53.30)
88107000	CAP Move-CWIP	UZ	2000000432	11/13/2012	(53.75)
88107000	CAP Move-CWIP	UZ	2000000432	11/13/2012	(97.34)
88107000	CAP Move-CWIP	UZ	2000000432	11/13/2012	(25.26)
88107000	CAP Move-CWIP	UZ	2000000432	11/13/2012	(140.34)
88107000	CAP Move-CWIP	UZ	2000000432	11/13/2012	(1,010.88)
88107000	CAP Move-CWIP	UZ	2000000432	11/13/2012	(74.12)
88107000	CAP Move-CWIP	UZ	2000000432	11/13/2012	(18.72)
88107000	CAP Move-CWIP	UZ	2000000432	11/13/2012	(232.06)
88107000	CAP Move-CWIP	UZ	2000000432	11/13/2012	(152.31)
88107000	CAP Move-CWIP	UZ	2000000432	11/13/2012	(275.86)

## Kentucky American Water Company

Case No. 2012-00520

Response to PSC DR1, Item 31

Account	Description	Doc Type	Document Number	Posting Date	Amount
88107000	CAP Move-CWIP	UZ	2000000432	11/13/2012	(2,130.18)
88107000	CAP Move-CWIP	UZ	2000000432	11/13/2012	(155.02)
88107000	CAP Move-CWIP	UZ	2000000432	11/13/2012	(56.43)
88107000	CAP Move-CWIP	UZ	2000000432	11/13/2012	(53.04)
88107000	CAP Move-CWIP	UZ	2000000432	11/13/2012	(16.75)
88107000	CAP Move-CWIP	UZ	2000000432	11/13/2012	(506.72)
88107000	CAP Move-CWIP	UZ	2000000432	11/13/2012	(397.70)
88107000	CAP Move-CWIP	UZ	2000000432	11/13/2012	134.27
88107000	CAP Move-CWIP	UZ	2000000432	11/13/2012	74.13
88107000	CAP Move-CWIP	UZ	2000000432	11/13/2012	193.57
88107000	CAP Move-CWIP	UZ	2000000432	11/13/2012	25.82
88107000	CAP Move-CWIP	UZ	2000000432	11/13/2012	12.32
88107000	CAP Move-CWIP	UZ	2000000432	11/13/2012	22.31
88107000	CAP Move-CWIP	UZ	2000000432	11/13/2012	4.29
88107000	CAP Move-CWIP	UZ	2000000432	11/13/2012	32.16
88107000	CAP Move-CWIP	UZ	2000000432	11/13/2012	(6.63)
88107000	CAP Move-CWIP	UZ	2000000432	11/13/2012	(3.15)
88107000	CAP Move-CWIP	UZ	2000000432	11/13/2012	(23.58)
88107000	CAP Move-CWIP	UZ	2000000432	11/13/2012	(126.33)
88107000	CAP Move-CWIP	UZ	2000000432	11/13/2012	(8.80)
88107000	CAP Move-CWIP	UZ	2000000432	11/13/2012	(9.03)
88107000	CAP Move-CWIP	UZ	2000000432	11/13/2012	(16.36)
88107000	CAP Move-CWIP	UZ	2000000432	11/13/2012	(36.04)
88107000	CAP Move-CWIP	UZ	2000000433	11/13/2012	(4.43)
88107000	CAP Move-CWIP	UZ	2000000432	11/13/2012	6,778.63
88107000	CAP Move-CWIP	UZ	2000000432	11/13/2012	(132.91)
88107000	CAP Move-CWIP	UZ	2000000432	11/13/2012	38.51
88107000	CAP Move-CWIP	UZ	2000000432	11/13/2012	69.74
88107000	CAP Move-CWIP	UZ	2000000432	11/13/2012	8,806.33
88107000	CAP Move-CWIP	UZ	2000000432	11/13/2012	13.41
88107000	CAP Move-CWIP	UZ	2000000432	11/13/2012	100.55
88107000	CAP Move-CWIP	UZ	2000000432	11/13/2012	1,950.19
88107000	CAP Move-CWIP	UZ	2000000432	11/13/2012	350.41
88107000	CAP Move-CWIP	UZ	2000000432	11/13/2012	1,219.84
88107000	CAP Move-CWIP	UZ	2000000432	11/13/2012	(15.61)
88107000	CAP Move-CWIP	UZ	2000000432	11/13/2012	(8.89)
88107000	CAP Move-CWIP	UZ	2000000432	11/13/2012	(11.91)
88107000	CAP Move-CWIP	UZ	2000000432	11/13/2012	(22.44)
88107000	CAP Move-CWIP	UZ	2000000432	11/13/2012	(1.71)
88107000	CAP Move-CWIP	UZ	2000000432	11/13/2012	(25.10)
88107000	CAP Move-CWIP	UZ	2000000432	11/13/2012	(12.82)
88107000	CAP Move-CWIP	UZ	2000000432	11/13/2012	(297.57)
88107000	CAP Move-CWIP	UZ	2000000432	11/13/2012	(4.91)
88107000	CAP Move-CWIP	UZ	2000000432	11/13/2012	(506.85)
88107000	CAP Move-CWIP	UZ	2000000432	11/13/2012	(12.62)
88107000	CAP Move-CWIP	UZ	2000000432	11/13/2012	(26.62)
88107000	CAP Move-CWIP	UZ	2000000432	11/13/2012	(20.28)
88107000	CAP Move-CWIP	UZ	2000000432	11/13/2012	(38.20)
88107000	CAP Move-CWIP	UZ	2000000432	11/13/2012	978.50
88107000	CAP Move-CWIP	UZ	2000000432	11/13/2012	(43.03)
88107000	CAP Move-CWIP	UZ	2000000432	11/13/2012	(36.24)
88107000	CAP Move-CWIP	UZ	2000000432	11/13/2012	(94.63)
88107000	CAP Move-CWIP	UZ	2000000432	11/13/2012	(65.64)



## Kentucky American Water Company

Case No. 2012-00520

Response to PSC DR1, Item 31

Account	Description	Doc Type	Document Number	Posting Date	Amount
88107000	CAP Move-CWIP	UZ	2000000432	11/13/2012	2,980,446.00
88107000	CAP Move-CWIP	UZ	2000000432	11/13/2012	(51.30)
88107000	CAP Move-CWIP	UZ	2000000432	11/13/2012	(1.29)
88107000	CAP Move-CWIP	UZ	2000000432	11/13/2012	(9.61)
88107000	CAP Move-CWIP	UZ	2000000432	11/13/2012	(1.28)
88107000	CAP Move-CWIP	UZ	2000000432	11/13/2012	(3.67)
88107000	CAP Move-CWIP	UZ	2000000432	11/13/2012	(9.57)
88107000	CAP Move-CWIP	UZ	2000000432	11/13/2012	(6.64)
88107000	CAP Move-CWIP	UZ	2000000432	11/13/2012	(3.80)
88107000	CAP Move-CWIP	UZ	2000000432	11/13/2012	(18.58)
88107000	CAP Move-CWIP	UZ	2000000432	11/13/2012	(32.53)
88107000	CAP Move-CWIP	UZ	2000000432	11/13/2012	(46.85)
88107000	CAP Move-CWIP	UZ	2000000432	11/13/2012	(43.20)
88107000	CAP Move-CWIP	UZ	2000000432	11/13/2012	4.35
88107000	CAP Move-CWIP	UZ	2000000432	11/13/2012	32.62
88107000	CAP Move-CWIP	UZ	2000000432	11/13/2012	12.49
88107000	CAP Move-CWIP	UZ	2000000432	11/13/2012	(619.45)
88107000	CAP Move-CWIP	UZ	2000000432	11/13/2012	22.63
88107000	CAP Move-CWIP	UZ	2000000432	11/13/2012	(49.54)
88107000	CAP Move-CWIP	UZ	2000000432	11/13/2012	(1,651.87)
88107000	CAP Move-CWIP	UZ	2000000432	11/13/2012	(131.64)
88107000	CAP Move-CWIP	UZ	2000000432	11/13/2012	(72.69)
88107000	CAP Move-CWIP	UZ	2000000432	11/13/2012	(86.72)
88107000	CAP Move-CWIP	UZ	2000000432	11/13/2012	(189.78)
88107000	CAP Move-CWIP	UZ	2000000432	11/13/2012	(124.94)
88107000	CAP Move-CWIP	UZ	2000000432	11/13/2012	(115.16)
88107000	CAP Move-CWIP	UZ	2000000433	11/13/2012	(25.31)
88107000	CAP Move-CWIP	UZ	2000000432	11/13/2012	24,965.35
88107000	CAP Move-CWIP	UZ	2000000432	11/13/2012	10.98
88107000	CAP Move-CWIP	UZ	2000000432	11/13/2012	3.82
88107000	CAP Move-CWIP	UZ	2000000432	11/13/2012	28.67
88107000	CAP Move-CWIP	UZ	2000000432	11/13/2012	19.89
88107000	CAP Move-CWIP	UZ	2000000432	11/13/2012	5.08
88107000	CAP Move-CWIP	UZ	2000000432	11/13/2012	5.17
88107000	CAP Move-CWIP	UZ	2000000432	11/13/2012	9.21
88107000	CAP Move-CWIP	UZ	2000000432	11/13/2012	3.73
88107000	CAP Move-CWIP	UZ	2000000432	11/13/2012	71.11
88107000	CAP Move-CWIP	UZ	2000000432	11/13/2012	17.57
88107000	CAP Move-CWIP	UZ	2000000432	11/13/2012	1.77
88107000	CAP Move-CWIP	UZ	2000000433	11/13/2012	13.28
88107000	CAP Move-CWIP	UZ	2000000432	11/13/2012	(6.82)
88107000	CAP Move-CWIP	UZ	2000000432	11/13/2012	(1.58)
88107000	CAP Move-CWIP	UZ	2000000432	11/13/2012	(95.74)
88107000	CAP Move-CWIP	UZ	2000000432	11/13/2012	(5.02)
88107000	CAP Move-CWIP	UZ	2000000432	11/13/2012	(4.13)
88107000	CAP Move-CWIP	UZ	2000000432	11/13/2012	(30.14)
88107000	CAP Move-CWIP	UZ	2000000432	11/13/2012	(2.86)
88107000	CAP Move-CWIP	UZ	2000000432	11/13/2012	(3.82)
88107000	CAP Move-CWIP	UZ	2000000433	11/13/2012	(0.55)
88107000	CAP Move-CWIP	UZ	2000000432	11/13/2012	5.58
88107000	CAP Move-CWIP	UZ	2000000432	11/13/2012	(850.50)
88107000	CAP Move-CWIP	UZ	2000000432	11/13/2012	(61.66)
88107000	CAP Move-CWIP	UZ	2000000432	11/13/2012	1.94

## Kentucky American Water Company

Case No. 2012-00520

Response to PSC DR1, Item 31

Account	Description	Doc Type	Document Number	Posting Date	Amount
88107000	CAP Move-CWIP	UZ	2000000432	11/13/2012	(44.66)
88107000	CAP Move-CWIP	UZ	2000000432	11/13/2012	14.57
88107000	CAP Move-CWIP	UZ	2000000432	11/13/2012	1,635.94
88107000	CAP Move-CWIP	UZ	2000000432	11/13/2012	(31.74)
88107000	CAP Move-CWIP	UZ	2000000432	11/13/2012	10.11
88107000	CAP Move-CWIP	UZ	2000000433	11/13/2012	(212.34)
88107000	CAP Move-CWIP	UZ	2000000433	11/13/2012	74.77
88107000	CAP Move-CWIP	UZ	2000000432	11/13/2012	(1.21)
88107000	CAP Move-CWIP	UZ	2000000432	11/13/2012	(62.51)
88107000	CAP Move-CWIP	UZ	2000000432	11/13/2012	(43.65)
88107000	CAP Move-CWIP	UZ	2000000432	11/13/2012	(24.10)
88107000	CAP Move-CWIP	UZ	2000000432	11/13/2012	(11.01)
88107000	CAP Move-CWIP	UZ	2000000432	11/13/2012	(8.39)
88107000	CAP Move-CWIP	UZ	2000000432	11/13/2012	(62.93)
88107000	CAP Move-CWIP	UZ	2000000432	11/13/2012	(15.04)
88107000	CAP Move-CWIP	UZ	2000000432	11/13/2012	(24.82)
88107000	CAP Move-CWIP	UZ	2000000432	11/13/2012	(337.05)
88107000	CAP Move-CWIP	UZ	2000000432	11/13/2012	1,667.59
88107000	CAP Move-CWIP	UZ	2000000432	11/13/2012	(126.59)
88107000	CAP Move-CWIP	UZ	2000000432	11/13/2012	(16.88)
88107000	CAP Move-CWIP	UZ	2000000432	11/13/2012	(136.83)
88107000	CAP Move-CWIP	UZ	2000000432	11/13/2012	(49.90)
88107000	CAP Move-CWIP	UZ	2000000432	11/13/2012	(48.48)
88107000	CAP Move-CWIP	UZ	2000000432	11/13/2012	(16.96)
88107000	CAP Move-CWIP	UZ	2000000432	11/13/2012	(87.80)
88107000	CAP Move-CWIP	UZ	2000000433	11/13/2012	(678.02)
88107000	CAP Move-CWIP	UZ	2000000432	11/13/2012	67.76
88107000	CAP Move-CWIP	UZ	2000000432	11/13/2012	(27.31)
88107000	CAP Move-CWIP	UZ	2000000432	11/13/2012	(179.93)
88107000	CAP Move-CWIP	UZ	2000000432	11/13/2012	(831.81)
88107000	CAP Move-CWIP	UZ	2000000432	11/13/2012	176.95
88107000	CAP Move-CWIP	UZ	2000000432	11/13/2012	(28.64)
88107000	CAP Move-CWIP	UZ	2000000432	11/13/2012	(60.46)
88107000	CAP Move-CWIP	UZ	2000000432	11/13/2012	23.60
88107000	CAP Move-CWIP	UZ	2000000432	11/13/2012	71.78
88107000	CAP Move-CWIP	UZ	2000000433	11/13/2012	122.74
88107000	CAP Move-CWIP	UZ	2000000432	11/13/2012	70.29
88107000	CAP Move-CWIP	UZ	2000000432	11/13/2012	13.52
88107000	CAP Move-CWIP	UZ	2000000432	11/13/2012	101.33
88107000	CAP Move-CWIP	UZ	2000000432	11/13/2012	38.81
88107000	CAP Move-CWIP	UZ	2000000432	11/13/2012	5,950.02
88107000	CAP Move-CWIP	UZ	2000000432	11/13/2012	(5,950.02)
88107000	CAP Move-CWIP	UZ	2000000432	11/13/2012	3,825.02
88107000	CAP Move-CWIP	UZ	2000000432	11/13/2012	(3,825.02)
88107000	CAP Move-CWIP	UZ	2000000432	11/13/2012	(135.60)
88107000	CAP Move-CWIP	UZ	2000000432	11/13/2012	86,044.03
88107000	CAP Move-CWIP	UZ	2000000432	11/13/2012	(86,044.03)
88107000	CAP Move-CWIP	UZ	2000000432	11/13/2012	(51.93)
88107000	CAP Move-CWIP	UZ	2000000432	11/13/2012	(0.30)
88107000	CAP Move-CWIP	UZ	2000000432	11/13/2012	(112.17)
88107000	CAP Move-CWIP	UZ	2000000432	11/13/2012	(1,489.88)
88107000	CAP Move-CWIP	UZ	2000000432	11/13/2012	(94.06)
88107000	CAP Move-CWIP	UZ	2000000432	11/13/2012	(18.09)

## Kentucky American Water Company

Case No. 2012-00520

Response to PSC DR1, Item 31

Account	Description	Doc Type	Document Number	Posting Date	Amount
88107000	CAP Move-CWIP	UZ	2000000433	11/13/2012	(147.89)
88107000	CAP Move-CWIP	UZ	2000000433	11/13/2012	(3.79)
88107000	CAP Move-CWIP	UZ	2000000432	11/13/2012	(1.30)
88107000	CAP Move-CWIP	UZ	2000000432	11/13/2012	(3.25)
88107000	CAP Move-CWIP	UZ	2000000432	11/13/2012	(8.09)
88107000	CAP Move-CWIP	UZ	2000000432	11/13/2012	(3.10)
88107000	CAP Move-CWIP	UZ	2000000432	11/13/2012	(1.08)
88107000	CAP Move-CWIP	UZ	2000000432	11/13/2012	(43.36)
88107000	CAP Move-CWIP	UZ	2000000432	11/13/2012	(5.62)
88107000	CAP Move-CWIP	UZ	2000000432	11/13/2012	(4.58)
88107000	CAP Move-CWIP	UZ	2000000432	11/13/2012	(2.28)
88107000	CAP Move-CWIP	UZ	2000000432	11/13/2012	(83.59)
88107000	CAP Move-CWIP	UZ	2000000432	11/13/2012	(219.76)
88107000	CAP Move-CWIP	UZ	2000000432	11/13/2012	(92.29)
88107000	CAP Move-CWIP	UZ	2000000432	11/13/2012	4,528.50
88107000	CAP Move-CWIP	UZ	2000000432	11/13/2012	(128.17)
88107000	CAP Move-CWIP	UZ	2000000432	11/13/2012	(24.65)
88107000	CAP Move-CWIP	UZ	2000000432	11/13/2012	(3,370.31)
88107000	CAP Move-CWIP	UZ	2000000432	11/13/2012	(589.29)
88107000	CAP Move-CWIP	UZ	2000000432	11/13/2012	(70.77)
88107000	CAP Move-CWIP	UZ	2000000432	11/13/2012	(184.79)
88107000	CAP Move-CWIP	UZ	2000000432	11/13/2012	2,670.00
88107000	CAP Move-CWIP	UZ	2000000432	11/13/2012	(1.66)
88107000	CAP Move-CWIP	UZ	2000000432	11/13/2012	(210.01)
88107000	CAP Move-CWIP	UZ	2000000432	11/13/2012	210.01
88107000	CAP Move-CWIP	UZ	2000000432	11/13/2012	(105.01)
88107000	CAP Move-CWIP	UZ	2000000432	11/13/2012	105.01
88107000	CAP Move-CWIP	UZ	2000000432	11/13/2012	(3,830.01)
88107000	CAP Move-CWIP	UZ	2000000432	11/13/2012	(101.61)
88107000	CAP Move-CWIP	UZ	2000000432	11/13/2012	15,069.59
88107000	CAP Move-CWIP	UZ	2000000432	11/13/2012	(14.53)
88107000	CAP Move-CWIP	UZ	2000000432	11/13/2012	(75.57)
88107000	CAP Move-CWIP	UZ	2000000432	11/13/2012	(41.73)
88107000	CAP Move-CWIP	UZ	2000000432	11/13/2012	(108.95)
88107000	CAP Move-CWIP	UZ	2000000432	11/13/2012	(126.54)
88107000	CAP Move-CWIP	UZ	2000000432	11/13/2012	(1,347.13)
88107000	CAP Move-CWIP	UZ	2000000433	11/13/2012	3,830.01
88107000	CAP Move-CWIP	UZ	2000000432	11/13/2012	1,005.01
88107000	CAP Move-CWIP	UZ	2000000433	11/13/2012	(1,005.01)
88107000	CAP Move-CWIP	UZ	2000000432	11/13/2012	63.63
88107000	CAP Move-CWIP	UZ	2000000432	11/13/2012	(71.80)
88107000	CAP Move-CWIP	UZ	2000000432	11/13/2012	(27.07)
88107000	CAP Move-CWIP	UZ	2000000432	11/13/2012	(2,684.38)
88107000	CAP Move-CWIP	UZ	2000000432	11/13/2012	(494.36)
88107000	CAP Move-CWIP	UZ	2000000432	11/13/2012	(140.78)
88107000	CAP Move-CWIP	UZ	2000000432	11/13/2012	99.60
88107000	CAP Move-CWIP	UZ	2000000432	11/13/2012	(70.74)
88107000	CAP Move-CWIP	UZ	2000000432	11/13/2012	(202.97)
88107000	CAP Move-CWIP	UZ	2000000432	11/13/2012	(77.73)
88107000	CAP Move-CWIP	UZ	2000000432	11/13/2012	(2.36)
88107000	CAP Move-CWIP	UZ	2000000432	11/13/2012	(179.92)
88107000	CAP Move-CWIP	UZ	2000000432	11/13/2012	297.87
88107000	CAP Move-CWIP	UZ	2000000432	11/13/2012	(4.23)

## Kentucky American Water Company

Case No. 2012-00520

Response to PSC DR1, Item 31

Account	Description	Doc Type	Document Number	Posting Date	Amount
88107000	CAP Move-CWIP	UZ	2000000432	11/13/2012	(15.31)
88107000	CAP Move-CWIP	UZ	2000000432	11/13/2012	(10.62)
88107000	CAP Move-CWIP	UZ	2000000432	11/13/2012	(5.90)
88107000	CAP Move-CWIP	UZ	2000000432	11/13/2012	(2.04)
88107000	CAP Move-CWIP	UZ	2000000432	11/13/2012	(24.33)
88107000	CAP Move-CWIP	UZ	2000000432	11/13/2012	(5.86)
88107000	CAP Move-CWIP	UZ	2000000432	11/13/2012	(82.01)
88107000	CAP Move-CWIP	UZ	2000000432	11/13/2012	53,077.68
88107000	CAP Move-CWIP	UZ	2000000432	11/13/2012	(175.53)
88107000	CAP Move-CWIP	UZ	2000000432	11/13/2012	(68.83)
88107000	CAP Move-CWIP	UZ	2000000432	11/13/2012	(317.92)
88107000	CAP Move-CWIP	UZ	2000000432	11/13/2012	(6,139.57)
88107000	CAP Move-CWIP	UZ	2000000432	11/13/2012	(71.75)
88107000	CAP Move-CWIP	UZ	2000000432	11/13/2012	(397.29)
88107000	CAP Move-CWIP	UZ	2000000432	11/13/2012	(1,261.61)
88107000	CAP Move-CWIP	UZ	2000000432	11/13/2012	(458.34)
88107000	CAP Move-CWIP	UZ	2000000432	11/13/2012	(61.13)
88107000	CAP Move-CWIP	UZ	2000000432	11/13/2012	456.03
88107000	CAP Move-CWIP	UZ	2000000432	11/13/2012	(149.57)
88107000	CAP Move-CWIP	UZ	2000000432	11/13/2012	(82.58)
88107000	CAP Move-CWIP	UZ	2000000432	11/13/2012	(314.30)
88107000	CAP Move-CWIP	UZ	2000000432	11/13/2012	(1,154.98)
88107000	CAP Move-CWIP	UZ	2000000432	11/13/2012	(83.54)
88107000	CAP Move-CWIP	UZ	2000000432	11/13/2012	(215.64)
88107000	CAP Move-CWIP	UZ	2000000432	11/13/2012	(28.76)
88107000	CAP Move-CWIP	UZ	2000000432	11/13/2012	(48.47)
88107000	CAP Move-CWIP	UZ	2000000432	11/13/2012	(26.76)
88107000	CAP Move-CWIP	UZ	2000000432	11/13/2012	(69.87)
88107000	CAP Move-CWIP	UZ	2000000432	11/13/2012	(1.17)
88107000	CAP Move-CWIP	UZ	2000000432	11/13/2012	(27.44)
88107000	CAP Move-CWIP	UZ	2000000432	11/13/2012	(19.64)
88107000	CAP Move-CWIP	UZ	2000000432	11/13/2012	(374.24)
88107000	CAP Move-CWIP	UZ	2000000432	11/13/2012	(76.59)
88107000	CAP Move-CWIP	UZ	2000000432	11/13/2012	(9.32)
88107000	CAP Move-CWIP	UZ	2000000432	11/13/2012	(25.11)
88107000	CAP Move-CWIP	UZ	2000000432	11/13/2012	(79.45)
88107000	CAP Move-CWIP	UZ	2000000432	11/13/2012	(10.60)
88107000	CAP Move-CWIP	UZ	2000000432	11/13/2012	(55.11)
88107000	CAP Move-CWIP	UZ	2000000432	11/13/2012	(307.62)
88107000	CAP Move-CWIP	UZ	2000000432	11/13/2012	(1,005.88)
88107000	CAP Move-CWIP	UZ	2000000432	11/13/2012	(72.31)
88107000	CAP Move-CWIP	UZ	2000000432	11/13/2012	(30.43)
88107000	CAP Move-CWIP	UZ	2000000432	11/13/2012	(12.49)
88107000	CAP Move-CWIP	UZ	2000000432	11/13/2012	(24.82)
88107000	CAP Move-CWIP	UZ	2000000432	11/13/2012	(132.96)
88107000	CAP Move-CWIP	UZ	2000000432	11/13/2012	(9.51)
88107000	CAP Move-CWIP	UZ	2000000432	11/13/2012	(3.31)
88107000	CAP Move-CWIP	UZ	2000000432	11/13/2012	(10.02)
88107000	CAP Move-CWIP	UZ	2000000432	11/13/2012	(17.22)
88107000	CAP Move-CWIP	UZ	2000000432	11/13/2012	648.00
88107000	CAP Move-CWIP	UZ	2000000432	11/13/2012	5,671.50
88107000	CAP Move-CWIP	UZ	2000000432	11/13/2012	38,758.73
88107000	CAP Move-CWIP	UZ	2000000432	11/13/2012	(126.83)

## Kentucky American Water Company

Case No. 2012-00520

Response to PSC DR1, Item 31

Account	Description	Doc Type	Document Number	Posting Date	Amount
88107000	CAP Move-CWIP	UZ	2000000432	11/13/2012	(182.86)
88107000	CAP Move-CWIP	UZ	2000000432	11/13/2012	31,468.91
88107000	CAP Move-CWIP	UZ	2000000432	11/13/2012	(3,294.32)
88107000	CAP Move-CWIP	UZ	2000000432	11/13/2012	(243.90)
88107000	CAP Move-CWIP	UZ	2000000432	11/13/2012	(24.39)
88107000	CAP Move-CWIP	UZ	2000000432	11/13/2012	(70.03)
88107000	CAP Move-CWIP	UZ	2000000432	11/13/2012	(550.28)
88107000	CAP Move-CWIP	UZ	2000000432	11/13/2012	10,976.57
88107000	CAP Move-CWIP	UZ	2000000432	11/13/2012	(166.90)
88107000	CAP Move-CWIP	UZ	2000000432	11/13/2012	(130.06)
88107000	CAP Move-CWIP	UZ	2000000432	11/13/2012	(4.43)
88107000	CAP Move-CWIP	UZ	2000000432	11/13/2012	(14.39)
88107000	CAP Move-CWIP	UZ	2000000432	11/13/2012	(14.82)
88107000	CAP Move-CWIP	UZ	2000000432	11/13/2012	(199.81)
88107000	CAP Move-CWIP	UZ	2000000432	11/13/2012	(2.77)
88107000	CAP Move-CWIP	UZ	2000000432	11/13/2012	(20.74)
88107000	CAP Move-CWIP	UZ	2000000432	11/13/2012	(6.27)
88107000	CAP Move-CWIP	UZ	2000000432	11/13/2012	(32.89)
88107000	CAP Move-CWIP	UZ	2000000432	11/13/2012	(7.94)
88107000	CAP Move-CWIP	UZ	2000000432	11/13/2012	(162.50)
88107000	CAP Move-CWIP	UZ	2000000432	11/13/2012	(4.92)
88107000	CAP Move-CWIP	UZ	2000000432	11/13/2012	(1.71)
88107000	CAP Move-CWIP	UZ	2000000432	11/13/2012	16,825.00
88107000	CAP Move-CWIP	UZ	2000000432	11/13/2012	(12.03)
88107000	CAP Move-CWIP	UZ	2000000432	11/13/2012	(26.83)
88107000	CAP Move-CWIP	UZ	2000000432	11/13/2012	(6.50)
88107000	CAP Move-CWIP	UZ	2000000432	11/13/2012	(8.53)
88107000	CAP Move-CWIP	UZ	2000000432	11/13/2012	(8.90)
88107000	CAP Move-CWIP	UZ	2000000432	11/13/2012	(12.84)
88107000	CAP Move-CWIP	UZ	2000000432	11/13/2012	498.20
88107000	CAP Move-CWIP	UZ	2000000432	11/13/2012	36,252.00
88107000	CAP Move-CWIP	UZ	2000000432	11/13/2012	5,590.35
88107000	CAP Move-CWIP	UZ	2000000433	11/13/2012	14,304.28
88107000	CAP Move-CWIP	UZ	2000000432	11/13/2012	2,306.56
88107000	CAP Move-CWIP	UZ	2000000432	11/13/2012	10,467.50
88107000	CAP Move-CWIP	UZ	2000000432	11/13/2012	12,382.92
88107000	CAP Move-CWIP	UZ	2000000432	11/13/2012	13.13
88107000	CAP Move-CWIP	UZ	2000000432	11/13/2012	(9.63)
88107000	CAP Move-CWIP	UZ	2000000432	11/13/2012	(6.72)
88107000	CAP Move-CWIP	UZ	2000000432	11/13/2012	7.25
88107000	CAP Move-CWIP	UZ	2000000432	11/13/2012	(127.53)
88107000	CAP Move-CWIP	UZ	2000000432	11/13/2012	(5.10)
88107000	CAP Move-CWIP	UZ	2000000432	11/13/2012	18.93
88107000	CAP Move-CWIP	UZ	2000000432	11/13/2012	2.52
88107000	CAP Move-CWIP	UZ	2000000432	11/13/2012	(10.80)
88107000	CAP Move-CWIP	UZ	2000000432	11/13/2012	(37.18)
88107000	CAP Move-CWIP	UZ	2000000432	11/13/2012	(65.07)
88107000	CAP Move-CWIP	UZ	2000000432	11/13/2012	(93.70)
88107000	CAP Move-CWIP	UZ	2000000432	11/13/2012	(98.73)
88107000	CAP Move-CWIP	UZ	2000000432	11/13/2012	(86.40)
88107000	CAP Move-CWIP	UZ	2000000432	11/13/2012	(142.34)
88107000	CAP Move-CWIP	UZ	2000000432	11/13/2012	(54.51)
88107000	CAP Move-CWIP	UZ	2000000432	11/13/2012	(18.99)

## Kentucky American Water Company

Case No. 2012-00520

Response to PSC DR1, Item 31

Account	Description	Doc Type	Document Number	Posting Date	Amount
88107000	CAP Move-CWIP	UZ	2000000433	11/13/2012	(1,238.91)
88107000	CAP Move-CWIP	UZ	2000000432	11/13/2012	2,086.84
88107000	CAP Move-CWIP	UZ	2000000432	11/13/2012	(88.57)
88107000	CAP Move-CWIP	UZ	2000000432	11/13/2012	(16.02)
88107000	CAP Move-CWIP	UZ	2000000432	11/13/2012	(3.08)
88107000	CAP Move-CWIP	UZ	2000000432	11/13/2012	910.08
88107000	CAP Move-CWIP	UZ	2000000432	11/13/2012	(8.84)
88107000	CAP Move-CWIP	UZ	2000000432	11/13/2012	(348.53)
88107000	CAP Move-CWIP	UZ	2000000432	11/13/2012	(25.34)
88107000	CAP Move-CWIP	UZ	2000000432	11/13/2012	(3.51)
88107000	CAP Move-CWIP	UZ	2000000433	11/13/2012	(10.93)
88107000	CAP Move-CWIP	UZ	2000000433	11/13/2012	(23.09)
88107000	CAP Move-CWIP	UZ	2000000432	11/13/2012	64.34
88107000	CAP Move-CWIP	UZ	2000000432	11/13/2012	8.58
88107000	CAP Move-CWIP	UZ	2000000432	11/13/2012	44.63
88107000	CAP Move-CWIP	UZ	2000000433	11/13/2012	24.64
88107000	CAP Move-CWIP	UZ	2000000432	11/13/2012	(1.37)
88107000	CAP Move-CWIP	UZ	2000000432	11/13/2012	0.19
88107000	CAP Move-CWIP	UZ	2000000432	11/13/2012	0.54
88107000	CAP Move-CWIP	UZ	2000000432	11/13/2012	0.97
88107000	CAP Move-CWIP	UZ	2000000432	11/13/2012	(3.90)
88107000	CAP Move-CWIP	UZ	2000000432	11/13/2012	1.40
88107000	CAP Move-CWIP	UZ	2000000432	11/13/2012	(15.74)
88107000	CAP Move-CWIP	UZ	2000000433	11/13/2012	(0.70)
88107000	CAP Move-CWIP	UZ	2000000433	11/13/2012	(54.11)
88107000	CAP Move-CWIP	UZ	2000000433	11/13/2012	431.64
88107000	CAP Move-CWIP	UZ	2000000432	11/13/2012	203.31
88107000	CAP Move-CWIP	UZ	2000000432	11/13/2012	(422.91)
88107000	CAP Move-CWIP	UZ	2000000432	11/13/2012	(34.60)
88107000	CAP Move-CWIP	UZ	2000000432	11/13/2012	(78.91)
88107000	CAP Move-CWIP	UZ	2000000432	11/13/2012	(1,383.09)
88107000	CAP Move-CWIP	UZ	2000000432	11/13/2012	(99.44)
88107000	CAP Move-CWIP	UZ	2000000432	11/13/2012	(15.17)
88107000	CAP Move-CWIP	UZ	2000000432	11/13/2012	(113.76)
88107000	CAP Move-CWIP	UZ	2000000432	11/13/2012	6,663.11
88107000	CAP Move-CWIP	UZ	2000000432	11/13/2012	(43.57)
88107000	CAP Move-CWIP	UZ	2000000432	11/13/2012	176.69
88107000	CAP Move-CWIP	UZ	2000000432	11/13/2012	5,309.47
88107000	CAP Move-CWIP	UZ	2000000432	11/13/2012	(5,309.47)
88107000	CAP Move-CWIP	UZ	2000000432	11/13/2012	15,900.00
88107000	CAP Move-CWIP	UZ	2000000432	11/13/2012	2,427.43
88107000	CAP Move-CWIP	UZ	2000000432	11/13/2012	(10.67)
88107000	CAP Move-CWIP	UZ	2000000432	11/13/2012	(10.78)
88107000	CAP Move-CWIP	UZ	2000000432	11/13/2012	(1.94)
88107000	CAP Move-CWIP	UZ	2000000432	11/13/2012	(3.72)
88107000	CAP Move-CWIP	UZ	2000000432	11/13/2012	(43.41)
88107000	CAP Move-CWIP	UZ	2000000432	11/13/2012	(19.34)
88107000	CAP Move-CWIP	UZ	2000000432	11/13/2012	(27.88)
88107000	CAP Move-CWIP	UZ	2000000432	11/13/2012	(3.77)
88107000	CAP Move-CWIP	UZ	2000000432	11/13/2012	(149.33)
88107000	CAP Move-CWIP	UZ	2000000432	11/13/2012	4,793.31
88107000	CAP Move-CWIP	UZ	2000000432	11/13/2012	213.16
88107000	CAP Move-CWIP	UZ	2000000432	11/13/2012	386.07

## Kentucky American Water Company

Case No. 2012-00520

Response to PSC DR1, Item 31

Account	Description	Doc Type	Document Number	Posting Date	Amount
88107000	CAP Move-CWIP	UZ	2000000432	11/13/2012	74.23
88107000	CAP Move-CWIP	UZ	2000000432	11/13/2012	556.59
88257100	CAP Move-RWIP	UZ	2000000432	11/13/2012	(0.24)
88257100	CAP Move-RWIP	UZ	2000000432	11/13/2012	(0.04)
88257100	CAP Move-RWIP	UZ	2000000432	11/13/2012	(0.03)
88257100	CAP Move-RWIP	UZ	2000000432	11/13/2012	(0.09)
88257100	CAP Move-RWIP	UZ	2000000432	11/13/2012	(1.28)
88257100	CAP Move-RWIP	UZ	2000000432	11/13/2012	(0.36)
88257100	CAP Move-RWIP	UZ	2000000432	11/13/2012	(0.09)
88257100	CAP Move-RWIP	UZ	2000000432	11/13/2012	(0.07)
88257100	CAP Move-RWIP	UZ	2000000432	11/13/2012	(0.17)
88257100	CAP Move-RWIP	UZ	2000000432	11/13/2012	(0.01)
88257100	CAP Move-RWIP	UZ	2000000432	11/13/2012	(0.01)
88257100	CAP Move-RWIP	UZ	2000000432	11/13/2012	(0.04)
88257100	CAP Move-RWIP	UZ	2000000432	11/13/2012	(0.52)
88257100	CAP Move-RWIP	UZ	2000000432	11/13/2012	(0.10)
88257100	CAP Move-RWIP	UZ	2000000432	11/13/2012	(0.07)
88257100	CAP Move-RWIP	UZ	2000000432	11/13/2012	(0.04)
88257100	CAP Move-RWIP	UZ	2000000433	11/13/2012	(0.10)
88257100	CAP Move-RWIP	UZ	2000000432	11/13/2012	(0.44)
88257100	CAP Move-RWIP	UZ	2000000432	11/13/2012	0.23
88257100	CAP Move-RWIP	UZ	2000000432	11/13/2012	0.04
88257100	CAP Move-RWIP	UZ	2000000432	11/13/2012	0.13
88257100	CAP Move-RWIP	UZ	2000000432	11/13/2012	(6.26)
88257100	CAP Move-RWIP	UZ	2000000432	11/13/2012	0.33
88257100	CAP Move-RWIP	UZ	2000000432	11/13/2012	(0.47)
88257100	CAP Move-RWIP	UZ	2000000432	11/13/2012	(0.33)
88257100	CAP Move-RWIP	UZ	2000000432	11/13/2012	(0.19)
88257100	CAP Move-RWIP	UZ	2000000432	11/13/2012	(0.50)
88257100	CAP Move-RWIP	UZ	2000000432	11/13/2012	(0.73)
88257100	CAP Move-RWIP	UZ	2000000432	11/13/2012	(0.88)
88257100	CAP Move-RWIP	UZ	2000000432	11/13/2012	(1.92)
88257100	CAP Move-RWIP	UZ	2000000432	11/13/2012	(1.16)
88257100	CAP Move-RWIP	UZ	2000000432	11/13/2012	(1.33)
88257100	CAP Move-RWIP	UZ	2000000432	11/13/2012	(1.26)
88257100	CAP Move-RWIP	UZ	2000000432	11/13/2012	(0.26)
88257100	CAP Move-RWIP	UZ	2000000432	11/13/2012	(16.69)
88257100	CAP Move-RWIP	UZ	2000000432	11/13/2012	1.08
88257100	CAP Move-RWIP	UZ	2000000432	11/13/2012	8.09
88257100	CAP Move-RWIP	UZ	2000000432	11/13/2012	5.61
88257100	CAP Move-RWIP	UZ	2000000432	11/13/2012	3.10
88257100	CAP Move-RWIP	UZ	2000000432	11/13/2012	30.45
88257100	CAP Move-RWIP	UZ	2000000432	11/13/2012	(27.17)
88257100	CAP Move-RWIP	UZ	2000000432	11/13/2012	(80.84)
88257100	CAP Move-RWIP	UZ	2000000432	11/13/2012	10.60
88257100	CAP Move-RWIP	UZ	2000000432	11/13/2012	(12.27)
88257100	CAP Move-RWIP	UZ	2000000432	11/13/2012	79.50
88257100	CAP Move-RWIP	UZ	2000000432	11/13/2012	32.25
88257100	CAP Move-RWIP	UZ	2000000432	11/13/2012	(373.71)
88257100	CAP Move-RWIP	UZ	2000000432	11/13/2012	55.14
88257100	CAP Move-RWIP	UZ	2000000432	11/13/2012	(12.87)
88257100	CAP Move-RWIP	UZ	2000000432	11/13/2012	6.07
88257100	CAP Move-RWIP	UZ	2000000432	11/13/2012	45.53

Kentucky American Water Company

Case No. 2012-00520

Response to PSC DR1, Item 31

Account	Description	Doc Type	Document Number	Posting Date	Amount
88257100	CAP Move-RWIP	UZ	2000000432	11/13/2012	31.58
88257100	CAP Move-RWIP	UZ	2000000432	11/13/2012	17.43
88257100	CAP Move-RWIP	UZ	2000000432	11/13/2012	(3.64)
88257100	CAP Move-RWIP	UZ	2000000432	11/13/2012	(1.02)
88257100	CAP Move-RWIP	UZ	2000000432	11/13/2012	(2.06)
88257100	CAP Move-RWIP	UZ	2000000432	11/13/2012	(1.46)
88257100	CAP Move-RWIP	UZ	2000000432	11/13/2012	(2.52)
88257100	CAP Move-RWIP	UZ	2000000432	11/13/2012	(0.59)
88257100	CAP Move-RWIP	UZ	2000000432	11/13/2012	(19.48)
88257100	CAP Move-RWIP	UZ	2000000432	11/13/2012	(1.39)
88257100	CAP Move-RWIP	UZ	2000000433	11/13/2012	(0.48)
88257100	CAP Move-RWIP	UZ	2000000432	11/13/2012	(11.07)
88257100	CAP Move-RWIP	UZ	2000000432	11/13/2012	(57.59)
88257100	CAP Move-RWIP	UZ	2000000432	11/13/2012	(37.55)
88257100	CAP Move-RWIP	UZ	2000000432	11/13/2012	(0.75)
88257100	CAP Move-RWIP	UZ	2000000432	11/13/2012	(83.02)
88257100	CAP Move-RWIP	UZ	2000000432	11/13/2012	(264.75)
88257100	CAP Move-RWIP	UZ	2000000432	11/13/2012	(1,514.20)
88257100	CAP Move-RWIP	UZ	2000000432	11/13/2012	(41.47)
88257100	CAP Move-RWIP	UZ	2000000432	11/13/2012	(31.79)
88257100	CAP Move-RWIP	UZ	2000000432	11/13/2012	2,034.53
88257100	CAP Move-RWIP	UZ	2000000432	11/13/2012	1,199.56
88257100	CAP Move-RWIP	UZ	2000000433	11/13/2012	(98.74)
88257100	CAP Move-RWIP	UZ	2000000432	11/13/2012	9.51
88257100	CAP Move-RWIP	UZ	2000000432	11/13/2012	14.89
88257100	CAP Move-RWIP	UZ	2000000432	11/13/2012	(10.73)
88257100	CAP Move-RWIP	UZ	2000000432	11/13/2012	(10.57)
88257100	CAP Move-RWIP	UZ	2000000432	11/13/2012	(26.89)
88257100	CAP Move-RWIP	UZ	2000000432	11/13/2012	(11.62)
88257100	CAP Move-RWIP	UZ	2000000432	11/13/2012	(30.33)
88257100	CAP Move-RWIP	UZ	2000000432	11/13/2012	(4.05)
88257100	CAP Move-RWIP	UZ	2000000432	11/13/2012	(0.35)
88257100	CAP Move-RWIP	UZ	2000000432	11/13/2012	(401.12)
88257100	CAP Move-RWIP	UZ	2000000433	11/13/2012	(73.87)
88257100	CAP Move-RWIP	UZ	2000000433	11/13/2012	(21.04)
88257100	CAP Move-RWIP	UZ	2000000432	11/13/2012	44.51
88257100	CAP Move-RWIP	UZ	2000000432	11/13/2012	(1.59)
88257100	CAP Move-RWIP	UZ	2000000432	11/13/2012	(0.63)
88257100	CAP Move-RWIP	UZ	2000000432	11/13/2012	(12.25)
88257100	CAP Move-RWIP	UZ	2000000432	11/13/2012	(0.88)
88257100	CAP Move-RWIP	UZ	2000000432	11/13/2012	(3.63)
88257100	CAP Move-RWIP	UZ	2000000432	11/13/2012	(0.31)
88257100	CAP Move-RWIP	UZ	2000000432	11/13/2012	(0.88)
88257100	CAP Move-RWIP	UZ	2000000433	11/13/2012	(2.29)
88257100	CAP Move-RWIP	UZ	2000000432	11/13/2012	(10.29)
88257100	CAP Move-RWIP	UZ	2000000432	11/13/2012	(917.41)
88257100	CAP Move-RWIP	UZ	2000000432	11/13/2012	(68.49)
88257100	CAP Move-RWIP	UZ	2000000432	11/13/2012	(59.36)
88257100	CAP Move-RWIP	UZ	2000000432	11/13/2012	(10.72)
88257100	CAP Move-RWIP	UZ	2000000432	11/13/2012	(47.50)
88257100	CAP Move-RWIP	UZ	2000000432	11/13/2012	(26.23)
88257100	CAP Move-RWIP	UZ	2000000432	11/13/2012	(188.52)
88257100	CAP Move-RWIP	UZ	2000000432	11/13/2012	7,931.15



## Kentucky American Water Company

Case No. 2012-00520

Response to PSC DR1, Item 31

Account	Description	Doc Type	Document Number	Posting Date	Amount
88257100	CAP Move-RWIP	UZ	2000000433	11/13/2012	(9.13)
88257100	CAP Move-RWIP	UZ	2000000432	11/13/2012	68.14
88257100	CAP Move-RWIP	UZ	2000000432	11/13/2012	(172.58)
88257100	CAP Move-RWIP	UZ	2000000432	11/13/2012	(4.30)
88257100	CAP Move-RWIP	UZ	2000000432	11/13/2012	(12.48)
88257100	CAP Move-RWIP	UZ	2000000432	11/13/2012	(22.35)
88257100	CAP Move-RWIP	UZ	2000000432	11/13/2012	(46.97)
88257100	CAP Move-RWIP	UZ	2000000432	11/13/2012	(12.34)
88257100	CAP Move-RWIP	UZ	2000000432	11/13/2012	(32.22)
88257100	CAP Move-RWIP	UZ	2000000432	11/13/2012	(10.44)
88257100	CAP Move-RWIP	UZ	2000000432	11/13/2012	(0.18)
88257100	CAP Move-RWIP	UZ	2000000432	11/13/2012	(4.10)
88257100	CAP Move-RWIP	UZ	2000000432	11/13/2012	(2.94)
88257100	CAP Move-RWIP	UZ	2000000432	11/13/2012	(4.00)
88257100	CAP Move-RWIP	UZ	2000000432	11/13/2012	(7.24)
88257100	CAP Move-RWIP	UZ	2000000432	11/13/2012	(11.45)
88257100	CAP Move-RWIP	UZ	2000000432	11/13/2012	(55.92)
88257100	CAP Move-RWIP	UZ	2000000432	11/13/2012	(1.39)
88257100	CAP Move-RWIP	UZ	2000000432	11/13/2012	621.15
88257100	CAP Move-RWIP	UZ	2000000432	11/13/2012	1,589.36
88257100	CAP Move-RWIP	UZ	2000000432	11/13/2012	(0.87)
88257100	CAP Move-RWIP	UZ	2000000432	11/13/2012	(0.55)
88257100	CAP Move-RWIP	UZ	2000000432	11/13/2012	(1.00)
88257100	CAP Move-RWIP	UZ	2000000432	11/13/2012	(0.66)
88257100	CAP Move-RWIP	UZ	2000000432	11/13/2012	(0.95)
88257100	CAP Move-RWIP	UZ	2000000432	11/13/2012	(1.44)
88257100	CAP Move-RWIP	UZ	2000000432	11/13/2012	(0.19)
88257100	CAP Move-RWIP	UZ	2000000432	11/13/2012	(0.38)
88257100	CAP Move-RWIP	UZ	2000000432	11/13/2012	(12.51)
88257100	CAP Move-RWIP	UZ	2000000432	11/13/2012	588.60
88257100	CAP Move-RWIP	UZ	2000000432	11/13/2012	28.91
88257100	CAP Move-RWIP	UZ	2000000432	11/13/2012	3.86
88257100	CAP Move-RWIP	UZ	2000000432	11/13/2012	20.05
88257100	CAP Move-RWIP	UZ	2000000432	11/13/2012	11.07
88257100	CAP Move-RWIP	UZ	2000000432	11/13/2012	30.40
88257100	CAP Move-RWIP	UZ	2000000432	11/13/2012	269.71
88257100	CAP Move-RWIP	UZ	2000000432	11/13/2012	(1.69)
88257100	CAP Move-RWIP	UZ	2000000432	11/13/2012	(8.69)
88257100	CAP Move-RWIP	UZ	2000000432	11/13/2012	(12.53)
88257100	CAP Move-RWIP	UZ	2000000432	11/13/2012	(4.84)
88257100	CAP Move-RWIP	UZ	2000000432	11/13/2012	(4.80)
88257100	CAP Move-RWIP	UZ	2000000432	11/13/2012	(0.87)
88257100	CAP Move-RWIP	UZ	2000000432	11/13/2012	(1.67)
88257100	CAP Move-RWIP	UZ	2000000432	11/13/2012	(19.50)
88257100	CAP Move-RWIP	UZ	2000000432	11/13/2012	(67.09)
88257100	CAP Move-RWIP	UZ	2000000432	11/13/2012	532.59
88271170	CAP Move-CIAC NT WIP	UZ	2000000432	11/13/2012	(13,864.00)
88271170	CAP Move-CIAC NT WIP	UZ	2000000432	11/13/2012	(31,046.00)
88271270	CAP Move-CIAC Tx WIP	UZ	2000000432	11/13/2012	(11,452.00)
88271270	CAP Move-CIAC Tx WIP	UZ	2000000432	11/13/2012	(3,406.00)
88271270	CAP Move-CIAC Tx WIP	UZ	2000000432	11/13/2012	(2,242.00)
88900000	CAP Move-Settlement	UZ	2000000432	11/13/2012	(205.00)
88900000	CAP Move-Settlement	UZ	2000000432	11/13/2012	(2,707.11)

Kentucky American Water Company  
Case No. 2012-00520  
Response to PSC DR1, Item 31

Account	Description	Doc Type	Document Number	Posting Date	Amount
88900000	CAP Move-Settlement	UZ	2000000432	11/13/2012	(27.34)
88900000	CAP Move-Settlement	UZ	2000000432	11/13/2012	1,033.49
88900000	CAP Move-Settlement	UZ	2000000432	11/13/2012	(142.19)
88900000	CAP Move-Settlement	UZ	2000000433	11/13/2012	(78.51)
88900000	CAP Move-Settlement	UZ	2000000432	11/13/2012	(7,000.00)
88900000	CAP Move-Settlement	UZ	2000000432	11/13/2012	63.49
88900000	CAP Move-Settlement	UZ	2000000432	11/13/2012	28.70
88900000	CAP Move-Settlement	UZ	2000000432	11/13/2012	24.32
88900000	CAP Move-Settlement	UZ	2000000432	11/13/2012	13.60
88900000	CAP Move-Settlement	UZ	2000000432	11/13/2012	17.85
88900000	CAP Move-Settlement	UZ	2000000432	11/13/2012	44.04
88900000	CAP Move-Settlement	UZ	2000000432	11/13/2012	340.08
88900000	CAP Move-Settlement	UZ	2000000432	11/13/2012	25.63
88900000	CAP Move-Settlement	UZ	2000000433	11/13/2012	8.47
88900000	CAP Move-Settlement	UZ	2000000432	11/13/2012	285.48
88900000	CAP Move-Settlement	UZ	2000000432	11/13/2012	7.14
88900000	CAP Move-Settlement	UZ	2000000432	11/13/2012	20.41
88900000	CAP Move-Settlement	UZ	2000000432	11/13/2012	7.11
88900000	CAP Move-Settlement	UZ	2000000432	11/13/2012	36.97
88900000	CAP Move-Settlement	UZ	2000000432	11/13/2012	53.30
88900000	CAP Move-Settlement	UZ	2000000432	11/13/2012	57.76
88900000	CAP Move-Settlement	UZ	2000000433	11/13/2012	20.98
88900000	CAP Move-Settlement	UZ	2000000432	11/13/2012	140.34
88900000	CAP Move-Settlement	UZ	2000000432	11/13/2012	74.12
88900000	CAP Move-Settlement	UZ	2000000432	11/13/2012	1,010.88
88900000	CAP Move-Settlement	UZ	2000000432	11/13/2012	25.26
88900000	CAP Move-Settlement	UZ	2000000432	11/13/2012	18.72
88900000	CAP Move-Settlement	UZ	2000000432	11/13/2012	97.34
88900000	CAP Move-Settlement	UZ	2000000432	11/13/2012	53.75
88900000	CAP Move-Settlement	UZ	2000000433	11/13/2012	232.06
88900000	CAP Move-Settlement	UZ	2000000432	11/13/2012	275.86
88900000	CAP Move-Settlement	UZ	2000000432	11/13/2012	397.70
88900000	CAP Move-Settlement	UZ	2000000432	11/13/2012	2,130.18
88900000	CAP Move-Settlement	UZ	2000000432	11/13/2012	16.75
88900000	CAP Move-Settlement	UZ	2000000432	11/13/2012	506.72
88900000	CAP Move-Settlement	UZ	2000000432	11/13/2012	53.04
88900000	CAP Move-Settlement	UZ	2000000432	11/13/2012	155.02
88900000	CAP Move-Settlement	UZ	2000000433	11/13/2012	56.43
88900000	CAP Move-Settlement	UZ	2000000433	11/13/2012	152.31
88900000	CAP Move-Settlement	UZ	2000000432	11/13/2012	(74.13)
88900000	CAP Move-Settlement	UZ	2000000432	11/13/2012	(193.57)
88900000	CAP Move-Settlement	UZ	2000000432	11/13/2012	(25.82)
88900000	CAP Move-Settlement	UZ	2000000432	11/13/2012	(134.27)
88900000	CAP Move-Settlement	UZ	2000000432	11/13/2012	(32.16)
88900000	CAP Move-Settlement	UZ	2000000432	11/13/2012	(4.29)
88900000	CAP Move-Settlement	UZ	2000000432	11/13/2012	(22.31)
88900000	CAP Move-Settlement	UZ	2000000432	11/13/2012	(12.32)
88900000	CAP Move-Settlement	UZ	2000000432	11/13/2012	127.61
88900000	CAP Move-Settlement	UZ	2000000432	11/13/2012	3.18
88900000	CAP Move-Settlement	UZ	2000000432	11/13/2012	36.40
88900000	CAP Move-Settlement	UZ	2000000432	11/13/2012	16.53
88900000	CAP Move-Settlement	UZ	2000000432	11/13/2012	23.82
88900000	CAP Move-Settlement	UZ	2000000432	11/13/2012	8.89

Kentucky American Water Company  
Case No. 2012-00520  
Response to PSC DR1, Item 31

Account	Description	Doc Type	Document Number	Posting Date	Amount
88900000	CAP Move-Settlement	UZ	2000000432	11/13/2012	6.70
88900000	CAP Move-Settlement	UZ	2000000432	11/13/2012	4.47
88900000	CAP Move-Settlement	UZ	2000000432	11/13/2012	9.12
88900000	CAP Move-Settlement	UZ	2000000432	11/13/2012	(6,778.63)
88900000	CAP Move-Settlement	UZ	2000000432	11/13/2012	132.91
88900000	CAP Move-Settlement	UZ	2000000432	11/13/2012	(69.74)
88900000	CAP Move-Settlement	UZ	2000000432	11/13/2012	(8,806.33)
88900000	CAP Move-Settlement	UZ	2000000432	11/13/2012	(38.51)
88900000	CAP Move-Settlement	UZ	2000000432	11/13/2012	(13.41)
88900000	CAP Move-Settlement	UZ	2000000432	11/13/2012	(100.55)
88900000	CAP Move-Settlement	UZ	2000000432	11/13/2012	(350.41)
88900000	CAP Move-Settlement	UZ	2000000433	11/13/2012	(1,950.19)
88900000	CAP Move-Settlement	UZ	2000000432	11/13/2012	(1,219.84)
88900000	CAP Move-Settlement	UZ	2000000432	11/13/2012	13,864.00
88900000	CAP Move-Settlement	UZ	2000000432	11/13/2012	1.71
88900000	CAP Move-Settlement	UZ	2000000432	11/13/2012	25.10
88900000	CAP Move-Settlement	UZ	2000000432	11/13/2012	4.91
88900000	CAP Move-Settlement	UZ	2000000432	11/13/2012	11.91
88900000	CAP Move-Settlement	UZ	2000000432	11/13/2012	8.89
88900000	CAP Move-Settlement	UZ	2000000432	11/13/2012	12.82
88900000	CAP Move-Settlement	UZ	2000000432	11/13/2012	15.61
88900000	CAP Move-Settlement	UZ	2000000432	11/13/2012	22.44
88900000	CAP Move-Settlement	UZ	2000000433	11/13/2012	297.57
88900000	CAP Move-Settlement	UZ	2000000432	11/13/2012	506.85
88900000	CAP Move-Settlement	UZ	2000000432	11/13/2012	94.63
88900000	CAP Move-Settlement	UZ	2000000432	11/13/2012	36.24
88900000	CAP Move-Settlement	UZ	2000000432	11/13/2012	26.62
88900000	CAP Move-Settlement	UZ	2000000432	11/13/2012	20.28
88900000	CAP Move-Settlement	UZ	2000000432	11/13/2012	38.20
88900000	CAP Move-Settlement	UZ	2000000432	11/13/2012	12.62
88900000	CAP Move-Settlement	UZ	2000000432	11/13/2012	43.03
88900000	CAP Move-Settlement	UZ	2000000432	11/13/2012	(978.50)
88900000	CAP Move-Settlement	UZ	2000000433	11/13/2012	65.64
88900000	CAP Move-Settlement	UZ	2000000432	11/13/2012	(2,980,446.00)
88900000	CAP Move-Settlement	UZ	2000000432	11/13/2012	1.30
88900000	CAP Move-Settlement	UZ	2000000432	11/13/2012	6.71
88900000	CAP Move-Settlement	UZ	2000000432	11/13/2012	1.29
88900000	CAP Move-Settlement	UZ	2000000432	11/13/2012	9.67
88900000	CAP Move-Settlement	UZ	2000000432	11/13/2012	3.84
88900000	CAP Move-Settlement	UZ	2000000432	11/13/2012	9.71
88900000	CAP Move-Settlement	UZ	2000000432	11/13/2012	3.71
88900000	CAP Move-Settlement	UZ	2000000433	11/13/2012	51.82
88900000	CAP Move-Settlement	UZ	2000000432	11/13/2012	43.64
88900000	CAP Move-Settlement	UZ	2000000432	11/13/2012	32.86
88900000	CAP Move-Settlement	UZ	2000000432	11/13/2012	47.32
88900000	CAP Move-Settlement	UZ	2000000432	11/13/2012	(4.39)
88900000	CAP Move-Settlement	UZ	2000000432	11/13/2012	(32.95)
88900000	CAP Move-Settlement	UZ	2000000432	11/13/2012	(22.86)
88900000	CAP Move-Settlement	UZ	2000000432	11/13/2012	18.77
88900000	CAP Move-Settlement	UZ	2000000432	11/13/2012	(12.62)
88900000	CAP Move-Settlement	UZ	2000000432	11/13/2012	625.71
88900000	CAP Move-Settlement	UZ	2000000432	11/13/2012	132.97
88900000	CAP Move-Settlement	UZ	2000000432	11/13/2012	50.04

Kentucky American Water Company  
Case No. 2012-00520  
Response to PSC DR1, Item 31

Account	Description	Doc Type	Document Number	Posting Date	Amount
88900000	CAP Move-Settlement	UZ	2000000432	11/13/2012	116.32
88900000	CAP Move-Settlement	UZ	2000000432	11/13/2012	73.42
88900000	CAP Move-Settlement	UZ	2000000432	11/13/2012	25.57
88900000	CAP Move-Settlement	UZ	2000000432	11/13/2012	1,668.56
88900000	CAP Move-Settlement	UZ	2000000432	11/13/2012	87.60
88900000	CAP Move-Settlement	UZ	2000000432	11/13/2012	191.70
88900000	CAP Move-Settlement	UZ	2000000432	11/13/2012	126.20
88900000	CAP Move-Settlement	UZ	2000000432	11/13/2012	(24,965.35)
88900000	CAP Move-Settlement	UZ	2000000432	11/13/2012	(25.50)
88900000	CAP Move-Settlement	UZ	2000000432	11/13/2012	(36.76)
88900000	CAP Move-Settlement	UZ	2000000432	11/13/2012	(14.08)
88900000	CAP Move-Settlement	UZ	2000000433	11/13/2012	(4.90)
88900000	CAP Move-Settlement	UZ	2000000432	11/13/2012	(71.11)
88900000	CAP Move-Settlement	UZ	2000000432	11/13/2012	(5.17)
88900000	CAP Move-Settlement	UZ	2000000432	11/13/2012	(3.73)
88900000	CAP Move-Settlement	UZ	2000000432	11/13/2012	(17.57)
88900000	CAP Move-Settlement	UZ	2000000432	11/13/2012	(13.28)
88900000	CAP Move-Settlement	UZ	2000000432	11/13/2012	(1.77)
88900000	CAP Move-Settlement	UZ	2000000432	11/13/2012	(5.08)
88900000	CAP Move-Settlement	UZ	2000000432	11/13/2012	(9.21)
88900000	CAP Move-Settlement	UZ	2000000432	11/13/2012	3.82
88900000	CAP Move-Settlement	UZ	2000000432	11/13/2012	30.14
88900000	CAP Move-Settlement	UZ	2000000432	11/13/2012	95.74
88900000	CAP Move-Settlement	UZ	2000000432	11/13/2012	1.58
88900000	CAP Move-Settlement	UZ	2000000432	11/13/2012	0.55
88900000	CAP Move-Settlement	UZ	2000000432	11/13/2012	2.86
88900000	CAP Move-Settlement	UZ	2000000432	11/13/2012	6.82
88900000	CAP Move-Settlement	UZ	2000000432	11/13/2012	4.13
88900000	CAP Move-Settlement	UZ	2000000432	11/13/2012	5.02
88900000	CAP Move-Settlement	UZ	2000000432	11/13/2012	31.74
88900000	CAP Move-Settlement	UZ	2000000432	11/13/2012	212.34
88900000	CAP Move-Settlement	UZ	2000000432	11/13/2012	61.66
88900000	CAP Move-Settlement	UZ	2000000432	11/13/2012	(10.11)
88900000	CAP Move-Settlement	UZ	2000000432	11/13/2012	850.50
88900000	CAP Move-Settlement	UZ	2000000432	11/13/2012	(14.57)
88900000	CAP Move-Settlement	UZ	2000000432	11/13/2012	(1,635.94)
88900000	CAP Move-Settlement	UZ	2000000432	11/13/2012	44.66
88900000	CAP Move-Settlement	UZ	2000000432	11/13/2012	(1.94)
88900000	CAP Move-Settlement	UZ	2000000433	11/13/2012	(5.58)
88900000	CAP Move-Settlement	UZ	2000000432	11/13/2012	(74.77)
88900000	CAP Move-Settlement	UZ	2000000432	11/13/2012	62.93
88900000	CAP Move-Settlement	UZ	2000000432	11/13/2012	24.82
88900000	CAP Move-Settlement	UZ	2000000432	11/13/2012	43.65
88900000	CAP Move-Settlement	UZ	2000000432	11/13/2012	1.21
88900000	CAP Move-Settlement	UZ	2000000432	11/13/2012	24.10
88900000	CAP Move-Settlement	UZ	2000000432	11/13/2012	62.51
88900000	CAP Move-Settlement	UZ	2000000432	11/13/2012	8.39
88900000	CAP Move-Settlement	UZ	2000000432	11/13/2012	337.05
88900000	CAP Move-Settlement	UZ	2000000432	11/13/2012	11.01
88900000	CAP Move-Settlement	UZ	2000000432	11/13/2012	15.04
88900000	CAP Move-Settlement	UZ	2000000432	11/13/2012	(1,667.59)
88900000	CAP Move-Settlement	UZ	2000000432	11/13/2012	49.90
88900000	CAP Move-Settlement	UZ	2000000432	11/13/2012	126.59

Kentucky American Water Company  
Case No. 2012-00520  
Response to PSC DR1, Item 31

Account	Description	Doc Type	Document Number	Posting Date	Amount
88900000	CAP Move-Settlement	UZ	2000000432	11/13/2012	48.48
88900000	CAP Move-Settlement	UZ	2000000432	11/13/2012	16.96
88900000	CAP Move-Settlement	UZ	2000000432	11/13/2012	678.02
88900000	CAP Move-Settlement	UZ	2000000432	11/13/2012	136.83
88900000	CAP Move-Settlement	UZ	2000000432	11/13/2012	87.80
88900000	CAP Move-Settlement	UZ	2000000432	11/13/2012	16.88
88900000	CAP Move-Settlement	UZ	2000000432	11/13/2012	(104.03)
88900000	CAP Move-Settlement	UZ	2000000432	11/13/2012	39.58
88900000	CAP Move-Settlement	UZ	2000000432	11/13/2012	(98.21)
88900000	CAP Move-Settlement	UZ	2000000432	11/13/2012	87.63
88900000	CAP Move-Settlement	UZ	2000000432	11/13/2012	(34.20)
88900000	CAP Move-Settlement	UZ	2000000432	11/13/2012	1,205.52
88900000	CAP Move-Settlement	UZ	2000000432	11/13/2012	41.51
88900000	CAP Move-Settlement	UZ	2000000432	11/13/2012	260.77
88900000	CAP Move-Settlement	UZ	2000000432	11/13/2012	(256.45)
88900000	CAP Move-Settlement	UZ	2000000432	11/13/2012	(177.88)
88900000	CAP Move-Settlement	UZ	2000000432	11/13/2012	(19.59)
88900000	CAP Move-Settlement	UZ	2000000432	11/13/2012	(146.86)
88900000	CAP Move-Settlement	UZ	2000000432	11/13/2012	(101.87)
88900000	CAP Move-Settlement	UZ	2000000432	11/13/2012	(56.24)
88900000	CAP Move-Settlement	UZ	2000000432	11/13/2012	5,950.02
88900000	CAP Move-Settlement	UZ	2000000432	11/13/2012	(5,950.02)
88900000	CAP Move-Settlement	UZ	2000000432	11/13/2012	3,825.02
88900000	CAP Move-Settlement	UZ	2000000432	11/13/2012	(3,825.02)
88900000	CAP Move-Settlement	UZ	2000000432	11/13/2012	94.06
88900000	CAP Move-Settlement	UZ	2000000432	11/13/2012	147.89
88900000	CAP Move-Settlement	UZ	2000000432	11/13/2012	51.93
88900000	CAP Move-Settlement	UZ	2000000432	11/13/2012	3.79
88900000	CAP Move-Settlement	UZ	2000000432	11/13/2012	1,489.88
88900000	CAP Move-Settlement	UZ	2000000432	11/13/2012	0.30
88900000	CAP Move-Settlement	UZ	2000000432	11/13/2012	135.60
88900000	CAP Move-Settlement	UZ	2000000432	11/13/2012	(86,044.03)
88900000	CAP Move-Settlement	UZ	2000000432	11/13/2012	86,044.03
88900000	CAP Move-Settlement	UZ	2000000432	11/13/2012	112.17
88900000	CAP Move-Settlement	UZ	2000000432	11/13/2012	18.09
88900000	CAP Move-Settlement	UZ	2000000432	11/13/2012	11,452.00
88900000	CAP Move-Settlement	UZ	2000000432	11/13/2012	31,046.00
88900000	CAP Move-Settlement	UZ	2000000432	11/13/2012	11.73
88900000	CAP Move-Settlement	UZ	2000000432	11/13/2012	6.64
88900000	CAP Move-Settlement	UZ	2000000432	11/13/2012	4.49
88900000	CAP Move-Settlement	UZ	2000000432	11/13/2012	8.14
88900000	CAP Move-Settlement	UZ	2000000432	11/13/2012	4.71
88900000	CAP Move-Settlement	UZ	2000000432	11/13/2012	3.30
88900000	CAP Move-Settlement	UZ	2000000432	11/13/2012	1.89
88900000	CAP Move-Settlement	UZ	2000000432	11/13/2012	1.56
88900000	CAP Move-Settlement	UZ	2000000433	11/13/2012	62.84
88900000	CAP Move-Settlement	UZ	2000000432	11/13/2012	854.04
88900000	CAP Move-Settlement	UZ	2000000432	11/13/2012	133.76
88900000	CAP Move-Settlement	UZ	2000000432	11/13/2012	35.72
88900000	CAP Move-Settlement	UZ	2000000432	11/13/2012	(6,563.03)
88900000	CAP Move-Settlement	UZ	2000000432	11/13/2012	121.14
88900000	CAP Move-Settlement	UZ	2000000432	11/13/2012	185.76
88900000	CAP Move-Settlement	UZ	2000000432	11/13/2012	318.50

Kentucky American Water Company  
Case No. 2012-00520  
Response to PSC DR1, Item 31

Account	Description	Doc Type	Document Number	Posting Date	Amount
88900000	CAP Move-Settlement	UZ	2000000432	11/13/2012	(3,869.56)
88900000	CAP Move-Settlement	UZ	2000000432	11/13/2012	2.41
88900000	CAP Move-Settlement	UZ	2000000432	11/13/2012	102.56
88900000	CAP Move-Settlement	UZ	2000000432	11/13/2012	4,884.51
88900000	CAP Move-Settlement	UZ	2000000432	11/13/2012	267.81
88900000	CAP Move-Settlement	UZ	2000000432	11/13/2012	3,406.00
88900000	CAP Move-Settlement	UZ	2000000432	11/13/2012	2,242.00
88900000	CAP Move-Settlement	UZ	2000000432	11/13/2012	210.01
88900000	CAP Move-Settlement	UZ	2000000432	11/13/2012	(210.01)
88900000	CAP Move-Settlement	UZ	2000000432	11/13/2012	(105.01)
88900000	CAP Move-Settlement	UZ	2000000432	11/13/2012	105.01
88900000	CAP Move-Settlement	UZ	2000000432	11/13/2012	108.95
88900000	CAP Move-Settlement	UZ	2000000432	11/13/2012	126.54
88900000	CAP Move-Settlement	UZ	2000000432	11/13/2012	41.73
88900000	CAP Move-Settlement	UZ	2000000432	11/13/2012	(3,830.01)
88900000	CAP Move-Settlement	UZ	2000000432	11/13/2012	75.57
88900000	CAP Move-Settlement	UZ	2000000432	11/13/2012	3,830.01
88900000	CAP Move-Settlement	UZ	2000000432	11/13/2012	(15,069.59)
88900000	CAP Move-Settlement	UZ	2000000432	11/13/2012	101.61
88900000	CAP Move-Settlement	UZ	2000000432	11/13/2012	1,347.13
88900000	CAP Move-Settlement	UZ	2000000432	11/13/2012	14.53
88900000	CAP Move-Settlement	UZ	2000000432	11/13/2012	(1,005.01)
88900000	CAP Move-Settlement	UZ	2000000433	11/13/2012	1,005.01
88900000	CAP Move-Settlement	UZ	2000000432	11/13/2012	(73.14)
88900000	CAP Move-Settlement	UZ	2000000432	11/13/2012	(114.49)
88900000	CAP Move-Settlement	UZ	2000000432	11/13/2012	81.31
88900000	CAP Move-Settlement	UZ	2000000432	11/13/2012	568.23
88900000	CAP Move-Settlement	UZ	2000000432	11/13/2012	2.71
88900000	CAP Move-Settlement	UZ	2000000432	11/13/2012	3,085.50
88900000	CAP Move-Settlement	UZ	2000000432	11/13/2012	206.81
88900000	CAP Move-Settlement	UZ	2000000432	11/13/2012	89.35
88900000	CAP Move-Settlement	UZ	2000000432	11/13/2012	233.30
88900000	CAP Move-Settlement	UZ	2000000432	11/13/2012	82.53
88900000	CAP Move-Settlement	UZ	2000000432	11/13/2012	161.82
88900000	CAP Move-Settlement	UZ	2000000432	11/13/2012	31.12
88900000	CAP Move-Settlement	UZ	2000000432	11/13/2012	(342.38)
88900000	CAP Move-Settlement	UZ	2000000432	11/13/2012	17.60
88900000	CAP Move-Settlement	UZ	2000000432	11/13/2012	6.74
88900000	CAP Move-Settlement	UZ	2000000432	11/13/2012	27.96
88900000	CAP Move-Settlement	UZ	2000000432	11/13/2012	6.78
88900000	CAP Move-Settlement	UZ	2000000432	11/13/2012	2.35
88900000	CAP Move-Settlement	UZ	2000000432	11/13/2012	12.21
88900000	CAP Move-Settlement	UZ	2000000432	11/13/2012	94.26
88900000	CAP Move-Settlement	UZ	2000000433	11/13/2012	4.86
88900000	CAP Move-Settlement	UZ	2000000432	11/13/2012	201.76
88900000	CAP Move-Settlement	UZ	2000000432	11/13/2012	70.26
88900000	CAP Move-Settlement	UZ	2000000432	11/13/2012	456.65
88900000	CAP Move-Settlement	UZ	2000000432	11/13/2012	526.83
88900000	CAP Move-Settlement	UZ	2000000432	11/13/2012	(61,008.83)
88900000	CAP Move-Settlement	UZ	2000000432	11/13/2012	82.47
88900000	CAP Move-Settlement	UZ	2000000432	11/13/2012	79.12
88900000	CAP Move-Settlement	UZ	2000000432	11/13/2012	365.42
88900000	CAP Move-Settlement	UZ	2000000432	11/13/2012	7,056.98

Kentucky American Water Company  
Case No. 2012-00520  
Response to PSC DR1, Item 31

Account	Description	Doc Type	Document Number	Posting Date	Amount
88900000	CAP Move-Settlement	UZ	2000000432	11/13/2012	1,450.13
88900000	CAP Move-Settlement	UZ	2000000432	11/13/2012	(524.17)
88900000	CAP Move-Settlement	UZ	2000000432	11/13/2012	171.92
88900000	CAP Move-Settlement	UZ	2000000432	11/13/2012	33.06
88900000	CAP Move-Settlement	UZ	2000000432	11/13/2012	247.86
88900000	CAP Move-Settlement	UZ	2000000432	11/13/2012	1,327.56
88900000	CAP Move-Settlement	UZ	2000000432	11/13/2012	361.27
88900000	CAP Move-Settlement	UZ	2000000432	11/13/2012	94.92
88900000	CAP Move-Settlement	UZ	2000000433	11/13/2012	96.02
88900000	CAP Move-Settlement	UZ	2000000432	11/13/2012	30.76
88900000	CAP Move-Settlement	UZ	2000000432	11/13/2012	1.35
88900000	CAP Move-Settlement	UZ	2000000432	11/13/2012	31.54
88900000	CAP Move-Settlement	UZ	2000000432	11/13/2012	80.31
88900000	CAP Move-Settlement	UZ	2000000432	11/13/2012	430.16
88900000	CAP Move-Settlement	UZ	2000000432	11/13/2012	88.04
88900000	CAP Move-Settlement	UZ	2000000432	11/13/2012	55.71
88900000	CAP Move-Settlement	UZ	2000000432	11/13/2012	22.58
88900000	CAP Move-Settlement	UZ	2000000432	11/13/2012	10.71
88900000	CAP Move-Settlement	UZ	2000000432	11/13/2012	72.31
88900000	CAP Move-Settlement	UZ	2000000432	11/13/2012	55.11
88900000	CAP Move-Settlement	UZ	2000000432	11/13/2012	307.62
88900000	CAP Move-Settlement	UZ	2000000432	11/13/2012	25.11
88900000	CAP Move-Settlement	UZ	2000000432	11/13/2012	30.43
88900000	CAP Move-Settlement	UZ	2000000432	11/13/2012	10.60
88900000	CAP Move-Settlement	UZ	2000000432	11/13/2012	79.45
88900000	CAP Move-Settlement	UZ	2000000432	11/13/2012	1,005.88
88900000	CAP Move-Settlement	UZ	2000000432	11/13/2012	17.22
88900000	CAP Move-Settlement	UZ	2000000432	11/13/2012	24.82
88900000	CAP Move-Settlement	UZ	2000000432	11/13/2012	9.51
88900000	CAP Move-Settlement	UZ	2000000432	11/13/2012	132.96
88900000	CAP Move-Settlement	UZ	2000000432	11/13/2012	3.31
88900000	CAP Move-Settlement	UZ	2000000432	11/13/2012	12.49
88900000	CAP Move-Settlement	UZ	2000000432	11/13/2012	10.02
88900000	CAP Move-Settlement	UZ	2000000432	11/13/2012	(648.00)
88900000	CAP Move-Settlement	UZ	2000000432	11/13/2012	(5,671.50)
88900000	CAP Move-Settlement	UZ	2000000432	11/13/2012	(38,758.73)
88900000	CAP Move-Settlement	UZ	2000000432	11/13/2012	166.90
88900000	CAP Move-Settlement	UZ	2000000432	11/13/2012	70.03
88900000	CAP Move-Settlement	UZ	2000000432	11/13/2012	126.83
88900000	CAP Move-Settlement	UZ	2000000432	11/13/2012	(10,976.57)
88900000	CAP Move-Settlement	UZ	2000000432	11/13/2012	3,294.32
88900000	CAP Move-Settlement	UZ	2000000432	11/13/2012	(31,468.91)
88900000	CAP Move-Settlement	UZ	2000000432	11/13/2012	243.90
88900000	CAP Move-Settlement	UZ	2000000432	11/13/2012	130.06
88900000	CAP Move-Settlement	UZ	2000000432	11/13/2012	24.39
88900000	CAP Move-Settlement	UZ	2000000432	11/13/2012	182.86
88900000	CAP Move-Settlement	UZ	2000000433	11/13/2012	550.28
88900000	CAP Move-Settlement	UZ	2000000432	11/13/2012	4.43
88900000	CAP Move-Settlement	UZ	2000000432	11/13/2012	14.82
88900000	CAP Move-Settlement	UZ	2000000432	11/13/2012	14.39
88900000	CAP Move-Settlement	UZ	2000000432	11/13/2012	6.27
88900000	CAP Move-Settlement	UZ	2000000432	11/13/2012	20.74
88900000	CAP Move-Settlement	UZ	2000000432	11/13/2012	2.77

Kentucky American Water Company  
Case No. 2012-00520  
Response to PSC DR1, Item 31

Account	Description	Doc Type	Document Number	Posting Date	Amount
88900000	CAP Move-Settlement	UZ	2000000432	11/13/2012	32.89
88900000	CAP Move-Settlement	UZ	2000000432	11/13/2012	199.81
88900000	CAP Move-Settlement	UZ	2000000433	11/13/2012	7.94
88900000	CAP Move-Settlement	UZ	2000000432	11/13/2012	26.83
88900000	CAP Move-Settlement	UZ	2000000432	11/13/2012	1.71
88900000	CAP Move-Settlement	UZ	2000000432	11/13/2012	12.03
88900000	CAP Move-Settlement	UZ	2000000432	11/13/2012	6.50
88900000	CAP Move-Settlement	UZ	2000000432	11/13/2012	162.50
88900000	CAP Move-Settlement	UZ	2000000432	11/13/2012	12.84
88900000	CAP Move-Settlement	UZ	2000000432	11/13/2012	8.53
88900000	CAP Move-Settlement	UZ	2000000432	11/13/2012	(16,825.00)
88900000	CAP Move-Settlement	UZ	2000000432	11/13/2012	8.90
88900000	CAP Move-Settlement	UZ	2000000432	11/13/2012	4.92
88900000	CAP Move-Settlement	UZ	2000000433	11/13/2012	(498.20)
88900000	CAP Move-Settlement	UZ	2000000432	11/13/2012	(36,252.00)
88900000	CAP Move-Settlement	UZ	2000000433	11/13/2012	(6,211.50)
88900000	CAP Move-Settlement	UZ	2000000432	11/13/2012	(15,893.64)
88900000	CAP Move-Settlement	UZ	2000000432	11/13/2012	(2,306.56)
88900000	CAP Move-Settlement	UZ	2000000432	11/13/2012	(10,467.50)
88900000	CAP Move-Settlement	UZ	2000000432	11/13/2012	(12,382.92)
88900000	CAP Move-Settlement	UZ	2000000432	11/13/2012	(7.25)
88900000	CAP Move-Settlement	UZ	2000000432	11/13/2012	127.53
88900000	CAP Move-Settlement	UZ	2000000432	11/13/2012	(13.13)
88900000	CAP Move-Settlement	UZ	2000000432	11/13/2012	9.63
88900000	CAP Move-Settlement	UZ	2000000432	11/13/2012	6.72
88900000	CAP Move-Settlement	UZ	2000000432	11/13/2012	(2.52)
88900000	CAP Move-Settlement	UZ	2000000432	11/13/2012	(18.93)
88900000	CAP Move-Settlement	UZ	2000000432	11/13/2012	10.80
88900000	CAP Move-Settlement	UZ	2000000432	11/13/2012	5.10
88900000	CAP Move-Settlement	UZ	2000000432	11/13/2012	87.27
88900000	CAP Move-Settlement	UZ	2000000432	11/13/2012	37.56
88900000	CAP Move-Settlement	UZ	2000000432	11/13/2012	19.18
88900000	CAP Move-Settlement	UZ	2000000432	11/13/2012	65.73
88900000	CAP Move-Settlement	UZ	2000000432	11/13/2012	143.78
88900000	CAP Move-Settlement	UZ	2000000432	11/13/2012	1,251.42
88900000	CAP Move-Settlement	UZ	2000000432	11/13/2012	99.73
88900000	CAP Move-Settlement	UZ	2000000433	11/13/2012	94.65
88900000	CAP Move-Settlement	UZ	2000000433	11/13/2012	55.06
88900000	CAP Move-Settlement	UZ	2000000432	11/13/2012	(2,675.44)
88900000	CAP Move-Settlement	UZ	2000000432	11/13/2012	25.34
88900000	CAP Move-Settlement	UZ	2000000432	11/13/2012	10.93
88900000	CAP Move-Settlement	UZ	2000000432	11/13/2012	(910.08)
88900000	CAP Move-Settlement	UZ	2000000432	11/13/2012	23.09
88900000	CAP Move-Settlement	UZ	2000000432	11/13/2012	8.84
88900000	CAP Move-Settlement	UZ	2000000432	11/13/2012	348.53
88900000	CAP Move-Settlement	UZ	2000000432	11/13/2012	16.02
88900000	CAP Move-Settlement	UZ	2000000432	11/13/2012	88.57
88900000	CAP Move-Settlement	UZ	2000000432	11/13/2012	3.51
88900000	CAP Move-Settlement	UZ	2000000432	11/13/2012	3.08
88900000	CAP Move-Settlement	UZ	2000000432	11/13/2012	(12.44)
88900000	CAP Move-Settlement	UZ	2000000432	11/13/2012	(35.71)
88900000	CAP Move-Settlement	UZ	2000000432	11/13/2012	(64.68)
88900000	CAP Move-Settlement	UZ	2000000433	11/13/2012	(93.25)



Kentucky American Water Company  
Case No. 2012-00520  
Response to PSC DR1, Item 31

Account	Description	Doc Type	Document Number	Posting Date	Amount
88900000	CAP Move-Settlement	UZ	2000000432	11/13/2012	15.74
88900000	CAP Move-Settlement	UZ	2000000432	11/13/2012	(0.97)
88900000	CAP Move-Settlement	UZ	2000000432	11/13/2012	(1.40)
88900000	CAP Move-Settlement	UZ	2000000432	11/13/2012	0.70
88900000	CAP Move-Settlement	UZ	2000000432	11/13/2012	54.11
88900000	CAP Move-Settlement	UZ	2000000432	11/13/2012	3.90
88900000	CAP Move-Settlement	UZ	2000000432	11/13/2012	(431.64)
88900000	CAP Move-Settlement	UZ	2000000432	11/13/2012	1.37
88900000	CAP Move-Settlement	UZ	2000000432	11/13/2012	(0.54)
88900000	CAP Move-Settlement	UZ	2000000433	11/13/2012	(0.19)
88900000	CAP Move-Settlement	UZ	2000000432	11/13/2012	(233.71)
88900000	CAP Move-Settlement	UZ	2000000432	11/13/2012	422.91
88900000	CAP Move-Settlement	UZ	2000000432	11/13/2012	1,383.09
88900000	CAP Move-Settlement	UZ	2000000432	11/13/2012	(6,663.11)
88900000	CAP Move-Settlement	UZ	2000000432	11/13/2012	15.17
88900000	CAP Move-Settlement	UZ	2000000432	11/13/2012	78.91
88900000	CAP Move-Settlement	UZ	2000000432	11/13/2012	34.60
88900000	CAP Move-Settlement	UZ	2000000432	11/13/2012	43.57
88900000	CAP Move-Settlement	UZ	2000000432	11/13/2012	113.76
88900000	CAP Move-Settlement	UZ	2000000432	11/13/2012	99.44
88900000	CAP Move-Settlement	UZ	2000000432	11/13/2012	(176.69)
88900000	CAP Move-Settlement	UZ	2000000432	11/13/2012	5,309.47
88900000	CAP Move-Settlement	UZ	2000000433	11/13/2012	(5,309.47)
88900000	CAP Move-Settlement	UZ	2000000432	11/13/2012	(15,900.00)
88900000	CAP Move-Settlement	UZ	2000000432	11/13/2012	(2,697.14)
88900000	CAP Move-Settlement	UZ	2000000432	11/13/2012	2.81
88900000	CAP Move-Settlement	UZ	2000000432	11/13/2012	28.03
88900000	CAP Move-Settlement	UZ	2000000432	11/13/2012	15.62
88900000	CAP Move-Settlement	UZ	2000000432	11/13/2012	15.47
88900000	CAP Move-Settlement	UZ	2000000432	11/13/2012	40.41
88900000	CAP Move-Settlement	UZ	2000000432	11/13/2012	62.91
88900000	CAP Move-Settlement	UZ	2000000432	11/13/2012	5.39
88900000	CAP Move-Settlement	UZ	2000000432	11/13/2012	216.42
88900000	CAP Move-Settlement	UZ	2000000433	11/13/2012	5.46
88900000	CAP Move-Settlement	UZ	2000000432	11/13/2012	(5,325.90)
88900000	CAP Move-Settlement	UZ	2000000432	11/13/2012	(213.16)
88900000	CAP Move-Settlement	UZ	2000000432	11/13/2012	(386.07)
88900000	CAP Move-Settlement	UZ	2000000432	11/13/2012	(556.59)
88900000	CAP Move-Settlement	UZ	2000000433	11/13/2012	(74.23)
40111000	Res Sales Billed	ZA	9400001274	11/14/2012	(113,645.39)
40111000	Res Sales Billed	ZA	9400001274	11/14/2012	(18,279.59)
40111000	Res Sales Billed	ZA	9400001274	11/14/2012	(46.77)
40121000	Com Sales Billed	ZA	9400001274	11/14/2012	(54,315.01)
40121000	Com Sales Billed	ZA	9400001274	11/14/2012	(398.65)
40131000	Ind Sales Billed	ZA	9400001274	11/14/2012	(43.95)
40145000	Priv Fire Billed	ZA	9400001274	11/14/2012	(4,646.46)
40151000	Publ Auth Billed	ZA	9400001274	11/14/2012	(6,804.59)
40211000	Dom WW Svc Billed	ZA	9400001274	11/14/2012	17.27
40310400	OthRev-NSF Ck Chrg	ZA	9400001274	11/14/2012	(36.00)
40310500	OthRev-Appl/InitFee	ZA	9400001274	11/14/2012	(52.00)
40310500	OthRev-Appl/InitFee	ZA	9400001274	11/14/2012	(130.00)
40310500	OthRev-Appl/InitFee	ZA	9400001274	11/14/2012	(2,132.00)
40310700	OthRev-Reconnct Fee	ZA	9400001274	11/14/2012	(650.00)

Kentucky American Water Company  
Case No. 2012-00520  
Response to PSC DR1, Item 31

Account	Description	Doc Type	Document Number	Posting Date	Amount
40310700	OthRev-Reconnct Fee	ZA	9400001274	11/14/2012	(156.00)
50109900	Labor Cap Credits	UZ	2000000438	11/14/2012	(3,294.00)
50109900	Labor Cap Credits	UZ	2000000438	11/14/2012	(194.40)
50109900	Labor Cap Credits	UZ	2000000438	11/14/2012	(1,035.48)
50109900	Labor Cap Credits	UZ	2000000438	11/14/2012	(582.72)
50109900	Labor Cap Credits	UZ	2000000439	11/14/2012	(238.71)
50109900	Labor Cap Credits	UZ	2000000438	11/14/2012	(258.36)
50109900	Labor Cap Credits	UZ	2000000438	11/14/2012	(343.35)
50109900	Labor Cap Credits	UZ	2000000438	11/14/2012	(962.64)
50109900	Labor Cap Credits	UZ	2000000438	11/14/2012	(962.64)
50109900	Labor Cap Credits	UZ	2000000438	11/14/2012	(10,910.32)
50109900	Labor Cap Credits	UZ	2000000438	11/14/2012	(472.76)
50109900	Labor Cap Credits	UZ	2000000438	11/14/2012	(1,627.25)
50109900	Labor Cap Credits	UZ	2000000438	11/14/2012	(220.92)
50109900	Labor Cap Credits	UZ	2000000439	11/14/2012	(352.82)
50109900	Labor Cap Credits	UZ	2000000438	11/14/2012	(1,677.12)
50109900	Labor Cap Credits	UZ	2000000438	11/14/2012	(3,919.81)
50109900	Labor Cap Credits	UZ	2000000438	11/14/2012	(1,533.95)
50109900	Labor Cap Credits	UZ	2000000439	11/14/2012	(3,560.75)
50109900	Labor Cap Credits	UZ	2000000438	11/14/2012	(42.07)
50109900	Labor Cap Credits	UZ	2000000438	11/14/2012	(6,115.14)
50109900	Labor Cap Credits	UZ	2000000438	11/14/2012	(580.32)
50109900	Labor Cap Credits	UZ	2000000438	11/14/2012	(2,905.72)
50109900	Labor Cap Credits	UZ	2000000438	11/14/2012	(93.75)
50109900	Labor Cap Credits	UZ	2000000438	11/14/2012	(327.84)
50109900	Labor Cap Credits	UZ	2000000438	11/14/2012	(133.08)
50109900	Labor Cap Credits	UZ	2000000439	11/14/2012	(350.52)
50109900	Labor Cap Credits	UZ	2000000438	11/14/2012	(962.64)
50109900	Labor Cap Credits	UZ	2000000438	11/14/2012	(561.87)
50109900	Labor Cap Credits	UZ	2000000438	11/14/2012	(1,544.35)
50109900	Labor Cap Credits	UZ	2000000438	11/14/2012	(580.32)
50119900	LaborNSOT CapCredits	UZ	2000000438	11/14/2012	(67.43)
50119900	LaborNSOT CapCredits	UZ	2000000438	11/14/2012	(5,746.54)
50119900	LaborNSOT CapCredits	UZ	2000000438	11/14/2012	(945.50)
50119900	LaborNSOT CapCredits	UZ	2000000438	11/14/2012	(1,542.77)
50119900	LaborNSOT CapCredits	UZ	2000000438	11/14/2012	(508.71)
50119900	LaborNSOT CapCredits	UZ	2000000438	11/14/2012	(81.82)
50119900	LaborNSOT CapCredits	UZ	2000000438	11/14/2012	(23.65)
50119900	LaborNSOT CapCredits	UZ	2000000438	11/14/2012	(167.10)
50119900	LaborNSOT CapCredits	UZ	2000000438	11/14/2012	(16.83)
50119900	LaborNSOT CapCredits	UZ	2000000438	11/14/2012	(145.94)
50119900	LaborNSOT CapCredits	UZ	2000000438	11/14/2012	(445.36)
50119900	LaborNSOT CapCredits	UZ	2000000438	11/14/2012	(430.94)
50421100	401k Exp Cap Credits	UZ	2000000438	11/14/2012	(82.40)
50421100	401k Exp Cap Credits	UZ	2000000438	11/14/2012	(4.86)
50421100	401k Exp Cap Credits	UZ	2000000438	11/14/2012	(13.44)
50421100	401k Exp Cap Credits	UZ	2000000438	11/14/2012	(7.29)
50421100	401k Exp Cap Credits	UZ	2000000439	11/14/2012	(1.29)
50421100	401k Exp Cap Credits	UZ	2000000438	11/14/2012	(13.76)
50421100	401k Exp Cap Credits	UZ	2000000438	11/14/2012	(28.34)
50421100	401k Exp Cap Credits	UZ	2000000438	11/14/2012	(28.36)
50421100	401k Exp Cap Credits	UZ	2000000439	11/14/2012	(319.00)
50421100	401k Exp Cap Credits	UZ	2000000439	11/14/2012	(47.22)

## Kentucky American Water Company

Case No. 2012-00520

Response to PSC DR1, Item 31

Account	Description	Doc Type	Document Number	Posting Date	Amount
50421100	401k Exp Cap Credits	UZ	2000000439	11/14/2012	(59.31)
50421100	401k Exp Cap Credits	UZ	2000000439	11/14/2012	(8.84)
50421100	401k Exp Cap Credits	UZ	2000000438	11/14/2012	(34.48)
50421100	401k Exp Cap Credits	UZ	2000000438	11/14/2012	(98.90)
50421100	401k Exp Cap Credits	UZ	2000000439	11/14/2012	(86.36)
50421100	401k Exp Cap Credits	UZ	2000000438	11/14/2012	(101.47)
50421100	401k Exp Cap Credits	UZ	2000000438	11/14/2012	(14.46)
50421100	401k Exp Cap Credits	UZ	2000000438	11/14/2012	(134.06)
50421100	401k Exp Cap Credits	UZ	2000000438	11/14/2012	(3.75)
50421100	401k Exp Cap Credits	UZ	2000000438	11/14/2012	(13.11)
50421100	401k Exp Cap Credits	UZ	2000000438	11/14/2012	(3.33)
50421100	401k Exp Cap Credits	UZ	2000000438	11/14/2012	(8.76)
50421100	401k Exp Cap Credits	UZ	2000000438	11/14/2012	(28.34)
50421100	401k Exp Cap Credits	UZ	2000000438	11/14/2012	(7.29)
50421100	401k Exp Cap Credits	UZ	2000000438	11/14/2012	(18.44)
50421100	401k Exp Cap Credits	UZ	2000000439	11/14/2012	(14.52)
50422100	DCP Exp Cap Credits	UZ	2000000438	11/14/2012	(14.01)
50422100	DCP Exp Cap Credits	UZ	2000000439	11/14/2012	(18.03)
50422100	DCP Exp Cap Credits	UZ	2000000438	11/14/2012	(49.63)
50422100	DCP Exp Cap Credits	UZ	2000000438	11/14/2012	(49.62)
50422100	DCP Exp Cap Credits	UZ	2000000438	11/14/2012	(529.58)
50422100	DCP Exp Cap Credits	UZ	2000000439	11/14/2012	(50.90)
50422100	DCP Exp Cap Credits	UZ	2000000439	11/14/2012	(107.77)
50422100	DCP Exp Cap Credits	UZ	2000000438	11/14/2012	(11.60)
50422100	DCP Exp Cap Credits	UZ	2000000438	11/14/2012	(45.23)
50422100	DCP Exp Cap Credits	UZ	2000000439	11/14/2012	(84.60)
50422100	DCP Exp Cap Credits	UZ	2000000438	11/14/2012	(115.35)
50422100	DCP Exp Cap Credits	UZ	2000000438	11/14/2012	(3.09)
50422100	DCP Exp Cap Credits	UZ	2000000438	11/14/2012	(71.94)
50422100	DCP Exp Cap Credits	UZ	2000000438	11/14/2012	(175.95)
50422100	DCP Exp Cap Credits	UZ	2000000438	11/14/2012	(4.92)
50422100	DCP Exp Cap Credits	UZ	2000000438	11/14/2012	(17.21)
50422100	DCP Exp Cap Credits	UZ	2000000438	11/14/2012	(49.63)
50422100	DCP Exp Cap Credits	UZ	2000000438	11/14/2012	(14.18)
50422100	DCP Exp Cap Credits	UZ	2000000438	11/14/2012	(65.00)
50452000	Emp Physical Exams	KR	5000003074	11/14/2012	37.10
50452000	Emp Physical Exams	ZI	9000001274	11/14/2012	78.00
50550100	Group Ins Cap Credits	UZ	2000000438	11/14/2012	(702.34)
50550100	Group Ins Cap Credits	UZ	2000000438	11/14/2012	(44.63)
50550100	Group Ins Cap Credits	UZ	2000000438	11/14/2012	(232.72)
50550100	Group Ins Cap Credits	UZ	2000000438	11/14/2012	(99.61)
50550100	Group Ins Cap Credits	UZ	2000000438	11/14/2012	(68.39)
50550100	Group Ins Cap Credits	UZ	2000000438	11/14/2012	(88.57)
50550100	Group Ins Cap Credits	UZ	2000000438	11/14/2012	(29.00)
50550100	Group Ins Cap Credits	UZ	2000000438	11/14/2012	(65.91)
50550100	Group Ins Cap Credits	UZ	2000000438	11/14/2012	(65.90)
50550100	Group Ins Cap Credits	UZ	2000000439	11/14/2012	(2,523.02)
50550100	Group Ins Cap Credits	UZ	2000000438	11/14/2012	(224.44)
50550100	Group Ins Cap Credits	UZ	2000000438	11/14/2012	(613.10)
50550100	Group Ins Cap Credits	UZ	2000000438	11/14/2012	(65.48)
50550100	Group Ins Cap Credits	UZ	2000000438	11/14/2012	(161.43)
50550100	Group Ins Cap Credits	UZ	2000000438	11/14/2012	(158.39)
50550100	Group Ins Cap Credits	UZ	2000000438	11/14/2012	(620.45)

## Kentucky American Water Company

Case No. 2012-00520

Response to PSC DR1, Item 31

Account	Description	Doc Type	Document Number	Posting Date	Amount
50550100	Group Ins Cap Credits	UZ	2000000438	11/14/2012	(138.19)
50550100	Group Ins Cap Credits	UZ	2000000438	11/14/2012	(647.51)
50550100	Group Ins Cap Credits	UZ	2000000438	11/14/2012	(17.15)
50550100	Group Ins Cap Credits	UZ	2000000438	11/14/2012	(1,644.40)
50550100	Group Ins Cap Credits	UZ	2000000438	11/14/2012	(177.54)
50550100	Group Ins Cap Credits	UZ	2000000438	11/14/2012	(642.13)
50550100	Group Ins Cap Credits	UZ	2000000438	11/14/2012	(18.92)
50550100	Group Ins Cap Credits	UZ	2000000438	11/14/2012	(77.34)
50550100	Group Ins Cap Credits	UZ	2000000438	11/14/2012	(29.47)
50550100	Group Ins Cap Credits	UZ	2000000438	11/14/2012	(46.13)
50550100	Group Ins Cap Credits	UZ	2000000438	11/14/2012	(65.91)
50550100	Group Ins Cap Credits	UZ	2000000438	11/14/2012	(150.57)
50550100	Group Ins Cap Credits	UZ	2000000438	11/14/2012	(450.46)
50550100	Group Ins Cap Credits	UZ	2000000438	11/14/2012	(177.46)
51010000	Purchased Water	KR	5000003018	11/14/2012	2,378.97
51510000	Purchased Power	ZN	5000003028	11/14/2012	55.37
51510000	Purchased Power	ZN	5000003028	11/14/2012	2,139.90
51510000	Purchased Power	ZN	5000003028	11/14/2012	58,166.79
51510000	Purchased Power	ZN	5000003028	11/14/2012	23.13
51510000	Purchased Power	ZN	5000003030	11/14/2012	41.02
51510000	Purchased Power	ZN	5000003030	11/14/2012	493.50
51510000	Purchased Power	ZN	5000003030	11/14/2012	44.83
51510000	Purchased Power	ZN	5000003030	11/14/2012	61.06
51510000	Purchased Power	ZN	5000003030	11/14/2012	2,426.99
51510000	Purchased Power	ZN	5000003030	11/14/2012	45.10
51510000	Purchased Power	ZN	5000003030	11/14/2012	58.06
51510000	Purchased Power	ZN	5000003030	11/14/2012	144.49
51510000	Purchased Power	ZN	5000003030	11/14/2012	27.95
51510000	Purchased Power	ZN	5000003030	11/14/2012	102.09
51510000	Purchased Power	ZN	5000003030	11/14/2012	5,903.62
52000000	M&S Expense (O&M)	KR	5000003022	11/14/2012	301.74
52000000	M&S Expense (O&M)	KR	5000003023	11/14/2012	1,134.20
52000000	M&S Expense (O&M)	KR	5000003023	11/14/2012	1,075.90
52000000	M&S Expense (O&M)	KR	5000003023	11/14/2012	204.10
52000000	M&S Expense (O&M)	KR	5000003045	11/14/2012	30.01
52000000	M&S Expense (O&M)	KR	5000003045	11/14/2012	27.80
52000000	M&S Expense (O&M)	KR	5000003070	11/14/2012	91.97
52000000	M&S Expense (O&M)	KR	5000003071	11/14/2012	296.72
52000000	M&S Expense (O&M)	KR	5000003073	11/14/2012	980.50
52000000	M&S Expense (O&M)	KR	5000003073	11/14/2012	25.21
52000000	M&S Expense (O&M)	KR	5000003077	11/14/2012	1,197.47
52000000	M&S Expense (O&M)	KR	5000003078	11/14/2012	1,202.89
52000000	M&S Expense (O&M)	ZI	9000001189	11/14/2012	21.19
52000000	M&S Expense (O&M)	ZI	9000001190	11/14/2012	59.09
52000000	M&S Expense (O&M)	ZI	9000001191	11/14/2012	39.15
52000000	M&S Expense (O&M)	ZI	9000001195	11/14/2012	95.36
52000000	M&S Expense (O&M)	ZI	9000001265	11/14/2012	1,095.56
52000000	M&S Expense (O&M)	UZ	2000000437	11/14/2012	(1,075.90)
52000000	M&S Expense (O&M)	UZ	2000000437	11/14/2012	(1,338.30)
52000000	M&S Expense (O&M)	UZ	2000000434	11/14/2012	2,948,547.00
52000000	M&S Expense (O&M)	UZ	2000000434	11/14/2012	9,495.00
52000000	M&S Expense (O&M)	UZ	2000000434	11/14/2012	12,232.00
52000000	M&S Expense (O&M)	UZ	2000000434	11/14/2012	5,307.00

Kentucky American Water Company  
Case No. 2012-00520  
Response to PSC DR1, Item 31

Account	Description	Doc Type	Document Number	Posting Date	Amount
52000000	M&S Expense (O&M)	UZ	2000000434	11/14/2012	5,000.00
52000000	M&S Expense (O&M)	UZ	2000000434	11/14/2012	30,000.00
52000000	M&S Expense (O&M)	UZ	2000000434	11/14/2012	30,000.00
52000000	M&S Expense (O&M)	UZ	2000000434	11/14/2012	78,677.17
52500000	Misc Expense (O&M)	RE	5000003060	11/14/2012	38,160.00
52500000	Misc Expense (O&M)	RE	5000003060	11/14/2012	9,540.00
52500000	Misc Expense (O&M)	RE	5000003061	11/14/2012	(13,244.70)
52500000	Misc Expense (O&M)	KR	5000003072	11/14/2012	645.71
52500000	Misc Expense (O&M)	ZI	9000001359	11/14/2012	44.87
52500000	Misc Expense (O&M)	ZI	9000001372	11/14/2012	26.49
52500000	Misc Expense (O&M)	UZ	2000000434	11/14/2012	(392.86)
52500000	Misc Expense (O&M)	UZ	2000000434	11/14/2012	166,950.00
52500000	Misc Expense (O&M)	UZ	2000000434	11/14/2012	(10,313.80)
52500000	Misc Expense (O&M)	UZ	2000000434	11/14/2012	166,950.00
52500000	Misc Expense (O&M)	UZ	2000000434	11/14/2012	8,379.00
52500000	Misc Expense (O&M)	UZ	2000000434	11/14/2012	14,994.00
52514500	Charitb Don-H/Ed/En	ZF	5000003037	11/14/2012	1,500.00
52514500	Charitb Don-H/Ed/En	ZF	5000003039	11/14/2012	13,000.00
52514500	Charitb Don-H/Ed/En	ZF	5000003042	11/14/2012	15,000.00
52514600	Charitb Don-Commnty	ZF	5000003036	11/14/2012	2,000.00
52514600	Charitb Don-Commnty	ZF	5000003038	11/14/2012	300.00
52514700	Community Partnrshps	ZF	5000003034	11/14/2012	500.00
52514904	Cust Edu Comm-Consrv	ZF	5000003032	11/14/2012	7,050.00
52514904	Cust Edu Comm-Consrv	ZF	5000003033	11/14/2012	10,000.00
52524000	Co Dues/Mmbrshp Ded	ZI	9000001553	11/14/2012	320.00
52532000	Electricity	ZN	5000003028	11/14/2012	113.00
52532000	Electricity	ZN	5000003028	11/14/2012	21.45
52532000	Electricity	ZN	5000003028	11/14/2012	49.86
52532000	Electricity	ZN	5000003028	11/14/2012	19.78
52532000	Electricity	ZN	5000003028	11/14/2012	39.85
52532000	Electricity	ZN	5000003030	11/14/2012	46.61
52532000	Electricity	ZN	5000003030	11/14/2012	58.56
52532000	Electricity	ZN	5000003030	11/14/2012	20.35
52532000	Electricity	ZN	5000003030	11/14/2012	29.90
52532000	Electricity	ZN	5000003030	11/14/2012	20.56
52532000	Electricity	ZN	5000003030	11/14/2012	23.56
52532000	Electricity	ZN	5000003030	11/14/2012	297.79
52532000	Electricity	ZN	5000003030	11/14/2012	20.17
52532000	Electricity	ZN	5000003030	11/14/2012	36.43
52532000	Electricity	ZN	5000003030	11/14/2012	22.69
52532000	Electricity	ZN	5000003030	11/14/2012	80.74
52534000	Employee Expenses	ZI	9000001272	11/14/2012	(70.00)
52535000	Meals Deductible	ZI	9000001159	11/14/2012	18.86
52535000	Meals Deductible	ZI	9000001273	11/14/2012	32.15
52550000	Janitorial	KR	5000003025	11/14/2012	1,378.00
52554500	Lab Supplies	RE	5000003051	11/14/2012	29.63
52554500	Lab Supplies	RE	5000003052	11/14/2012	17.42
52554500	Lab Supplies	RE	5000003053	11/14/2012	13.73
52554500	Lab Supplies	RE	5000003054	11/14/2012	4.90
52554500	Lab Supplies	RE	5000003054	11/14/2012	3.87
52554500	Lab Supplies	RE	5000003054	11/14/2012	6.66
52554500	Lab Supplies	RE	5000003054	11/14/2012	15.33
52554500	Lab Supplies	RE	5000003054	11/14/2012	3.82

## Kentucky American Water Company

Case No. 2012-00520

Response to PSC DR1, Item 31

Account	Description	Doc Type	Document Number	Posting Date	Amount
52554500	Lab Supplies	RE	5000003054	11/14/2012	2.51
52554500	Lab Supplies	RE	5000003054	11/14/2012	3.19
52554500	Lab Supplies	RE	5000003054	11/14/2012	2.66
52554500	Lab Supplies	RE	5000003054	11/14/2012	2.97
52554500	Lab Supplies	RE	5000003054	11/14/2012	3.62
52554500	Lab Supplies	RE	5000003054	11/14/2012	1.30
52554500	Lab Supplies	RE	5000003056	11/14/2012	17.32
52554500	Lab Supplies	UZ	2000000434	11/14/2012	(3,758.34)
52562000	Office Supplies	KR	5000003019	11/14/2012	182.11
52562000	Office Supplies	ZI	9000001248	11/14/2012	41.04
52571100	Add'l Security Costs	KR	5000003075	11/14/2012	1,008.75
52571100	Add'l Security Costs	KR	5000003076	11/14/2012	1,008.75
52574000	Telephone	UZ	2000000434	11/14/2012	30,038.53
52582000	Uniforms	ZI	9000001260	11/14/2012	111.30
52582000	Uniforms	ZI	9000001267	11/14/2012	307.69
52582000	Uniforms	ZI	9000001268	11/14/2012	92.23
52582000	Uniforms	ZI	9000001269	11/14/2012	41.61
52582000	Uniforms	ZI	9000001317	11/14/2012	66.35
52582000	Uniforms	ZI	9000001333	11/14/2012	87.98
52582000	Uniforms	ZI	9000001342	11/14/2012	46.61
52582000	Uniforms	ZI	9000001373	11/14/2012	99.21
52582000	Uniforms	ZI	9000001390	11/14/2012	111.30
52582000	Uniforms	ZI	9000001408	11/14/2012	69.19
52582000	Uniforms	ZI	9000001409	11/14/2012	72.20
52582000	Uniforms	ZI	9000001417	11/14/2012	50.58
52582000	Uniforms	ZI	9000001456	11/14/2012	150.39
52582000	Uniforms	ZI	9000001457	11/14/2012	287.47
52586000	PO Small Differences	RE	5000003059	11/14/2012	(15.37)
52586000	PO Small Differences	RE	5000003259	11/14/2012	15.37
53150000	Contr Svc-Other	KR	5000003016	11/14/2012	12,641.56
53150000	Contr Svc-Other	KR	5000003017	11/14/2012	912.60
53150000	Contr Svc-Other	KR	5000003024	11/14/2012	549.08
53150000	Contr Svc-Other	KR	5000003025	11/14/2012	4,960.80
53150000	Contr Svc-Other	KR	5000003025	11/14/2012	3,879.60
53150000	Contr Svc-Other	KR	5000003025	11/14/2012	2,035.20
53150000	Contr Svc-Other	RE	5000003035	11/14/2012	32.18
53150000	Contr Svc-Other	KR	5000003064	11/14/2012	1,462.80
53150000	Contr Svc-Other	KR	5000003065	11/14/2012	2,497.36
53150000	Contr Svc-Other	KR	5000003066	11/14/2012	69.96
53150000	Contr Svc-Other	KR	5000003067	11/14/2012	135.15
53150000	Contr Svc-Other	KR	5000003068	11/14/2012	50.14
53150000	Contr Svc-Other	KR	5000003069	11/14/2012	1,259.28
53150000	Contr Svc-Other	KR	5000003079	11/14/2012	270.30
53150000	Contr Svc-Other	UZ	2000000434	11/14/2012	17,380.00
53150000	Contr Svc-Other	UZ	2000000434	11/14/2012	117,961.85
53150000	Contr Svc-Other	UZ	2000000434	11/14/2012	978.50
53150000	Contr Svc-Other	UZ	2000000434	11/14/2012	25,000.00
53150000	Contr Svc-Other	UZ	2000000437	11/14/2012	(912.60)
53150000	Contr Svc-Other	UZ	2000000434	11/14/2012	141,835.50
53150000	Contr Svc-Other	UZ	2000000434	11/14/2012	17,222.57
53150000	Contr Svc-Other	UZ	2000000434	11/14/2012	5,000.00
53150000	Contr Svc-Other	UZ	2000000434	11/14/2012	30,000.00
53150000	Contr Svc-Other	UZ	2000000434	11/14/2012	30,000.00

## Kentucky American Water Company

Case No. 2012-00520

Response to PSC DR1, Item 31

Account	Description	Doc Type	Document Number	Posting Date	Amount
53150000	Contr Svc-Other	UZ	2000000434	11/14/2012	78,000.00
53150000	Contr Svc-Other	UZ	2000000434	11/14/2012	360.00
53150000	Contr Svc-Other	UZ	2000000434	11/14/2012	22,793.44
53150000	Contr Svc-Other	UZ	2000000434	11/14/2012	6,127.00
53150000	Contr Svc-Other	UZ	2000000434	11/14/2012	7,292.22
53150000	Contr Svc-Other	UZ	2000000442	11/14/2012	(32.18)
53151000	Contr Svc-Temp EE	KR	5000003020	11/14/2012	1,806.77
53151000	Contr Svc-Temp EE	KR	5000003021	11/14/2012	1,738.40
53155000	Contr Svc-Legal	UZ	2000000434	11/14/2012	27,464.30
53155000	Contr Svc-Legal	UZ	2000000434	11/14/2012	27,464.30
55010200	Trans Lease Fuel	KR	5000003044	11/14/2012	30,154.17
55010200	Trans Lease Fuel	KR	5000003047	11/14/2012	30,718.42
57010000	Uncoll Accts Exp	ZA	9400001274	11/14/2012	(71.75)
57010000	Uncoll Accts Exp	ZA	9400001274	11/14/2012	(253.21)
62520700	Misc Main Pvg/Bckfll	UZ	2000000434	11/14/2012	24,360.40
62520700	Misc Main Pvg/Bckfll	UZ	2000000434	11/14/2012	1,057.00
62520700	Misc Main Pvg/Bckfll	UZ	2000000434	11/14/2012	11,443.00
62520700	Misc Main Pvg/Bckfll	UZ	2000000434	11/14/2012	8,100.00
62520700	Misc Main Pvg/Bckfll	UZ	2000000434	11/14/2012	10,000.00
62520700	Misc Main Pvg/Bckfll	UZ	2000000434	11/14/2012	6,900.00
62520700	Misc Main Pvg/Bckfll	UZ	2000000434	11/14/2012	400.00
68533100	FICA Cap Credits	UZ	2000000438	11/14/2012	(241.98)
68533100	FICA Cap Credits	UZ	2000000438	11/14/2012	(14.25)
68533100	FICA Cap Credits	UZ	2000000438	11/14/2012	(75.93)
68533100	FICA Cap Credits	UZ	2000000438	11/14/2012	(43.25)
68533100	FICA Cap Credits	UZ	2000000438	11/14/2012	(22.37)
68533100	FICA Cap Credits	UZ	2000000439	11/14/2012	(18.43)
68533100	FICA Cap Credits	UZ	2000000438	11/14/2012	(25.91)
68533100	FICA Cap Credits	UZ	2000000438	11/14/2012	(71.49)
68533100	FICA Cap Credits	UZ	2000000438	11/14/2012	(71.50)
68533100	FICA Cap Credits	UZ	2000000438	11/14/2012	(1,234.18)
68533100	FICA Cap Credits	UZ	2000000439	11/14/2012	(102.43)
68533100	FICA Cap Credits	UZ	2000000438	11/14/2012	(232.83)
68533100	FICA Cap Credits	UZ	2000000438	11/14/2012	(15.80)
68533100	FICA Cap Credits	UZ	2000000438	11/14/2012	(63.42)
68533100	FICA Cap Credits	UZ	2000000438	11/14/2012	(132.78)
68533100	FICA Cap Credits	UZ	2000000438	11/14/2012	(240.65)
68533100	FICA Cap Credits	UZ	2000000438	11/14/2012	(115.79)
68533100	FICA Cap Credits	UZ	2000000438	11/14/2012	(249.37)
68533100	FICA Cap Credits	UZ	2000000438	11/14/2012	(4.26)
68533100	FICA Cap Credits	UZ	2000000438	11/14/2012	(375.57)
68533100	FICA Cap Credits	UZ	2000000438	11/14/2012	(41.72)
68533100	FICA Cap Credits	UZ	2000000438	11/14/2012	(246.91)
68533100	FICA Cap Credits	UZ	2000000438	11/14/2012	(6.89)
68533100	FICA Cap Credits	UZ	2000000438	11/14/2012	(23.76)
68533100	FICA Cap Credits	UZ	2000000438	11/14/2012	(9.76)
68533100	FICA Cap Credits	UZ	2000000438	11/14/2012	(26.18)
68533100	FICA Cap Credits	UZ	2000000438	11/14/2012	(71.49)
68533100	FICA Cap Credits	UZ	2000000438	11/14/2012	(40.73)
68533100	FICA Cap Credits	UZ	2000000438	11/14/2012	(144.26)
68533100	FICA Cap Credits	UZ	2000000438	11/14/2012	(41.74)
68535100	SUTA Cap Credits	UZ	2000000439	11/14/2012	(0.83)
72802100	CIAC Rcpt Non-SrvClr	DR	4000003828	11/14/2012	(2,451.00)

## Kentucky American Water Company

Case No. 2012-00520

Response to PSC DR1, Item 31

Account	Description	Doc Type	Document Number	Posting Date	Amount
72802100	CIAC Rcpt Non-SrvClr	DR	4000003831	11/14/2012	(20,316.00)
72802100	CIAC Rcpt Non-SrvClr	DR	4000003833	11/14/2012	(817.00)
72802100	CIAC Rcpt Non-SrvClr	DR	4000003836	11/14/2012	(26,144.00)
88107000	CAP Move-CWIP	UZ	2000000440	11/14/2012	82.40
88107000	CAP Move-CWIP	UZ	2000000440	11/14/2012	702.34
88107000	CAP Move-CWIP	UZ	2000000440	11/14/2012	3,294.00
88107000	CAP Move-CWIP	UZ	2000000441	11/14/2012	241.98
88107000	CAP Move-CWIP	UZ	2000000435	11/14/2012	(17,380.00)
88107000	CAP Move-CWIP	UZ	2000000440	11/14/2012	44.63
88107000	CAP Move-CWIP	UZ	2000000440	11/14/2012	194.40
88107000	CAP Move-CWIP	UZ	2000000440	11/14/2012	14.25
88107000	CAP Move-CWIP	UZ	2000000440	11/14/2012	4.86
88107000	CAP Move-CWIP	UZ	2000000440	11/14/2012	232.72
88107000	CAP Move-CWIP	UZ	2000000440	11/14/2012	1,035.48
88107000	CAP Move-CWIP	UZ	2000000440	11/14/2012	75.93
88107000	CAP Move-CWIP	UZ	2000000441	11/14/2012	13.44
88107000	CAP Move-CWIP	UZ	2000000435	11/14/2012	(24,360.40)
88107000	CAP Move-CWIP	UZ	2000000440	11/14/2012	43.25
88107000	CAP Move-CWIP	UZ	2000000440	11/14/2012	7.29
88107000	CAP Move-CWIP	UZ	2000000440	11/14/2012	582.72
88107000	CAP Move-CWIP	UZ	2000000440	11/14/2012	99.61
88107000	CAP Move-CWIP	UZ	2000000436	11/14/2012	1,075.90
88107000	CAP Move-CWIP	UZ	2000000440	11/14/2012	68.39
88107000	CAP Move-CWIP	UZ	2000000440	11/14/2012	67.43
88107000	CAP Move-CWIP	UZ	2000000440	11/14/2012	22.37
88107000	CAP Move-CWIP	UZ	2000000441	11/14/2012	14.01
88107000	CAP Move-CWIP	UZ	2000000441	11/14/2012	238.71
88107000	CAP Move-CWIP	UZ	2000000440	11/14/2012	18.43
88107000	CAP Move-CWIP	UZ	2000000440	11/14/2012	88.57
88107000	CAP Move-CWIP	UZ	2000000440	11/14/2012	1.29
88107000	CAP Move-CWIP	UZ	2000000441	11/14/2012	258.36
88107000	CAP Move-CWIP	UZ	2000000435	11/14/2012	392.86
88107000	CAP Move-CWIP	UZ	2000000436	11/14/2012	1,338.30
88107000	CAP Move-CWIP	UZ	2000000435	11/14/2012	(117,961.85)
88107000	CAP Move-CWIP	UZ	2000000440	11/14/2012	13.76
88107000	CAP Move-CWIP	UZ	2000000440	11/14/2012	18.03
88107000	CAP Move-CWIP	UZ	2000000440	11/14/2012	25.91
88107000	CAP Move-CWIP	UZ	2000000441	11/14/2012	343.35
88107000	CAP Move-CWIP	UZ	2000000441	11/14/2012	29.00
88107000	CAP Move-CWIP	UZ	2000000435	11/14/2012	(978.50)
88107000	CAP Move-CWIP	UZ	2000000435	11/14/2012	(27,464.30)
88107000	CAP Move-CWIP	UZ	2000000435	11/14/2012	(27,464.30)
88107000	CAP Move-CWIP	UZ	2000000435	11/14/2012	(2,948,547.00)
88107000	CAP Move-CWIP	UZ	2000000440	11/14/2012	49.13
88107000	CAP Move-CWIP	UZ	2000000440	11/14/2012	70.77
88107000	CAP Move-CWIP	UZ	2000000440	11/14/2012	28.06
88107000	CAP Move-CWIP	UZ	2000000440	11/14/2012	65.25
88107000	CAP Move-CWIP	UZ	2000000441	11/14/2012	953.01
88107000	CAP Move-CWIP	UZ	2000000440	11/14/2012	65.24
88107000	CAP Move-CWIP	UZ	2000000440	11/14/2012	28.08
88107000	CAP Move-CWIP	UZ	2000000440	11/14/2012	953.01
88107000	CAP Move-CWIP	UZ	2000000440	11/14/2012	70.78
88107000	CAP Move-CWIP	UZ	2000000441	11/14/2012	49.12



## Kentucky American Water Company

Case No. 2012-00520

Response to PSC DR1, Item 31

Account	Description	Doc Type	Document Number	Posting Date	Amount
88107000	CAP Move-CWIP	UZ	2000000435	11/14/2012	(25,000.00)
88107000	CAP Move-CWIP	UZ	2000000440	11/14/2012	413.07
88107000	CAP Move-CWIP	UZ	2000000440	11/14/2012	8,510.05
88107000	CAP Move-CWIP	UZ	2000000440	11/14/2012	962.66
88107000	CAP Move-CWIP	UZ	2000000440	11/14/2012	1,967.95
88107000	CAP Move-CWIP	UZ	2000000440	11/14/2012	4,482.30
88107000	CAP Move-CWIP	UZ	2000000440	11/14/2012	248.82
88107000	CAP Move-CWIP	UZ	2000000440	11/14/2012	47.22
88107000	CAP Move-CWIP	UZ	2000000440	11/14/2012	945.50
88107000	CAP Move-CWIP	UZ	2000000440	11/14/2012	224.44
88107000	CAP Move-CWIP	UZ	2000000440	11/14/2012	102.43
88107000	CAP Move-CWIP	UZ	2000000440	11/14/2012	472.76
88107000	CAP Move-CWIP	UZ	2000000441	11/14/2012	50.90
88107000	CAP Move-CWIP	UZ	2000000435	11/14/2012	(1,057.00)
88107000	CAP Move-CWIP	UZ	2000000440	11/14/2012	107.77
88107000	CAP Move-CWIP	UZ	2000000440	11/14/2012	613.10
88107000	CAP Move-CWIP	UZ	2000000440	11/14/2012	1,542.77
88107000	CAP Move-CWIP	UZ	2000000440	11/14/2012	59.31
88107000	CAP Move-CWIP	UZ	2000000440	11/14/2012	1,627.25
88107000	CAP Move-CWIP	UZ	2000000440	11/14/2012	232.83
88107000	CAP Move-CWIP	UZ	2000000435	11/14/2012	(11,443.00)
88107000	CAP Move-CWIP	UZ	2000000435	11/14/2012	(5,589.00)
88107000	CAP Move-CWIP	UZ	2000000440	11/14/2012	8.01
88107000	CAP Move-CWIP	UZ	2000000440	11/14/2012	152.43
88107000	CAP Move-CWIP	UZ	2000000440	11/14/2012	10.90
88107000	CAP Move-CWIP	UZ	2000000440	11/14/2012	6.10
88107000	CAP Move-CWIP	UZ	2000000440	11/14/2012	45.18
88107000	CAP Move-CWIP	UZ	2000000435	11/14/2012	(6,900.00)
88107000	CAP Move-CWIP	UZ	2000000440	11/14/2012	31.21
88107000	CAP Move-CWIP	UZ	2000000440	11/14/2012	0.57
88107000	CAP Move-CWIP	UZ	2000000440	11/14/2012	111.39
88107000	CAP Move-CWIP	UZ	2000000440	11/14/2012	23.79
88107000	CAP Move-CWIP	UZ	2000000440	11/14/2012	43.76
88107000	CAP Move-CWIP	UZ	2000000440	11/14/2012	243.44
88107000	CAP Move-CWIP	UZ	2000000441	11/14/2012	351.01
88107000	CAP Move-CWIP	UZ	2000000440	11/14/2012	81.82
88107000	CAP Move-CWIP	UZ	2000000440	11/14/2012	132.78
88107000	CAP Move-CWIP	UZ	2000000440	11/14/2012	1,677.12
88107000	CAP Move-CWIP	UZ	2000000441	11/14/2012	158.39
88107000	CAP Move-CWIP	UZ	2000000435	11/14/2012	(4,761.00)
88107000	CAP Move-CWIP	UZ	2000000436	11/14/2012	629.69
88107000	CAP Move-CWIP	UZ	2000000440	11/14/2012	166.04
88107000	CAP Move-CWIP	UZ	2000000440	11/14/2012	58.37
88107000	CAP Move-CWIP	UZ	2000000440	11/14/2012	428.11
88107000	CAP Move-CWIP	UZ	2000000440	11/14/2012	2,704.66
88107000	CAP Move-CWIP	UZ	2000000440	11/14/2012	16.32
88107000	CAP Move-CWIP	UZ	2000000441	11/14/2012	68.24
88107000	CAP Move-CWIP	UZ	2000000435	11/14/2012	(166,950.00)
88107000	CAP Move-CWIP	UZ	2000000440	11/14/2012	115.79
88107000	CAP Move-CWIP	UZ	2000000440	11/14/2012	138.19
88107000	CAP Move-CWIP	UZ	2000000440	11/14/2012	1,533.95
88107000	CAP Move-CWIP	UZ	2000000435	11/14/2012	(348.00)
88107000	CAP Move-CWIP	UZ	2000000440	11/14/2012	216.95

## Kentucky American Water Company

Case No. 2012-00520

Response to PSC DR1, Item 31

Account	Description	Doc Type	Document Number	Posting Date	Amount
88107000	CAP Move-CWIP	UZ	2000000440	11/14/2012	563.33
88107000	CAP Move-CWIP	UZ	2000000440	11/14/2012	3,097.85
88107000	CAP Move-CWIP	UZ	2000000440	11/14/2012	75.13
88107000	CAP Move-CWIP	UZ	2000000441	11/14/2012	145.38
88107000	CAP Move-CWIP	UZ	2000000441	11/14/2012	100.35
88107000	CAP Move-CWIP	UZ	2000000440	11/14/2012	2.69
88107000	CAP Move-CWIP	UZ	2000000440	11/14/2012	14.92
88107000	CAP Move-CWIP	UZ	2000000440	11/14/2012	14.64
88107000	CAP Move-CWIP	UZ	2000000440	11/14/2012	3.70
88107000	CAP Move-CWIP	UZ	2000000441	11/14/2012	36.60
88107000	CAP Move-CWIP	UZ	2000000435	11/14/2012	(8,260.65)
88107000	CAP Move-CWIP	UZ	2000000435	11/14/2012	(10,641.84)
88107000	CAP Move-CWIP	UZ	2000000435	11/14/2012	8,973.01
88107000	CAP Move-CWIP	UZ	2000000435	11/14/2012	(145,246.50)
88107000	CAP Move-CWIP	UZ	2000000435	11/14/2012	(123,396.88)
88107000	CAP Move-CWIP	UZ	2000000435	11/14/2012	(4,617.09)
88107000	CAP Move-CWIP	UZ	2000000440	11/14/2012	62.59
88107000	CAP Move-CWIP	UZ	2000000440	11/14/2012	126.97
88107000	CAP Move-CWIP	UZ	2000000440	11/14/2012	5,320.17
88107000	CAP Move-CWIP	UZ	2000000440	11/14/2012	326.74
88107000	CAP Move-CWIP	UZ	2000000440	11/14/2012	1,430.62
88107000	CAP Move-CWIP	UZ	2000000441	11/14/2012	88.28
88107000	CAP Move-CWIP	UZ	2000000440	11/14/2012	177.54
88107000	CAP Move-CWIP	UZ	2000000440	11/14/2012	580.32
88107000	CAP Move-CWIP	UZ	2000000440	11/14/2012	41.72
88107000	CAP Move-CWIP	UZ	2000000440	11/14/2012	14.46
88107000	CAP Move-CWIP	UZ	2000000435	11/14/2012	(30,038.53)
88107000	CAP Move-CWIP	UZ	2000000440	11/14/2012	134.06
88107000	CAP Move-CWIP	UZ	2000000440	11/14/2012	445.36
88107000	CAP Move-CWIP	UZ	2000000440	11/14/2012	2,905.72
88107000	CAP Move-CWIP	UZ	2000000440	11/14/2012	175.95
88107000	CAP Move-CWIP	UZ	2000000441	11/14/2012	642.13
88107000	CAP Move-CWIP	UZ	2000000441	11/14/2012	246.91
88107000	CAP Move-CWIP	UZ	2000000435	11/14/2012	(17,222.57)
88107000	CAP Move-CWIP	UZ	2000000440	11/14/2012	4.92
88107000	CAP Move-CWIP	UZ	2000000440	11/14/2012	6.89
88107000	CAP Move-CWIP	UZ	2000000440	11/14/2012	3.75
88107000	CAP Move-CWIP	UZ	2000000440	11/14/2012	18.92
88107000	CAP Move-CWIP	UZ	2000000440	11/14/2012	93.75
88107000	CAP Move-CWIP	UZ	2000000435	11/14/2012	(5,000.00)
88107000	CAP Move-CWIP	UZ	2000000435	11/14/2012	(5,000.00)
88107000	CAP Move-CWIP	UZ	2000000435	11/14/2012	(30,000.00)
88107000	CAP Move-CWIP	UZ	2000000435	11/14/2012	(30,000.00)
88107000	CAP Move-CWIP	UZ	2000000435	11/14/2012	(360.00)
88107000	CAP Move-CWIP	UZ	2000000435	11/14/2012	(22,793.44)
88107000	CAP Move-CWIP	UZ	2000000440	11/14/2012	69.60
88107000	CAP Move-CWIP	UZ	2000000440	11/14/2012	15.49
88107000	CAP Move-CWIP	UZ	2000000440	11/14/2012	295.05
88107000	CAP Move-CWIP	UZ	2000000440	11/14/2012	11.80
88107000	CAP Move-CWIP	UZ	2000000440	11/14/2012	21.39
88107000	CAP Move-CWIP	UZ	2000000440	11/14/2012	3.00
88107000	CAP Move-CWIP	UZ	2000000440	11/14/2012	8.78
88107000	CAP Move-CWIP	UZ	2000000440	11/14/2012	26.53

## Kentucky American Water Company

Case No. 2012-00520

Response to PSC DR1, Item 31

Account	Description	Doc Type	Document Number	Posting Date	Amount
88107000	CAP Move-CWIP	UZ	2000000441	11/14/2012	119.77
88107000	CAP Move-CWIP	UZ	2000000440	11/14/2012	315.47
88107000	CAP Move-CWIP	UZ	2000000440	11/14/2012	23.57
88107000	CAP Move-CWIP	UZ	2000000440	11/14/2012	41.52
88107000	CAP Move-CWIP	UZ	2000000440	11/14/2012	7.89
88107000	CAP Move-CWIP	UZ	2000000435	11/14/2012	(13,494.60)
88107000	CAP Move-CWIP	UZ	2000000440	11/14/2012	70.77
88107000	CAP Move-CWIP	UZ	2000000440	11/14/2012	49.13
88107000	CAP Move-CWIP	UZ	2000000440	11/14/2012	953.01
88107000	CAP Move-CWIP	UZ	2000000440	11/14/2012	65.25
88107000	CAP Move-CWIP	UZ	2000000441	11/14/2012	28.06
88107000	CAP Move-CWIP	UZ	2000000440	11/14/2012	150.57
88107000	CAP Move-CWIP	UZ	2000000440	11/14/2012	7.29
88107000	CAP Move-CWIP	UZ	2000000440	11/14/2012	40.73
88107000	CAP Move-CWIP	UZ	2000000440	11/14/2012	14.18
88107000	CAP Move-CWIP	UZ	2000000440	11/14/2012	561.87
88107000	CAP Move-CWIP	UZ	2000000440	11/14/2012	450.46
88107000	CAP Move-CWIP	UZ	2000000440	11/14/2012	1,544.35
88107000	CAP Move-CWIP	UZ	2000000440	11/14/2012	65.00
88107000	CAP Move-CWIP	UZ	2000000440	11/14/2012	144.26
88107000	CAP Move-CWIP	UZ	2000000440	11/14/2012	430.94
88107000	CAP Move-CWIP	UZ	2000000440	11/14/2012	18.44
88107000	CAP Move-CWIP	UZ	2000000435	11/14/2012	(6,127.00)
88107000	CAP Move-CWIP	UZ	2000000440	11/14/2012	14.52
88107000	CAP Move-CWIP	UZ	2000000440	11/14/2012	177.46
88107000	CAP Move-CWIP	UZ	2000000440	11/14/2012	41.74
88107000	CAP Move-CWIP	UZ	2000000441	11/14/2012	580.32
88107000	CAP Move-CWIP	UZ	2000000435	11/14/2012	(7,292.22)
88107000	CAP Move-CWIP	UZ	2000000443	11/14/2012	32.18
88257100	CAP Move-RWIP	UZ	2000000440	11/14/2012	0.66
88257100	CAP Move-RWIP	UZ	2000000440	11/14/2012	0.28
88257100	CAP Move-RWIP	UZ	2000000440	11/14/2012	9.63
88257100	CAP Move-RWIP	UZ	2000000440	11/14/2012	0.50
88257100	CAP Move-RWIP	UZ	2000000440	11/14/2012	0.72
88257100	CAP Move-RWIP	UZ	2000000440	11/14/2012	9.63
88257100	CAP Move-RWIP	UZ	2000000440	11/14/2012	0.28
88257100	CAP Move-RWIP	UZ	2000000440	11/14/2012	0.50
88257100	CAP Move-RWIP	UZ	2000000441	11/14/2012	0.72
88257100	CAP Move-RWIP	UZ	2000000441	11/14/2012	0.66
88257100	CAP Move-RWIP	UZ	2000000440	11/14/2012	2,400.27
88257100	CAP Move-RWIP	UZ	2000000440	11/14/2012	271.52
88257100	CAP Move-RWIP	UZ	2000000440	11/14/2012	70.18
88257100	CAP Move-RWIP	UZ	2000000440	11/14/2012	1,264.24
88257100	CAP Move-RWIP	UZ	2000000441	11/14/2012	116.51
88257100	CAP Move-RWIP	UZ	2000000441	11/14/2012	555.07
88257100	CAP Move-RWIP	UZ	2000000435	11/14/2012	(2,511.00)
88257100	CAP Move-RWIP	UZ	2000000440	11/14/2012	20.30
88257100	CAP Move-RWIP	UZ	2000000440	11/14/2012	3.59
88257100	CAP Move-RWIP	UZ	2000000440	11/14/2012	2.74
88257100	CAP Move-RWIP	UZ	2000000440	11/14/2012	68.49
88257100	CAP Move-RWIP	UZ	2000000440	11/14/2012	4.90
88257100	CAP Move-RWIP	UZ	2000000435	11/14/2012	(3,100.00)
88257100	CAP Move-RWIP	UZ	2000000440	11/14/2012	10.69

## Kentucky American Water Company

Case No. 2012-00520

Response to PSC DR1, Item 31

Account	Description	Doc Type	Document Number	Posting Date	Amount
88257100	CAP Move-RWIP	UZ	2000000440	11/14/2012	109.38
88257100	CAP Move-RWIP	UZ	2000000440	11/14/2012	0.26
88257100	CAP Move-RWIP	UZ	2000000440	11/14/2012	19.66
88257100	CAP Move-RWIP	UZ	2000000440	11/14/2012	50.04
88257100	CAP Move-RWIP	UZ	2000000440	11/14/2012	14.02
88257100	CAP Move-RWIP	UZ	2000000441	11/14/2012	157.70
88257100	CAP Move-RWIP	UZ	2000000435	11/14/2012	(2,139.00)
88257100	CAP Move-RWIP	UZ	2000000436	11/14/2012	282.91
88257100	CAP Move-RWIP	UZ	2000000440	11/14/2012	74.61
88257100	CAP Move-RWIP	UZ	2000000440	11/14/2012	1,215.15
88257100	CAP Move-RWIP	UZ	2000000440	11/14/2012	26.23
88257100	CAP Move-RWIP	UZ	2000000440	11/14/2012	192.34
88257100	CAP Move-RWIP	UZ	2000000440	11/14/2012	7.33
88257100	CAP Move-RWIP	UZ	2000000441	11/14/2012	30.66
88257100	CAP Move-RWIP	UZ	2000000435	11/14/2012	(52.00)
88257100	CAP Move-RWIP	UZ	2000000440	11/14/2012	462.90
88257100	CAP Move-RWIP	UZ	2000000440	11/14/2012	32.42
88257100	CAP Move-RWIP	UZ	2000000440	11/14/2012	84.18
88257100	CAP Move-RWIP	UZ	2000000440	11/14/2012	21.72
88257100	CAP Move-RWIP	UZ	2000000440	11/14/2012	15.00
88257100	CAP Move-RWIP	UZ	2000000441	11/14/2012	11.23
88257100	CAP Move-RWIP	UZ	2000000440	11/14/2012	0.40
88257100	CAP Move-RWIP	UZ	2000000440	11/14/2012	2.23
88257100	CAP Move-RWIP	UZ	2000000440	11/14/2012	0.56
88257100	CAP Move-RWIP	UZ	2000000440	11/14/2012	5.47
88257100	CAP Move-RWIP	UZ	2000000440	11/14/2012	2.19
88257100	CAP Move-RWIP	UZ	2000000435	11/14/2012	(1,234.35)
88257100	CAP Move-RWIP	UZ	2000000435	11/14/2012	(1,590.16)
88257100	CAP Move-RWIP	UZ	2000000435	11/14/2012	1,340.79
88257100	CAP Move-RWIP	UZ	2000000435	11/14/2012	(689.91)
88257100	CAP Move-RWIP	UZ	2000000435	11/14/2012	(18,438.62)
88257100	CAP Move-RWIP	UZ	2000000435	11/14/2012	(21,703.50)
88257100	CAP Move-RWIP	UZ	2000000440	11/14/2012	794.97
88257100	CAP Move-RWIP	UZ	2000000440	11/14/2012	18.97
88257100	CAP Move-RWIP	UZ	2000000440	11/14/2012	9.35
88257100	CAP Move-RWIP	UZ	2000000440	11/14/2012	13.19
88257100	CAP Move-RWIP	UZ	2000000440	11/14/2012	48.83
88257100	CAP Move-RWIP	UZ	2000000441	11/14/2012	213.78
88257100	CAP Move-RWIP	UZ	2000000435	11/14/2012	(30,000.00)
88257100	CAP Move-RWIP	UZ	2000000435	11/14/2012	(30,000.00)
88257100	CAP Move-RWIP	UZ	2000000435	11/14/2012	(8,379.00)
88257100	CAP Move-RWIP	UZ	2000000435	11/14/2012	(78,677.17)
88257100	CAP Move-RWIP	UZ	2000000435	11/14/2012	(78,000.00)
88257100	CAP Move-RWIP	UZ	2000000435	11/14/2012	3,758.34
88257100	CAP Move-RWIP	UZ	2000000440	11/14/2012	1.31
88257100	CAP Move-RWIP	UZ	2000000440	11/14/2012	2.37
88257100	CAP Move-RWIP	UZ	2000000440	11/14/2012	7.74
88257100	CAP Move-RWIP	UZ	2000000440	11/14/2012	32.79
88257100	CAP Move-RWIP	UZ	2000000441	11/14/2012	1.72
88257100	CAP Move-RWIP	UZ	2000000440	11/14/2012	0.33
88257100	CAP Move-RWIP	UZ	2000000440	11/14/2012	2.94
88257100	CAP Move-RWIP	UZ	2000000440	11/14/2012	0.98
88257100	CAP Move-RWIP	UZ	2000000441	11/14/2012	13.31

## Kentucky American Water Company

Case No. 2012-00520

Response to PSC DR1, Item 31

Account	Description	Doc Type	Document Number	Posting Date	Amount
88257100	CAP Move-RWIP	UZ	2000000440	11/14/2012	35.05
88257100	CAP Move-RWIP	UZ	2000000440	11/14/2012	4.61
88257100	CAP Move-RWIP	UZ	2000000440	11/14/2012	0.87
88257100	CAP Move-RWIP	UZ	2000000440	11/14/2012	2.61
88257100	CAP Move-RWIP	UZ	2000000435	11/14/2012	(1,499.40)
88257100	CAP Move-RWIP	UZ	2000000440	11/14/2012	0.72
88257100	CAP Move-RWIP	UZ	2000000440	11/14/2012	0.28
88257100	CAP Move-RWIP	UZ	2000000440	11/14/2012	9.63
88257100	CAP Move-RWIP	UZ	2000000441	11/14/2012	0.66
88257100	CAP Move-RWIP	UZ	2000000441	11/14/2012	0.50
88900000	CAP Move-Settlement	UZ	2000000440	11/14/2012	(241.98)
88900000	CAP Move-Settlement	UZ	2000000440	11/14/2012	(3,294.00)
88900000	CAP Move-Settlement	UZ	2000000440	11/14/2012	(82.40)
88900000	CAP Move-Settlement	UZ	2000000441	11/14/2012	(702.34)
88900000	CAP Move-Settlement	UZ	2000000435	11/14/2012	17,380.00
88900000	CAP Move-Settlement	UZ	2000000440	11/14/2012	(14.25)
88900000	CAP Move-Settlement	UZ	2000000440	11/14/2012	(194.40)
88900000	CAP Move-Settlement	UZ	2000000440	11/14/2012	(44.63)
88900000	CAP Move-Settlement	UZ	2000000440	11/14/2012	(4.86)
88900000	CAP Move-Settlement	UZ	2000000440	11/14/2012	(232.72)
88900000	CAP Move-Settlement	UZ	2000000440	11/14/2012	(1,035.48)
88900000	CAP Move-Settlement	UZ	2000000440	11/14/2012	(13.44)
88900000	CAP Move-Settlement	UZ	2000000440	11/14/2012	(75.93)
88900000	CAP Move-Settlement	UZ	2000000435	11/14/2012	24,360.40
88900000	CAP Move-Settlement	UZ	2000000440	11/14/2012	(582.72)
88900000	CAP Move-Settlement	UZ	2000000440	11/14/2012	(99.61)
88900000	CAP Move-Settlement	UZ	2000000440	11/14/2012	(7.29)
88900000	CAP Move-Settlement	UZ	2000000441	11/14/2012	(43.25)
88900000	CAP Move-Settlement	UZ	2000000436	11/14/2012	(1,075.90)
88900000	CAP Move-Settlement	UZ	2000000440	11/14/2012	(14.01)
88900000	CAP Move-Settlement	UZ	2000000440	11/14/2012	(68.39)
88900000	CAP Move-Settlement	UZ	2000000440	11/14/2012	(238.71)
88900000	CAP Move-Settlement	UZ	2000000440	11/14/2012	(67.43)
88900000	CAP Move-Settlement	UZ	2000000440	11/14/2012	(22.37)
88900000	CAP Move-Settlement	UZ	2000000440	11/14/2012	(18.43)
88900000	CAP Move-Settlement	UZ	2000000440	11/14/2012	(1.29)
88900000	CAP Move-Settlement	UZ	2000000440	11/14/2012	(88.57)
88900000	CAP Move-Settlement	UZ	2000000441	11/14/2012	(258.36)
88900000	CAP Move-Settlement	UZ	2000000435	11/14/2012	(392.86)
88900000	CAP Move-Settlement	UZ	2000000436	11/14/2012	(1,338.30)
88900000	CAP Move-Settlement	UZ	2000000435	11/14/2012	117,961.85
88900000	CAP Move-Settlement	UZ	2000000440	11/14/2012	(18.03)
88900000	CAP Move-Settlement	UZ	2000000440	11/14/2012	(13.76)
88900000	CAP Move-Settlement	UZ	2000000440	11/14/2012	(29.00)
88900000	CAP Move-Settlement	UZ	2000000440	11/14/2012	(25.91)
88900000	CAP Move-Settlement	UZ	2000000440	11/14/2012	(343.35)
88900000	CAP Move-Settlement	UZ	2000000435	11/14/2012	978.50
88900000	CAP Move-Settlement	UZ	2000000435	11/14/2012	27,464.30
88900000	CAP Move-Settlement	UZ	2000000435	11/14/2012	2,948,547.00
88900000	CAP Move-Settlement	UZ	2000000435	11/14/2012	27,464.30
88900000	CAP Move-Settlement	UZ	2000000440	11/14/2012	(65.91)
88900000	CAP Move-Settlement	UZ	2000000440	11/14/2012	(49.63)
88900000	CAP Move-Settlement	UZ	2000000440	11/14/2012	(28.34)

Kentucky American Water Company  
Case No. 2012-00520  
Response to PSC DR1, Item 31

Account	Description	Doc Type	Document Number	Posting Date	Amount
88900000	CAP Move-Settlement	UZ	2000000440	11/14/2012	(962.64)
88900000	CAP Move-Settlement	UZ	2000000441	11/14/2012	(71.49)
88900000	CAP Move-Settlement	UZ	2000000440	11/14/2012	(65.90)
88900000	CAP Move-Settlement	UZ	2000000440	11/14/2012	(28.36)
88900000	CAP Move-Settlement	UZ	2000000440	11/14/2012	(71.50)
88900000	CAP Move-Settlement	UZ	2000000440	11/14/2012	(49.62)
88900000	CAP Move-Settlement	UZ	2000000441	11/14/2012	(962.64)
88900000	CAP Move-Settlement	UZ	2000000435	11/14/2012	25,000.00
88900000	CAP Move-Settlement	UZ	2000000440	11/14/2012	(319.00)
88900000	CAP Move-Settlement	UZ	2000000440	11/14/2012	(5,746.54)
88900000	CAP Move-Settlement	UZ	2000000440	11/14/2012	(2,523.02)
88900000	CAP Move-Settlement	UZ	2000000440	11/14/2012	(10,910.32)
88900000	CAP Move-Settlement	UZ	2000000440	11/14/2012	(1,234.18)
88900000	CAP Move-Settlement	UZ	2000000440	11/14/2012	(529.58)
88900000	CAP Move-Settlement	UZ	2000000440	11/14/2012	(945.50)
88900000	CAP Move-Settlement	UZ	2000000440	11/14/2012	(50.90)
88900000	CAP Move-Settlement	UZ	2000000440	11/14/2012	(224.44)
88900000	CAP Move-Settlement	UZ	2000000440	11/14/2012	(102.43)
88900000	CAP Move-Settlement	UZ	2000000440	11/14/2012	(472.76)
88900000	CAP Move-Settlement	UZ	2000000440	11/14/2012	(47.22)
88900000	CAP Move-Settlement	UZ	2000000435	11/14/2012	1,057.00
88900000	CAP Move-Settlement	UZ	2000000440	11/14/2012	(232.83)
88900000	CAP Move-Settlement	UZ	2000000440	11/14/2012	(1,627.25)
88900000	CAP Move-Settlement	UZ	2000000440	11/14/2012	(59.31)
88900000	CAP Move-Settlement	UZ	2000000440	11/14/2012	(1,542.77)
88900000	CAP Move-Settlement	UZ	2000000441	11/14/2012	(107.77)
88900000	CAP Move-Settlement	UZ	2000000441	11/14/2012	(613.10)
88900000	CAP Move-Settlement	UZ	2000000435	11/14/2012	11,443.00
88900000	CAP Move-Settlement	UZ	2000000435	11/14/2012	8,100.00
88900000	CAP Move-Settlement	UZ	2000000440	11/14/2012	(11.60)
88900000	CAP Move-Settlement	UZ	2000000440	11/14/2012	(15.80)
88900000	CAP Move-Settlement	UZ	2000000440	11/14/2012	(220.92)
88900000	CAP Move-Settlement	UZ	2000000440	11/14/2012	(65.48)
88900000	CAP Move-Settlement	UZ	2000000441	11/14/2012	(8.84)
88900000	CAP Move-Settlement	UZ	2000000435	11/14/2012	10,000.00
88900000	CAP Move-Settlement	UZ	2000000440	11/14/2012	(352.82)
88900000	CAP Move-Settlement	UZ	2000000440	11/14/2012	(45.23)
88900000	CAP Move-Settlement	UZ	2000000440	11/14/2012	(34.48)
88900000	CAP Move-Settlement	UZ	2000000440	11/14/2012	(0.83)
88900000	CAP Move-Settlement	UZ	2000000440	11/14/2012	(63.42)
88900000	CAP Move-Settlement	UZ	2000000441	11/14/2012	(508.71)
88900000	CAP Move-Settlement	UZ	2000000441	11/14/2012	(161.43)
88900000	CAP Move-Settlement	UZ	2000000440	11/14/2012	(132.78)
88900000	CAP Move-Settlement	UZ	2000000440	11/14/2012	(81.82)
88900000	CAP Move-Settlement	UZ	2000000440	11/14/2012	(158.39)
88900000	CAP Move-Settlement	UZ	2000000441	11/14/2012	(1,677.12)
88900000	CAP Move-Settlement	UZ	2000000435	11/14/2012	6,900.00
88900000	CAP Move-Settlement	UZ	2000000436	11/14/2012	(912.60)
88900000	CAP Move-Settlement	UZ	2000000440	11/14/2012	(240.65)
88900000	CAP Move-Settlement	UZ	2000000440	11/14/2012	(98.90)
88900000	CAP Move-Settlement	UZ	2000000440	11/14/2012	(3,919.81)
88900000	CAP Move-Settlement	UZ	2000000440	11/14/2012	(620.45)
88900000	CAP Move-Settlement	UZ	2000000440	11/14/2012	(23.65)



Kentucky American Water Company  
Case No. 2012-00520  
Response to PSC DR1, Item 31

Account	Description	Doc Type	Document Number	Posting Date	Amount
88900000	CAP Move-Settlement	UZ	2000000435	11/14/2012	78,000.00
88900000	CAP Move-Settlement	UZ	2000000435	11/14/2012	78,677.17
88900000	CAP Move-Settlement	UZ	2000000435	11/14/2012	(3,758.34)
88900000	CAP Move-Settlement	UZ	2000000435	11/14/2012	360.00
88900000	CAP Move-Settlement	UZ	2000000435	11/14/2012	22,793.44
88900000	CAP Move-Settlement	UZ	2000000440	11/14/2012	(327.84)
88900000	CAP Move-Settlement	UZ	2000000440	11/14/2012	(23.76)
88900000	CAP Move-Settlement	UZ	2000000440	11/14/2012	(17.21)
88900000	CAP Move-Settlement	UZ	2000000441	11/14/2012	(13.11)
88900000	CAP Move-Settlement	UZ	2000000441	11/14/2012	(77.34)
88900000	CAP Move-Settlement	UZ	2000000440	11/14/2012	(133.08)
88900000	CAP Move-Settlement	UZ	2000000440	11/14/2012	(3.33)
88900000	CAP Move-Settlement	UZ	2000000440	11/14/2012	(29.47)
88900000	CAP Move-Settlement	UZ	2000000440	11/14/2012	(9.76)
88900000	CAP Move-Settlement	UZ	2000000440	11/14/2012	(8.76)
88900000	CAP Move-Settlement	UZ	2000000440	11/14/2012	(26.18)
88900000	CAP Move-Settlement	UZ	2000000440	11/14/2012	(46.13)
88900000	CAP Move-Settlement	UZ	2000000440	11/14/2012	(350.52)
88900000	CAP Move-Settlement	UZ	2000000435	11/14/2012	14,994.00
88900000	CAP Move-Settlement	UZ	2000000440	11/14/2012	(65.91)
88900000	CAP Move-Settlement	UZ	2000000440	11/14/2012	(28.34)
88900000	CAP Move-Settlement	UZ	2000000440	11/14/2012	(71.49)
88900000	CAP Move-Settlement	UZ	2000000440	11/14/2012	(962.64)
88900000	CAP Move-Settlement	UZ	2000000440	11/14/2012	(49.63)
88900000	CAP Move-Settlement	UZ	2000000440	11/14/2012	(14.18)
88900000	CAP Move-Settlement	UZ	2000000440	11/14/2012	(7.29)
88900000	CAP Move-Settlement	UZ	2000000440	11/14/2012	(150.57)
88900000	CAP Move-Settlement	UZ	2000000440	11/14/2012	(40.73)
88900000	CAP Move-Settlement	UZ	2000000441	11/14/2012	(561.87)
88900000	CAP Move-Settlement	UZ	2000000440	11/14/2012	(450.46)
88900000	CAP Move-Settlement	UZ	2000000440	11/14/2012	(65.00)
88900000	CAP Move-Settlement	UZ	2000000440	11/14/2012	(18.44)
88900000	CAP Move-Settlement	UZ	2000000440	11/14/2012	(1,544.35)
88900000	CAP Move-Settlement	UZ	2000000440	11/14/2012	(144.26)
88900000	CAP Move-Settlement	UZ	2000000441	11/14/2012	(430.94)
88900000	CAP Move-Settlement	UZ	2000000435	11/14/2012	6,127.00
88900000	CAP Move-Settlement	UZ	2000000440	11/14/2012	(177.46)
88900000	CAP Move-Settlement	UZ	2000000440	11/14/2012	(41.74)
88900000	CAP Move-Settlement	UZ	2000000440	11/14/2012	(14.52)
88900000	CAP Move-Settlement	UZ	2000000440	11/14/2012	(580.32)
88900000	CAP Move-Settlement	UZ	2000000435	11/14/2012	7,292.22
88900000	CAP Move-Settlement	UZ	2000000443	11/14/2012	(32.18)
40111000	Res Sales Billed	ZA	9400001275	11/15/2012	(19.22)
40111000	Res Sales Billed	ZA	9400001275	11/15/2012	3.98
40111000	Res Sales Billed	ZA	9400001275	11/15/2012	(1,152.14)
40111000	Res Sales Billed	ZA	9400001275	11/15/2012	(128,418.32)
40121000	Com Sales Billed	ZA	9400001275	11/15/2012	(54,610.34)
40131000	Ind Sales Billed	ZA	9400001275	11/15/2012	(4,674.02)
40145000	Priv Fire Billed	ZA	9400001275	11/15/2012	(4,943.80)
40151000	Publ Auth Billed	ZA	9400001275	11/15/2012	(9,236.05)
40211000	Dom WW Svc Billed	ZA	9400001275	11/15/2012	(22.81)
40310400	OthRev-NSF Ck Chrg	ZA	9400001275	11/15/2012	(96.00)
40310500	OthRev-App/InitFee	ZA	9400001275	11/15/2012	(26.00)



Kentucky American Water Company  
Case No. 2012-00520  
Response to PSC DR1, Item 31

Account	Description	Doc Type	Document Number	Posting Date	Amount
40310500	OthRev-Appl/InitFee	ZA	9400001275	11/15/2012	(2,886.00)
40310700	OthRev-Reconnct Fee	ZA	9400001275	11/15/2012	(26.00)
40310700	OthRev-Reconnct Fee	ZA	9400001275	11/15/2012	(624.00)
52000000	M&S Expense (O&M)	KR	5000003094	11/15/2012	4,270.75
52000000	M&S Expense (O&M)	ZI	9000001358	11/15/2012	102.08
52000000	M&S Expense (O&M)	ZI	9000001388	11/15/2012	57.92
52000000	M&S Expense (O&M)	ZI	9000001389	11/15/2012	23.53
52000000	M&S Expense (O&M)	ZI	9000001396	11/15/2012	22.74
52000000	M&S Expense (O&M)	ZI	9000001403	11/15/2012	64.49
52000000	M&S Expense (O&M)	ZI	9000001404	11/15/2012	141.27
52000000	M&S Expense (O&M)	ZI	9000001405	11/15/2012	116.64
52000000	M&S Expense (O&M)	ZI	9000001406	11/15/2012	16.83
52000000	M&S Expense (O&M)	ZI	9000001413	11/15/2012	500.69
52000000	M&S Expense (O&M)	ZI	9000001415	11/15/2012	256.35
52000000	M&S Expense (O&M)	ZI	9000001434	11/15/2012	319.91
52000000	M&S Expense (O&M)	ZI	9000001437	11/15/2012	379.64
52000000	M&S Expense (O&M)	ZI	9000001450	11/15/2012	164.17
52000000	M&S Expense (O&M)	ZI	9000001458	11/15/2012	32.83
52000000	M&S Expense (O&M)	UZ	2000000445	11/15/2012	(91.97)
52000000	M&S Expense (O&M)	UZ	2000000445	11/15/2012	(1,202.89)
52500000	Misc Expense (O&M)	KR	5000003085	11/15/2012	1,112.00
52500000	Misc Expense (O&M)	WE	5000003089	11/15/2012	94.34
52500000	Misc Expense (O&M)	ZI	9000001252	11/15/2012	6.35
52500000	Misc Expense (O&M)	ZI	9000001271	11/15/2012	140.97
52500000	Misc Expense (O&M)	UZ	2000000445	11/15/2012	(9,540.00)
52500000	Misc Expense (O&M)	UZ	2000000445	11/15/2012	(38,160.00)
52500000	Misc Expense (O&M)	UZ	2000000445	11/15/2012	13,244.70
52500000	Misc Expense (O&M)	UZ	2000000445	11/15/2012	5,325.90
52514700	Community Partnrshps	ZF	5000003091	11/15/2012	1,500.00
52527000	Directors Fees	ZF	5000003057	11/15/2012	3,333.00
52527000	Directors Fees	ZF	5000003063	11/15/2012	3,333.00
52534200	Conferences & Reg	ZI	9000001261	11/15/2012	695.00
52535000	Meals Deductible	ZI	9000001276	11/15/2012	25.74
52535000	Meals Deductible	ZI	9000001401	11/15/2012	32.54
52550000	Janitorial	ZI	9000001414	11/15/2012	4.27
52554500	Lab Supplies	RE	5000003097	11/15/2012	37.43
52562000	Office Supplies	RE	5000003082	11/15/2012	(0.01)
52562000	Office Supplies	WE	5000003089	11/15/2012	31.33
52562000	Office Supplies	ZI	9000001357	11/15/2012	693.49
52562000	Office Supplies	ZI	9000001402	11/15/2012	98.18
52562000	Office Supplies	ZI	9000001430	11/15/2012	38.16
52578000	Trash Removal	KR	5000003087	11/15/2012	88.79
52578000	Trash Removal	KR	5000003088	11/15/2012	58.96
52582000	Uniforms	ZI	9000001414	11/15/2012	21.25
52582000	Uniforms	ZI	9000001414	11/15/2012	4.81
52582000	Uniforms	ZI	9000001414	11/15/2012	29.60
52582000	Uniforms	ZI	9000001446	11/15/2012	102.07
52583000	Water & WW	KR	5000003086	11/15/2012	19.04
53150000	Contr Svc-Other	WE	5000003080	11/15/2012	1,457.33
53150000	Contr Svc-Other	KR	5000003092	11/15/2012	376.54
53150000	Contr Svc-Other	KR	5000003095	11/15/2012	253.37
53150000	Contr Svc-Other	ZI	9000001438	11/15/2012	70.45
53150000	Contr Svc-Other	UZ	2000000447	11/15/2012	(1,457.33)

Kentucky American Water Company  
Case No. 2012-00520  
Response to PSC DR1, Item 31

Account	Description	Doc Type	Document Number	Posting Date	Amount
53152000	Contr Svc-Lab Testng	KR	5000003093	11/15/2012	148.40
57010000	Uncoll Accts Exp	ZA	9400001275	11/15/2012	(729.30)
69063000	Def FIT-RegAsst/Liab	SI	9600000086	11/15/2012	37,714.41
69063000	Def FIT-RegAsst/Liab	SI	9600000087	11/15/2012	(300.91)
69063000	Def FIT-RegAsst/Liab	SI	9600000088	11/15/2012	2,158.75
69063000	Def FIT-RegAsst/Liab	SI	9600000088	11/15/2012	(11,029.58)
69063000	Def FIT-RegAsst/Liab	SI	9600000089	11/15/2012	(365.33)
69063000	Def FIT-RegAsst/Liab	SI	9600000090	11/15/2012	(2,750.67)
69063000	Def FIT-RegAsst/Liab	SI	9600000091	11/15/2012	(1,698.65)
69073000	Def SIT-RegAsst/Liab	SI	9600000086	11/15/2012	6,878.01
69073000	Def SIT-RegAsst/Liab	SI	9600000087	11/15/2012	(54.92)
69073000	Def SIT-RegAsst/Liab	SI	9600000088	11/15/2012	137.75
69073000	Def SIT-RegAsst/Liab	SI	9600000088	11/15/2012	(704.00)
69073000	Def SIT-RegAsst/Liab	SI	9600000089	11/15/2012	(66.67)
69073000	Def SIT-RegAsst/Liab	SI	9600000090	11/15/2012	(501.66)
69073000	Def SIT-RegAsst/Liab	SI	9600000091	11/15/2012	(309.68)
69073000	Def SIT-RegAsst/Liab	SI	9600000092	11/15/2012	(2,199.61)
69073000	Def SIT-RegAsst/Liab	SI	9600000093	11/15/2012	(1,857.42)
69522000	ITC Restored-3%	SI	9600000089	11/15/2012	(637.67)
69523000	ITC Restored-4%	SI	9600000087	11/15/2012	(525.42)
69524000	ITC Restored-10%	SI	9600000090	11/15/2012	(5,903.33)
72801100	Adv Rcpt Non-Srv Clr	DR	4000003845	11/15/2012	(3,906.93)
72802100	CIAC Rcpt Non-SrvClr	DR	4000003845	11/15/2012	(2,451.90)
72802100	CIAC Rcpt Non-SrvClr	UZ	2000000445	11/15/2012	4,085.00
88101000	CAP Move-UP	UP	2000000451	11/15/2012	10,242.74
88101000	CAP Move-UP	UP	2000000451	11/15/2012	8,098.52
88101000	CAP Move-UP	UP	2000000451	11/15/2012	8,500.27
88101000	CAP Move-UP	UP	2000000451	11/15/2012	72,251.65
88101000	CAP Move-UP	UP	2000000451	11/15/2012	4,250.09
88101000	CAP Move-UP	UP	2000000451	11/15/2012	246,505.72
88101000	CAP Move-UP	UP	2000000451	11/15/2012	93,502.17
88101000	CAP Move-UP	UP	2000000451	11/15/2012	2,760.66
88101000	CAP Move-UP	UP	2000000451	11/15/2012	4.86
88101000	CAP Move-UP	UP	2000000451	11/15/2012	1,685.60
88101000	CAP Move-UP	UP	2000000451	11/15/2012	4,479.54
88101000	CAP Move-UP	UP	2000000451	11/15/2012	1,751.45
88101000	CAP Move-UP	UP	2000000451	11/15/2012	13,425.19
88101000	CAP Move-UP	UP	2000000451	11/15/2012	162.24
88101000	CAP Move-UP	UP	2000000451	11/15/2012	11,338.35
88101000	CAP Move-UP	UP	2000000451	11/15/2012	(7,216.07)
88101000	CAP Move-UP	UP	2000000451	11/15/2012	17,580.41
88101000	CAP Move-UP	UP	2000000451	11/15/2012	8,555.55
88101000	CAP Move-UP	UP	2000000451	11/15/2012	11,527.90
88101000	CAP Move-UP	UP	2000000451	11/15/2012	60.81
88101000	CAP Move-UP	UP	2000000451	11/15/2012	(210.33)
88101000	CAP Move-UP	UP	2000000451	11/15/2012	1,901.16
88101000	CAP Move-UP	UP	2000000451	11/15/2012	1,823.64
88101000	CAP Move-UP	UP	2000000451	11/15/2012	273.55
88101000	CAP Move-UP	UP	2000000451	11/15/2012	1,127.35
88101000	CAP Move-UP	UP	2000000451	11/15/2012	271.02
88101000	CAP Move-UP	UP	2000000451	11/15/2012	290.85
88106000	CAP Move-CCNC	UN	2000000449	11/15/2012	(97.82)
88106000	CAP Move-CCNC	UN	2000000449	11/15/2012	(122.29)

## Kentucky American Water Company

Case No. 2012-00520

Response to PSC DR1, Item 31

Account	Description	Doc Type	Document Number	Posting Date	Amount
88106000	CAP Move-CCNC	UN	2000000449	11/15/2012	(269.04)
88106000	CAP Move-CCNC	UN	2000000449	11/15/2012	(19,032.47)
88106000	CAP Move-CCNC	UN	2000000449	11/15/2012	(336.96)
88106000	CAP Move-CCNC	UN	2000000449	11/15/2012	(3,107.53)
88106000	CAP Move-CCNC	UN	2000000449	11/15/2012	(299.52)
88106000	CAP Move-CCNC	UN	2000000449	11/15/2012	34.30
88106000	CAP Move-CCNC	UN	2000000449	11/15/2012	34.29
88106000	CAP Move-CCNC	UN	2000000449	11/15/2012	617.34
88106000	CAP Move-CCNC	UN	2000000449	11/15/2012	24,490.84
88106000	CAP Move-CCNC	UN	2000000449	11/15/2012	4,321.91
88106000	CAP Move-CCNC	UN	2000000449	11/15/2012	1,586.49
88106000	CAP Move-CCNC	UN	2000000449	11/15/2012	26.77
88106000	CAP Move-CCNC	UN	2000000449	11/15/2012	26.76
88106000	CAP Move-CCNC	UN	2000000449	11/15/2012	281.04
88106000	CAP Move-CCNC	UN	2000000449	11/15/2012	66.92
88106000	CAP Move-CCNC	UN	2000000449	11/15/2012	936.81
88106000	CAP Move-CCNC	UN	2000000449	11/15/2012	(1,179.62)
88106000	CAP Move-CCNC	UN	2000000449	11/15/2012	(94,369.48)
88106000	CAP Move-CCNC	UN	2000000449	11/15/2012	(1,179.62)
88106000	CAP Move-CCNC	UN	2000000449	11/15/2012	(5,898.09)
88106000	CAP Move-CCNC	UN	2000000449	11/15/2012	(15,335.04)
88106000	CAP Move-CCNC	UP	2000000451	11/15/2012	(8,098.52)
88106000	CAP Move-CCNC	UP	2000000451	11/15/2012	(16,111.33)
88106000	CAP Move-CCNC	UP	2000000451	11/15/2012	(1,464.70)
88106000	CAP Move-CCNC	UP	2000000451	11/15/2012	(732.31)
88106000	CAP Move-CCNC	UP	2000000451	11/15/2012	(373,278.07)
88106000	CAP Move-CCNC	UP	2000000451	11/15/2012	(33,423.49)
88106000	CAP Move-CCNC	UN	2000000449	11/15/2012	(86.29)
88106000	CAP Move-CCNC	UN	2000000449	11/15/2012	(0.87)
88106000	CAP Move-CCNC	UN	2000000449	11/15/2012	126.92
88106000	CAP Move-CCNC	UP	2000000451	11/15/2012	(310.72)
88106000	CAP Move-CCNC	UP	2000000451	11/15/2012	(449.29)
88106000	CAP Move-CCNC	UP	2000000451	11/15/2012	(308.06)
88106000	CAP Move-CCNC	UN	2000000449	11/15/2012	3,593.27
88106000	CAP Move-CCNC	UN	2000000449	11/15/2012	24.93
88106000	CAP Move-CCNC	UN	2000000449	11/15/2012	49.84
88106000	CAP Move-CCNC	UP	2000000451	11/15/2012	(4.86)
88106000	CAP Move-CCNC	UN	2000000449	11/15/2012	(590.71)
88106000	CAP Move-CCNC	UN	2000000449	11/15/2012	(9,775.41)
88106000	CAP Move-CCNC	UN	2000000449	11/15/2012	(1,161.46)
88106000	CAP Move-CCNC	UP	2000000451	11/15/2012	(7,717.30)
88106000	CAP Move-CCNC	UN	2000000449	11/15/2012	(5,870.88)
88106000	CAP Move-CCNC	UP	2000000451	11/15/2012	(4,479.54)
88106000	CAP Move-CCNC	UP	2000000451	11/15/2012	(1,751.45)
88106000	CAP Move-CCNC	UP	2000000451	11/15/2012	(13,428.79)
88106000	CAP Move-CCNC	UP	2000000451	11/15/2012	(162.24)
88106000	CAP Move-CCNC	UP	2000000451	11/15/2012	(9,594.70)
88106000	CAP Move-CCNC	UN	2000000449	11/15/2012	4,227.05
88106000	CAP Move-CCNC	UN	2000000449	11/15/2012	1,064.66
88106000	CAP Move-CCNC	UP	2000000451	11/15/2012	7,216.07
88106000	CAP Move-CCNC	UN	2000000449	11/15/2012	(78,705.00)
88106000	CAP Move-CCNC	UN	2000000449	11/15/2012	(78,705.00)
88106000	CAP Move-CCNC	UP	2000000451	11/15/2012	(2,538.95)

## Kentucky American Water Company

Case No. 2012-00520

Response to PSC DR1, Item 31

Account	Description	Doc Type	Document Number	Posting Date	Amount
88106000	CAP Move-CCNC	UP	2000000451	11/15/2012	3,436.49
88106000	CAP Move-CCNC	UP	2000000451	11/15/2012	(3,997.38)
88106000	CAP Move-CCNC	UP	2000000451	11/15/2012	(3,997.28)
88106000	CAP Move-CCNC	UP	2000000451	11/15/2012	(3,997.38)
88106000	CAP Move-CCNC	UN	2000000449	11/15/2012	31.75
88106000	CAP Move-CCNC	UN	2000000449	11/15/2012	31.88
88106000	CAP Move-CCNC	UP	2000000451	11/15/2012	(11,529.42)
88106000	CAP Move-CCNC	UN	2000000449	11/15/2012	99.29
88106000	CAP Move-CCNC	UN	2000000449	11/15/2012	198.58
88106000	CAP Move-CCNC	UP	2000000451	11/15/2012	(60.81)
88106000	CAP Move-CCNC	UN	2000000449	11/15/2012	(77.75)
88106000	CAP Move-CCNC	UN	2000000449	11/15/2012	(8,260.65)
88106000	CAP Move-CCNC	UN	2000000449	11/15/2012	(5,320.92)
88106000	CAP Move-CCNC	UN	2000000449	11/15/2012	(5,320.92)
88106000	CAP Move-CCNC	UN	2000000449	11/15/2012	(89,803.54)
88106000	CAP Move-CCNC	UN	2000000449	11/15/2012	(89,803.64)
88106000	CAP Move-CCNC	UN	2000000449	11/15/2012	456.03
88106000	CAP Move-CCNC	UN	2000000449	11/15/2012	(1,014.68)
88106000	CAP Move-CCNC	UN	2000000449	11/15/2012	(1,014.69)
88106000	CAP Move-CCNC	UN	2000000449	11/15/2012	(653.50)
88106000	CAP Move-CCNC	UN	2000000449	11/15/2012	(772.47)
88106000	CAP Move-CCNC	UN	2000000449	11/15/2012	(30,038.53)
88106000	CAP Move-CCNC	UN	2000000449	11/15/2012	4,346.92
88106000	CAP Move-CCNC	UN	2000000449	11/15/2012	6,319.50
88106000	CAP Move-CCNC	UN	2000000449	11/15/2012	38,758.73
88106000	CAP Move-CCNC	UN	2000000449	11/15/2012	498.20
88106000	CAP Move-CCNC	UN	2000000449	11/15/2012	(10,000.00)
88106000	CAP Move-CCNC	UN	2000000449	11/15/2012	(60,000.00)
88106000	CAP Move-CCNC	UN	2000000449	11/15/2012	(360.00)
88106000	CAP Move-CCNC	UN	2000000449	11/15/2012	13,768.87
88106000	CAP Move-CCNC	UN	2000000449	11/15/2012	2,384.05
88106000	CAP Move-CCNC	UN	2000000449	11/15/2012	10,467.50
88106000	CAP Move-CCNC	UN	2000000449	11/15/2012	12,382.92
88106000	CAP Move-CCNC	UP	2000000451	11/15/2012	185.68
88106000	CAP Move-CCNC	UN	2000000449	11/15/2012	1,156.81
88106000	CAP Move-CCNC	UN	2000000449	11/15/2012	68.57
88106000	CAP Move-CCNC	UN	2000000449	11/15/2012	73.62
88106000	CAP Move-CCNC	UP	2000000451	11/15/2012	(18.00)
88106000	CAP Move-CCNC	UP	2000000451	11/15/2012	(74.17)
88106000	CAP Move-CCNC	UP	2000000451	11/15/2012	(120.00)
88106000	CAP Move-CCNC	UN	2000000449	11/15/2012	(841.30)
88106000	CAP Move-CCNC	UN	2000000449	11/15/2012	505.76
88106000	CAP Move-CCNC	UN	2000000449	11/15/2012	2,173.46
88106000	CAP Move-CCNC	UN	2000000449	11/15/2012	7,462.22
88106000	CAP Move-CCNC	UN	2000000449	11/15/2012	(270.84)
88106000	CAP Move-CCNC	UN	2000000449	11/15/2012	0.55
88106000	CAP Move-CCNC	UN	2000000449	11/15/2012	0.89
88106000	CAP Move-CCNC	UN	2000000449	11/15/2012	4.68
88106000	CAP Move-CCNC	UN	2000000449	11/15/2012	0.67
88106000	CAP Move-CCNC	UN	2000000449	11/15/2012	0.67
88106000	CAP Move-CCNC	UN	2000000449	11/15/2012	0.69
88106000	CAP Move-CCNC	UN	2000000449	11/15/2012	27.95
88106000	CAP Move-CCNC	UN	2000000449	11/15/2012	37.43

## Kentucky American Water Company

Case No. 2012-00520

Response to PSC DR1, Item 31

Account	Description	Doc Type	Document Number	Posting Date	Amount
88106000	CAP Move-CCNC	UN	2000000449	11/15/2012	26.90
88106000	CAP Move-CCNC	UN	2000000449	11/15/2012	0.72
88106000	CAP Move-CCNC	UN	2000000449	11/15/2012	0.72
88106000	CAP Move-CCNC	UN	2000000449	11/15/2012	0.29
88106000	CAP Move-CCNC	UN	2000000449	11/15/2012	0.57
88106000	CAP Move-CCNC	UN	2000000449	11/15/2012	0.46
88106000	CAP Move-CCNC	UN	2000000449	11/15/2012	0.38
88106000	CAP Move-CCNC	UN	2000000449	11/15/2012	0.30
88106000	CAP Move-CCNC	UN	2000000449	11/15/2012	0.46
88106000	CAP Move-CCNC	UN	2000000449	11/15/2012	8.78
88106000	CAP Move-CCNC	UN	2000000449	11/15/2012	9.58
88106000	CAP Move-CCNC	UN	2000000449	11/15/2012	1.91
88106000	CAP Move-CCNC	UN	2000000449	11/15/2012	2.71
88106000	CAP Move-CCNC	UN	2000000449	11/15/2012	3.11
88106000	CAP Move-CCNC	UN	2000000449	11/15/2012	2.93
88106000	CAP Move-CCNC	UN	2000000449	11/15/2012	5.48
88106000	CAP Move-CCNC	UN	2000000449	11/15/2012	5.42
88107000	CAP Move-CWIP	UN	2000000449	11/15/2012	489.15
88107000	CAP Move-CWIP	UN	2000000449	11/15/2012	19,032.47
88107000	CAP Move-CWIP	UN	2000000449	11/15/2012	3,744.01
88107000	CAP Move-CWIP	UN	2000000449	11/15/2012	(685.93)
88107000	CAP Move-CWIP	UZ	2000000446	11/15/2012	91.97
88107000	CAP Move-CWIP	UZ	2000000446	11/15/2012	1,202.89
88107000	CAP Move-CWIP	UN	2000000449	11/15/2012	(28,812.75)
88107000	CAP Move-CWIP	UN	2000000449	11/15/2012	(1,586.49)
88107000	CAP Move-CWIP	UN	2000000449	11/15/2012	(1,338.30)
88107000	CAP Move-CWIP	UN	2000000449	11/15/2012	117,961.85
88107000	CAP Move-CWIP	UP	2000000451	11/15/2012	(10,242.74)
88107000	CAP Move-CWIP	UP	2000000451	11/15/2012	8,098.52
88107000	CAP Move-CWIP	UP	2000000451	11/15/2012	(8,098.52)
88107000	CAP Move-CWIP	UP	2000000451	11/15/2012	425,009.90
88107000	CAP Move-CWIP	UP	2000000451	11/15/2012	(425,009.90)
88107000	CAP Move-CWIP	UN	2000000449	11/15/2012	87.16
88107000	CAP Move-CWIP	UN	2000000449	11/15/2012	(126.92)
88107000	CAP Move-CWIP	UP	2000000451	11/15/2012	1,068.07
88107000	CAP Move-CWIP	UP	2000000451	11/15/2012	(2,760.66)
88107000	CAP Move-CWIP	UN	2000000449	11/15/2012	(3,593.27)
88107000	CAP Move-CWIP	UN	2000000449	11/15/2012	(74.77)
88107000	CAP Move-CWIP	UP	2000000451	11/15/2012	4.86
88107000	CAP Move-CWIP	UP	2000000451	11/15/2012	(4.86)
88107000	CAP Move-CWIP	UN	2000000449	11/15/2012	590.71
88107000	CAP Move-CWIP	UN	2000000449	11/15/2012	9,775.41
88107000	CAP Move-CWIP	UN	2000000449	11/15/2012	1,161.46
88107000	CAP Move-CWIP	UP	2000000451	11/15/2012	(1,685.60)
88107000	CAP Move-CWIP	UP	2000000451	11/15/2012	7,717.30
88107000	CAP Move-CWIP	UN	2000000449	11/15/2012	5,870.88
88107000	CAP Move-CWIP	UP	2000000451	11/15/2012	(4,479.54)
88107000	CAP Move-CWIP	UP	2000000451	11/15/2012	4,479.54
88107000	CAP Move-CWIP	UP	2000000451	11/15/2012	(1,751.45)
88107000	CAP Move-CWIP	UP	2000000451	11/15/2012	1,751.45
88107000	CAP Move-CWIP	UP	2000000451	11/15/2012	13,428.79
88107000	CAP Move-CWIP	UP	2000000451	11/15/2012	(13,425.19)
88107000	CAP Move-CWIP	UP	2000000451	11/15/2012	(162.24)

## Kentucky American Water Company

Case No. 2012-00520

Response to PSC DR1, Item 31

Account	Description	Doc Type	Document Number	Posting Date	Amount
88107000	CAP Move-CWIP	UP	2000000451	11/15/2012	162.24
88107000	CAP Move-CWIP	UP	2000000451	11/15/2012	(11,338.35)
88107000	CAP Move-CWIP	UP	2000000451	11/15/2012	9,594.70
88107000	CAP Move-CWIP	UN	2000000449	11/15/2012	(4,227.05)
88107000	CAP Move-CWIP	UN	2000000449	11/15/2012	(1,064.66)
88107000	CAP Move-CWIP	UP	2000000451	11/15/2012	(7,216.07)
88107000	CAP Move-CWIP	UP	2000000451	11/15/2012	7,216.07
88107000	CAP Move-CWIP	UZ	2000000446	11/15/2012	9,540.00
88107000	CAP Move-CWIP	UN	2000000449	11/15/2012	157,410.00
88107000	CAP Move-CWIP	UP	2000000451	11/15/2012	2,538.95
88107000	CAP Move-CWIP	UP	2000000451	11/15/2012	(17,580.41)
88107000	CAP Move-CWIP	UP	2000000451	11/15/2012	11,992.04
88107000	CAP Move-CWIP	UP	2000000451	11/15/2012	(11,992.04)
88107000	CAP Move-CWIP	UN	2000000449	11/15/2012	(63.63)
88107000	CAP Move-CWIP	UP	2000000451	11/15/2012	(11,527.90)
88107000	CAP Move-CWIP	UP	2000000451	11/15/2012	11,529.42
88107000	CAP Move-CWIP	UN	2000000449	11/15/2012	(297.87)
88107000	CAP Move-CWIP	UP	2000000451	11/15/2012	(60.81)
88107000	CAP Move-CWIP	UP	2000000451	11/15/2012	60.81
88107000	CAP Move-CWIP	UN	2000000449	11/15/2012	77.75
88107000	CAP Move-CWIP	UN	2000000449	11/15/2012	8,260.65
88107000	CAP Move-CWIP	UN	2000000449	11/15/2012	10,641.84
88107000	CAP Move-CWIP	UZ	2000000446	11/15/2012	33,199.20
88107000	CAP Move-CWIP	UN	2000000449	11/15/2012	179,607.18
88107000	CAP Move-CWIP	UN	2000000449	11/15/2012	(456.03)
88107000	CAP Move-CWIP	UN	2000000449	11/15/2012	2,029.37
88107000	CAP Move-CWIP	UN	2000000449	11/15/2012	653.50
88107000	CAP Move-CWIP	UN	2000000449	11/15/2012	772.47
88107000	CAP Move-CWIP	UP	2000000451	11/15/2012	210.33
88107000	CAP Move-CWIP	UN	2000000449	11/15/2012	30,038.53
88107000	CAP Move-CWIP	UN	2000000449	11/15/2012	(4,346.92)
88107000	CAP Move-CWIP	UN	2000000449	11/15/2012	(6,319.50)
88107000	CAP Move-CWIP	UN	2000000449	11/15/2012	(38,758.73)
88107000	CAP Move-CWIP	UN	2000000449	11/15/2012	(498.20)
88107000	CAP Move-CWIP	UN	2000000449	11/15/2012	10,000.00
88107000	CAP Move-CWIP	UN	2000000449	11/15/2012	60,000.00
88107000	CAP Move-CWIP	UN	2000000449	11/15/2012	360.00
88107000	CAP Move-CWIP	UN	2000000449	11/15/2012	(13,768.87)
88107000	CAP Move-CWIP	UZ	2000000446	11/15/2012	(11,920.23)
88107000	CAP Move-CWIP	UN	2000000449	11/15/2012	(2,384.05)
88107000	CAP Move-CWIP	UN	2000000449	11/15/2012	(10,467.50)
88107000	CAP Move-CWIP	UN	2000000449	11/15/2012	(12,382.92)
88107000	CAP Move-CWIP	UP	2000000451	11/15/2012	(2,086.84)
88107000	CAP Move-CWIP	UN	2000000449	11/15/2012	(1,156.81)
88107000	CAP Move-CWIP	UN	2000000449	11/15/2012	(142.19)
88107000	CAP Move-CWIP	UP	2000000451	11/15/2012	212.17
88107000	CAP Move-CWIP	UP	2000000451	11/15/2012	(3,224.54)
88107000	CAP Move-CWIP	UP	2000000451	11/15/2012	(561.87)
88107000	CAP Move-CWIP	UN	2000000449	11/15/2012	841.30
88107000	CAP Move-CWIP	UN	2000000449	11/15/2012	(505.76)
88107000	CAP Move-CWIP	UN	2000000449	11/15/2012	(2,173.46)
88107000	CAP Move-CWIP	UN	2000000449	11/15/2012	(7,462.22)
88107000	CAP Move-CWIP	UZ	2000000448	11/15/2012	1,311.60

## Kentucky American Water Company

Case No. 2012-00520

Response to PSC DR1, Item 31

Account	Description	Doc Type	Document Number	Posting Date	Amount
88107000	CAP Move-CWIP	UN	2000000449	11/15/2012	270.84
88107000	CAP Move-CWIP	UZ	2000000446	11/15/2012	(4,793.31)
88107000	CAP Move-CWIP	UN	2000000449	11/15/2012	(0.55)
88107000	CAP Move-CWIP	UN	2000000449	11/15/2012	(0.89)
88107000	CAP Move-CWIP	UN	2000000449	11/15/2012	(4.68)
88107000	CAP Move-CWIP	UN	2000000449	11/15/2012	(0.67)
88107000	CAP Move-CWIP	UN	2000000449	11/15/2012	(0.67)
88107000	CAP Move-CWIP	UN	2000000449	11/15/2012	(0.69)
88107000	CAP Move-CWIP	UN	2000000449	11/15/2012	(27.95)
88107000	CAP Move-CWIP	UN	2000000449	11/15/2012	(37.43)
88107000	CAP Move-CWIP	UN	2000000449	11/15/2012	(26.90)
88107000	CAP Move-CWIP	UN	2000000449	11/15/2012	(0.72)
88107000	CAP Move-CWIP	UN	2000000449	11/15/2012	(0.72)
88107000	CAP Move-CWIP	UN	2000000449	11/15/2012	(0.29)
88107000	CAP Move-CWIP	UN	2000000449	11/15/2012	(0.57)
88107000	CAP Move-CWIP	UN	2000000449	11/15/2012	(0.46)
88107000	CAP Move-CWIP	UN	2000000449	11/15/2012	(0.38)
88107000	CAP Move-CWIP	UN	2000000449	11/15/2012	(0.30)
88107000	CAP Move-CWIP	UN	2000000449	11/15/2012	(0.46)
88107000	CAP Move-CWIP	UN	2000000449	11/15/2012	(8.78)
88107000	CAP Move-CWIP	UN	2000000449	11/15/2012	(9.58)
88107000	CAP Move-CWIP	UN	2000000449	11/15/2012	(1.91)
88107000	CAP Move-CWIP	UN	2000000449	11/15/2012	(2.71)
88107000	CAP Move-CWIP	UN	2000000449	11/15/2012	(3.11)
88107000	CAP Move-CWIP	UN	2000000449	11/15/2012	(2.93)
88107000	CAP Move-CWIP	UN	2000000449	11/15/2012	(5.48)
88107000	CAP Move-CWIP	UN	2000000449	11/15/2012	(5.42)
88108020	CAP Move-UP A/D Salv	US	2000000452	11/15/2012	(6,339.45)
88108020	CAP Move-UP A/D Salv	US	2000000452	11/15/2012	(500.00)
88108020	CAP Move-UP A/D Salv	US	2000000452	11/15/2012	(500.00)
88257000	CAP Move-COR	UC	2000000450	11/15/2012	1,065.56
88257000	CAP Move-COR	UC	2000000450	11/15/2012	415.91
88257000	CAP Move-COR	UC	2000000450	11/15/2012	72.88
88257000	CAP Move-COR	UC	2000000450	11/15/2012	4,969.97
88257000	CAP Move-COR	UC	2000000450	11/15/2012	1,719.96
88257000	CAP Move-COR	UC	2000000450	11/15/2012	9.09
88257000	CAP Move-COR	UC	2000000450	11/15/2012	536.23
88257000	CAP Move-COR	UC	2000000450	11/15/2012	83.99
88257100	CAP Move-RWIP	UC	2000000450	11/15/2012	(1,065.56)
88257100	CAP Move-RWIP	UC	2000000450	11/15/2012	(415.91)
88257100	CAP Move-RWIP	UC	2000000450	11/15/2012	(72.88)
88257100	CAP Move-RWIP	UC	2000000450	11/15/2012	(4,969.97)
88257100	CAP Move-RWIP	UC	2000000450	11/15/2012	(1,719.96)
88257100	CAP Move-RWIP	US	2000000452	11/15/2012	6,339.45
88257100	CAP Move-RWIP	UC	2000000450	11/15/2012	(9.09)
88257100	CAP Move-RWIP	UZ	2000000446	11/15/2012	4,960.80
88257100	CAP Move-RWIP	US	2000000452	11/15/2012	500.00
88257100	CAP Move-RWIP	US	2000000452	11/15/2012	500.00
88257100	CAP Move-RWIP	UZ	2000000446	11/15/2012	(1,324.47)
88257100	CAP Move-RWIP	UC	2000000450	11/15/2012	(536.23)
88257100	CAP Move-RWIP	UC	2000000450	11/15/2012	(83.99)
88257100	CAP Move-RWIP	UZ	2000000448	11/15/2012	145.73
88257100	CAP Move-RWIP	UZ	2000000446	11/15/2012	(532.59)

Kentucky American Water Company  
Case No. 2012-00520  
Response to PSC DR1, Item 31

Account	Description	Doc Type	Document Number	Posting Date	Amount
88271100	CAP Move-CIAC NT	UP	2000000451	11/15/2012	(56,689.29)
88271100	CAP Move-CIAC NT	UP	2000000451	11/15/2012	56,689.29
88271100	CAP Move-CIAC NT	UN	2000000449	11/15/2012	(35,131.00)
88271100	CAP Move-CIAC NT	UN	2000000449	11/15/2012	(4,615.00)
88271170	CAP Move-CIAC NT WIP	UP	2000000451	11/15/2012	56,689.29
88271170	CAP Move-CIAC NT WIP	UP	2000000451	11/15/2012	(56,689.29)
88271170	CAP Move-CIAC NT WIP	UZ	2000000446	11/15/2012	(4,085.00)
88271170	CAP Move-CIAC NT WIP	UN	2000000449	11/15/2012	35,131.00
88271170	CAP Move-CIAC NT WIP	UN	2000000449	11/15/2012	4,615.00
88271200	CAP Move-CIAC Tax	UN	2000000449	11/15/2012	(11,452.00)
88271270	CAP Move-CIAC Tx WIP	UN	2000000449	11/15/2012	11,452.00
88900000	CAP Move-Settlement	UZ	2000000446	11/15/2012	(91.97)
88900000	CAP Move-Settlement	UZ	2000000446	11/15/2012	(1,202.89)
88900000	CAP Move-Settlement	UZ	2000000446	11/15/2012	4,085.00
88900000	CAP Move-Settlement	UZ	2000000446	11/15/2012	(9,540.00)
88900000	CAP Move-Settlement	UZ	2000000446	11/15/2012	(38,160.00)
88900000	CAP Move-Settlement	UZ	2000000446	11/15/2012	13,244.70
88900000	CAP Move-Settlement	UZ	2000000448	11/15/2012	(1,457.33)
88900000	CAP Move-Settlement	UZ	2000000446	11/15/2012	5,325.90
40111000	Res Sales Billed	ZA	9400001276	11/16/2012	(11.81)
40111000	Res Sales Billed	ZA	9400001276	11/16/2012	84.54
40111000	Res Sales Billed	ZA	9400001276	11/16/2012	(119,593.11)
40121000	Com Sales Billed	ZA	9400001276	11/16/2012	(49,501.07)
40131000	Ind Sales Billed	ZA	9400001276	11/16/2012	(207.53)
40145000	Priv Fire Billed	ZA	9400001276	11/16/2012	(3,260.64)
40151000	Publ Auth Billed	ZA	9400001276	11/16/2012	(4,207.80)
40211000	Dom WW Svc Billed	ZA	9400001276	11/16/2012	86.66
40310400	OthRev-NSF Ck Chrg	ZA	9400001276	11/16/2012	(12.00)
40310400	OthRev-NSF Ck Chrg	ZA	9400001276	11/16/2012	(108.00)
40310500	OthRev-Appl/InitFee	ZA	9400001276	11/16/2012	(52.00)
40310500	OthRev-Appl/InitFee	ZA	9400001276	11/16/2012	(1,404.00)
40310700	OthRev-Reconnct Fee	ZA	9400001276	11/16/2012	(598.00)
50100000	Labor Expense	PA	7000000141	11/16/2012	5,061.08
50100000	Labor Expense	PA	7000000141	11/16/2012	1,512.10
50100000	Labor Expense	PA	7000000141	11/16/2012	10,817.08
50100000	Labor Expense	PA	7000000141	11/16/2012	129.96
50100000	Labor Expense	PA	7000000141	11/16/2012	8,705.02
50100000	Labor Expense	PA	7000000141	11/16/2012	136.65
50100000	Labor Expense	PA	7000000141	11/16/2012	20,914.62
50100000	Labor Expense	PA	7000000141	11/16/2012	2,072.61
50100000	Labor Expense	PA	7000000141	11/16/2012	606.41
50100000	Labor Expense	PA	7000000141	11/16/2012	258.96
50100000	Labor Expense	PA	7000000141	11/16/2012	327.90
50100000	Labor Expense	PA	7000000141	11/16/2012	62.50
50100000	Labor Expense	PA	7000000141	11/16/2012	1,788.69
50100000	Labor Expense	PA	7000000141	11/16/2012	217.44
50100000	Labor Expense	PA	7000000141	11/16/2012	10,831.87
50100000	Labor Expense	PA	7000000141	11/16/2012	12,512.46
50100000	Labor Expense	PA	7000000141	11/16/2012	6,374.96
50100000	Labor Expense	PA	7000000141	11/16/2012	172.24
50100000	Labor Expense	PA	7000000141	11/16/2012	136.88
50100000	Labor Expense	PA	7000000141	11/16/2012	4,028.08
50100000	Labor Expense	PA	7000000141	11/16/2012	8,953.60



Kentucky American Water Company

Case No. 2012-00520

Response to PSC DR1, Item 31

Account	Description	Doc Type	Document Number	Posting Date	Amount
50100000	Labor Expense	PA	7000000141	11/16/2012	1,999.76
50100000	Labor Expense	PA	7000000141	11/16/2012	3,692.08
50100000	Labor Expense	PA	7000000141	11/16/2012	3,681.68
50100000	Labor Expense	PA	7000000141	11/16/2012	218.56
50100000	Labor Expense	PA	7000000141	11/16/2012	1,693.84
50100000	Labor Expense	PA	7000000141	11/16/2012	686.70
50100000	Labor Expense	PA	7000000141	11/16/2012	228.90
50100000	Labor Expense	PA	7000000141	11/16/2012	129.60
50100000	Labor Expense	PA	7000000141	11/16/2012	65.64
50100000	Labor Expense	PA	7000000141	11/16/2012	13,879.25
50100000	Labor Expense	PA	7000000141	11/16/2012	2,196.00
50100000	Labor Expense	PA	7000000141	11/16/2012	2,318.08
50100000	Labor Expense	PA	7000000141	11/16/2012	2,605.31
50100000	Labor Expense	PA	7000000141	11/16/2012	4,158.16
50100000	Labor Expense	PA	7000000141	11/16/2012	22.43
50100000	Labor Expense	PA	7000000141	11/16/2012	88.72
50100000	Labor Expense	PA	7000000141	11/16/2012	233.68
50100000	Labor Expense	PA	7000000141	11/16/2012	874.52
50100000	Labor Expense	PA	7000000141	11/16/2012	2,011.94
50100000	Labor Expense	PA	7000000141	11/16/2012	690.32
50100000	Labor Expense	PA	7000000141	11/16/2012	25,047.30
50100000	Labor Expense	PA	7000000141	11/16/2012	5,357.96
50100000	Labor Expense	PA	7000000141	11/16/2012	8,815.33
50100000	Labor Expense	PA	7000000141	11/16/2012	1,022.63
50100000	Labor Expense	PA	7000000141	11/16/2012	1,090.80
50100000	Labor Expense	PA	7000000141	11/16/2012	388.48
50100000	Labor Expense	PA	7000000141	11/16/2012	12,109.34
50100000	Labor Expense	PA	7000000141	11/16/2012	745.92
50100000	Labor Expense	PA	7000000141	11/16/2012	885.92
50100000	Labor Expense	PA	7000000141	11/16/2012	374.58
50100000	Labor Expense	PA	7000000141	11/16/2012	505.44
50100000	Labor Expense	PA	7000000141	11/16/2012	958.88
50100000	Labor Expense	PA	7000000141	11/16/2012	570.57
50100000	Labor Expense	PA	7000000141	11/16/2012	34,844.20
50100000	Labor Expense	PA	7000000141	11/16/2012	890.12
50100000	Labor Expense	PA	7000000141	11/16/2012	7,792.47
50100000	Labor Expense	PA	7000000141	11/16/2012	901.60
50100000	Labor Expense	PA	7000000141	11/16/2012	7,659.44
50100000	Labor Expense	PA	7000000141	11/16/2012	3,499.36
50100000	Labor Expense	PA	7000000141	11/16/2012	1,653.04
50100000	Labor Expense	PA	7000000141	11/16/2012	386.88
50100000	Labor Expense	PA	7000000141	11/16/2012	18.41
50100000	Labor Expense	PA	7000000141	11/16/2012	18.41
50100000	Labor Expense	PA	7000000141	11/16/2012	18.41
50100000	Labor Expense	PA	7000000141	11/16/2012	18.41
50100000	Labor Expense	PA	7000000141	11/16/2012	18.41
50100000	Labor Expense	PA	7000000141	11/16/2012	2,289.72
50100000	Labor Expense	PA	7000000141	11/16/2012	423.10
50100000	Labor Expense	PA	7000000141	11/16/2012	147.28
50100000	Labor Expense	PA	7000000141	11/16/2012	458.44
50100000	Labor Expense	PA	7000000141	11/16/2012	1,038.60
50100000	Labor Expense	PA	7000000141	11/16/2012	641.76
50100000	Labor Expense	PA	7000000141	11/16/2012	641.76

## Kentucky American Water Company

Case No. 2012-00520

Response to PSC DR1, Item 31

Account	Description	Doc Type	Document Number	Posting Date	Amount
50100000	Labor Expense	PA	7000000141	11/16/2012	641.76
50100000	Labor Expense	PA	7000000141	11/16/2012	1,242.40
50100000	Labor Expense	PA	7000000141	11/16/2012	396.96
50100000	Labor Expense	PA	7000000141	11/16/2012	1,950.74
50100000	Labor Expense	PA	7000000141	11/16/2012	386.88
50110000	Labor NS OT -Natural	PA	7000000141	11/16/2012	1,332.67
50110000	Labor NS OT -Natural	PA	7000000141	11/16/2012	514.21
50110000	Labor NS OT -Natural	PA	7000000141	11/16/2012	5,746.54
50110000	Labor NS OT -Natural	PA	7000000141	11/16/2012	2,805.75
50110000	Labor NS OT -Natural	PA	7000000141	11/16/2012	1,300.33
50110000	Labor NS OT -Natural	PA	7000000141	11/16/2012	67.43
50110000	Labor NS OT -Natural	PA	7000000141	11/16/2012	6,467.06
50110000	Labor NS OT -Natural	PA	7000000141	11/16/2012	379.68
50110000	Labor NS OT -Natural	PA	7000000141	11/16/2012	2,240.74
50110000	Labor NS OT -Natural	PA	7000000141	11/16/2012	445.36
50110000	Labor NS OT -Natural	PA	7000000141	11/16/2012	408.78
50110000	Labor NS OT -Natural	PA	7000000141	11/16/2012	16.83
50110000	Labor NS OT -Natural	PA	7000000141	11/16/2012	220.84
50110000	Labor NS OT -Natural	PA	7000000141	11/16/2012	81.82
50110000	Labor NS OT -Natural	PA	7000000141	11/16/2012	145.94
50110000	Labor NS OT -Natural	PA	7000000141	11/16/2012	238.98
50110000	Labor NS OT -Natural	PA	7000000141	11/16/2012	73.62
50110000	Labor NS OT -Natural	PA	7000000141	11/16/2012	704.74
50110000	Labor NS OT -Natural	PA	7000000141	11/16/2012	430.94
50110000	Labor NS OT -Natural	PA	7000000141	11/16/2012	10,025.96
50110000	Labor NS OT -Natural	PA	7000000141	11/16/2012	201.86
50110000	Labor NS OT -Natural	PA	7000000141	11/16/2012	1,207.45
50110000	Labor NS OT -Natural	PA	7000000141	11/16/2012	921.77
50110000	Labor NS OT -Natural	PA	7000000141	11/16/2012	492.82
50110000	Labor NS OT -Natural	PA	7000000141	11/16/2012	508.71
50110000	Labor NS OT -Natural	PA	7000000141	11/16/2012	167.10
50110000	Labor NS OT -Natural	PA	7000000141	11/16/2012	23.65
50110000	Labor NS OT -Natural	PA	7000000141	11/16/2012	1,542.77
50110000	Labor NS OT -Natural	PA	7000000141	11/16/2012	945.50
50120000	Labor OT - Natural	PA	7000000141	11/16/2012	8.96
50421000	401k Expense	PA	7000000141	11/16/2012	67.62
50421000	401k Expense	PA	7000000141	11/16/2012	37.82
50421000	401k Expense	PA	7000000141	11/16/2012	213.36
50421000	401k Expense	PA	7000000141	11/16/2012	240.51
50421000	401k Expense	PA	7000000141	11/16/2012	102.76
50421000	401k Expense	PA	7000000141	11/16/2012	65.90
50421000	401k Expense	PA	7000000141	11/16/2012	60.56
50421000	401k Expense	PA	7000000141	11/16/2012	3.42
50421000	401k Expense	PA	7000000141	11/16/2012	27.48
50421000	401k Expense	PA	7000000141	11/16/2012	9.17
50421000	401k Expense	PA	7000000141	11/16/2012	0.96
50421000	401k Expense	PA	7000000141	11/16/2012	29.90
50421000	401k Expense	PA	7000000141	11/16/2012	0.86
50421000	401k Expense	PA	7000000141	11/16/2012	24.48
50421000	401k Expense	PA	7000000141	11/16/2012	5.44
50421000	401k Expense	PA	7000000141	11/16/2012	5.20
50421000	401k Expense	PA	7000000141	11/16/2012	25.75
50421000	401k Expense	PA	7000000141	11/16/2012	49.99

Kentucky American Water Company

Case No. 2012-00520

Response to PSC DR1, Item 31

Account	Description	Doc Type	Document Number	Posting Date	Amount
50421000	401k Expense	PA	7000000141	11/16/2012	242.32
50421000	401k Expense	PA	7000000141	11/16/2012	2.50
50421000	401k Expense	PA	7000000141	11/16/2012	106.81
50421000	401k Expense	PA	7000000141	11/16/2012	89.37
50421000	401k Expense	PA	7000000141	11/16/2012	385.76
50421000	401k Expense	PA	7000000141	11/16/2012	31.70
50421000	401k Expense	PA	7000000141	11/16/2012	4.86
50421000	401k Expense	PA	7000000141	11/16/2012	8.96
50421000	401k Expense	PA	7000000141	11/16/2012	3.24
50421000	401k Expense	PA	7000000141	11/16/2012	264.59
50421000	401k Expense	PA	7000000141	11/16/2012	156.08
50421000	401k Expense	PA	7000000141	11/16/2012	57.53
50421000	401k Expense	PA	7000000141	11/16/2012	54.90
50421000	401k Expense	PA	7000000141	11/16/2012	323.85
50421000	401k Expense	PA	7000000141	11/16/2012	2.22
50421000	401k Expense	PA	7000000141	11/16/2012	5.84
50421000	401k Expense	PA	7000000141	11/16/2012	21.86
50421000	401k Expense	PA	7000000141	11/16/2012	522.28
50421000	401k Expense	PA	7000000141	11/16/2012	83.23
50421000	401k Expense	PA	7000000141	11/16/2012	379.94
50421000	401k Expense	PA	7000000141	11/16/2012	4.86
50421000	401k Expense	PA	7000000141	11/16/2012	12.29
50421000	401k Expense	PA	7000000141	11/16/2012	14.32
50421000	401k Expense	PA	7000000141	11/16/2012	14.04
50421000	401k Expense	PA	7000000141	11/16/2012	12.96
50421000	401k Expense	PA	7000000141	11/16/2012	0.03
50421000	401k Expense	PA	7000000141	11/16/2012	117.38
50421000	401k Expense	PA	7000000141	11/16/2012	24.23
50421000	401k Expense	PA	7000000141	11/16/2012	732.85
50421000	401k Expense	PA	7000000141	11/16/2012	102.96
50421000	401k Expense	PA	7000000141	11/16/2012	8.74
50421000	401k Expense	PA	7000000141	11/16/2012	67.76
50421000	401k Expense	PA	7000000141	11/16/2012	212.58
50421000	401k Expense	PA	7000000141	11/16/2012	39.51
50421000	401k Expense	PA	7000000141	11/16/2012	31.48
50421000	401k Expense	PA	7000000141	11/16/2012	29.08
50421000	401k Expense	PA	7000000141	11/16/2012	57.25
50421000	401k Expense	PA	7000000141	11/16/2012	16.93
50421000	401k Expense	PA	7000000141	11/16/2012	10.44
50421000	401k Expense	PA	7000000141	11/16/2012	22.98
50421000	401k Expense	PA	7000000141	11/16/2012	0.74
50421000	401k Expense	PA	7000000141	11/16/2012	8.06
50421000	401k Expense	PA	7000000141	11/16/2012	41.56
50421000	401k Expense	PA	7000000141	11/16/2012	18.89
50421000	401k Expense	PA	7000000141	11/16/2012	18.90
50421000	401k Expense	PA	7000000141	11/16/2012	18.89
50421000	401k Expense	PA	7000000141	11/16/2012	122.01
50421000	401k Expense	PA	7000000141	11/16/2012	0.74
50421000	401k Expense	PA	7000000141	11/16/2012	9.68
50421000	401k Expense	PA	7000000141	11/16/2012	9.64
50421000	401k Expense	PA	7000000141	11/16/2012	0.74
50421000	401k Expense	PA	7000000141	11/16/2012	0.74
50421000	401k Expense	PA	7000000141	11/16/2012	5.88

## Kentucky American Water Company

Case No. 2012-00520

Response to PSC DR1, Item 31

Account	Description	Doc Type	Document Number	Posting Date	Amount
50421000	401k Expense	PA	7000000141	11/16/2012	0.74
50422000	DCP Expense	PA	7000000141	11/16/2012	509.79
50422000	DCP Expense	PA	7000000141	11/16/2012	223.10
50422000	DCP Expense	PA	7000000141	11/16/2012	180.91
50422000	DCP Expense	PA	7000000141	11/16/2012	425.31
50422000	DCP Expense	PA	7000000141	11/16/2012	36.06
50422000	DCP Expense	PA	7000000141	11/16/2012	6.82
50422000	DCP Expense	PA	7000000141	11/16/2012	207.01
50422000	DCP Expense	PA	7000000141	11/16/2012	3.28
50422000	DCP Expense	PA	7000000141	11/16/2012	117.28
50422000	DCP Expense	PA	7000000141	11/16/2012	543.05
50422000	DCP Expense	PA	7000000141	11/16/2012	12.01
50422000	DCP Expense	PA	7000000141	11/16/2012	10.40
50422000	DCP Expense	PA	7000000141	11/16/2012	93.59
50422000	DCP Expense	PA	7000000141	11/16/2012	328.43
50422000	DCP Expense	PA	7000000141	11/16/2012	69.75
50422000	DCP Expense	PA	7000000141	11/16/2012	2.06
50422000	DCP Expense	PA	7000000141	11/16/2012	71.81
50422000	DCP Expense	PA	7000000141	11/16/2012	1,002.28
50422000	DCP Expense	PA	7000000141	11/16/2012	9.34
50422000	DCP Expense	PA	7000000141	11/16/2012	372.16
50422000	DCP Expense	PA	7000000141	11/16/2012	11.47
50422000	DCP Expense	PA	7000000141	11/16/2012	88.93
50422000	DCP Expense	PA	7000000141	11/16/2012	47.95
50422000	DCP Expense	PA	7000000141	11/16/2012	227.62
50422000	DCP Expense	PA	7000000141	11/16/2012	33.93
50422000	DCP Expense	PA	7000000141	11/16/2012	352.96
50422000	DCP Expense	PA	7000000141	11/16/2012	273.46
50422000	DCP Expense	PA	7000000141	11/16/2012	13.70
50422000	DCP Expense	PA	7000000141	11/16/2012	38.55
50422000	DCP Expense	PA	7000000141	11/16/2012	3.15
50422000	DCP Expense	PA	7000000141	11/16/2012	21.00
50422000	DCP Expense	PA	7000000141	11/16/2012	0.97
50422000	DCP Expense	PA	7000000141	11/16/2012	30.15
50422000	DCP Expense	PA	7000000141	11/16/2012	0.97
50422000	DCP Expense	PA	7000000141	11/16/2012	0.97
50422000	DCP Expense	PA	7000000141	11/16/2012	0.97
50422000	DCP Expense	PA	7000000141	11/16/2012	1,064.40
50422000	DCP Expense	PA	7000000141	11/16/2012	0.97
50422000	DCP Expense	PA	7000000141	11/16/2012	7.72
50422000	DCP Expense	PA	7000000141	11/16/2012	43.32
50422000	DCP Expense	PA	7000000141	11/16/2012	32.81
50422000	DCP Expense	PA	7000000141	11/16/2012	23.10
50422000	DCP Expense	PA	7000000141	11/16/2012	15.20
50422000	DCP Expense	PA	7000000141	11/16/2012	132.60
50422000	DCP Expense	PA	7000000141	11/16/2012	54.54
50422000	DCP Expense	PA	7000000141	11/16/2012	24.08
50422000	DCP Expense	PA	7000000141	11/16/2012	33.08
50422000	DCP Expense	PA	7000000141	11/16/2012	33.08
50422000	DCP Expense	PA	7000000141	11/16/2012	33.08
50422000	DCP Expense	PA	7000000141	11/16/2012	3.06
50422000	DCP Expense	PA	7000000141	11/16/2012	9.45
50422000	DCP Expense	PA	7000000141	11/16/2012	142.46

Kentucky American Water Company  
Case No. 2012-00520  
Response to PSC DR1, Item 31

Account	Description	Doc Type	Document Number	Posting Date	Amount
50422000	DCP Expense	PA	7000000141	11/16/2012	121.95
50422000	DCP Expense	PA	7000000141	11/16/2012	76.85
50422000	DCP Expense	PA	7000000141	11/16/2012	56.38
50422000	DCP Expense	PA	7000000141	11/16/2012	256.34
50422000	DCP Expense	PA	7000000141	11/16/2012	22.23
50422000	DCP Expense	PA	7000000141	11/16/2012	100.97
50452000	Emp Physical Exams	SN	100001933	11/16/2012	(12.21)
50452000	Emp Physical Exams	SN	100001933	11/16/2012	(13.31)
50452000	Emp Physical Exams	SN	100001933	11/16/2012	(12.86)
50550000	Group Insur Expense	PA	7000000141	11/16/2012	1,096.12
50550000	Group Insur Expense	PA	7000000141	11/16/2012	88.56
50550000	Group Insur Expense	PA	7000000141	11/16/2012	170.32
50550000	Group Insur Expense	PA	7000000141	11/16/2012	624.92
50550000	Group Insur Expense	PA	7000000141	11/16/2012	469.30
50550000	Group Insur Expense	PA	7000000141	11/16/2012	7,742.51
50550000	Group Insur Expense	PA	7000000141	11/16/2012	45.57
50550000	Group Insur Expense	PA	7000000141	11/16/2012	851.82
50550000	Group Insur Expense	PA	7000000141	11/16/2012	1,480.53
50550000	Group Insur Expense	PA	7000000141	11/16/2012	51.55
50550000	Group Insur Expense	PA	7000000141	11/16/2012	399.45
50550000	Group Insur Expense	PA	7000000141	11/16/2012	1,681.66
50550000	Group Insur Expense	PA	7000000141	11/16/2012	910.03
50550000	Group Insur Expense	PA	7000000141	11/16/2012	2,303.91
50550000	Group Insur Expense	PA	7000000141	11/16/2012	57.96
50550000	Group Insur Expense	PA	7000000141	11/16/2012	19.30
50550000	Group Insur Expense	PA	7000000141	11/16/2012	60.36
50550000	Group Insur Expense	PA	7000000141	11/16/2012	2,175.35
50550000	Group Insur Expense	PA	7000000141	11/16/2012	1,346.74
50550000	Group Insur Expense	PA	7000000141	11/16/2012	59.04
50550000	Group Insur Expense	PA	7000000141	11/16/2012	487.86
50550000	Group Insur Expense	PA	7000000141	11/16/2012	59.28
50550000	Group Insur Expense	PA	7000000141	11/16/2012	11.02
50550000	Group Insur Expense	PA	7000000141	11/16/2012	22.77
50550000	Group Insur Expense	PA	7000000141	11/16/2012	535.02
50550000	Group Insur Expense	PA	7000000141	11/16/2012	1,997.81
50550000	Group Insur Expense	PA	7000000141	11/16/2012	493.45
50550000	Group Insur Expense	PA	7000000141	11/16/2012	12.61
50550000	Group Insur Expense	PA	7000000141	11/16/2012	428.01
50550000	Group Insur Expense	PA	7000000141	11/16/2012	1,677.68
50550000	Group Insur Expense	PA	7000000141	11/16/2012	29.75
50550000	Group Insur Expense	PA	7000000141	11/16/2012	1,370.16
50550000	Group Insur Expense	PA	7000000141	11/16/2012	431.53
50550000	Group Insur Expense	PA	7000000141	11/16/2012	468.16
50550000	Group Insur Expense	PA	7000000141	11/16/2012	413.51
50550000	Group Insur Expense	PA	7000000141	11/16/2012	5,930.70
50550000	Group Insur Expense	PA	7000000141	11/16/2012	4,722.50
50550000	Group Insur Expense	PA	7000000141	11/16/2012	19.63
50550000	Group Insur Expense	PA	7000000141	11/16/2012	30.73
50550000	Group Insur Expense	PA	7000000141	11/16/2012	174.68
50550000	Group Insur Expense	PA	7000000141	11/16/2012	3,193.95
50550000	Group Insur Expense	PA	7000000141	11/16/2012	92.06
50550000	Group Insur Expense	PA	7000000141	11/16/2012	105.51
50550000	Group Insur Expense	PA	7000000141	11/16/2012	100.34

Kentucky American Water Company  
Case No. 2012-00520  
Response to PSC DR1, Item 31

Account	Description	Doc Type	Document Number	Posting Date	Amount
50550000	Group Insur Expense	PA	7000000141	11/16/2012	153.95
50550000	Group Insur Expense	PA	7000000141	11/16/2012	300.20
50550000	Group Insur Expense	PA	7000000141	11/16/2012	254.88
50550000	Group Insur Expense	PA	7000000141	11/16/2012	314.58
50550000	Group Insur Expense	PA	7000000141	11/16/2012	382.48
50550000	Group Insur Expense	PA	7000000141	11/16/2012	833.93
50550000	Group Insur Expense	PA	7000000141	11/16/2012	138.92
50550000	Group Insur Expense	PA	7000000141	11/16/2012	11.43
50550000	Group Insur Expense	PA	7000000141	11/16/2012	1,291.07
50550000	Group Insur Expense	PA	7000000141	11/16/2012	66.39
50550000	Group Insur Expense	PA	7000000141	11/16/2012	155.12
50550000	Group Insur Expense	PA	7000000141	11/16/2012	468.09
50550000	Group Insur Expense	PA	7000000141	11/16/2012	3,352.08
50550000	Group Insur Expense	PA	7000000141	11/16/2012	335.98
50550000	Group Insur Expense	PA	7000000141	11/16/2012	1,822.76
50550000	Group Insur Expense	PA	7000000141	11/16/2012	408.61
50550000	Group Insur Expense	PA	7000000141	11/16/2012	149.62
50550000	Group Insur Expense	PA	7000000141	11/16/2012	736.66
50550000	Group Insur Expense	PA	7000000141	11/16/2012	74.83
50550000	Group Insur Expense	PA	7000000141	11/16/2012	107.61
50550000	Group Insur Expense	PA	7000000141	11/16/2012	267.00
50550000	Group Insur Expense	PA	7000000141	11/16/2012	147.73
50550000	Group Insur Expense	PA	7000000141	11/16/2012	43.92
50550000	Group Insur Expense	PA	7000000141	11/16/2012	43.92
50550000	Group Insur Expense	PA	7000000141	11/16/2012	43.92
50550000	Group Insur Expense	PA	7000000141	11/16/2012	306.95
50550000	Group Insur Expense	PA	7000000141	11/16/2012	110.18
50550000	Group Insur Expense	PA	7000000141	11/16/2012	43.60
50550000	Group Insur Expense	PA	7000000141	11/16/2012	5.45
50550000	Group Insur Expense	PA	7000000141	11/16/2012	494.19
50550000	Group Insur Expense	PA	7000000141	11/16/2012	5.45
50550000	Group Insur Expense	PA	7000000141	11/16/2012	5.45
50550000	Group Insur Expense	PA	7000000141	11/16/2012	5.45
50550000	Group Insur Expense	PA	7000000141	11/16/2012	5.45
50550000	Group Insur Expense	PA	7000000141	11/16/2012	118.28
50550000	Group Insur Expense	PA	7000000141	11/16/2012	118.34
51510000	Purchased Power	ZF	5000003004	11/16/2012	3,190.31
51510000	Purchased Power	ZF	5000003004	11/16/2012	435.04
51510000	Purchased Power	ZN	5000003103	11/16/2012	611.31
51510000	Purchased Power	ZN	5000003103	11/16/2012	82.15
52000000	M&S Expense (O&M)	UZ	2000000458	11/16/2012	(4,270.75)
52500000	Misc Expense (O&M)	WE	5000003101	11/16/2012	4,664.00
52500000	Misc Expense (O&M)	WE	5000003102	11/16/2012	34,405.87
52500000	Misc Expense (O&M)	RE	5000003110	11/16/2012	(1,947.50)
52500000	Misc Expense (O&M)	RE	5000003116	11/16/2012	(2,385.00)
52500000	Misc Expense (O&M)	WE	5000003117	11/16/2012	302.10
52500000	Misc Expense (O&M)	ZI	9000001325	11/16/2012	7.00
52500000	Misc Expense (O&M)	UZ	2000000462	11/16/2012	(34,405.87)
52500000	Misc Expense (O&M)	UZ	2000000462	11/16/2012	(4,664.00)
52532000	Electricity	ZN	5000003103	11/16/2012	90.77
52534000	Employee Expenses	PA	7000000141	11/16/2012	60.00
52534000	Employee Expenses	ZI	9000001172	11/16/2012	150.00
52534000	Employee Expenses	ZI	9000001183	11/16/2012	5.00

## Kentucky American Water Company

Case No. 2012-00520

Response to PSC DR1, Item 31

Account	Description	Doc Type	Document Number	Posting Date	Amount
52534000	Employee Expenses	ZI	9000001184	11/16/2012	805.90
52534000	Employee Expenses	ZI	9000001280	11/16/2012	150.00
52534000	Employee Expenses	ZI	9000001312	11/16/2012	378.40
52534000	Employee Expenses	ZI	9000001366	11/16/2012	(150.00)
52534000	Employee Expenses	ZI	9000001428	11/16/2012	117.23
52534000	Employee Expenses	ZI	9000001429	11/16/2012	53.32
52535000	Meals Deductible	ZI	9000001210	11/16/2012	71.26
52535000	Meals Deductible	ZI	9000001255	11/16/2012	50.00
52535000	Meals Deductible	ZI	9000001286	11/16/2012	7.52
52535000	Meals Deductible	ZI	9000001287	11/16/2012	7.52
52535000	Meals Deductible	ZI	9000001296	11/16/2012	40.40
52535000	Meals Deductible	ZI	9000001297	11/16/2012	31.78
52535000	Meals Deductible	ZI	9000001407	11/16/2012	42.00
52535000	Meals Deductible	ZI	9000001426	11/16/2012	15.02
52535000	Meals Deductible	ZI	9000001449	11/16/2012	60.46
52550000	Janitorial	ZF	5000003099	11/16/2012	5,403.33
52554500	Lab Supplies	ZI	9000001249	11/16/2012	(1,092.29)
52554500	Lab Supplies	ZI	9000001331	11/16/2012	1,780.80
52554500	Lab Supplies	ZI	9000001331	11/16/2012	593.60
52562500	Overnight Shippng	KR	5000003106	11/16/2012	360.68
52562500	Overnight Shippng	KR	5000003107	11/16/2012	111.17
52571100	Add'l Security Costs	KR	5000003105	11/16/2012	1,008.75
52582000	Uniforms	ZI	9000001367	11/16/2012	175.93
53150000	Contr Svc-Other	SN	100001874	11/16/2012	(415.33)
53150000	Contr Svc-Other	WE	5000003098	11/16/2012	8,190.00
53150000	Contr Svc-Other	KR	5000003112	11/16/2012	6,348.58
53150000	Contr Svc-Other	ZI	9000001193	11/16/2012	346.42
53150000	Contr Svc-Other	ZI	9000001193	11/16/2012	346.42
53150000	Contr Svc-Other	UZ	2000000460	11/16/2012	(8,190.00)
53152000	Contr Svc-Lab Testng	ZI	9000001332	11/16/2012	424.15
55000000	Transportation (O&M)	PA	7000000141	11/16/2012	(46.67)
55000000	Transportation (O&M)	ZI	9000001262	11/16/2012	30.00
55010200	Trans Lease Fuel	ZI	9000001427	11/16/2012	12.01
55010300	Trans Lease Maint	ZI	9000001306	11/16/2012	1,500.00
55010300	Trans Lease Maint	ZI	9000001307	11/16/2012	46.38
57010000	Uncoll Accts Exp	ZA	9400001276	11/16/2012	(225.39)
57010000	Uncoll Accts Exp	ZA	9400001276	11/16/2012	(27.33)
68533000	FICA	PA	7000000141	11/16/2012	122.79
68533000	FICA	PA	7000000141	11/16/2012	250.28
68533000	FICA	PA	7000000141	11/16/2012	817.39
68533000	FICA	PA	7000000141	11/16/2012	160.34
68533000	FICA	PA	7000000141	11/16/2012	108.69
68533000	FICA	PA	7000000141	11/16/2012	334.19
68533000	FICA	PA	7000000141	11/16/2012	822.55
68533000	FICA	PA	7000000141	11/16/2012	850.91
68533000	FICA	PA	7000000141	11/16/2012	473.67
68533000	FICA	PA	7000000141	11/16/2012	9.80
68533000	FICA	PA	7000000141	11/16/2012	650.68
68533000	FICA	PA	7000000141	11/16/2012	356.18
68533000	FICA	PA	7000000141	11/16/2012	15.84
68533000	FICA	PA	7000000141	11/16/2012	149.30
68533000	FICA	PA	7000000141	11/16/2012	43.90
68533000	FICA	PA	7000000141	11/16/2012	18.50

## Kentucky American Water Company

Case No. 2012-00520

Response to PSC DR1, Item 31

Account	Description	Doc Type	Document Number	Posting Date	Amount
68533000	FICA	PA	7000000141	11/16/2012	24.16
68533000	FICA	PA	7000000141	11/16/2012	751.21
68533000	FICA	PA	7000000141	11/16/2012	363.89
68533000	FICA	PA	7000000141	11/16/2012	12.28
68533000	FICA	PA	7000000141	11/16/2012	272.20
68533000	FICA	PA	7000000141	11/16/2012	15.00
68533000	FICA	PA	7000000141	11/16/2012	164.58
68533000	FICA	PA	7000000141	11/16/2012	10.11
68533000	FICA	PA	7000000141	11/16/2012	144.91
68533000	FICA	PA	7000000141	11/16/2012	669.42
68533000	FICA	PA	7000000141	11/16/2012	122.08
68533000	FICA	PA	7000000141	11/16/2012	51.78
68533000	FICA	PA	7000000141	11/16/2012	17.26
68533000	FICA	PA	7000000141	11/16/2012	4.59
68533000	FICA	PA	7000000141	11/16/2012	9.50
68533000	FICA	PA	7000000141	11/16/2012	459.30
68533000	FICA	PA	7000000141	11/16/2012	161.29
68533000	FICA	PA	7000000141	11/16/2012	6.50
68533000	FICA	PA	7000000141	11/16/2012	17.44
68533000	FICA	PA	7000000141	11/16/2012	64.31
68533000	FICA	PA	7000000141	11/16/2012	77.16
68533000	FICA	PA	7000000141	11/16/2012	88.48
68533000	FICA	PA	7000000141	11/16/2012	28.83
68533000	FICA	PA	7000000141	11/16/2012	934.20
68533000	FICA	PA	7000000141	11/16/2012	907.49
68533000	FICA	PA	7000000141	11/16/2012	36.34
68533000	FICA	PA	7000000141	11/16/2012	69.50
68533000	FICA	PA	7000000141	11/16/2012	121.62
68533000	FICA	PA	7000000141	11/16/2012	105.15
68533000	FICA	PA	7000000141	11/16/2012	96.14
68533000	FICA	PA	7000000141	11/16/2012	27.14
68533000	FICA	PA	7000000141	11/16/2012	166.13
68533000	FICA	PA	7000000141	11/16/2012	14.89
68533000	FICA	PA	7000000141	11/16/2012	3,302.18
68533000	FICA	PA	7000000141	11/16/2012	2,262.83
68533000	FICA	PA	7000000141	11/16/2012	1,694.48
68533000	FICA	PA	7000000141	11/16/2012	65.74
68533000	FICA	PA	7000000141	11/16/2012	2.83
68533000	FICA	PA	7000000141	11/16/2012	50.61
68533000	FICA	PA	7000000141	11/16/2012	151.80
68533000	FICA	PA	7000000141	11/16/2012	575.98
68533000	FICA	PA	7000000141	11/16/2012	134.37
68533000	FICA	PA	7000000141	11/16/2012	650.35
68533000	FICA	PA	7000000141	11/16/2012	10.52
68533000	FICA	PA	7000000141	11/16/2012	163.77
68533000	FICA	PA	7000000141	11/16/2012	31.28
68533000	FICA	PA	7000000141	11/16/2012	42.27
68533000	FICA	PA	7000000141	11/16/2012	1.32
68533000	FICA	PA	7000000141	11/16/2012	32.55
68533000	FICA	PA	7000000141	11/16/2012	75.54
68533000	FICA	PA	7000000141	11/16/2012	47.65
68533000	FICA	PA	7000000141	11/16/2012	47.66
68533000	FICA	PA	7000000141	11/16/2012	47.65



## Kentucky American Water Company

Case No. 2012-00520

Response to PSC DR1, Item 31

Account	Description	Doc Type	Document Number	Posting Date	Amount
68533000	FICA	PA	7000000141	11/16/2012	1.32
68533000	FICA	PA	7000000141	11/16/2012	90.37
68533000	FICA	PA	7000000141	11/16/2012	28.71
68533000	FICA	PA	7000000141	11/16/2012	1.32
68533000	FICA	PA	7000000141	11/16/2012	1.32
68533000	FICA	PA	7000000141	11/16/2012	1.32
68533000	FICA	PA	7000000141	11/16/2012	155.17
68533000	FICA	PA	7000000141	11/16/2012	68.28
68533000	FICA	PA	7000000141	11/16/2012	178.44
68533000	FICA	PA	7000000141	11/16/2012	27.82
68533000	FICA	PA	7000000141	11/16/2012	27.81
68535000	SUTA	PA	7000000141	11/16/2012	0.65
68535000	SUTA	PA	7000000141	11/16/2012	1.68
68535000	SUTA	PA	7000000141	11/16/2012	7.76
68535000	SUTA	PA	7000000141	11/16/2012	0.55
68535000	SUTA	PA	7000000141	11/16/2012	1.10
68535000	SUTA	PA	7000000141	11/16/2012	3.17
72802100	CIAC Rcpt Non-SrvClr	UZ	2000000458	11/16/2012	20,316.00
72802100	CIAC Rcpt Non-SrvClr	UZ	2000000458	11/16/2012	29,412.00
88107000	CAP Move-CWIP	UZ	2000000461	11/16/2012	8,190.00
88107000	CAP Move-CWIP	UZ	2000000459	11/16/2012	4,270.75
88257100	CAP Move-RWIP	UZ	2000000463	11/16/2012	34,405.87
88257100	CAP Move-RWIP	UZ	2000000463	11/16/2012	4,664.00
88271170	CAP Move-CIAC NT WIP	UZ	2000000459	11/16/2012	(20,316.00)
88271170	CAP Move-CIAC NT WIP	UZ	2000000459	11/16/2012	(29,412.00)
88900000	CAP Move-Settlement	UZ	2000000461	11/16/2012	(8,190.00)
88900000	CAP Move-Settlement	UZ	2000000459	11/16/2012	20,316.00
88900000	CAP Move-Settlement	UZ	2000000459	11/16/2012	29,412.00
88900000	CAP Move-Settlement	UZ	2000000459	11/16/2012	(4,270.75)
88900000	CAP Move-Settlement	UZ	2000000463	11/16/2012	(34,405.87)
88900000	CAP Move-Settlement	UZ	2000000463	11/16/2012	(4,664.00)
50510100	PBOP Cap Credits	UZ	2000000466	11/17/2012	(426.57)
50510100	PBOP Cap Credits	UZ	2000000466	11/17/2012	(25.17)
50510100	PBOP Cap Credits	UZ	2000000465	11/17/2012	(134.09)
50510100	PBOP Cap Credits	UZ	2000000465	11/17/2012	(75.47)
50510100	PBOP Cap Credits	UZ	2000000466	11/17/2012	(39.65)
50510100	PBOP Cap Credits	UZ	2000000466	11/17/2012	(33.46)
50510100	PBOP Cap Credits	UZ	2000000466	11/17/2012	(44.46)
50510100	PBOP Cap Credits	UZ	2000000466	11/17/2012	(124.66)
50510100	PBOP Cap Credits	UZ	2000000466	11/17/2012	(124.66)
50510100	PBOP Cap Credits	UZ	2000000465	11/17/2012	(2,161.54)
50510100	PBOP Cap Credits	UZ	2000000466	11/17/2012	(183.66)
50510100	PBOP Cap Credits	UZ	2000000465	11/17/2012	(850.90)
50510100	PBOP Cap Credits	UZ	2000000465	11/17/2012	(312.55)
50510100	PBOP Cap Credits	UZ	2000000465	11/17/2012	(123.04)
50510100	PBOP Cap Credits	UZ	2000000465	11/17/2012	(227.78)
50510100	PBOP Cap Credits	UZ	2000000465	11/17/2012	(510.68)
50510100	PBOP Cap Credits	UZ	2000000465	11/17/2012	(198.64)
50510100	PBOP Cap Credits	UZ	2000000466	11/17/2012	(491.93)
50510100	PBOP Cap Credits	UZ	2000000466	11/17/2012	(7.63)
50510100	PBOP Cap Credits	UZ	2000000465	11/17/2012	(813.15)
50510100	PBOP Cap Credits	UZ	2000000465	11/17/2012	(75.15)
50510100	PBOP Cap Credits	UZ	2000000465	11/17/2012	(482.53)

## Kentucky American Water Company

Case No. 2012-00520

Response to PSC DR1, Item 31

Account	Description	Doc Type	Document Number	Posting Date	Amount
50510100	PBOP Cap Credits	UZ	2000000466	11/17/2012	(12.14)
50510100	PBOP Cap Credits	UZ	2000000466	11/17/2012	(42.46)
50510100	PBOP Cap Credits	UZ	2000000466	11/17/2012	(17.23)
50510100	PBOP Cap Credits	UZ	2000000465	11/17/2012	(45.39)
50510100	PBOP Cap Credits	UZ	2000000465	11/17/2012	(124.66)
50510100	PBOP Cap Credits	UZ	2000000466	11/17/2012	(72.77)
50510100	PBOP Cap Credits	UZ	2000000465	11/17/2012	(255.80)
50510100	PBOP Cap Credits	UZ	2000000466	11/17/2012	(75.15)
50610100	Pension Cap Credits	UZ	2000000465	11/17/2012	(614.99)
50610100	Pension Cap Credits	UZ	2000000465	11/17/2012	(36.30)
50610100	Pension Cap Credits	UZ	2000000465	11/17/2012	(193.32)
50610100	Pension Cap Credits	UZ	2000000466	11/17/2012	(108.79)
50610100	Pension Cap Credits	UZ	2000000466	11/17/2012	(57.16)
50610100	Pension Cap Credits	UZ	2000000465	11/17/2012	(48.24)
50610100	Pension Cap Credits	UZ	2000000466	11/17/2012	(64.10)
50610100	Pension Cap Credits	UZ	2000000466	11/17/2012	(179.73)
50610100	Pension Cap Credits	UZ	2000000465	11/17/2012	(179.72)
50610100	Pension Cap Credits	UZ	2000000465	11/17/2012	(3,116.29)
50610100	Pension Cap Credits	UZ	2000000466	11/17/2012	(264.79)
50610100	Pension Cap Credits	UZ	2000000465	11/17/2012	(1,226.75)
50610100	Pension Cap Credits	UZ	2000000466	11/17/2012	(450.60)
50610100	Pension Cap Credits	UZ	2000000465	11/17/2012	(177.39)
50610100	Pension Cap Credits	UZ	2000000466	11/17/2012	(328.39)
50610100	Pension Cap Credits	UZ	2000000465	11/17/2012	(736.24)
50610100	Pension Cap Credits	UZ	2000000465	11/17/2012	(286.39)
50610100	Pension Cap Credits	UZ	2000000465	11/17/2012	(709.22)
50610100	Pension Cap Credits	UZ	2000000466	11/17/2012	(11.00)
50610100	Pension Cap Credits	UZ	2000000466	11/17/2012	(1,172.33)
50610100	Pension Cap Credits	UZ	2000000466	11/17/2012	(108.34)
50610100	Pension Cap Credits	UZ	2000000466	11/17/2012	(695.67)
50610100	Pension Cap Credits	UZ	2000000465	11/17/2012	(17.51)
50610100	Pension Cap Credits	UZ	2000000466	11/17/2012	(61.21)
50610100	Pension Cap Credits	UZ	2000000465	11/17/2012	(24.85)
50610100	Pension Cap Credits	UZ	2000000466	11/17/2012	(65.44)
50610100	Pension Cap Credits	UZ	2000000465	11/17/2012	(179.73)
50610100	Pension Cap Credits	UZ	2000000465	11/17/2012	(104.90)
50610100	Pension Cap Credits	UZ	2000000465	11/17/2012	(368.79)
50610100	Pension Cap Credits	UZ	2000000465	11/17/2012	(108.34)
52500000	Misc Expense (O&M)	UZ	2000000465	11/17/2012	1,947.50
52500000	Misc Expense (O&M)	UZ	2000000466	11/17/2012	2,385.00
55000100	Trans Cap Credits	UZ	2000000465	11/17/2012	(235.52)
55000100	Trans Cap Credits	UZ	2000000465	11/17/2012	(13.90)
55000100	Trans Cap Credits	UZ	2000000466	11/17/2012	(74.04)
55000100	Trans Cap Credits	UZ	2000000465	11/17/2012	(41.66)
55000100	Trans Cap Credits	UZ	2000000465	11/17/2012	(21.89)
55000100	Trans Cap Credits	UZ	2000000466	11/17/2012	(18.47)
55000100	Trans Cap Credits	UZ	2000000465	11/17/2012	(24.55)
55000100	Trans Cap Credits	UZ	2000000465	11/17/2012	(68.83)
55000100	Trans Cap Credits	UZ	2000000465	11/17/2012	(68.83)
55000100	Trans Cap Credits	UZ	2000000466	11/17/2012	(1,193.43)
55000100	Trans Cap Credits	UZ	2000000465	11/17/2012	(101.41)
55000100	Trans Cap Credits	UZ	2000000466	11/17/2012	(469.80)
55000100	Trans Cap Credits	UZ	2000000465	11/17/2012	(172.57)

## Kentucky American Water Company

Case No. 2012-00520

Response to PSC DR1, Item 31

Account	Description	Doc Type	Document Number	Posting Date	Amount
55000100	Trans Cap Credits	UZ	2000000465	11/17/2012	(67.94)
55000100	Trans Cap Credits	UZ	2000000466	11/17/2012	(125.76)
55000100	Trans Cap Credits	UZ	2000000466	11/17/2012	(281.95)
55000100	Trans Cap Credits	UZ	2000000465	11/17/2012	(109.68)
55000100	Trans Cap Credits	UZ	2000000466	11/17/2012	(271.61)
55000100	Trans Cap Credits	UZ	2000000466	11/17/2012	(4.21)
55000100	Trans Cap Credits	UZ	2000000465	11/17/2012	(448.96)
55000100	Trans Cap Credits	UZ	2000000466	11/17/2012	(41.50)
55000100	Trans Cap Credits	UZ	2000000465	11/17/2012	(266.42)
55000100	Trans Cap Credits	UZ	2000000465	11/17/2012	(6.71)
55000100	Trans Cap Credits	UZ	2000000465	11/17/2012	(23.44)
55000100	Trans Cap Credits	UZ	2000000465	11/17/2012	(9.52)
55000100	Trans Cap Credits	UZ	2000000465	11/17/2012	(25.06)
55000100	Trans Cap Credits	UZ	2000000465	11/17/2012	(68.83)
55000100	Trans Cap Credits	UZ	2000000466	11/17/2012	(40.17)
55000100	Trans Cap Credits	UZ	2000000465	11/17/2012	(141.23)
55000100	Trans Cap Credits	UZ	2000000465	11/17/2012	(41.50)
55720100	Ins W/C Cap Credits	UZ	2000000465	11/17/2012	(82.02)
55720100	Ins W/C Cap Credits	UZ	2000000466	11/17/2012	(4.84)
55720100	Ins W/C Cap Credits	UZ	2000000466	11/17/2012	(25.78)
55720100	Ins W/C Cap Credits	UZ	2000000466	11/17/2012	(14.51)
55720100	Ins W/C Cap Credits	UZ	2000000466	11/17/2012	(7.62)
55720100	Ins W/C Cap Credits	UZ	2000000466	11/17/2012	(6.43)
55720100	Ins W/C Cap Credits	UZ	2000000466	11/17/2012	(8.55)
55720100	Ins W/C Cap Credits	UZ	2000000465	11/17/2012	(23.97)
55720100	Ins W/C Cap Credits	UZ	2000000466	11/17/2012	(23.97)
55720100	Ins W/C Cap Credits	UZ	2000000466	11/17/2012	(415.62)
55720100	Ins W/C Cap Credits	UZ	2000000465	11/17/2012	(35.31)
55720100	Ins W/C Cap Credits	UZ	2000000466	11/17/2012	(163.61)
55720100	Ins W/C Cap Credits	UZ	2000000466	11/17/2012	(60.10)
55720100	Ins W/C Cap Credits	UZ	2000000466	11/17/2012	(23.65)
55720100	Ins W/C Cap Credits	UZ	2000000465	11/17/2012	(43.80)
55720100	Ins W/C Cap Credits	UZ	2000000466	11/17/2012	(98.19)
55720100	Ins W/C Cap Credits	UZ	2000000466	11/17/2012	(38.19)
55720100	Ins W/C Cap Credits	UZ	2000000466	11/17/2012	(94.59)
55720100	Ins W/C Cap Credits	UZ	2000000465	11/17/2012	(1.47)
55720100	Ins W/C Cap Credits	UZ	2000000465	11/17/2012	(156.35)
55720100	Ins W/C Cap Credits	UZ	2000000466	11/17/2012	(14.45)
55720100	Ins W/C Cap Credits	UZ	2000000465	11/17/2012	(92.78)
55720100	Ins W/C Cap Credits	UZ	2000000466	11/17/2012	(2.33)
55720100	Ins W/C Cap Credits	UZ	2000000466	11/17/2012	(8.16)
55720100	Ins W/C Cap Credits	UZ	2000000466	11/17/2012	(3.31)
55720100	Ins W/C Cap Credits	UZ	2000000465	11/17/2012	(8.73)
55720100	Ins W/C Cap Credits	UZ	2000000466	11/17/2012	(23.97)
55720100	Ins W/C Cap Credits	UZ	2000000465	11/17/2012	(13.99)
55720100	Ins W/C Cap Credits	UZ	2000000465	11/17/2012	(49.18)
55720100	Ins W/C Cap Credits	UZ	2000000466	11/17/2012	(14.45)
72801100	Adv Rcpt Non-Srv Clr	UZ	2000000465	11/17/2012	3,906.93
72802100	CIAC Rcpt Non-SrvClr	UZ	2000000465	11/17/2012	2,451.90
88107000	CAP Move-CWIP	UZ	2000000467	11/17/2012	82.02
88107000	CAP Move-CWIP	UZ	2000000467	11/17/2012	235.52
88107000	CAP Move-CWIP	UZ	2000000468	11/17/2012	614.99
88107000	CAP Move-CWIP	UZ	2000000468	11/17/2012	426.57

## Kentucky American Water Company

Case No. 2012-00520

Response to PSC DR1, Item 31

Account	Description	Doc Type	Document Number	Posting Date	Amount
88107000	CAP Move-CWIP	UZ	2000000467	11/17/2012	25.17
88107000	CAP Move-CWIP	UZ	2000000467	11/17/2012	4.84
88107000	CAP Move-CWIP	UZ	2000000468	11/17/2012	13.90
88107000	CAP Move-CWIP	UZ	2000000468	11/17/2012	36.30
88107000	CAP Move-CWIP	UZ	2000000467	11/17/2012	74.04
88107000	CAP Move-CWIP	UZ	2000000468	11/17/2012	25.78
88107000	CAP Move-CWIP	UZ	2000000468	11/17/2012	193.32
88107000	CAP Move-CWIP	UZ	2000000468	11/17/2012	134.09
88107000	CAP Move-CWIP	UZ	2000000467	11/17/2012	75.47
88107000	CAP Move-CWIP	UZ	2000000467	11/17/2012	41.66
88107000	CAP Move-CWIP	UZ	2000000468	11/17/2012	14.51
88107000	CAP Move-CWIP	UZ	2000000468	11/17/2012	108.79
88107000	CAP Move-CWIP	UZ	2000000467	11/17/2012	7.62
88107000	CAP Move-CWIP	UZ	2000000467	11/17/2012	57.16
88107000	CAP Move-CWIP	UZ	2000000467	11/17/2012	39.65
88107000	CAP Move-CWIP	UZ	2000000468	11/17/2012	21.89
88107000	CAP Move-CWIP	UZ	2000000467	11/17/2012	18.47
88107000	CAP Move-CWIP	UZ	2000000468	11/17/2012	48.24
88107000	CAP Move-CWIP	UZ	2000000468	11/17/2012	6.43
88107000	CAP Move-CWIP	UZ	2000000468	11/17/2012	33.46
88107000	CAP Move-CWIP	UZ	2000000467	11/17/2012	44.46
88107000	CAP Move-CWIP	UZ	2000000467	11/17/2012	8.55
88107000	CAP Move-CWIP	UZ	2000000467	11/17/2012	24.55
88107000	CAP Move-CWIP	UZ	2000000468	11/17/2012	64.10
88107000	CAP Move-CWIP	UZ	2000000468	11/17/2012	123.41
88107000	CAP Move-CWIP	UZ	2000000468	11/17/2012	23.73
88107000	CAP Move-CWIP	UZ	2000000468	11/17/2012	177.93
88107000	CAP Move-CWIP	UZ	2000000468	11/17/2012	68.14
88107000	CAP Move-CWIP	UZ	2000000467	11/17/2012	177.92
88107000	CAP Move-CWIP	UZ	2000000467	11/17/2012	123.41
88107000	CAP Move-CWIP	UZ	2000000467	11/17/2012	68.14
88107000	CAP Move-CWIP	UZ	2000000468	11/17/2012	23.73
88107000	CAP Move-CWIP	UZ	2000000467	11/17/2012	930.88
88107000	CAP Move-CWIP	UZ	2000000467	11/17/2012	2,430.71
88107000	CAP Move-CWIP	UZ	2000000468	11/17/2012	1,686.00
88107000	CAP Move-CWIP	UZ	2000000468	11/17/2012	324.18
88107000	CAP Move-CWIP	UZ	2000000467	11/17/2012	264.79
88107000	CAP Move-CWIP	UZ	2000000468	11/17/2012	101.41
88107000	CAP Move-CWIP	UZ	2000000468	11/17/2012	183.66
88107000	CAP Move-CWIP	UZ	2000000468	11/17/2012	35.31
88107000	CAP Move-CWIP	UZ	2000000467	11/17/2012	163.61
88107000	CAP Move-CWIP	UZ	2000000467	11/17/2012	469.80
88107000	CAP Move-CWIP	UZ	2000000467	11/17/2012	1,226.75
88107000	CAP Move-CWIP	UZ	2000000468	11/17/2012	850.90
88107000	CAP Move-CWIP	UZ	2000000467	11/17/2012	215.66
88107000	CAP Move-CWIP	UZ	2000000467	11/17/2012	119.07
88107000	CAP Move-CWIP	UZ	2000000468	11/17/2012	310.91
88107000	CAP Move-CWIP	UZ	2000000468	11/17/2012	41.47
88107000	CAP Move-CWIP	UZ	2000000467	11/17/2012	46.88
88107000	CAP Move-CWIP	UZ	2000000468	11/17/2012	122.40
88107000	CAP Move-CWIP	UZ	2000000468	11/17/2012	84.90
88107000	CAP Move-CWIP	UZ	2000000468	11/17/2012	16.32
88107000	CAP Move-CWIP	UZ	2000000467	11/17/2012	227.78

Kentucky American Water Company

Case No. 2012-00520

Response to PSC DR1, Item 31

Account	Description	Doc Type	Document Number	Posting Date	Amount
88107000	CAP Move-CWIP	UZ	2000000468	11/17/2012	125.76
88107000	CAP Move-CWIP	UZ	2000000468	11/17/2012	328.39
88107000	CAP Move-CWIP	UZ	2000000468	11/17/2012	43.80
88107000	CAP Move-CWIP	UZ	2000000467	11/17/2012	508.01
88107000	CAP Move-CWIP	UZ	2000000467	11/17/2012	67.75
88107000	CAP Move-CWIP	UZ	2000000468	11/17/2012	352.37
88107000	CAP Move-CWIP	UZ	2000000468	11/17/2012	194.55
88107000	CAP Move-CWIP	UZ	2000000467	11/17/2012	109.68
88107000	CAP Move-CWIP	UZ	2000000467	11/17/2012	38.19
88107000	CAP Move-CWIP	UZ	2000000467	11/17/2012	198.64
88107000	CAP Move-CWIP	UZ	2000000467	11/17/2012	286.39
88107000	CAP Move-CWIP	UZ	2000000467	11/17/2012	236.30
88107000	CAP Move-CWIP	UZ	2000000467	11/17/2012	617.02
88107000	CAP Move-CWIP	UZ	2000000467	11/17/2012	82.29
88107000	CAP Move-CWIP	UZ	2000000468	11/17/2012	427.98
88107000	CAP Move-CWIP	UZ	2000000467	11/17/2012	9.57
88107000	CAP Move-CWIP	UZ	2000000467	11/17/2012	1.28
88107000	CAP Move-CWIP	UZ	2000000468	11/17/2012	6.64
88107000	CAP Move-CWIP	UZ	2000000468	11/17/2012	3.66
88107000	CAP Move-CWIP	UZ	2000000468	11/17/2012	707.44
88107000	CAP Move-CWIP	UZ	2000000468	11/17/2012	1,019.93
88107000	CAP Move-CWIP	UZ	2000000468	11/17/2012	390.60
88107000	CAP Move-CWIP	UZ	2000000468	11/17/2012	136.02
88107000	CAP Move-CWIP	UZ	2000000467	11/17/2012	14.45
88107000	CAP Move-CWIP	UZ	2000000468	11/17/2012	41.50
88107000	CAP Move-CWIP	UZ	2000000468	11/17/2012	75.15
88107000	CAP Move-CWIP	UZ	2000000468	11/17/2012	108.34
88107000	CAP Move-CWIP	UZ	2000000467	11/17/2012	482.53
88107000	CAP Move-CWIP	UZ	2000000467	11/17/2012	266.42
88107000	CAP Move-CWIP	UZ	2000000467	11/17/2012	695.67
88107000	CAP Move-CWIP	UZ	2000000468	11/17/2012	92.78
88107000	CAP Move-CWIP	UZ	2000000467	11/17/2012	6.71
88107000	CAP Move-CWIP	UZ	2000000467	11/17/2012	2.33
88107000	CAP Move-CWIP	UZ	2000000467	11/17/2012	17.51
88107000	CAP Move-CWIP	UZ	2000000468	11/17/2012	12.14
88107000	CAP Move-CWIP	UZ	2000000467	11/17/2012	38.21
88107000	CAP Move-CWIP	UZ	2000000468	11/17/2012	55.09
88107000	CAP Move-CWIP	UZ	2000000468	11/17/2012	21.10
88107000	CAP Move-CWIP	UZ	2000000468	11/17/2012	7.34
88107000	CAP Move-CWIP	UZ	2000000467	11/17/2012	8.57
88107000	CAP Move-CWIP	UZ	2000000467	11/17/2012	2.98
88107000	CAP Move-CWIP	UZ	2000000468	11/17/2012	22.36
88107000	CAP Move-CWIP	UZ	2000000468	11/17/2012	15.51
88107000	CAP Move-CWIP	UZ	2000000467	11/17/2012	40.85
88107000	CAP Move-CWIP	UZ	2000000468	11/17/2012	58.90
88107000	CAP Move-CWIP	UZ	2000000468	11/17/2012	7.86
88107000	CAP Move-CWIP	UZ	2000000468	11/17/2012	22.55
88107000	CAP Move-CWIP	UZ	2000000467	11/17/2012	68.14
88107000	CAP Move-CWIP	UZ	2000000467	11/17/2012	23.73
88107000	CAP Move-CWIP	UZ	2000000468	11/17/2012	177.93
88107000	CAP Move-CWIP	UZ	2000000468	11/17/2012	123.41
88107000	CAP Move-CWIP	UZ	2000000467	11/17/2012	104.90
88107000	CAP Move-CWIP	UZ	2000000468	11/17/2012	13.99

## Kentucky American Water Company

Case No. 2012-00520

Response to PSC DR1, Item 31

Account	Description	Doc Type	Document Number	Posting Date	Amount
88107000	CAP Move-CWIP	UZ	2000000468	11/17/2012	40.17
88107000	CAP Move-CWIP	UZ	2000000468	11/17/2012	72.77
88107000	CAP Move-CWIP	UZ	2000000467	11/17/2012	49.18
88107000	CAP Move-CWIP	UZ	2000000467	11/17/2012	141.23
88107000	CAP Move-CWIP	UZ	2000000467	11/17/2012	368.79
88107000	CAP Move-CWIP	UZ	2000000468	11/17/2012	255.80
88107000	CAP Move-CWIP	UZ	2000000467	11/17/2012	75.15
88107000	CAP Move-CWIP	UZ	2000000467	11/17/2012	14.45
88107000	CAP Move-CWIP	UZ	2000000468	11/17/2012	41.50
88107000	CAP Move-CWIP	UZ	2000000468	11/17/2012	108.34
88252170	CAP Move-ADV NT WIP	UZ	2000000468	11/17/2012	(3,906.93)
88257100	CAP Move-RWIP	UZ	2000000467	11/17/2012	0.24
88257100	CAP Move-RWIP	UZ	2000000467	11/17/2012	1.80
88257100	CAP Move-RWIP	UZ	2000000468	11/17/2012	1.25
88257100	CAP Move-RWIP	UZ	2000000468	11/17/2012	0.69
88257100	CAP Move-RWIP	UZ	2000000468	11/17/2012	0.24
88257100	CAP Move-RWIP	UZ	2000000468	11/17/2012	0.69
88257100	CAP Move-RWIP	UZ	2000000468	11/17/2012	1.25
88257100	CAP Move-RWIP	UZ	2000000468	11/17/2012	1.80
88257100	CAP Move-RWIP	UZ	2000000467	11/17/2012	91.44
88257100	CAP Move-RWIP	UZ	2000000468	11/17/2012	685.58
88257100	CAP Move-RWIP	UZ	2000000468	11/17/2012	262.55
88257100	CAP Move-RWIP	UZ	2000000468	11/17/2012	475.54
88257100	CAP Move-RWIP	UZ	2000000467	11/17/2012	139.69
88257100	CAP Move-RWIP	UZ	2000000467	11/17/2012	18.63
88257100	CAP Move-RWIP	UZ	2000000467	11/17/2012	53.50
88257100	CAP Move-RWIP	UZ	2000000468	11/17/2012	96.89
88257100	CAP Move-RWIP	UZ	2000000468	11/17/2012	21.06
88257100	CAP Move-RWIP	UZ	2000000468	11/17/2012	38.14
88257100	CAP Move-RWIP	UZ	2000000468	11/17/2012	7.33
88257100	CAP Move-RWIP	UZ	2000000468	11/17/2012	54.99
88257100	CAP Move-RWIP	UZ	2000000467	11/17/2012	30.44
88257100	CAP Move-RWIP	UZ	2000000467	11/17/2012	87.40
88257100	CAP Move-RWIP	UZ	2000000468	11/17/2012	228.23
88257100	CAP Move-RWIP	UZ	2000000468	11/17/2012	158.31
88257100	CAP Move-RWIP	UZ	2000000467	11/17/2012	12.30
88257100	CAP Move-RWIP	UZ	2000000467	11/17/2012	92.20
88257100	CAP Move-RWIP	UZ	2000000467	11/17/2012	35.31
88257100	CAP Move-RWIP	UZ	2000000467	11/17/2012	63.95
88257100	CAP Move-RWIP	UZ	2000000467	11/17/2012	0.55
88257100	CAP Move-RWIP	UZ	2000000468	11/17/2012	0.19
88257100	CAP Move-RWIP	UZ	2000000468	11/17/2012	1.43
88257100	CAP Move-RWIP	UZ	2000000468	11/17/2012	0.99
88257100	CAP Move-RWIP	UZ	2000000467	11/17/2012	20.33
88257100	CAP Move-RWIP	UZ	2000000468	11/17/2012	58.36
88257100	CAP Move-RWIP	UZ	2000000468	11/17/2012	105.71
88257100	CAP Move-RWIP	UZ	2000000468	11/17/2012	152.40
88257100	CAP Move-RWIP	UZ	2000000468	11/17/2012	(1,947.50)
88257100	CAP Move-RWIP	UZ	2000000468	11/17/2012	(2,385.00)
88257100	CAP Move-RWIP	UZ	2000000467	11/17/2012	2.34
88257100	CAP Move-RWIP	UZ	2000000467	11/17/2012	4.25
88257100	CAP Move-RWIP	UZ	2000000468	11/17/2012	6.12
88257100	CAP Move-RWIP	UZ	2000000468	11/17/2012	0.82

Kentucky American Water Company  
Case No. 2012-00520  
Response to PSC DR1, Item 31

Account	Description	Doc Type	Document Number	Posting Date	Amount
88257100	CAP Move-RWIP	UZ	2000000467	11/17/2012	1.72
88257100	CAP Move-RWIP	UZ	2000000468	11/17/2012	0.33
88257100	CAP Move-RWIP	UZ	2000000468	11/17/2012	0.95
88257100	CAP Move-RWIP	UZ	2000000468	11/17/2012	2.49
88257100	CAP Move-RWIP	UZ	2000000467	11/17/2012	0.87
88257100	CAP Move-RWIP	UZ	2000000467	11/17/2012	6.54
88257100	CAP Move-RWIP	UZ	2000000467	11/17/2012	4.54
88257100	CAP Move-RWIP	UZ	2000000467	11/17/2012	2.51
88257100	CAP Move-RWIP	UZ	2000000467	11/17/2012	0.69
88257100	CAP Move-RWIP	UZ	2000000467	11/17/2012	0.24
88257100	CAP Move-RWIP	UZ	2000000468	11/17/2012	1.25
88257100	CAP Move-RWIP	UZ	2000000468	11/17/2012	1.80
88271170	CAP Move-CIAC NT WIP	UZ	2000000468	11/17/2012	(2,451.90)
88900000	CAP Move-Settlement	UZ	2000000468	11/17/2012	(82.02)
88900000	CAP Move-Settlement	UZ	2000000468	11/17/2012	(614.99)
88900000	CAP Move-Settlement	UZ	2000000468	11/17/2012	(426.57)
88900000	CAP Move-Settlement	UZ	2000000468	11/17/2012	(235.52)
88900000	CAP Move-Settlement	UZ	2000000467	11/17/2012	3,906.93
88900000	CAP Move-Settlement	UZ	2000000468	11/17/2012	2,451.90
88900000	CAP Move-Settlement	UZ	2000000467	11/17/2012	(25.17)
88900000	CAP Move-Settlement	UZ	2000000467	11/17/2012	(36.30)
88900000	CAP Move-Settlement	UZ	2000000468	11/17/2012	(13.90)
88900000	CAP Move-Settlement	UZ	2000000468	11/17/2012	(4.84)
88900000	CAP Move-Settlement	UZ	2000000467	11/17/2012	(193.32)
88900000	CAP Move-Settlement	UZ	2000000467	11/17/2012	(134.09)
88900000	CAP Move-Settlement	UZ	2000000468	11/17/2012	(74.04)
88900000	CAP Move-Settlement	UZ	2000000468	11/17/2012	(25.78)
88900000	CAP Move-Settlement	UZ	2000000467	11/17/2012	(41.66)
88900000	CAP Move-Settlement	UZ	2000000467	11/17/2012	(108.79)
88900000	CAP Move-Settlement	UZ	2000000467	11/17/2012	(75.47)
88900000	CAP Move-Settlement	UZ	2000000468	11/17/2012	(14.51)
88900000	CAP Move-Settlement	UZ	2000000467	11/17/2012	(7.62)
88900000	CAP Move-Settlement	UZ	2000000468	11/17/2012	(21.89)
88900000	CAP Move-Settlement	UZ	2000000468	11/17/2012	(39.65)
88900000	CAP Move-Settlement	UZ	2000000468	11/17/2012	(57.16)
88900000	CAP Move-Settlement	UZ	2000000467	11/17/2012	(33.46)
88900000	CAP Move-Settlement	UZ	2000000468	11/17/2012	(18.47)
88900000	CAP Move-Settlement	UZ	2000000468	11/17/2012	(48.24)
88900000	CAP Move-Settlement	UZ	2000000468	11/17/2012	(6.43)
88900000	CAP Move-Settlement	UZ	2000000467	11/17/2012	(24.55)
88900000	CAP Move-Settlement	UZ	2000000467	11/17/2012	(8.55)
88900000	CAP Move-Settlement	UZ	2000000468	11/17/2012	(44.46)
88900000	CAP Move-Settlement	UZ	2000000468	11/17/2012	(64.10)
88900000	CAP Move-Settlement	UZ	2000000467	11/17/2012	(179.73)
88900000	CAP Move-Settlement	UZ	2000000467	11/17/2012	(23.97)
88900000	CAP Move-Settlement	UZ	2000000468	11/17/2012	(68.83)
88900000	CAP Move-Settlement	UZ	2000000468	11/17/2012	(124.66)
88900000	CAP Move-Settlement	UZ	2000000467	11/17/2012	(124.66)
88900000	CAP Move-Settlement	UZ	2000000467	11/17/2012	(179.72)
88900000	CAP Move-Settlement	UZ	2000000467	11/17/2012	(68.83)
88900000	CAP Move-Settlement	UZ	2000000467	11/17/2012	(23.97)
88900000	CAP Move-Settlement	UZ	2000000468	11/17/2012	(415.62)
88900000	CAP Move-Settlement	UZ	2000000468	11/17/2012	(2,161.54)

Kentucky American Water Company  
Case No. 2012-00520  
Response to PSC DR1, Item 31

Account	Description	Doc Type	Document Number	Posting Date	Amount
88900000	CAP Move-Settlement	UZ	2000000468	11/17/2012	(3,116.29)
88900000	CAP Move-Settlement	UZ	2000000468	11/17/2012	(1,193.43)
88900000	CAP Move-Settlement	UZ	2000000467	11/17/2012	(101.41)
88900000	CAP Move-Settlement	UZ	2000000467	11/17/2012	(264.79)
88900000	CAP Move-Settlement	UZ	2000000468	11/17/2012	(183.66)
88900000	CAP Move-Settlement	UZ	2000000468	11/17/2012	(35.31)
88900000	CAP Move-Settlement	UZ	2000000467	11/17/2012	(163.61)
88900000	CAP Move-Settlement	UZ	2000000467	11/17/2012	(469.80)
88900000	CAP Move-Settlement	UZ	2000000468	11/17/2012	(850.90)
88900000	CAP Move-Settlement	UZ	2000000468	11/17/2012	(1,226.75)
88900000	CAP Move-Settlement	UZ	2000000467	11/17/2012	(312.55)
88900000	CAP Move-Settlement	UZ	2000000468	11/17/2012	(172.57)
88900000	CAP Move-Settlement	UZ	2000000468	11/17/2012	(450.60)
88900000	CAP Move-Settlement	UZ	2000000468	11/17/2012	(60.10)
88900000	CAP Move-Settlement	UZ	2000000467	11/17/2012	(123.04)
88900000	CAP Move-Settlement	UZ	2000000467	11/17/2012	(177.39)
88900000	CAP Move-Settlement	UZ	2000000468	11/17/2012	(67.94)
88900000	CAP Move-Settlement	UZ	2000000468	11/17/2012	(23.65)
88900000	CAP Move-Settlement	UZ	2000000467	11/17/2012	(125.76)
88900000	CAP Move-Settlement	UZ	2000000468	11/17/2012	(328.39)
88900000	CAP Move-Settlement	UZ	2000000468	11/17/2012	(227.78)
88900000	CAP Move-Settlement	UZ	2000000468	11/17/2012	(43.80)
88900000	CAP Move-Settlement	UZ	2000000467	11/17/2012	(736.24)
88900000	CAP Move-Settlement	UZ	2000000467	11/17/2012	(510.68)
88900000	CAP Move-Settlement	UZ	2000000467	11/17/2012	(281.95)
88900000	CAP Move-Settlement	UZ	2000000468	11/17/2012	(98.19)
88900000	CAP Move-Settlement	UZ	2000000467	11/17/2012	(286.39)
88900000	CAP Move-Settlement	UZ	2000000467	11/17/2012	(109.68)
88900000	CAP Move-Settlement	UZ	2000000468	11/17/2012	(198.64)
88900000	CAP Move-Settlement	UZ	2000000468	11/17/2012	(38.19)
88900000	CAP Move-Settlement	UZ	2000000467	11/17/2012	(491.93)
88900000	CAP Move-Settlement	UZ	2000000467	11/17/2012	(94.59)
88900000	CAP Move-Settlement	UZ	2000000468	11/17/2012	(271.61)
88900000	CAP Move-Settlement	UZ	2000000468	11/17/2012	(709.22)
88900000	CAP Move-Settlement	UZ	2000000467	11/17/2012	(1.47)
88900000	CAP Move-Settlement	UZ	2000000468	11/17/2012	(11.00)
88900000	CAP Move-Settlement	UZ	2000000468	11/17/2012	(4.21)
88900000	CAP Move-Settlement	UZ	2000000468	11/17/2012	(7.63)
88900000	CAP Move-Settlement	UZ	2000000467	11/17/2012	(1,172.33)
88900000	CAP Move-Settlement	UZ	2000000468	11/17/2012	(448.96)
88900000	CAP Move-Settlement	UZ	2000000468	11/17/2012	(813.15)
88900000	CAP Move-Settlement	UZ	2000000468	11/17/2012	(156.35)
88900000	CAP Move-Settlement	UZ	2000000467	11/17/2012	(108.34)
88900000	CAP Move-Settlement	UZ	2000000468	11/17/2012	(75.15)
88900000	CAP Move-Settlement	UZ	2000000468	11/17/2012	(41.50)
88900000	CAP Move-Settlement	UZ	2000000468	11/17/2012	(14.45)
88900000	CAP Move-Settlement	UZ	2000000468	11/17/2012	(92.78)
88900000	CAP Move-Settlement	UZ	2000000468	11/17/2012	(482.53)
88900000	CAP Move-Settlement	UZ	2000000468	11/17/2012	(695.67)
88900000	CAP Move-Settlement	UZ	2000000468	11/17/2012	(266.42)
88900000	CAP Move-Settlement	UZ	2000000467	11/17/2012	(2.33)
88900000	CAP Move-Settlement	UZ	2000000468	11/17/2012	(17.51)
88900000	CAP Move-Settlement	UZ	2000000468	11/17/2012	(6.71)



Kentucky American Water Company  
Case No. 2012-00520  
Response to PSC DR1, Item 31

Account	Description	Doc Type	Document Number	Posting Date	Amount
88900000	CAP Move-Settlement	UZ	2000000468	11/17/2012	(12.14)
88900000	CAP Move-Settlement	UZ	2000000467	11/17/2012	1,947.50
88900000	CAP Move-Settlement	UZ	2000000467	11/17/2012	2,385.00
88900000	CAP Move-Settlement	UZ	2000000467	11/17/2012	(61.21)
88900000	CAP Move-Settlement	UZ	2000000467	11/17/2012	(42.46)
88900000	CAP Move-Settlement	UZ	2000000467	11/17/2012	(23.44)
88900000	CAP Move-Settlement	UZ	2000000468	11/17/2012	(8.16)
88900000	CAP Move-Settlement	UZ	2000000467	11/17/2012	(17.23)
88900000	CAP Move-Settlement	UZ	2000000468	11/17/2012	(3.31)
88900000	CAP Move-Settlement	UZ	2000000468	11/17/2012	(24.85)
88900000	CAP Move-Settlement	UZ	2000000468	11/17/2012	(9.52)
88900000	CAP Move-Settlement	UZ	2000000467	11/17/2012	(8.73)
88900000	CAP Move-Settlement	UZ	2000000467	11/17/2012	(25.06)
88900000	CAP Move-Settlement	UZ	2000000468	11/17/2012	(65.44)
88900000	CAP Move-Settlement	UZ	2000000468	11/17/2012	(45.39)
88900000	CAP Move-Settlement	UZ	2000000467	11/17/2012	(124.66)
88900000	CAP Move-Settlement	UZ	2000000467	11/17/2012	(68.83)
88900000	CAP Move-Settlement	UZ	2000000467	11/17/2012	(179.73)
88900000	CAP Move-Settlement	UZ	2000000467	11/17/2012	(23.97)
88900000	CAP Move-Settlement	UZ	2000000467	11/17/2012	(13.99)
88900000	CAP Move-Settlement	UZ	2000000468	11/17/2012	(104.90)
88900000	CAP Move-Settlement	UZ	2000000468	11/17/2012	(40.17)
88900000	CAP Move-Settlement	UZ	2000000468	11/17/2012	(72.77)
88900000	CAP Move-Settlement	UZ	2000000467	11/17/2012	(141.23)
88900000	CAP Move-Settlement	UZ	2000000468	11/17/2012	(255.80)
88900000	CAP Move-Settlement	UZ	2000000468	11/17/2012	(49.18)
88900000	CAP Move-Settlement	UZ	2000000468	11/17/2012	(368.79)
88900000	CAP Move-Settlement	UZ	2000000467	11/17/2012	(41.50)
88900000	CAP Move-Settlement	UZ	2000000467	11/17/2012	(75.15)
88900000	CAP Move-Settlement	UZ	2000000467	11/17/2012	(108.34)
88900000	CAP Move-Settlement	UZ	2000000468	11/17/2012	(14.45)
51510000	Purchased Power	ZF	5000002920	11/18/2012	6,380.62
51510000	Purchased Power	ZF	5000002920	11/18/2012	870.08
68520100	Tax Discounts	ZF	5000002920	11/18/2012	(1,500.00)
68520100	Tax Discounts	ZF	5000002920	11/18/2012	(0.18)
40111000	Res Sales Billed	ZA	9400001351	11/19/2012	(4.92)
40111000	Res Sales Billed	ZA	9400001351	11/19/2012	(7.54)
40111000	Res Sales Billed	ZA	9400001351	11/19/2012	(156,860.88)
40121000	Com Sales Billed	ZA	9400001351	11/19/2012	(1,187.50)
40121000	Com Sales Billed	ZA	9400001351	11/19/2012	(155,542.80)
40131000	Ind Sales Billed	ZA	9400001351	11/19/2012	(483.06)
40145000	Priv Fire Billed	ZA	9400001351	11/19/2012	(16,686.31)
40151000	Publ Auth Billed	ZA	9400001351	11/19/2012	(23,263.65)
40171000	Misc Sales Billed	ZA	9400001351	11/19/2012	(267.50)
40211000	Dom WW Svc Billed	ZA	9400001351	11/19/2012	(17.27)
40310400	OthRev-NSF Ck Chrg	ZA	9400001351	11/19/2012	(36.00)
40310500	OthRev-Appl/InitFee	ZA	9400001351	11/19/2012	26.00
40310500	OthRev-Appl/InitFee	ZA	9400001351	11/19/2012	(78.00)
40310500	OthRev-Appl/InitFee	ZA	9400001351	11/19/2012	(1,950.00)
40310700	OthRev-Reconnct Fee	ZA	9400001351	11/19/2012	(494.00)
52000000	M&S Expense (O&M)	KR	5000003138	11/19/2012	2,208.78
52000000	M&S Expense (O&M)	KR	5000003138	11/19/2012	1,211.69
52500000	Misc Expense (O&M)	KR	5000003137	11/19/2012	259.06

Kentucky American Water Company  
Case No. 2012-00520  
Response to PSC DR1, Item 31

Account	Description	Doc Type	Document Number	Posting Date	Amount
52500000	Misc Expense (O&M)	KR	5000003139	11/19/2012	228.70
52500000	Misc Expense (O&M)	KR	5000003140	11/19/2012	78.44
52514905	Cust Edu Comm-Printd	KR	5000003147	11/19/2012	185.50
52514905	Cust Edu Comm-Printd	KR	5000003147	11/19/2012	185.50
52527000	Directors Fees	ZF	5000003062	11/19/2012	3,333.00
52532000	Electricity	ZN	5000003143	11/19/2012	35.44
52534000	Employee Expenses	ZI	9000001203	11/19/2012	203.02
52534000	Employee Expenses	ZI	9000001230	11/19/2012	360.68
52535000	Meals Deductible	ZI	9000001200	11/19/2012	17.63
52535000	Meals Deductible	ZI	9000001201	11/19/2012	3.99
52535000	Meals Deductible	ZI	9000001202	11/19/2012	25.84
52535000	Meals Deductible	ZI	9000001204	11/19/2012	9.14
52535000	Meals Deductible	ZI	9000001229	11/19/2012	7.68
52549000	Injuries and Damages	ZF	5000003084	11/19/2012	10,335.00
52586000	PO Small Differences	RE	5000003160	11/19/2012	(18.02)
53110000	Contr Svc-Eng	KR	5000003131	11/19/2012	3,040.58
53110000	Contr Svc-Eng	UZ	2000000469	11/19/2012	(3,040.58)
53150000	Contr Svc-Other	WE	5000003136	11/19/2012	7,000.00
53150000	Contr Svc-Other	KR	5000003141	11/19/2012	639.90
53150000	Contr Svc-Other	KR	5000003145	11/19/2012	951.88
53150000	Contr Svc-Other	KR	5000003150	11/19/2012	50.14
53150000	Contr Svc-Other	WE	5000003395	11/19/2012	(7,000.00)
53150000	Contr Svc-Other	WE	5000003397	11/19/2012	7,000.00
53150000	Contr Svc-Other	UZ	2000000469	11/19/2012	(7,000.00)
53150000	Contr Svc-Other	UZ	2000000469	11/19/2012	(14,903.49)
53150000	Contr Svc-Other	UZ	2000000469	11/19/2012	16,935.66
53150000	Contr Svc-Other	UZ	2000000471	11/19/2012	506.19
53150000	Contr Svc-Other	UZ	2000000471	11/19/2012	1,353.42
53150000	Contr Svc-Other	UZ	2000000471	11/19/2012	2,703.84
53150000	Contr Svc-Other	UZ	2000000471	11/19/2012	23.22
53150000	Contr Svc-Other	UZ	2000000471	11/19/2012	10,485.06
53155000	Contr Svc-Legal	ZF	5000003151	11/19/2012	379.00
53155000	Contr Svc-Legal	ZF	5000003152	11/19/2012	11,124.40
53155000	Contr Svc-Legal	ZF	5000003153	11/19/2012	11,667.50
53155000	Contr Svc-Legal	ZF	5000003154	11/19/2012	1,102.20
53155000	Contr Svc-Legal	ZF	5000003155	11/19/2012	6,100.60
53155000	Contr Svc-Legal	ZF	5000003156	11/19/2012	16,339.90
53155000	Contr Svc-Legal	ZF	5000003157	11/19/2012	198.00
53155000	Contr Svc-Legal	ZF	5000003158	11/19/2012	63,727.41
53155000	Contr Svc-Legal	UZ	2000000473	11/19/2012	(27,464.30)
55000000	Transportation (O&M)	KR	5000003142	11/19/2012	396.65
55000000	Transportation (O&M)	KR	5000003144	11/19/2012	668.68
57010000	Uncoll Accts Exp	ZA	9400001351	11/19/2012	(555.08)
88107000	CAP Move-CWIP	UZ	2000000470	11/19/2012	7,000.00
88107000	CAP Move-CWIP	UZ	2000000470	11/19/2012	14,903.49
88107000	CAP Move-CWIP	UZ	2000000470	11/19/2012	(16,935.66)
88107000	CAP Move-CWIP	UZ	2000000472	11/19/2012	(506.19)
88107000	CAP Move-CWIP	UZ	2000000472	11/19/2012	(1,353.42)
88107000	CAP Move-CWIP	UZ	2000000470	11/19/2012	3,040.58
88107000	CAP Move-CWIP	UZ	2000000474	11/19/2012	27,464.30
88107000	CAP Move-CWIP	UZ	2000000472	11/19/2012	(2,352.34)
88107000	CAP Move-CWIP	UZ	2000000472	11/19/2012	(20.20)
88107000	CAP Move-CWIP	UZ	2000000472	11/19/2012	(10,485.06)

Kentucky American Water Company  
Case No. 2012-00520  
Response to PSC DR1, Item 31

Account	Description	Doc Type	Document Number	Posting Date	Amount
88257100	CAP Move-RWIP	UZ	2000000472	11/19/2012	(351.50)
88257100	CAP Move-RWIP	UZ	2000000472	11/19/2012	(3.02)
88900000	CAP Move-Settlement	UZ	2000000470	11/19/2012	(7,000.00)
88900000	CAP Move-Settlement	UZ	2000000470	11/19/2012	(14,903.49)
88900000	CAP Move-Settlement	UZ	2000000470	11/19/2012	16,935.66
88900000	CAP Move-Settlement	UZ	2000000472	11/19/2012	506.19
88900000	CAP Move-Settlement	UZ	2000000472	11/19/2012	1,353.42
88900000	CAP Move-Settlement	UZ	2000000470	11/19/2012	(3,040.58)
88900000	CAP Move-Settlement	UZ	2000000474	11/19/2012	(27,464.30)
88900000	CAP Move-Settlement	UZ	2000000472	11/19/2012	2,703.84
88900000	CAP Move-Settlement	UZ	2000000472	11/19/2012	23.22
88900000	CAP Move-Settlement	UZ	2000000472	11/19/2012	10,485.06
40111000	Res Sales Billed	ZA	9400001353	11/20/2012	(71.20)
40111000	Res Sales Billed	ZA	9400001353	11/20/2012	(11,048.25)
40111000	Res Sales Billed	ZA	9400001353	11/20/2012	(188,268.43)
40121000	Com Sales Billed	ZA	9400001353	11/20/2012	(1,214.88)
40121000	Com Sales Billed	ZA	9400001353	11/20/2012	(78,295.93)
40131000	Ind Sales Billed	ZA	9400001353	11/20/2012	(138.38)
40131000	Ind Sales Billed	ZA	9400001353	11/20/2012	(110.01)
40145000	Priv Fire Billed	ZA	9400001353	11/20/2012	(3,529.47)
40151000	Publ Auth Billed	ZA	9400001353	11/20/2012	63.86
40161000	Sls/Rsle Billed	ZA	9400001353	11/20/2012	(76.07)
40171000	Misc Sales Billed	ZA	9400001353	11/20/2012	(20.60)
40211000	Dom WW Svc Billed	ZA	9400001353	11/20/2012	(1,705.65)
40221000	Com WW Svc Billed	ZA	9400001353	11/20/2012	(341.05)
40231000	Ind WW Svc Billed	ZA	9400001353	11/20/2012	(29.83)
40310400	OthRev-NSF Ck Chrg	ZA	9400001353	11/20/2012	(60.00)
40310500	OthRev-Appl/InitFee	ZA	9400001353	11/20/2012	(832.00)
40310500	OthRev-Appl/InitFee	ZA	9400001353	11/20/2012	(1,040.00)
40310700	OthRev-Reconnct Fee	ZA	9400001353	11/20/2012	(676.00)
40310700	OthRev-Reconnct Fee	ZA	9400001353	11/20/2012	(26.00)
50452000	Emp Physical Exams	KR	5000003167	11/20/2012	56.35
50457000	Training	ZI	9000001504	11/20/2012	50.86
51510000	Purchased Power	ZN	5000003164	11/20/2012	67.86
51510000	Purchased Power	ZN	5000003164	11/20/2012	43.15
51510000	Purchased Power	ZN	5000003164	11/20/2012	19.39
52500000	Misc Expense (O&M)	WE	5000003161	11/20/2012	18,272.28
52500000	Misc Expense (O&M)	WE	5000003170	11/20/2012	5,325.90
52500000	Misc Expense (O&M)	UZ	2000000476	11/20/2012	(18,272.28)
52500000	Misc Expense (O&M)	UZ	2000000478	11/20/2012	(5,325.90)
52510000	Bank Svc Charges	KR	5000003163	11/20/2012	7,530.19
52520000	Collection Agencies	KR	5000003168	11/20/2012	301.85
52532000	Electricity	ZN	5000003164	11/20/2012	18.66
52532000	Electricity	ZN	5000003164	11/20/2012	192.31
52532000	Electricity	ZN	5000003164	11/20/2012	29.91
52532000	Electricity	ZN	5000003164	11/20/2012	36.17
52532000	Electricity	ZN	5000003164	11/20/2012	62.19
52532000	Electricity	ZN	5000003164	11/20/2012	20.32
52535000	Meals Deductible	ZF	5000003166	11/20/2012	60.00
52548000	Heating Oil/Gas	ZN	5000003164	11/20/2012	8.98
52574100	Cell Phone	ZI	9000001420	11/20/2012	200.00
52574100	Cell Phone	ZC	9400001352	11/20/2012	214.21
53150000	Contr Svc-Other	WE	5000003162	11/20/2012	10,000.00

## Kentucky American Water Company

Case No. 2012-00520

Response to PSC DR1, Item 31

Account	Description	Doc Type	Document Number	Posting Date	Amount
53150000	Contr Svc-Other	WE	5000003169	11/20/2012	1,250.00
53150000	Contr Svc-Other	KR	5000003173	11/20/2012	3,221.30
53150000	Contr Svc-Other	UZ	2000000478	11/20/2012	(1,250.00)
57010000	Uncoll Accts Exp	ZA	9400001353	11/20/2012	(838.49)
72802100	CIAC Rcpt Non-SrvClr	DR	4000003936	11/20/2012	(817.00)
72802100	CIAC Rcpt Non-SrvClr	DR	4000003941	11/20/2012	(4,085.00)
72802100	CIAC Rcpt Non-SrvClr	DR	4000003946	11/20/2012	(817.00)
72802100	CIAC Rcpt Non-SrvClr	DR	4000003949	11/20/2012	(817.00)
88107000	CAP Move-CWIP	UZ	2000000479	11/20/2012	975.00
88107000	CAP Move-CWIP	UZ	2000000475	11/20/2012	18,089.56
88107000	CAP Move-CWIP	UZ	2000000479	11/20/2012	4,793.31
88257100	CAP Move-RWIP	UZ	2000000479	11/20/2012	275.00
88257100	CAP Move-RWIP	UZ	2000000475	11/20/2012	182.72
88257100	CAP Move-RWIP	UZ	2000000479	11/20/2012	532.59
88900000	CAP Move-Settlement	UZ	2000000479	11/20/2012	(1,250.00)
88900000	CAP Move-Settlement	UZ	2000000475	11/20/2012	(18,272.28)
88900000	CAP Move-Settlement	UZ	2000000479	11/20/2012	(5,325.90)
40111000	Res Sales Billed	ZA	9400001354	11/21/2012	(20.83)
40111000	Res Sales Billed	ZA	9400001354	11/21/2012	(8.13)
40111000	Res Sales Billed	ZA	9400001354	11/21/2012	(6.66)
40111000	Res Sales Billed	ZA	9400001354	11/21/2012	(246,451.30)
40121000	Com Sales Billed	ZA	9400001354	11/21/2012	(145,275.12)
40145000	Priv Fire Billed	ZA	9400001354	11/21/2012	(7,289.65)
40151000	Publ Auth Billed	ZA	9400001354	11/21/2012	(7,389.59)
40171000	Misc Sales Billed	ZA	9400001354	11/21/2012	(1,945.75)
40211000	Dom WW Svc Billed	ZA	9400001354	11/21/2012	(20.75)
40310400	OthRev-NSF Ck Chrg	ZA	9400001354	11/21/2012	(48.00)
40310500	OthRev-Appl/InitFee	ZA	9400001354	11/21/2012	(26.00)
40310500	OthRev-Appl/InitFee	ZA	9400001354	11/21/2012	(3,302.00)
40310700	OthRev-Reconnct Fee	ZA	9400001354	11/21/2012	(936.00)
50510000	PBOP Expense	SA	100001854	11/21/2012	(4,197.00)
50510000	PBOP Expense	SA	100001925	11/21/2012	(359.60)
52000000	M&S Expense (O&M)	KR	5000003183	11/21/2012	977.13
52000000	M&S Expense (O&M)	KR	5000003184	11/21/2012	1,068.37
52000000	M&S Expense (O&M)	KR	5000003193	11/21/2012	165.55
52000000	M&S Expense (O&M)	KR	5000003200	11/21/2012	2.47
52000000	M&S Expense (O&M)	KR	5000003207	11/21/2012	49.61
52000000	M&S Expense (O&M)	ZI	9000001231	11/21/2012	6.33
52000000	M&S Expense (O&M)	ZI	9000001469	11/21/2012	47.64
52000000	M&S Expense (O&M)	ZI	9000001509	11/21/2012	386.79
52000000	M&S Expense (O&M)	ZI	9000001511	11/21/2012	227.86
52500000	Misc Expense (O&M)	RE	5000003199	11/21/2012	(301.47)
52500000	Misc Expense (O&M)	UZ	2000000487	11/21/2012	301.47
52514905	Cust Edu Comm-Printd	KR	5000003209	11/21/2012	715.42
52532000	Electricity	ZN	5000003210	11/21/2012	31.56
52534000	Employee Expenses	ZI	9000001283	11/21/2012	20.00
52534000	Employee Expenses	ZI	9000001302	11/21/2012	27.00
52534000	Employee Expenses	ZI	9000001363	11/21/2012	258.38
52535000	Meals Deductible	ZI	9000001324	11/21/2012	5.50
52535000	Meals Deductible	ZI	9000001339	11/21/2012	57.16
52535000	Meals Deductible	ZI	9000001482	11/21/2012	5.18
52535000	Meals Deductible	ZI	9000001520	11/21/2012	83.21
52550000	Janitorial	KR	5000003187	11/21/2012	1,325.00

## Kentucky American Water Company

Case No. 2012-00520

Response to PSC DR1, Item 31

Account	Description	Doc Type	Document Number	Posting Date	Amount
52550000	Janitorial	ZI	9000001470	11/21/2012	30.48
52550000	Janitorial	ZI	9000001483	11/21/2012	4.27
52554500	Lab Supplies	ZI	9000001510	11/21/2012	740.19
52562000	Office Supplies	KR	5000003186	11/21/2012	228.22
52562000	Office Supplies	KR	5000003189	11/21/2012	54.47
52571100	Add'l Security Costs	KR	5000003188	11/21/2012	1,008.75
52582000	Uniforms	ZI	9000001483	11/21/2012	29.60
52582000	Uniforms	ZI	9000001483	11/21/2012	21.25
52582000	Uniforms	ZI	9000001483	11/21/2012	4.81
52582000	Uniforms	ZI	9000001523	11/21/2012	163.67
52582000	Uniforms	ZI	9000001524	11/21/2012	39.28
52583000	Water & WW	KR	5000003194	11/21/2012	106.74
53150000	Contr Svc-Other	WE	5000003176	11/21/2012	146.28
53150000	Contr Svc-Other	WE	5000003177	11/21/2012	249.00
53150000	Contr Svc-Other	WE	5000003178	11/21/2012	360.00
53150000	Contr Svc-Other	KR	5000003185	11/21/2012	1,060.00
53150000	Contr Svc-Other	KR	5000003187	11/21/2012	1,017.60
53150000	Contr Svc-Other	KR	5000003195	11/21/2012	45.82
53150000	Contr Svc-Other	KR	5000003196	11/21/2012	413.40
53150000	Contr Svc-Other	KR	5000003201	11/21/2012	113.79
53150000	Contr Svc-Other	KR	5000003202	11/21/2012	105.67
53150000	Contr Svc-Other	KR	5000003203	11/21/2012	101.76
53150000	Contr Svc-Other	KR	5000003204	11/21/2012	106.67
53150000	Contr Svc-Other	KR	5000003205	11/21/2012	105.85
53150000	Contr Svc-Other	KR	5000003206	11/21/2012	111.94
53150000	Contr Svc-Other	UZ	2000000485	11/21/2012	(413.40)
53150000	Contr Svc-Other	UZ	2000000480	11/21/2012	(146.28)
53150000	Contr Svc-Other	UZ	2000000480	11/21/2012	(360.00)
53150000	Contr Svc-Other	UZ	2000000480	11/21/2012	(249.00)
53151000	Contr Svc-Temp EE	RV	4500000003	11/21/2012	(451.50)
53151000	Contr Svc-Temp EE	KR	5000003179	11/21/2012	729.28
53151000	Contr Svc-Temp EE	KR	5000003179	11/21/2012	661.44
53151000	Contr Svc-Temp EE	KR	5000003180	11/21/2012	729.28
53151000	Contr Svc-Temp EE	KR	5000003181	11/21/2012	911.60
53151000	Contr Svc-Temp EE	KR	5000003182	11/21/2012	727.46
57010000	Uncoll Accts Exp	ZA	9400001354	11/21/2012	32.46
57010000	Uncoll Accts Exp	ZA	9400001354	11/21/2012	(217.26)
72801100	Adv Rcpt Non-Srv Clr	ZF	5000003191	11/21/2012	(15,219.97)
72801100	Adv Rcpt Non-Srv Clr	UZ	2000000480	11/21/2012	15,219.97
72802100	CIAC Rcpt Non-SrvClr	ZF	5000003190	11/21/2012	6,908.32
72802100	CIAC Rcpt Non-SrvClr	UZ	2000000480	11/21/2012	(6,908.32)
88106000	CAP Move-CCNC	UN	2000000484	11/21/2012	4.01
88106000	CAP Move-CCNC	UN	2000000484	11/21/2012	72.19
88106000	CAP Move-CCNC	UN	2000000484	11/21/2012	4.01
88106000	CAP Move-CCNC	UN	2000000484	11/21/2012	8,296.60
88106000	CAP Move-CCNC	UN	2000000484	11/21/2012	(106.30)
88106000	CAP Move-CCNC	UN	2000000484	11/21/2012	(10.13)
88106000	CAP Move-CCNC	UN	2000000484	11/21/2012	(354.33)
88106000	CAP Move-CCNC	UN	2000000484	11/21/2012	(25.31)
88106000	CAP Move-CCNC	UN	2000000484	11/21/2012	(10.12)
88106000	CAP Move-CCNC	UN	2000000484	11/21/2012	(67.67)
88106000	CAP Move-CCNC	UN	2000000484	11/21/2012	(13.53)
88106000	CAP Move-CCNC	UN	2000000484	11/21/2012	(175.94)

## Kentucky American Water Company

Case No. 2012-00520

Response to PSC DR1, Item 31

Account	Description	Doc Type	Document Number	Posting Date	Amount
88106000	CAP Move-CCNC	UN	2000000484	11/21/2012	(13.55)
88106000	CAP Move-CCNC	UN	2000000484	11/21/2012	(1,082.73)
88106000	CAP Move-CCNC	UN	2000000484	11/21/2012	195.05
88106000	CAP Move-CCNC	UN	2000000484	11/21/2012	195.05
88106000	CAP Move-CCNC	UN	2000000484	11/21/2012	195.07
88106000	CAP Move-CCNC	UN	2000000484	11/21/2012	2,711.06
88106000	CAP Move-CCNC	UN	2000000484	11/21/2012	114.51
88106000	CAP Move-CCNC	UN	2000000484	11/21/2012	343.56
88106000	CAP Move-CCNC	UN	2000000484	11/21/2012	114.52
88106000	CAP Move-CCNC	UN	2000000484	11/21/2012	114.52
88106000	CAP Move-CCNC	UN	2000000484	11/21/2012	270.50
88106000	CAP Move-CCNC	UN	2000000484	11/21/2012	241.91
88106000	CAP Move-CCNC	UN	2000000484	11/21/2012	241.91
88106000	CAP Move-CCNC	UN	2000000484	11/21/2012	241.91
88106000	CAP Move-CCNC	UN	2000000484	11/21/2012	224.54
88106000	CAP Move-CCNC	UN	2000000484	11/21/2012	224.54
88106000	CAP Move-CCNC	UN	2000000484	11/21/2012	224.54
88106000	CAP Move-CCNC	UN	2000000484	11/21/2012	449.06
88106000	CAP Move-CCNC	UN	2000000484	11/21/2012	210.96
88106000	CAP Move-CCNC	UN	2000000484	11/21/2012	210.97
88106000	CAP Move-CCNC	UN	2000000484	11/21/2012	210.97
88106000	CAP Move-CCNC	UN	2000000484	11/21/2012	227.27
88106000	CAP Move-CCNC	UN	2000000484	11/21/2012	227.27
88106000	CAP Move-CCNC	UN	2000000484	11/21/2012	227.24
88106000	CAP Move-CCNC	UN	2000000484	11/21/2012	681.81
88106000	CAP Move-CCNC	UN	2000000484	11/21/2012	21.15
88106000	CAP Move-CCNC	UN	2000000484	11/21/2012	(49.18)
88106000	CAP Move-CCNC	UN	2000000484	11/21/2012	(49.17)
88106000	CAP Move-CCNC	UN	2000000484	11/21/2012	(20.20)
88106000	CAP Move-CCNC	UN	2000000484	11/21/2012	239.44
88106000	CAP Move-CCNC	UN	2000000484	11/21/2012	4,270.75
88106000	CAP Move-CCNC	UN	2000000484	11/21/2012	3,475.17
88106000	CAP Move-CCNC	UN	2000000484	11/21/2012	146.28
88106000	CAP Move-CCNC	UN	2000000484	11/21/2012	360.00
88106000	CAP Move-CCNC	UN	2000000484	11/21/2012	249.00
88106000	CAP Move-CCNC	UN	2000000484	11/21/2012	231.83
88106000	CAP Move-CCNC	UN	2000000484	11/21/2012	239.44
88106000	CAP Move-CCNC	UN	2000000484	11/21/2012	975.00
88107000	CAP Move-CWIP	UN	2000000484	11/21/2012	(80.21)
88107000	CAP Move-CWIP	UN	2000000484	11/21/2012	(8,296.60)
88107000	CAP Move-CWIP	UN	2000000484	11/21/2012	506.19
88107000	CAP Move-CWIP	UN	2000000484	11/21/2012	1,353.42
88107000	CAP Move-CWIP	UN	2000000484	11/21/2012	(585.17)
88107000	CAP Move-CWIP	UN	2000000484	11/21/2012	(2,711.06)
88107000	CAP Move-CWIP	UZ	2000000486	11/21/2012	413.40
88107000	CAP Move-CWIP	UN	2000000484	11/21/2012	(687.11)
88107000	CAP Move-CWIP	UN	2000000484	11/21/2012	(270.50)
88107000	CAP Move-CWIP	UN	2000000484	11/21/2012	(725.73)
88107000	CAP Move-CWIP	UN	2000000484	11/21/2012	(1,122.68)
88107000	CAP Move-CWIP	UN	2000000484	11/21/2012	(632.90)
88107000	CAP Move-CWIP	UN	2000000484	11/21/2012	(1,363.59)
88107000	CAP Move-CWIP	UN	2000000484	11/21/2012	(21.15)
88107000	CAP Move-CWIP	UN	2000000484	11/21/2012	98.35

## Kentucky American Water Company

Case No. 2012-00520

Response to PSC DR1, Item 31

Account	Description	Doc Type	Document Number	Posting Date	Amount
88107000	CAP Move-CWIP	UN	2000000484	11/21/2012	20.20
88107000	CAP Move-CWIP	UN	2000000484	11/21/2012	(239.44)
88107000	CAP Move-CWIP	UN	2000000484	11/21/2012	(4,270.75)
88107000	CAP Move-CWIP	UN	2000000484	11/21/2012	(3,475.17)
88107000	CAP Move-CWIP	UZ	2000000481	11/21/2012	146.28
88107000	CAP Move-CWIP	UN	2000000484	11/21/2012	(146.28)
88107000	CAP Move-CWIP	UZ	2000000481	11/21/2012	360.00
88107000	CAP Move-CWIP	UN	2000000484	11/21/2012	(360.00)
88107000	CAP Move-CWIP	UZ	2000000481	11/21/2012	249.00
88107000	CAP Move-CWIP	UN	2000000484	11/21/2012	(249.00)
88107000	CAP Move-CWIP	UN	2000000484	11/21/2012	(231.83)
88107000	CAP Move-CWIP	UN	2000000484	11/21/2012	(239.44)
88107000	CAP Move-CWIP	UN	2000000484	11/21/2012	(975.00)
88107000	CAP Move-CWIP	UZ	2000000488	11/21/2012	(271.32)
88252100	CAP Move-ADV NT	UN	2000000484	11/21/2012	(15,219.97)
88252170	CAP Move-ADV NT WIP	UZ	2000000481	11/21/2012	(15,219.97)
88252170	CAP Move-ADV NT WIP	UN	2000000484	11/21/2012	15,219.97
88257100	CAP Move-RWIP	UZ	2000000488	11/21/2012	(30.15)
88271100	CAP Move-CIAC NT	UN	2000000484	11/21/2012	2,789.90
88271100	CAP Move-CIAC NT	UN	2000000484	11/21/2012	4,118.42
88271100	CAP Move-CIAC NT	UN	2000000484	11/21/2012	(29,412.00)
88271100	CAP Move-CIAC NT	UN	2000000484	11/21/2012	(1,204.00)
88271170	CAP Move-CIAC NT WIP	UZ	2000000481	11/21/2012	6,908.32
88271170	CAP Move-CIAC NT WIP	UN	2000000484	11/21/2012	(6,908.32)
88271170	CAP Move-CIAC NT WIP	UN	2000000484	11/21/2012	29,412.00
88271170	CAP Move-CIAC NT WIP	UN	2000000484	11/21/2012	1,204.00
88900000	CAP Move-Settlement	UZ	2000000481	11/21/2012	15,219.97
88900000	CAP Move-Settlement	UZ	2000000481	11/21/2012	(6,908.32)
88900000	CAP Move-Settlement	UZ	2000000486	11/21/2012	(413.40)
88900000	CAP Move-Settlement	UZ	2000000481	11/21/2012	(146.28)
88900000	CAP Move-Settlement	UZ	2000000481	11/21/2012	(360.00)
88900000	CAP Move-Settlement	UZ	2000000481	11/21/2012	(249.00)
88900000	CAP Move-Settlement	UZ	2000000488	11/21/2012	301.47
72802100	CIAC Rcpt Non-SrvClr	UZ	2000000489	11/22/2012	6,536.00
88271170	CAP Move-CIAC NT WIP	UZ	2000000490	11/22/2012	(6,536.00)
88900000	CAP Move-Settlement	UZ	2000000490	11/22/2012	6,536.00
53150000	Contr Svc-Other	ZI	9000001410	11/23/2012	103.85
53150000	Contr Svc-Other	ZI	9000001463	11/23/2012	104.60
53150000	Contr Svc-Other	ZI	9000001473	11/23/2012	784.65
68520100	Tax Discounts	ZU	2000000464	11/23/2012	(7.12)
52000000	M&S Expense (O&M)	ZI	9000001318	11/25/2012	232.52
52000000	M&S Expense (O&M)	ZI	9000001392	11/25/2012	12.06
52000000	M&S Expense (O&M)	ZI	9000001393	11/25/2012	47.63
52000000	M&S Expense (O&M)	ZI	9000001494	11/25/2012	59.36
52500000	Misc Expense (O&M)	ZI	9000001178	11/25/2012	21.19
52500000	Misc Expense (O&M)	ZI	9000001179	11/25/2012	19.08
52500000	Misc Expense (O&M)	ZI	9000001218	11/25/2012	31.96
52500000	Misc Expense (O&M)	ZI	9000001322	11/25/2012	170.66
52500000	Misc Expense (O&M)	ZI	9000001448	11/25/2012	16.77
52535000	Meals Deductible	ZI	9000001328	11/25/2012	22.48
52535000	Meals Deductible	ZI	9000001356	11/25/2012	9.95
52535000	Meals Deductible	ZI	9000001423	11/25/2012	18.61
52535000	Meals Deductible	ZI	9000001443	11/25/2012	6.55

## Kentucky American Water Company

Case No. 2012-00520

Response to PSC DR1, Item 31

Account	Description	Doc Type	Document Number	Posting Date	Amount
52535000	Meals Deductible	ZI	9000001444	11/25/2012	12.61
52535000	Meals Deductible	ZI	9000001445	11/25/2012	15.14
52582000	Uniforms	ZI	9000001395	11/25/2012	111.30
55000000	Transportation (O&M)	ZI	9000001310	11/25/2012	4.23
55000000	Transportation (O&M)	ZI	9000001329	11/25/2012	30.05
55000000	Transportation (O&M)	ZI	9000001399	11/25/2012	(12.72)
55000000	Transportation (O&M)	ZI	9000001400	11/25/2012	179.13
55000000	Transportation (O&M)	ZI	9000001416	11/25/2012	16.03
55000000	Transportation (O&M)	ZI	9000001516	11/25/2012	15.55
40111000	Res Sales Billed	ZA	9400001392	11/26/2012	(5.64)
40111000	Res Sales Billed	ZA	9400001392	11/26/2012	(33.23)
40111000	Res Sales Billed	ZA	9400001392	11/26/2012	(190,765.91)
40121000	Com Sales Billed	ZA	9400001392	11/26/2012	(93,644.07)
40131000	Ind Sales Billed	ZA	9400001392	11/26/2012	(3,167.82)
40145000	Priv Fire Billed	ZA	9400001392	11/26/2012	(8,487.55)
40151000	Publ Auth Billed	ZA	9400001392	11/26/2012	(32,637.64)
40211000	Dom WW Svc Billed	ZA	9400001392	11/26/2012	(10.94)
40310400	OthRev-NSF Ck Chrg	ZA	9400001392	11/26/2012	12.00
40310400	OthRev-NSF Ck Chrg	ZA	9400001392	11/26/2012	(48.00)
40310500	OthRev-Appl/InitFee	ZA	9400001392	11/26/2012	(104.00)
40310500	OthRev-Appl/InitFee	ZA	9400001392	11/26/2012	(2,392.00)
40310700	OthRev-Reconnct Fee	ZA	9400001392	11/26/2012	(962.00)
50450000	Other Welfare	SA	100001865	11/26/2012	450.00
50452000	Emp Physical Exams	KR	5000003224	11/26/2012	161.35
50457000	Training	ZI	9000001222	11/26/2012	82.60
52000000	M&S Expense (O&M)	KR	5000003234	11/26/2012	78,677.17
52000000	M&S Expense (O&M)	WA	5000003235	11/26/2012	5.78
52000000	M&S Expense (O&M)	WA	5000003235	11/26/2012	7.10
52000000	M&S Expense (O&M)	WA	5000003235	11/26/2012	27.30
52000000	M&S Expense (O&M)	WA	5000003235	11/26/2012	40.76
52000000	M&S Expense (O&M)	WA	5000003235	11/26/2012	8.76
52000000	M&S Expense (O&M)	WA	5000003236	11/26/2012	23.70
52000000	M&S Expense (O&M)	WA	5000003236	11/26/2012	32.72
52000000	M&S Expense (O&M)	WA	5000003236	11/26/2012	46.36
52000000	M&S Expense (O&M)	WA	5000003237	11/26/2012	8.07
52000000	M&S Expense (O&M)	WA	5000003237	11/26/2012	58.99
52000000	M&S Expense (O&M)	WA	5000003237	11/26/2012	27.30
52000000	M&S Expense (O&M)	WA	5000003237	11/26/2012	40.76
52000000	M&S Expense (O&M)	WA	5000003237	11/26/2012	8.76
52000000	M&S Expense (O&M)	KR	5000003238	11/26/2012	28,441.28
52000000	M&S Expense (O&M)	ZI	9000001173	11/26/2012	298.73
52000000	M&S Expense (O&M)	ZI	9000001212	11/26/2012	25.41
52000000	M&S Expense (O&M)	ZI	9000001240	11/26/2012	14.69
52000000	M&S Expense (O&M)	ZI	9000001256	11/26/2012	155.84
52000000	M&S Expense (O&M)	ZI	9000001344	11/26/2012	63.56
52000000	M&S Expense (O&M)	ZI	9000001355	11/26/2012	32.27
52000000	M&S Expense (O&M)	ZI	9000001384	11/26/2012	1,009.67
52000000	M&S Expense (O&M)	ZI	9000001440	11/26/2012	6.27
52000000	M&S Expense (O&M)	ZI	9000001452	11/26/2012	39.61
52000000	M&S Expense (O&M)	ZI	9000001464	11/26/2012	19.08
52000000	M&S Expense (O&M)	ZI	9000001488	11/26/2012	146.62
52500000	Misc Expense (O&M)	SA	100001862	11/26/2012	(0.01)
52500000	Misc Expense (O&M)	SX	100001863	11/26/2012	219.74



Kentucky American Water Company  
Case No. 2012-00520  
Response to PSC DR1, Item 31

Account	Description	Doc Type	Document Number	Posting Date	Amount
52500000	Misc Expense (O&M)	KR	5000003216	11/26/2012	19.02
52500000	Misc Expense (O&M)	WE	5000003226	11/26/2012	16,006.00
52500000	Misc Expense (O&M)	ZI	9000001211	11/26/2012	10.58
52500000	Misc Expense (O&M)	ZI	9000001257	11/26/2012	(40.30)
52500000	Misc Expense (O&M)	ZI	9000001258	11/26/2012	40.30
52500000	Misc Expense (O&M)	ZI	9000001259	11/26/2012	40.28
52500000	Misc Expense (O&M)	UZ	2000000491	11/26/2012	(16,006.00)
52534000	Employee Expenses	ZI	9000001238	11/26/2012	25.00
52534000	Employee Expenses	ZI	9000001281	11/26/2012	20.00
52534000	Employee Expenses	ZI	9000001298	11/26/2012	27.00
52534000	Employee Expenses	ZI	9000001301	11/26/2012	322.00
52534000	Employee Expenses	ZI	9000001364	11/26/2012	228.88
52534000	Employee Expenses	ZI	9000001368	11/26/2012	35.25
52535000	Meals Deductible	ZI	9000001185	11/26/2012	6.14
52535000	Meals Deductible	ZI	9000001186	11/26/2012	15.67
52535000	Meals Deductible	ZI	9000001194	11/26/2012	27.91
52535000	Meals Deductible	ZI	9000001221	11/26/2012	81.83
52535000	Meals Deductible	ZI	9000001228	11/26/2012	15.89
52535000	Meals Deductible	ZI	9000001237	11/26/2012	17.06
52535000	Meals Deductible	ZI	9000001250	11/26/2012	99.18
52535000	Meals Deductible	ZI	9000001282	11/26/2012	36.46
52535000	Meals Deductible	ZI	9000001300	11/26/2012	18.14
52535000	Meals Deductible	ZI	9000001343	11/26/2012	72.72
52535000	Meals Deductible	ZI	9000001425	11/26/2012	3.71
52535000	Meals Deductible	ZI	9000001439	11/26/2012	11.72
52535000	Meals Deductible	ZI	9000001461	11/26/2012	18.22
52535000	Meals Deductible	ZI	9000001489	11/26/2012	9.52
52562500	Overnight Shippng	KR	5000003217	11/26/2012	153.30
52562500	Overnight Shippng	KR	5000003220	11/26/2012	250.44
52574000	Telephone	WE	5000003231	11/26/2012	20,022.55
52574000	Telephone	ZC	9400001390	11/26/2012	40.20
52574000	Telephone	ZC	9400001390	11/26/2012	186.57
52574000	Telephone	ZC	9400001390	11/26/2012	281.19
52574000	Telephone	ZC	9400001390	11/26/2012	2,482.81
52574000	Telephone	UZ	2000000499	11/26/2012	(20,022.55)
52574100	Cell Phone	ZC	9400001390	11/26/2012	14.95
52574100	Cell Phone	ZC	9400001390	11/26/2012	65.66
52574100	Cell Phone	ZC	9400001390	11/26/2012	68.87
52574100	Cell Phone	ZC	9400001390	11/26/2012	70.21
52574100	Cell Phone	ZC	9400001390	11/26/2012	71.19
52574100	Cell Phone	ZC	9400001390	11/26/2012	78.00
52574100	Cell Phone	ZC	9400001390	11/26/2012	197.02
52574100	Cell Phone	ZC	9400001390	11/26/2012	258.65
52574100	Cell Phone	ZC	9400001390	11/26/2012	290.26
52574100	Cell Phone	ZC	9400001390	11/26/2012	537.76
52574100	Cell Phone	ZC	9400001390	11/26/2012	672.68
52574100	Cell Phone	ZC	9400001390	11/26/2012	697.38
52574100	Cell Phone	ZC	9400001390	11/26/2012	1,094.25
52574100	Cell Phone	ZC	9400001390	11/26/2012	2,160.34
52578000	Trash Removal	KR	5000003228	11/26/2012	140.50
52582000	Uniforms	ZI	9000001197	11/26/2012	82.66
52583000	Water & WW	KR	5000003218	11/26/2012	50.59
52583000	Water & WW	KR	5000003219	11/26/2012	19.04

Kentucky American Water Company  
Case No. 2012-00520  
Response to PSC DR1, Item 31

Account	Description	Doc Type	Document Number	Posting Date	Amount
52583000	Water & WW	KR	5000003229	11/26/2012	19.43
53150000	Contr Svc-Other	SN	100001928	11/26/2012	(378.32)
53150000	Contr Svc-Other	KR	5000003221	11/26/2012	181.26
53150000	Contr Svc-Other	KR	5000003222	11/26/2012	168.11
53150000	Contr Svc-Other	KR	5000003223	11/26/2012	159.00
53150000	Contr Svc-Other	KR	5000003227	11/26/2012	159.00
53150000	Contr Svc-Other	KR	5000003233	11/26/2012	5,782.87
53150000	Contr Svc-Other	ZI	9000001487	11/26/2012	20.08
55000000	Transportation (O&M)	ZI	9000001187	11/26/2012	9.95
55000000	Transportation (O&M)	ZI	9000001299	11/26/2012	58.00
57010000	Uncoll Accts Exp	ZA	9400001392	11/26/2012	(28.51)
72801100	Adv Rcpt Non-Srv Clr	DR	4000004024	11/26/2012	(19,317.00)
72802100	CIAC Rcpt Non-SrvClr	DR	4000004024	11/26/2012	(12,376.00)
88107000	CAP Move-CWIP	UZ	2000000500	11/26/2012	20,022.55
88107000	CAP Move-CWIP	UZ	2000000492	11/26/2012	15,845.94
88257100	CAP Move-RWIP	UZ	2000000492	11/26/2012	160.06
88900000	CAP Move-Settlement	UZ	2000000500	11/26/2012	(20,022.55)
88900000	CAP Move-Settlement	UZ	2000000492	11/26/2012	(16,006.00)
40111000	Res Sales Billed	ZA	9400001393	11/27/2012	(148.21)
40111000	Res Sales Billed	ZA	9400001393	11/27/2012	(7.90)
40111000	Res Sales Billed	ZA	9400001393	11/27/2012	(165,027.98)
40121000	Com Sales Billed	ZA	9400001393	11/27/2012	(28,181.63)
40145000	Priv Fire Billed	ZA	9400001393	11/27/2012	(3,195.26)
40151000	Publ Auth Billed	ZA	9400001393	11/27/2012	(4,589.43)
40211000	Dom WW Svc Billed	ZA	9400001393	11/27/2012	(134.19)
40310400	OthRev-NSF Ck Chrg	ZA	9400001393	11/27/2012	(108.00)
40310500	OthRev-Appl/InitFee	ZA	9400001393	11/27/2012	26.00
40310500	OthRev-Appl/InitFee	ZA	9400001393	11/27/2012	(1,820.00)
40310700	OthRev-Reconnct Fee	ZA	9400001393	11/27/2012	(572.00)
50450000	Other Welfare	ZF	5000003264	11/27/2012	3,430.45
51110000	Waste Disposal	SA	100001864	11/27/2012	1,834.00
51110000	Waste Disposal	SA	100001864	11/27/2012	28,962.81
51110000	Waste Disposal	SA	100001864	11/27/2012	(33,217.00)
52000000	M&S Expense (O&M)	KR	5000003243	11/27/2012	129.78
52000000	M&S Expense (O&M)	UZ	2000000495	11/27/2012	(129.78)
52000000	M&S Expense (O&M)	UZ	2000000493	11/27/2012	(28,441.28)
52000000	M&S Expense (O&M)	UZ	2000000493	11/27/2012	(78,677.17)
52000000	M&S Expense (O&M)	UZ	2000000493	11/27/2012	(102.78)
52000000	M&S Expense (O&M)	UZ	2000000493	11/27/2012	(143.88)
52500000	Misc Expense (O&M)	KR	5000003244	11/27/2012	42.39
52500000	Misc Expense (O&M)	WE	5000003248	11/27/2012	211.98
52500000	Misc Expense (O&M)	WE	5000003248	11/27/2012	121.73
52500000	Misc Expense (O&M)	WE	5000003248	11/27/2012	121.73
52500000	Misc Expense (O&M)	RE	5000003253	11/27/2012	(266.06)
52500000	Misc Expense (O&M)	UZ	2000000497	11/27/2012	266.06
52520000	Collection Agencies	KR	5000003250	11/27/2012	845.69
52520000	Collection Agencies	KR	5000003251	11/27/2012	595.26
52520000	Collection Agencies	KR	5000003252	11/27/2012	197.74
52520000	Collection Agencies	KR	5000003257	11/27/2012	143.17
52535000	Meals Deductible	KR	5000003244	11/27/2012	48.57
52550000	Janitorial	WE	5000003249	11/27/2012	35.53
52550000	Janitorial	WE	5000003249	11/27/2012	14.82
52554500	Lab Supplies	RE	5000003260	11/27/2012	17.58

## Kentucky American Water Company

Case No. 2012-00520

Response to PSC DR1, Item 31

Account	Description	Doc Type	Document Number	Posting Date	Amount
52554500	Lab Supplies	RE	5000003263	11/27/2012	10.08
52554500	Lab Supplies	RE	5000003263	11/27/2012	5.32
52562000	Office Supplies	WE	5000003249	11/27/2012	18.87
52562000	Office Supplies	WE	5000003249	11/27/2012	250.84
52562000	Office Supplies	WE	5000003249	11/27/2012	90.95
52562000	Office Supplies	KR	5000003258	11/27/2012	43.46
52562000	Office Supplies	KR	5000003258	11/27/2012	21.20
52562500	Overnight Shippng	KR	5000003242	11/27/2012	70.27
52562500	Overnight Shippng	KR	5000003242	11/27/2012	20.67
52562500	Overnight Shippng	KR	5000003243	11/27/2012	115.79
52562500	Overnight Shippng	KR	5000003243	11/27/2012	16.67
52574000	Telephone	ZC	9400001391	11/27/2012	41.57
52574000	Telephone	ZC	9400001391	11/27/2012	41.57
52574000	Telephone	ZC	9400001391	11/27/2012	288.27
52574000	Telephone	ZC	9400001391	11/27/2012	156.13
52574000	Telephone	ZC	9400001391	11/27/2012	114.27
52574000	Telephone	ZC	9400001391	11/27/2012	1,176.38
52574000	Telephone	ZC	9400001391	11/27/2012	41.57
52574100	Cell Phone	ZC	9400001391	11/27/2012	560.28
52574100	Cell Phone	ZC	9400001391	11/27/2012	44.72
52574100	Cell Phone	ZC	9400001391	11/27/2012	91.82
52574100	Cell Phone	ZC	9400001391	11/27/2012	327.37
52574100	Cell Phone	ZC	9400001391	11/27/2012	173.43
53150000	Contr Svc-Other	KR	5000003243	11/27/2012	8.57
62510000	Amort Def Maint	SA	100001867	11/27/2012	3,019.97
62510000	Amort Def Maint	SA	100001867	11/27/2012	(3,019.97)
62510000	Amort Def Maint	SA	100001867	11/27/2012	5,260.36
62510000	Amort Def Maint	SA	100001867	11/27/2012	(5,260.36)
62510000	Amort Def Maint	SA	100001867	11/27/2012	2,149.90
62510000	Amort Def Maint	SA	100001867	11/27/2012	(2,149.90)
62510000	Amort Def Maint	SA	100001867	11/27/2012	1,469.26
62510000	Amort Def Maint	SA	100001867	11/27/2012	(1,469.26)
62510000	Amort Def Maint	SA	100001867	11/27/2012	416.66
62510000	Amort Def Maint	SA	100001867	11/27/2012	(416.66)
62510000	Amort Def Maint	SA	100001867	11/27/2012	1,800.99
62510000	Amort Def Maint	SA	100001867	11/27/2012	(1,800.99)
62510000	Amort Def Maint	SA	100001867	11/27/2012	276.13
62510000	Amort Def Maint	SA	100001867	11/27/2012	(276.13)
62510000	Amort Def Maint	SA	100001867	11/27/2012	809.76
62510000	Amort Def Maint	SA	100001867	11/27/2012	(809.76)
62510000	Amort Def Maint	SA	100001867	11/27/2012	382.23
62510000	Amort Def Maint	SA	100001867	11/27/2012	(382.23)
62510000	Amort Def Maint	SA	100001867	11/27/2012	148.44
62510000	Amort Def Maint	SA	100001867	11/27/2012	(148.44)
62510000	Amort Def Maint	SA	100001867	11/27/2012	189.97
62510000	Amort Def Maint	SA	100001867	11/27/2012	(189.97)
62510000	Amort Def Maint	SA	100001867	11/27/2012	2,238.71
62510000	Amort Def Maint	SA	100001867	11/27/2012	(2,238.71)
62510000	Amort Def Maint	SA	100001867	11/27/2012	619.56
62510000	Amort Def Maint	SA	100001867	11/27/2012	(619.56)
62510000	Amort Def Maint	SA	100001867	11/27/2012	7,172.91
62510000	Amort Def Maint	SA	100001867	11/27/2012	(7,172.91)
62510000	Amort Def Maint	SA	100001867	11/27/2012	3,590.84

## Kentucky American Water Company

Case No. 2012-00520

Response to PSC DR1, Item 31

Account	Description	Doc Type	Document Number	Posting Date	Amount
62510000	Amort Def Maint	SA	100001867	11/27/2012	(3,590.84)
62510000	Amort Def Maint	SA	100001867	11/27/2012	554.38
62510000	Amort Def Maint	SA	100001867	11/27/2012	(554.38)
62510000	Amort Def Maint	SA	100001867	11/27/2012	2,422.70
62510000	Amort Def Maint	SA	100001867	11/27/2012	(2,422.70)
62510000	Amort Def Maint	SA	100001867	11/27/2012	1,112.32
62510000	Amort Def Maint	SA	100001867	11/27/2012	(1,112.32)
72801100	Adv Rcpt Non-Srv Clr	DR	4000004076	11/27/2012	(36,642.00)
72801100	Adv Rcpt Non-Srv Clr	ZF	5000003240	11/27/2012	15,219.97
72801100	Adv Rcpt Non-Srv Clr	UZ	2000000495	11/27/2012	(15,219.97)
72802100	CIAC Rcpt Non-SrvClr	DR	4000004068	11/27/2012	(19,021.00)
72802100	CIAC Rcpt Non-SrvClr	ZF	5000003241	11/27/2012	(6,908.32)
72802100	CIAC Rcpt Non-SrvClr	UZ	2000000495	11/27/2012	6,908.32
88107000	CAP Move-CWIP	UZ	2000000496	11/27/2012	129.78
88107000	CAP Move-CWIP	UZ	2000000498	11/27/2012	(239.45)
88107000	CAP Move-CWIP	UZ	2000000494	11/27/2012	102.78
88107000	CAP Move-CWIP	UZ	2000000494	11/27/2012	143.88
88252170	CAP Move-ADV NT WIP	UZ	2000000496	11/27/2012	15,219.97
88257100	CAP Move-RWIP	UZ	2000000494	11/27/2012	28,441.28
88257100	CAP Move-RWIP	UZ	2000000494	11/27/2012	78,677.17
88257100	CAP Move-RWIP	UZ	2000000498	11/27/2012	(26.61)
88271170	CAP Move-CIAC NT WIP	UZ	2000000496	11/27/2012	(6,908.32)
88900000	CAP Move-Settlement	UZ	2000000496	11/27/2012	(15,219.97)
88900000	CAP Move-Settlement	UZ	2000000496	11/27/2012	6,908.32
88900000	CAP Move-Settlement	UZ	2000000496	11/27/2012	(129.78)
88900000	CAP Move-Settlement	UZ	2000000494	11/27/2012	(28,441.28)
88900000	CAP Move-Settlement	UZ	2000000494	11/27/2012	(78,677.17)
88900000	CAP Move-Settlement	UZ	2000000498	11/27/2012	266.06
88900000	CAP Move-Settlement	UZ	2000000494	11/27/2012	(102.78)
88900000	CAP Move-Settlement	UZ	2000000494	11/27/2012	(143.88)
40111000	Res Sales Billed	ZA	9400001394	11/28/2012	(3.26)
40111000	Res Sales Billed	ZA	9400001394	11/28/2012	(91.73)
40111000	Res Sales Billed	ZA	9400001394	11/28/2012	(169,696.79)
40121000	Com Sales Billed	ZA	9400001394	11/28/2012	(28,595.27)
40145000	Priv Fire Billed	ZA	9400001394	11/28/2012	(3,078.62)
40151000	Publ Auth Billed	ZA	9400001394	11/28/2012	(496.32)
40211000	Dom WW Svc Billed	ZA	9400001394	11/28/2012	(7.61)
40310400	OthRev-NSF Ck Chrg	ZA	9400001394	11/28/2012	(36.00)
40310500	OthRev-Appl/InitFee	ZA	9400001394	11/28/2012	(1,170.00)
40310700	OthRev-Reconnct Fee	ZA	9400001394	11/28/2012	(26.00)
40310700	OthRev-Reconnct Fee	ZA	9400001394	11/28/2012	(364.00)
50109900	Labor Cap Credits	UZ	2000000501	11/28/2012	(1,537.20)
50109900	Labor Cap Credits	UZ	2000000501	11/28/2012	(259.20)
50109900	Labor Cap Credits	UZ	2000000501	11/28/2012	(648.00)
50109900	Labor Cap Credits	UZ	2000000501	11/28/2012	(559.78)
50109900	Labor Cap Credits	UZ	2000000501	11/28/2012	(172.24)
50109900	Labor Cap Credits	UZ	2000000501	11/28/2012	(327.00)
50109900	Labor Cap Credits	UZ	2000000501	11/28/2012	(320.88)
50109900	Labor Cap Credits	UZ	2000000501	11/28/2012	(320.88)
50109900	Labor Cap Credits	UZ	2000000501	11/28/2012	(442.25)
50109900	Labor Cap Credits	UZ	2000000501	11/28/2012	(483.25)
50109900	Labor Cap Credits	UZ	2000000501	11/28/2012	(1,038.69)
50109900	Labor Cap Credits	UZ	2000000501	11/28/2012	(1,189.91)

## Kentucky American Water Company

Case No. 2012-00520

Response to PSC DR1, Item 31

Account	Description	Doc Type	Document Number	Posting Date	Amount
50109900	Labor Cap Credits	UZ	2000000501	11/28/2012	(190.66)
50109900	Labor Cap Credits	UZ	2000000501	11/28/2012	(1,718.81)
50109900	Labor Cap Credits	UZ	2000000501	11/28/2012	(872.64)
50109900	Labor Cap Credits	UZ	2000000501	11/28/2012	(3,253.39)
50109900	Labor Cap Credits	UZ	2000000501	11/28/2012	(831.74)
50109900	Labor Cap Credits	UZ	2000000501	11/28/2012	(2,084.08)
50109900	Labor Cap Credits	UZ	2000000501	11/28/2012	(24.21)
50109900	Labor Cap Credits	UZ	2000000501	11/28/2012	(1,246.36)
50109900	Labor Cap Credits	UZ	2000000501	11/28/2012	(750.00)
50109900	Labor Cap Credits	UZ	2000000501	11/28/2012	(62.50)
50109900	Labor Cap Credits	UZ	2000000501	11/28/2012	(483.60)
50109900	Labor Cap Credits	UZ	2000000501	11/28/2012	(36.24)
50109900	Labor Cap Credits	UZ	2000000501	11/28/2012	(36.24)
50109900	Labor Cap Credits	UZ	2000000501	11/28/2012	(36.24)
50109900	Labor Cap Credits	UZ	2000000501	11/28/2012	(177.44)
50109900	Labor Cap Credits	UZ	2000000501	11/28/2012	(109.28)
50109900	Labor Cap Credits	UZ	2000000501	11/28/2012	(213.68)
50109900	Labor Cap Credits	UZ	2000000501	11/28/2012	(962.64)
50109900	Labor Cap Credits	UZ	2000000501	11/28/2012	(349.72)
50119900	LaborNSOT CapCredits	UZ	2000000501	11/28/2012	(433.44)
50119900	LaborNSOT CapCredits	UZ	2000000501	11/28/2012	(108.96)
50119900	LaborNSOT CapCredits	UZ	2000000501	11/28/2012	(885.11)
50119900	LaborNSOT CapCredits	UZ	2000000501	11/28/2012	(125.02)
50119900	LaborNSOT CapCredits	UZ	2000000501	11/28/2012	(33.65)
50119900	LaborNSOT CapCredits	UZ	2000000501	11/28/2012	(55.74)
50421100	401k Exp Cap Credits	UZ	2000000501	11/28/2012	(38.43)
50421100	401k Exp Cap Credits	UZ	2000000501	11/28/2012	(6.48)
50421100	401k Exp Cap Credits	UZ	2000000501	11/28/2012	(16.20)
50421100	401k Exp Cap Credits	UZ	2000000501	11/28/2012	(2.80)
50421100	401k Exp Cap Credits	UZ	2000000501	11/28/2012	(0.86)
50421100	401k Exp Cap Credits	UZ	2000000501	11/28/2012	(12.64)
50421100	401k Exp Cap Credits	UZ	2000000501	11/28/2012	(12.84)
50421100	401k Exp Cap Credits	UZ	2000000501	11/28/2012	(12.84)
50421100	401k Exp Cap Credits	UZ	2000000501	11/28/2012	(7.98)
50421100	401k Exp Cap Credits	UZ	2000000501	11/28/2012	(17.86)
50421100	401k Exp Cap Credits	UZ	2000000501	11/28/2012	(28.73)
50421100	401k Exp Cap Credits	UZ	2000000501	11/28/2012	(41.03)
50421100	401k Exp Cap Credits	UZ	2000000501	11/28/2012	(50.43)
50421100	401k Exp Cap Credits	UZ	2000000501	11/28/2012	(74.14)
50421100	401k Exp Cap Credits	UZ	2000000501	11/28/2012	(40.03)
50421100	401k Exp Cap Credits	UZ	2000000501	11/28/2012	(0.73)
50421100	401k Exp Cap Credits	UZ	2000000501	11/28/2012	(30.55)
50421100	401k Exp Cap Credits	UZ	2000000501	11/28/2012	(30.00)
50421100	401k Exp Cap Credits	UZ	2000000501	11/28/2012	(2.50)
50421100	401k Exp Cap Credits	UZ	2000000501	11/28/2012	(12.07)
50421100	401k Exp Cap Credits	UZ	2000000501	11/28/2012	(0.89)
50421100	401k Exp Cap Credits	UZ	2000000501	11/28/2012	(0.91)
50421100	401k Exp Cap Credits	UZ	2000000501	11/28/2012	(0.91)
50421100	401k Exp Cap Credits	UZ	2000000501	11/28/2012	(4.44)
50421100	401k Exp Cap Credits	UZ	2000000501	11/28/2012	(4.38)
50421100	401k Exp Cap Credits	UZ	2000000501	11/28/2012	(5.35)
50421100	401k Exp Cap Credits	UZ	2000000501	11/28/2012	(38.52)
50421100	401k Exp Cap Credits	UZ	2000000501	11/28/2012	(3.97)

## Kentucky American Water Company

Case No. 2012-00520

Response to PSC DR1, Item 31

Account	Description	Doc Type	Document Number	Posting Date	Amount
50422100	DCP Exp Cap Credits	UZ	2000000501	11/28/2012	(16.60)
50422100	DCP Exp Cap Credits	UZ	2000000501	11/28/2012	(16.84)
50422100	DCP Exp Cap Credits	UZ	2000000501	11/28/2012	(16.85)
50422100	DCP Exp Cap Credits	UZ	2000000501	11/28/2012	(5.56)
50422100	DCP Exp Cap Credits	UZ	2000000501	11/28/2012	(47.95)
50422100	DCP Exp Cap Credits	UZ	2000000501	11/28/2012	(56.33)
50422100	DCP Exp Cap Credits	UZ	2000000501	11/28/2012	(100.44)
50422100	DCP Exp Cap Credits	UZ	2000000501	11/28/2012	(8.60)
50422100	DCP Exp Cap Credits	UZ	2000000501	11/28/2012	(95.46)
50422100	DCP Exp Cap Credits	UZ	2000000501	11/28/2012	(97.80)
50422100	DCP Exp Cap Credits	UZ	2000000501	11/28/2012	(65.82)
50422100	DCP Exp Cap Credits	UZ	2000000501	11/28/2012	(1.27)
50422100	DCP Exp Cap Credits	UZ	2000000501	11/28/2012	(22.70)
50422100	DCP Exp Cap Credits	UZ	2000000501	11/28/2012	(39.38)
50422100	DCP Exp Cap Credits	UZ	2000000501	11/28/2012	(3.27)
50422100	DCP Exp Cap Credits	UZ	2000000501	11/28/2012	(5.75)
50422100	DCP Exp Cap Credits	UZ	2000000501	11/28/2012	(50.54)
50422100	DCP Exp Cap Credits	UZ	2000000501	11/28/2012	(9.41)
50450000	Other Welfare	ZI	9000001424	11/28/2012	1,310.70
50450000	Other Welfare	ZI	9000001484	11/28/2012	37.70
50450000	Other Welfare	ZI	9000001522	11/28/2012	327.45
50550100	Group Ins Cap Credits	UZ	2000000501	11/28/2012	(310.29)
50550100	Group Ins Cap Credits	UZ	2000000501	11/28/2012	(59.38)
50550100	Group Ins Cap Credits	UZ	2000000501	11/28/2012	(148.75)
50550100	Group Ins Cap Credits	UZ	2000000501	11/28/2012	(191.88)
50550100	Group Ins Cap Credits	UZ	2000000501	11/28/2012	(59.04)
50550100	Group Ins Cap Credits	UZ	2000000501	11/28/2012	(26.64)
50550100	Group Ins Cap Credits	UZ	2000000501	11/28/2012	(22.38)
50550100	Group Ins Cap Credits	UZ	2000000501	11/28/2012	(22.37)
50550100	Group Ins Cap Credits	UZ	2000000501	11/28/2012	(83.60)
50550100	Group Ins Cap Credits	UZ	2000000501	11/28/2012	(210.61)
50550100	Group Ins Cap Credits	UZ	2000000501	11/28/2012	(265.59)
50550100	Group Ins Cap Credits	UZ	2000000501	11/28/2012	(443.90)
50550100	Group Ins Cap Credits	UZ	2000000501	11/28/2012	(36.83)
50550100	Group Ins Cap Credits	UZ	2000000501	11/28/2012	(440.55)
50550100	Group Ins Cap Credits	UZ	2000000501	11/28/2012	(87.40)
50550100	Group Ins Cap Credits	UZ	2000000501	11/28/2012	(654.29)
50550100	Group Ins Cap Credits	UZ	2000000501	11/28/2012	(83.27)
50550100	Group Ins Cap Credits	UZ	2000000501	11/28/2012	(439.19)
50550100	Group Ins Cap Credits	UZ	2000000501	11/28/2012	(2.28)
50550100	Group Ins Cap Credits	UZ	2000000501	11/28/2012	(250.47)
50550100	Group Ins Cap Credits	UZ	2000000501	11/28/2012	(178.30)
50550100	Group Ins Cap Credits	UZ	2000000501	11/28/2012	(14.84)
50550100	Group Ins Cap Credits	UZ	2000000501	11/28/2012	(147.90)
50550100	Group Ins Cap Credits	UZ	2000000501	11/28/2012	(2.76)
50550100	Group Ins Cap Credits	UZ	2000000501	11/28/2012	(2.78)
50550100	Group Ins Cap Credits	UZ	2000000501	11/28/2012	(2.78)
50550100	Group Ins Cap Credits	UZ	2000000501	11/28/2012	(41.53)
50550100	Group Ins Cap Credits	UZ	2000000501	11/28/2012	(29.63)
50550100	Group Ins Cap Credits	UZ	2000000501	11/28/2012	(44.31)
50550100	Group Ins Cap Credits	UZ	2000000501	11/28/2012	(67.12)
50550100	Group Ins Cap Credits	UZ	2000000501	11/28/2012	(107.86)
51010000	Purchased Water	KR	5000003287	11/28/2012	10.82

Kentucky American Water Company  
Case No. 2012-00520  
Response to PSC DR1, Item 31

Account	Description	Doc Type	Document Number	Posting Date	Amount
51010000	Purchased Water	KR	5000003301	11/28/2012	8,653.35
51110000	Waste Disposal	WA	5000003314	11/28/2012	7,427.60
51800000	Chemicals	WA	5000003313	11/28/2012	2,746.53
51800000	Chemicals	WA	5000003313	11/28/2012	6,197.06
51800000	Chemicals	WA	5000003313	11/28/2012	5,260.25
51800000	Chemicals	WA	5000003313	11/28/2012	17,086.28
51800000	Chemicals	WA	5000003313	11/28/2012	4,438.14
51800000	Chemicals	WA	5000003313	11/28/2012	163.38
51800000	Chemicals	WA	5000003313	11/28/2012	5,451.73
52000000	M&S Expense (O&M)	KR	5000003294	11/28/2012	65.89
52000000	M&S Expense (O&M)	ZI	9000001217	11/28/2012	482.22
52000000	M&S Expense (O&M)	ZI	9000001295	11/28/2012	35.00
52000000	M&S Expense (O&M)	ZI	9000001374	11/28/2012	432.29
52000000	M&S Expense (O&M)	ZI	9000001375	11/28/2012	570.56
52000000	M&S Expense (O&M)	ZI	9000001376	11/28/2012	73.85
52000000	M&S Expense (O&M)	ZI	9000001394	11/28/2012	32.15
52000000	M&S Expense (O&M)	ZI	9000001421	11/28/2012	166.44
52000000	M&S Expense (O&M)	ZI	9000001436	11/28/2012	37.72
52000000	M&S Expense (O&M)	ZI	9000001481	11/28/2012	768.11
52000000	M&S Expense (O&M)	ZI	9000001518	11/28/2012	24.35
52500000	Misc Expense (O&M)	SW	100001966	11/28/2012	683.36
52500000	Misc Expense (O&M)	WE	5000003283	11/28/2012	954.00
52500000	Misc Expense (O&M)	WE	5000003285	11/28/2012	403.75
52500000	Misc Expense (O&M)	WE	5000003285	11/28/2012	107.48
52500000	Misc Expense (O&M)	WE	5000003285	11/28/2012	121.52
52500000	Misc Expense (O&M)	WE	5000003285	11/28/2012	40.24
52500000	Misc Expense (O&M)	WE	5000003285	11/28/2012	1,259.28
52500000	Misc Expense (O&M)	KR	5000003286	11/28/2012	106.23
52500000	Misc Expense (O&M)	WE	5000003297	11/28/2012	30,893.70
52500000	Misc Expense (O&M)	WE	5000003298	11/28/2012	21.20
52500000	Misc Expense (O&M)	KR	5000003302	11/28/2012	1,150.10
52500000	Misc Expense (O&M)	WE	5000003303	11/28/2012	114,480.00
52500000	Misc Expense (O&M)	WE	5000003308	11/28/2012	76,320.00
52500000	Misc Expense (O&M)	WE	5000003309	11/28/2012	238,500.00
52500000	Misc Expense (O&M)	WE	5000003310	11/28/2012	238,500.00
52500000	Misc Expense (O&M)	WE	5000003312	11/28/2012	133,560.00
52500000	Misc Expense (O&M)	RE	5000003315	11/28/2012	(0.01)
52500000	Misc Expense (O&M)	ZI	9000001435	11/28/2012	59.23
52500000	Misc Expense (O&M)	ZI	9000001512	11/28/2012	741.98
52500000	Misc Expense (O&M)	UZ	2000000506	11/28/2012	(1,784.55)
52500000	Misc Expense (O&M)	UZ	2000000506	11/28/2012	(147.72)
52500000	Misc Expense (O&M)	UZ	2000000506	11/28/2012	(954.00)
52500000	Misc Expense (O&M)	UZ	2000000506	11/28/2012	(21.20)
52500000	Misc Expense (O&M)	UZ	2000000506	11/28/2012	(30,893.70)
52514500	Charitb Don-H/Ed/En	ZI	9000001474	11/28/2012	500.00
52514700	Community Partnrshps	ZI	9000001497	11/28/2012	500.00
52534000	Employee Expenses	ZI	9000001513	11/28/2012	204.80
52534200	Conferences & Reg	ZI	9000001264	11/28/2012	200.00
52534200	Conferences & Reg	ZI	9000001275	11/28/2012	(70.00)
52534200	Conferences & Reg	ZI	9000001288	11/28/2012	425.00
52534200	Conferences & Reg	ZI	9000001496	11/28/2012	350.00
52535000	Meals Deductible	ZI	9000001285	11/28/2012	29.82
52535000	Meals Deductible	ZI	9000001313	11/28/2012	14.95

## Kentucky American Water Company

Case No. 2012-00520

Response to PSC DR1, Item 31

Account	Description	Doc Type	Document Number	Posting Date	Amount
52535000	Meals Deductible	ZI	9000001369	11/28/2012	24.02
52535000	Meals Deductible	ZI	9000001467	11/28/2012	8.46
52535000	Meals Deductible	ZI	9000001468	11/28/2012	17.50
52535000	Meals Deductible	ZI	9000001478	11/28/2012	8.46
52535000	Meals Deductible	ZI	9000001479	11/28/2012	17.92
52535000	Meals Deductible	ZI	9000001491	11/28/2012	16.29
52535000	Meals Deductible	ZI	9000001493	11/28/2012	15.02
52535000	Meals Deductible	ZI	9000001498	11/28/2012	19.35
52535000	Meals Deductible	ZI	9000001499	11/28/2012	14.97
52535000	Meals Deductible	ZI	9000001500	11/28/2012	13.57
52535000	Meals Deductible	ZI	9000001501	11/28/2012	13.22
52535000	Meals Deductible	ZI	9000001505	11/28/2012	30.60
52535000	Meals Deductible	ZI	9000001506	11/28/2012	13.31
52535000	Meals Deductible	ZI	9000001507	11/28/2012	9.64
52535000	Meals Deductible	ZI	9000001508	11/28/2012	15.67
52546000	Grounds Keeping	KR	5000003288	11/28/2012	53.00
52546000	Grounds Keeping	KR	5000003289	11/28/2012	444.14
52546000	Grounds Keeping	KR	5000003289	11/28/2012	53.00
52546000	Grounds Keeping	KR	5000003289	11/28/2012	21.20
52546000	Grounds Keeping	KR	5000003292	11/28/2012	53.00
52549500	Inv Phys W/O Scrap	WI	5000003317	11/28/2012	(472.12)
52549500	Inv Phys W/O Scrap	WI	5000003317	11/28/2012	265.30
52549500	Inv Phys W/O Scrap	WI	5000003317	11/28/2012	(151.87)
52549500	Inv Phys W/O Scrap	WI	5000003317	11/28/2012	(438.17)
52549500	Inv Phys W/O Scrap	WI	5000003317	11/28/2012	159.54
52549500	Inv Phys W/O Scrap	WI	5000003317	11/28/2012	(37.16)
52549500	Inv Phys W/O Scrap	WI	5000003317	11/28/2012	28.95
52549500	Inv Phys W/O Scrap	WI	5000003317	11/28/2012	82.69
52549500	Inv Phys W/O Scrap	WI	5000003317	11/28/2012	503.16
52549500	Inv Phys W/O Scrap	WI	5000003317	11/28/2012	61.79
52549500	Inv Phys W/O Scrap	WI	5000003317	11/28/2012	16.52
52549500	Inv Phys W/O Scrap	WI	5000003317	11/28/2012	16.71
52549500	Inv Phys W/O Scrap	WI	5000003317	11/28/2012	53.70
52549500	Inv Phys W/O Scrap	WI	5000003317	11/28/2012	31.86
52549500	Inv Phys W/O Scrap	WI	5000003317	11/28/2012	(78.24)
52549500	Inv Phys W/O Scrap	WI	5000003317	11/28/2012	(18.50)
52549500	Inv Phys W/O Scrap	WI	5000003317	11/28/2012	119.74
52549500	Inv Phys W/O Scrap	WI	5000003317	11/28/2012	58.18
52549500	Inv Phys W/O Scrap	WI	5000003317	11/28/2012	(96.32)
52549500	Inv Phys W/O Scrap	WI	5000003317	11/28/2012	(186.13)
52549500	Inv Phys W/O Scrap	WI	5000003317	11/28/2012	(17.41)
52549500	Inv Phys W/O Scrap	WI	5000003317	11/28/2012	7.73
52549500	Inv Phys W/O Scrap	WI	5000003317	11/28/2012	(5.40)
52549500	Inv Phys W/O Scrap	WI	5000003317	11/28/2012	61.26
52549500	Inv Phys W/O Scrap	WI	5000003317	11/28/2012	(85.63)
52549500	Inv Phys W/O Scrap	WI	5000003317	11/28/2012	132.82
52549500	Inv Phys W/O Scrap	WI	5000003317	11/28/2012	(216.77)
52549500	Inv Phys W/O Scrap	WI	5000003317	11/28/2012	31.73
52549500	Inv Phys W/O Scrap	WI	5000003317	11/28/2012	44.29
52549500	Inv Phys W/O Scrap	WI	5000003317	11/28/2012	(30.24)
52549500	Inv Phys W/O Scrap	WI	5000003317	11/28/2012	(11.16)
52549500	Inv Phys W/O Scrap	WI	5000003317	11/28/2012	56.61
52549500	Inv Phys W/O Scrap	WI	5000003317	11/28/2012	25.14



## Kentucky American Water Company

Case No. 2012-00520

Response to PSC DR1, Item 31

Account	Description	Doc Type	Document Number	Posting Date	Amount
52549500	Inv Phys W/O Scrap	WI	5000003317	11/28/2012	105.97
52549500	Inv Phys W/O Scrap	WI	5000003317	11/28/2012	(261.25)
52549500	Inv Phys W/O Scrap	WI	5000003317	11/28/2012	(122.45)
52549500	Inv Phys W/O Scrap	WI	5000003317	11/28/2012	1,104.33
52549500	Inv Phys W/O Scrap	WI	5000003318	11/28/2012	352.31
52549500	Inv Phys W/O Scrap	WI	5000003318	11/28/2012	411.06
52549500	Inv Phys W/O Scrap	WI	5000003319	11/28/2012	(377.38)
52549500	Inv Phys W/O Scrap	WI	5000003320	11/28/2012	684.42
52549500	Inv Phys W/O Scrap	WI	5000003321	11/28/2012	413.30
52549500	Inv Phys W/O Scrap	WI	5000003321	11/28/2012	442.93
52549500	Inv Phys W/O Scrap	WI	5000003322	11/28/2012	275.23
52549500	Inv Phys W/O Scrap	WI	5000003323	11/28/2012	513.90
52549500	Inv Phys W/O Scrap	WI	5000003323	11/28/2012	378.89
52549500	Inv Phys W/O Scrap	WI	5000003323	11/28/2012	734.57
52549500	Inv Phys W/O Scrap	WI	5000003323	11/28/2012	753.82
52549500	Inv Phys W/O Scrap	WI	5000003324	11/28/2012	2,449.87
52550000	Janitorial	ZI	9000001532	11/28/2012	4.27
52554500	Lab Supplies	WE	5000003284	11/28/2012	111.24
52554500	Lab Supplies	ZI	9000001514	11/28/2012	369.94
52554500	Lab Supplies	ZI	9000001531	11/28/2012	590.13
52562000	Office Supplies	ZI	9000001308	11/28/2012	214.81
52562500	Overnight Shippng	ZI	9000001517	11/28/2012	26.50
52574000	Telephone	RE	5000003316	11/28/2012	(38,475.23)
52574100	Cell Phone	ZI	9000001536	11/28/2012	31.75
52582000	Uniforms	KR	5000003290	11/28/2012	74.18
52582000	Uniforms	ZI	9000001532	11/28/2012	4.81
52582000	Uniforms	ZI	9000001532	11/28/2012	36.75
52582000	Uniforms	ZI	9000001532	11/28/2012	52.70
52582000	Uniforms	ZI	9000001533	11/28/2012	95.39
52586000	PO Small Differences	KS	5000003304	11/28/2012	21.98
53110000	Contr Svc-Eng	KR	5000003276	11/28/2012	3,131.28
53110000	Contr Svc-Eng	UZ	2000000503	11/28/2012	(3,131.28)
53150000	Contr Svc-Other	KR	5000003266	11/28/2012	1,060.00
53150000	Contr Svc-Other	ZI	9000001348	11/28/2012	79.00
53150000	Contr Svc-Other	ZI	9000001349	11/28/2012	79.00
53150000	Contr Svc-Other	ZI	9000001350	11/28/2012	29.00
53150000	Contr Svc-Other	ZI	9000001351	11/28/2012	29.00
53150000	Contr Svc-Other	ZI	9000001352	11/28/2012	29.00
53150000	Contr Svc-Other	ZI	9000001353	11/28/2012	179.00
53150000	Contr Svc-Other	ZI	9000001354	11/28/2012	29.00
53150000	Contr Svc-Other	ZI	9000001485	11/28/2012	79.00
53150000	Contr Svc-Other	ZI	9000001486	11/28/2012	79.00
53152000	Contr Svc-Lab Testng	KR	5000003293	11/28/2012	177.02
54140000	Rents-Equip	WE	5000003268	11/28/2012	1.06
55000000	Transportation (O&M)	ZI	9000001519	11/28/2012	14.33
55000000	Transportation (O&M)	ZI	9000001521	11/28/2012	58.89
57010000	Uncoll Accts Exp	ZA	9400001394	11/28/2012	(12.00)
68520100	Tax Discounts	ZU	2000000505	11/28/2012	(10.38)
68533100	FICA Cap Credits	UZ	2000000501	11/28/2012	(113.10)
68533100	FICA Cap Credits	UZ	2000000501	11/28/2012	(19.04)
68533100	FICA Cap Credits	UZ	2000000501	11/28/2012	(47.50)
68533100	FICA Cap Credits	UZ	2000000501	11/28/2012	(39.92)
68533100	FICA Cap Credits	UZ	2000000501	11/28/2012	(12.28)

## Kentucky American Water Company

Case No. 2012-00520

Response to PSC DR1, Item 31

Account	Description	Doc Type	Document Number	Posting Date	Amount
68533100	FICA Cap Credits	UZ	2000000501	11/28/2012	(23.82)
68533100	FICA Cap Credits	UZ	2000000501	11/28/2012	(24.26)
68533100	FICA Cap Credits	UZ	2000000501	11/28/2012	(24.27)
68533100	FICA Cap Credits	UZ	2000000501	11/28/2012	(32.65)
68533100	FICA Cap Credits	UZ	2000000501	11/28/2012	(66.32)
68533100	FICA Cap Credits	UZ	2000000501	11/28/2012	(83.38)
68533100	FICA Cap Credits	UZ	2000000501	11/28/2012	(151.82)
68533100	FICA Cap Credits	UZ	2000000501	11/28/2012	(14.01)
68533100	FICA Cap Credits	UZ	2000000501	11/28/2012	(132.68)
68533100	FICA Cap Credits	UZ	2000000501	11/28/2012	(65.74)
68533100	FICA Cap Credits	UZ	2000000501	11/28/2012	(223.36)
68533100	FICA Cap Credits	UZ	2000000501	11/28/2012	(62.67)
68533100	FICA Cap Credits	UZ	2000000501	11/28/2012	(148.24)
68533100	FICA Cap Credits	UZ	2000000501	11/28/2012	(1.81)
68533100	FICA Cap Credits	UZ	2000000501	11/28/2012	(65.50)
68533100	FICA Cap Credits	UZ	2000000501	11/28/2012	(54.73)
68533100	FICA Cap Credits	UZ	2000000501	11/28/2012	(4.55)
68533100	FICA Cap Credits	UZ	2000000501	11/28/2012	(34.76)
68533100	FICA Cap Credits	UZ	2000000501	11/28/2012	(2.73)
68533100	FICA Cap Credits	UZ	2000000501	11/28/2012	(2.74)
68533100	FICA Cap Credits	UZ	2000000501	11/28/2012	(2.74)
68533100	FICA Cap Credits	UZ	2000000501	11/28/2012	(12.97)
68533100	FICA Cap Credits	UZ	2000000501	11/28/2012	(7.85)
68533100	FICA Cap Credits	UZ	2000000501	11/28/2012	(15.71)
68533100	FICA Cap Credits	UZ	2000000501	11/28/2012	(72.80)
68533100	FICA Cap Credits	UZ	2000000501	11/28/2012	(25.13)
72801100	Adv Rcpt Non-Srv Clr	DR	4000004061	11/28/2012	(27,554.00)
72801100	Adv Rcpt Non-Srv Clr	UZ	2000000501	11/28/2012	19,317.00
72802100	CIAC Rcpt Non-SrvClr	UZ	2000000501	11/28/2012	12,376.00
88107000	CAP Move-CWIP	UZ	2000000502	11/28/2012	38.43
88107000	CAP Move-CWIP	UZ	2000000502	11/28/2012	310.29
88107000	CAP Move-CWIP	UZ	2000000502	11/28/2012	1,537.20
88107000	CAP Move-CWIP	UZ	2000000502	11/28/2012	113.10
88107000	CAP Move-CWIP	UZ	2000000502	11/28/2012	259.20
88107000	CAP Move-CWIP	UZ	2000000502	11/28/2012	6.48
88107000	CAP Move-CWIP	UZ	2000000502	11/28/2012	59.38
88107000	CAP Move-CWIP	UZ	2000000502	11/28/2012	19.04
88107000	CAP Move-CWIP	UZ	2000000502	11/28/2012	148.75
88107000	CAP Move-CWIP	UZ	2000000502	11/28/2012	47.50
88107000	CAP Move-CWIP	UZ	2000000502	11/28/2012	16.20
88107000	CAP Move-CWIP	UZ	2000000502	11/28/2012	648.00
88107000	CAP Move-CWIP	UZ	2000000507	11/28/2012	147.72
88107000	CAP Move-CWIP	UZ	2000000507	11/28/2012	1,784.55
88107000	CAP Move-CWIP	UZ	2000000502	11/28/2012	191.88
88107000	CAP Move-CWIP	UZ	2000000502	11/28/2012	559.78
88107000	CAP Move-CWIP	UZ	2000000502	11/28/2012	2.80
88107000	CAP Move-CWIP	UZ	2000000502	11/28/2012	39.92
88107000	CAP Move-CWIP	UZ	2000000502	11/28/2012	59.04
88107000	CAP Move-CWIP	UZ	2000000502	11/28/2012	172.24
88107000	CAP Move-CWIP	UZ	2000000502	11/28/2012	0.86
88107000	CAP Move-CWIP	UZ	2000000502	11/28/2012	12.28
88107000	CAP Move-CWIP	UZ	2000000502	11/28/2012	16.60
88107000	CAP Move-CWIP	UZ	2000000502	11/28/2012	26.64

## Kentucky American Water Company

Case No. 2012-00520

Response to PSC DR1, Item 31

Account	Description	Doc Type	Document Number	Posting Date	Amount
88107000	CAP Move-CWIP	UZ	2000000502	11/28/2012	327.00
88107000	CAP Move-CWIP	UZ	2000000502	11/28/2012	12.64
88107000	CAP Move-CWIP	UZ	2000000502	11/28/2012	23.82
88107000	CAP Move-CWIP	UZ	2000000504	11/28/2012	3,131.28
88107000	CAP Move-CWIP	UZ	2000000502	11/28/2012	317.67
88107000	CAP Move-CWIP	UZ	2000000502	11/28/2012	16.67
88107000	CAP Move-CWIP	UZ	2000000502	11/28/2012	24.02
88107000	CAP Move-CWIP	UZ	2000000502	11/28/2012	12.71
88107000	CAP Move-CWIP	UZ	2000000502	11/28/2012	22.16
88107000	CAP Move-CWIP	UZ	2000000502	11/28/2012	24.03
88107000	CAP Move-CWIP	UZ	2000000502	11/28/2012	317.67
88107000	CAP Move-CWIP	UZ	2000000502	11/28/2012	22.15
88107000	CAP Move-CWIP	UZ	2000000502	11/28/2012	12.71
88107000	CAP Move-CWIP	UZ	2000000502	11/28/2012	16.68
88107000	CAP Move-CWIP	UZ	2000000502	11/28/2012	344.95
88107000	CAP Move-CWIP	UZ	2000000502	11/28/2012	4.34
88107000	CAP Move-CWIP	UZ	2000000502	11/28/2012	25.47
88107000	CAP Move-CWIP	UZ	2000000502	11/28/2012	65.21
88107000	CAP Move-CWIP	UZ	2000000502	11/28/2012	6.22
88107000	CAP Move-CWIP	UZ	2000000502	11/28/2012	210.61
88107000	CAP Move-CWIP	UZ	2000000502	11/28/2012	47.95
88107000	CAP Move-CWIP	UZ	2000000502	11/28/2012	17.86
88107000	CAP Move-CWIP	UZ	2000000502	11/28/2012	483.25
88107000	CAP Move-CWIP	UZ	2000000502	11/28/2012	433.44
88107000	CAP Move-CWIP	UZ	2000000502	11/28/2012	66.32
88107000	CAP Move-CWIP	UZ	2000000502	11/28/2012	28.73
88107000	CAP Move-CWIP	UZ	2000000502	11/28/2012	108.96
88107000	CAP Move-CWIP	UZ	2000000502	11/28/2012	83.38
88107000	CAP Move-CWIP	UZ	2000000502	11/28/2012	265.59
88107000	CAP Move-CWIP	UZ	2000000502	11/28/2012	1,038.69
88107000	CAP Move-CWIP	UZ	2000000502	11/28/2012	56.33
88107000	CAP Move-CWIP	UZ	2000000502	11/28/2012	928.13
88107000	CAP Move-CWIP	UZ	2000000502	11/28/2012	78.34
88107000	CAP Move-CWIP	UZ	2000000502	11/28/2012	690.39
88107000	CAP Move-CWIP	UZ	2000000502	11/28/2012	118.42
88107000	CAP Move-CWIP	UZ	2000000502	11/28/2012	346.24
88107000	CAP Move-CWIP	UZ	2000000502	11/28/2012	32.00
88107000	CAP Move-CWIP	UZ	2000000502	11/28/2012	8.60
88107000	CAP Move-CWIP	UZ	2000000502	11/28/2012	14.01
88107000	CAP Move-CWIP	UZ	2000000502	11/28/2012	190.66
88107000	CAP Move-CWIP	UZ	2000000502	11/28/2012	36.83
88107000	CAP Move-CWIP	UZ	2000000502	11/28/2012	303.98
88107000	CAP Move-CWIP	UZ	2000000502	11/28/2012	1,185.98
88107000	CAP Move-CWIP	UZ	2000000502	11/28/2012	34.80
88107000	CAP Move-CWIP	UZ	2000000502	11/28/2012	91.55
88107000	CAP Move-CWIP	UZ	2000000502	11/28/2012	65.87
88107000	CAP Move-CWIP	UZ	2000000502	11/28/2012	86.26
88107000	CAP Move-CWIP	UZ	2000000502	11/28/2012	65.74
88107000	CAP Move-CWIP	UZ	2000000502	11/28/2012	87.40
88107000	CAP Move-CWIP	UZ	2000000502	11/28/2012	872.64
88107000	CAP Move-CWIP	UZ	2000000507	11/28/2012	954.00
88107000	CAP Move-CWIP	UZ	2000000502	11/28/2012	67.48
88107000	CAP Move-CWIP	UZ	2000000502	11/28/2012	154.12

Kentucky American Water Company

Case No. 2012-00520

Response to PSC DR1, Item 31

Account	Description	Doc Type	Document Number	Posting Date	Amount
88107000	CAP Move-CWIP	UZ	2000000502	11/28/2012	23.22
88107000	CAP Move-CWIP	UZ	2000000502	11/28/2012	451.46
88107000	CAP Move-CWIP	UZ	2000000502	11/28/2012	51.16
88107000	CAP Move-CWIP	UZ	2000000502	11/28/2012	2,244.84
88107000	CAP Move-CWIP	UZ	2000000507	11/28/2012	21.20
88107000	CAP Move-CWIP	UZ	2000000502	11/28/2012	831.74
88107000	CAP Move-CWIP	UZ	2000000502	11/28/2012	62.67
88107000	CAP Move-CWIP	UZ	2000000502	11/28/2012	83.27
88107000	CAP Move-CWIP	UZ	2000000502	11/28/2012	128.97
88107000	CAP Move-CWIP	UZ	2000000502	11/28/2012	57.26
88107000	CAP Move-CWIP	UZ	2000000502	11/28/2012	1,813.15
88107000	CAP Move-CWIP	UZ	2000000502	11/28/2012	48.49
88107000	CAP Move-CWIP	UZ	2000000502	11/28/2012	34.83
88107000	CAP Move-CWIP	UZ	2000000502	11/28/2012	382.10
88107000	CAP Move-CWIP	UZ	2000000502	11/28/2012	0.64
88107000	CAP Move-CWIP	UZ	2000000502	11/28/2012	1.98
88107000	CAP Move-CWIP	UZ	2000000502	11/28/2012	1.10
88107000	CAP Move-CWIP	UZ	2000000502	11/28/2012	1.57
88107000	CAP Move-CWIP	UZ	2000000502	11/28/2012	21.06
88107000	CAP Move-CWIP	UZ	2000000502	11/28/2012	1,084.33
88107000	CAP Move-CWIP	UZ	2000000502	11/28/2012	56.98
88107000	CAP Move-CWIP	UZ	2000000502	11/28/2012	26.58
88107000	CAP Move-CWIP	UZ	2000000502	11/28/2012	217.91
88107000	CAP Move-CWIP	UZ	2000000502	11/28/2012	19.75
88107000	CAP Move-CWIP	UZ	2000000502	11/28/2012	39.38
88107000	CAP Move-CWIP	UZ	2000000502	11/28/2012	750.00
88107000	CAP Move-CWIP	UZ	2000000502	11/28/2012	54.73
88107000	CAP Move-CWIP	UZ	2000000502	11/28/2012	178.30
88107000	CAP Move-CWIP	UZ	2000000502	11/28/2012	30.00
88107000	CAP Move-CWIP	UZ	2000000502	11/28/2012	62.50
88107000	CAP Move-CWIP	UZ	2000000502	11/28/2012	4.55
88107000	CAP Move-CWIP	UZ	2000000502	11/28/2012	3.27
88107000	CAP Move-CWIP	UZ	2000000502	11/28/2012	14.84
88107000	CAP Move-CWIP	UZ	2000000502	11/28/2012	2.50
88107000	CAP Move-CWIP	UZ	2000000502	11/28/2012	386.88
88107000	CAP Move-CWIP	UZ	2000000502	11/28/2012	9.66
88107000	CAP Move-CWIP	UZ	2000000502	11/28/2012	118.32
88107000	CAP Move-CWIP	UZ	2000000502	11/28/2012	27.81
88107000	CAP Move-CWIP	UZ	2000000502	11/28/2012	2.76
88107000	CAP Move-CWIP	UZ	2000000502	11/28/2012	2.73
88107000	CAP Move-CWIP	UZ	2000000502	11/28/2012	36.24
88107000	CAP Move-CWIP	UZ	2000000502	11/28/2012	0.89
88107000	CAP Move-CWIP	UZ	2000000502	11/28/2012	2.50
88107000	CAP Move-CWIP	UZ	2000000502	11/28/2012	0.82
88107000	CAP Move-CWIP	UZ	2000000502	11/28/2012	32.62
88107000	CAP Move-CWIP	UZ	2000000502	11/28/2012	2.47
88107000	CAP Move-CWIP	UZ	2000000502	11/28/2012	32.62
88107000	CAP Move-CWIP	UZ	2000000502	11/28/2012	2.47
88107000	CAP Move-CWIP	UZ	2000000502	11/28/2012	2.50
88107000	CAP Move-CWIP	UZ	2000000502	11/28/2012	0.82
88107000	CAP Move-CWIP	UZ	2000000502	11/28/2012	11.67
88107000	CAP Move-CWIP	UZ	2000000502	11/28/2012	37.38
88107000	CAP Move-CWIP	UZ	2000000502	11/28/2012	159.70

Kentucky American Water Company

Case No. 2012-00520

Response to PSC DR1, Item 31

Account	Description	Doc Type	Document Number	Posting Date	Amount
88107000	CAP Move-CWIP	UZ	2000000502	11/28/2012	4.00
88107000	CAP Move-CWIP	UZ	2000000502	11/28/2012	3.94
88107000	CAP Move-CWIP	UZ	2000000502	11/28/2012	7.06
88107000	CAP Move-CWIP	UZ	2000000502	11/28/2012	98.35
88107000	CAP Move-CWIP	UZ	2000000502	11/28/2012	5.17
88107000	CAP Move-CWIP	UZ	2000000502	11/28/2012	26.67
88107000	CAP Move-CWIP	UZ	2000000502	11/28/2012	14.14
88107000	CAP Move-CWIP	UZ	2000000502	11/28/2012	4.81
88107000	CAP Move-CWIP	UZ	2000000502	11/28/2012	192.31
88107000	CAP Move-CWIP	UZ	2000000502	11/28/2012	39.88
88107000	CAP Move-CWIP	UZ	2000000507	11/28/2012	30,893.70
88107000	CAP Move-CWIP	UZ	2000000502	11/28/2012	72.07
88107000	CAP Move-CWIP	UZ	2000000502	11/28/2012	50.03
88107000	CAP Move-CWIP	UZ	2000000502	11/28/2012	953.01
88107000	CAP Move-CWIP	UZ	2000000502	11/28/2012	66.45
88107000	CAP Move-CWIP	UZ	2000000502	11/28/2012	38.13
88107000	CAP Move-CWIP	UZ	2000000502	11/28/2012	19.60
88107000	CAP Move-CWIP	UZ	2000000502	11/28/2012	84.13
88107000	CAP Move-CWIP	UZ	2000000502	11/28/2012	3.10
88107000	CAP Move-CWIP	UZ	2000000502	11/28/2012	272.78
88107000	CAP Move-CWIP	UZ	2000000502	11/28/2012	7.34
88252170	CAP Move-ADV NT WIP	UZ	2000000502	11/28/2012	(19,317.00)
88257100	CAP Move-RWIP	UZ	2000000502	11/28/2012	0.17
88257100	CAP Move-RWIP	UZ	2000000502	11/28/2012	3.21
88257100	CAP Move-RWIP	UZ	2000000502	11/28/2012	0.24
88257100	CAP Move-RWIP	UZ	2000000502	11/28/2012	0.13
88257100	CAP Move-RWIP	UZ	2000000502	11/28/2012	0.22
88257100	CAP Move-RWIP	UZ	2000000502	11/28/2012	0.17
88257100	CAP Move-RWIP	UZ	2000000502	11/28/2012	0.13
88257100	CAP Move-RWIP	UZ	2000000502	11/28/2012	3.21
88257100	CAP Move-RWIP	UZ	2000000502	11/28/2012	0.22
88257100	CAP Move-RWIP	UZ	2000000502	11/28/2012	0.24
88257100	CAP Move-RWIP	UZ	2000000502	11/28/2012	97.30
88257100	CAP Move-RWIP	UZ	2000000502	11/28/2012	1.22
88257100	CAP Move-RWIP	UZ	2000000502	11/28/2012	18.39
88257100	CAP Move-RWIP	UZ	2000000502	11/28/2012	1.76
88257100	CAP Move-RWIP	UZ	2000000502	11/28/2012	7.18
88257100	CAP Move-RWIP	UZ	2000000502	11/28/2012	97.66
88257100	CAP Move-RWIP	UZ	2000000502	11/28/2012	261.78
88257100	CAP Move-RWIP	UZ	2000000502	11/28/2012	33.40
88257100	CAP Move-RWIP	UZ	2000000502	11/28/2012	194.72
88257100	CAP Move-RWIP	UZ	2000000502	11/28/2012	22.10
88257100	CAP Move-RWIP	UZ	2000000502	11/28/2012	9.03
88257100	CAP Move-RWIP	UZ	2000000502	11/28/2012	29.59
88257100	CAP Move-RWIP	UZ	2000000502	11/28/2012	38.76
88257100	CAP Move-RWIP	UZ	2000000502	11/28/2012	136.57
88257100	CAP Move-RWIP	UZ	2000000502	11/28/2012	15.63
88257100	CAP Move-RWIP	UZ	2000000502	11/28/2012	41.13
88257100	CAP Move-RWIP	UZ	2000000502	11/28/2012	532.83
88257100	CAP Move-RWIP	UZ	2000000502	11/28/2012	10.43
88257100	CAP Move-RWIP	UZ	2000000502	11/28/2012	202.83
88257100	CAP Move-RWIP	UZ	2000000502	11/28/2012	1,008.55
88257100	CAP Move-RWIP	UZ	2000000502	11/28/2012	69.24

## Kentucky American Water Company

Case No. 2012-00520

Response to PSC DR1, Item 31

Account	Description	Doc Type	Document Number	Posting Date	Amount
88257100	CAP Move-RWIP	UZ	2000000502	11/28/2012	22.98
88257100	CAP Move-RWIP	UZ	2000000502	11/28/2012	30.32
88257100	CAP Move-RWIP	UZ	2000000502	11/28/2012	19.27
88257100	CAP Move-RWIP	UZ	2000000502	11/28/2012	8.56
88257100	CAP Move-RWIP	UZ	2000000502	11/28/2012	7.25
88257100	CAP Move-RWIP	UZ	2000000502	11/28/2012	57.09
88257100	CAP Move-RWIP	UZ	2000000502	11/28/2012	5.20
88257100	CAP Move-RWIP	UZ	2000000502	11/28/2012	270.93
88257100	CAP Move-RWIP	UZ	2000000502	11/28/2012	0.24
88257100	CAP Move-RWIP	UZ	2000000502	11/28/2012	0.17
88257100	CAP Move-RWIP	UZ	2000000502	11/28/2012	3.15
88257100	CAP Move-RWIP	UZ	2000000502	11/28/2012	0.30
88257100	CAP Move-RWIP	UZ	2000000502	11/28/2012	0.09
88257100	CAP Move-RWIP	UZ	2000000502	11/28/2012	32.56
88257100	CAP Move-RWIP	UZ	2000000502	11/28/2012	162.03
88257100	CAP Move-RWIP	UZ	2000000502	11/28/2012	2.95
88257100	CAP Move-RWIP	UZ	2000000502	11/28/2012	8.52
88257100	CAP Move-RWIP	UZ	2000000502	11/28/2012	3.97
88257100	CAP Move-RWIP	UZ	2000000502	11/28/2012	96.72
88257100	CAP Move-RWIP	UZ	2000000502	11/28/2012	29.58
88257100	CAP Move-RWIP	UZ	2000000502	11/28/2012	2.41
88257100	CAP Move-RWIP	UZ	2000000502	11/28/2012	6.95
88257100	CAP Move-RWIP	UZ	2000000502	11/28/2012	3.62
88257100	CAP Move-RWIP	UZ	2000000502	11/28/2012	0.27
88257100	CAP Move-RWIP	UZ	2000000502	11/28/2012	0.28
88257100	CAP Move-RWIP	UZ	2000000502	11/28/2012	0.09
88257100	CAP Move-RWIP	UZ	2000000502	11/28/2012	0.27
88257100	CAP Move-RWIP	UZ	2000000502	11/28/2012	0.09
88257100	CAP Move-RWIP	UZ	2000000502	11/28/2012	3.62
88257100	CAP Move-RWIP	UZ	2000000502	11/28/2012	0.28
88257100	CAP Move-RWIP	UZ	2000000502	11/28/2012	17.74
88257100	CAP Move-RWIP	UZ	2000000502	11/28/2012	4.15
88257100	CAP Move-RWIP	UZ	2000000502	11/28/2012	1.30
88257100	CAP Move-RWIP	UZ	2000000502	11/28/2012	0.44
88257100	CAP Move-RWIP	UZ	2000000502	11/28/2012	2.96
88257100	CAP Move-RWIP	UZ	2000000502	11/28/2012	0.79
88257100	CAP Move-RWIP	UZ	2000000502	11/28/2012	0.58
88257100	CAP Move-RWIP	UZ	2000000502	11/28/2012	0.44
88257100	CAP Move-RWIP	UZ	2000000502	11/28/2012	10.93
88257100	CAP Move-RWIP	UZ	2000000502	11/28/2012	1.57
88257100	CAP Move-RWIP	UZ	2000000502	11/28/2012	4.43
88257100	CAP Move-RWIP	UZ	2000000502	11/28/2012	0.54
88257100	CAP Move-RWIP	UZ	2000000502	11/28/2012	21.37
88257100	CAP Move-RWIP	UZ	2000000502	11/28/2012	0.39
88257100	CAP Move-RWIP	UZ	2000000502	11/28/2012	0.51
88257100	CAP Move-RWIP	UZ	2000000502	11/28/2012	0.67
88257100	CAP Move-RWIP	UZ	2000000502	11/28/2012	9.63
88257100	CAP Move-RWIP	UZ	2000000502	11/28/2012	0.73
88257100	CAP Move-RWIP	UZ	2000000502	11/28/2012	23.73
88257100	CAP Move-RWIP	UZ	2000000502	11/28/2012	2.07
88257100	CAP Move-RWIP	UZ	2000000502	11/28/2012	0.87
88257100	CAP Move-RWIP	UZ	2000000502	11/28/2012	5.53
88257100	CAP Move-RWIP	UZ	2000000502	11/28/2012	76.94

Kentucky American Water Company  
Case No. 2012-00520  
Response to PSC DR1, Item 31

Account	Description	Doc Type	Document Number	Posting Date	Amount
88271170	CAP Move-CIAC NT WIP	UZ	2000000502	11/28/2012	(12,376.00)
88900000	CAP Move-Settlement	UZ	2000000502	11/28/2012	(113.10)
88900000	CAP Move-Settlement	UZ	2000000502	11/28/2012	(38.43)
88900000	CAP Move-Settlement	UZ	2000000502	11/28/2012	(310.29)
88900000	CAP Move-Settlement	UZ	2000000502	11/28/2012	(1,537.20)
88900000	CAP Move-Settlement	UZ	2000000502	11/28/2012	(59.38)
88900000	CAP Move-Settlement	UZ	2000000502	11/28/2012	(259.20)
88900000	CAP Move-Settlement	UZ	2000000502	11/28/2012	(6.48)
88900000	CAP Move-Settlement	UZ	2000000502	11/28/2012	(19.04)
88900000	CAP Move-Settlement	UZ	2000000502	11/28/2012	(648.00)
88900000	CAP Move-Settlement	UZ	2000000502	11/28/2012	(47.50)
88900000	CAP Move-Settlement	UZ	2000000502	11/28/2012	(16.20)
88900000	CAP Move-Settlement	UZ	2000000502	11/28/2012	(148.75)
88900000	CAP Move-Settlement	UZ	2000000507	11/28/2012	(1,784.55)
88900000	CAP Move-Settlement	UZ	2000000507	11/28/2012	(147.72)
88900000	CAP Move-Settlement	UZ	2000000502	11/28/2012	(2.80)
88900000	CAP Move-Settlement	UZ	2000000502	11/28/2012	(559.78)
88900000	CAP Move-Settlement	UZ	2000000502	11/28/2012	(39.92)
88900000	CAP Move-Settlement	UZ	2000000502	11/28/2012	(191.88)
88900000	CAP Move-Settlement	UZ	2000000502	11/28/2012	19,317.00
88900000	CAP Move-Settlement	UZ	2000000502	11/28/2012	12,376.00
88900000	CAP Move-Settlement	UZ	2000000502	11/28/2012	(59.04)
88900000	CAP Move-Settlement	UZ	2000000502	11/28/2012	(172.24)
88900000	CAP Move-Settlement	UZ	2000000502	11/28/2012	(0.86)
88900000	CAP Move-Settlement	UZ	2000000502	11/28/2012	(12.28)
88900000	CAP Move-Settlement	UZ	2000000502	11/28/2012	(23.82)
88900000	CAP Move-Settlement	UZ	2000000502	11/28/2012	(12.64)
88900000	CAP Move-Settlement	UZ	2000000502	11/28/2012	(16.60)
88900000	CAP Move-Settlement	UZ	2000000502	11/28/2012	(327.00)
88900000	CAP Move-Settlement	UZ	2000000502	11/28/2012	(26.64)
88900000	CAP Move-Settlement	UZ	2000000504	11/28/2012	(3,131.28)
88900000	CAP Move-Settlement	UZ	2000000502	11/28/2012	(22.38)
88900000	CAP Move-Settlement	UZ	2000000502	11/28/2012	(12.84)
88900000	CAP Move-Settlement	UZ	2000000502	11/28/2012	(320.88)
88900000	CAP Move-Settlement	UZ	2000000502	11/28/2012	(16.84)
88900000	CAP Move-Settlement	UZ	2000000502	11/28/2012	(24.26)
88900000	CAP Move-Settlement	UZ	2000000502	11/28/2012	(24.27)
88900000	CAP Move-Settlement	UZ	2000000502	11/28/2012	(12.84)
88900000	CAP Move-Settlement	UZ	2000000502	11/28/2012	(16.85)
88900000	CAP Move-Settlement	UZ	2000000502	11/28/2012	(22.37)
88900000	CAP Move-Settlement	UZ	2000000502	11/28/2012	(320.88)
88900000	CAP Move-Settlement	UZ	2000000502	11/28/2012	(7.98)
88900000	CAP Move-Settlement	UZ	2000000502	11/28/2012	(83.60)
88900000	CAP Move-Settlement	UZ	2000000502	11/28/2012	(442.25)
88900000	CAP Move-Settlement	UZ	2000000502	11/28/2012	(5.56)
88900000	CAP Move-Settlement	UZ	2000000502	11/28/2012	(32.65)
88900000	CAP Move-Settlement	UZ	2000000502	11/28/2012	(47.95)
88900000	CAP Move-Settlement	UZ	2000000502	11/28/2012	(210.61)
88900000	CAP Move-Settlement	UZ	2000000502	11/28/2012	(17.86)
88900000	CAP Move-Settlement	UZ	2000000502	11/28/2012	(66.32)
88900000	CAP Move-Settlement	UZ	2000000502	11/28/2012	(433.44)
88900000	CAP Move-Settlement	UZ	2000000502	11/28/2012	(483.25)
88900000	CAP Move-Settlement	UZ	2000000502	11/28/2012	(108.96)

Kentucky American Water Company  
Case No. 2012-00520  
Response to PSC DR1, Item 31

Account	Description	Doc Type	Document Number	Posting Date	Amount
88900000	CAP Move-Settlement	UZ	2000000502	11/28/2012	(1,038.69)
88900000	CAP Move-Settlement	UZ	2000000502	11/28/2012	(83.38)
88900000	CAP Move-Settlement	UZ	2000000502	11/28/2012	(56.33)
88900000	CAP Move-Settlement	UZ	2000000502	11/28/2012	(265.59)
88900000	CAP Move-Settlement	UZ	2000000502	11/28/2012	(28.73)
88900000	CAP Move-Settlement	UZ	2000000502	11/28/2012	(41.03)
88900000	CAP Move-Settlement	UZ	2000000502	11/28/2012	(443.90)
88900000	CAP Move-Settlement	UZ	2000000502	11/28/2012	(885.11)
88900000	CAP Move-Settlement	UZ	2000000502	11/28/2012	(100.44)
88900000	CAP Move-Settlement	UZ	2000000502	11/28/2012	(1,189.91)
88900000	CAP Move-Settlement	UZ	2000000502	11/28/2012	(151.82)
88900000	CAP Move-Settlement	UZ	2000000502	11/28/2012	(8.60)
88900000	CAP Move-Settlement	UZ	2000000502	11/28/2012	(190.66)
88900000	CAP Move-Settlement	UZ	2000000502	11/28/2012	(36.83)
88900000	CAP Move-Settlement	UZ	2000000502	11/28/2012	(14.01)
88900000	CAP Move-Settlement	UZ	2000000502	11/28/2012	(50.43)
88900000	CAP Move-Settlement	UZ	2000000502	11/28/2012	(95.46)
88900000	CAP Move-Settlement	UZ	2000000502	11/28/2012	(132.68)
88900000	CAP Move-Settlement	UZ	2000000502	11/28/2012	(125.02)
88900000	CAP Move-Settlement	UZ	2000000502	11/28/2012	(440.55)
88900000	CAP Move-Settlement	UZ	2000000502	11/28/2012	(1,718.81)
88900000	CAP Move-Settlement	UZ	2000000502	11/28/2012	(87.40)
88900000	CAP Move-Settlement	UZ	2000000502	11/28/2012	(65.74)
88900000	CAP Move-Settlement	UZ	2000000502	11/28/2012	(872.64)
88900000	CAP Move-Settlement	UZ	2000000507	11/28/2012	(954.00)
88900000	CAP Move-Settlement	UZ	2000000502	11/28/2012	(223.36)
88900000	CAP Move-Settlement	UZ	2000000502	11/28/2012	(3,253.39)
88900000	CAP Move-Settlement	UZ	2000000502	11/28/2012	(74.14)
88900000	CAP Move-Settlement	UZ	2000000502	11/28/2012	(654.29)
88900000	CAP Move-Settlement	UZ	2000000502	11/28/2012	(97.80)
88900000	CAP Move-Settlement	UZ	2000000502	11/28/2012	(33.65)
88900000	CAP Move-Settlement	UZ	2000000507	11/28/2012	(21.20)
88900000	CAP Move-Settlement	UZ	2000000502	11/28/2012	(831.74)
88900000	CAP Move-Settlement	UZ	2000000502	11/28/2012	(83.27)
88900000	CAP Move-Settlement	UZ	2000000502	11/28/2012	(62.67)
88900000	CAP Move-Settlement	UZ	2000000502	11/28/2012	(55.74)
88900000	CAP Move-Settlement	UZ	2000000502	11/28/2012	(2,084.08)
88900000	CAP Move-Settlement	UZ	2000000502	11/28/2012	(148.24)
88900000	CAP Move-Settlement	UZ	2000000502	11/28/2012	(40.03)
88900000	CAP Move-Settlement	UZ	2000000502	11/28/2012	(439.19)
88900000	CAP Move-Settlement	UZ	2000000502	11/28/2012	(65.82)
88900000	CAP Move-Settlement	UZ	2000000502	11/28/2012	(1.27)
88900000	CAP Move-Settlement	UZ	2000000502	11/28/2012	(2.28)
88900000	CAP Move-Settlement	UZ	2000000502	11/28/2012	(0.73)
88900000	CAP Move-Settlement	UZ	2000000502	11/28/2012	(24.21)
88900000	CAP Move-Settlement	UZ	2000000502	11/28/2012	(1.81)
88900000	CAP Move-Settlement	UZ	2000000502	11/28/2012	(65.50)
88900000	CAP Move-Settlement	UZ	2000000502	11/28/2012	(1,246.36)
88900000	CAP Move-Settlement	UZ	2000000502	11/28/2012	(22.70)
88900000	CAP Move-Settlement	UZ	2000000502	11/28/2012	(30.55)
88900000	CAP Move-Settlement	UZ	2000000502	11/28/2012	(250.47)
88900000	CAP Move-Settlement	UZ	2000000502	11/28/2012	(178.30)
88900000	CAP Move-Settlement	UZ	2000000502	11/28/2012	(30.00)



Kentucky American Water Company  
Case No. 2012-00520  
Response to PSC DR1, Item 31

Account	Description	Doc Type	Document Number	Posting Date	Amount
88900000	CAP Move-Settlement	UZ	2000000502	11/28/2012	(54.73)
88900000	CAP Move-Settlement	UZ	2000000502	11/28/2012	(750.00)
88900000	CAP Move-Settlement	UZ	2000000502	11/28/2012	(39.38)
88900000	CAP Move-Settlement	UZ	2000000502	11/28/2012	(62.50)
88900000	CAP Move-Settlement	UZ	2000000502	11/28/2012	(3.27)
88900000	CAP Move-Settlement	UZ	2000000502	11/28/2012	(2.50)
88900000	CAP Move-Settlement	UZ	2000000502	11/28/2012	(4.55)
88900000	CAP Move-Settlement	UZ	2000000502	11/28/2012	(14.84)
88900000	CAP Move-Settlement	UZ	2000000502	11/28/2012	(483.60)
88900000	CAP Move-Settlement	UZ	2000000502	11/28/2012	(12.07)
88900000	CAP Move-Settlement	UZ	2000000502	11/28/2012	(34.76)
88900000	CAP Move-Settlement	UZ	2000000502	11/28/2012	(147.90)
88900000	CAP Move-Settlement	UZ	2000000502	11/28/2012	(2.73)
88900000	CAP Move-Settlement	UZ	2000000502	11/28/2012	(36.24)
88900000	CAP Move-Settlement	UZ	2000000502	11/28/2012	(0.89)
88900000	CAP Move-Settlement	UZ	2000000502	11/28/2012	(2.76)
88900000	CAP Move-Settlement	UZ	2000000502	11/28/2012	(2.74)
88900000	CAP Move-Settlement	UZ	2000000502	11/28/2012	(0.91)
88900000	CAP Move-Settlement	UZ	2000000502	11/28/2012	(2.78)
88900000	CAP Move-Settlement	UZ	2000000502	11/28/2012	(36.24)
88900000	CAP Move-Settlement	UZ	2000000502	11/28/2012	(36.24)
88900000	CAP Move-Settlement	UZ	2000000502	11/28/2012	(2.78)
88900000	CAP Move-Settlement	UZ	2000000502	11/28/2012	(2.74)
88900000	CAP Move-Settlement	UZ	2000000502	11/28/2012	(0.91)
88900000	CAP Move-Settlement	UZ	2000000502	11/28/2012	(177.44)
88900000	CAP Move-Settlement	UZ	2000000502	11/28/2012	(4.44)
88900000	CAP Move-Settlement	UZ	2000000502	11/28/2012	(12.97)
88900000	CAP Move-Settlement	UZ	2000000502	11/28/2012	(41.53)
88900000	CAP Move-Settlement	UZ	2000000502	11/28/2012	(29.63)
88900000	CAP Move-Settlement	UZ	2000000502	11/28/2012	(5.75)
88900000	CAP Move-Settlement	UZ	2000000502	11/28/2012	(109.28)
88900000	CAP Move-Settlement	UZ	2000000502	11/28/2012	(4.38)
88900000	CAP Move-Settlement	UZ	2000000502	11/28/2012	(7.85)
88900000	CAP Move-Settlement	UZ	2000000502	11/28/2012	(213.68)
88900000	CAP Move-Settlement	UZ	2000000502	11/28/2012	(5.35)
88900000	CAP Move-Settlement	UZ	2000000502	11/28/2012	(15.71)
88900000	CAP Move-Settlement	UZ	2000000502	11/28/2012	(44.31)
88900000	CAP Move-Settlement	UZ	2000000507	11/28/2012	(30,893.70)
88900000	CAP Move-Settlement	UZ	2000000502	11/28/2012	(962.64)
88900000	CAP Move-Settlement	UZ	2000000502	11/28/2012	(38.52)
88900000	CAP Move-Settlement	UZ	2000000502	11/28/2012	(67.12)
88900000	CAP Move-Settlement	UZ	2000000502	11/28/2012	(72.80)
88900000	CAP Move-Settlement	UZ	2000000502	11/28/2012	(50.54)
88900000	CAP Move-Settlement	UZ	2000000502	11/28/2012	(349.72)
88900000	CAP Move-Settlement	UZ	2000000502	11/28/2012	(25.13)
88900000	CAP Move-Settlement	UZ	2000000502	11/28/2012	(107.86)
88900000	CAP Move-Settlement	UZ	2000000502	11/28/2012	(3.97)
88900000	CAP Move-Settlement	UZ	2000000502	11/28/2012	(9.41)
40111000	Res Sales Billed	ZA	9400001396	11/29/2012	(190,628.68)
40111000	Res Sales Billed	ZA	9400001396	11/29/2012	(12.88)
40111000	Res Sales Billed	ZA	9400001396	11/29/2012	(28.78)
40121000	Com Sales Billed	ZA	9400001396	11/29/2012	(30,013.98)
40145000	Priv Fire Billed	ZA	9400001396	11/29/2012	(645.92)

## Kentucky American Water Company

Case No. 2012-00520

Response to PSC DR1, Item 31

Account	Description	Doc Type	Document Number	Posting Date	Amount
40151000	Publ Auth Billed	ZA	9400001396	11/29/2012	526.42
40161000	Sls/Rsle Billed	ZA	9400001396	11/29/2012	(1,375.12)
40211000	Dom WW Svc Billed	ZA	9400001396	11/29/2012	(29.72)
40211000	Dom WW Svc Billed	ZA	9400001396	11/29/2012	(23.54)
40310400	OthRev-NSF Ck Chrg	ZA	9400001396	11/29/2012	(72.00)
40310500	OthRev-Appl/InitFee	ZA	9400001396	11/29/2012	(26.00)
40310500	OthRev-Appl/InitFee	ZA	9400001396	11/29/2012	(1,095.00)
40310500	OthRev-Appl/InitFee	ZA	9400001396	11/29/2012	(1,846.00)
40310700	OthRev-Reconnct Fee	ZA	9400001396	11/29/2012	(416.00)
50452000	Emp Physical Exams	KR	5000003362	11/29/2012	42.40
50452000	Emp Physical Exams	KR	5000003362	11/29/2012	37.10
50452000	Emp Physical Exams	KR	5000003362	11/29/2012	37.10
50452000	Emp Physical Exams	KR	5000003362	11/29/2012	26.50
50452000	Emp Physical Exams	KR	5000003362	11/29/2012	26.50
50452000	Emp Physical Exams	KR	5000003362	11/29/2012	21.20
51010000	Purchased Water	KR	5000003326	11/29/2012	12,335.91
51110000	Waste Disposal	WA	5000003356	11/29/2012	1,593.18
51110000	Waste Disposal	WA	5000003356	11/29/2012	158.61
51110000	Waste Disposal	WA	5000003360	11/29/2012	35.88
51510000	Purchased Power	ZN	5000003329	11/29/2012	1,940.91
51510000	Purchased Power	ZN	5000003330	11/29/2012	21.86
51800000	Chemicals	WA	5000003355	11/29/2012	1,704.45
51800000	Chemicals	WA	5000003355	11/29/2012	3,054.91
51800000	Chemicals	WA	5000003355	11/29/2012	1,858.72
51800000	Chemicals	WA	5000003355	11/29/2012	14,121.62
51800000	Chemicals	WA	5000003355	11/29/2012	2,045.10
51800000	Chemicals	WA	5000003355	11/29/2012	1,860.42
51800000	Chemicals	WA	5000003357	11/29/2012	(85.58)
51800000	Chemicals	WA	5000003358	11/29/2012	55.56
51800000	Chemicals	WA	5000003358	11/29/2012	140.48
51800000	Chemicals	WA	5000003358	11/29/2012	1,162.63
51800000	Chemicals	WA	5000003359	11/29/2012	418.15
51800000	Chemicals	WA	5000003359	11/29/2012	2,318.51
51800000	Chemicals	WA	5000003359	11/29/2012	304.61
51800000	Chemicals	WA	5000003359	11/29/2012	89.23
51800000	Chemicals	WA	5000003359	11/29/2012	121.25
51800000	Chemicals	WA	5000003359	11/29/2012	1,879.57
51800000	Chemicals	WA	5000003359	11/29/2012	1,194.86
51800000	Chemicals	WA	5000003359	11/29/2012	1,269.83
52000000	M&S Expense (O&M)	SA	100001876	11/29/2012	68.35
52000000	M&S Expense (O&M)	SA	100001876	11/29/2012	(68.35)
52000000	M&S Expense (O&M)	SA	100001877	11/29/2012	73.97
52000000	M&S Expense (O&M)	SA	100001877	11/29/2012	(73.97)
52000000	M&S Expense (O&M)	SA	100001877	11/29/2012	500.11
52000000	M&S Expense (O&M)	SA	100001877	11/29/2012	(500.11)
52000000	M&S Expense (O&M)	SA	100001877	11/29/2012	151.29
52000000	M&S Expense (O&M)	SA	100001877	11/29/2012	(151.29)
52000000	M&S Expense (O&M)	SA	100001877	11/29/2012	86.67
52000000	M&S Expense (O&M)	SA	100001877	11/29/2012	(86.67)
52000000	M&S Expense (O&M)	SA	100001878	11/29/2012	100.70
52000000	M&S Expense (O&M)	SA	100001878	11/29/2012	(100.70)
52000000	M&S Expense (O&M)	SA	100001879	11/29/2012	39.58
52000000	M&S Expense (O&M)	SA	100001879	11/29/2012	(39.58)

## Kentucky American Water Company

Case No. 2012-00520

Response to PSC DR1, Item 31

Account	Description	Doc Type	Document Number	Posting Date	Amount
52000000	M&S Expense (O&M)	SA	100001880	11/29/2012	38.66
52000000	M&S Expense (O&M)	SA	100001880	11/29/2012	(38.66)
52000000	M&S Expense (O&M)	KR	5000003333	11/29/2012	115.44
52000000	M&S Expense (O&M)	KR	5000003344	11/29/2012	794.84
52000000	M&S Expense (O&M)	KR	5000003345	11/29/2012	163.77
52000000	M&S Expense (O&M)	KR	5000003346	11/29/2012	252.81
52000000	M&S Expense (O&M)	KR	5000003347	11/29/2012	747.42
52000000	M&S Expense (O&M)	KR	5000003361	11/29/2012	644.04
52000000	M&S Expense (O&M)	WA	5000003379	11/29/2012	156.52
52000000	M&S Expense (O&M)	WA	5000003379	11/29/2012	422.38
52000000	M&S Expense (O&M)	WA	5000003380	11/29/2012	142.12
52000000	M&S Expense (O&M)	WA	5000003380	11/29/2012	1,029.99
52000000	M&S Expense (O&M)	WA	5000003380	11/29/2012	129.13
52000000	M&S Expense (O&M)	WA	5000003380	11/29/2012	15.47
52000000	M&S Expense (O&M)	WA	5000003380	11/29/2012	15.12
52000000	M&S Expense (O&M)	WA	5000003381	11/29/2012	223.04
52000000	M&S Expense (O&M)	WA	5000003382	11/29/2012	144.43
52000000	M&S Expense (O&M)	WA	5000003382	11/29/2012	513.89
52000000	M&S Expense (O&M)	WA	5000003382	11/29/2012	81.33
52000000	M&S Expense (O&M)	WA	5000003382	11/29/2012	44.63
52000000	M&S Expense (O&M)	WA	5000003383	11/29/2012	21.20
52000000	M&S Expense (O&M)	WA	5000003383	11/29/2012	72.21
52000000	M&S Expense (O&M)	WA	5000003384	11/29/2012	70.82
52000000	M&S Expense (O&M)	WA	5000003385	11/29/2012	70.82
52000000	M&S Expense (O&M)	WA	5000003385	11/29/2012	64.69
52000000	M&S Expense (O&M)	WA	5000003386	11/29/2012	53.18
52000000	M&S Expense (O&M)	WA	5000003387	11/29/2012	71.06
52000000	M&S Expense (O&M)	WA	5000003387	11/29/2012	378.89
52000000	M&S Expense (O&M)	WA	5000003387	11/29/2012	44.63
52000000	M&S Expense (O&M)	WA	5000003387	11/29/2012	81.33
52000000	M&S Expense (O&M)	WA	5000003388	11/29/2012	378.89
52000000	M&S Expense (O&M)	WA	5000003388	11/29/2012	44.63
52000000	M&S Expense (O&M)	WA	5000003388	11/29/2012	81.33
52000000	M&S Expense (O&M)	ZI	9000001335	11/29/2012	347.93
52000000	M&S Expense (O&M)	ZI	9000001336	11/29/2012	79.47
52000000	M&S Expense (O&M)	ZI	9000001411	11/29/2012	237.40
52000000	M&S Expense (O&M)	ZI	9000001422	11/29/2012	100.11
52000000	M&S Expense (O&M)	ZI	9000001431	11/29/2012	83.31
52000000	M&S Expense (O&M)	ZI	9000001442	11/29/2012	18.70
52000000	M&S Expense (O&M)	ZI	9000001447	11/29/2012	240.79
52000000	M&S Expense (O&M)	ZI	9000001454	11/29/2012	31.69
52000000	M&S Expense (O&M)	ZI	9000001455	11/29/2012	443.36
52000000	M&S Expense (O&M)	ZI	9000001471	11/29/2012	51.41
52000000	M&S Expense (O&M)	ZI	9000001472	11/29/2012	105.68
52000000	M&S Expense (O&M)	ZI	9000001515	11/29/2012	342.34
52000000	M&S Expense (O&M)	ZI	9000001527	11/29/2012	16.71
52000000	M&S Expense (O&M)	ZI	9000001528	11/29/2012	19.80
52000000	M&S Expense (O&M)	ZI	9000001540	11/29/2012	216.28
52500000	Misc Expense (O&M)	SN	100001926	11/29/2012	(1,748.70)
52500000	Misc Expense (O&M)	KR	5000003364	11/29/2012	853.79
52500000	Misc Expense (O&M)	KR	5000003366	11/29/2012	488.98
52500000	Misc Expense (O&M)	ZI	9000001323	11/29/2012	175.00
52500000	Misc Expense (O&M)	ZI	9000001370	11/29/2012	276.53

Kentucky American Water Company  
Case No. 2012-00520  
Response to PSC DR1, Item 31

Account	Description	Doc Type	Document Number	Posting Date	Amount
52500000	Misc Expense (O&M)	ZI	9000001371	11/29/2012	111.42
52500000	Misc Expense (O&M)	ZI	9000001539	11/29/2012	629.62
52500000	Misc Expense (O&M)	UZ	2000000508	11/29/2012	0.01
52500000	Misc Expense (O&M)	UZ	2000000508	11/29/2012	(1,150.10)
52500000	Misc Expense (O&M)	UZ	2000000508	11/29/2012	(801,360.00)
52503000	Advertising	KR	5000003354	11/29/2012	530.00
52532000	Electricity	ZN	5000003330	11/29/2012	68.68
52532000	Electricity	ZN	5000003330	11/29/2012	29.31
52532000	Electricity	ZN	5000003330	11/29/2012	53.53
52532000	Electricity	ZN	5000003330	11/29/2012	71.04
52532000	Electricity	ZN	5000003330	11/29/2012	40.74
52532000	Electricity	ZN	5000003330	11/29/2012	22.19
52534000	Employee Expenses	ZI	9000001433	11/29/2012	5.00
52534000	Employee Expenses	ZI	9000001441	11/29/2012	493.20
52535000	Meals Deductible	ZI	9000001162	11/29/2012	18.61
52535000	Meals Deductible	ZI	9000001192	11/29/2012	8.85
52535000	Meals Deductible	ZI	9000001309	11/29/2012	5.71
52535000	Meals Deductible	ZI	9000001326	11/29/2012	35.39
52535000	Meals Deductible	ZI	9000001334	11/29/2012	9.85
52535000	Meals Deductible	ZI	9000001360	11/29/2012	15.34
52535000	Meals Deductible	ZI	9000001385	11/29/2012	9.90
52535000	Meals Deductible	ZI	9000001412	11/29/2012	70.00
52535000	Meals Deductible	ZI	9000001419	11/29/2012	64.72
52535000	Meals Deductible	ZI	9000001432	11/29/2012	10.31
52535000	Meals Deductible	ZI	9000001451	11/29/2012	31.71
52535000	Meals Deductible	ZI	9000001453	11/29/2012	17.33
52535000	Meals Deductible	ZI	9000001462	11/29/2012	6.97
52535000	Meals Deductible	ZI	9000001465	11/29/2012	15.94
52535000	Meals Deductible	ZI	9000001466	11/29/2012	15.67
52535000	Meals Deductible	ZI	9000001477	11/29/2012	23.89
52535000	Meals Deductible	ZI	9000001492	11/29/2012	14.53
52535000	Meals Deductible	ZI	9000001502	11/29/2012	9.47
52535000	Meals Deductible	ZI	9000001503	11/29/2012	13.19
52549500	Inv Phys W/O Scrap	WI	5000003350	11/29/2012	1,535.93
52549500	Inv Phys W/O Scrap	WI	5000003350	11/29/2012	(139.00)
52549500	Inv Phys W/O Scrap	WI	5000003350	11/29/2012	4,974.87
52549500	Inv Phys W/O Scrap	WI	5000003350	11/29/2012	412.36
52549500	Inv Phys W/O Scrap	WI	5000003350	11/29/2012	1,870.59
52549500	Inv Phys W/O Scrap	WI	5000003350	11/29/2012	(1,249.64)
52549500	Inv Phys W/O Scrap	WI	5000003350	11/29/2012	(36.36)
52549500	Inv Phys W/O Scrap	WI	5000003350	11/29/2012	(918.80)
52549500	Inv Phys W/O Scrap	WI	5000003350	11/29/2012	1,065.92
52549500	Inv Phys W/O Scrap	WI	5000003350	11/29/2012	(469.57)
52549500	Inv Phys W/O Scrap	WI	5000003350	11/29/2012	481.43
52549500	Inv Phys W/O Scrap	WI	5000003350	11/29/2012	(50.19)
52549500	Inv Phys W/O Scrap	WI	5000003350	11/29/2012	(80.56)
52549500	Inv Phys W/O Scrap	WI	5000003350	11/29/2012	(34.55)
52550000	Janitorial	ZI	9000001490	11/29/2012	8.54
52550000	Janitorial	ZI	9000001534	11/29/2012	8.54
52554500	Lab Supplies	WE	5000003353	11/29/2012	162.10
52562000	Office Supplies	RE	5000003328	11/29/2012	41.81
52562000	Office Supplies	RE	5000003328	11/29/2012	41.80
52562000	Office Supplies	RE	5000003348	11/29/2012	(0.01)

## Kentucky American Water Company

Case No. 2012-00520

Response to PSC DR1, Item 31

Account	Description	Doc Type	Document Number	Posting Date	Amount
52562000	Office Supplies	ZI	9000001340	11/29/2012	50.11
52562000	Office Supplies	ZI	9000001418	11/29/2012	180.98
52562000	Office Supplies	ZI	9000001535	11/29/2012	57.49
52571100	Add'l Security Costs	KR	5000003363	11/29/2012	1,008.75
52574000	Telephone	ZC	9400001395	11/29/2012	0.58
52574000	Telephone	ZC	9400001395	11/29/2012	10.47
52574000	Telephone	ZC	9400001395	11/29/2012	98.00
52574000	Telephone	ZC	9400001395	11/29/2012	133.90
52574000	Telephone	ZC	9400001395	11/29/2012	236.25
52574000	Telephone	ZC	9400001395	11/29/2012	315.18
52574000	Telephone	ZC	9400001395	11/29/2012	472.50
52574000	Telephone	ZC	9400001395	11/29/2012	989.94
52574000	Telephone	UZ	2000000508	11/29/2012	38,475.23
52582000	Uniforms	ZI	9000001341	11/29/2012	47.04
52582000	Uniforms	ZI	9000001459	11/29/2012	127.89
52582000	Uniforms	ZI	9000001460	11/29/2012	53.81
52582000	Uniforms	ZI	9000001490	11/29/2012	36.54
52582000	Uniforms	ZI	9000001525	11/29/2012	69.19
52582000	Uniforms	ZI	9000001526	11/29/2012	53.81
52582000	Uniforms	ZI	9000001534	11/29/2012	32.60
53150000	Contr Svc-Other	KR	5000003334	11/29/2012	111.83
53150000	Contr Svc-Other	WE	5000003335	11/29/2012	4,985.00
53150000	Contr Svc-Other	WE	5000003342	11/29/2012	406.00
53150000	Contr Svc-Other	WE	5000003343	11/29/2012	540.00
53150000	Contr Svc-Other	KR	5000003365	11/29/2012	90.10
53150000	Contr Svc-Other	KR	5000003367	11/29/2012	114.06
53150000	Contr Svc-Other	KR	5000003368	11/29/2012	110.61
53150000	Contr Svc-Other	KR	5000003369	11/29/2012	113.60
53150000	Contr Svc-Other	KR	5000003370	11/29/2012	122.21
53150000	Contr Svc-Other	KR	5000003371	11/29/2012	112.79
53150000	Contr Svc-Other	ZI	9000001475	11/29/2012	60.00
53150000	Contr Svc-Other	ZI	9000001476	11/29/2012	75.00
53150000	Contr Svc-Other	ZI	9000001495	11/29/2012	68.90
53150000	Contr Svc-Other	UZ	2000000511	11/29/2012	(17,000.00)
53150000	Contr Svc-Other	UZ	2000000511	11/29/2012	17,000.00
53150000	Contr Svc-Other	UZ	2000000513	11/29/2012	13,450.00
53150000	Contr Svc-Other	UZ	2000000513	11/29/2012	(4,000.00)
53150000	Contr Svc-Other	UZ	2000000508	11/29/2012	(10,200.00)
53150000	Contr Svc-Other	UZ	2000000508	11/29/2012	10,200.00
53150000	Contr Svc-Other	UZ	2000000511	11/29/2012	(111.83)
53150000	Contr Svc-Other	UZ	2000000511	11/29/2012	(4,985.00)
53155000	Contr Svc-Legal	KR	5000003340	11/29/2012	720.80
55000000	Transportation (O&M)	ZI	9000001480	11/29/2012	33.84
57010000	Uncoll Accts Exp	ZA	9400001396	11/29/2012	3,158.13
57010000	Uncoll Accts Exp	ZA	9400001396	11/29/2012	54,870.58
72802000	CIAC Rcpt Svcs Clrg	DR	4000004115	11/29/2012	(817.00)
72802000	CIAC Rcpt Svcs Clrg	DR	4000004123	11/29/2012	(817.00)
72802000	CIAC Rcpt Svcs Clrg	DR	4000004125	11/29/2012	(817.00)
72802000	CIAC Rcpt Svcs Clrg	DR	4000004127	11/29/2012	(300.00)
72802100	CIAC Rcpt Non-SrvClr	DR	4000004055	11/29/2012	(817.00)
72802100	CIAC Rcpt Non-SrvClr	ZF	5000003349	11/29/2012	427.66
72802100	CIAC Rcpt Non-SrvClr	UZ	2000000513	11/29/2012	(427.66)
72802100	CIAC Rcpt Non-SrvClr	UZ	2000000511	11/29/2012	817.00

## Kentucky American Water Company

Case No. 2012-00520

Response to PSC DR1, Item 31

Account	Description	Doc Type	Document Number	Posting Date	Amount
88107000	CAP Move-CWIP	UZ	2000000512	11/29/2012	(16,830.00)
88107000	CAP Move-CWIP	UZ	2000000512	11/29/2012	16,830.00
88107000	CAP Move-CWIP	UZ	2000000514	11/29/2012	(13,315.50)
88107000	CAP Move-CWIP	UZ	2000000514	11/29/2012	3,960.00
88107000	CAP Move-CWIP	UZ	2000000509	11/29/2012	(10,200.00)
88107000	CAP Move-CWIP	UZ	2000000509	11/29/2012	10,200.00
88107000	CAP Move-CWIP	UZ	2000000509	11/29/2012	(0.01)
88107000	CAP Move-CWIP	UZ	2000000509	11/29/2012	897.08
88107000	CAP Move-CWIP	UZ	2000000512	11/29/2012	111.83
88107000	CAP Move-CWIP	UZ	2000000509	11/29/2012	697,183.20
88107000	CAP Move-CWIP	UZ	2000000509	11/29/2012	(38,475.23)
88107000	CAP Move-CWIP	UZ	2000000512	11/29/2012	4,735.75
88257100	CAP Move-RWIP	UZ	2000000512	11/29/2012	170.00
88257100	CAP Move-RWIP	UZ	2000000512	11/29/2012	(170.00)
88257100	CAP Move-RWIP	UZ	2000000514	11/29/2012	(134.50)
88257100	CAP Move-RWIP	UZ	2000000514	11/29/2012	40.00
88257100	CAP Move-RWIP	UZ	2000000509	11/29/2012	253.02
88257100	CAP Move-RWIP	UZ	2000000509	11/29/2012	104,176.80
88257100	CAP Move-RWIP	UZ	2000000512	11/29/2012	249.25
88271170	CAP Move-CIAC NT WIP	UZ	2000000514	11/29/2012	427.66
88271170	CAP Move-CIAC NT WIP	UZ	2000000512	11/29/2012	(817.00)
88900000	CAP Move-Settlement	UZ	2000000512	11/29/2012	(17,000.00)
88900000	CAP Move-Settlement	UZ	2000000512	11/29/2012	17,000.00
88900000	CAP Move-Settlement	UZ	2000000514	11/29/2012	(4,000.00)
88900000	CAP Move-Settlement	UZ	2000000514	11/29/2012	13,450.00
88900000	CAP Move-Settlement	UZ	2000000514	11/29/2012	(427.66)
88900000	CAP Move-Settlement	UZ	2000000509	11/29/2012	(10,200.00)
88900000	CAP Move-Settlement	UZ	2000000509	11/29/2012	10,200.00
88900000	CAP Move-Settlement	UZ	2000000509	11/29/2012	0.01
88900000	CAP Move-Settlement	UZ	2000000509	11/29/2012	(1,150.10)
88900000	CAP Move-Settlement	UZ	2000000512	11/29/2012	(111.83)
88900000	CAP Move-Settlement	UZ	2000000512	11/29/2012	817.00
88900000	CAP Move-Settlement	UZ	2000000509	11/29/2012	(801,360.00)
88900000	CAP Move-Settlement	UZ	2000000509	11/29/2012	38,475.23
88900000	CAP Move-Settlement	UZ	2000000512	11/29/2012	(4,985.00)
40111000	Res Sales Billed	SA	100002011	11/30/2012	18.18
40111000	Res Sales Billed	SA	100002011	11/30/2012	648.47
40111000	Res Sales Billed	SA	100002011	11/30/2012	(18.60)
40111000	Res Sales Billed	SA	100002011	11/30/2012	194.37
40112000	Res Sales Unbilled	ZK	4500000004	11/30/2012	(2,190,407.74)
40121000	Com Sales Billed	SV	100001937	11/30/2012	32,107.41
40121000	Com Sales Billed	SV	100001937	11/30/2012	635.32
40121000	Com Sales Billed	SV	100001937	11/30/2012	18,945.49
40121000	Com Sales Billed	SV	100001937	11/30/2012	331.63
40121000	Com Sales Billed	SA	100002011	11/30/2012	(54.12)
40122000	Com Sales Unbilled	ZK	4500000004	11/30/2012	(1,096,568.71)
40132000	Ind Sales Unbilled	ZK	4500000004	11/30/2012	(103,073.67)
40141000	Publ Fire Billed	SV	100001937	11/30/2012	22,898.61
40141000	Publ Fire Billed	SV	100001937	11/30/2012	515.31
40151000	Publ Auth Billed	SA	100001739	11/30/2012	1,896.23
40152000	Publ Auth Unbilled	ZK	4500000004	11/30/2012	(344,309.50)
40161050	Sls/Rsle Billed I/C	SA	100001930	11/30/2012	(1,375.79)
40161050	Sls/Rsle Billed I/C	SA	100001930	11/30/2012	(739.01)

## Kentucky American Water Company

Case No. 2012-00520

Response to PSC DR1, Item 31

Account	Description	Doc Type	Document Number	Posting Date	Amount
40162000	SalesforRslc Unbilld	ZK	4500000004	11/30/2012	(107,188.95)
40211000	Dom WW Svc Billed	SA	100001739	11/30/2012	139.51
40211000	Dom WW Svc Billed	SA	100001739	11/30/2012	257.90
40211000	Dom WW Svc Billed	SA	100002011	11/30/2012	2.47
40211000	Dom WW Svc Billed	SA	100002011	11/30/2012	4.94
40211000	Dom WW Svc Billed	SA	100002011	11/30/2012	176.06
40211000	Dom WW Svc Billed	SA	100002011	11/30/2012	(397.41)
40211000	Dom WW Svc Billed	SA	100002011	11/30/2012	4.94
40211000	Dom WW Svc Billed	SA	100002011	11/30/2012	(210.40)
40310250	OthRev-Rent I/C	SA	100001948	11/30/2012	(27,416.80)
40310600	OthRev-Usage Data	SA	100001938	11/30/2012	(400.00)
40310600	OthRev-Usage Data	SA	100001938	11/30/2012	(100.00)
40310600	OthRev-Usage Data	SA	100001938	11/30/2012	(100.00)
40319900	OthRev-Misc Svc	SA	100001938	11/30/2012	(755.00)
50100000	Labor Expense	PA	7000000157	11/30/2012	253.86
50100000	Labor Expense	PA	7000000157	11/30/2012	931.66
50100000	Labor Expense	PA	7000000157	11/30/2012	51,800.83
50100000	Labor Expense	PA	7000000157	11/30/2012	13,608.06
50100000	Labor Expense	PA	7000000157	11/30/2012	28,614.13
50100000	Labor Expense	PA	7000000157	11/30/2012	26,034.82
50100000	Labor Expense	PA	7000000157	11/30/2012	5,870.10
50100000	Labor Expense	PA	7000000157	11/30/2012	617.48
50100000	Labor Expense	PA	7000000157	11/30/2012	24.21
50100000	Labor Expense	PA	7000000157	11/30/2012	483.60
50100000	Labor Expense	PA	7000000157	11/30/2012	1,410.08
50100000	Labor Expense	PA	7000000157	11/30/2012	659.44
50100000	Labor Expense	PA	7000000157	11/30/2012	819.44
50100000	Labor Expense	PA	7000000157	11/30/2012	2,987.68
50100000	Labor Expense	PA	7000000157	11/30/2012	36.24
50100000	Labor Expense	PA	7000000157	11/30/2012	36.24
50100000	Labor Expense	PA	7000000157	11/30/2012	36.24
50100000	Labor Expense	PA	7000000157	11/30/2012	9,336.84
50100000	Labor Expense	PA	7000000157	11/30/2012	84.24
50100000	Labor Expense	PA	7000000157	11/30/2012	9,025.76
50100000	Labor Expense	PA	7000000157	11/30/2012	9,692.21
50100000	Labor Expense	PA	7000000157	11/30/2012	7,496.79
50100000	Labor Expense	PA	7000000157	11/30/2012	1,579.36
50100000	Labor Expense	PA	7000000157	11/30/2012	349.72
50100000	Labor Expense	PA	7000000157	11/30/2012	693.76
50100000	Labor Expense	PA	7000000157	11/30/2012	1,869.72
50100000	Labor Expense	PA	7000000157	11/30/2012	1,360.57
50100000	Labor Expense	PA	7000000157	11/30/2012	1,038.69
50100000	Labor Expense	PA	7000000157	11/30/2012	8,205.84
50100000	Labor Expense	PA	7000000157	11/30/2012	1,246.36
50100000	Labor Expense	PA	7000000157	11/30/2012	6,383.52
50100000	Labor Expense	PA	7000000157	11/30/2012	2,009.12
50100000	Labor Expense	PA	7000000157	11/30/2012	2,226.56
50100000	Labor Expense	PA	7000000157	11/30/2012	442.25
50100000	Labor Expense	PA	7000000157	11/30/2012	2,084.08
50100000	Labor Expense	PA	7000000157	11/30/2012	3,253.39
50100000	Labor Expense	PA	7000000157	11/30/2012	2,051.73
50100000	Labor Expense	PA	7000000157	11/30/2012	177.44
50100000	Labor Expense	PA	7000000157	11/30/2012	213.68

## Kentucky American Water Company

Case No. 2012-00520

Response to PSC DR1, Item 31

Account	Description	Doc Type	Document Number	Posting Date	Amount
50100000	Labor Expense	PA	7000000157	11/30/2012	669.20
50100000	Labor Expense	PA	7000000157	11/30/2012	327.00
50100000	Labor Expense	PA	7000000157	11/30/2012	196.20
50100000	Labor Expense	PA	7000000157	11/30/2012	130.80
50100000	Labor Expense	PA	7000000157	11/30/2012	831.74
50100000	Labor Expense	PA	7000000157	11/30/2012	872.64
50100000	Labor Expense	PA	7000000157	11/30/2012	928.88
50100000	Labor Expense	PA	7000000157	11/30/2012	559.78
50100000	Labor Expense	PA	7000000157	11/30/2012	115.21
50100000	Labor Expense	PA	7000000157	11/30/2012	1,189.91
50100000	Labor Expense	PA	7000000157	11/30/2012	172.24
50100000	Labor Expense	PA	7000000157	11/30/2012	190.66
50100000	Labor Expense	PA	7000000157	11/30/2012	109.28
50100000	Labor Expense	PA	7000000157	11/30/2012	865.50
50100000	Labor Expense	PA	7000000157	11/30/2012	92.16
50100000	Labor Expense	PA	7000000157	11/30/2012	1,537.20
50100000	Labor Expense	PA	7000000157	11/30/2012	517.92
50100000	Labor Expense	PA	7000000157	11/30/2012	5,885.71
50100000	Labor Expense	PA	7000000157	11/30/2012	62.50
50100000	Labor Expense	PA	7000000157	11/30/2012	750.00
50100000	Labor Expense	PA	7000000157	11/30/2012	46.08
50100000	Labor Expense	PA	7000000157	11/30/2012	354.76
50100000	Labor Expense	PA	7000000157	11/30/2012	483.25
50100000	Labor Expense	PA	7000000157	11/30/2012	648.00
50100000	Labor Expense	PA	7000000157	11/30/2012	259.20
50100000	Labor Expense	PA	7000000157	11/30/2012	1,805.20
50100000	Labor Expense	PA	7000000157	11/30/2012	5,201.30
50100000	Labor Expense	PA	7000000157	11/30/2012	2,851.76
50100000	Labor Expense	PA	7000000157	11/30/2012	306.64
50100000	Labor Expense	PA	7000000157	11/30/2012	6,539.52
50100000	Labor Expense	PA	7000000157	11/30/2012	129.96
50100000	Labor Expense	PA	7000000157	11/30/2012	11,077.01
50100000	Labor Expense	PA	7000000157	11/30/2012	4,804.27
50100000	Labor Expense	PA	7000000157	11/30/2012	5,227.08
50100000	Labor Expense	PA	7000000157	11/30/2012	1,718.81
50100000	Labor Expense	PA	7000000157	11/30/2012	5,494.34
50100000	Labor Expense	PA	7000000157	11/30/2012	189.20
50100000	Labor Expense	PA	7000000157	11/30/2012	320.88
50100000	Labor Expense	PA	7000000157	11/30/2012	320.88
50100000	Labor Expense	PA	7000000157	11/30/2012	962.64
50100000	Labor Expense	PA	7000000157	11/30/2012	388.44
50100000	Labor Expense	PA	7000000157	11/30/2012	1,162.52
50100000	Labor Expense	PA	7000000157	11/30/2012	2,389.08
50100000	Labor Expense	CF	9300004248	11/30/2012	91.69
50100000	Labor Expense	CF	9300004248	11/30/2012	(91.69)
50100000	Labor Expense	CF	9300004249	11/30/2012	36.18
50100000	Labor Expense	CF	9300004249	11/30/2012	(36.18)
50100000	Labor Expense	CF	9300004259	11/30/2012	(156.83)
50100000	Labor Expense	CF	9300004259	11/30/2012	156.83
50100000	Labor Expense	CF	9300004260	11/30/2012	(18.41)
50100000	Labor Expense	CF	9300004260	11/30/2012	18.41
50100000	Labor Expense	CF	9300004261	11/30/2012	(133.77)
50100000	Labor Expense	CF	9300004261	11/30/2012	133.77



## Kentucky American Water Company

Case No. 2012-00520

Response to PSC DR1, Item 31

Account	Description	Doc Type	Document Number	Posting Date	Amount
50100000	Labor Expense	CF	9300004262	11/30/2012	(267.33)
50100000	Labor Expense	CF	9300004262	11/30/2012	267.33
50100000	Labor Expense	CF	9300004263	11/30/2012	(182.00)
50100000	Labor Expense	CF	9300004263	11/30/2012	182.00
50100000	Labor Expense	CF	9300004264	11/30/2012	(133.77)
50100000	Labor Expense	CF	9300004264	11/30/2012	133.77
50100000	Labor Expense	CF	9300004265	11/30/2012	(18.41)
50100000	Labor Expense	CF	9300004265	11/30/2012	18.41
50100000	Labor Expense	CF	9300004266	11/30/2012	(153.26)
50100000	Labor Expense	CF	9300004266	11/30/2012	153.26
50100000	Labor Expense	CF	9300004267	11/30/2012	(130.79)
50100000	Labor Expense	CF	9300004267	11/30/2012	130.79
50100000	Labor Expense	CF	9300004348	11/30/2012	(455.79)
50100000	Labor Expense	CF	9300004348	11/30/2012	455.79
50100000	Labor Expense	CF	9300004357	11/30/2012	3,368.00
50100000	Labor Expense	CF	9300004357	11/30/2012	(3,368.00)
50100000	Labor Expense	CF	9300004364	11/30/2012	(420.00)
50100000	Labor Expense	CF	9300004364	11/30/2012	420.00
50100000	Labor Expense	CF	9300004366	11/30/2012	30.54
50100000	Labor Expense	CF	9300004366	11/30/2012	(30.54)
50100000	Labor Expense	CF	9300004369	11/30/2012	1,218.08
50100000	Labor Expense	CF	9300004369	11/30/2012	(1,218.08)
50100000	Labor Expense	CF	9300004371	11/30/2012	(223.95)
50100000	Labor Expense	CF	9300004371	11/30/2012	223.95
50100000	Labor Expense	CF	9300004378	11/30/2012	110.45
50100000	Labor Expense	CF	9300004378	11/30/2012	(110.45)
50100000	Labor Expense	CF	9300004397	11/30/2012	1,195.96
50100000	Labor Expense	CF	9300004397	11/30/2012	(1,195.96)
50100000	Labor Expense	CF	9300004412	11/30/2012	2,978.12
50100000	Labor Expense	CF	9300004412	11/30/2012	(2,978.12)
50100000	Labor Expense	CF	9300004429	11/30/2012	3,581.81
50100000	Labor Expense	CF	9300004429	11/30/2012	(3,581.81)
50100000	Labor Expense	CF	9300004431	11/30/2012	1,870.13
50100000	Labor Expense	CF	9300004431	11/30/2012	(1,870.13)
50100000	Labor Expense	CF	9300004443	11/30/2012	(93.47)
50100000	Labor Expense	CF	9300004443	11/30/2012	93.47
50100000	Labor Expense	CF	9300004444	11/30/2012	(442.10)
50100000	Labor Expense	CF	9300004444	11/30/2012	442.10
50100000	Labor Expense	CF	9300004463	11/30/2012	(18.41)
50100000	Labor Expense	CF	9300004463	11/30/2012	18.41
50100000	Labor Expense	CF	9300004464	11/30/2012	(18.41)
50100000	Labor Expense	CF	9300004464	11/30/2012	18.41
50100000	Labor Expense	CF	9300004465	11/30/2012	(18.41)
50100000	Labor Expense	CF	9300004465	11/30/2012	18.41
50100000	Labor Expense	CF	9300004466	11/30/2012	(18.41)
50100000	Labor Expense	CF	9300004466	11/30/2012	18.41
50100000	Labor Expense	CF	9300004467	11/30/2012	(18.41)
50100000	Labor Expense	CF	9300004467	11/30/2012	18.41
50100000	Labor Expense	CF	9300004539	11/30/2012	(2,268.15)
50100000	Labor Expense	CF	9300004539	11/30/2012	2,268.15
50100000	Labor Expense	CF	9300004546	11/30/2012	(5,246.39)
50100000	Labor Expense	CF	9300004546	11/30/2012	5,246.39
50100000	Labor Expense	CF	9300004551	11/30/2012	(205.32)

## Kentucky American Water Company

Case No. 2012-00520

Response to PSC DR1, Item 31

Account	Description	Doc Type	Document Number	Posting Date	Amount
50100000	Labor Expense	CF	9300004551	11/30/2012	205.32
50100000	Labor Expense	CF	9300004553	11/30/2012	(601.90)
50100000	Labor Expense	CF	9300004553	11/30/2012	601.90
50100000	Labor Expense	CF	9300004558	11/30/2012	(1,241.71)
50100000	Labor Expense	CF	9300004558	11/30/2012	1,241.71
50100000	Labor Expense	CF	9300004561	11/30/2012	(758.16)
50100000	Labor Expense	CF	9300004561	11/30/2012	758.16
50100000	Labor Expense	CF	9300004571	11/30/2012	(201.26)
50100000	Labor Expense	CF	9300004571	11/30/2012	201.26
50100000	Labor Expense	CF	9300004592	11/30/2012	(326.16)
50100000	Labor Expense	CF	9300004592	11/30/2012	326.16
50100000	Labor Expense	CF	9300004606	11/30/2012	(11,586.03)
50100000	Labor Expense	CF	9300004606	11/30/2012	11,586.03
50100000	Labor Expense	CF	9300004623	11/30/2012	(43,767.75)
50100000	Labor Expense	CF	9300004623	11/30/2012	43,767.75
50100000	Labor Expense	CF	9300004625	11/30/2012	(388.44)
50100000	Labor Expense	CF	9300004625	11/30/2012	388.44
50100000	Labor Expense	CF	9300004669	11/30/2012	(199.62)
50100000	Labor Expense	CF	9300004669	11/30/2012	199.62
50100000	Labor Expense	CF	9300004670	11/30/2012	(571.85)
50100000	Labor Expense	CF	9300004670	11/30/2012	571.85
50100000	Labor Expense	CF	9300004694	11/30/2012	(354.76)
50100000	Labor Expense	CF	9300004694	11/30/2012	354.76
50100000	Labor Expense	CF	9300004696	11/30/2012	(46.08)
50100000	Labor Expense	CF	9300004696	11/30/2012	46.08
50100000	Labor Expense	CF	9300004697	11/30/2012	(92.16)
50100000	Labor Expense	CF	9300004697	11/30/2012	92.16
50100000	Labor Expense	CF	9300004698	11/30/2012	(115.21)
50100000	Labor Expense	CF	9300004698	11/30/2012	115.21
50100000	Labor Expense	CF	9300004790	11/30/2012	(2,389.08)
50100000	Labor Expense	CF	9300004790	11/30/2012	2,389.08
50100000	Labor Expense	CF	9300004799	11/30/2012	(8,574.48)
50100000	Labor Expense	CF	9300004799	11/30/2012	8,574.48
50100000	Labor Expense	CF	9300004806	11/30/2012	(693.76)
50100000	Labor Expense	CF	9300004806	11/30/2012	693.76
50100000	Labor Expense	CF	9300004808	11/30/2012	(1,805.20)
50100000	Labor Expense	CF	9300004808	11/30/2012	1,805.20
50100000	Labor Expense	CF	9300004811	11/30/2012	(2,652.14)
50100000	Labor Expense	CF	9300004811	11/30/2012	2,652.14
50100000	Labor Expense	CF	9300004814	11/30/2012	(2,987.68)
50100000	Labor Expense	CF	9300004814	11/30/2012	2,987.68
50100000	Labor Expense	CF	9300004822	11/30/2012	(439.54)
50100000	Labor Expense	CF	9300004822	11/30/2012	439.54
50100000	Labor Expense	CF	9300004844	11/30/2012	(2,226.56)
50100000	Labor Expense	CF	9300004844	11/30/2012	2,226.56
50100000	Labor Expense	CF	9300004857	11/30/2012	(26,034.82)
50100000	Labor Expense	CF	9300004857	11/30/2012	26,034.82
50100000	Labor Expense	CF	9300004874	11/30/2012	(56,612.89)
50100000	Labor Expense	CF	9300004874	11/30/2012	56,612.89
50100000	Labor Expense	CF	9300004876	11/30/2012	(517.92)
50100000	Labor Expense	CF	9300004876	11/30/2012	517.92
50100000	Labor Expense	CS	9300004411	11/30/2012	(37,449.04)
50100000	Labor Expense	CS	9300004605	11/30/2012	(34,844.20)

## Kentucky American Water Company

Case No. 2012-00520

Response to PSC DR1, Item 31

Account	Description	Doc Type	Document Number	Posting Date	Amount
50100000	Labor Expense	CS	9300004856	11/30/2012	(28,614.13)
50100000	Labor Expense	CS	9300004426	11/30/2012	(874.52)
50100000	Labor Expense	CS	9300004620	11/30/2012	(874.52)
50100000	Labor Expense	CS	9300004871	11/30/2012	(669.20)
50100000	Labor Expense	CS	9300004347	11/30/2012	(5,777.52)
50100000	Labor Expense	CS	9300004538	11/30/2012	(5,061.08)
50100000	Labor Expense	CS	9300004789	11/30/2012	(5,885.71)
50100000	Labor Expense	CS	9300004400	11/30/2012	(12,194.50)
50100000	Labor Expense	CS	9300004595	11/30/2012	(13,803.18)
50100000	Labor Expense	CS	9300004846	11/30/2012	(10,265.72)
50100000	Labor Expense	CS	9300004368	11/30/2012	(9,024.80)
50100000	Labor Expense	CS	9300004557	11/30/2012	(8,705.02)
50100000	Labor Expense	CS	9300004810	11/30/2012	(6,539.52)
50100000	Labor Expense	CS	9300004351	11/30/2012	(578.88)
50100000	Labor Expense	CS	9300004542	11/30/2012	(327.90)
50100000	Labor Expense	CS	9300004793	11/30/2012	(306.64)
50100000	Labor Expense	CS	9300004349	11/30/2012	(168.42)
50100000	Labor Expense	CS	9300004540	11/30/2012	(129.96)
50100000	Labor Expense	CS	9300004791	11/30/2012	(129.96)
50100000	Labor Expense	CS	9300004428	11/30/2012	(12,884.77)
50100000	Labor Expense	CS	9300004622	11/30/2012	(13,879.25)
50100000	Labor Expense	CS	9300004873	11/30/2012	(11,077.01)
50100000	Labor Expense	CS	9300004370	11/30/2012	(1,463.39)
50100000	Labor Expense	CS	9300004560	11/30/2012	(1,653.04)
50100000	Labor Expense	CS	9300004813	11/30/2012	(617.48)
50100000	Labor Expense	CS	9300004372	11/30/2012	(550.03)
50100000	Labor Expense	CS	9300004565	11/30/2012	(423.10)
50100000	Labor Expense	CS	9300004817	11/30/2012	(253.86)
50100000	Labor Expense	CS	9300004430	11/30/2012	(1,905.13)
50100000	Labor Expense	CS	9300004624	11/30/2012	(2,072.61)
50100000	Labor Expense	CS	9300004875	11/30/2012	(1,162.52)
50100000	Labor Expense	CS	9300004422	11/30/2012	(828.63)
50100000	Labor Expense	CS	9300004616	11/30/2012	(606.41)
50100000	Labor Expense	CS	9300004867	11/30/2012	(388.44)
50100000	Labor Expense	CS	9300004402	11/30/2012	(1,998.44)
50100000	Labor Expense	CS	9300004597	11/30/2012	(1,242.40)
50100000	Labor Expense	CS	9300004848	11/30/2012	(1,579.36)
50100000	Labor Expense	CS	9300004383	11/30/2012	(21,509.22)
50100000	Labor Expense	CS	9300004577	11/30/2012	(20,914.62)
50100000	Labor Expense	CS	9300004827	11/30/2012	(13,608.06)
50100000	Labor Expense	CS	9300004389	11/30/2012	(206.36)
50100000	Labor Expense	CS	9300004582	11/30/2012	(396.96)
50100000	Labor Expense	CS	9300004834	11/30/2012	(84.24)
50100000	Labor Expense	CS	9300004393	11/30/2012	(10,673.00)
50100000	Labor Expense	CS	9300004587	11/30/2012	(10,817.08)
50100000	Labor Expense	CS	9300004839	11/30/2012	(8,205.84)
50100000	Labor Expense	CS	9300004413	11/30/2012	(8,351.60)
50100000	Labor Expense	CS	9300004608	11/30/2012	(8,953.60)
50100000	Labor Expense	CS	9300004859	11/30/2012	(6,383.52)
50100000	Labor Expense	CS	9300004356	11/30/2012	(13,509.09)
50100000	Labor Expense	CS	9300004545	11/30/2012	(12,512.46)
50100000	Labor Expense	CS	9300004798	11/30/2012	(7,496.79)
50100000	Labor Expense	CS	9300004396	11/30/2012	(3,692.08)

## Kentucky American Water Company

Case No. 2012-00520

Response to PSC DR1, Item 31

Account	Description	Doc Type	Document Number	Posting Date	Amount
50100000	Labor Expense	CS	9300004591	11/30/2012	(3,692.08)
50100000	Labor Expense	CS	9300004843	11/30/2012	(2,009.12)
50100000	Labor Expense	CS	9300004365	11/30/2012	(6,698.66)
50100000	Labor Expense	CS	9300004552	11/30/2012	(6,374.96)
50100000	Labor Expense	CS	9300004807	11/30/2012	(5,201.30)
50100000	Labor Expense	CS	9300004424	11/30/2012	(980.90)
50100000	Labor Expense	CS	9300004618	11/30/2012	(1,038.60)
50100000	Labor Expense	CS	9300004869	11/30/2012	(865.50)
50100000	Labor Expense	CS	9300004363	11/30/2012	(2,006.60)
50100000	Labor Expense	CS	9300004550	11/30/2012	(2,289.72)
50100000	Labor Expense	CS	9300004805	11/30/2012	(1,869.72)
50100000	Labor Expense	CS	9300004379	11/30/2012	(7,053.36)
50100000	Labor Expense	CS	9300004573	11/30/2012	(7,659.44)
50100000	Labor Expense	CS	9300004823	11/30/2012	(5,870.10)
50100000	Labor Expense	CS	9300004415	11/30/2012	(786.24)
50100000	Labor Expense	CS	9300004610	11/30/2012	(901.60)
50100000	Labor Expense	CS	9300004861	11/30/2012	(931.66)
50100000	Labor Expense	CS	9300004434	11/30/2012	(964.90)
50100000	Labor Expense	CS	9300004627	11/30/2012	(1,950.74)
50100000	Labor Expense	CS	9300004877	11/30/2012	(1,360.57)
50100000	Labor Expense	CS	9300004832	11/30/2012	(189.20)
50100000	Labor Expense	CS	9300004404	11/30/2012	(1,704.17)
50100000	Labor Expense	CS	9300004599	11/30/2012	(3,499.36)
50100000	Labor Expense	CS	9300004850	11/30/2012	(4,804.27)
50100000	Labor Expense	CS	9300004387	11/30/2012	(446.48)
50100000	Labor Expense	CS	9300004580	11/30/2012	(745.92)
50100000	Labor Expense	CS	9300004830	11/30/2012	(659.44)
50100000	Labor Expense	CS	9300004406	11/30/2012	(11,482.89)
50100000	Labor Expense	CS	9300004601	11/30/2012	(8,815.33)
50100000	Labor Expense	CS	9300004852	11/30/2012	(5,227.08)
50100000	Labor Expense	CS	9300004417	11/30/2012	(972.96)
50100000	Labor Expense	CS	9300004612	11/30/2012	(958.88)
50100000	Labor Expense	CS	9300004863	11/30/2012	(819.44)
50100000	Labor Expense	CS	9300004374	11/30/2012	(786.24)
50100000	Labor Expense	CS	9300004567	11/30/2012	(1,999.76)
50100000	Labor Expense	CS	9300004819	11/30/2012	(1,410.08)
50100000	Labor Expense	CS	9300004436	11/30/2012	(5,514.11)
50100000	Labor Expense	CS	9300004629	11/30/2012	(4,158.16)
50100000	Labor Expense	CS	9300004879	11/30/2012	(2,051.73)
50100000	Labor Expense	CS	9300004534	11/30/2012	(1,286.62)
50100000	Labor Expense	CS	9300004785	11/30/2012	(608.21)
50100001	Labor ExpenseAccrual	CF	9300004463	11/30/2012	(9.21)
50100001	Labor ExpenseAccrual	CF	9300004463	11/30/2012	9.21
50100001	Labor ExpenseAccrual	CF	9300004464	11/30/2012	(9.21)
50100001	Labor ExpenseAccrual	CF	9300004464	11/30/2012	9.21
50100001	Labor ExpenseAccrual	CF	9300004465	11/30/2012	(9.21)
50100001	Labor ExpenseAccrual	CF	9300004465	11/30/2012	9.21
50100001	Labor ExpenseAccrual	CF	9300004466	11/30/2012	(9.21)
50100001	Labor ExpenseAccrual	CF	9300004466	11/30/2012	9.21
50100001	Labor ExpenseAccrual	CF	9300004467	11/30/2012	(9.21)
50100001	Labor ExpenseAccrual	CF	9300004467	11/30/2012	9.21
50100001	Labor ExpenseAccrual	CS	9300004411	11/30/2012	70,454.09
50100001	Labor ExpenseAccrual	CS	9300004605	11/30/2012	(22,439.61)

Kentucky American Water Company  
Case No. 2012-00520  
Response to PSC DR1, Item 31

Account	Description	Doc Type	Document Number	Posting Date	Amount
50100001	Labor ExpenseAccrual	CS	9300004426	11/30/2012	1,136.87
50100001	Labor ExpenseAccrual	CS	9300004620	11/30/2012	(437.26)
50100001	Labor ExpenseAccrual	CS	9300004347	11/30/2012	9,929.64
50100001	Labor ExpenseAccrual	CS	9300004538	11/30/2012	(3,180.72)
50100001	Labor ExpenseAccrual	CS	9300004400	11/30/2012	14,900.75
50100001	Labor ExpenseAccrual	CS	9300004595	11/30/2012	(7,106.00)
50100001	Labor ExpenseAccrual	CS	9300004368	11/30/2012	11,101.13
50100001	Labor ExpenseAccrual	CS	9300004557	11/30/2012	(4,453.45)
50100001	Labor ExpenseAccrual	CS	9300004351	11/30/2012	962.41
50100001	Labor ExpenseAccrual	CS	9300004542	11/30/2012	(163.95)
50100001	Labor ExpenseAccrual	CS	9300004349	11/30/2012	322.70
50100001	Labor ExpenseAccrual	CS	9300004540	11/30/2012	(64.98)
50100001	Labor ExpenseAccrual	CS	9300004428	11/30/2012	25,434.08
50100001	Labor ExpenseAccrual	CS	9300004622	11/30/2012	(7,050.17)
50100001	Labor ExpenseAccrual	CS	9300004370	11/30/2012	1,338.46
50100001	Labor ExpenseAccrual	CS	9300004560	11/30/2012	(826.53)
50100001	Labor ExpenseAccrual	CS	9300004372	11/30/2012	1,375.08
50100001	Labor ExpenseAccrual	CS	9300004565	11/30/2012	(211.56)
50100001	Labor ExpenseAccrual	CS	9300004430	11/30/2012	2,366.78
50100001	Labor ExpenseAccrual	CS	9300004624	11/30/2012	(1,036.32)
50100001	Labor ExpenseAccrual	CS	9300004422	11/30/2012	1,400.01
50100001	Labor ExpenseAccrual	CS	9300004616	11/30/2012	(303.21)
50100001	Labor ExpenseAccrual	CS	9300004402	11/30/2012	2,547.31
50100001	Labor ExpenseAccrual	CS	9300004597	11/30/2012	(621.20)
50100001	Labor ExpenseAccrual	CS	9300004383	11/30/2012	31,952.33
50100001	Labor ExpenseAccrual	CS	9300004577	11/30/2012	(11,560.86)
50100001	Labor ExpenseAccrual	CS	9300004419	11/30/2012	214.96
50100001	Labor ExpenseAccrual	CS	9300004389	11/30/2012	219.02
50100001	Labor ExpenseAccrual	CS	9300004582	11/30/2012	(198.48)
50100001	Labor ExpenseAccrual	CS	9300004393	11/30/2012	13,513.50
50100001	Labor ExpenseAccrual	CS	9300004587	11/30/2012	(5,665.67)
50100001	Labor ExpenseAccrual	CS	9300004413	11/30/2012	10,577.82
50100001	Labor ExpenseAccrual	CS	9300004608	11/30/2012	(4,596.32)
50100001	Labor ExpenseAccrual	CS	9300004356	11/30/2012	15,084.51
50100001	Labor ExpenseAccrual	CS	9300004545	11/30/2012	(6,256.30)
50100001	Labor ExpenseAccrual	CS	9300004396	11/30/2012	4,234.40
50100001	Labor ExpenseAccrual	CS	9300004591	11/30/2012	(1,846.04)
50100001	Labor ExpenseAccrual	CS	9300004365	11/30/2012	7,985.35
50100001	Labor ExpenseAccrual	CS	9300004552	11/30/2012	(3,187.48)
50100001	Labor ExpenseAccrual	CS	9300004424	11/30/2012	2,025.27
50100001	Labor ExpenseAccrual	CS	9300004618	11/30/2012	(519.30)
50100001	Labor ExpenseAccrual	CS	9300004363	11/30/2012	3,256.19
50100001	Labor ExpenseAccrual	CS	9300004550	11/30/2012	(1,144.86)
50100001	Labor ExpenseAccrual	CS	9300004379	11/30/2012	12,277.44
50100001	Labor ExpenseAccrual	CS	9300004573	11/30/2012	(4,433.49)
50100001	Labor ExpenseAccrual	CS	9300004415	11/30/2012	1,213.77
50100001	Labor ExpenseAccrual	CS	9300004610	11/30/2012	(911.71)
50100001	Labor ExpenseAccrual	CS	9300004434	11/30/2012	2,726.44
50100001	Labor ExpenseAccrual	CS	9300004627	11/30/2012	(1,221.83)
50100001	Labor ExpenseAccrual	CS	9300004404	11/30/2012	3,374.38
50100001	Labor ExpenseAccrual	CS	9300004599	11/30/2012	(2,416.05)
50100001	Labor ExpenseAccrual	CS	9300004387	11/30/2012	2,406.34
50100001	Labor ExpenseAccrual	CS	9300004580	11/30/2012	(725.34)

## Kentucky American Water Company

Case No. 2012-00520

Response to PSC DR1, Item 31

Account	Description	Doc Type	Document Number	Posting Date	Amount
50100001	Labor ExpenseAccrual	CS	9300004406	11/30/2012	14,112.07
50100001	Labor ExpenseAccrual	CS	9300004601	11/30/2012	(5,810.75)
50100001	Labor ExpenseAccrual	CS	9300004417	11/30/2012	1,978.74
50100001	Labor ExpenseAccrual	CS	9300004612	11/30/2012	(479.44)
50100001	Labor ExpenseAccrual	CS	9300004374	11/30/2012	2,603.22
50100001	Labor ExpenseAccrual	CS	9300004567	11/30/2012	(999.88)
50100001	Labor ExpenseAccrual	CS	9300004436	11/30/2012	10,352.01
50100001	Labor ExpenseAccrual	CS	9300004629	11/30/2012	(2,269.02)
50100001	Labor ExpenseAccrual	CS	9300004534	11/30/2012	(46.05)
50101300	Labor Oper WT	CS	9300004411	11/30/2012	37,449.04
50101300	Labor Oper WT	CS	9300004411	11/30/2012	(70,454.09)
50101300	Labor Oper WT	CS	9300004605	11/30/2012	34,844.20
50101300	Labor Oper WT	CS	9300004605	11/30/2012	22,439.61
50101300	Labor Oper WT	CS	9300004856	11/30/2012	28,614.13
50101300	Labor Oper WT	CS	9300004426	11/30/2012	874.52
50101300	Labor Oper WT	CS	9300004426	11/30/2012	(1,136.87)
50101300	Labor Oper WT	CS	9300004620	11/30/2012	874.52
50101300	Labor Oper WT	CS	9300004620	11/30/2012	437.26
50101300	Labor Oper WT	CS	9300004871	11/30/2012	669.20
50101300	Labor Oper WT	CS	9300004347	11/30/2012	5,777.52
50101300	Labor Oper WT	CS	9300004347	11/30/2012	(9,929.64)
50101300	Labor Oper WT	CS	9300004538	11/30/2012	5,061.08
50101300	Labor Oper WT	CS	9300004538	11/30/2012	3,180.72
50101300	Labor Oper WT	CS	9300004789	11/30/2012	5,885.71
50101305	Labor Oper WT SupEng	CS	9300004400	11/30/2012	12,194.50
50101305	Labor Oper WT SupEng	CS	9300004400	11/30/2012	(14,900.75)
50101305	Labor Oper WT SupEng	CS	9300004595	11/30/2012	13,803.18
50101305	Labor Oper WT SupEng	CS	9300004595	11/30/2012	7,106.00
50101305	Labor Oper WT SupEng	CS	9300004846	11/30/2012	10,265.72
50101305	Labor Oper WT SupEng	CS	9300004368	11/30/2012	9,024.80
50101305	Labor Oper WT SupEng	CS	9300004368	11/30/2012	(11,101.13)
50101305	Labor Oper WT SupEng	CS	9300004557	11/30/2012	8,705.02
50101305	Labor Oper WT SupEng	CS	9300004557	11/30/2012	4,453.45
50101305	Labor Oper WT SupEng	CS	9300004810	11/30/2012	6,539.52
50101305	Labor Oper WT SupEng	CS	9300004351	11/30/2012	578.88
50101305	Labor Oper WT SupEng	CS	9300004351	11/30/2012	(962.41)
50101305	Labor Oper WT SupEng	CS	9300004542	11/30/2012	327.90
50101305	Labor Oper WT SupEng	CS	9300004542	11/30/2012	163.95
50101305	Labor Oper WT SupEng	CS	9300004793	11/30/2012	306.64
50101305	Labor Oper WT SupEng	CS	9300004349	11/30/2012	168.42
50101305	Labor Oper WT SupEng	CS	9300004349	11/30/2012	(322.70)
50101305	Labor Oper WT SupEng	CS	9300004540	11/30/2012	129.96
50101305	Labor Oper WT SupEng	CS	9300004540	11/30/2012	64.98
50101305	Labor Oper WT SupEng	CS	9300004791	11/30/2012	129.96
50101400	Labor Oper TD	CS	9300004428	11/30/2012	12,884.77
50101400	Labor Oper TD	CS	9300004428	11/30/2012	(25,434.08)
50101400	Labor Oper TD	CS	9300004622	11/30/2012	13,879.25
50101400	Labor Oper TD	CS	9300004622	11/30/2012	7,050.17
50101400	Labor Oper TD	CS	9300004873	11/30/2012	11,077.01
50101400	Labor Oper TD	CS	9300004370	11/30/2012	1,463.39
50101400	Labor Oper TD	CS	9300004370	11/30/2012	(1,338.46)
50101400	Labor Oper TD	CS	9300004560	11/30/2012	1,653.04
50101400	Labor Oper TD	CS	9300004560	11/30/2012	826.53

## Kentucky American Water Company

Case No. 2012-00520

Response to PSC DR1, Item 31

Account	Description	Doc Type	Document Number	Posting Date	Amount
50101400	Labor Oper TD	CS	9300004813	11/30/2012	617.48
50101405	Labor Oper TD SupEng	CS	9300004372	11/30/2012	550.03
50101405	Labor Oper TD SupEng	CS	9300004372	11/30/2012	(1,375.08)
50101405	Labor Oper TD SupEng	CS	9300004565	11/30/2012	423.10
50101405	Labor Oper TD SupEng	CS	9300004565	11/30/2012	211.56
50101405	Labor Oper TD SupEng	CS	9300004817	11/30/2012	253.86
50101405	Labor Oper TD SupEng	CS	9300004430	11/30/2012	1,905.13
50101405	Labor Oper TD SupEng	CS	9300004430	11/30/2012	(2,366.78)
50101405	Labor Oper TD SupEng	CS	9300004624	11/30/2012	2,072.61
50101405	Labor Oper TD SupEng	CS	9300004624	11/30/2012	1,036.32
50101405	Labor Oper TD SupEng	CS	9300004875	11/30/2012	1,162.52
50101405	Labor Oper TD SupEng	CS	9300004422	11/30/2012	828.63
50101405	Labor Oper TD SupEng	CS	9300004422	11/30/2012	(1,400.01)
50101405	Labor Oper TD SupEng	CS	9300004616	11/30/2012	606.41
50101405	Labor Oper TD SupEng	CS	9300004616	11/30/2012	303.21
50101405	Labor Oper TD SupEng	CS	9300004867	11/30/2012	388.44
50101415	Labor Oper TD Lines	CS	9300004402	11/30/2012	1,998.44
50101415	Labor Oper TD Lines	CS	9300004402	11/30/2012	(2,547.31)
50101415	Labor Oper TD Lines	CS	9300004597	11/30/2012	1,242.40
50101415	Labor Oper TD Lines	CS	9300004597	11/30/2012	621.20
50101415	Labor Oper TD Lines	CS	9300004848	11/30/2012	1,579.36
50101420	Labor Oper TD Meter	CS	9300004383	11/30/2012	21,509.22
50101420	Labor Oper TD Meter	CS	9300004383	11/30/2012	(31,952.33)
50101420	Labor Oper TD Meter	CS	9300004577	11/30/2012	20,914.62
50101420	Labor Oper TD Meter	CS	9300004577	11/30/2012	11,560.86
50101420	Labor Oper TD Meter	CS	9300004827	11/30/2012	13,608.06
50101500	Labor Oper CA	CS	9300004419	11/30/2012	(214.96)
50101500	Labor Oper CA	CS	9300004389	11/30/2012	206.36
50101500	Labor Oper CA	CS	9300004389	11/30/2012	(219.02)
50101500	Labor Oper CA	CS	9300004582	11/30/2012	396.96
50101500	Labor Oper CA	CS	9300004582	11/30/2012	198.48
50101500	Labor Oper CA	CS	9300004834	11/30/2012	84.24
50101510	Labor Oper CA MtrRd	CS	9300004393	11/30/2012	10,673.00
50101510	Labor Oper CA MtrRd	CS	9300004393	11/30/2012	(13,513.50)
50101510	Labor Oper CA MtrRd	CS	9300004587	11/30/2012	10,817.08
50101510	Labor Oper CA MtrRd	CS	9300004587	11/30/2012	5,665.67
50101510	Labor Oper CA MtrRd	CS	9300004839	11/30/2012	8,205.84
50101520	Labor Oper CA CstSrv	CS	9300004413	11/30/2012	8,351.60
50101520	Labor Oper CA CstSrv	CS	9300004413	11/30/2012	(10,577.82)
50101520	Labor Oper CA CstSrv	CS	9300004608	11/30/2012	8,953.60
50101520	Labor Oper CA CstSrv	CS	9300004608	11/30/2012	4,596.32
50101520	Labor Oper CA CstSrv	CS	9300004859	11/30/2012	6,383.52
50101600	Labor Oper AG	CS	9300004356	11/30/2012	13,509.09
50101600	Labor Oper AG	CS	9300004356	11/30/2012	(15,084.51)
50101600	Labor Oper AG	CS	9300004545	11/30/2012	12,512.46
50101600	Labor Oper AG	CS	9300004545	11/30/2012	6,256.30
50101600	Labor Oper AG	CS	9300004798	11/30/2012	7,496.79
50101600	Labor Oper AG	CS	9300004396	11/30/2012	3,692.08
50101600	Labor Oper AG	CS	9300004396	11/30/2012	(4,234.40)
50101600	Labor Oper AG	CS	9300004591	11/30/2012	3,692.08
50101600	Labor Oper AG	CS	9300004591	11/30/2012	1,846.04
50101600	Labor Oper AG	CS	9300004843	11/30/2012	2,009.12
50101600	Labor Oper AG	CS	9300004365	11/30/2012	6,698.66

## Kentucky American Water Company

Case No. 2012-00520

Response to PSC DR1, Item 31

Account	Description	Doc Type	Document Number	Posting Date	Amount
50101600	Labor Oper AG	CS	9300004365	11/30/2012	(7,985.35)
50101600	Labor Oper AG	CS	9300004552	11/30/2012	6,374.96
50101600	Labor Oper AG	CS	9300004552	11/30/2012	3,187.48
50101600	Labor Oper AG	CS	9300004807	11/30/2012	5,201.30
50101600	Labor Oper AG	CS	9300004424	11/30/2012	980.90
50101600	Labor Oper AG	CS	9300004424	11/30/2012	(2,025.27)
50101600	Labor Oper AG	CS	9300004618	11/30/2012	1,038.60
50101600	Labor Oper AG	CS	9300004618	11/30/2012	519.30
50101600	Labor Oper AG	CS	9300004869	11/30/2012	865.50
50101600	Labor Oper AG	CS	9300004363	11/30/2012	2,006.60
50101600	Labor Oper AG	CS	9300004363	11/30/2012	(3,256.19)
50101600	Labor Oper AG	CS	9300004550	11/30/2012	2,289.72
50101600	Labor Oper AG	CS	9300004550	11/30/2012	1,144.86
50101600	Labor Oper AG	CS	9300004805	11/30/2012	1,869.72
50102300	Labor Maint WT	CS	9300004379	11/30/2012	7,053.36
50102300	Labor Maint WT	CS	9300004379	11/30/2012	(12,277.44)
50102300	Labor Maint WT	CS	9300004573	11/30/2012	7,659.44
50102300	Labor Maint WT	CS	9300004573	11/30/2012	4,433.49
50102300	Labor Maint WT	CS	9300004823	11/30/2012	5,870.10
50102400	Labor Maint TD	CS	9300004415	11/30/2012	786.24
50102400	Labor Maint TD	CS	9300004415	11/30/2012	(1,213.77)
50102400	Labor Maint TD	CS	9300004610	11/30/2012	901.60
50102400	Labor Maint TD	CS	9300004610	11/30/2012	911.71
50102400	Labor Maint TD	CS	9300004861	11/30/2012	931.66
50102400	Labor Maint TD	CS	9300004434	11/30/2012	964.90
50102400	Labor Maint TD	CS	9300004434	11/30/2012	(2,726.44)
50102400	Labor Maint TD	CS	9300004627	11/30/2012	1,950.74
50102400	Labor Maint TD	CS	9300004627	11/30/2012	1,221.83
50102400	Labor Maint TD	CS	9300004877	11/30/2012	1,360.57
50102420	Labor Mnt TD Mains	CS	9300004832	11/30/2012	189.20
50102420	Labor Mnt TD Mains	CS	9300004404	11/30/2012	1,704.17
50102420	Labor Mnt TD Mains	CS	9300004404	11/30/2012	(3,374.38)
50102420	Labor Mnt TD Mains	CS	9300004599	11/30/2012	3,499.36
50102420	Labor Mnt TD Mains	CS	9300004599	11/30/2012	2,416.05
50102420	Labor Mnt TD Mains	CS	9300004850	11/30/2012	4,804.27
50102420	Labor Mnt TD Mains	CS	9300004387	11/30/2012	446.48
50102420	Labor Mnt TD Mains	CS	9300004387	11/30/2012	(2,406.34)
50102420	Labor Mnt TD Mains	CS	9300004580	11/30/2012	745.92
50102420	Labor Mnt TD Mains	CS	9300004580	11/30/2012	725.34
50102420	Labor Mnt TD Mains	CS	9300004830	11/30/2012	659.44
50102430	Labor Mnt TD Service	CS	9300004406	11/30/2012	11,482.89
50102430	Labor Mnt TD Service	CS	9300004406	11/30/2012	(14,112.07)
50102430	Labor Mnt TD Service	CS	9300004601	11/30/2012	8,815.33
50102430	Labor Mnt TD Service	CS	9300004601	11/30/2012	5,810.75
50102430	Labor Mnt TD Service	CS	9300004852	11/30/2012	5,227.08
50102430	Labor Mnt TD Service	CS	9300004417	11/30/2012	972.96
50102430	Labor Mnt TD Service	CS	9300004417	11/30/2012	(1,978.74)
50102430	Labor Mnt TD Service	CS	9300004612	11/30/2012	958.88
50102430	Labor Mnt TD Service	CS	9300004612	11/30/2012	479.44
50102430	Labor Mnt TD Service	CS	9300004863	11/30/2012	819.44
50102435	Labor Mnt TD Meter	CS	9300004374	11/30/2012	786.24
50102435	Labor Mnt TD Meter	CS	9300004374	11/30/2012	(2,603.22)
50102435	Labor Mnt TD Meter	CS	9300004567	11/30/2012	1,999.76



Kentucky American Water Company  
Case No. 2012-00520  
Response to PSC DR1, Item 31

Account	Description	Doc Type	Document Number	Posting Date	Amount
50102435	Labor Mnt TD Meter	CS	9300004567	11/30/2012	999.88
50102435	Labor Mnt TD Meter	CS	9300004819	11/30/2012	1,410.08
50102440	Labor Mnt TD Hydrant	CS	9300004436	11/30/2012	5,514.11
50102440	Labor Mnt TD Hydrant	CS	9300004436	11/30/2012	(10,352.01)
50102440	Labor Mnt TD Hydrant	CS	9300004629	11/30/2012	4,158.16
50102440	Labor Mnt TD Hydrant	CS	9300004629	11/30/2012	2,269.02
50102440	Labor Mnt TD Hydrant	CS	9300004879	11/30/2012	2,051.73
50109900	Labor Cap Credits	UT	9300004787	11/30/2012	(130.80)
50109900	Labor Cap Credits	UT	9300004535	11/30/2012	(17,787.24)
50109900	Labor Cap Credits	UT	9300004786	11/30/2012	(15,969.76)
50109900	Labor Cap Credits	UT	9300004533	11/30/2012	(1,134.69)
50109900	Labor Cap Credits	UT	9300004780	11/30/2012	(196.20)
50109900	Labor Cap Credits	UZ	2000000575	11/30/2012	(1,098.00)
50109900	Labor Cap Credits	UZ	2000000575	11/30/2012	(259.20)
50109900	Labor Cap Credits	UZ	2000000580	11/30/2012	(1,036.80)
50109900	Labor Cap Credits	UZ	2000000576	11/30/2012	(172.24)
50109900	Labor Cap Credits	UZ	2000000575	11/30/2012	(538.56)
50109900	Labor Cap Credits	UZ	2000000576	11/30/2012	(228.90)
50109900	Labor Cap Credits	UZ	2000000576	11/30/2012	(802.20)
50109900	Labor Cap Credits	UZ	2000000576	11/30/2012	(641.76)
50109900	Labor Cap Credits	UZ	2000000575	11/30/2012	(196.92)
50109900	Labor Cap Credits	UZ	2000000576	11/30/2012	(73.64)
50109900	Labor Cap Credits	UZ	2000000578	11/30/2012	(928.55)
50109900	Labor Cap Credits	UZ	2000000575	11/30/2012	(2,579.10)
50109900	Labor Cap Credits	UZ	2000000576	11/30/2012	(786.61)
50109900	Labor Cap Credits	UZ	2000000578	11/30/2012	(763.56)
50109900	Labor Cap Credits	UZ	2000000576	11/30/2012	(3,450.07)
50109900	Labor Cap Credits	UZ	2000000576	11/30/2012	(763.56)
50109900	Labor Cap Credits	UZ	2000000578	11/30/2012	(1,835.90)
50109900	Labor Cap Credits	UZ	2000000576	11/30/2012	(4,235.18)
50109900	Labor Cap Credits	UZ	2000000575	11/30/2012	(580.32)
50109900	Labor Cap Credits	UZ	2000000578	11/30/2012	(2,314.91)
50109900	Labor Cap Credits	UZ	2000000576	11/30/2012	(88.72)
50109900	Labor Cap Credits	UZ	2000000577	11/30/2012	(93.75)
50109900	Labor Cap Credits	UZ	2000000578	11/30/2012	(228.90)
50109900	Labor Cap Credits	UZ	2000000578	11/30/2012	(481.32)
50109900	Labor Cap Credits	UZ	2000000578	11/30/2012	(224.86)
50109900	Labor Cap Credits	UZ	2000000576	11/30/2012	(499.44)
50109900	Labor Cap Credits	UZ	2000000578	11/30/2012	(61.62)
50109900	Labor Cap Credits	UZ	2000000578	11/30/2012	(773.76)
50109900	Labor Cap Credits	UZ	2000000575	11/30/2012	(2,981.20)
50110000	Labor NS OT -Natural	PA	7000000157	11/30/2012	5,383.91
50110000	Labor NS OT -Natural	PA	7000000157	11/30/2012	12,279.43
50110000	Labor NS OT -Natural	PA	7000000157	11/30/2012	202.35
50110000	Labor NS OT -Natural	PA	7000000157	11/30/2012	63.18
50110000	Labor NS OT -Natural	PA	7000000157	11/30/2012	423.18
50110000	Labor NS OT -Natural	PA	7000000157	11/30/2012	885.11
50110000	Labor NS OT -Natural	PA	7000000157	11/30/2012	207.08
50110000	Labor NS OT -Natural	PA	7000000157	11/30/2012	895.98
50110000	Labor NS OT -Natural	PA	7000000157	11/30/2012	694.45
50110000	Labor NS OT -Natural	PA	7000000157	11/30/2012	212.88
50110000	Labor NS OT -Natural	PA	7000000157	11/30/2012	125.02
50110000	Labor NS OT -Natural	PA	7000000157	11/30/2012	141.62

Kentucky American Water Company  
Case No. 2012-00520  
Response to PSC DR1, Item 31

Account	Description	Doc Type	Document Number	Posting Date	Amount
50110000	Labor NS OT -Natural	PA	7000000157	11/30/2012	108.96
50110000	Labor NS OT -Natural	PA	7000000157	11/30/2012	55.74
50110000	Labor NS OT -Natural	PA	7000000157	11/30/2012	33.65
50110000	Labor NS OT -Natural	PA	7000000157	11/30/2012	226.62
50110000	Labor NS OT -Natural	PA	7000000157	11/30/2012	327.60
50110000	Labor NS OT -Natural	PA	7000000157	11/30/2012	201.85
50110000	Labor NS OT -Natural	PA	7000000157	11/30/2012	583.67
50110000	Labor NS OT -Natural	PA	7000000157	11/30/2012	339.48
50110000	Labor NS OT -Natural	PA	7000000157	11/30/2012	433.44
50110000	Labor NS OT -Natural	PA	7000000157	11/30/2012	123.61
50110000	Labor NS OT -Natural	PA	7000000157	11/30/2012	644.07
50110000	Labor NS OT -Natural	PA	7000000157	11/30/2012	283.84
50110000	Labor NS OT -Natural	PA	7000000157	11/30/2012	1,322.87
50110000	Labor NS OT -Natural	PA	7000000157	11/30/2012	755.40
50110000	Labor NS OT -Natural	PA	7000000157	11/30/2012	590.03
50110000	Labor NS OT -Natural	CF	9300004261	11/30/2012	(34.62)
50110000	Labor NS OT -Natural	CF	9300004261	11/30/2012	34.62
50110000	Labor NS OT -Natural	CF	9300004262	11/30/2012	(138.16)
50110000	Labor NS OT -Natural	CF	9300004262	11/30/2012	138.16
50110000	Labor NS OT -Natural	CF	9300004263	11/30/2012	(409.53)
50110000	Labor NS OT -Natural	CF	9300004263	11/30/2012	409.53
50110000	Labor NS OT -Natural	CF	9300004264	11/30/2012	(356.60)
50110000	Labor NS OT -Natural	CF	9300004264	11/30/2012	356.60
50110000	Labor NS OT -Natural	CF	9300004265	11/30/2012	(414.76)
50110000	Labor NS OT -Natural	CF	9300004265	11/30/2012	414.76
50110000	Labor NS OT -Natural	CF	9300004266	11/30/2012	(69.22)
50110000	Labor NS OT -Natural	CF	9300004266	11/30/2012	69.22
50110000	Labor NS OT -Natural	CF	9300004694	11/30/2012	(212.88)
50110000	Labor NS OT -Natural	CF	9300004694	11/30/2012	212.88
50110000	Labor NS OT -Natural	CF	9300004695	11/30/2012	(141.62)
50110000	Labor NS OT -Natural	CF	9300004695	11/30/2012	141.62
50110000	Labor NS OT -Natural	CS	9300004411	11/30/2012	(9,169.58)
50110000	Labor NS OT -Natural	CS	9300004605	11/30/2012	(10,025.96)
50110000	Labor NS OT -Natural	CS	9300004856	11/30/2012	(12,279.43)
50110000	Labor NS OT -Natural	CS	9300004871	11/30/2012	(226.62)
50110000	Labor NS OT -Natural	CS	9300004347	11/30/2012	(1,071.50)
50110000	Labor NS OT -Natural	CS	9300004538	11/30/2012	(1,300.33)
50110000	Labor NS OT -Natural	CS	9300004789	11/30/2012	(590.03)
50110000	Labor NS OT -Natural	CS	9300004400	11/30/2012	(870.24)
50110000	Labor NS OT -Natural	CS	9300004595	11/30/2012	(408.78)
50110000	Labor NS OT -Natural	CS	9300004846	11/30/2012	(202.35)
50110000	Labor NS OT -Natural	CS	9300004368	11/30/2012	(464.26)
50110000	Labor NS OT -Natural	CS	9300004557	11/30/2012	(201.86)
50110000	Labor NS OT -Natural	CS	9300004810	11/30/2012	(201.85)
50110000	Labor NS OT -Natural	CS	9300004428	11/30/2012	(555.53)
50110000	Labor NS OT -Natural	CS	9300004622	11/30/2012	(220.84)
50110000	Labor NS OT -Natural	CS	9300004873	11/30/2012	(207.08)
50110000	Labor NS OT -Natural	CS	9300004430	11/30/2012	(55.79)
50110000	Labor NS OT -Natural	CS	9300004422	11/30/2012	(64.74)
50110000	Labor NS OT -Natural	CS	9300004402	11/30/2012	(275.24)
50110000	Labor NS OT -Natural	CS	9300004848	11/30/2012	(63.18)
50110000	Labor NS OT -Natural	CS	9300004383	11/30/2012	(1,415.29)
50110000	Labor NS OT -Natural	CS	9300004577	11/30/2012	(2,240.74)

## Kentucky American Water Company

Case No. 2012-00520

Response to PSC DR1, Item 31

Account	Description	Doc Type	Document Number	Posting Date	Amount
50110000	Labor NS OT -Natural	CS	9300004827	11/30/2012	(327.60)
50110000	Labor NS OT -Natural	CS	9300004393	11/30/2012	(996.85)
50110000	Labor NS OT -Natural	CS	9300004587	11/30/2012	(514.21)
50110000	Labor NS OT -Natural	CS	9300004839	11/30/2012	(895.98)
50110000	Labor NS OT -Natural	CS	9300004413	11/30/2012	(102.36)
50110000	Labor NS OT -Natural	CS	9300004608	11/30/2012	(238.98)
50110000	Labor NS OT -Natural	CS	9300004859	11/30/2012	(123.61)
50110000	Labor NS OT -Natural	CS	9300004363	11/30/2012	(90.72)
50110000	Labor NS OT -Natural	CS	9300004379	11/30/2012	(967.34)
50110000	Labor NS OT -Natural	CS	9300004573	11/30/2012	(1,207.45)
50110000	Labor NS OT -Natural	CS	9300004823	11/30/2012	(1,322.87)
50110000	Labor NS OT -Natural	CS	9300004415	11/30/2012	(916.88)
50110000	Labor NS OT -Natural	CS	9300004610	11/30/2012	(921.77)
50110000	Labor NS OT -Natural	CS	9300004861	11/30/2012	(755.40)
50110000	Labor NS OT -Natural	CS	9300004434	11/30/2012	(300.54)
50110000	Labor NS OT -Natural	CS	9300004627	11/30/2012	(492.82)
50110000	Labor NS OT -Natural	CS	9300004877	11/30/2012	(283.84)
50110000	Labor NS OT -Natural	CS	9300004404	11/30/2012	(953.96)
50110000	Labor NS OT -Natural	CS	9300004599	11/30/2012	(1,332.67)
50110000	Labor NS OT -Natural	CS	9300004850	11/30/2012	(644.07)
50110000	Labor NS OT -Natural	CS	9300004387	11/30/2012	(289.17)
50110000	Labor NS OT -Natural	CS	9300004580	11/30/2012	(704.74)
50110000	Labor NS OT -Natural	CS	9300004830	11/30/2012	(423.18)
50110000	Labor NS OT -Natural	CS	9300004406	11/30/2012	(1,555.48)
50110000	Labor NS OT -Natural	CS	9300004601	11/30/2012	(2,805.75)
50110000	Labor NS OT -Natural	CS	9300004852	11/30/2012	(694.45)
50110000	Labor NS OT -Natural	CS	9300004417	11/30/2012	(2,101.76)
50110000	Labor NS OT -Natural	CS	9300004863	11/30/2012	(339.48)
50110000	Labor NS OT -Natural	CS	9300004436	11/30/2012	(1,137.10)
50110000	Labor NS OT -Natural	CS	9300004629	11/30/2012	(379.68)
50110000	Labor NS OT -Natural	CS	9300004534	11/30/2012	(1,422.89)
50110000	Labor NS OT -Natural	CS	9300004785	11/30/2012	(354.50)
50111300	LaborOper NS OT WT	CS	9300004411	11/30/2012	9,169.58
50111300	LaborOper NS OT WT	CS	9300004605	11/30/2012	10,025.96
50111300	LaborOper NS OT WT	CS	9300004856	11/30/2012	12,279.43
50111300	LaborOper NS OT WT	CS	9300004871	11/30/2012	226.62
50111300	LaborOper NS OT WT	CS	9300004347	11/30/2012	1,071.50
50111300	LaborOper NS OT WT	CS	9300004538	11/30/2012	1,300.33
50111300	LaborOper NS OT WT	CS	9300004789	11/30/2012	590.03
50111305	LaborOperNS OT WT SE	CS	9300004400	11/30/2012	870.24
50111305	LaborOperNS OT WT SE	CS	9300004595	11/30/2012	408.78
50111305	LaborOperNS OT WT SE	CS	9300004846	11/30/2012	202.35
50111305	LaborOperNS OT WT SE	CS	9300004368	11/30/2012	464.26
50111305	LaborOperNS OT WT SE	CS	9300004557	11/30/2012	201.86
50111305	LaborOperNS OT WT SE	CS	9300004810	11/30/2012	201.85
50111400	LaborOper NS OT TD	CS	9300004428	11/30/2012	555.53
50111400	LaborOper NS OT TD	CS	9300004622	11/30/2012	220.84
50111400	LaborOper NS OT TD	CS	9300004873	11/30/2012	207.08
50111405	LaborOperNS OT TD SE	CS	9300004430	11/30/2012	55.79
50111405	LaborOperNS OT TD SE	CS	9300004422	11/30/2012	64.74
50111415	LaborOperNS OT TD Ln	CS	9300004402	11/30/2012	275.24
50111415	LaborOperNS OT TD Ln	CS	9300004848	11/30/2012	63.18
50111420	LaborOperNS OT TD Mt	CS	9300004383	11/30/2012	1,415.29

## Kentucky American Water Company

Case No. 2012-00520

Response to PSC DR1, Item 31

Account	Description	Doc Type	Document Number	Posting Date	Amount
50111420	LaborOperNS OT TD Mt	CS	9300004577	11/30/2012	2,240.74
50111420	LaborOperNS OT TD Mt	CS	9300004827	11/30/2012	327.60
50111510	LaborOperNS OT CA MR	CS	9300004393	11/30/2012	996.85
50111510	LaborOperNS OT CA MR	CS	9300004587	11/30/2012	514.21
50111510	LaborOperNS OT CA MR	CS	9300004839	11/30/2012	895.98
50111520	LaborOperNS OT CA CS	CS	9300004413	11/30/2012	102.36
50111520	LaborOperNS OT CA CS	CS	9300004608	11/30/2012	238.98
50111520	LaborOperNS OT CA CS	CS	9300004859	11/30/2012	123.61
50111600	LaborOper NS OT AG	CS	9300004363	11/30/2012	90.72
50112300	LaborMaint NS OT WT	CS	9300004379	11/30/2012	967.34
50112300	LaborMaint NS OT WT	CS	9300004573	11/30/2012	1,207.45
50112300	LaborMaint NS OT WT	CS	9300004823	11/30/2012	1,322.87
50112400	LaborMaint NS OT TD	CS	9300004415	11/30/2012	916.88
50112400	LaborMaint NS OT TD	CS	9300004610	11/30/2012	921.77
50112400	LaborMaint NS OT TD	CS	9300004861	11/30/2012	755.40
50112400	LaborMaint NS OT TD	CS	9300004434	11/30/2012	300.54
50112400	LaborMaint NS OT TD	CS	9300004627	11/30/2012	492.82
50112400	LaborMaint NS OT TD	CS	9300004877	11/30/2012	283.84
50112420	LaborMaintNSOT TD Mn	CS	9300004404	11/30/2012	953.96
50112420	LaborMaintNSOT TD Mn	CS	9300004599	11/30/2012	1,332.67
50112420	LaborMaintNSOT TD Mn	CS	9300004850	11/30/2012	644.07
50112420	LaborMaintNSOT TD Mn	CS	9300004387	11/30/2012	289.17
50112420	LaborMaintNSOT TD Mn	CS	9300004580	11/30/2012	704.74
50112420	LaborMaintNSOT TD Mn	CS	9300004830	11/30/2012	423.18
50112430	LaborMaintNSOT TD Sv	CS	9300004406	11/30/2012	1,555.48
50112430	LaborMaintNSOT TD Sv	CS	9300004601	11/30/2012	2,805.75
50112430	LaborMaintNSOT TD Sv	CS	9300004852	11/30/2012	694.45
50112430	LaborMaintNSOT TD Sv	CS	9300004417	11/30/2012	2,101.76
50112430	LaborMaintNSOT TD Sv	CS	9300004863	11/30/2012	339.48
50112440	LaborMaintNSOT TD Hy	CS	9300004436	11/30/2012	1,137.10
50112440	LaborMaintNSOT TD Hy	CS	9300004629	11/30/2012	379.68
50119900	LaborNSOT CapCredits	UT	9300004535	11/30/2012	(165.65)
50119900	LaborNSOT CapCredits	UT	9300004786	11/30/2012	(583.67)
50119900	LaborNSOT CapCredits	UZ	2000000576	11/30/2012	(34.54)
50119900	LaborNSOT CapCredits	UZ	2000000575	11/30/2012	(3,400.67)
50119900	LaborNSOT CapCredits	UZ	2000000578	11/30/2012	(2,192.61)
50119900	LaborNSOT CapCredits	UZ	2000000575	11/30/2012	(88.59)
50119900	LaborNSOT CapCredits	UZ	2000000580	11/30/2012	(70.87)
50119900	LaborNSOT CapCredits	UZ	2000000577	11/30/2012	(18.13)
50119900	LaborNSOT CapCredits	UZ	2000000580	11/30/2012	(375.04)
50120000	Labor OT - Natural	PA	7000000157	11/30/2012	5,142.72
50120000	Labor OT - Natural	PA	7000000157	11/30/2012	519.20
50120000	Labor OT - Natural	CS	9300004411	11/30/2012	(8.96)
50120000	Labor OT - Natural	CS	9300004605	11/30/2012	(8.96)
50120000	Labor OT - Natural	CS	9300004856	11/30/2012	(5,142.72)
50120000	Labor OT - Natural	CS	9300004789	11/30/2012	(519.20)
50121300	LaborOper OT WT	CS	9300004411	11/30/2012	8.96
50121300	LaborOper OT WT	CS	9300004605	11/30/2012	8.96
50121300	LaborOper OT WT	CS	9300004856	11/30/2012	5,142.72
50121300	LaborOper OT WT	CS	9300004789	11/30/2012	519.20
50171000	Annual Incent Plan	CF	9300004250	11/30/2012	4.80
50171000	Annual Incent Plan	CF	9300004250	11/30/2012	(4.80)
50171000	Annual Incent Plan	CF	9300004251	11/30/2012	0.56

## Kentucky American Water Company

Case No. 2012-00520

Response to PSC DR1, Item 31

Account	Description	Doc Type	Document Number	Posting Date	Amount
50171000	Annual Incent Plan	CF	9300004251	11/30/2012	(0.56)
50171000	Annual Incent Plan	CF	9300004252	11/30/2012	4.09
50171000	Annual Incent Plan	CF	9300004252	11/30/2012	(4.09)
50171000	Annual Incent Plan	CF	9300004253	11/30/2012	8.18
50171000	Annual Incent Plan	CF	9300004253	11/30/2012	(8.18)
50171000	Annual Incent Plan	CF	9300004254	11/30/2012	5.57
50171000	Annual Incent Plan	CF	9300004254	11/30/2012	(5.57)
50171000	Annual Incent Plan	CF	9300004255	11/30/2012	4.09
50171000	Annual Incent Plan	CF	9300004255	11/30/2012	(4.09)
50171000	Annual Incent Plan	CF	9300004256	11/30/2012	0.56
50171000	Annual Incent Plan	CF	9300004256	11/30/2012	(0.56)
50171000	Annual Incent Plan	CF	9300004257	11/30/2012	4.69
50171000	Annual Incent Plan	CF	9300004257	11/30/2012	(4.69)
50171000	Annual Incent Plan	CF	9300004258	11/30/2012	4.00
50171000	Annual Incent Plan	CF	9300004258	11/30/2012	(4.00)
50171000	Annual Incent Plan	CF	9300004259	11/30/2012	(4.80)
50171000	Annual Incent Plan	CF	9300004259	11/30/2012	4.80
50171000	Annual Incent Plan	CF	9300004260	11/30/2012	(0.56)
50171000	Annual Incent Plan	CF	9300004260	11/30/2012	0.56
50171000	Annual Incent Plan	CF	9300004261	11/30/2012	(4.09)
50171000	Annual Incent Plan	CF	9300004261	11/30/2012	4.09
50171000	Annual Incent Plan	CF	9300004262	11/30/2012	(8.18)
50171000	Annual Incent Plan	CF	9300004262	11/30/2012	8.18
50171000	Annual Incent Plan	CF	9300004263	11/30/2012	(5.57)
50171000	Annual Incent Plan	CF	9300004263	11/30/2012	5.57
50171000	Annual Incent Plan	CF	9300004264	11/30/2012	(4.09)
50171000	Annual Incent Plan	CF	9300004264	11/30/2012	4.09
50171000	Annual Incent Plan	CF	9300004265	11/30/2012	(0.56)
50171000	Annual Incent Plan	CF	9300004265	11/30/2012	0.56
50171000	Annual Incent Plan	CF	9300004266	11/30/2012	(4.69)
50171000	Annual Incent Plan	CF	9300004266	11/30/2012	4.69
50171000	Annual Incent Plan	CF	9300004267	11/30/2012	(4.00)
50171000	Annual Incent Plan	CF	9300004267	11/30/2012	4.00
50171000	Annual Incent Plan	CF	9300004268	11/30/2012	(113.11)
50171000	Annual Incent Plan	CF	9300004268	11/30/2012	113.11
50171000	Annual Incent Plan	CF	9300004269	11/30/2012	(8.03)
50171000	Annual Incent Plan	CF	9300004269	11/30/2012	8.03
50171000	Annual Incent Plan	CF	9300004270	11/30/2012	(1,101.09)
50171000	Annual Incent Plan	CF	9300004270	11/30/2012	1,101.09
50171000	Annual Incent Plan	CF	9300004271	11/30/2012	(4.72)
50171000	Annual Incent Plan	CF	9300004271	11/30/2012	4.72
50171000	Annual Incent Plan	CF	9300004272	11/30/2012	(11.74)
50171000	Annual Incent Plan	CF	9300004272	11/30/2012	11.74
50171000	Annual Incent Plan	CF	9300004273	11/30/2012	(100.81)
50171000	Annual Incent Plan	CF	9300004273	11/30/2012	100.81
50171000	Annual Incent Plan	CF	9300004274	11/30/2012	(82.81)
50171000	Annual Incent Plan	CF	9300004274	11/30/2012	82.81
50171000	Annual Incent Plan	CF	9300004275	11/30/2012	10.68
50171000	Annual Incent Plan	CF	9300004275	11/30/2012	(10.68)
50171000	Annual Incent Plan	CF	9300004276	11/30/2012	(493.61)
50171000	Annual Incent Plan	CF	9300004276	11/30/2012	493.61
50171000	Annual Incent Plan	CF	9300004277	11/30/2012	(17.48)
50171000	Annual Incent Plan	CF	9300004277	11/30/2012	17.48

## Kentucky American Water Company

Case No. 2012-00520

Response to PSC DR1, Item 31

Account	Description	Doc Type	Document Number	Posting Date	Amount
50171000	Annual Incent Plan	CF	9300004278	11/30/2012	(71.35)
50171000	Annual Incent Plan	CF	9300004278	11/30/2012	71.35
50171000	Annual Incent Plan	CF	9300004279	11/30/2012	(25.25)
50171000	Annual Incent Plan	CF	9300004279	11/30/2012	25.25
50171000	Annual Incent Plan	CF	9300004280	11/30/2012	(16.80)
50171000	Annual Incent Plan	CF	9300004280	11/30/2012	16.80
50171000	Annual Incent Plan	CF	9300004281	11/30/2012	(319.56)
50171000	Annual Incent Plan	CF	9300004281	11/30/2012	319.56
50171000	Annual Incent Plan	CF	9300004282	11/30/2012	(0.39)
50171000	Annual Incent Plan	CF	9300004282	11/30/2012	0.39
50171000	Annual Incent Plan	CF	9300004283	11/30/2012	(6.58)
50171000	Annual Incent Plan	CF	9300004283	11/30/2012	6.58
50171000	Annual Incent Plan	CF	9300004284	11/30/2012	(86.92)
50171000	Annual Incent Plan	CF	9300004284	11/30/2012	86.92
50171000	Annual Incent Plan	CF	9300004285	11/30/2012	(68.12)
50171000	Annual Incent Plan	CF	9300004285	11/30/2012	68.12
50171000	Annual Incent Plan	CF	9300004286	11/30/2012	(25.39)
50171000	Annual Incent Plan	CF	9300004286	11/30/2012	25.39
50171000	Annual Incent Plan	CF	9300004287	11/30/2012	(31.96)
50171000	Annual Incent Plan	CF	9300004287	11/30/2012	31.96
50171000	Annual Incent Plan	CF	9300004288	11/30/2012	(40.31)
50171000	Annual Incent Plan	CF	9300004288	11/30/2012	40.31
50171000	Annual Incent Plan	CF	9300004289	11/30/2012	(53.19)
50171000	Annual Incent Plan	CF	9300004289	11/30/2012	53.19
50171000	Annual Incent Plan	CF	9300004290	11/30/2012	(3.38)
50171000	Annual Incent Plan	CF	9300004290	11/30/2012	3.38
50171000	Annual Incent Plan	CF	9300004291	11/30/2012	(151.27)
50171000	Annual Incent Plan	CF	9300004291	11/30/2012	151.27
50171000	Annual Incent Plan	CF	9300004292	11/30/2012	(159.86)
50171000	Annual Incent Plan	CF	9300004292	11/30/2012	159.86
50171000	Annual Incent Plan	CF	9300004293	11/30/2012	(53.90)
50171000	Annual Incent Plan	CF	9300004293	11/30/2012	53.90
50171000	Annual Incent Plan	CF	9300004294	11/30/2012	(13.08)
50171000	Annual Incent Plan	CF	9300004294	11/30/2012	13.08
50171000	Annual Incent Plan	CF	9300004295	11/30/2012	(59.97)
50171000	Annual Incent Plan	CF	9300004295	11/30/2012	59.97
50171000	Annual Incent Plan	CF	9300004296	11/30/2012	(51.11)
50171000	Annual Incent Plan	CF	9300004296	11/30/2012	51.11
50171000	Annual Incent Plan	CF	9300004297	11/30/2012	(30.78)
50171000	Annual Incent Plan	CF	9300004297	11/30/2012	30.78
50171000	Annual Incent Plan	CF	9300004298	11/30/2012	80.45
50171000	Annual Incent Plan	CF	9300004298	11/30/2012	(80.45)
50171000	Annual Incent Plan	CF	9300004299	11/30/2012	(55.60)
50171000	Annual Incent Plan	CF	9300004299	11/30/2012	55.60
50171000	Annual Incent Plan	CF	9300004300	11/30/2012	(148.04)
50171000	Annual Incent Plan	CF	9300004300	11/30/2012	148.04
50171000	Annual Incent Plan	CF	9300004348	11/30/2012	113.11
50171000	Annual Incent Plan	CF	9300004348	11/30/2012	(113.11)
50171000	Annual Incent Plan	CF	9300004350	11/30/2012	4.72
50171000	Annual Incent Plan	CF	9300004350	11/30/2012	(4.72)
50171000	Annual Incent Plan	CF	9300004352	11/30/2012	11.74
50171000	Annual Incent Plan	CF	9300004352	11/30/2012	(11.74)
50171000	Annual Incent Plan	CF	9300004357	11/30/2012	151.27

Kentucky American Water Company

Case No. 2012-00520

Response to PSC DR1, Item 31

Account	Description	Doc Type	Document Number	Posting Date	Amount
50171000	Annual Incent Plan	CF	9300004357	11/30/2012	(151.27)
50171000	Annual Incent Plan	CF	9300004364	11/30/2012	25.39
50171000	Annual Incent Plan	CF	9300004364	11/30/2012	(25.39)
50171000	Annual Incent Plan	CF	9300004366	11/30/2012	40.31
50171000	Annual Incent Plan	CF	9300004366	11/30/2012	(40.31)
50171000	Annual Incent Plan	CF	9300004369	11/30/2012	100.81
50171000	Annual Incent Plan	CF	9300004369	11/30/2012	(100.81)
50171000	Annual Incent Plan	CF	9300004371	11/30/2012	(10.68)
50171000	Annual Incent Plan	CF	9300004371	11/30/2012	10.68
50171000	Annual Incent Plan	CF	9300004373	11/30/2012	25.25
50171000	Annual Incent Plan	CF	9300004373	11/30/2012	(25.25)
50171000	Annual Incent Plan	CF	9300004375	11/30/2012	55.60
50171000	Annual Incent Plan	CF	9300004375	11/30/2012	(55.60)
50171000	Annual Incent Plan	CF	9300004378	11/30/2012	3.38
50171000	Annual Incent Plan	CF	9300004378	11/30/2012	(3.38)
50171000	Annual Incent Plan	CF	9300004380	11/30/2012	159.86
50171000	Annual Incent Plan	CF	9300004380	11/30/2012	(159.86)
50171000	Annual Incent Plan	CF	9300004384	11/30/2012	319.56
50171000	Annual Incent Plan	CF	9300004384	11/30/2012	(319.56)
50171000	Annual Incent Plan	CF	9300004388	11/30/2012	59.97
50171000	Annual Incent Plan	CF	9300004388	11/30/2012	(59.97)
50171000	Annual Incent Plan	CF	9300004390	11/30/2012	0.39
50171000	Annual Incent Plan	CF	9300004390	11/30/2012	(0.39)
50171000	Annual Incent Plan	CF	9300004394	11/30/2012	86.92
50171000	Annual Incent Plan	CF	9300004394	11/30/2012	(86.92)
50171000	Annual Incent Plan	CF	9300004397	11/30/2012	53.19
50171000	Annual Incent Plan	CF	9300004397	11/30/2012	(53.19)
50171000	Annual Incent Plan	CF	9300004401	11/30/2012	82.81
50171000	Annual Incent Plan	CF	9300004401	11/30/2012	(82.81)
50171000	Annual Incent Plan	CF	9300004403	11/30/2012	16.80
50171000	Annual Incent Plan	CF	9300004403	11/30/2012	(16.80)
50171000	Annual Incent Plan	CF	9300004405	11/30/2012	51.11
50171000	Annual Incent Plan	CF	9300004405	11/30/2012	(51.11)
50171000	Annual Incent Plan	CF	9300004407	11/30/2012	80.45
50171000	Annual Incent Plan	CF	9300004407	11/30/2012	(80.45)
50171000	Annual Incent Plan	CF	9300004412	11/30/2012	1,101.09
50171000	Annual Incent Plan	CF	9300004412	11/30/2012	(1,101.09)
50171000	Annual Incent Plan	CF	9300004414	11/30/2012	68.12
50171000	Annual Incent Plan	CF	9300004414	11/30/2012	(68.12)
50171000	Annual Incent Plan	CF	9300004416	11/30/2012	13.08
50171000	Annual Incent Plan	CF	9300004416	11/30/2012	(13.08)
50171000	Annual Incent Plan	CF	9300004418	11/30/2012	30.78
50171000	Annual Incent Plan	CF	9300004418	11/30/2012	(30.78)
50171000	Annual Incent Plan	CF	9300004420	11/30/2012	6.58
50171000	Annual Incent Plan	CF	9300004420	11/30/2012	(6.58)
50171000	Annual Incent Plan	CF	9300004423	11/30/2012	17.48
50171000	Annual Incent Plan	CF	9300004423	11/30/2012	(17.48)
50171000	Annual Incent Plan	CF	9300004425	11/30/2012	31.96
50171000	Annual Incent Plan	CF	9300004425	11/30/2012	(31.96)
50171000	Annual Incent Plan	CF	9300004427	11/30/2012	8.03
50171000	Annual Incent Plan	CF	9300004427	11/30/2012	(8.03)
50171000	Annual Incent Plan	CF	9300004429	11/30/2012	493.61
50171000	Annual Incent Plan	CF	9300004429	11/30/2012	(493.61)

## Kentucky American Water Company

Case No. 2012-00520

Response to PSC DR1, Item 31

Account	Description	Doc Type	Document Number	Posting Date	Amount
50171000	Annual Incent Plan	CF	9300004431	11/30/2012	71.35
50171000	Annual Incent Plan	CF	9300004431	11/30/2012	(71.35)
50171000	Annual Incent Plan	CF	9300004435	11/30/2012	53.90
50171000	Annual Incent Plan	CF	9300004435	11/30/2012	(53.90)
50171000	Annual Incent Plan	CF	9300004437	11/30/2012	148.04
50171000	Annual Incent Plan	CF	9300004437	11/30/2012	(148.04)
50171000	Annual Incent Plan	CF	9300004451	11/30/2012	0.85
50171000	Annual Incent Plan	CF	9300004451	11/30/2012	(0.85)
50171000	Annual Incent Plan	CF	9300004452	11/30/2012	0.85
50171000	Annual Incent Plan	CF	9300004452	11/30/2012	(0.85)
50171000	Annual Incent Plan	CF	9300004453	11/30/2012	0.85
50171000	Annual Incent Plan	CF	9300004453	11/30/2012	(0.85)
50171000	Annual Incent Plan	CF	9300004454	11/30/2012	0.85
50171000	Annual Incent Plan	CF	9300004454	11/30/2012	(0.85)
50171000	Annual Incent Plan	CF	9300004455	11/30/2012	0.85
50171000	Annual Incent Plan	CF	9300004455	11/30/2012	(0.85)
50171000	Annual Incent Plan	CF	9300004463	11/30/2012	(0.85)
50171000	Annual Incent Plan	CF	9300004463	11/30/2012	0.85
50171000	Annual Incent Plan	CF	9300004464	11/30/2012	(0.85)
50171000	Annual Incent Plan	CF	9300004464	11/30/2012	0.85
50171000	Annual Incent Plan	CF	9300004465	11/30/2012	(0.85)
50171000	Annual Incent Plan	CF	9300004465	11/30/2012	0.85
50171000	Annual Incent Plan	CF	9300004466	11/30/2012	(0.85)
50171000	Annual Incent Plan	CF	9300004466	11/30/2012	0.85
50171000	Annual Incent Plan	CF	9300004467	11/30/2012	(0.85)
50171000	Annual Incent Plan	CF	9300004467	11/30/2012	0.85
50171000	Annual Incent Plan	CF	9300004468	11/30/2012	321.61
50171000	Annual Incent Plan	CF	9300004468	11/30/2012	(321.61)
50171000	Annual Incent Plan	CF	9300004469	11/30/2012	40.14
50171000	Annual Incent Plan	CF	9300004469	11/30/2012	(40.14)
50171000	Annual Incent Plan	CF	9300004470	11/30/2012	2,107.42
50171000	Annual Incent Plan	CF	9300004470	11/30/2012	(2,107.42)
50171000	Annual Incent Plan	CF	9300004471	11/30/2012	5.96
50171000	Annual Incent Plan	CF	9300004471	11/30/2012	(5.96)
50171000	Annual Incent Plan	CF	9300004472	11/30/2012	15.05
50171000	Annual Incent Plan	CF	9300004472	11/30/2012	(15.05)
50171000	Annual Incent Plan	CF	9300004473	11/30/2012	440.65
50171000	Annual Incent Plan	CF	9300004473	11/30/2012	(440.65)
50171000	Annual Incent Plan	CF	9300004474	11/30/2012	639.82
50171000	Annual Incent Plan	CF	9300004474	11/30/2012	(639.82)
50171000	Annual Incent Plan	CF	9300004475	11/30/2012	99.07
50171000	Annual Incent Plan	CF	9300004475	11/30/2012	(99.07)
50171000	Annual Incent Plan	CF	9300004476	11/30/2012	1,979.73
50171000	Annual Incent Plan	CF	9300004476	11/30/2012	(1,979.73)
50171000	Annual Incent Plan	CF	9300004477	11/30/2012	27.83
50171000	Annual Incent Plan	CF	9300004477	11/30/2012	(27.83)
50171000	Annual Incent Plan	CF	9300004478	11/30/2012	107.02
50171000	Annual Incent Plan	CF	9300004478	11/30/2012	(107.02)
50171000	Annual Incent Plan	CF	9300004479	11/30/2012	19.42
50171000	Annual Incent Plan	CF	9300004479	11/30/2012	(19.42)
50171000	Annual Incent Plan	CF	9300004480	11/30/2012	57.03
50171000	Annual Incent Plan	CF	9300004480	11/30/2012	(57.03)
50171000	Annual Incent Plan	CF	9300004481	11/30/2012	993.75



## Kentucky American Water Company

Case No. 2012-00520

Response to PSC DR1, Item 31

Account	Description	Doc Type	Document Number	Posting Date	Amount
50171000	Annual Incent Plan	CF	9300004481	11/30/2012	(993.75)
50171000	Annual Incent Plan	CF	9300004482	11/30/2012	18.22
50171000	Annual Incent Plan	CF	9300004482	11/30/2012	(18.22)
50171000	Annual Incent Plan	CF	9300004483	11/30/2012	504.37
50171000	Annual Incent Plan	CF	9300004483	11/30/2012	(504.37)
50171000	Annual Incent Plan	CF	9300004484	11/30/2012	414.63
50171000	Annual Incent Plan	CF	9300004484	11/30/2012	(414.63)
50171000	Annual Incent Plan	CF	9300004485	11/30/2012	111.39
50171000	Annual Incent Plan	CF	9300004485	11/30/2012	(111.39)
50171000	Annual Incent Plan	CF	9300004486	11/30/2012	47.67
50171000	Annual Incent Plan	CF	9300004486	11/30/2012	(47.67)
50171000	Annual Incent Plan	CF	9300004487	11/30/2012	311.03
50171000	Annual Incent Plan	CF	9300004487	11/30/2012	(311.03)
50171000	Annual Incent Plan	CF	9300004488	11/30/2012	179.45
50171000	Annual Incent Plan	CF	9300004488	11/30/2012	(179.45)
50171000	Annual Incent Plan	CF	9300004489	11/30/2012	6.16
50171000	Annual Incent Plan	CF	9300004489	11/30/2012	(6.16)
50171000	Annual Incent Plan	CF	9300004490	11/30/2012	734.86
50171000	Annual Incent Plan	CF	9300004490	11/30/2012	(734.86)
50171000	Annual Incent Plan	CF	9300004491	11/30/2012	370.05
50171000	Annual Incent Plan	CF	9300004491	11/30/2012	(370.05)
50171000	Annual Incent Plan	CF	9300004492	11/30/2012	97.08
50171000	Annual Incent Plan	CF	9300004492	11/30/2012	(97.08)
50171000	Annual Incent Plan	CF	9300004493	11/30/2012	55.48
50171000	Annual Incent Plan	CF	9300004493	11/30/2012	(55.48)
50171000	Annual Incent Plan	CF	9300004494	11/30/2012	45.02
50171000	Annual Incent Plan	CF	9300004494	11/30/2012	(45.02)
50171000	Annual Incent Plan	CF	9300004495	11/30/2012	181.01
50171000	Annual Incent Plan	CF	9300004495	11/30/2012	(181.01)
50171000	Annual Incent Plan	CF	9300004496	11/30/2012	44.02
50171000	Annual Incent Plan	CF	9300004496	11/30/2012	(44.02)
50171000	Annual Incent Plan	CF	9300004497	11/30/2012	447.56
50171000	Annual Incent Plan	CF	9300004497	11/30/2012	(447.56)
50171000	Annual Incent Plan	CF	9300004498	11/30/2012	91.79
50171000	Annual Incent Plan	CF	9300004498	11/30/2012	(91.79)
50171000	Annual Incent Plan	CF	9300004499	11/30/2012	196.67
50171000	Annual Incent Plan	CF	9300004499	11/30/2012	(196.67)
50171000	Annual Incent Plan	CF	9300004539	11/30/2012	(321.61)
50171000	Annual Incent Plan	CF	9300004539	11/30/2012	321.61
50171000	Annual Incent Plan	CF	9300004541	11/30/2012	(5.96)
50171000	Annual Incent Plan	CF	9300004541	11/30/2012	5.96
50171000	Annual Incent Plan	CF	9300004543	11/30/2012	(15.05)
50171000	Annual Incent Plan	CF	9300004543	11/30/2012	15.05
50171000	Annual Incent Plan	CF	9300004546	11/30/2012	(734.86)
50171000	Annual Incent Plan	CF	9300004546	11/30/2012	734.86
50171000	Annual Incent Plan	CF	9300004551	11/30/2012	(111.39)
50171000	Annual Incent Plan	CF	9300004551	11/30/2012	111.39
50171000	Annual Incent Plan	CF	9300004553	11/30/2012	(311.03)
50171000	Annual Incent Plan	CF	9300004553	11/30/2012	311.03
50171000	Annual Incent Plan	CF	9300004558	11/30/2012	(440.65)
50171000	Annual Incent Plan	CF	9300004558	11/30/2012	440.65
50171000	Annual Incent Plan	CF	9300004561	11/30/2012	(99.07)
50171000	Annual Incent Plan	CF	9300004561	11/30/2012	99.07

## Kentucky American Water Company

Case No. 2012-00520

Response to PSC DR1, Item 31

Account	Description	Doc Type	Document Number	Posting Date	Amount
50171000	Annual Incent Plan	CF	9300004566	11/30/2012	(19.42)
50171000	Annual Incent Plan	CF	9300004566	11/30/2012	19.42
50171000	Annual Incent Plan	CF	9300004568	11/30/2012	(91.79)
50171000	Annual Incent Plan	CF	9300004568	11/30/2012	91.79
50171000	Annual Incent Plan	CF	9300004571	11/30/2012	(6.16)
50171000	Annual Incent Plan	CF	9300004571	11/30/2012	6.16
50171000	Annual Incent Plan	CF	9300004574	11/30/2012	(370.05)
50171000	Annual Incent Plan	CF	9300004574	11/30/2012	370.05
50171000	Annual Incent Plan	CF	9300004578	11/30/2012	(993.75)
50171000	Annual Incent Plan	CF	9300004578	11/30/2012	993.75
50171000	Annual Incent Plan	CF	9300004581	11/30/2012	(45.02)
50171000	Annual Incent Plan	CF	9300004581	11/30/2012	45.02
50171000	Annual Incent Plan	CF	9300004583	11/30/2012	(18.22)
50171000	Annual Incent Plan	CF	9300004583	11/30/2012	18.22
50171000	Annual Incent Plan	CF	9300004588	11/30/2012	(504.37)
50171000	Annual Incent Plan	CF	9300004588	11/30/2012	504.37
50171000	Annual Incent Plan	CF	9300004592	11/30/2012	(179.45)
50171000	Annual Incent Plan	CF	9300004592	11/30/2012	179.45
50171000	Annual Incent Plan	CF	9300004596	11/30/2012	(639.82)
50171000	Annual Incent Plan	CF	9300004596	11/30/2012	639.82
50171000	Annual Incent Plan	CF	9300004598	11/30/2012	(57.03)
50171000	Annual Incent Plan	CF	9300004598	11/30/2012	57.03
50171000	Annual Incent Plan	CF	9300004600	11/30/2012	(181.01)
50171000	Annual Incent Plan	CF	9300004600	11/30/2012	181.01
50171000	Annual Incent Plan	CF	9300004602	11/30/2012	(447.56)
50171000	Annual Incent Plan	CF	9300004602	11/30/2012	447.56
50171000	Annual Incent Plan	CF	9300004606	11/30/2012	(2,107.42)
50171000	Annual Incent Plan	CF	9300004606	11/30/2012	2,107.42
50171000	Annual Incent Plan	CF	9300004609	11/30/2012	(414.63)
50171000	Annual Incent Plan	CF	9300004609	11/30/2012	414.63
50171000	Annual Incent Plan	CF	9300004611	11/30/2012	(55.48)
50171000	Annual Incent Plan	CF	9300004611	11/30/2012	55.48
50171000	Annual Incent Plan	CF	9300004613	11/30/2012	(44.02)
50171000	Annual Incent Plan	CF	9300004613	11/30/2012	44.02
50171000	Annual Incent Plan	CF	9300004617	11/30/2012	(27.83)
50171000	Annual Incent Plan	CF	9300004617	11/30/2012	27.83
50171000	Annual Incent Plan	CF	9300004619	11/30/2012	(47.67)
50171000	Annual Incent Plan	CF	9300004619	11/30/2012	47.67
50171000	Annual Incent Plan	CF	9300004621	11/30/2012	(40.14)
50171000	Annual Incent Plan	CF	9300004621	11/30/2012	40.14
50171000	Annual Incent Plan	CF	9300004623	11/30/2012	(1,979.73)
50171000	Annual Incent Plan	CF	9300004623	11/30/2012	1,979.73
50171000	Annual Incent Plan	CF	9300004625	11/30/2012	(107.02)
50171000	Annual Incent Plan	CF	9300004625	11/30/2012	107.02
50171000	Annual Incent Plan	CF	9300004628	11/30/2012	(97.08)
50171000	Annual Incent Plan	CF	9300004628	11/30/2012	97.08
50171000	Annual Incent Plan	CF	9300004630	11/30/2012	(196.67)
50171000	Annual Incent Plan	CF	9300004630	11/30/2012	196.67
50171000	Annual Incent Plan	CF	9300004671	11/30/2012	(4.80)
50171000	Annual Incent Plan	CF	9300004671	11/30/2012	4.80
50171000	Annual Incent Plan	CF	9300004672	11/30/2012	(0.56)
50171000	Annual Incent Plan	CF	9300004672	11/30/2012	0.56
50171000	Annual Incent Plan	CF	9300004673	11/30/2012	(4.09)

Kentucky American Water Company

Case No. 2012-00520

Response to PSC DR1, Item 31

Account	Description	Doc Type	Document Number	Posting Date	Amount
50171000	Annual Incent Plan	CF	9300004673	11/30/2012	4.09
50171000	Annual Incent Plan	CF	9300004674	11/30/2012	(8.18)
50171000	Annual Incent Plan	CF	9300004674	11/30/2012	8.18
50171000	Annual Incent Plan	CF	9300004675	11/30/2012	(5.57)
50171000	Annual Incent Plan	CF	9300004675	11/30/2012	5.57
50171000	Annual Incent Plan	CF	9300004676	11/30/2012	(4.09)
50171000	Annual Incent Plan	CF	9300004676	11/30/2012	4.09
50171000	Annual Incent Plan	CF	9300004677	11/30/2012	(0.56)
50171000	Annual Incent Plan	CF	9300004677	11/30/2012	0.56
50171000	Annual Incent Plan	CF	9300004678	11/30/2012	(4.69)
50171000	Annual Incent Plan	CF	9300004678	11/30/2012	4.69
50171000	Annual Incent Plan	CF	9300004679	11/30/2012	(4.00)
50171000	Annual Incent Plan	CF	9300004679	11/30/2012	4.00
50171000	Annual Incent Plan	CF	9300004680	11/30/2012	(0.85)
50171000	Annual Incent Plan	CF	9300004680	11/30/2012	0.85
50171000	Annual Incent Plan	CF	9300004681	11/30/2012	(0.85)
50171000	Annual Incent Plan	CF	9300004681	11/30/2012	0.85
50171000	Annual Incent Plan	CF	9300004682	11/30/2012	(0.85)
50171000	Annual Incent Plan	CF	9300004682	11/30/2012	0.85
50171000	Annual Incent Plan	CF	9300004683	11/30/2012	(0.85)
50171000	Annual Incent Plan	CF	9300004683	11/30/2012	0.85
50171000	Annual Incent Plan	CF	9300004684	11/30/2012	(0.85)
50171000	Annual Incent Plan	CF	9300004684	11/30/2012	0.85
50171000	Annual Incent Plan	CF	9300004685	11/30/2012	4.80
50171000	Annual Incent Plan	CF	9300004685	11/30/2012	(4.80)
50171000	Annual Incent Plan	CF	9300004686	11/30/2012	0.56
50171000	Annual Incent Plan	CF	9300004686	11/30/2012	(0.56)
50171000	Annual Incent Plan	CF	9300004687	11/30/2012	4.09
50171000	Annual Incent Plan	CF	9300004687	11/30/2012	(4.09)
50171000	Annual Incent Plan	CF	9300004688	11/30/2012	8.18
50171000	Annual Incent Plan	CF	9300004688	11/30/2012	(8.18)
50171000	Annual Incent Plan	CF	9300004689	11/30/2012	5.57
50171000	Annual Incent Plan	CF	9300004689	11/30/2012	(5.57)
50171000	Annual Incent Plan	CF	9300004690	11/30/2012	4.09
50171000	Annual Incent Plan	CF	9300004690	11/30/2012	(4.09)
50171000	Annual Incent Plan	CF	9300004691	11/30/2012	0.56
50171000	Annual Incent Plan	CF	9300004691	11/30/2012	(0.56)
50171000	Annual Incent Plan	CF	9300004692	11/30/2012	4.69
50171000	Annual Incent Plan	CF	9300004692	11/30/2012	(4.69)
50171000	Annual Incent Plan	CF	9300004693	11/30/2012	4.00
50171000	Annual Incent Plan	CF	9300004693	11/30/2012	(4.00)
50171000	Annual Incent Plan	CF	9300004694	11/30/2012	0.85
50171000	Annual Incent Plan	CF	9300004694	11/30/2012	(0.85)
50171000	Annual Incent Plan	CF	9300004695	11/30/2012	0.85
50171000	Annual Incent Plan	CF	9300004695	11/30/2012	(0.85)
50171000	Annual Incent Plan	CF	9300004696	11/30/2012	0.85
50171000	Annual Incent Plan	CF	9300004696	11/30/2012	(0.85)
50171000	Annual Incent Plan	CF	9300004697	11/30/2012	0.85
50171000	Annual Incent Plan	CF	9300004697	11/30/2012	(0.85)
50171000	Annual Incent Plan	CF	9300004698	11/30/2012	0.85
50171000	Annual Incent Plan	CF	9300004698	11/30/2012	(0.85)
50171000	Annual Incent Plan	CF	9300004699	11/30/2012	253.21
50171000	Annual Incent Plan	CF	9300004699	11/30/2012	(253.21)

## Kentucky American Water Company

Case No. 2012-00520

Response to PSC DR1, Item 31

Account	Description	Doc Type	Document Number	Posting Date	Amount
50171000	Annual Incent Plan	CF	9300004700	11/30/2012	20.48
50171000	Annual Incent Plan	CF	9300004700	11/30/2012	(20.48)
50171000	Annual Incent Plan	CF	9300004701	11/30/2012	1,672.26
50171000	Annual Incent Plan	CF	9300004701	11/30/2012	(1,672.26)
50171000	Annual Incent Plan	CF	9300004702	11/30/2012	3.98
50171000	Annual Incent Plan	CF	9300004702	11/30/2012	(3.98)
50171000	Annual Incent Plan	CF	9300004703	11/30/2012	9.39
50171000	Annual Incent Plan	CF	9300004703	11/30/2012	(9.39)
50171000	Annual Incent Plan	CF	9300004704	11/30/2012	281.26
50171000	Annual Incent Plan	CF	9300004704	11/30/2012	(281.26)
50171000	Annual Incent Plan	CF	9300004705	11/30/2012	314.13
50171000	Annual Incent Plan	CF	9300004705	11/30/2012	(314.13)
50171000	Annual Incent Plan	CF	9300004706	11/30/2012	110.32
50171000	Annual Incent Plan	CF	9300004706	11/30/2012	(110.32)
50171000	Annual Incent Plan	CF	9300004707	11/30/2012	2,071.31
50171000	Annual Incent Plan	CF	9300004707	11/30/2012	(2,071.31)
50171000	Annual Incent Plan	CF	9300004708	11/30/2012	11.89
50171000	Annual Incent Plan	CF	9300004708	11/30/2012	(11.89)
50171000	Annual Incent Plan	CF	9300004709	11/30/2012	51.42
50171000	Annual Incent Plan	CF	9300004709	11/30/2012	(51.42)
50171000	Annual Incent Plan	CF	9300004710	11/30/2012	7.77
50171000	Annual Incent Plan	CF	9300004710	11/30/2012	(7.77)
50171000	Annual Incent Plan	CF	9300004711	11/30/2012	48.33
50171000	Annual Incent Plan	CF	9300004711	11/30/2012	(48.33)
50171000	Annual Incent Plan	CF	9300004712	11/30/2012	416.41
50171000	Annual Incent Plan	CF	9300004712	11/30/2012	(416.41)
50171000	Annual Incent Plan	CF	9300004713	11/30/2012	2.58
50171000	Annual Incent Plan	CF	9300004713	11/30/2012	(2.58)
50171000	Annual Incent Plan	CF	9300004714	11/30/2012	251.10
50171000	Annual Incent Plan	CF	9300004714	11/30/2012	(251.10)
50171000	Annual Incent Plan	CF	9300004715	11/30/2012	195.33
50171000	Annual Incent Plan	CF	9300004715	11/30/2012	(195.33)
50171000	Annual Incent Plan	CF	9300004716	11/30/2012	78.44
50171000	Annual Incent Plan	CF	9300004716	11/30/2012	(78.44)
50171000	Annual Incent Plan	CF	9300004717	11/30/2012	26.49
50171000	Annual Incent Plan	CF	9300004717	11/30/2012	(26.49)
50171000	Annual Incent Plan	CF	9300004718	11/30/2012	214.40
50171000	Annual Incent Plan	CF	9300004718	11/30/2012	(214.40)
50171000	Annual Incent Plan	CF	9300004719	11/30/2012	129.61
50171000	Annual Incent Plan	CF	9300004719	11/30/2012	(129.61)
50171000	Annual Incent Plan	CF	9300004720	11/30/2012	13.45
50171000	Annual Incent Plan	CF	9300004720	11/30/2012	(13.45)
50171000	Annual Incent Plan	CF	9300004721	11/30/2012	491.79
50171000	Annual Incent Plan	CF	9300004721	11/30/2012	(491.79)
50171000	Annual Incent Plan	CF	9300004722	11/30/2012	179.62
50171000	Annual Incent Plan	CF	9300004722	11/30/2012	(179.62)
50171000	Annual Incent Plan	CF	9300004723	11/30/2012	41.63
50171000	Annual Incent Plan	CF	9300004723	11/30/2012	(41.63)
50171000	Annual Incent Plan	CF	9300004724	11/30/2012	28.51
50171000	Annual Incent Plan	CF	9300004724	11/30/2012	(28.51)
50171000	Annual Incent Plan	CF	9300004725	11/30/2012	20.18
50171000	Annual Incent Plan	CF	9300004725	11/30/2012	(20.18)
50171000	Annual Incent Plan	CF	9300004726	11/30/2012	147.01

## Kentucky American Water Company

Case No. 2012-00520

Response to PSC DR1, Item 31

Account	Description	Doc Type	Document Number	Posting Date	Amount
50171000	Annual Incent Plan	CF	9300004726	11/30/2012	(147.01)
50171000	Annual Incent Plan	CF	9300004727	11/30/2012	5.79
50171000	Annual Incent Plan	CF	9300004727	11/30/2012	(5.79)
50171000	Annual Incent Plan	CF	9300004728	11/30/2012	25.07
50171000	Annual Incent Plan	CF	9300004728	11/30/2012	(25.07)
50171000	Annual Incent Plan	CF	9300004729	11/30/2012	159.94
50171000	Annual Incent Plan	CF	9300004729	11/30/2012	(159.94)
50171000	Annual Incent Plan	CF	9300004730	11/30/2012	43.15
50171000	Annual Incent Plan	CF	9300004730	11/30/2012	(43.15)
50171000	Annual Incent Plan	CF	9300004731	11/30/2012	62.78
50171000	Annual Incent Plan	CF	9300004731	11/30/2012	(62.78)
50171000	Annual Incent Plan	CF	9300004790	11/30/2012	(253.21)
50171000	Annual Incent Plan	CF	9300004790	11/30/2012	253.21
50171000	Annual Incent Plan	CF	9300004792	11/30/2012	(3.98)
50171000	Annual Incent Plan	CF	9300004792	11/30/2012	3.98
50171000	Annual Incent Plan	CF	9300004794	11/30/2012	(9.39)
50171000	Annual Incent Plan	CF	9300004794	11/30/2012	9.39
50171000	Annual Incent Plan	CF	9300004799	11/30/2012	(491.79)
50171000	Annual Incent Plan	CF	9300004799	11/30/2012	491.79
50171000	Annual Incent Plan	CF	9300004806	11/30/2012	(78.44)
50171000	Annual Incent Plan	CF	9300004806	11/30/2012	78.44
50171000	Annual Incent Plan	CF	9300004808	11/30/2012	(214.40)
50171000	Annual Incent Plan	CF	9300004808	11/30/2012	214.40
50171000	Annual Incent Plan	CF	9300004811	11/30/2012	(281.26)
50171000	Annual Incent Plan	CF	9300004811	11/30/2012	281.26
50171000	Annual Incent Plan	CF	9300004814	11/30/2012	(110.32)
50171000	Annual Incent Plan	CF	9300004814	11/30/2012	110.32
50171000	Annual Incent Plan	CF	9300004818	11/30/2012	(7.77)
50171000	Annual Incent Plan	CF	9300004818	11/30/2012	7.77
50171000	Annual Incent Plan	CF	9300004820	11/30/2012	(43.15)
50171000	Annual Incent Plan	CF	9300004820	11/30/2012	43.15
50171000	Annual Incent Plan	CF	9300004822	11/30/2012	(13.45)
50171000	Annual Incent Plan	CF	9300004822	11/30/2012	13.45
50171000	Annual Incent Plan	CF	9300004824	11/30/2012	(179.62)
50171000	Annual Incent Plan	CF	9300004824	11/30/2012	179.62
50171000	Annual Incent Plan	CF	9300004828	11/30/2012	(416.41)
50171000	Annual Incent Plan	CF	9300004828	11/30/2012	416.41
50171000	Annual Incent Plan	CF	9300004831	11/30/2012	(20.18)
50171000	Annual Incent Plan	CF	9300004831	11/30/2012	20.18
50171000	Annual Incent Plan	CF	9300004833	11/30/2012	(5.79)
50171000	Annual Incent Plan	CF	9300004833	11/30/2012	5.79
50171000	Annual Incent Plan	CF	9300004835	11/30/2012	(2.58)
50171000	Annual Incent Plan	CF	9300004835	11/30/2012	2.58
50171000	Annual Incent Plan	CF	9300004840	11/30/2012	(251.10)
50171000	Annual Incent Plan	CF	9300004840	11/30/2012	251.10
50171000	Annual Incent Plan	CF	9300004844	11/30/2012	(129.61)
50171000	Annual Incent Plan	CF	9300004844	11/30/2012	129.61
50171000	Annual Incent Plan	CF	9300004847	11/30/2012	(314.13)
50171000	Annual Incent Plan	CF	9300004847	11/30/2012	314.13
50171000	Annual Incent Plan	CF	9300004849	11/30/2012	(48.33)
50171000	Annual Incent Plan	CF	9300004849	11/30/2012	48.33
50171000	Annual Incent Plan	CF	9300004851	11/30/2012	(147.01)
50171000	Annual Incent Plan	CF	9300004851	11/30/2012	147.01

Kentucky American Water Company

Case No. 2012-00520

Response to PSC DR1, Item 31

Account	Description	Doc Type	Document Number	Posting Date	Amount
50171000	Annual Incent Plan	CF	9300004853	11/30/2012	(159.94)
50171000	Annual Incent Plan	CF	9300004853	11/30/2012	159.94
50171000	Annual Incent Plan	CF	9300004857	11/30/2012	(1,672.26)
50171000	Annual Incent Plan	CF	9300004857	11/30/2012	1,672.26
50171000	Annual Incent Plan	CF	9300004860	11/30/2012	(195.33)
50171000	Annual Incent Plan	CF	9300004860	11/30/2012	195.33
50171000	Annual Incent Plan	CF	9300004862	11/30/2012	(28.51)
50171000	Annual Incent Plan	CF	9300004862	11/30/2012	28.51
50171000	Annual Incent Plan	CF	9300004864	11/30/2012	(25.07)
50171000	Annual Incent Plan	CF	9300004864	11/30/2012	25.07
50171000	Annual Incent Plan	CF	9300004868	11/30/2012	(11.89)
50171000	Annual Incent Plan	CF	9300004868	11/30/2012	11.89
50171000	Annual Incent Plan	CF	9300004870	11/30/2012	(26.49)
50171000	Annual Incent Plan	CF	9300004870	11/30/2012	26.49
50171000	Annual Incent Plan	CF	9300004872	11/30/2012	(20.48)
50171000	Annual Incent Plan	CF	9300004872	11/30/2012	20.48
50171000	Annual Incent Plan	CF	9300004874	11/30/2012	(2,071.31)
50171000	Annual Incent Plan	CF	9300004874	11/30/2012	2,071.31
50171000	Annual Incent Plan	CF	9300004876	11/30/2012	(51.42)
50171000	Annual Incent Plan	CF	9300004876	11/30/2012	51.42
50171000	Annual Incent Plan	CF	9300004878	11/30/2012	(41.63)
50171000	Annual Incent Plan	CF	9300004878	11/30/2012	41.63
50171000	Annual Incent Plan	CF	9300004880	11/30/2012	(62.78)
50171000	Annual Incent Plan	CF	9300004880	11/30/2012	62.78
50171100	AIP Cap Credits	CS	9300004534	11/30/2012	(40.79)
50171100	AIP Cap Credits	CS	9300004785	11/30/2012	40.79
50171600	Comp Exp-Options	SA	100001959	11/30/2012	1,794.00
50171800	Comp Exp-RSU's	SA	100001959	11/30/2012	3,833.00
50421000	401k Expense	PA	7000000157	11/30/2012	12.84
50421000	401k Expense	PA	7000000157	11/30/2012	12.84
50421000	401k Expense	PA	7000000157	11/30/2012	38.52
50421000	401k Expense	PA	7000000157	11/30/2012	3.97
50421000	401k Expense	PA	7000000157	11/30/2012	11.91
50421000	401k Expense	PA	7000000157	11/30/2012	15.85
50421000	401k Expense	PA	7000000157	11/30/2012	0.73
50421000	401k Expense	PA	7000000157	11/30/2012	4.44
50421000	401k Expense	PA	7000000157	11/30/2012	40.51
50421000	401k Expense	PA	7000000157	11/30/2012	28.73
50421000	401k Expense	PA	7000000157	11/30/2012	41.03
50421000	401k Expense	PA	7000000157	11/30/2012	12.07
50421000	401k Expense	PA	7000000157	11/30/2012	35.24
50421000	401k Expense	PA	7000000157	11/30/2012	6.52
50421000	401k Expense	PA	7000000157	11/30/2012	6.48
50421000	401k Expense	PA	7000000157	11/30/2012	30.24
50421000	401k Expense	PA	7000000157	11/30/2012	17.34
50421000	401k Expense	PA	7000000157	11/30/2012	46.75
50421000	401k Expense	PA	7000000157	11/30/2012	77.41
50421000	401k Expense	PA	7000000157	11/30/2012	30.55
50421000	401k Expense	PA	7000000157	11/30/2012	166.99
50421000	401k Expense	PA	7000000157	11/30/2012	16.32
50421000	401k Expense	PA	7000000157	11/30/2012	21.76
50421000	401k Expense	PA	7000000157	11/30/2012	110.37
50421000	401k Expense	PA	7000000157	11/30/2012	120.32

## Kentucky American Water Company

Case No. 2012-00520

Response to PSC DR1, Item 31

Account	Description	Doc Type	Document Number	Posting Date	Amount
50421000	401k Expense	PA	7000000157	11/30/2012	45.32
50421000	401k Expense	PA	7000000157	11/30/2012	74.14
50421000	401k Expense	PA	7000000157	11/30/2012	40.03
50421000	401k Expense	PA	7000000157	11/30/2012	282.46
50421000	401k Expense	PA	7000000157	11/30/2012	7.98
50421000	401k Expense	PA	7000000157	11/30/2012	0.89
50421000	401k Expense	PA	7000000157	11/30/2012	0.91
50421000	401k Expense	PA	7000000157	11/30/2012	0.91
50421000	401k Expense	PA	7000000157	11/30/2012	285.12
50421000	401k Expense	PA	7000000157	11/30/2012	12.64
50421000	401k Expense	PA	7000000157	11/30/2012	7.58
50421000	401k Expense	PA	7000000157	11/30/2012	5.04
50421000	401k Expense	PA	7000000157	11/30/2012	4.38
50421000	401k Expense	PA	7000000157	11/30/2012	37.15
50421000	401k Expense	PA	7000000157	11/30/2012	10.15
50421000	401k Expense	PA	7000000157	11/30/2012	50.43
50421000	401k Expense	PA	7000000157	11/30/2012	0.86
50421000	401k Expense	PA	7000000157	11/30/2012	2.80
50421000	401k Expense	PA	7000000157	11/30/2012	16.72
50421000	401k Expense	PA	7000000157	11/30/2012	5.35
50421000	401k Expense	PA	7000000157	11/30/2012	34.64
50421000	401k Expense	PA	7000000157	11/30/2012	2.37
50421000	401k Expense	PA	7000000157	11/30/2012	17.86
50421000	401k Expense	PA	7000000157	11/30/2012	3.68
50421000	401k Expense	PA	7000000157	11/30/2012	20.35
50421000	401k Expense	PA	7000000157	11/30/2012	432.65
50421000	401k Expense	PA	7000000157	11/30/2012	768.97
50421000	401k Expense	PA	7000000157	11/30/2012	38.43
50421000	401k Expense	PA	7000000157	11/30/2012	90.27
50421000	401k Expense	PA	7000000157	11/30/2012	2.50
50421000	401k Expense	PA	7000000157	11/30/2012	30.00
50421000	401k Expense	PA	7000000157	11/30/2012	995.57
50421000	401k Expense	PA	7000000157	11/30/2012	211.75
50421000	401k Expense	PA	7000000157	11/30/2012	50.37
50421000	401k Expense	PA	7000000157	11/30/2012	120.69
50421000	401k Expense	PA	7000000157	11/30/2012	45.28
50421000	401k Expense	PA	7000000157	11/30/2012	91.43
50421000	401k Expense	PA	7000000157	11/30/2012	77.23
50421000	401k Expense	PA	7000000157	11/30/2012	6.06
50421000	401k Expense	PA	7000000157	11/30/2012	182.41
50421000	401k Expense	PA	7000000157	11/30/2012	0.22
50421000	401k Expense	PA	7000000157	11/30/2012	5.20
50421000	401k Expense	PA	7000000157	11/30/2012	6.48
50421000	401k Expense	PA	7000000157	11/30/2012	279.56
50421000	401k Expense	PA	7000000157	11/30/2012	16.20
50421000	401k Expense	PA	7000000157	11/30/2012	134.71
50421000	401k Expense	PA	7000000157	11/30/2012	3.78
50421000	401k Expense	PA	7000000157	11/30/2012	128.51
50421000	401k Expense	PA	7000000157	11/30/2012	15.11
50421000	401k Expense	PA	7000000157	11/30/2012	58.66
50421000	401k Expense	CF	9300004248	11/30/2012	2.47
50421000	401k Expense	CF	9300004248	11/30/2012	(2.47)
50421000	401k Expense	CF	9300004249	11/30/2012	1.61

## Kentucky American Water Company

Case No. 2012-00520

Response to PSC DR1, Item 31

Account	Description	Doc Type	Document Number	Posting Date	Amount
50421000	401k Expense	CF	9300004249	11/30/2012	(1.61)
50421000	401k Expense	CF	9300004259	11/30/2012	(3.51)
50421000	401k Expense	CF	9300004259	11/30/2012	3.51
50421000	401k Expense	CF	9300004260	11/30/2012	(0.74)
50421000	401k Expense	CF	9300004260	11/30/2012	0.74
50421000	401k Expense	CF	9300004261	11/30/2012	(6.74)
50421000	401k Expense	CF	9300004261	11/30/2012	6.74
50421000	401k Expense	CF	9300004262	11/30/2012	(5.35)
50421000	401k Expense	CF	9300004262	11/30/2012	5.35
50421000	401k Expense	CF	9300004264	11/30/2012	(14.26)
50421000	401k Expense	CF	9300004264	11/30/2012	14.26
50421000	401k Expense	CF	9300004265	11/30/2012	(6.28)
50421000	401k Expense	CF	9300004265	11/30/2012	6.28
50421000	401k Expense	CF	9300004266	11/30/2012	(3.51)
50421000	401k Expense	CF	9300004266	11/30/2012	3.51
50421000	401k Expense	CF	9300004267	11/30/2012	(1.29)
50421000	401k Expense	CF	9300004267	11/30/2012	1.29
50421000	401k Expense	CF	9300004348	11/30/2012	31.09
50421000	401k Expense	CF	9300004348	11/30/2012	(31.09)
50421000	401k Expense	CF	9300004350	11/30/2012	5.73
50421000	401k Expense	CF	9300004350	11/30/2012	(5.73)
50421000	401k Expense	CF	9300004352	11/30/2012	25.11
50421000	401k Expense	CF	9300004352	11/30/2012	(25.11)
50421000	401k Expense	CF	9300004357	11/30/2012	247.54
50421000	401k Expense	CF	9300004357	11/30/2012	(247.54)
50421000	401k Expense	CF	9300004364	11/30/2012	42.98
50421000	401k Expense	CF	9300004364	11/30/2012	(42.98)
50421000	401k Expense	CF	9300004366	11/30/2012	20.02
50421000	401k Expense	CF	9300004366	11/30/2012	(20.02)
50421000	401k Expense	CF	9300004369	11/30/2012	76.00
50421000	401k Expense	CF	9300004369	11/30/2012	(76.00)
50421000	401k Expense	CF	9300004371	11/30/2012	(24.90)
50421000	401k Expense	CF	9300004371	11/30/2012	24.90
50421000	401k Expense	CF	9300004373	11/30/2012	33.02
50421000	401k Expense	CF	9300004373	11/30/2012	(33.02)
50421000	401k Expense	CF	9300004375	11/30/2012	45.36
50421000	401k Expense	CF	9300004375	11/30/2012	(45.36)
50421000	401k Expense	CF	9300004378	11/30/2012	1.05
50421000	401k Expense	CF	9300004378	11/30/2012	(1.05)
50421000	401k Expense	CF	9300004380	11/30/2012	87.01
50421000	401k Expense	CF	9300004380	11/30/2012	(87.01)
50421000	401k Expense	CF	9300004384	11/30/2012	118.41
50421000	401k Expense	CF	9300004384	11/30/2012	(118.41)
50421000	401k Expense	CF	9300004388	11/30/2012	20.75
50421000	401k Expense	CF	9300004388	11/30/2012	(20.75)
50421000	401k Expense	CF	9300004394	11/30/2012	70.53
50421000	401k Expense	CF	9300004394	11/30/2012	(70.53)
50421000	401k Expense	CF	9300004397	11/30/2012	23.22
50421000	401k Expense	CF	9300004397	11/30/2012	(23.22)
50421000	401k Expense	CF	9300004401	11/30/2012	78.69
50421000	401k Expense	CF	9300004401	11/30/2012	(78.69)
50421000	401k Expense	CF	9300004403	11/30/2012	(6.48)
50421000	401k Expense	CF	9300004403	11/30/2012	6.48



## Kentucky American Water Company

Case No. 2012-00520

Response to PSC DR1, Item 31

Account	Description	Doc Type	Document Number	Posting Date	Amount
50421000	401k Expense	CF	9300004405	11/30/2012	24.15
50421000	401k Expense	CF	9300004405	11/30/2012	(24.15)
50421000	401k Expense	CF	9300004407	11/30/2012	29.30
50421000	401k Expense	CF	9300004407	11/30/2012	(29.30)
50421000	401k Expense	CF	9300004412	11/30/2012	383.32
50421000	401k Expense	CF	9300004412	11/30/2012	(383.32)
50421000	401k Expense	CF	9300004414	11/30/2012	88.16
50421000	401k Expense	CF	9300004414	11/30/2012	(88.16)
50421000	401k Expense	CF	9300004416	11/30/2012	(9.66)
50421000	401k Expense	CF	9300004416	11/30/2012	9.66
50421000	401k Expense	CF	9300004418	11/30/2012	0.69
50421000	401k Expense	CF	9300004418	11/30/2012	(0.69)
50421000	401k Expense	CF	9300004423	11/30/2012	12.14
50421000	401k Expense	CF	9300004423	11/30/2012	(12.14)
50421000	401k Expense	CF	9300004425	11/30/2012	41.80
50421000	401k Expense	CF	9300004425	11/30/2012	(41.80)
50421000	401k Expense	CF	9300004427	11/30/2012	6.53
50421000	401k Expense	CF	9300004427	11/30/2012	(6.53)
50421000	401k Expense	CF	9300004429	11/30/2012	387.65
50421000	401k Expense	CF	9300004429	11/30/2012	(387.65)
50421000	401k Expense	CF	9300004431	11/30/2012	14.91
50421000	401k Expense	CF	9300004431	11/30/2012	(14.91)
50421000	401k Expense	CF	9300004435	11/30/2012	41.77
50421000	401k Expense	CF	9300004435	11/30/2012	(41.77)
50421000	401k Expense	CF	9300004437	11/30/2012	36.84
50421000	401k Expense	CF	9300004437	11/30/2012	(36.84)
50421000	401k Expense	CF	9300004443	11/30/2012	(2.54)
50421000	401k Expense	CF	9300004443	11/30/2012	2.54
50421000	401k Expense	CF	9300004444	11/30/2012	(7.76)
50421000	401k Expense	CF	9300004444	11/30/2012	7.76
50421000	401k Expense	CF	9300004463	11/30/2012	(1.11)
50421000	401k Expense	CF	9300004463	11/30/2012	1.11
50421000	401k Expense	CF	9300004464	11/30/2012	(1.11)
50421000	401k Expense	CF	9300004464	11/30/2012	1.11
50421000	401k Expense	CF	9300004465	11/30/2012	(1.11)
50421000	401k Expense	CF	9300004465	11/30/2012	1.11
50421000	401k Expense	CF	9300004466	11/30/2012	(1.11)
50421000	401k Expense	CF	9300004466	11/30/2012	1.11
50421000	401k Expense	CF	9300004467	11/30/2012	(1.11)
50421000	401k Expense	CF	9300004467	11/30/2012	1.11
50421000	401k Expense	CF	9300004539	11/30/2012	(147.61)
50421000	401k Expense	CF	9300004539	11/30/2012	147.61
50421000	401k Expense	CF	9300004541	11/30/2012	(7.80)
50421000	401k Expense	CF	9300004541	11/30/2012	7.80
50421000	401k Expense	CF	9300004543	11/30/2012	(1.44)
50421000	401k Expense	CF	9300004543	11/30/2012	1.44
50421000	401k Expense	CF	9300004546	11/30/2012	(202.82)
50421000	401k Expense	CF	9300004546	11/30/2012	202.82
50421000	401k Expense	CF	9300004551	11/30/2012	(91.03)
50421000	401k Expense	CF	9300004551	11/30/2012	91.03
50421000	401k Expense	CF	9300004553	11/30/2012	(246.23)
50421000	401k Expense	CF	9300004553	11/30/2012	246.23
50421000	401k Expense	CF	9300004558	11/30/2012	(394.61)

## Kentucky American Water Company

Case No. 2012-00520

Response to PSC DR1, Item 31

Account	Description	Doc Type	Document Number	Posting Date	Amount
50421000	401k Expense	CF	9300004558	11/30/2012	394.61
50421000	401k Expense	CF	9300004561	11/30/2012	(21.11)
50421000	401k Expense	CF	9300004561	11/30/2012	21.11
50421000	401k Expense	CF	9300004566	11/30/2012	(25.40)
50421000	401k Expense	CF	9300004566	11/30/2012	25.40
50421000	401k Expense	CF	9300004568	11/30/2012	(75.00)
50421000	401k Expense	CF	9300004568	11/30/2012	75.00
50421000	401k Expense	CF	9300004571	11/30/2012	(3.80)
50421000	401k Expense	CF	9300004571	11/30/2012	3.80
50421000	401k Expense	CF	9300004574	11/30/2012	(183.06)
50421000	401k Expense	CF	9300004574	11/30/2012	183.06
50421000	401k Expense	CF	9300004578	11/30/2012	(570.32)
50421000	401k Expense	CF	9300004578	11/30/2012	570.32
50421000	401k Expense	CF	9300004581	11/30/2012	(21.48)
50421000	401k Expense	CF	9300004581	11/30/2012	21.48
50421000	401k Expense	CF	9300004588	11/30/2012	(124.92)
50421000	401k Expense	CF	9300004588	11/30/2012	124.92
50421000	401k Expense	CF	9300004592	11/30/2012	(44.88)
50421000	401k Expense	CF	9300004592	11/30/2012	44.88
50421000	401k Expense	CF	9300004596	11/30/2012	(680.35)
50421000	401k Expense	CF	9300004596	11/30/2012	680.35
50421000	401k Expense	CF	9300004600	11/30/2012	(176.14)
50421000	401k Expense	CF	9300004600	11/30/2012	176.14
50421000	401k Expense	CF	9300004602	11/30/2012	(320.22)
50421000	401k Expense	CF	9300004602	11/30/2012	320.22
50421000	401k Expense	CF	9300004606	11/30/2012	(1,254.00)
50421000	401k Expense	CF	9300004606	11/30/2012	1,254.00
50421000	401k Expense	CF	9300004609	11/30/2012	(363.49)
50421000	401k Expense	CF	9300004609	11/30/2012	363.49
50421000	401k Expense	CF	9300004613	11/30/2012	(19.44)
50421000	401k Expense	CF	9300004613	11/30/2012	19.44
50421000	401k Expense	CF	9300004617	11/30/2012	(15.66)
50421000	401k Expense	CF	9300004617	11/30/2012	15.66
50421000	401k Expense	CF	9300004619	11/30/2012	(62.34)
50421000	401k Expense	CF	9300004619	11/30/2012	62.34
50421000	401k Expense	CF	9300004621	11/30/2012	(32.82)
50421000	401k Expense	CF	9300004621	11/30/2012	32.82
50421000	401k Expense	CF	9300004623	11/30/2012	(1,254.81)
50421000	401k Expense	CF	9300004623	11/30/2012	1,254.81
50421000	401k Expense	CF	9300004625	11/30/2012	(38.64)
50421000	401k Expense	CF	9300004625	11/30/2012	38.64
50421000	401k Expense	CF	9300004628	11/30/2012	(43.66)
50421000	401k Expense	CF	9300004628	11/30/2012	43.66
50421000	401k Expense	CF	9300004630	11/30/2012	(154.20)
50421000	401k Expense	CF	9300004630	11/30/2012	154.20
50421000	401k Expense	CF	9300004669	11/30/2012	(5.41)
50421000	401k Expense	CF	9300004669	11/30/2012	5.41
50421000	401k Expense	CF	9300004670	11/30/2012	(9.96)
50421000	401k Expense	CF	9300004670	11/30/2012	9.96
50421000	401k Expense	CF	9300004694	11/30/2012	(20.35)
50421000	401k Expense	CF	9300004694	11/30/2012	20.35
50421000	401k Expense	CF	9300004696	11/30/2012	(0.22)
50421000	401k Expense	CF	9300004696	11/30/2012	0.22

## Kentucky American Water Company

Case No. 2012-00520

Response to PSC DR1, Item 31

Account	Description	Doc Type	Document Number	Posting Date	Amount
50421000	401k Expense	CF	9300004697	11/30/2012	(3.68)
50421000	401k Expense	CF	9300004697	11/30/2012	3.68
50421000	401k Expense	CF	9300004698	11/30/2012	(2.37)
50421000	401k Expense	CF	9300004698	11/30/2012	2.37
50421000	401k Expense	CF	9300004790	11/30/2012	(148.93)
50421000	401k Expense	CF	9300004790	11/30/2012	148.93
50421000	401k Expense	CF	9300004792	11/30/2012	(5.20)
50421000	401k Expense	CF	9300004792	11/30/2012	5.20
50421000	401k Expense	CF	9300004794	11/30/2012	(6.06)
50421000	401k Expense	CF	9300004794	11/30/2012	6.06
50421000	401k Expense	CF	9300004799	11/30/2012	(134.45)
50421000	401k Expense	CF	9300004799	11/30/2012	134.45
50421000	401k Expense	CF	9300004806	11/30/2012	(64.09)
50421000	401k Expense	CF	9300004806	11/30/2012	64.09
50421000	401k Expense	CF	9300004808	11/30/2012	(171.06)
50421000	401k Expense	CF	9300004808	11/30/2012	171.06
50421000	401k Expense	CF	9300004811	11/30/2012	(254.23)
50421000	401k Expense	CF	9300004811	11/30/2012	254.23
50421000	401k Expense	CF	9300004814	11/30/2012	(42.15)
50421000	401k Expense	CF	9300004814	11/30/2012	42.15
50421000	401k Expense	CF	9300004818	11/30/2012	(10.15)
50421000	401k Expense	CF	9300004818	11/30/2012	10.15
50421000	401k Expense	CF	9300004820	11/30/2012	(35.24)
50421000	401k Expense	CF	9300004820	11/30/2012	35.24
50421000	401k Expense	CF	9300004822	11/30/2012	(10.78)
50421000	401k Expense	CF	9300004822	11/30/2012	10.78
50421000	401k Expense	CF	9300004824	11/30/2012	(128.51)
50421000	401k Expense	CF	9300004824	11/30/2012	128.51
50421000	401k Expense	CF	9300004828	11/30/2012	(211.75)
50421000	401k Expense	CF	9300004828	11/30/2012	211.75
50421000	401k Expense	CF	9300004831	11/30/2012	(6.52)
50421000	401k Expense	CF	9300004831	11/30/2012	6.52
50421000	401k Expense	CF	9300004833	11/30/2012	(3.78)
50421000	401k Expense	CF	9300004833	11/30/2012	3.78
50421000	401k Expense	CF	9300004840	11/30/2012	(77.41)
50421000	401k Expense	CF	9300004840	11/30/2012	77.41
50421000	401k Expense	CF	9300004844	11/30/2012	(38.08)
50421000	401k Expense	CF	9300004844	11/30/2012	38.08
50421000	401k Expense	CF	9300004847	11/30/2012	(322.27)
50421000	401k Expense	CF	9300004847	11/30/2012	322.27
50421000	401k Expense	CF	9300004851	11/30/2012	(110.37)
50421000	401k Expense	CF	9300004851	11/30/2012	110.37
50421000	401k Expense	CF	9300004853	11/30/2012	(120.32)
50421000	401k Expense	CF	9300004853	11/30/2012	120.32
50421000	401k Expense	CF	9300004857	11/30/2012	(1,201.62)
50421000	401k Expense	CF	9300004857	11/30/2012	1,201.62
50421000	401k Expense	CF	9300004860	11/30/2012	(166.99)
50421000	401k Expense	CF	9300004860	11/30/2012	166.99
50421000	401k Expense	CF	9300004862	11/30/2012	(15.11)
50421000	401k Expense	CF	9300004862	11/30/2012	15.11
50421000	401k Expense	CF	9300004864	11/30/2012	(6.48)
50421000	401k Expense	CF	9300004864	11/30/2012	6.48
50421000	401k Expense	CF	9300004870	11/30/2012	(34.64)

## Kentucky American Water Company

Case No. 2012-00520

Response to PSC DR1, Item 31

Account	Description	Doc Type	Document Number	Posting Date	Amount
50421000	401k Expense	CF	9300004870	11/30/2012	34.64
50421000	401k Expense	CF	9300004872	11/30/2012	(16.72)
50421000	401k Expense	CF	9300004872	11/30/2012	16.72
50421000	401k Expense	CF	9300004874	11/30/2012	(1,268.07)
50421000	401k Expense	CF	9300004874	11/30/2012	1,268.07
50421000	401k Expense	CF	9300004876	11/30/2012	(15.85)
50421000	401k Expense	CF	9300004876	11/30/2012	15.85
50421000	401k Expense	CF	9300004878	11/30/2012	(40.51)
50421000	401k Expense	CF	9300004878	11/30/2012	40.51
50421000	401k Expense	CF	9300004880	11/30/2012	(45.32)
50421000	401k Expense	CF	9300004880	11/30/2012	45.32
50421100	401k Exp Cap Credits	UT	9300004787	11/30/2012	(5.04)
50421100	401k Exp Cap Credits	UT	9300004535	11/30/2012	(429.76)
50421100	401k Exp Cap Credits	UT	9300004786	11/30/2012	(421.12)
50421100	401k Exp Cap Credits	UT	9300004533	11/30/2012	(45.42)
50421100	401k Exp Cap Credits	UT	9300004780	11/30/2012	(7.58)
50421100	401k Exp Cap Credits	UZ	2000000576	11/30/2012	(27.45)
50421100	401k Exp Cap Credits	UZ	2000000576	11/30/2012	(6.48)
50421100	401k Exp Cap Credits	UZ	2000000576	11/30/2012	(25.92)
50421100	401k Exp Cap Credits	UZ	2000000575	11/30/2012	(0.87)
50421100	401k Exp Cap Credits	UZ	2000000576	11/30/2012	(1.72)
50421100	401k Exp Cap Credits	UZ	2000000578	11/30/2012	(9.17)
50421100	401k Exp Cap Credits	CS	9300004534	11/30/2012	(47.23)
50421100	401k Exp Cap Credits	CS	9300004785	11/30/2012	(26.62)
50421100	401k Exp Cap Credits	UZ	2000000576	11/30/2012	(24.04)
50421100	401k Exp Cap Credits	UZ	2000000576	11/30/2012	(19.26)
50421100	401k Exp Cap Credits	UZ	2000000575	11/30/2012	(0.45)
50421100	401k Exp Cap Credits	UZ	2000000576	11/30/2012	(2.94)
50421100	401k Exp Cap Credits	UZ	2000000576	11/30/2012	(94.80)
50421100	401k Exp Cap Credits	UZ	2000000578	11/30/2012	(147.74)
50421100	401k Exp Cap Credits	UZ	2000000576	11/30/2012	(26.56)
50421100	401k Exp Cap Credits	UZ	2000000578	11/30/2012	(94.79)
50421100	401k Exp Cap Credits	UZ	2000000576	11/30/2012	(53.32)
50421100	401k Exp Cap Credits	UZ	2000000580	11/30/2012	(57.77)
50421100	401k Exp Cap Credits	UZ	2000000580	11/30/2012	(14.48)
50421100	401k Exp Cap Credits	UZ	2000000576	11/30/2012	(106.26)
50421100	401k Exp Cap Credits	UZ	2000000576	11/30/2012	(2.22)
50421100	401k Exp Cap Credits	UZ	2000000578	11/30/2012	(3.75)
50421100	401k Exp Cap Credits	UZ	2000000576	11/30/2012	(9.15)
50421100	401k Exp Cap Credits	UZ	2000000580	11/30/2012	(14.44)
50421100	401k Exp Cap Credits	UZ	2000000578	11/30/2012	(1.62)
50421100	401k Exp Cap Credits	UZ	2000000578	11/30/2012	(6.48)
50421100	401k Exp Cap Credits	UZ	2000000576	11/30/2012	(0.54)
50421100	401k Exp Cap Credits	UZ	2000000578	11/30/2012	(19.36)
50421100	401k Exp Cap Credits	UZ	2000000578	11/30/2012	(74.50)
50422000	DCP Expense	PA	7000000157	11/30/2012	311.89
50422000	DCP Expense	PA	7000000157	11/30/2012	16.84
50422000	DCP Expense	PA	7000000157	11/30/2012	16.85
50422000	DCP Expense	PA	7000000157	11/30/2012	50.54
50422000	DCP Expense	PA	7000000157	11/30/2012	120.46
50422000	DCP Expense	PA	7000000157	11/30/2012	3.38
50422000	DCP Expense	PA	7000000157	11/30/2012	22.70
50422000	DCP Expense	PA	7000000157	11/30/2012	1.59

## Kentucky American Water Company

Case No. 2012-00520

Response to PSC DR1, Item 31

Account	Description	Doc Type	Document Number	Posting Date	Amount
50422000	DCP Expense	PA	7000000157	11/30/2012	43.93
50422000	DCP Expense	PA	7000000157	11/30/2012	9.41
50422000	DCP Expense	PA	7000000157	11/30/2012	200.54
50422000	DCP Expense	PA	7000000157	11/30/2012	32.43
50422000	DCP Expense	PA	7000000157	11/30/2012	22.50
50422000	DCP Expense	PA	7000000157	11/30/2012	1.27
50422000	DCP Expense	PA	7000000157	11/30/2012	401.88
50422000	DCP Expense	PA	7000000157	11/30/2012	823.24
50422000	DCP Expense	PA	7000000157	11/30/2012	31.20
50422000	DCP Expense	PA	7000000157	11/30/2012	72.79
50422000	DCP Expense	PA	7000000157	11/30/2012	16.60
50422000	DCP Expense	PA	7000000157	11/30/2012	9.96
50422000	DCP Expense	PA	7000000157	11/30/2012	6.64
50422000	DCP Expense	PA	7000000157	11/30/2012	239.96
50422000	DCP Expense	PA	7000000157	11/30/2012	5.75
50422000	DCP Expense	PA	7000000157	11/30/2012	75.60
50422000	DCP Expense	PA	7000000157	11/30/2012	39.90
50422000	DCP Expense	PA	7000000157	11/30/2012	21.00
50422000	DCP Expense	PA	7000000157	11/30/2012	40.43
50422000	DCP Expense	PA	7000000157	11/30/2012	48.76
50422000	DCP Expense	PA	7000000157	11/30/2012	13.33
50422000	DCP Expense	PA	7000000157	11/30/2012	7.43
50422000	DCP Expense	PA	7000000157	11/30/2012	56.33
50422000	DCP Expense	PA	7000000157	11/30/2012	65.82
50422000	DCP Expense	PA	7000000157	11/30/2012	97.80
50422000	DCP Expense	PA	7000000157	11/30/2012	6.04
50422000	DCP Expense	PA	7000000157	11/30/2012	100.44
50422000	DCP Expense	PA	7000000157	11/30/2012	54.38
50422000	DCP Expense	PA	7000000157	11/30/2012	45.45
50422000	DCP Expense	PA	7000000157	11/30/2012	5.56
50422000	DCP Expense	PA	7000000157	11/30/2012	8.60
50422000	DCP Expense	PA	7000000157	11/30/2012	111.39
50422000	DCP Expense	PA	7000000157	11/30/2012	381.47
50422000	DCP Expense	PA	7000000157	11/30/2012	225.56
50422000	DCP Expense	PA	7000000157	11/30/2012	80.15
50422000	DCP Expense	PA	7000000157	11/30/2012	4.84
50422000	DCP Expense	PA	7000000157	11/30/2012	259.07
50422000	DCP Expense	PA	7000000157	11/30/2012	84.64
50422000	DCP Expense	PA	7000000157	11/30/2012	7.97
50422000	DCP Expense	PA	7000000157	11/30/2012	95.46
50422000	DCP Expense	PA	7000000157	11/30/2012	20.20
50422000	DCP Expense	PA	7000000157	11/30/2012	80.77
50422000	DCP Expense	PA	7000000157	11/30/2012	3.27
50422000	DCP Expense	PA	7000000157	11/30/2012	39.38
50422000	DCP Expense	PA	7000000157	11/30/2012	2.42
50422000	DCP Expense	PA	7000000157	11/30/2012	29.80
50422000	DCP Expense	PA	7000000157	11/30/2012	1,562.38
50422000	DCP Expense	PA	7000000157	11/30/2012	47.95
50422000	DCP Expense	PA	7000000157	11/30/2012	6.82
50422000	DCP Expense	PA	7000000157	11/30/2012	233.71
50422000	DCP Expense	PA	7000000157	11/30/2012	1,082.23
50422000	DCP Expense	PA	7000000157	11/30/2012	9.93
50422000	DCP Expense	PA	7000000157	11/30/2012	71.25

## Kentucky American Water Company

Case No. 2012-00520

Response to PSC DR1, Item 31

Account	Description	Doc Type	Document Number	Posting Date	Amount
50422000	DCP Expense	PA	7000000157	11/30/2012	71.21
50422000	DCP Expense	PA	7000000157	11/30/2012	24.25
50422000	DCP Expense	PA	7000000157	11/30/2012	208.70
50422000	DCP Expense	CF	9300004248	11/30/2012	0.95
50422000	DCP Expense	CF	9300004248	11/30/2012	(0.95)
50422000	DCP Expense	CF	9300004249	11/30/2012	4.23
50422000	DCP Expense	CF	9300004249	11/30/2012	(4.23)
50422000	DCP Expense	CF	9300004259	11/30/2012	(4.60)
50422000	DCP Expense	CF	9300004259	11/30/2012	4.60
50422000	DCP Expense	CF	9300004260	11/30/2012	(0.97)
50422000	DCP Expense	CF	9300004260	11/30/2012	0.97
50422000	DCP Expense	CF	9300004261	11/30/2012	(8.85)
50422000	DCP Expense	CF	9300004261	11/30/2012	8.85
50422000	DCP Expense	CF	9300004262	11/30/2012	(19.02)
50422000	DCP Expense	CF	9300004262	11/30/2012	19.02
50422000	DCP Expense	CF	9300004263	11/30/2012	(29.21)
50422000	DCP Expense	CF	9300004263	11/30/2012	29.21
50422000	DCP Expense	CF	9300004264	11/30/2012	(21.36)
50422000	DCP Expense	CF	9300004264	11/30/2012	21.36
50422000	DCP Expense	CF	9300004265	11/30/2012	(21.03)
50422000	DCP Expense	CF	9300004265	11/30/2012	21.03
50422000	DCP Expense	CF	9300004266	11/30/2012	(9.92)
50422000	DCP Expense	CF	9300004266	11/30/2012	9.92
50422000	DCP Expense	CF	9300004267	11/30/2012	(6.87)
50422000	DCP Expense	CF	9300004267	11/30/2012	6.87
50422000	DCP Expense	CF	9300004348	11/30/2012	94.98
50422000	DCP Expense	CF	9300004348	11/30/2012	(94.98)
50422000	DCP Expense	CF	9300004350	11/30/2012	8.79
50422000	DCP Expense	CF	9300004350	11/30/2012	(8.79)
50422000	DCP Expense	CF	9300004352	11/30/2012	20.14
50422000	DCP Expense	CF	9300004352	11/30/2012	(20.14)
50422000	DCP Expense	CF	9300004357	11/30/2012	30.29
50422000	DCP Expense	CF	9300004357	11/30/2012	(30.29)
50422000	DCP Expense	CF	9300004366	11/30/2012	8.51
50422000	DCP Expense	CF	9300004366	11/30/2012	(8.51)
50422000	DCP Expense	CF	9300004369	11/30/2012	27.39
50422000	DCP Expense	CF	9300004369	11/30/2012	(27.39)
50422000	DCP Expense	CF	9300004371	11/30/2012	28.92
50422000	DCP Expense	CF	9300004371	11/30/2012	(28.92)
50422000	DCP Expense	CF	9300004373	11/30/2012	43.30
50422000	DCP Expense	CF	9300004373	11/30/2012	(43.30)
50422000	DCP Expense	CF	9300004378	11/30/2012	2.35
50422000	DCP Expense	CF	9300004378	11/30/2012	(2.35)
50422000	DCP Expense	CF	9300004380	11/30/2012	181.38
50422000	DCP Expense	CF	9300004380	11/30/2012	(181.38)
50422000	DCP Expense	CF	9300004384	11/30/2012	205.49
50422000	DCP Expense	CF	9300004384	11/30/2012	(205.49)
50422000	DCP Expense	CF	9300004388	11/30/2012	37.08
50422000	DCP Expense	CF	9300004388	11/30/2012	(37.08)
50422000	DCP Expense	CF	9300004390	11/30/2012	(4.20)
50422000	DCP Expense	CF	9300004390	11/30/2012	4.20
50422000	DCP Expense	CF	9300004394	11/30/2012	66.22
50422000	DCP Expense	CF	9300004394	11/30/2012	(66.22)

## Kentucky American Water Company

Case No. 2012-00520

Response to PSC DR1, Item 31

Account	Description	Doc Type	Document Number	Posting Date	Amount
50422000	DCP Expense	CF	9300004397	11/30/2012	42.78
50422000	DCP Expense	CF	9300004397	11/30/2012	(42.78)
50422000	DCP Expense	CF	9300004401	11/30/2012	40.11
50422000	DCP Expense	CF	9300004401	11/30/2012	(40.11)
50422000	DCP Expense	CF	9300004403	11/30/2012	2.84
50422000	DCP Expense	CF	9300004403	11/30/2012	(2.84)
50422000	DCP Expense	CF	9300004405	11/30/2012	34.11
50422000	DCP Expense	CF	9300004405	11/30/2012	(34.11)
50422000	DCP Expense	CF	9300004407	11/30/2012	54.53
50422000	DCP Expense	CF	9300004407	11/30/2012	(54.53)
50422000	DCP Expense	CF	9300004412	11/30/2012	825.25
50422000	DCP Expense	CF	9300004412	11/30/2012	(825.25)
50422000	DCP Expense	CF	9300004414	11/30/2012	65.23
50422000	DCP Expense	CF	9300004414	11/30/2012	(65.23)
50422000	DCP Expense	CF	9300004416	11/30/2012	(34.93)
50422000	DCP Expense	CF	9300004416	11/30/2012	34.93
50422000	DCP Expense	CF	9300004418	11/30/2012	(59.91)
50422000	DCP Expense	CF	9300004418	11/30/2012	59.91
50422000	DCP Expense	CF	9300004420	11/30/2012	11.06
50422000	DCP Expense	CF	9300004420	11/30/2012	(11.06)
50422000	DCP Expense	CF	9300004423	11/30/2012	15.94
50422000	DCP Expense	CF	9300004423	11/30/2012	(15.94)
50422000	DCP Expense	CF	9300004425	11/30/2012	54.87
50422000	DCP Expense	CF	9300004425	11/30/2012	(54.87)
50422000	DCP Expense	CF	9300004429	11/30/2012	834.59
50422000	DCP Expense	CF	9300004429	11/30/2012	(834.59)
50422000	DCP Expense	CF	9300004431	11/30/2012	101.72
50422000	DCP Expense	CF	9300004431	11/30/2012	(101.72)
50422000	DCP Expense	CF	9300004435	11/30/2012	108.85
50422000	DCP Expense	CF	9300004435	11/30/2012	(108.85)
50422000	DCP Expense	CF	9300004437	11/30/2012	161.12
50422000	DCP Expense	CF	9300004437	11/30/2012	(161.12)
50422000	DCP Expense	CF	9300004443	11/30/2012	(1.10)
50422000	DCP Expense	CF	9300004443	11/30/2012	1.10
50422000	DCP Expense	CF	9300004444	11/30/2012	(15.04)
50422000	DCP Expense	CF	9300004444	11/30/2012	15.04
50422000	DCP Expense	CF	9300004463	11/30/2012	(1.46)
50422000	DCP Expense	CF	9300004463	11/30/2012	1.46
50422000	DCP Expense	CF	9300004464	11/30/2012	(1.46)
50422000	DCP Expense	CF	9300004464	11/30/2012	1.46
50422000	DCP Expense	CF	9300004465	11/30/2012	(1.46)
50422000	DCP Expense	CF	9300004465	11/30/2012	1.46
50422000	DCP Expense	CF	9300004466	11/30/2012	(1.46)
50422000	DCP Expense	CF	9300004466	11/30/2012	1.46
50422000	DCP Expense	CF	9300004467	11/30/2012	(1.46)
50422000	DCP Expense	CF	9300004467	11/30/2012	1.46
50422000	DCP Expense	CF	9300004539	11/30/2012	(341.48)
50422000	DCP Expense	CF	9300004539	11/30/2012	341.48
50422000	DCP Expense	CF	9300004541	11/30/2012	(10.24)
50422000	DCP Expense	CF	9300004541	11/30/2012	10.24
50422000	DCP Expense	CF	9300004543	11/30/2012	(22.81)
50422000	DCP Expense	CF	9300004543	11/30/2012	22.81
50422000	DCP Expense	CF	9300004546	11/30/2012	(151.46)

## Kentucky American Water Company

Case No. 2012-00520

Response to PSC DR1, Item 31

Account	Description	Doc Type	Document Number	Posting Date	Amount
50422000	DCP Expense	CF	9300004546	11/30/2012	151.46
50422000	DCP Expense	CF	9300004553	11/30/2012	(235.08)
50422000	DCP Expense	CF	9300004553	11/30/2012	235.08
50422000	DCP Expense	CF	9300004558	11/30/2012	(154.89)
50422000	DCP Expense	CF	9300004558	11/30/2012	154.89
50422000	DCP Expense	CF	9300004561	11/30/2012	(104.64)
50422000	DCP Expense	CF	9300004561	11/30/2012	104.64
50422000	DCP Expense	CF	9300004566	11/30/2012	(33.35)
50422000	DCP Expense	CF	9300004566	11/30/2012	33.35
50422000	DCP Expense	CF	9300004571	11/30/2012	(0.36)
50422000	DCP Expense	CF	9300004571	11/30/2012	0.36
50422000	DCP Expense	CF	9300004574	11/30/2012	(384.56)
50422000	DCP Expense	CF	9300004574	11/30/2012	384.56
50422000	DCP Expense	CF	9300004581	11/30/2012	(49.22)
50422000	DCP Expense	CF	9300004581	11/30/2012	49.22
50422000	DCP Expense	CF	9300004583	11/30/2012	(4.73)
50422000	DCP Expense	CF	9300004583	11/30/2012	4.73
50422000	DCP Expense	CF	9300004588	11/30/2012	(558.31)
50422000	DCP Expense	CF	9300004588	11/30/2012	558.31
50422000	DCP Expense	CF	9300004592	11/30/2012	(213.74)
50422000	DCP Expense	CF	9300004592	11/30/2012	213.74
50422000	DCP Expense	CF	9300004596	11/30/2012	(948.01)
50422000	DCP Expense	CF	9300004596	11/30/2012	948.01
50422000	DCP Expense	CF	9300004598	11/30/2012	(31.50)
50422000	DCP Expense	CF	9300004598	11/30/2012	31.50
50422000	DCP Expense	CF	9300004600	11/30/2012	(334.77)
50422000	DCP Expense	CF	9300004600	11/30/2012	334.77
50422000	DCP Expense	CF	9300004602	11/30/2012	(764.95)
50422000	DCP Expense	CF	9300004602	11/30/2012	764.95
50422000	DCP Expense	CF	9300004606	11/30/2012	(1,907.34)
50422000	DCP Expense	CF	9300004606	11/30/2012	1,907.34
50422000	DCP Expense	CF	9300004609	11/30/2012	(492.71)
50422000	DCP Expense	CF	9300004609	11/30/2012	492.71
50422000	DCP Expense	CF	9300004613	11/30/2012	(34.65)
50422000	DCP Expense	CF	9300004613	11/30/2012	34.65
50422000	DCP Expense	CF	9300004617	11/30/2012	(20.55)
50422000	DCP Expense	CF	9300004617	11/30/2012	20.55
50422000	DCP Expense	CF	9300004619	11/30/2012	(81.82)
50422000	DCP Expense	CF	9300004619	11/30/2012	81.82
50422000	DCP Expense	CF	9300004623	11/30/2012	(2,126.91)
50422000	DCP Expense	CF	9300004623	11/30/2012	2,126.91
50422000	DCP Expense	CF	9300004625	11/30/2012	(57.85)
50422000	DCP Expense	CF	9300004625	11/30/2012	57.85
50422000	DCP Expense	CF	9300004628	11/30/2012	(183.01)
50422000	DCP Expense	CF	9300004628	11/30/2012	183.01
50422000	DCP Expense	CF	9300004630	11/30/2012	(271.43)
50422000	DCP Expense	CF	9300004630	11/30/2012	271.43
50422000	DCP Expense	CF	9300004669	11/30/2012	(2.18)
50422000	DCP Expense	CF	9300004669	11/30/2012	2.18
50422000	DCP Expense	CF	9300004670	11/30/2012	(15.62)
50422000	DCP Expense	CF	9300004670	11/30/2012	15.62
50422000	DCP Expense	CF	9300004694	11/30/2012	(29.80)
50422000	DCP Expense	CF	9300004694	11/30/2012	29.80



## Kentucky American Water Company

Case No. 2012-00520

Response to PSC DR1, Item 31

Account	Description	Doc Type	Document Number	Posting Date	Amount
50422000	DCP Expense	CF	9300004695	11/30/2012	(7.43)
50422000	DCP Expense	CF	9300004695	11/30/2012	7.43
50422000	DCP Expense	CF	9300004696	11/30/2012	(2.42)
50422000	DCP Expense	CF	9300004696	11/30/2012	2.42
50422000	DCP Expense	CF	9300004697	11/30/2012	(4.84)
50422000	DCP Expense	CF	9300004697	11/30/2012	4.84
50422000	DCP Expense	CF	9300004698	11/30/2012	(6.04)
50422000	DCP Expense	CF	9300004698	11/30/2012	6.04
50422000	DCP Expense	CF	9300004790	11/30/2012	(244.47)
50422000	DCP Expense	CF	9300004790	11/30/2012	244.47
50422000	DCP Expense	CF	9300004792	11/30/2012	(6.82)
50422000	DCP Expense	CF	9300004792	11/30/2012	6.82
50422000	DCP Expense	CF	9300004794	11/30/2012	(3.38)
50422000	DCP Expense	CF	9300004794	11/30/2012	3.38
50422000	DCP Expense	CF	9300004799	11/30/2012	(99.96)
50422000	DCP Expense	CF	9300004799	11/30/2012	99.96
50422000	DCP Expense	CF	9300004808	11/30/2012	(165.77)
50422000	DCP Expense	CF	9300004808	11/30/2012	165.77
50422000	DCP Expense	CF	9300004811	11/30/2012	(101.81)
50422000	DCP Expense	CF	9300004811	11/30/2012	101.81
50422000	DCP Expense	CF	9300004814	11/30/2012	(108.03)
50422000	DCP Expense	CF	9300004814	11/30/2012	108.03
50422000	DCP Expense	CF	9300004818	11/30/2012	(13.33)
50422000	DCP Expense	CF	9300004818	11/30/2012	13.33
50422000	DCP Expense	CF	9300004822	11/30/2012	(9.64)
50422000	DCP Expense	CF	9300004822	11/30/2012	9.64
50422000	DCP Expense	CF	9300004824	11/30/2012	(208.70)
50422000	DCP Expense	CF	9300004824	11/30/2012	208.70
50422000	DCP Expense	CF	9300004828	11/30/2012	(1.59)
50422000	DCP Expense	CF	9300004828	11/30/2012	1.59
50422000	DCP Expense	CF	9300004831	11/30/2012	(39.90)
50422000	DCP Expense	CF	9300004831	11/30/2012	39.90
50422000	DCP Expense	CF	9300004833	11/30/2012	(9.93)
50422000	DCP Expense	CF	9300004833	11/30/2012	9.93
50422000	DCP Expense	CF	9300004840	11/30/2012	(239.96)
50422000	DCP Expense	CF	9300004840	11/30/2012	239.96
50422000	DCP Expense	CF	9300004844	11/30/2012	(142.46)
50422000	DCP Expense	CF	9300004844	11/30/2012	142.46
50422000	DCP Expense	CF	9300004847	11/30/2012	(450.64)
50422000	DCP Expense	CF	9300004847	11/30/2012	450.64
50422000	DCP Expense	CF	9300004849	11/30/2012	(21.00)
50422000	DCP Expense	CF	9300004849	11/30/2012	21.00
50422000	DCP Expense	CF	9300004851	11/30/2012	(225.56)
50422000	DCP Expense	CF	9300004851	11/30/2012	225.56
50422000	DCP Expense	CF	9300004853	11/30/2012	(259.07)
50422000	DCP Expense	CF	9300004853	11/30/2012	259.07
50422000	DCP Expense	CF	9300004857	11/30/2012	(1,905.47)
50422000	DCP Expense	CF	9300004857	11/30/2012	1,905.47
50422000	DCP Expense	CF	9300004860	11/30/2012	(233.71)
50422000	DCP Expense	CF	9300004860	11/30/2012	233.71
50422000	DCP Expense	CF	9300004862	11/30/2012	(24.25)
50422000	DCP Expense	CF	9300004862	11/30/2012	24.25
50422000	DCP Expense	CF	9300004864	11/30/2012	(40.43)

## Kentucky American Water Company

Case No. 2012-00520

Response to PSC DR1, Item 31

Account	Description	Doc Type	Document Number	Posting Date	Amount
50422000	DCP Expense	CF	9300004864	11/30/2012	40.43
50422000	DCP Expense	CF	9300004870	11/30/2012	(45.45)
50422000	DCP Expense	CF	9300004870	11/30/2012	45.45
50422000	DCP Expense	CF	9300004872	11/30/2012	(7.97)
50422000	DCP Expense	CF	9300004872	11/30/2012	7.97
50422000	DCP Expense	CF	9300004874	11/30/2012	(1,928.23)
50422000	DCP Expense	CF	9300004874	11/30/2012	1,928.23
50422000	DCP Expense	CF	9300004876	11/30/2012	(22.50)
50422000	DCP Expense	CF	9300004876	11/30/2012	22.50
50422000	DCP Expense	CF	9300004878	11/30/2012	(80.15)
50422000	DCP Expense	CF	9300004878	11/30/2012	80.15
50422000	DCP Expense	CF	9300004880	11/30/2012	(84.64)
50422000	DCP Expense	CF	9300004880	11/30/2012	84.64
50422100	DCP Exp Cap Credits	UT	9300004787	11/30/2012	(6.64)
50422100	DCP Exp Cap Credits	UT	9300004535	11/30/2012	(412.74)
50422100	DCP Exp Cap Credits	UT	9300004786	11/30/2012	(441.52)
50422100	DCP Exp Cap Credits	UT	9300004533	11/30/2012	(59.57)
50422100	DCP Exp Cap Credits	UT	9300004780	11/30/2012	(9.96)
50422100	DCP Exp Cap Credits	UZ	2000000575	11/30/2012	(12.03)
50422100	DCP Exp Cap Credits	CS	9300004534	11/30/2012	(129.13)
50422100	DCP Exp Cap Credits	CS	9300004785	11/30/2012	(50.53)
50422100	DCP Exp Cap Credits	UZ	2000000578	11/30/2012	(42.09)
50422100	DCP Exp Cap Credits	UZ	2000000578	11/30/2012	(33.70)
50422100	DCP Exp Cap Credits	UZ	2000000575	11/30/2012	(11.20)
50422100	DCP Exp Cap Credits	UZ	2000000578	11/30/2012	(3.86)
50422100	DCP Exp Cap Credits	UZ	2000000576	11/30/2012	(154.14)
50422100	DCP Exp Cap Credits	UZ	2000000578	11/30/2012	(173.27)
50422100	DCP Exp Cap Credits	UZ	2000000576	11/30/2012	(26.16)
50422100	DCP Exp Cap Credits	UZ	2000000578	11/30/2012	(102.00)
50422100	DCP Exp Cap Credits	UZ	2000000575	11/30/2012	(53.54)
50422100	DCP Exp Cap Credits	UZ	2000000575	11/30/2012	(75.85)
50422100	DCP Exp Cap Credits	UZ	2000000575	11/30/2012	(136.57)
50422100	DCP Exp Cap Credits	UZ	2000000575	11/30/2012	(4.92)
50422100	DCP Exp Cap Credits	UZ	2000000578	11/30/2012	(12.02)
50422100	DCP Exp Cap Credits	UZ	2000000580	11/30/2012	(25.27)
50422100	DCP Exp Cap Credits	UZ	2000000580	11/30/2012	(8.40)
50422100	DCP Exp Cap Credits	UZ	2000000578	11/30/2012	(12.60)
50422100	DCP Exp Cap Credits	UZ	2000000580	11/30/2012	(2.10)
50423000	ESPP Expense	SA	100001950	11/30/2012	863.58
50423000	ESPP Expense	CF	9300004975	11/30/2012	(863.58)
50423000	ESPP Expense	CF	9300004975	11/30/2012	863.58
50450000	Other Welfare	ZI	9000000237	11/30/2012	250.00
50450000	Other Welfare	ZI	9000000719	11/30/2012	1,500.00
50450000	Other Welfare	ZI	9000000740	11/30/2012	8,036.00
50450000	Other Welfare	ZI	9000000782	11/30/2012	270.00
50450000	Other Welfare	CS	9300004798	11/30/2012	(3,880.45)
50450000	Other Welfare	CS	9300004974	11/30/2012	(150.00)
50450000	Other Welfare	CS	9300004962	11/30/2012	(10,056.00)
50450000	Other Welfare	CS	9300005009	11/30/2012	(2,270.29)
50450000	Other Welfare	CS	9300004980	11/30/2012	(1,310.70)
50450016	Other Welfare AG	CS	9300004798	11/30/2012	3,880.45
50450016	Other Welfare AG	CS	9300004974	11/30/2012	150.00
50450016	Other Welfare AG	CS	9300004962	11/30/2012	10,056.00

## Kentucky American Water Company

Case No. 2012-00520

Response to PSC DR1, Item 31

Account	Description	Doc Type	Document Number	Posting Date	Amount
50450016	Other Welfare AG	CS	9300005009	11/30/2012	2,270.29
50450016	Other Welfare AG	CS	9300004980	11/30/2012	1,310.70
50451000	Employee Awards	SV	100002018	11/30/2012	826.68
50451000	Employee Awards	ZI	9000000632	11/30/2012	40.22
50451000	Employee Awards	ZI	9000000654	11/30/2012	579.02
50451000	Employee Awards	ZI	9000000655	11/30/2012	63.56
50451000	Employee Awards	ZI	9000000668	11/30/2012	(19.06)
50451000	Employee Awards	ZI	9000000669	11/30/2012	19.06
50451000	Employee Awards	ZI	9000000670	11/30/2012	29.85
50451000	Employee Awards	ZI	9000000671	11/30/2012	(34.90)
50451000	Employee Awards	CF	9300004397	11/30/2012	(157.70)
50451000	Employee Awards	CF	9300004397	11/30/2012	157.70
50451000	Employee Awards	CF	9300004425	11/30/2012	(80.97)
50451000	Employee Awards	CF	9300004425	11/30/2012	80.97
50451000	Employee Awards	CF	9300004937	11/30/2012	(677.75)
50451000	Employee Awards	CF	9300004937	11/30/2012	677.75
50451000	Employee Awards	CF	9300005805	11/30/2012	(826.68)
50451000	Employee Awards	CF	9300005805	11/30/2012	826.68
50452000	Emp Physical Exams	SV	100002018	11/30/2012	125.00
50452000	Emp Physical Exams	ZI	9000000412	11/30/2012	117.00
50452000	Emp Physical Exams	CF	9300004433	11/30/2012	(159.00)
50452000	Emp Physical Exams	CF	9300004433	11/30/2012	159.00
50452000	Emp Physical Exams	CF	9300004619	11/30/2012	(37.10)
50452000	Emp Physical Exams	CF	9300004619	11/30/2012	37.10
50452000	Emp Physical Exams	CF	9300004663	11/30/2012	(56.35)
50452000	Emp Physical Exams	CF	9300004663	11/30/2012	56.35
50452000	Emp Physical Exams	CF	9300004870	11/30/2012	(352.15)
50452000	Emp Physical Exams	CF	9300004870	11/30/2012	352.15
50452000	Emp Physical Exams	CF	9300004955	11/30/2012	38.38
50452000	Emp Physical Exams	CF	9300004955	11/30/2012	(38.38)
50452000	Emp Physical Exams	CF	9300004963	11/30/2012	(117.00)
50452000	Emp Physical Exams	CF	9300004963	11/30/2012	117.00
50452000	Emp Physical Exams	CF	9300004998	11/30/2012	(78.00)
50452000	Emp Physical Exams	CF	9300004998	11/30/2012	78.00
50452000	Emp Physical Exams	CF	9300005800	11/30/2012	(125.00)
50452000	Emp Physical Exams	CF	9300005800	11/30/2012	125.00
50457000	Training	ZI	9000000258	11/30/2012	695.00
50457000	Training	ZI	9000000276	11/30/2012	223.00
50457000	Training	ZI	9000000995	11/30/2012	1,259.89
50457000	Training	ZI	9000000996	11/30/2012	64.38
50457000	Training	ZI	9000000997	11/30/2012	45.10
50457000	Training	ZI	9000001017	11/30/2012	106.00
50457000	Training	CF	9300004951	11/30/2012	(106.00)
50457000	Training	CF	9300004951	11/30/2012	106.00
50457000	Training	CF	9300004961	11/30/2012	(1,369.37)
50457000	Training	CF	9300004961	11/30/2012	1,369.37
50457000	Training	CF	9300004971	11/30/2012	(918.00)
50457000	Training	CF	9300004971	11/30/2012	918.00
50457000	Training	CF	9300005001	11/30/2012	(50.86)
50457000	Training	CF	9300005001	11/30/2012	50.86
50457000	Training	CF	9300005008	11/30/2012	(82.60)
50457000	Training	CF	9300005008	11/30/2012	82.60
50457000	Training	CF	9300005010	11/30/2012	(99.31)

## Kentucky American Water Company

Case No. 2012-00520

Response to PSC DR1, Item 31

Account	Description	Doc Type	Document Number	Posting Date	Amount
50457000	Training	CF	9300005010	11/30/2012	99.31
50510000	PBOP Expense	SA	100001847	11/30/2012	70,420.00
50510000	PBOP Expense	SA	100001936	11/30/2012	(4,201.00)
50510000	PBOP Expense	CF	9300004250	11/30/2012	20.31
50510000	PBOP Expense	CF	9300004250	11/30/2012	(20.31)
50510000	PBOP Expense	CF	9300004251	11/30/2012	2.38
50510000	PBOP Expense	CF	9300004251	11/30/2012	(2.38)
50510000	PBOP Expense	CF	9300004252	11/30/2012	17.32
50510000	PBOP Expense	CF	9300004252	11/30/2012	(17.32)
50510000	PBOP Expense	CF	9300004253	11/30/2012	34.62
50510000	PBOP Expense	CF	9300004253	11/30/2012	(34.62)
50510000	PBOP Expense	CF	9300004254	11/30/2012	23.57
50510000	PBOP Expense	CF	9300004254	11/30/2012	(23.57)
50510000	PBOP Expense	CF	9300004255	11/30/2012	17.32
50510000	PBOP Expense	CF	9300004255	11/30/2012	(17.32)
50510000	PBOP Expense	CF	9300004256	11/30/2012	2.38
50510000	PBOP Expense	CF	9300004256	11/30/2012	(2.38)
50510000	PBOP Expense	CF	9300004257	11/30/2012	19.85
50510000	PBOP Expense	CF	9300004257	11/30/2012	(19.85)
50510000	PBOP Expense	CF	9300004258	11/30/2012	16.94
50510000	PBOP Expense	CF	9300004258	11/30/2012	(16.94)
50510000	PBOP Expense	CF	9300004259	11/30/2012	(20.31)
50510000	PBOP Expense	CF	9300004259	11/30/2012	20.31
50510000	PBOP Expense	CF	9300004260	11/30/2012	(2.38)
50510000	PBOP Expense	CF	9300004260	11/30/2012	2.38
50510000	PBOP Expense	CF	9300004261	11/30/2012	(17.32)
50510000	PBOP Expense	CF	9300004261	11/30/2012	17.32
50510000	PBOP Expense	CF	9300004262	11/30/2012	(34.62)
50510000	PBOP Expense	CF	9300004262	11/30/2012	34.62
50510000	PBOP Expense	CF	9300004263	11/30/2012	(23.57)
50510000	PBOP Expense	CF	9300004263	11/30/2012	23.57
50510000	PBOP Expense	CF	9300004264	11/30/2012	(17.32)
50510000	PBOP Expense	CF	9300004264	11/30/2012	17.32
50510000	PBOP Expense	CF	9300004265	11/30/2012	(2.38)
50510000	PBOP Expense	CF	9300004265	11/30/2012	2.38
50510000	PBOP Expense	CF	9300004266	11/30/2012	(19.85)
50510000	PBOP Expense	CF	9300004266	11/30/2012	19.85
50510000	PBOP Expense	CF	9300004267	11/30/2012	(16.94)
50510000	PBOP Expense	CF	9300004267	11/30/2012	16.94
50510000	PBOP Expense	CF	9300004268	11/30/2012	(478.67)
50510000	PBOP Expense	CF	9300004268	11/30/2012	478.67
50510000	PBOP Expense	CF	9300004269	11/30/2012	(33.97)
50510000	PBOP Expense	CF	9300004269	11/30/2012	33.97
50510000	PBOP Expense	CF	9300004270	11/30/2012	(4,659.82)
50510000	PBOP Expense	CF	9300004270	11/30/2012	4,659.82
50510000	PBOP Expense	CF	9300004271	11/30/2012	(19.98)
50510000	PBOP Expense	CF	9300004271	11/30/2012	19.98
50510000	PBOP Expense	CF	9300004272	11/30/2012	(49.67)
50510000	PBOP Expense	CF	9300004272	11/30/2012	49.67
50510000	PBOP Expense	CF	9300004273	11/30/2012	(426.63)
50510000	PBOP Expense	CF	9300004273	11/30/2012	426.63
50510000	PBOP Expense	CF	9300004274	11/30/2012	(350.46)
50510000	PBOP Expense	CF	9300004274	11/30/2012	350.46

## Kentucky American Water Company

Case No. 2012-00520

Response to PSC DR1, Item 31

Account	Description	Doc Type	Document Number	Posting Date	Amount
50510000	PBOP Expense	CF	9300004275	11/30/2012	45.18
50510000	PBOP Expense	CF	9300004275	11/30/2012	(45.18)
50510000	PBOP Expense	CF	9300004276	11/30/2012	(2,088.98)
50510000	PBOP Expense	CF	9300004276	11/30/2012	2,088.98
50510000	PBOP Expense	CF	9300004277	11/30/2012	(73.99)
50510000	PBOP Expense	CF	9300004277	11/30/2012	73.99
50510000	PBOP Expense	CF	9300004278	11/30/2012	(301.97)
50510000	PBOP Expense	CF	9300004278	11/30/2012	301.97
50510000	PBOP Expense	CF	9300004279	11/30/2012	(106.84)
50510000	PBOP Expense	CF	9300004279	11/30/2012	106.84
50510000	PBOP Expense	CF	9300004280	11/30/2012	(71.08)
50510000	PBOP Expense	CF	9300004280	11/30/2012	71.08
50510000	PBOP Expense	CF	9300004281	11/30/2012	(1,352.38)
50510000	PBOP Expense	CF	9300004281	11/30/2012	1,352.38
50510000	PBOP Expense	CF	9300004282	11/30/2012	(1.64)
50510000	PBOP Expense	CF	9300004282	11/30/2012	1.64
50510000	PBOP Expense	CF	9300004283	11/30/2012	(27.84)
50510000	PBOP Expense	CF	9300004283	11/30/2012	27.84
50510000	PBOP Expense	CF	9300004284	11/30/2012	(367.84)
50510000	PBOP Expense	CF	9300004284	11/30/2012	367.84
50510000	PBOP Expense	CF	9300004285	11/30/2012	(288.30)
50510000	PBOP Expense	CF	9300004285	11/30/2012	288.30
50510000	PBOP Expense	CF	9300004286	11/30/2012	(107.43)
50510000	PBOP Expense	CF	9300004286	11/30/2012	107.43
50510000	PBOP Expense	CF	9300004287	11/30/2012	(135.25)
50510000	PBOP Expense	CF	9300004287	11/30/2012	135.25
50510000	PBOP Expense	CF	9300004288	11/30/2012	(170.58)
50510000	PBOP Expense	CF	9300004288	11/30/2012	170.58
50510000	PBOP Expense	CF	9300004289	11/30/2012	(225.11)
50510000	PBOP Expense	CF	9300004289	11/30/2012	225.11
50510000	PBOP Expense	CF	9300004290	11/30/2012	(14.30)
50510000	PBOP Expense	CF	9300004290	11/30/2012	14.30
50510000	PBOP Expense	CF	9300004291	11/30/2012	(640.17)
50510000	PBOP Expense	CF	9300004291	11/30/2012	640.17
50510000	PBOP Expense	CF	9300004292	11/30/2012	(676.52)
50510000	PBOP Expense	CF	9300004292	11/30/2012	676.52
50510000	PBOP Expense	CF	9300004293	11/30/2012	(228.12)
50510000	PBOP Expense	CF	9300004293	11/30/2012	228.12
50510000	PBOP Expense	CF	9300004294	11/30/2012	(55.37)
50510000	PBOP Expense	CF	9300004294	11/30/2012	55.37
50510000	PBOP Expense	CF	9300004295	11/30/2012	(253.80)
50510000	PBOP Expense	CF	9300004295	11/30/2012	253.80
50510000	PBOP Expense	CF	9300004296	11/30/2012	(216.29)
50510000	PBOP Expense	CF	9300004296	11/30/2012	216.29
50510000	PBOP Expense	CF	9300004297	11/30/2012	(130.25)
50510000	PBOP Expense	CF	9300004297	11/30/2012	130.25
50510000	PBOP Expense	CF	9300004298	11/30/2012	(340.48)
50510000	PBOP Expense	CF	9300004298	11/30/2012	340.48
50510000	PBOP Expense	CF	9300004299	11/30/2012	(235.30)
50510000	PBOP Expense	CF	9300004299	11/30/2012	235.30
50510000	PBOP Expense	CF	9300004300	11/30/2012	(626.51)
50510000	PBOP Expense	CF	9300004300	11/30/2012	626.51
50510000	PBOP Expense	CF	9300004301	11/30/2012	(210.26)

## Kentucky American Water Company

Case No. 2012-00520

Response to PSC DR1, Item 31

Account	Description	Doc Type	Document Number	Posting Date	Amount
50510000	PBOP Expense	CF	9300004301	11/30/2012	210.26
50510000	PBOP Expense	CF	9300004302	11/30/2012	13.55
50510000	PBOP Expense	CF	9300004302	11/30/2012	(13.55)
50510000	PBOP Expense	CF	9300004303	11/30/2012	386.07
50510000	PBOP Expense	CF	9300004303	11/30/2012	(386.07)
50510000	PBOP Expense	CF	9300004304	11/30/2012	69.74
50510000	PBOP Expense	CF	9300004304	11/30/2012	(69.74)
50510000	PBOP Expense	CF	9300004305	11/30/2012	(16.53)
50510000	PBOP Expense	CF	9300004305	11/30/2012	16.53
50510000	PBOP Expense	CF	9300004306	11/30/2012	22.31
50510000	PBOP Expense	CF	9300004306	11/30/2012	(22.31)
50510000	PBOP Expense	CF	9300004307	11/30/2012	134.27
50510000	PBOP Expense	CF	9300004307	11/30/2012	(134.27)
50510000	PBOP Expense	CF	9300004308	11/30/2012	(275.86)
50510000	PBOP Expense	CF	9300004308	11/30/2012	275.86
50510000	PBOP Expense	CF	9300004309	11/30/2012	(97.34)
50510000	PBOP Expense	CF	9300004309	11/30/2012	97.34
50510000	PBOP Expense	CF	9300004310	11/30/2012	(36.97)
50510000	PBOP Expense	CF	9300004310	11/30/2012	36.97
50510000	PBOP Expense	CF	9300004311	11/30/2012	(44.04)
50510000	PBOP Expense	CF	9300004311	11/30/2012	44.04
50510000	PBOP Expense	CF	9300004312	11/30/2012	142.19
50510000	PBOP Expense	CF	9300004312	11/30/2012	(142.19)
50510000	PBOP Expense	CF	9300004313	11/30/2012	(8.89)
50510000	PBOP Expense	CF	9300004313	11/30/2012	8.89
50510000	PBOP Expense	CF	9300004314	11/30/2012	(65.64)
50510000	PBOP Expense	CF	9300004314	11/30/2012	65.64
50510000	PBOP Expense	CF	9300004315	11/30/2012	(132.97)
50510000	PBOP Expense	CF	9300004315	11/30/2012	132.97
50510000	PBOP Expense	CF	9300004316	11/30/2012	22.86
50510000	PBOP Expense	CF	9300004316	11/30/2012	(22.86)
50510000	PBOP Expense	CF	9300004317	11/30/2012	(6.71)
50510000	PBOP Expense	CF	9300004317	11/30/2012	6.71
50510000	PBOP Expense	CF	9300004318	11/30/2012	10.11
50510000	PBOP Expense	CF	9300004318	11/30/2012	(10.11)
50510000	PBOP Expense	CF	9300004319	11/30/2012	(2.86)
50510000	PBOP Expense	CF	9300004319	11/30/2012	2.86
50510000	PBOP Expense	CF	9300004320	11/30/2012	9.21
50510000	PBOP Expense	CF	9300004320	11/30/2012	(9.21)
50510000	PBOP Expense	CF	9300004321	11/30/2012	25.50
50510000	PBOP Expense	CF	9300004321	11/30/2012	(25.50)
50510000	PBOP Expense	CF	9300004322	11/30/2012	(43.65)
50510000	PBOP Expense	CF	9300004322	11/30/2012	43.65
50510000	PBOP Expense	CF	9300004323	11/30/2012	(87.80)
50510000	PBOP Expense	CF	9300004323	11/30/2012	87.80
50510000	PBOP Expense	CF	9300004324	11/30/2012	101.87
50510000	PBOP Expense	CF	9300004324	11/30/2012	(101.87)
50510000	PBOP Expense	CF	9300004325	11/30/2012	177.88
50510000	PBOP Expense	CF	9300004325	11/30/2012	(177.88)
50510000	PBOP Expense	CF	9300004326	11/30/2012	(94.06)
50510000	PBOP Expense	CF	9300004326	11/30/2012	94.06
50510000	PBOP Expense	CF	9300004327	11/30/2012	(185.76)
50510000	PBOP Expense	CF	9300004327	11/30/2012	185.76

## Kentucky American Water Company

Case No. 2012-00520

Response to PSC DR1, Item 31

Account	Description	Doc Type	Document Number	Posting Date	Amount
50510000	PBOP Expense	CF	9300004328	11/30/2012	(8.14)
50510000	PBOP Expense	CF	9300004328	11/30/2012	8.14
50510000	PBOP Expense	CF	9300004329	11/30/2012	(75.57)
50510000	PBOP Expense	CF	9300004329	11/30/2012	75.57
50510000	PBOP Expense	CF	9300004330	11/30/2012	(55.71)
50510000	PBOP Expense	CF	9300004330	11/30/2012	55.71
50510000	PBOP Expense	CF	9300004331	11/30/2012	(171.92)
50510000	PBOP Expense	CF	9300004331	11/30/2012	171.92
50510000	PBOP Expense	CF	9300004332	11/30/2012	(365.42)
50510000	PBOP Expense	CF	9300004332	11/30/2012	365.42
50510000	PBOP Expense	CF	9300004333	11/30/2012	(12.21)
50510000	PBOP Expense	CF	9300004333	11/30/2012	12.21
50510000	PBOP Expense	CF	9300004334	11/30/2012	(161.82)
50510000	PBOP Expense	CF	9300004334	11/30/2012	161.82
50510000	PBOP Expense	CF	9300004335	11/30/2012	(17.22)
50510000	PBOP Expense	CF	9300004335	11/30/2012	17.22
50510000	PBOP Expense	CF	9300004336	11/30/2012	(55.11)
50510000	PBOP Expense	CF	9300004336	11/30/2012	55.11
50510000	PBOP Expense	CF	9300004337	11/30/2012	(126.83)
50510000	PBOP Expense	CF	9300004337	11/30/2012	126.83
50510000	PBOP Expense	CF	9300004338	11/30/2012	(8.90)
50510000	PBOP Expense	CF	9300004338	11/30/2012	8.90
50510000	PBOP Expense	CF	9300004339	11/30/2012	(14.39)
50510000	PBOP Expense	CF	9300004339	11/30/2012	14.39
50510000	PBOP Expense	CF	9300004340	11/30/2012	13.13
50510000	PBOP Expense	CF	9300004340	11/30/2012	(13.13)
50510000	PBOP Expense	CF	9300004341	11/30/2012	(99.73)
50510000	PBOP Expense	CF	9300004341	11/30/2012	99.73
50510000	PBOP Expense	CF	9300004342	11/30/2012	(16.02)
50510000	PBOP Expense	CF	9300004342	11/30/2012	16.02
50510000	PBOP Expense	CF	9300004343	11/30/2012	64.68
50510000	PBOP Expense	CF	9300004343	11/30/2012	(64.68)
50510000	PBOP Expense	CF	9300004344	11/30/2012	0.97
50510000	PBOP Expense	CF	9300004344	11/30/2012	(0.97)
50510000	PBOP Expense	CF	9300004345	11/30/2012	(78.91)
50510000	PBOP Expense	CF	9300004345	11/30/2012	78.91
50510000	PBOP Expense	CF	9300004346	11/30/2012	(28.03)
50510000	PBOP Expense	CF	9300004346	11/30/2012	28.03
50510000	PBOP Expense	CF	9300004348	11/30/2012	478.67
50510000	PBOP Expense	CF	9300004348	11/30/2012	(478.67)
50510000	PBOP Expense	CF	9300004350	11/30/2012	19.98
50510000	PBOP Expense	CF	9300004350	11/30/2012	(19.98)
50510000	PBOP Expense	CF	9300004352	11/30/2012	49.67
50510000	PBOP Expense	CF	9300004352	11/30/2012	(49.67)
50510000	PBOP Expense	CF	9300004357	11/30/2012	640.17
50510000	PBOP Expense	CF	9300004357	11/30/2012	(640.17)
50510000	PBOP Expense	CF	9300004364	11/30/2012	107.43
50510000	PBOP Expense	CF	9300004364	11/30/2012	(107.43)
50510000	PBOP Expense	CF	9300004366	11/30/2012	170.58
50510000	PBOP Expense	CF	9300004366	11/30/2012	(170.58)
50510000	PBOP Expense	CF	9300004369	11/30/2012	426.63
50510000	PBOP Expense	CF	9300004369	11/30/2012	(426.63)
50510000	PBOP Expense	CF	9300004371	11/30/2012	(45.18)

## Kentucky American Water Company

Case No. 2012-00520

Response to PSC DR1, Item 31

Account	Description	Doc Type	Document Number	Posting Date	Amount
50510000	PBOP Expense	CF	9300004371	11/30/2012	45.18
50510000	PBOP Expense	CF	9300004373	11/30/2012	106.84
50510000	PBOP Expense	CF	9300004373	11/30/2012	(106.84)
50510000	PBOP Expense	CF	9300004375	11/30/2012	235.30
50510000	PBOP Expense	CF	9300004375	11/30/2012	(235.30)
50510000	PBOP Expense	CF	9300004378	11/30/2012	14.30
50510000	PBOP Expense	CF	9300004378	11/30/2012	(14.30)
50510000	PBOP Expense	CF	9300004380	11/30/2012	676.52
50510000	PBOP Expense	CF	9300004380	11/30/2012	(676.52)
50510000	PBOP Expense	CF	9300004384	11/30/2012	1,352.38
50510000	PBOP Expense	CF	9300004384	11/30/2012	(1,352.38)
50510000	PBOP Expense	CF	9300004388	11/30/2012	253.80
50510000	PBOP Expense	CF	9300004388	11/30/2012	(253.80)
50510000	PBOP Expense	CF	9300004390	11/30/2012	1.64
50510000	PBOP Expense	CF	9300004390	11/30/2012	(1.64)
50510000	PBOP Expense	CF	9300004394	11/30/2012	367.84
50510000	PBOP Expense	CF	9300004394	11/30/2012	(367.84)
50510000	PBOP Expense	CF	9300004397	11/30/2012	225.11
50510000	PBOP Expense	CF	9300004397	11/30/2012	(225.11)
50510000	PBOP Expense	CF	9300004401	11/30/2012	350.46
50510000	PBOP Expense	CF	9300004401	11/30/2012	(350.46)
50510000	PBOP Expense	CF	9300004403	11/30/2012	71.08
50510000	PBOP Expense	CF	9300004403	11/30/2012	(71.08)
50510000	PBOP Expense	CF	9300004405	11/30/2012	216.29
50510000	PBOP Expense	CF	9300004405	11/30/2012	(216.29)
50510000	PBOP Expense	CF	9300004407	11/30/2012	340.48
50510000	PBOP Expense	CF	9300004407	11/30/2012	(340.48)
50510000	PBOP Expense	CF	9300004412	11/30/2012	4,659.82
50510000	PBOP Expense	CF	9300004412	11/30/2012	(4,659.82)
50510000	PBOP Expense	CF	9300004414	11/30/2012	288.30
50510000	PBOP Expense	CF	9300004414	11/30/2012	(288.30)
50510000	PBOP Expense	CF	9300004416	11/30/2012	55.37
50510000	PBOP Expense	CF	9300004416	11/30/2012	(55.37)
50510000	PBOP Expense	CF	9300004418	11/30/2012	130.25
50510000	PBOP Expense	CF	9300004418	11/30/2012	(130.25)
50510000	PBOP Expense	CF	9300004420	11/30/2012	27.84
50510000	PBOP Expense	CF	9300004420	11/30/2012	(27.84)
50510000	PBOP Expense	CF	9300004423	11/30/2012	73.99
50510000	PBOP Expense	CF	9300004423	11/30/2012	(73.99)
50510000	PBOP Expense	CF	9300004425	11/30/2012	135.25
50510000	PBOP Expense	CF	9300004425	11/30/2012	(135.25)
50510000	PBOP Expense	CF	9300004427	11/30/2012	33.97
50510000	PBOP Expense	CF	9300004427	11/30/2012	(33.97)
50510000	PBOP Expense	CF	9300004429	11/30/2012	2,088.98
50510000	PBOP Expense	CF	9300004429	11/30/2012	(2,088.98)
50510000	PBOP Expense	CF	9300004431	11/30/2012	301.97
50510000	PBOP Expense	CF	9300004431	11/30/2012	(301.97)
50510000	PBOP Expense	CF	9300004435	11/30/2012	228.12
50510000	PBOP Expense	CF	9300004435	11/30/2012	(228.12)
50510000	PBOP Expense	CF	9300004437	11/30/2012	626.51
50510000	PBOP Expense	CF	9300004437	11/30/2012	(626.51)
50510000	PBOP Expense	CF	9300004445	11/30/2012	4.49
50510000	PBOP Expense	CF	9300004445	11/30/2012	(4.49)



## Kentucky American Water Company

Case No. 2012-00520

Response to PSC DR1, Item 31

Account	Description	Doc Type	Document Number	Posting Date	Amount
50510000	PBOP Expense	CF	9300004446	11/30/2012	17.89
50510000	PBOP Expense	CF	9300004446	11/30/2012	(17.89)
50510000	PBOP Expense	CF	9300004447	11/30/2012	53.03
50510000	PBOP Expense	CF	9300004447	11/30/2012	(53.03)
50510000	PBOP Expense	CF	9300004448	11/30/2012	46.18
50510000	PBOP Expense	CF	9300004448	11/30/2012	(46.18)
50510000	PBOP Expense	CF	9300004449	11/30/2012	53.72
50510000	PBOP Expense	CF	9300004449	11/30/2012	(53.72)
50510000	PBOP Expense	CF	9300004450	11/30/2012	8.96
50510000	PBOP Expense	CF	9300004450	11/30/2012	(8.96)
50510000	PBOP Expense	CF	9300004451	11/30/2012	3.58
50510000	PBOP Expense	CF	9300004451	11/30/2012	(3.58)
50510000	PBOP Expense	CF	9300004452	11/30/2012	3.58
50510000	PBOP Expense	CF	9300004452	11/30/2012	(3.58)
50510000	PBOP Expense	CF	9300004453	11/30/2012	3.58
50510000	PBOP Expense	CF	9300004453	11/30/2012	(3.58)
50510000	PBOP Expense	CF	9300004454	11/30/2012	3.58
50510000	PBOP Expense	CF	9300004454	11/30/2012	(3.58)
50510000	PBOP Expense	CF	9300004455	11/30/2012	3.58
50510000	PBOP Expense	CF	9300004455	11/30/2012	(3.58)
50510000	PBOP Expense	CF	9300004456	11/30/2012	(4.49)
50510000	PBOP Expense	CF	9300004456	11/30/2012	4.49
50510000	PBOP Expense	CF	9300004457	11/30/2012	(17.89)
50510000	PBOP Expense	CF	9300004457	11/30/2012	17.89
50510000	PBOP Expense	CF	9300004458	11/30/2012	(53.03)
50510000	PBOP Expense	CF	9300004458	11/30/2012	53.03
50510000	PBOP Expense	CF	9300004459	11/30/2012	(46.18)
50510000	PBOP Expense	CF	9300004459	11/30/2012	46.18
50510000	PBOP Expense	CF	9300004460	11/30/2012	(53.72)
50510000	PBOP Expense	CF	9300004460	11/30/2012	53.72
50510000	PBOP Expense	CF	9300004461	11/30/2012	(8.96)
50510000	PBOP Expense	CF	9300004461	11/30/2012	8.96
50510000	PBOP Expense	CF	9300004463	11/30/2012	(3.58)
50510000	PBOP Expense	CF	9300004463	11/30/2012	3.58
50510000	PBOP Expense	CF	9300004464	11/30/2012	(3.58)
50510000	PBOP Expense	CF	9300004464	11/30/2012	3.58
50510000	PBOP Expense	CF	9300004465	11/30/2012	(3.58)
50510000	PBOP Expense	CF	9300004465	11/30/2012	3.58
50510000	PBOP Expense	CF	9300004466	11/30/2012	(3.58)
50510000	PBOP Expense	CF	9300004466	11/30/2012	3.58
50510000	PBOP Expense	CF	9300004467	11/30/2012	(3.58)
50510000	PBOP Expense	CF	9300004467	11/30/2012	3.58
50510000	PBOP Expense	CF	9300004468	11/30/2012	1,668.19
50510000	PBOP Expense	CF	9300004468	11/30/2012	(1,668.19)
50510000	PBOP Expense	CF	9300004469	11/30/2012	169.87
50510000	PBOP Expense	CF	9300004469	11/30/2012	(169.87)
50510000	PBOP Expense	CF	9300004470	11/30/2012	11,406.79
50510000	PBOP Expense	CF	9300004470	11/30/2012	(11,406.79)
50510000	PBOP Expense	CF	9300004471	11/30/2012	25.25
50510000	PBOP Expense	CF	9300004471	11/30/2012	(25.25)
50510000	PBOP Expense	CF	9300004472	11/30/2012	63.70
50510000	PBOP Expense	CF	9300004472	11/30/2012	(63.70)
50510000	PBOP Expense	CF	9300004473	11/30/2012	1,951.09

## Kentucky American Water Company

Case No. 2012-00520

Response to PSC DR1, Item 31

Account	Description	Doc Type	Document Number	Posting Date	Amount
50510000	PBOP Expense	CF	9300004473	11/30/2012	(1,951.09)
50510000	PBOP Expense	CF	9300004474	11/30/2012	2,873.37
50510000	PBOP Expense	CF	9300004474	11/30/2012	(2,873.37)
50510000	PBOP Expense	CF	9300004475	11/30/2012	419.29
50510000	PBOP Expense	CF	9300004475	11/30/2012	(419.29)
50510000	PBOP Expense	CF	9300004476	11/30/2012	8,478.82
50510000	PBOP Expense	CF	9300004476	11/30/2012	(8,478.82)
50510000	PBOP Expense	CF	9300004477	11/30/2012	126.18
50510000	PBOP Expense	CF	9300004477	11/30/2012	(126.18)
50510000	PBOP Expense	CF	9300004478	11/30/2012	460.14
50510000	PBOP Expense	CF	9300004478	11/30/2012	(460.14)
50510000	PBOP Expense	CF	9300004479	11/30/2012	82.18
50510000	PBOP Expense	CF	9300004479	11/30/2012	(82.18)
50510000	PBOP Expense	CF	9300004480	11/30/2012	276.98
50510000	PBOP Expense	CF	9300004480	11/30/2012	(276.98)
50510000	PBOP Expense	CF	9300004481	11/30/2012	4,679.03
50510000	PBOP Expense	CF	9300004481	11/30/2012	(4,679.03)
50510000	PBOP Expense	CF	9300004482	11/30/2012	77.11
50510000	PBOP Expense	CF	9300004482	11/30/2012	(77.11)
50510000	PBOP Expense	CF	9300004483	11/30/2012	2,330.19
50510000	PBOP Expense	CF	9300004483	11/30/2012	(2,330.19)
50510000	PBOP Expense	CF	9300004484	11/30/2012	1,798.92
50510000	PBOP Expense	CF	9300004484	11/30/2012	(1,798.92)
50510000	PBOP Expense	CF	9300004485	11/30/2012	483.11
50510000	PBOP Expense	CF	9300004485	11/30/2012	(483.11)
50510000	PBOP Expense	CF	9300004486	11/30/2012	201.75
50510000	PBOP Expense	CF	9300004486	11/30/2012	(201.75)
50510000	PBOP Expense	CF	9300004487	11/30/2012	1,316.28
50510000	PBOP Expense	CF	9300004487	11/30/2012	(1,316.28)
50510000	PBOP Expense	CF	9300004488	11/30/2012	759.43
50510000	PBOP Expense	CF	9300004488	11/30/2012	(759.43)
50510000	PBOP Expense	CF	9300004489	11/30/2012	26.06
50510000	PBOP Expense	CF	9300004489	11/30/2012	(26.06)
50510000	PBOP Expense	CF	9300004490	11/30/2012	3,109.96
50510000	PBOP Expense	CF	9300004490	11/30/2012	(3,109.96)
50510000	PBOP Expense	CF	9300004491	11/30/2012	1,847.67
50510000	PBOP Expense	CF	9300004491	11/30/2012	(1,847.67)
50510000	PBOP Expense	CF	9300004492	11/30/2012	513.59
50510000	PBOP Expense	CF	9300004492	11/30/2012	(513.59)
50510000	PBOP Expense	CF	9300004493	11/30/2012	472.93
50510000	PBOP Expense	CF	9300004493	11/30/2012	(472.93)
50510000	PBOP Expense	CF	9300004494	11/30/2012	319.24
50510000	PBOP Expense	CF	9300004494	11/30/2012	(319.24)
50510000	PBOP Expense	CF	9300004495	11/30/2012	1,062.16
50510000	PBOP Expense	CF	9300004495	11/30/2012	(1,062.16)
50510000	PBOP Expense	CF	9300004496	11/30/2012	458.44
50510000	PBOP Expense	CF	9300004496	11/30/2012	(458.44)
50510000	PBOP Expense	CF	9300004497	11/30/2012	2,458.86
50510000	PBOP Expense	CF	9300004497	11/30/2012	(2,458.86)
50510000	PBOP Expense	CF	9300004498	11/30/2012	388.45
50510000	PBOP Expense	CF	9300004498	11/30/2012	(388.45)
50510000	PBOP Expense	CF	9300004499	11/30/2012	1,028.74
50510000	PBOP Expense	CF	9300004499	11/30/2012	(1,028.74)

## Kentucky American Water Company

Case No. 2012-00520

Response to PSC DR1, Item 31

Account	Description	Doc Type	Document Number	Posting Date	Amount
50510000	PBOP Expense	CF	9300004500	11/30/2012	2,535.16
50510000	PBOP Expense	CF	9300004500	11/30/2012	(2,535.16)
50510000	PBOP Expense	CF	9300004501	11/30/2012	133.39
50510000	PBOP Expense	CF	9300004501	11/30/2012	(133.39)
50510000	PBOP Expense	CF	9300004502	11/30/2012	39.65
50510000	PBOP Expense	CF	9300004502	11/30/2012	(39.65)
50510000	PBOP Expense	CF	9300004503	11/30/2012	75.47
50510000	PBOP Expense	CF	9300004503	11/30/2012	(75.47)
50510000	PBOP Expense	CF	9300004504	11/30/2012	134.09
50510000	PBOP Expense	CF	9300004504	11/30/2012	(134.09)
50510000	PBOP Expense	CF	9300004505	11/30/2012	25.17
50510000	PBOP Expense	CF	9300004505	11/30/2012	(25.17)
50510000	PBOP Expense	CF	9300004506	11/30/2012	426.57
50510000	PBOP Expense	CF	9300004506	11/30/2012	(426.57)
50510000	PBOP Expense	CF	9300004507	11/30/2012	44.46
50510000	PBOP Expense	CF	9300004507	11/30/2012	(44.46)
50510000	PBOP Expense	CF	9300004508	11/30/2012	124.66
50510000	PBOP Expense	CF	9300004508	11/30/2012	(124.66)
50510000	PBOP Expense	CF	9300004509	11/30/2012	124.66
50510000	PBOP Expense	CF	9300004509	11/30/2012	(124.66)
50510000	PBOP Expense	CF	9300004510	11/30/2012	850.90
50510000	PBOP Expense	CF	9300004510	11/30/2012	(850.90)
50510000	PBOP Expense	CF	9300004511	11/30/2012	183.66
50510000	PBOP Expense	CF	9300004511	11/30/2012	(183.66)
50510000	PBOP Expense	CF	9300004512	11/30/2012	2,161.54
50510000	PBOP Expense	CF	9300004512	11/30/2012	(2,161.54)
50510000	PBOP Expense	CF	9300004513	11/30/2012	123.04
50510000	PBOP Expense	CF	9300004513	11/30/2012	(123.04)
50510000	PBOP Expense	CF	9300004514	11/30/2012	312.55
50510000	PBOP Expense	CF	9300004514	11/30/2012	(312.55)
50510000	PBOP Expense	CF	9300004515	11/30/2012	227.78
50510000	PBOP Expense	CF	9300004515	11/30/2012	(227.78)
50510000	PBOP Expense	CF	9300004516	11/30/2012	510.68
50510000	PBOP Expense	CF	9300004516	11/30/2012	(510.68)
50510000	PBOP Expense	CF	9300004517	11/30/2012	198.64
50510000	PBOP Expense	CF	9300004517	11/30/2012	(198.64)
50510000	PBOP Expense	CF	9300004518	11/30/2012	813.15
50510000	PBOP Expense	CF	9300004518	11/30/2012	(813.15)
50510000	PBOP Expense	CF	9300004519	11/30/2012	7.63
50510000	PBOP Expense	CF	9300004519	11/30/2012	(7.63)
50510000	PBOP Expense	CF	9300004520	11/30/2012	491.93
50510000	PBOP Expense	CF	9300004520	11/30/2012	(491.93)
50510000	PBOP Expense	CF	9300004521	11/30/2012	75.15
50510000	PBOP Expense	CF	9300004521	11/30/2012	(75.15)
50510000	PBOP Expense	CF	9300004522	11/30/2012	482.53
50510000	PBOP Expense	CF	9300004522	11/30/2012	(482.53)
50510000	PBOP Expense	CF	9300004523	11/30/2012	12.14
50510000	PBOP Expense	CF	9300004523	11/30/2012	(12.14)
50510000	PBOP Expense	CF	9300004524	11/30/2012	124.66
50510000	PBOP Expense	CF	9300004524	11/30/2012	(124.66)
50510000	PBOP Expense	CF	9300004525	11/30/2012	72.77
50510000	PBOP Expense	CF	9300004525	11/30/2012	(72.77)
50510000	PBOP Expense	CF	9300004526	11/30/2012	255.80

## Kentucky American Water Company

Case No. 2012-00520

Response to PSC DR1, Item 31

Account	Description	Doc Type	Document Number	Posting Date	Amount
50510000	PBOP Expense	CF	9300004526	11/30/2012	(255.80)
50510000	PBOP Expense	CF	9300004527	11/30/2012	75.15
50510000	PBOP Expense	CF	9300004527	11/30/2012	(75.15)
50510000	PBOP Expense	CF	9300004528	11/30/2012	33.46
50510000	PBOP Expense	CF	9300004528	11/30/2012	(33.46)
50510000	PBOP Expense	CF	9300004529	11/30/2012	42.46
50510000	PBOP Expense	CF	9300004529	11/30/2012	(42.46)
50510000	PBOP Expense	CF	9300004530	11/30/2012	17.23
50510000	PBOP Expense	CF	9300004530	11/30/2012	(17.23)
50510000	PBOP Expense	CF	9300004531	11/30/2012	45.39
50510000	PBOP Expense	CF	9300004531	11/30/2012	(45.39)
50510000	PBOP Expense	CF	9300004539	11/30/2012	(1,668.19)
50510000	PBOP Expense	CF	9300004539	11/30/2012	1,668.19
50510000	PBOP Expense	CF	9300004541	11/30/2012	(25.25)
50510000	PBOP Expense	CF	9300004541	11/30/2012	25.25
50510000	PBOP Expense	CF	9300004543	11/30/2012	(63.70)
50510000	PBOP Expense	CF	9300004543	11/30/2012	63.70
50510000	PBOP Expense	CF	9300004546	11/30/2012	(3,109.96)
50510000	PBOP Expense	CF	9300004546	11/30/2012	3,109.96
50510000	PBOP Expense	CF	9300004551	11/30/2012	(483.11)
50510000	PBOP Expense	CF	9300004551	11/30/2012	483.11
50510000	PBOP Expense	CF	9300004553	11/30/2012	(1,316.28)
50510000	PBOP Expense	CF	9300004553	11/30/2012	1,316.28
50510000	PBOP Expense	CF	9300004558	11/30/2012	(1,951.09)
50510000	PBOP Expense	CF	9300004558	11/30/2012	1,951.09
50510000	PBOP Expense	CF	9300004561	11/30/2012	(419.29)
50510000	PBOP Expense	CF	9300004561	11/30/2012	419.29
50510000	PBOP Expense	CF	9300004566	11/30/2012	(82.18)
50510000	PBOP Expense	CF	9300004566	11/30/2012	82.18
50510000	PBOP Expense	CF	9300004568	11/30/2012	(388.45)
50510000	PBOP Expense	CF	9300004568	11/30/2012	388.45
50510000	PBOP Expense	CF	9300004571	11/30/2012	(26.06)
50510000	PBOP Expense	CF	9300004571	11/30/2012	26.06
50510000	PBOP Expense	CF	9300004574	11/30/2012	(1,847.67)
50510000	PBOP Expense	CF	9300004574	11/30/2012	1,847.67
50510000	PBOP Expense	CF	9300004578	11/30/2012	(4,679.03)
50510000	PBOP Expense	CF	9300004578	11/30/2012	4,679.03
50510000	PBOP Expense	CF	9300004581	11/30/2012	(319.24)
50510000	PBOP Expense	CF	9300004581	11/30/2012	319.24
50510000	PBOP Expense	CF	9300004583	11/30/2012	(77.11)
50510000	PBOP Expense	CF	9300004583	11/30/2012	77.11
50510000	PBOP Expense	CF	9300004588	11/30/2012	(2,330.19)
50510000	PBOP Expense	CF	9300004588	11/30/2012	2,330.19
50510000	PBOP Expense	CF	9300004592	11/30/2012	(759.43)
50510000	PBOP Expense	CF	9300004592	11/30/2012	759.43
50510000	PBOP Expense	CF	9300004596	11/30/2012	(2,873.37)
50510000	PBOP Expense	CF	9300004596	11/30/2012	2,873.37
50510000	PBOP Expense	CF	9300004598	11/30/2012	(276.98)
50510000	PBOP Expense	CF	9300004598	11/30/2012	276.98
50510000	PBOP Expense	CF	9300004600	11/30/2012	(1,062.16)
50510000	PBOP Expense	CF	9300004600	11/30/2012	1,062.16
50510000	PBOP Expense	CF	9300004602	11/30/2012	(2,458.86)
50510000	PBOP Expense	CF	9300004602	11/30/2012	2,458.86

## Kentucky American Water Company

Case No. 2012-00520

Response to PSC DR1, Item 31

Account	Description	Doc Type	Document Number	Posting Date	Amount
50510000	PBOP Expense	CF	9300004606	11/30/2012	(11,406.79)
50510000	PBOP Expense	CF	9300004606	11/30/2012	11,406.79
50510000	PBOP Expense	CF	9300004609	11/30/2012	(1,798.92)
50510000	PBOP Expense	CF	9300004609	11/30/2012	1,798.92
50510000	PBOP Expense	CF	9300004611	11/30/2012	(472.93)
50510000	PBOP Expense	CF	9300004611	11/30/2012	472.93
50510000	PBOP Expense	CF	9300004613	11/30/2012	(458.44)
50510000	PBOP Expense	CF	9300004613	11/30/2012	458.44
50510000	PBOP Expense	CF	9300004617	11/30/2012	(126.18)
50510000	PBOP Expense	CF	9300004617	11/30/2012	126.18
50510000	PBOP Expense	CF	9300004619	11/30/2012	(201.75)
50510000	PBOP Expense	CF	9300004619	11/30/2012	201.75
50510000	PBOP Expense	CF	9300004621	11/30/2012	(169.87)
50510000	PBOP Expense	CF	9300004621	11/30/2012	169.87
50510000	PBOP Expense	CF	9300004623	11/30/2012	(8,478.82)
50510000	PBOP Expense	CF	9300004623	11/30/2012	8,478.82
50510000	PBOP Expense	CF	9300004625	11/30/2012	(460.14)
50510000	PBOP Expense	CF	9300004625	11/30/2012	460.14
50510000	PBOP Expense	CF	9300004628	11/30/2012	(513.59)
50510000	PBOP Expense	CF	9300004628	11/30/2012	513.59
50510000	PBOP Expense	CF	9300004630	11/30/2012	(1,028.74)
50510000	PBOP Expense	CF	9300004630	11/30/2012	1,028.74
50510000	PBOP Expense	CF	9300004680	11/30/2012	73.51
50510000	PBOP Expense	CF	9300004680	11/30/2012	(73.51)
50510000	PBOP Expense	CF	9300004681	11/30/2012	18.34
50510000	PBOP Expense	CF	9300004681	11/30/2012	(18.34)
50510000	PBOP Expense	CF	9300004682	11/30/2012	5.96
50510000	PBOP Expense	CF	9300004682	11/30/2012	(5.96)
50510000	PBOP Expense	CF	9300004683	11/30/2012	11.93
50510000	PBOP Expense	CF	9300004683	11/30/2012	(11.93)
50510000	PBOP Expense	CF	9300004684	11/30/2012	14.92
50510000	PBOP Expense	CF	9300004684	11/30/2012	(14.92)
50510000	PBOP Expense	CF	9300004694	11/30/2012	(73.51)
50510000	PBOP Expense	CF	9300004694	11/30/2012	73.51
50510000	PBOP Expense	CF	9300004695	11/30/2012	(18.34)
50510000	PBOP Expense	CF	9300004695	11/30/2012	18.34
50510000	PBOP Expense	CF	9300004696	11/30/2012	(5.96)
50510000	PBOP Expense	CF	9300004696	11/30/2012	5.96
50510000	PBOP Expense	CF	9300004697	11/30/2012	(11.93)
50510000	PBOP Expense	CF	9300004697	11/30/2012	11.93
50510000	PBOP Expense	CF	9300004698	11/30/2012	(14.92)
50510000	PBOP Expense	CF	9300004698	11/30/2012	14.92
50510000	PBOP Expense	CF	9300004699	11/30/2012	1,215.23
50510000	PBOP Expense	CF	9300004699	11/30/2012	(1,215.23)
50510000	PBOP Expense	CF	9300004700	11/30/2012	116.01
50510000	PBOP Expense	CF	9300004700	11/30/2012	(116.01)
50510000	PBOP Expense	CF	9300004701	11/30/2012	9,333.20
50510000	PBOP Expense	CF	9300004701	11/30/2012	(9,333.20)
50510000	PBOP Expense	CF	9300004702	11/30/2012	16.83
50510000	PBOP Expense	CF	9300004702	11/30/2012	(16.83)
50510000	PBOP Expense	CF	9300004703	11/30/2012	39.71
50510000	PBOP Expense	CF	9300004703	11/30/2012	(39.71)
50510000	PBOP Expense	CF	9300004704	11/30/2012	1,216.46

## Kentucky American Water Company

Case No. 2012-00520

Response to PSC DR1, Item 31

Account	Description	Doc Type	Document Number	Posting Date	Amount
50510000	PBOP Expense	CF	9300004704	11/30/2012	(1,216.46)
50510000	PBOP Expense	CF	9300004705	11/30/2012	1,355.62
50510000	PBOP Expense	CF	9300004705	11/30/2012	(1,355.62)
50510000	PBOP Expense	CF	9300004706	11/30/2012	466.86
50510000	PBOP Expense	CF	9300004706	11/30/2012	(466.86)
50510000	PBOP Expense	CF	9300004707	11/30/2012	8,792.66
50510000	PBOP Expense	CF	9300004707	11/30/2012	(8,792.66)
50510000	PBOP Expense	CF	9300004708	11/30/2012	50.30
50510000	PBOP Expense	CF	9300004708	11/30/2012	(50.30)
50510000	PBOP Expense	CF	9300004709	11/30/2012	217.62
50510000	PBOP Expense	CF	9300004709	11/30/2012	(217.62)
50510000	PBOP Expense	CF	9300004710	11/30/2012	32.88
50510000	PBOP Expense	CF	9300004710	11/30/2012	(32.88)
50510000	PBOP Expense	CF	9300004711	11/30/2012	212.71
50510000	PBOP Expense	CF	9300004711	11/30/2012	(212.71)
50510000	PBOP Expense	CF	9300004712	11/30/2012	1,804.67
50510000	PBOP Expense	CF	9300004712	11/30/2012	(1,804.67)
50510000	PBOP Expense	CF	9300004713	11/30/2012	10.91
50510000	PBOP Expense	CF	9300004713	11/30/2012	(10.91)
50510000	PBOP Expense	CF	9300004714	11/30/2012	1,178.69
50510000	PBOP Expense	CF	9300004714	11/30/2012	(1,178.69)
50510000	PBOP Expense	CF	9300004715	11/30/2012	842.68
50510000	PBOP Expense	CF	9300004715	11/30/2012	(842.68)
50510000	PBOP Expense	CF	9300004716	11/30/2012	331.97
50510000	PBOP Expense	CF	9300004716	11/30/2012	(331.97)
50510000	PBOP Expense	CF	9300004717	11/30/2012	112.08
50510000	PBOP Expense	CF	9300004717	11/30/2012	(112.08)
50510000	PBOP Expense	CF	9300004718	11/30/2012	907.34
50510000	PBOP Expense	CF	9300004718	11/30/2012	(907.34)
50510000	PBOP Expense	CF	9300004719	11/30/2012	548.52
50510000	PBOP Expense	CF	9300004719	11/30/2012	(548.52)
50510000	PBOP Expense	CF	9300004720	11/30/2012	56.92
50510000	PBOP Expense	CF	9300004720	11/30/2012	(56.92)
50510000	PBOP Expense	CF	9300004721	11/30/2012	2,081.23
50510000	PBOP Expense	CF	9300004721	11/30/2012	(2,081.23)
50510000	PBOP Expense	CF	9300004722	11/30/2012	931.49
50510000	PBOP Expense	CF	9300004722	11/30/2012	(931.49)
50510000	PBOP Expense	CF	9300004723	11/30/2012	212.95
50510000	PBOP Expense	CF	9300004723	11/30/2012	(212.95)
50510000	PBOP Expense	CF	9300004724	11/30/2012	218.48
50510000	PBOP Expense	CF	9300004724	11/30/2012	(218.48)
50510000	PBOP Expense	CF	9300004725	11/30/2012	140.20
50510000	PBOP Expense	CF	9300004725	11/30/2012	(140.20)
50510000	PBOP Expense	CF	9300004726	11/30/2012	705.56
50510000	PBOP Expense	CF	9300004726	11/30/2012	(705.56)
50510000	PBOP Expense	CF	9300004727	11/30/2012	24.50
50510000	PBOP Expense	CF	9300004727	11/30/2012	(24.50)
50510000	PBOP Expense	CF	9300004728	11/30/2012	150.08
50510000	PBOP Expense	CF	9300004728	11/30/2012	(150.08)
50510000	PBOP Expense	CF	9300004729	11/30/2012	766.84
50510000	PBOP Expense	CF	9300004729	11/30/2012	(766.84)
50510000	PBOP Expense	CF	9300004730	11/30/2012	182.61
50510000	PBOP Expense	CF	9300004730	11/30/2012	(182.61)

## Kentucky American Water Company

Case No. 2012-00520

Response to PSC DR1, Item 31

Account	Description	Doc Type	Document Number	Posting Date	Amount
50510000	PBOP Expense	CF	9300004731	11/30/2012	265.70
50510000	PBOP Expense	CF	9300004731	11/30/2012	(265.70)
50510000	PBOP Expense	CF	9300004732	11/30/2012	2,143.67
50510000	PBOP Expense	CF	9300004732	11/30/2012	(2,143.67)
50510000	PBOP Expense	CF	9300004733	11/30/2012	16.94
50510000	PBOP Expense	CF	9300004733	11/30/2012	(16.94)
50510000	PBOP Expense	CF	9300004734	11/30/2012	25.41
50510000	PBOP Expense	CF	9300004734	11/30/2012	(25.41)
50510000	PBOP Expense	CF	9300004735	11/30/2012	72.49
50510000	PBOP Expense	CF	9300004735	11/30/2012	(72.49)
50510000	PBOP Expense	CF	9300004736	11/30/2012	83.92
50510000	PBOP Expense	CF	9300004736	11/30/2012	(83.92)
50510000	PBOP Expense	CF	9300004737	11/30/2012	33.56
50510000	PBOP Expense	CF	9300004737	11/30/2012	(33.56)
50510000	PBOP Expense	CF	9300004738	11/30/2012	199.07
50510000	PBOP Expense	CF	9300004738	11/30/2012	(199.07)
50510000	PBOP Expense	CF	9300004739	11/30/2012	42.35
50510000	PBOP Expense	CF	9300004739	11/30/2012	(42.35)
50510000	PBOP Expense	CF	9300004740	11/30/2012	41.56
50510000	PBOP Expense	CF	9300004740	11/30/2012	(41.56)
50510000	PBOP Expense	CF	9300004741	11/30/2012	41.55
50510000	PBOP Expense	CF	9300004741	11/30/2012	(41.55)
50510000	PBOP Expense	CF	9300004742	11/30/2012	148.62
50510000	PBOP Expense	CF	9300004742	11/30/2012	(148.62)
50510000	PBOP Expense	CF	9300004743	11/30/2012	118.71
50510000	PBOP Expense	CF	9300004743	11/30/2012	(118.71)
50510000	PBOP Expense	CF	9300004744	11/30/2012	57.27
50510000	PBOP Expense	CF	9300004744	11/30/2012	(57.27)
50510000	PBOP Expense	CF	9300004745	11/30/2012	268.72
50510000	PBOP Expense	CF	9300004745	11/30/2012	(268.72)
50510000	PBOP Expense	CF	9300004746	11/30/2012	24.69
50510000	PBOP Expense	CF	9300004746	11/30/2012	(24.69)
50510000	PBOP Expense	CF	9300004747	11/30/2012	238.78
50510000	PBOP Expense	CF	9300004747	11/30/2012	(238.78)
50510000	PBOP Expense	CF	9300004748	11/30/2012	113.01
50510000	PBOP Expense	CF	9300004748	11/30/2012	(113.01)
50510000	PBOP Expense	CF	9300004749	11/30/2012	425.67
50510000	PBOP Expense	CF	9300004749	11/30/2012	(425.67)
50510000	PBOP Expense	CF	9300004750	11/30/2012	107.71
50510000	PBOP Expense	CF	9300004750	11/30/2012	(107.71)
50510000	PBOP Expense	CF	9300004751	11/30/2012	161.41
50510000	PBOP Expense	CF	9300004751	11/30/2012	(161.41)
50510000	PBOP Expense	CF	9300004752	11/30/2012	3.14
50510000	PBOP Expense	CF	9300004752	11/30/2012	(3.14)
50510000	PBOP Expense	CF	9300004753	11/30/2012	277.11
50510000	PBOP Expense	CF	9300004753	11/30/2012	(277.11)
50510000	PBOP Expense	CF	9300004754	11/30/2012	97.12
50510000	PBOP Expense	CF	9300004754	11/30/2012	(97.12)
50510000	PBOP Expense	CF	9300004755	11/30/2012	8.09
50510000	PBOP Expense	CF	9300004755	11/30/2012	(8.09)
50510000	PBOP Expense	CF	9300004756	11/30/2012	4.69
50510000	PBOP Expense	CF	9300004756	11/30/2012	(4.69)
50510000	PBOP Expense	CF	9300004757	11/30/2012	124.67

## Kentucky American Water Company

Case No. 2012-00520

Response to PSC DR1, Item 31

Account	Description	Doc Type	Document Number	Posting Date	Amount
50510000	PBOP Expense	CF	9300004757	11/30/2012	(124.67)
50510000	PBOP Expense	CF	9300004758	11/30/2012	45.29
50510000	PBOP Expense	CF	9300004758	11/30/2012	(45.29)
50510000	PBOP Expense	CF	9300004759	11/30/2012	4.69
50510000	PBOP Expense	CF	9300004759	11/30/2012	(4.69)
50510000	PBOP Expense	CF	9300004760	11/30/2012	4.69
50510000	PBOP Expense	CF	9300004760	11/30/2012	(4.69)
50510000	PBOP Expense	CF	9300004761	11/30/2012	22.98
50510000	PBOP Expense	CF	9300004761	11/30/2012	(22.98)
50510000	PBOP Expense	CF	9300004762	11/30/2012	14.15
50510000	PBOP Expense	CF	9300004762	11/30/2012	(14.15)
50510000	PBOP Expense	CF	9300004763	11/30/2012	27.67
50510000	PBOP Expense	CF	9300004763	11/30/2012	(27.67)
50510000	PBOP Expense	CF	9300004764	11/30/2012	62.63
50510000	PBOP Expense	CF	9300004764	11/30/2012	(62.63)
50510000	PBOP Expense	CF	9300004765	11/30/2012	22.31
50510000	PBOP Expense	CF	9300004765	11/30/2012	(22.31)
50510000	PBOP Expense	CF	9300004790	11/30/2012	(1,215.23)
50510000	PBOP Expense	CF	9300004790	11/30/2012	1,215.23
50510000	PBOP Expense	CF	9300004792	11/30/2012	(16.83)
50510000	PBOP Expense	CF	9300004792	11/30/2012	16.83
50510000	PBOP Expense	CF	9300004794	11/30/2012	(39.71)
50510000	PBOP Expense	CF	9300004794	11/30/2012	39.71
50510000	PBOP Expense	CF	9300004799	11/30/2012	(2,081.23)
50510000	PBOP Expense	CF	9300004799	11/30/2012	2,081.23
50510000	PBOP Expense	CF	9300004806	11/30/2012	(331.97)
50510000	PBOP Expense	CF	9300004806	11/30/2012	331.97
50510000	PBOP Expense	CF	9300004808	11/30/2012	(907.34)
50510000	PBOP Expense	CF	9300004808	11/30/2012	907.34
50510000	PBOP Expense	CF	9300004811	11/30/2012	(1,216.46)
50510000	PBOP Expense	CF	9300004811	11/30/2012	1,216.46
50510000	PBOP Expense	CF	9300004814	11/30/2012	(466.86)
50510000	PBOP Expense	CF	9300004814	11/30/2012	466.86
50510000	PBOP Expense	CF	9300004818	11/30/2012	(32.88)
50510000	PBOP Expense	CF	9300004818	11/30/2012	32.88
50510000	PBOP Expense	CF	9300004820	11/30/2012	(182.61)
50510000	PBOP Expense	CF	9300004820	11/30/2012	182.61
50510000	PBOP Expense	CF	9300004822	11/30/2012	(56.92)
50510000	PBOP Expense	CF	9300004822	11/30/2012	56.92
50510000	PBOP Expense	CF	9300004824	11/30/2012	(931.49)
50510000	PBOP Expense	CF	9300004824	11/30/2012	931.49
50510000	PBOP Expense	CF	9300004828	11/30/2012	(1,804.67)
50510000	PBOP Expense	CF	9300004828	11/30/2012	1,804.67
50510000	PBOP Expense	CF	9300004831	11/30/2012	(140.20)
50510000	PBOP Expense	CF	9300004831	11/30/2012	140.20
50510000	PBOP Expense	CF	9300004833	11/30/2012	(24.50)
50510000	PBOP Expense	CF	9300004833	11/30/2012	24.50
50510000	PBOP Expense	CF	9300004835	11/30/2012	(10.91)
50510000	PBOP Expense	CF	9300004835	11/30/2012	10.91
50510000	PBOP Expense	CF	9300004840	11/30/2012	(1,178.69)
50510000	PBOP Expense	CF	9300004840	11/30/2012	1,178.69
50510000	PBOP Expense	CF	9300004844	11/30/2012	(548.52)
50510000	PBOP Expense	CF	9300004844	11/30/2012	548.52



## Kentucky American Water Company

Case No. 2012-00520

Response to PSC DR1, Item 31

Account	Description	Doc Type	Document Number	Posting Date	Amount
50510000	PBOP Expense	CF	9300004847	11/30/2012	(1,355.62)
50510000	PBOP Expense	CF	9300004847	11/30/2012	1,355.62
50510000	PBOP Expense	CF	9300004849	11/30/2012	(212.71)
50510000	PBOP Expense	CF	9300004849	11/30/2012	212.71
50510000	PBOP Expense	CF	9300004851	11/30/2012	(705.56)
50510000	PBOP Expense	CF	9300004851	11/30/2012	705.56
50510000	PBOP Expense	CF	9300004853	11/30/2012	(766.84)
50510000	PBOP Expense	CF	9300004853	11/30/2012	766.84
50510000	PBOP Expense	CF	9300004857	11/30/2012	(9,333.20)
50510000	PBOP Expense	CF	9300004857	11/30/2012	9,333.20
50510000	PBOP Expense	CF	9300004860	11/30/2012	(842.68)
50510000	PBOP Expense	CF	9300004860	11/30/2012	842.68
50510000	PBOP Expense	CF	9300004862	11/30/2012	(218.48)
50510000	PBOP Expense	CF	9300004862	11/30/2012	218.48
50510000	PBOP Expense	CF	9300004864	11/30/2012	(150.08)
50510000	PBOP Expense	CF	9300004864	11/30/2012	150.08
50510000	PBOP Expense	CF	9300004868	11/30/2012	(50.30)
50510000	PBOP Expense	CF	9300004868	11/30/2012	50.30
50510000	PBOP Expense	CF	9300004870	11/30/2012	(112.08)
50510000	PBOP Expense	CF	9300004870	11/30/2012	112.08
50510000	PBOP Expense	CF	9300004872	11/30/2012	(116.01)
50510000	PBOP Expense	CF	9300004872	11/30/2012	116.01
50510000	PBOP Expense	CF	9300004874	11/30/2012	(8,792.66)
50510000	PBOP Expense	CF	9300004874	11/30/2012	8,792.66
50510000	PBOP Expense	CF	9300004876	11/30/2012	(217.62)
50510000	PBOP Expense	CF	9300004876	11/30/2012	217.62
50510000	PBOP Expense	CF	9300004878	11/30/2012	(212.95)
50510000	PBOP Expense	CF	9300004878	11/30/2012	212.95
50510000	PBOP Expense	CF	9300004880	11/30/2012	(265.70)
50510000	PBOP Expense	CF	9300004880	11/30/2012	265.70
50510100	PBOP Cap Credits	UT	9300004787	11/30/2012	(16.94)
50510100	PBOP Cap Credits	UT	9300004535	11/30/2012	(2,324.90)
50510100	PBOP Cap Credits	UT	9300004786	11/30/2012	(2,143.67)
50510100	PBOP Cap Credits	UT	9300004533	11/30/2012	(146.94)
50510100	PBOP Cap Credits	UT	9300004780	11/30/2012	(25.41)
50510100	PBOP Cap Credits	UZ	2000000524	11/30/2012	(199.07)
50510100	PBOP Cap Credits	UZ	2000000524	11/30/2012	(33.56)
50510100	PBOP Cap Credits	UZ	2000000524	11/30/2012	(83.92)
50510100	PBOP Cap Credits	UZ	2000000524	11/30/2012	(72.49)
50510100	PBOP Cap Credits	UZ	2000000524	11/30/2012	(22.31)
50510100	PBOP Cap Credits	UZ	2000000524	11/30/2012	(42.35)
50510100	PBOP Cap Credits	CS	9300004534	11/30/2012	(356.86)
50510100	PBOP Cap Credits	CS	9300004785	11/30/2012	(124.66)
50510100	PBOP Cap Credits	UZ	2000000524	11/30/2012	(41.55)
50510100	PBOP Cap Credits	UZ	2000000524	11/30/2012	(41.56)
50510100	PBOP Cap Credits	UZ	2000000524	11/30/2012	(57.27)
50510100	PBOP Cap Credits	UZ	2000000524	11/30/2012	(118.71)
50510100	PBOP Cap Credits	UZ	2000000524	11/30/2012	(148.62)
50510100	PBOP Cap Credits	UZ	2000000524	11/30/2012	(268.72)
50510100	PBOP Cap Credits	UZ	2000000524	11/30/2012	(24.69)
50510100	PBOP Cap Credits	UZ	2000000524	11/30/2012	(238.78)
50510100	PBOP Cap Credits	UZ	2000000524	11/30/2012	(113.01)
50510100	PBOP Cap Credits	UZ	2000000524	11/30/2012	(425.67)

## Kentucky American Water Company

Case No. 2012-00520

Response to PSC DR1, Item 31

Account	Description	Doc Type	Document Number	Posting Date	Amount
50510100	PBOP Cap Credits	UZ	2000000524	11/30/2012	(107.71)
50510100	PBOP Cap Credits	UZ	2000000524	11/30/2012	(277.11)
50510100	PBOP Cap Credits	UZ	2000000524	11/30/2012	(3.14)
50510100	PBOP Cap Credits	UZ	2000000524	11/30/2012	(161.41)
50510100	PBOP Cap Credits	UZ	2000000524	11/30/2012	(97.12)
50510100	PBOP Cap Credits	UZ	2000000524	11/30/2012	(8.09)
50510100	PBOP Cap Credits	UZ	2000000524	11/30/2012	(62.63)
50510100	PBOP Cap Credits	UZ	2000000524	11/30/2012	(4.69)
50510100	PBOP Cap Credits	UZ	2000000524	11/30/2012	(4.69)
50510100	PBOP Cap Credits	UZ	2000000524	11/30/2012	(4.69)
50510100	PBOP Cap Credits	UZ	2000000524	11/30/2012	(22.98)
50510100	PBOP Cap Credits	UZ	2000000524	11/30/2012	(14.15)
50510100	PBOP Cap Credits	UZ	2000000524	11/30/2012	(27.67)
50510100	PBOP Cap Credits	UZ	2000000524	11/30/2012	(124.67)
50510100	PBOP Cap Credits	UZ	2000000524	11/30/2012	(45.29)
50550000	Group Insur Expense	PA	7000000157	11/30/2012	44.92
50550000	Group Insur Expense	PA	7000000157	11/30/2012	6,285.35
50550000	Group Insur Expense	PA	7000000157	11/30/2012	4,356.79
50550000	Group Insur Expense	PA	7000000157	11/30/2012	2.28
50550000	Group Insur Expense	PA	7000000157	11/30/2012	140.45
50550000	Group Insur Expense	PA	7000000157	11/30/2012	265.59
50550000	Group Insur Expense	PA	7000000157	11/30/2012	443.90
50550000	Group Insur Expense	PA	7000000157	11/30/2012	147.90
50550000	Group Insur Expense	PA	7000000157	11/30/2012	374.53
50550000	Group Insur Expense	PA	7000000157	11/30/2012	279.81
50550000	Group Insur Expense	PA	7000000157	11/30/2012	346.30
50550000	Group Insur Expense	PA	7000000157	11/30/2012	675.74
50550000	Group Insur Expense	PA	7000000157	11/30/2012	2.76
50550000	Group Insur Expense	PA	7000000157	11/30/2012	1,009.66
50550000	Group Insur Expense	PA	7000000157	11/30/2012	2,137.34
50550000	Group Insur Expense	PA	7000000157	11/30/2012	862.57
50550000	Group Insur Expense	PA	7000000157	11/30/2012	27.44
50550000	Group Insur Expense	PA	7000000157	11/30/2012	484.22
50550000	Group Insur Expense	PA	7000000157	11/30/2012	107.86
50550000	Group Insur Expense	PA	7000000157	11/30/2012	222.15
50550000	Group Insur Expense	PA	7000000157	11/30/2012	560.06
50550000	Group Insur Expense	PA	7000000157	11/30/2012	364.86
50550000	Group Insur Expense	PA	7000000157	11/30/2012	2.78
50550000	Group Insur Expense	PA	7000000157	11/30/2012	2,189.53
50550000	Group Insur Expense	PA	7000000157	11/30/2012	250.47
50550000	Group Insur Expense	PA	7000000157	11/30/2012	1,480.41
50550000	Group Insur Expense	PA	7000000157	11/30/2012	288.39
50550000	Group Insur Expense	PA	7000000157	11/30/2012	347.67
50550000	Group Insur Expense	PA	7000000157	11/30/2012	439.19
50550000	Group Insur Expense	PA	7000000157	11/30/2012	83.60
50550000	Group Insur Expense	PA	7000000157	11/30/2012	2.78
50550000	Group Insur Expense	PA	7000000157	11/30/2012	1,252.26
50550000	Group Insur Expense	PA	7000000157	11/30/2012	26.64
50550000	Group Insur Expense	PA	7000000157	11/30/2012	15.98
50550000	Group Insur Expense	PA	7000000157	11/30/2012	10.64
50550000	Group Insur Expense	PA	7000000157	11/30/2012	475.29
50550000	Group Insur Expense	PA	7000000157	11/30/2012	654.29
50550000	Group Insur Expense	PA	7000000157	11/30/2012	83.27

Kentucky American Water Company  
Case No. 2012-00520  
Response to PSC DR1, Item 31

Account	Description	Doc Type	Document Number	Posting Date	Amount
50550000	Group Insur Expense	PA	7000000157	11/30/2012	87.40
50550000	Group Insur Expense	PA	7000000157	11/30/2012	29.63
50550000	Group Insur Expense	PA	7000000157	11/30/2012	251.92
50550000	Group Insur Expense	PA	7000000157	11/30/2012	185.60
50550000	Group Insur Expense	PA	7000000157	11/30/2012	35.05
50550000	Group Insur Expense	PA	7000000157	11/30/2012	59.04
50550000	Group Insur Expense	PA	7000000157	11/30/2012	191.88
50550000	Group Insur Expense	PA	7000000157	11/30/2012	36.83
50550000	Group Insur Expense	PA	7000000157	11/30/2012	44.31
50550000	Group Insur Expense	PA	7000000157	11/30/2012	41.53
50550000	Group Insur Expense	PA	7000000157	11/30/2012	222.51
50550000	Group Insur Expense	PA	7000000157	11/30/2012	30.65
50550000	Group Insur Expense	PA	7000000157	11/30/2012	17.77
50550000	Group Insur Expense	PA	7000000157	11/30/2012	12.80
50550000	Group Insur Expense	PA	7000000157	11/30/2012	99.70
50550000	Group Insur Expense	PA	7000000157	11/30/2012	210.61
50550000	Group Insur Expense	PA	7000000157	11/30/2012	1,368.58
50550000	Group Insur Expense	PA	7000000157	11/30/2012	382.90
50550000	Group Insur Expense	PA	7000000157	11/30/2012	310.29
50550000	Group Insur Expense	PA	7000000157	11/30/2012	353.43
50550000	Group Insur Expense	PA	7000000157	11/30/2012	123.60
50550000	Group Insur Expense	PA	7000000157	11/30/2012	164.76
50550000	Group Insur Expense	PA	7000000157	11/30/2012	1,076.50
50550000	Group Insur Expense	PA	7000000157	11/30/2012	14.84
50550000	Group Insur Expense	PA	7000000157	11/30/2012	178.30
50550000	Group Insur Expense	PA	7000000157	11/30/2012	416.29
50550000	Group Insur Expense	PA	7000000157	11/30/2012	1,146.09
50550000	Group Insur Expense	PA	7000000157	11/30/2012	446.71
50550000	Group Insur Expense	PA	7000000157	11/30/2012	33.72
50550000	Group Insur Expense	PA	7000000157	11/30/2012	1,158.24
50550000	Group Insur Expense	PA	7000000157	11/30/2012	12,217.18
50550000	Group Insur Expense	PA	7000000157	11/30/2012	3,257.14
50550000	Group Insur Expense	PA	7000000157	11/30/2012	11.02
50550000	Group Insur Expense	PA	7000000157	11/30/2012	2,621.38
50550000	Group Insur Expense	PA	7000000157	11/30/2012	1,255.97
50550000	Group Insur Expense	PA	7000000157	11/30/2012	1,338.95
50550000	Group Insur Expense	PA	7000000157	11/30/2012	440.55
50550000	Group Insur Expense	PA	7000000157	11/30/2012	1,081.82
50550000	Group Insur Expense	PA	7000000157	11/30/2012	148.75
50550000	Group Insur Expense	PA	7000000157	11/30/2012	59.38
50550000	Group Insur Expense	PA	7000000157	11/30/2012	42.46
50550000	Group Insur Expense	PA	7000000157	11/30/2012	22.38
50550000	Group Insur Expense	PA	7000000157	11/30/2012	22.37
50550000	Group Insur Expense	PA	7000000157	11/30/2012	67.12
50550000	Group Insur Expense	PA	7000000157	11/30/2012	520.29
50550000	Group Insur Expense	CF	9300004248	11/30/2012	10.02
50550000	Group Insur Expense	CF	9300004248	11/30/2012	(10.02)
50550000	Group Insur Expense	CF	9300004249	11/30/2012	15.45
50550000	Group Insur Expense	CF	9300004249	11/30/2012	(15.45)
50550000	Group Insur Expense	CF	9300004259	11/30/2012	(25.61)
50550000	Group Insur Expense	CF	9300004259	11/30/2012	25.61
50550000	Group Insur Expense	CF	9300004260	11/30/2012	(5.56)
50550000	Group Insur Expense	CF	9300004260	11/30/2012	5.56

## Kentucky American Water Company

Case No. 2012-00520

Response to PSC DR1, Item 31

Account	Description	Doc Type	Document Number	Posting Date	Amount
50550000	Group Insur Expense	CF	9300004261	11/30/2012	(33.36)
50550000	Group Insur Expense	CF	9300004261	11/30/2012	33.36
50550000	Group Insur Expense	CF	9300004262	11/30/2012	(87.72)
50550000	Group Insur Expense	CF	9300004262	11/30/2012	87.72
50550000	Group Insur Expense	CF	9300004263	11/30/2012	(141.96)
50550000	Group Insur Expense	CF	9300004263	11/30/2012	141.96
50550000	Group Insur Expense	CF	9300004264	11/30/2012	(84.44)
50550000	Group Insur Expense	CF	9300004264	11/30/2012	84.44
50550000	Group Insur Expense	CF	9300004265	11/30/2012	(104.38)
50550000	Group Insur Expense	CF	9300004265	11/30/2012	104.38
50550000	Group Insur Expense	CF	9300004266	11/30/2012	(47.90)
50550000	Group Insur Expense	CF	9300004266	11/30/2012	47.90
50550000	Group Insur Expense	CF	9300004267	11/30/2012	(36.25)
50550000	Group Insur Expense	CF	9300004267	11/30/2012	36.25
50550000	Group Insur Expense	CF	9300004348	11/30/2012	408.73
50550000	Group Insur Expense	CF	9300004348	11/30/2012	(408.73)
50550000	Group Insur Expense	CF	9300004350	11/30/2012	(3.90)
50550000	Group Insur Expense	CF	9300004350	11/30/2012	3.90
50550000	Group Insur Expense	CF	9300004352	11/30/2012	49.53
50550000	Group Insur Expense	CF	9300004352	11/30/2012	(49.53)
50550000	Group Insur Expense	CF	9300004354	11/30/2012	1,585.34
50550000	Group Insur Expense	CF	9300004354	11/30/2012	(1,585.34)
50550000	Group Insur Expense	CF	9300004357	11/30/2012	555.93
50550000	Group Insur Expense	CF	9300004357	11/30/2012	(555.93)
50550000	Group Insur Expense	CF	9300004364	11/30/2012	225.57
50550000	Group Insur Expense	CF	9300004364	11/30/2012	(225.57)
50550000	Group Insur Expense	CF	9300004366	11/30/2012	314.82
50550000	Group Insur Expense	CF	9300004366	11/30/2012	(314.82)
50550000	Group Insur Expense	CF	9300004369	11/30/2012	(403.01)
50550000	Group Insur Expense	CF	9300004369	11/30/2012	403.01
50550000	Group Insur Expense	CF	9300004371	11/30/2012	23.77
50550000	Group Insur Expense	CF	9300004371	11/30/2012	(23.77)
50550000	Group Insur Expense	CF	9300004373	11/30/2012	145.83
50550000	Group Insur Expense	CF	9300004373	11/30/2012	(145.83)
50550000	Group Insur Expense	CF	9300004375	11/30/2012	703.37
50550000	Group Insur Expense	CF	9300004375	11/30/2012	(703.37)
50550000	Group Insur Expense	CF	9300004378	11/30/2012	27.40
50550000	Group Insur Expense	CF	9300004378	11/30/2012	(27.40)
50550000	Group Insur Expense	CF	9300004380	11/30/2012	878.32
50550000	Group Insur Expense	CF	9300004380	11/30/2012	(878.32)
50550000	Group Insur Expense	CF	9300004384	11/30/2012	1,858.75
50550000	Group Insur Expense	CF	9300004384	11/30/2012	(1,858.75)
50550000	Group Insur Expense	CF	9300004388	11/30/2012	476.31
50550000	Group Insur Expense	CF	9300004388	11/30/2012	(476.31)
50550000	Group Insur Expense	CF	9300004390	11/30/2012	20.14
50550000	Group Insur Expense	CF	9300004390	11/30/2012	(20.14)
50550000	Group Insur Expense	CF	9300004394	11/30/2012	490.26
50550000	Group Insur Expense	CF	9300004394	11/30/2012	(490.26)
50550000	Group Insur Expense	CF	9300004397	11/30/2012	317.21
50550000	Group Insur Expense	CF	9300004397	11/30/2012	(317.21)
50550000	Group Insur Expense	CF	9300004401	11/30/2012	183.17
50550000	Group Insur Expense	CF	9300004401	11/30/2012	(183.17)
50550000	Group Insur Expense	CF	9300004403	11/30/2012	114.76

## Kentucky American Water Company

Case No. 2012-00520

Response to PSC DR1, Item 31

Account	Description	Doc Type	Document Number	Posting Date	Amount
50550000	Group Insur Expense	CF	9300004403	11/30/2012	(114.76)
50550000	Group Insur Expense	CF	9300004405	11/30/2012	169.00
50550000	Group Insur Expense	CF	9300004405	11/30/2012	(169.00)
50550000	Group Insur Expense	CF	9300004407	11/30/2012	551.30
50550000	Group Insur Expense	CF	9300004407	11/30/2012	(551.30)
50550000	Group Insur Expense	CF	9300004412	11/30/2012	2,751.63
50550000	Group Insur Expense	CF	9300004412	11/30/2012	(2,751.63)
50550000	Group Insur Expense	CF	9300004414	11/30/2012	480.66
50550000	Group Insur Expense	CF	9300004414	11/30/2012	(480.66)
50550000	Group Insur Expense	CF	9300004416	11/30/2012	(146.31)
50550000	Group Insur Expense	CF	9300004416	11/30/2012	146.31
50550000	Group Insur Expense	CF	9300004418	11/30/2012	(139.98)
50550000	Group Insur Expense	CF	9300004418	11/30/2012	139.98
50550000	Group Insur Expense	CF	9300004420	11/30/2012	55.03
50550000	Group Insur Expense	CF	9300004420	11/30/2012	(55.03)
50550000	Group Insur Expense	CF	9300004423	11/30/2012	121.65
50550000	Group Insur Expense	CF	9300004423	11/30/2012	(121.65)
50550000	Group Insur Expense	CF	9300004425	11/30/2012	268.13
50550000	Group Insur Expense	CF	9300004425	11/30/2012	(268.13)
50550000	Group Insur Expense	CF	9300004427	11/30/2012	53.92
50550000	Group Insur Expense	CF	9300004427	11/30/2012	(53.92)
50550000	Group Insur Expense	CF	9300004429	11/30/2012	3,904.28
50550000	Group Insur Expense	CF	9300004429	11/30/2012	(3,904.28)
50550000	Group Insur Expense	CF	9300004431	11/30/2012	486.52
50550000	Group Insur Expense	CF	9300004431	11/30/2012	(486.52)
50550000	Group Insur Expense	CF	9300004435	11/30/2012	189.13
50550000	Group Insur Expense	CF	9300004435	11/30/2012	(189.13)
50550000	Group Insur Expense	CF	9300004437	11/30/2012	715.95
50550000	Group Insur Expense	CF	9300004437	11/30/2012	(715.95)
50550000	Group Insur Expense	CF	9300004443	11/30/2012	(14.59)
50550000	Group Insur Expense	CF	9300004443	11/30/2012	14.59
50550000	Group Insur Expense	CF	9300004444	11/30/2012	(88.41)
50550000	Group Insur Expense	CF	9300004444	11/30/2012	88.41
50550000	Group Insur Expense	CF	9300004463	11/30/2012	(8.20)
50550000	Group Insur Expense	CF	9300004463	11/30/2012	8.20
50550000	Group Insur Expense	CF	9300004464	11/30/2012	(8.20)
50550000	Group Insur Expense	CF	9300004464	11/30/2012	8.20
50550000	Group Insur Expense	CF	9300004465	11/30/2012	(8.20)
50550000	Group Insur Expense	CF	9300004465	11/30/2012	8.20
50550000	Group Insur Expense	CF	9300004466	11/30/2012	(8.20)
50550000	Group Insur Expense	CF	9300004466	11/30/2012	8.20
50550000	Group Insur Expense	CF	9300004467	11/30/2012	(8.20)
50550000	Group Insur Expense	CF	9300004467	11/30/2012	8.20
50550000	Group Insur Expense	CF	9300004539	11/30/2012	(2,069.42)
50550000	Group Insur Expense	CF	9300004539	11/30/2012	2,069.42
50550000	Group Insur Expense	CF	9300004541	11/30/2012	(16.56)
50550000	Group Insur Expense	CF	9300004541	11/30/2012	16.56
50550000	Group Insur Expense	CF	9300004543	11/30/2012	(90.59)
50550000	Group Insur Expense	CF	9300004543	11/30/2012	90.59
50550000	Group Insur Expense	CF	9300004546	11/30/2012	(2,723.78)
50550000	Group Insur Expense	CF	9300004546	11/30/2012	2,723.78
50550000	Group Insur Expense	CF	9300004551	11/30/2012	(1,139.27)
50550000	Group Insur Expense	CF	9300004551	11/30/2012	1,139.27

Kentucky American Water Company  
Case No. 2012-00520  
Response to PSC DR1, Item 31

Account	Description	Doc Type	Document Number	Posting Date	Amount
50550000	Group Insur Expense	CF	9300004553	11/30/2012	(2,277.06)
50550000	Group Insur Expense	CF	9300004553	11/30/2012	2,277.06
50550000	Group Insur Expense	CF	9300004558	11/30/2012	(2,414.80)
50550000	Group Insur Expense	CF	9300004558	11/30/2012	2,414.80
50550000	Group Insur Expense	CF	9300004561	11/30/2012	(703.17)
50550000	Group Insur Expense	CF	9300004561	11/30/2012	703.17
50550000	Group Insur Expense	CF	9300004566	11/30/2012	(112.26)
50550000	Group Insur Expense	CF	9300004566	11/30/2012	112.26
50550000	Group Insur Expense	CF	9300004568	11/30/2012	(802.65)
50550000	Group Insur Expense	CF	9300004568	11/30/2012	802.65
50550000	Group Insur Expense	CF	9300004571	11/30/2012	(56.18)
50550000	Group Insur Expense	CF	9300004571	11/30/2012	56.18
50550000	Group Insur Expense	CF	9300004574	11/30/2012	(2,734.37)
50550000	Group Insur Expense	CF	9300004574	11/30/2012	2,734.37
50550000	Group Insur Expense	CF	9300004578	11/30/2012	(7,084.77)
50550000	Group Insur Expense	CF	9300004578	11/30/2012	7,084.77
50550000	Group Insur Expense	CF	9300004581	11/30/2012	(573.90)
50550000	Group Insur Expense	CF	9300004581	11/30/2012	573.90
50550000	Group Insur Expense	CF	9300004583	11/30/2012	(165.32)
50550000	Group Insur Expense	CF	9300004583	11/30/2012	165.32
50550000	Group Insur Expense	CF	9300004588	11/30/2012	(4,791.52)
50550000	Group Insur Expense	CF	9300004588	11/30/2012	4,791.52
50550000	Group Insur Expense	CF	9300004592	11/30/2012	(820.87)
50550000	Group Insur Expense	CF	9300004592	11/30/2012	820.87
50550000	Group Insur Expense	CF	9300004596	11/30/2012	(3,116.00)
50550000	Group Insur Expense	CF	9300004596	11/30/2012	3,116.00
50550000	Group Insur Expense	CF	9300004598	11/30/2012	(460.60)
50550000	Group Insur Expense	CF	9300004598	11/30/2012	460.60
50550000	Group Insur Expense	CF	9300004600	11/30/2012	(1,251.16)
50550000	Group Insur Expense	CF	9300004600	11/30/2012	1,251.16
50550000	Group Insur Expense	CF	9300004602	11/30/2012	(3,456.57)
50550000	Group Insur Expense	CF	9300004602	11/30/2012	3,456.57
50550000	Group Insur Expense	CF	9300004606	11/30/2012	(13,021.74)
50550000	Group Insur Expense	CF	9300004606	11/30/2012	13,021.74
50550000	Group Insur Expense	CF	9300004609	11/30/2012	(2,997.32)
50550000	Group Insur Expense	CF	9300004609	11/30/2012	2,997.32
50550000	Group Insur Expense	CF	9300004611	11/30/2012	(504.04)
50550000	Group Insur Expense	CF	9300004611	11/30/2012	504.04
50550000	Group Insur Expense	CF	9300004613	11/30/2012	(382.53)
50550000	Group Insur Expense	CF	9300004613	11/30/2012	382.53
50550000	Group Insur Expense	CF	9300004617	11/30/2012	(255.56)
50550000	Group Insur Expense	CF	9300004617	11/30/2012	255.56
50550000	Group Insur Expense	CF	9300004619	11/30/2012	(400.54)
50550000	Group Insur Expense	CF	9300004619	11/30/2012	400.54
50550000	Group Insur Expense	CF	9300004621	11/30/2012	(262.13)
50550000	Group Insur Expense	CF	9300004621	11/30/2012	262.13
50550000	Group Insur Expense	CF	9300004623	11/30/2012	(13,781.32)
50550000	Group Insur Expense	CF	9300004623	11/30/2012	13,781.32
50550000	Group Insur Expense	CF	9300004625	11/30/2012	(1,070.46)
50550000	Group Insur Expense	CF	9300004625	11/30/2012	1,070.46
50550000	Group Insur Expense	CF	9300004628	11/30/2012	(741.45)
50550000	Group Insur Expense	CF	9300004628	11/30/2012	741.45
50550000	Group Insur Expense	CF	9300004630	11/30/2012	(1,278.01)

Kentucky American Water Company  
Case No. 2012-00520  
Response to PSC DR1, Item 31

Account	Description	Doc Type	Document Number	Posting Date	Amount
50550000	Group Insur Expense	CF	9300004630	11/30/2012	1,278.01
50550000	Group Insur Expense	CF	9300004669	11/30/2012	(31.27)
50550000	Group Insur Expense	CF	9300004669	11/30/2012	31.27
50550000	Group Insur Expense	CF	9300004670	11/30/2012	(122.17)
50550000	Group Insur Expense	CF	9300004670	11/30/2012	122.17
50550000	Group Insur Expense	CF	9300004694	11/30/2012	(99.70)
50550000	Group Insur Expense	CF	9300004694	11/30/2012	99.70
50550000	Group Insur Expense	CF	9300004695	11/30/2012	(35.05)
50550000	Group Insur Expense	CF	9300004695	11/30/2012	35.05
50550000	Group Insur Expense	CF	9300004696	11/30/2012	(12.80)
50550000	Group Insur Expense	CF	9300004696	11/30/2012	12.80
50550000	Group Insur Expense	CF	9300004697	11/30/2012	(17.77)
50550000	Group Insur Expense	CF	9300004697	11/30/2012	17.77
50550000	Group Insur Expense	CF	9300004698	11/30/2012	(30.65)
50550000	Group Insur Expense	CF	9300004698	11/30/2012	30.65
50550000	Group Insur Expense	CF	9300004790	11/30/2012	(1,596.79)
50550000	Group Insur Expense	CF	9300004790	11/30/2012	1,596.79
50550000	Group Insur Expense	CF	9300004792	11/30/2012	(11.02)
50550000	Group Insur Expense	CF	9300004792	11/30/2012	11.02
50550000	Group Insur Expense	CF	9300004794	11/30/2012	(33.72)
50550000	Group Insur Expense	CF	9300004794	11/30/2012	33.72
50550000	Group Insur Expense	CF	9300004799	11/30/2012	(1,821.75)
50550000	Group Insur Expense	CF	9300004799	11/30/2012	1,821.75
50550000	Group Insur Expense	CF	9300004806	11/30/2012	(782.21)
50550000	Group Insur Expense	CF	9300004806	11/30/2012	782.21
50550000	Group Insur Expense	CF	9300004808	11/30/2012	(1,562.38)
50550000	Group Insur Expense	CF	9300004808	11/30/2012	1,562.38
50550000	Group Insur Expense	CF	9300004811	11/30/2012	(1,573.68)
50550000	Group Insur Expense	CF	9300004811	11/30/2012	1,573.68
50550000	Group Insur Expense	CF	9300004814	11/30/2012	(816.19)
50550000	Group Insur Expense	CF	9300004814	11/30/2012	816.19
50550000	Group Insur Expense	CF	9300004818	11/30/2012	(44.92)
50550000	Group Insur Expense	CF	9300004818	11/30/2012	44.92
50550000	Group Insur Expense	CF	9300004820	11/30/2012	(374.53)
50550000	Group Insur Expense	CF	9300004820	11/30/2012	374.53
50550000	Group Insur Expense	CF	9300004822	11/30/2012	(86.55)
50550000	Group Insur Expense	CF	9300004822	11/30/2012	86.55
50550000	Group Insur Expense	CF	9300004824	11/30/2012	(1,368.58)
50550000	Group Insur Expense	CF	9300004824	11/30/2012	1,368.58
50550000	Group Insur Expense	CF	9300004828	11/30/2012	(3,257.14)
50550000	Group Insur Expense	CF	9300004828	11/30/2012	3,257.14
50550000	Group Insur Expense	CF	9300004831	11/30/2012	(279.81)
50550000	Group Insur Expense	CF	9300004831	11/30/2012	279.81
50550000	Group Insur Expense	CF	9300004833	11/30/2012	(42.46)
50550000	Group Insur Expense	CF	9300004833	11/30/2012	42.46
50550000	Group Insur Expense	CF	9300004835	11/30/2012	(27.44)
50550000	Group Insur Expense	CF	9300004835	11/30/2012	27.44
50550000	Group Insur Expense	CF	9300004840	11/30/2012	(2,189.53)
50550000	Group Insur Expense	CF	9300004840	11/30/2012	2,189.53
50550000	Group Insur Expense	CF	9300004844	11/30/2012	(636.06)
50550000	Group Insur Expense	CF	9300004844	11/30/2012	636.06
50550000	Group Insur Expense	CF	9300004847	11/30/2012	(1,504.18)
50550000	Group Insur Expense	CF	9300004847	11/30/2012	1,504.18

## Kentucky American Water Company

Case No. 2012-00520

Response to PSC DR1, Item 31

Account	Description	Doc Type	Document Number	Posting Date	Amount
50550000	Group Insur Expense	CF	9300004849	11/30/2012	(484.22)
50550000	Group Insur Expense	CF	9300004849	11/30/2012	484.22
50550000	Group Insur Expense	CF	9300004851	11/30/2012	(1,255.97)
50550000	Group Insur Expense	CF	9300004851	11/30/2012	1,255.97
50550000	Group Insur Expense	CF	9300004853	11/30/2012	(1,338.95)
50550000	Group Insur Expense	CF	9300004853	11/30/2012	1,338.95
50550000	Group Insur Expense	CF	9300004857	11/30/2012	(10,642.14)
50550000	Group Insur Expense	CF	9300004857	11/30/2012	10,642.14
50550000	Group Insur Expense	CF	9300004860	11/30/2012	(1,480.41)
50550000	Group Insur Expense	CF	9300004860	11/30/2012	1,480.41
50550000	Group Insur Expense	CF	9300004862	11/30/2012	(382.90)
50550000	Group Insur Expense	CF	9300004862	11/30/2012	382.90
50550000	Group Insur Expense	CF	9300004864	11/30/2012	(346.30)
50550000	Group Insur Expense	CF	9300004864	11/30/2012	346.30
50550000	Group Insur Expense	CF	9300004868	11/30/2012	(123.60)
50550000	Group Insur Expense	CF	9300004868	11/30/2012	123.60
50550000	Group Insur Expense	CF	9300004870	11/30/2012	(222.51)
50550000	Group Insur Expense	CF	9300004870	11/30/2012	222.51
50550000	Group Insur Expense	CF	9300004872	11/30/2012	(185.60)
50550000	Group Insur Expense	CF	9300004872	11/30/2012	185.60
50550000	Group Insur Expense	CF	9300004874	11/30/2012	(14,716.39)
50550000	Group Insur Expense	CF	9300004874	11/30/2012	14,716.39
50550000	Group Insur Expense	CF	9300004876	11/30/2012	(518.19)
50550000	Group Insur Expense	CF	9300004876	11/30/2012	518.19
50550000	Group Insur Expense	CF	9300004878	11/30/2012	(364.86)
50550000	Group Insur Expense	CF	9300004878	11/30/2012	364.86
50550000	Group Insur Expense	CF	9300004880	11/30/2012	(475.29)
50550000	Group Insur Expense	CF	9300004880	11/30/2012	475.29
50550100	Group Ins Cap Credits	UT	9300004787	11/30/2012	(10.64)
50550100	Group Ins Cap Credits	UT	9300004535	11/30/2012	(3,725.29)
50550100	Group Ins Cap Credits	UT	9300004786	11/30/2012	(3,336.53)
50550100	Group Ins Cap Credits	UT	9300004533	11/30/2012	(95.93)
50550100	Group Ins Cap Credits	UT	9300004780	11/30/2012	(15.98)
50550100	Group Ins Cap Credits	UZ	2000000575	11/30/2012	(234.53)
50550100	Group Ins Cap Credits	UZ	2000000578	11/30/2012	(59.64)
50550100	Group Ins Cap Credits	UZ	2000000575	11/30/2012	(238.28)
50550100	Group Ins Cap Credits	UZ	2000000578	11/30/2012	(59.15)
50550100	Group Ins Cap Credits	UZ	2000000580	11/30/2012	(140.06)
50550100	Group Ins Cap Credits	UZ	2000000576	11/30/2012	(19.43)
50550100	Group Ins Cap Credits	CS	9300004534	11/30/2012	(608.18)
50550100	Group Ins Cap Credits	CS	9300004785	11/30/2012	(195.97)
50550100	Group Ins Cap Credits	UZ	2000000575	11/30/2012	(56.14)
50550100	Group Ins Cap Credits	UZ	2000000580	11/30/2012	(44.92)
50550100	Group Ins Cap Credits	UZ	2000000576	11/30/2012	(47.81)
50550100	Group Ins Cap Credits	UZ	2000000578	11/30/2012	(22.22)
50550100	Group Ins Cap Credits	UZ	2000000575	11/30/2012	(621.17)
50550100	Group Ins Cap Credits	UZ	2000000576	11/30/2012	(865.78)
50550100	Group Ins Cap Credits	UZ	2000000580	11/30/2012	(118.55)
50550100	Group Ins Cap Credits	UZ	2000000576	11/30/2012	(76.75)
50550100	Group Ins Cap Credits	UZ	2000000580	11/30/2012	(543.82)
50550100	Group Ins Cap Credits	UZ	2000000580	11/30/2012	(76.79)
50550100	Group Ins Cap Credits	UZ	2000000580	11/30/2012	(289.38)
50550100	Group Ins Cap Credits	UZ	2000000575	11/30/2012	(982.93)



## Kentucky American Water Company

Case No. 2012-00520

Response to PSC DR1, Item 31

Account	Description	Doc Type	Document Number	Posting Date	Amount
50550100	Group Ins Cap Credits	UZ	2000000580	11/30/2012	(177.77)
50550100	Group Ins Cap Credits	UZ	2000000578	11/30/2012	(500.44)
50550100	Group Ins Cap Credits	UZ	2000000575	11/30/2012	(19.67)
50550100	Group Ins Cap Credits	UZ	2000000580	11/30/2012	(18.09)
50550100	Group Ins Cap Credits	UZ	2000000576	11/30/2012	(19.42)
50550100	Group Ins Cap Credits	UZ	2000000577	11/30/2012	(33.70)
50550100	Group Ins Cap Credits	UZ	2000000575	11/30/2012	(56.90)
50550100	Group Ins Cap Credits	UZ	2000000575	11/30/2012	(117.15)
50550100	Group Ins Cap Credits	UZ	2000000578	11/30/2012	(15.32)
50550100	Group Ins Cap Credits	UZ	2000000576	11/30/2012	(236.92)
50550100	Group Ins Cap Credits	UZ	2000000576	11/30/2012	(535.45)
50610000	Pension Expense	SA	100001848	11/30/2012	101,561.08
50610000	Pension Expense	CF	9300004250	11/30/2012	29.28
50610000	Pension Expense	CF	9300004250	11/30/2012	(29.28)
50610000	Pension Expense	CF	9300004251	11/30/2012	3.44
50610000	Pension Expense	CF	9300004251	11/30/2012	(3.44)
50610000	Pension Expense	CF	9300004252	11/30/2012	24.97
50610000	Pension Expense	CF	9300004252	11/30/2012	(24.97)
50610000	Pension Expense	CF	9300004253	11/30/2012	49.91
50610000	Pension Expense	CF	9300004253	11/30/2012	(49.91)
50610000	Pension Expense	CF	9300004254	11/30/2012	33.98
50610000	Pension Expense	CF	9300004254	11/30/2012	(33.98)
50610000	Pension Expense	CF	9300004255	11/30/2012	24.97
50610000	Pension Expense	CF	9300004255	11/30/2012	(24.97)
50610000	Pension Expense	CF	9300004256	11/30/2012	3.44
50610000	Pension Expense	CF	9300004256	11/30/2012	(3.44)
50610000	Pension Expense	CF	9300004257	11/30/2012	28.61
50610000	Pension Expense	CF	9300004257	11/30/2012	(28.61)
50610000	Pension Expense	CF	9300004258	11/30/2012	24.42
50610000	Pension Expense	CF	9300004258	11/30/2012	(24.42)
50610000	Pension Expense	CF	9300004259	11/30/2012	(29.28)
50610000	Pension Expense	CF	9300004259	11/30/2012	29.28
50610000	Pension Expense	CF	9300004260	11/30/2012	(3.44)
50610000	Pension Expense	CF	9300004260	11/30/2012	3.44
50610000	Pension Expense	CF	9300004261	11/30/2012	(24.97)
50610000	Pension Expense	CF	9300004261	11/30/2012	24.97
50610000	Pension Expense	CF	9300004262	11/30/2012	(49.91)
50610000	Pension Expense	CF	9300004262	11/30/2012	49.91
50610000	Pension Expense	CF	9300004263	11/30/2012	(33.98)
50610000	Pension Expense	CF	9300004263	11/30/2012	33.98
50610000	Pension Expense	CF	9300004264	11/30/2012	(24.97)
50610000	Pension Expense	CF	9300004264	11/30/2012	24.97
50610000	Pension Expense	CF	9300004265	11/30/2012	(3.44)
50610000	Pension Expense	CF	9300004265	11/30/2012	3.44
50610000	Pension Expense	CF	9300004266	11/30/2012	(28.61)
50610000	Pension Expense	CF	9300004266	11/30/2012	28.61
50610000	Pension Expense	CF	9300004267	11/30/2012	(24.42)
50610000	Pension Expense	CF	9300004267	11/30/2012	24.42
50610000	Pension Expense	CF	9300004268	11/30/2012	(690.10)
50610000	Pension Expense	CF	9300004268	11/30/2012	690.10
50610000	Pension Expense	CF	9300004269	11/30/2012	(48.98)
50610000	Pension Expense	CF	9300004269	11/30/2012	48.98
50610000	Pension Expense	CF	9300004270	11/30/2012	(6,718.06)

## Kentucky American Water Company

Case No. 2012-00520

Response to PSC DR1, Item 31

Account	Description	Doc Type	Document Number	Posting Date	Amount
50610000	Pension Expense	CF	9300004270	11/30/2012	6,718.06
50610000	Pension Expense	CF	9300004271	11/30/2012	(28.80)
50610000	Pension Expense	CF	9300004271	11/30/2012	28.80
50610000	Pension Expense	CF	9300004272	11/30/2012	(71.61)
50610000	Pension Expense	CF	9300004272	11/30/2012	71.61
50610000	Pension Expense	CF	9300004273	11/30/2012	(615.07)
50610000	Pension Expense	CF	9300004273	11/30/2012	615.07
50610000	Pension Expense	CF	9300004274	11/30/2012	(505.26)
50610000	Pension Expense	CF	9300004274	11/30/2012	505.26
50610000	Pension Expense	CF	9300004275	11/30/2012	65.14
50610000	Pension Expense	CF	9300004275	11/30/2012	(65.14)
50610000	Pension Expense	CF	9300004276	11/30/2012	(3,011.68)
50610000	Pension Expense	CF	9300004276	11/30/2012	3,011.68
50610000	Pension Expense	CF	9300004277	11/30/2012	(106.68)
50610000	Pension Expense	CF	9300004277	11/30/2012	106.68
50610000	Pension Expense	CF	9300004278	11/30/2012	(435.34)
50610000	Pension Expense	CF	9300004278	11/30/2012	435.34
50610000	Pension Expense	CF	9300004279	11/30/2012	(154.04)
50610000	Pension Expense	CF	9300004279	11/30/2012	154.04
50610000	Pension Expense	CF	9300004280	11/30/2012	(102.47)
50610000	Pension Expense	CF	9300004280	11/30/2012	102.47
50610000	Pension Expense	CF	9300004281	11/30/2012	(1,949.73)
50610000	Pension Expense	CF	9300004281	11/30/2012	1,949.73
50610000	Pension Expense	CF	9300004282	11/30/2012	(2.36)
50610000	Pension Expense	CF	9300004282	11/30/2012	2.36
50610000	Pension Expense	CF	9300004283	11/30/2012	(40.13)
50610000	Pension Expense	CF	9300004283	11/30/2012	40.13
50610000	Pension Expense	CF	9300004284	11/30/2012	(530.32)
50610000	Pension Expense	CF	9300004284	11/30/2012	530.32
50610000	Pension Expense	CF	9300004285	11/30/2012	(415.64)
50610000	Pension Expense	CF	9300004285	11/30/2012	415.64
50610000	Pension Expense	CF	9300004286	11/30/2012	(154.88)
50610000	Pension Expense	CF	9300004286	11/30/2012	154.88
50610000	Pension Expense	CF	9300004287	11/30/2012	(194.98)
50610000	Pension Expense	CF	9300004287	11/30/2012	194.98
50610000	Pension Expense	CF	9300004288	11/30/2012	(245.93)
50610000	Pension Expense	CF	9300004288	11/30/2012	245.93
50610000	Pension Expense	CF	9300004289	11/30/2012	(324.54)
50610000	Pension Expense	CF	9300004289	11/30/2012	324.54
50610000	Pension Expense	CF	9300004290	11/30/2012	(20.62)
50610000	Pension Expense	CF	9300004290	11/30/2012	20.62
50610000	Pension Expense	CF	9300004291	11/30/2012	(922.94)
50610000	Pension Expense	CF	9300004291	11/30/2012	922.94
50610000	Pension Expense	CF	9300004292	11/30/2012	(975.34)
50610000	Pension Expense	CF	9300004292	11/30/2012	975.34
50610000	Pension Expense	CF	9300004293	11/30/2012	(328.88)
50610000	Pension Expense	CF	9300004293	11/30/2012	328.88
50610000	Pension Expense	CF	9300004294	11/30/2012	(79.82)
50610000	Pension Expense	CF	9300004294	11/30/2012	79.82
50610000	Pension Expense	CF	9300004295	11/30/2012	(365.91)
50610000	Pension Expense	CF	9300004295	11/30/2012	365.91
50610000	Pension Expense	CF	9300004296	11/30/2012	(311.83)
50610000	Pension Expense	CF	9300004296	11/30/2012	311.83

## Kentucky American Water Company

Case No. 2012-00520

Response to PSC DR1, Item 31

Account	Description	Doc Type	Document Number	Posting Date	Amount
50610000	Pension Expense	CF	9300004297	11/30/2012	(187.78)
50610000	Pension Expense	CF	9300004297	11/30/2012	187.78
50610000	Pension Expense	CF	9300004298	11/30/2012	(490.87)
50610000	Pension Expense	CF	9300004298	11/30/2012	490.87
50610000	Pension Expense	CF	9300004299	11/30/2012	(339.23)
50610000	Pension Expense	CF	9300004299	11/30/2012	339.23
50610000	Pension Expense	CF	9300004300	11/30/2012	(903.24)
50610000	Pension Expense	CF	9300004300	11/30/2012	903.24
50610000	Pension Expense	CF	9300004301	11/30/2012	(303.13)
50610000	Pension Expense	CF	9300004301	11/30/2012	303.13
50610000	Pension Expense	CF	9300004302	11/30/2012	19.54
50610000	Pension Expense	CF	9300004302	11/30/2012	(19.54)
50610000	Pension Expense	CF	9300004303	11/30/2012	556.59
50610000	Pension Expense	CF	9300004303	11/30/2012	(556.59)
50610000	Pension Expense	CF	9300004304	11/30/2012	100.55
50610000	Pension Expense	CF	9300004304	11/30/2012	(100.55)
50610000	Pension Expense	CF	9300004305	11/30/2012	(23.82)
50610000	Pension Expense	CF	9300004305	11/30/2012	23.82
50610000	Pension Expense	CF	9300004306	11/30/2012	32.16
50610000	Pension Expense	CF	9300004306	11/30/2012	(32.16)
50610000	Pension Expense	CF	9300004307	11/30/2012	193.57
50610000	Pension Expense	CF	9300004307	11/30/2012	(193.57)
50610000	Pension Expense	CF	9300004308	11/30/2012	(397.70)
50610000	Pension Expense	CF	9300004308	11/30/2012	397.70
50610000	Pension Expense	CF	9300004309	11/30/2012	(140.34)
50610000	Pension Expense	CF	9300004309	11/30/2012	140.34
50610000	Pension Expense	CF	9300004310	11/30/2012	(53.30)
50610000	Pension Expense	CF	9300004310	11/30/2012	53.30
50610000	Pension Expense	CF	9300004311	11/30/2012	(63.49)
50610000	Pension Expense	CF	9300004311	11/30/2012	63.49
50610000	Pension Expense	CF	9300004312	11/30/2012	205.00
50610000	Pension Expense	CF	9300004312	11/30/2012	(205.00)
50610000	Pension Expense	CF	9300004313	11/30/2012	(12.82)
50610000	Pension Expense	CF	9300004313	11/30/2012	12.82
50610000	Pension Expense	CF	9300004314	11/30/2012	(94.63)
50610000	Pension Expense	CF	9300004314	11/30/2012	94.63
50610000	Pension Expense	CF	9300004315	11/30/2012	(191.70)
50610000	Pension Expense	CF	9300004315	11/30/2012	191.70
50610000	Pension Expense	CF	9300004316	11/30/2012	32.95
50610000	Pension Expense	CF	9300004316	11/30/2012	(32.95)
50610000	Pension Expense	CF	9300004317	11/30/2012	(9.67)
50610000	Pension Expense	CF	9300004317	11/30/2012	9.67
50610000	Pension Expense	CF	9300004318	11/30/2012	14.57
50610000	Pension Expense	CF	9300004318	11/30/2012	(14.57)
50610000	Pension Expense	CF	9300004319	11/30/2012	(4.13)
50610000	Pension Expense	CF	9300004319	11/30/2012	4.13
50610000	Pension Expense	CF	9300004320	11/30/2012	13.28
50610000	Pension Expense	CF	9300004320	11/30/2012	(13.28)
50610000	Pension Expense	CF	9300004321	11/30/2012	36.76
50610000	Pension Expense	CF	9300004321	11/30/2012	(36.76)
50610000	Pension Expense	CF	9300004322	11/30/2012	(62.93)
50610000	Pension Expense	CF	9300004322	11/30/2012	62.93
50610000	Pension Expense	CF	9300004323	11/30/2012	(126.59)

## Kentucky American Water Company

Case No. 2012-00520

Response to PSC DR1, Item 31

Account	Description	Doc Type	Document Number	Posting Date	Amount
50610000	Pension Expense	CF	9300004323	11/30/2012	126.59
50610000	Pension Expense	CF	9300004324	11/30/2012	146.86
50610000	Pension Expense	CF	9300004324	11/30/2012	(146.86)
50610000	Pension Expense	CF	9300004325	11/30/2012	256.45
50610000	Pension Expense	CF	9300004325	11/30/2012	(256.45)
50610000	Pension Expense	CF	9300004326	11/30/2012	(135.60)
50610000	Pension Expense	CF	9300004326	11/30/2012	135.60
50610000	Pension Expense	CF	9300004327	11/30/2012	(267.81)
50610000	Pension Expense	CF	9300004327	11/30/2012	267.81
50610000	Pension Expense	CF	9300004328	11/30/2012	(11.73)
50610000	Pension Expense	CF	9300004328	11/30/2012	11.73
50610000	Pension Expense	CF	9300004329	11/30/2012	(108.95)
50610000	Pension Expense	CF	9300004329	11/30/2012	108.95
50610000	Pension Expense	CF	9300004330	11/30/2012	(80.31)
50610000	Pension Expense	CF	9300004330	11/30/2012	80.31
50610000	Pension Expense	CF	9300004331	11/30/2012	(247.86)
50610000	Pension Expense	CF	9300004331	11/30/2012	247.86
50610000	Pension Expense	CF	9300004332	11/30/2012	(526.83)
50610000	Pension Expense	CF	9300004332	11/30/2012	526.83
50610000	Pension Expense	CF	9300004333	11/30/2012	(17.60)
50610000	Pension Expense	CF	9300004333	11/30/2012	17.60
50610000	Pension Expense	CF	9300004334	11/30/2012	(233.30)
50610000	Pension Expense	CF	9300004334	11/30/2012	233.30
50610000	Pension Expense	CF	9300004335	11/30/2012	(24.82)
50610000	Pension Expense	CF	9300004335	11/30/2012	24.82
50610000	Pension Expense	CF	9300004336	11/30/2012	(79.45)
50610000	Pension Expense	CF	9300004336	11/30/2012	79.45
50610000	Pension Expense	CF	9300004337	11/30/2012	(182.86)
50610000	Pension Expense	CF	9300004337	11/30/2012	182.86
50610000	Pension Expense	CF	9300004338	11/30/2012	(12.84)
50610000	Pension Expense	CF	9300004338	11/30/2012	12.84
50610000	Pension Expense	CF	9300004339	11/30/2012	(20.74)
50610000	Pension Expense	CF	9300004339	11/30/2012	20.74
50610000	Pension Expense	CF	9300004340	11/30/2012	18.93
50610000	Pension Expense	CF	9300004340	11/30/2012	(18.93)
50610000	Pension Expense	CF	9300004341	11/30/2012	(143.78)
50610000	Pension Expense	CF	9300004341	11/30/2012	143.78
50610000	Pension Expense	CF	9300004342	11/30/2012	(23.09)
50610000	Pension Expense	CF	9300004342	11/30/2012	23.09
50610000	Pension Expense	CF	9300004343	11/30/2012	93.25
50610000	Pension Expense	CF	9300004343	11/30/2012	(93.25)
50610000	Pension Expense	CF	9300004344	11/30/2012	1.40
50610000	Pension Expense	CF	9300004344	11/30/2012	(1.40)
50610000	Pension Expense	CF	9300004345	11/30/2012	(113.76)
50610000	Pension Expense	CF	9300004345	11/30/2012	113.76
50610000	Pension Expense	CF	9300004346	11/30/2012	(40.41)
50610000	Pension Expense	CF	9300004346	11/30/2012	40.41
50610000	Pension Expense	CF	9300004348	11/30/2012	690.10
50610000	Pension Expense	CF	9300004348	11/30/2012	(690.10)
50610000	Pension Expense	CF	9300004350	11/30/2012	28.80
50610000	Pension Expense	CF	9300004350	11/30/2012	(28.80)
50610000	Pension Expense	CF	9300004352	11/30/2012	71.61
50610000	Pension Expense	CF	9300004352	11/30/2012	(71.61)

## Kentucky American Water Company

Case No. 2012-00520

Response to PSC DR1, Item 31

Account	Description	Doc Type	Document Number	Posting Date	Amount
50610000	Pension Expense	CF	9300004357	11/30/2012	922.94
50610000	Pension Expense	CF	9300004357	11/30/2012	(922.94)
50610000	Pension Expense	CF	9300004364	11/30/2012	154.88
50610000	Pension Expense	CF	9300004364	11/30/2012	(154.88)
50610000	Pension Expense	CF	9300004366	11/30/2012	245.93
50610000	Pension Expense	CF	9300004366	11/30/2012	(245.93)
50610000	Pension Expense	CF	9300004369	11/30/2012	615.07
50610000	Pension Expense	CF	9300004369	11/30/2012	(615.07)
50610000	Pension Expense	CF	9300004371	11/30/2012	(65.14)
50610000	Pension Expense	CF	9300004371	11/30/2012	65.14
50610000	Pension Expense	CF	9300004373	11/30/2012	154.04
50610000	Pension Expense	CF	9300004373	11/30/2012	(154.04)
50610000	Pension Expense	CF	9300004375	11/30/2012	339.23
50610000	Pension Expense	CF	9300004375	11/30/2012	(339.23)
50610000	Pension Expense	CF	9300004378	11/30/2012	20.62
50610000	Pension Expense	CF	9300004378	11/30/2012	(20.62)
50610000	Pension Expense	CF	9300004380	11/30/2012	975.34
50610000	Pension Expense	CF	9300004380	11/30/2012	(975.34)
50610000	Pension Expense	CF	9300004384	11/30/2012	1,949.73
50610000	Pension Expense	CF	9300004384	11/30/2012	(1,949.73)
50610000	Pension Expense	CF	9300004388	11/30/2012	365.91
50610000	Pension Expense	CF	9300004388	11/30/2012	(365.91)
50610000	Pension Expense	CF	9300004390	11/30/2012	2.36
50610000	Pension Expense	CF	9300004390	11/30/2012	(2.36)
50610000	Pension Expense	CF	9300004394	11/30/2012	530.32
50610000	Pension Expense	CF	9300004394	11/30/2012	(530.32)
50610000	Pension Expense	CF	9300004397	11/30/2012	324.54
50610000	Pension Expense	CF	9300004397	11/30/2012	(324.54)
50610000	Pension Expense	CF	9300004401	11/30/2012	505.26
50610000	Pension Expense	CF	9300004401	11/30/2012	(505.26)
50610000	Pension Expense	CF	9300004403	11/30/2012	102.47
50610000	Pension Expense	CF	9300004403	11/30/2012	(102.47)
50610000	Pension Expense	CF	9300004405	11/30/2012	311.83
50610000	Pension Expense	CF	9300004405	11/30/2012	(311.83)
50610000	Pension Expense	CF	9300004407	11/30/2012	490.87
50610000	Pension Expense	CF	9300004407	11/30/2012	(490.87)
50610000	Pension Expense	CF	9300004412	11/30/2012	6,718.06
50610000	Pension Expense	CF	9300004412	11/30/2012	(6,718.06)
50610000	Pension Expense	CF	9300004414	11/30/2012	415.64
50610000	Pension Expense	CF	9300004414	11/30/2012	(415.64)
50610000	Pension Expense	CF	9300004416	11/30/2012	79.82
50610000	Pension Expense	CF	9300004416	11/30/2012	(79.82)
50610000	Pension Expense	CF	9300004418	11/30/2012	187.78
50610000	Pension Expense	CF	9300004418	11/30/2012	(187.78)
50610000	Pension Expense	CF	9300004420	11/30/2012	40.13
50610000	Pension Expense	CF	9300004420	11/30/2012	(40.13)
50610000	Pension Expense	CF	9300004423	11/30/2012	106.68
50610000	Pension Expense	CF	9300004423	11/30/2012	(106.68)
50610000	Pension Expense	CF	9300004425	11/30/2012	194.98
50610000	Pension Expense	CF	9300004425	11/30/2012	(194.98)
50610000	Pension Expense	CF	9300004427	11/30/2012	48.98
50610000	Pension Expense	CF	9300004427	11/30/2012	(48.98)
50610000	Pension Expense	CF	9300004429	11/30/2012	3,011.68

## Kentucky American Water Company

Case No. 2012-00520

Response to PSC DR1, Item 31

Account	Description	Doc Type	Document Number	Posting Date	Amount
50610000	Pension Expense	CF	9300004429	11/30/2012	(3,011.68)
50610000	Pension Expense	CF	9300004431	11/30/2012	435.34
50610000	Pension Expense	CF	9300004431	11/30/2012	(435.34)
50610000	Pension Expense	CF	9300004435	11/30/2012	328.88
50610000	Pension Expense	CF	9300004435	11/30/2012	(328.88)
50610000	Pension Expense	CF	9300004437	11/30/2012	903.24
50610000	Pension Expense	CF	9300004437	11/30/2012	(903.24)
50610000	Pension Expense	CF	9300004445	11/30/2012	6.47
50610000	Pension Expense	CF	9300004445	11/30/2012	(6.47)
50610000	Pension Expense	CF	9300004446	11/30/2012	25.79
50610000	Pension Expense	CF	9300004446	11/30/2012	(25.79)
50610000	Pension Expense	CF	9300004447	11/30/2012	76.46
50610000	Pension Expense	CF	9300004447	11/30/2012	(76.46)
50610000	Pension Expense	CF	9300004448	11/30/2012	66.58
50610000	Pension Expense	CF	9300004448	11/30/2012	(66.58)
50610000	Pension Expense	CF	9300004449	11/30/2012	77.43
50610000	Pension Expense	CF	9300004449	11/30/2012	(77.43)
50610000	Pension Expense	CF	9300004450	11/30/2012	12.93
50610000	Pension Expense	CF	9300004450	11/30/2012	(12.93)
50610000	Pension Expense	CF	9300004451	11/30/2012	5.16
50610000	Pension Expense	CF	9300004451	11/30/2012	(5.16)
50610000	Pension Expense	CF	9300004452	11/30/2012	5.16
50610000	Pension Expense	CF	9300004452	11/30/2012	(5.16)
50610000	Pension Expense	CF	9300004453	11/30/2012	5.16
50610000	Pension Expense	CF	9300004453	11/30/2012	(5.16)
50610000	Pension Expense	CF	9300004454	11/30/2012	5.16
50610000	Pension Expense	CF	9300004454	11/30/2012	(5.16)
50610000	Pension Expense	CF	9300004455	11/30/2012	5.16
50610000	Pension Expense	CF	9300004455	11/30/2012	(5.16)
50610000	Pension Expense	CF	9300004456	11/30/2012	(6.47)
50610000	Pension Expense	CF	9300004456	11/30/2012	6.47
50610000	Pension Expense	CF	9300004457	11/30/2012	(25.79)
50610000	Pension Expense	CF	9300004457	11/30/2012	25.79
50610000	Pension Expense	CF	9300004458	11/30/2012	(76.46)
50610000	Pension Expense	CF	9300004458	11/30/2012	76.46
50610000	Pension Expense	CF	9300004459	11/30/2012	(66.58)
50610000	Pension Expense	CF	9300004459	11/30/2012	66.58
50610000	Pension Expense	CF	9300004460	11/30/2012	(77.43)
50610000	Pension Expense	CF	9300004460	11/30/2012	77.43
50610000	Pension Expense	CF	9300004461	11/30/2012	(12.93)
50610000	Pension Expense	CF	9300004461	11/30/2012	12.93
50610000	Pension Expense	CF	9300004463	11/30/2012	(5.16)
50610000	Pension Expense	CF	9300004463	11/30/2012	5.16
50610000	Pension Expense	CF	9300004464	11/30/2012	(5.16)
50610000	Pension Expense	CF	9300004464	11/30/2012	5.16
50610000	Pension Expense	CF	9300004465	11/30/2012	(5.16)
50610000	Pension Expense	CF	9300004465	11/30/2012	5.16
50610000	Pension Expense	CF	9300004466	11/30/2012	(5.16)
50610000	Pension Expense	CF	9300004466	11/30/2012	5.16
50610000	Pension Expense	CF	9300004467	11/30/2012	(5.16)
50610000	Pension Expense	CF	9300004467	11/30/2012	5.16
50610000	Pension Expense	CF	9300004468	11/30/2012	2,405.02
50610000	Pension Expense	CF	9300004468	11/30/2012	(2,405.02)

## Kentucky American Water Company

Case No. 2012-00520

Response to PSC DR1, Item 31

Account	Description	Doc Type	Document Number	Posting Date	Amount
50610000	Pension Expense	CF	9300004469	11/30/2012	244.91
50610000	Pension Expense	CF	9300004469	11/30/2012	(244.91)
50610000	Pension Expense	CF	9300004470	11/30/2012	16,445.15
50610000	Pension Expense	CF	9300004470	11/30/2012	(16,445.15)
50610000	Pension Expense	CF	9300004471	11/30/2012	36.39
50610000	Pension Expense	CF	9300004471	11/30/2012	(36.39)
50610000	Pension Expense	CF	9300004472	11/30/2012	91.83
50610000	Pension Expense	CF	9300004472	11/30/2012	(91.83)
50610000	Pension Expense	CF	9300004473	11/30/2012	2,812.88
50610000	Pension Expense	CF	9300004473	11/30/2012	(2,812.88)
50610000	Pension Expense	CF	9300004474	11/30/2012	4,142.54
50610000	Pension Expense	CF	9300004474	11/30/2012	(4,142.54)
50610000	Pension Expense	CF	9300004475	11/30/2012	604.48
50610000	Pension Expense	CF	9300004475	11/30/2012	(604.48)
50610000	Pension Expense	CF	9300004476	11/30/2012	12,223.91
50610000	Pension Expense	CF	9300004476	11/30/2012	(12,223.91)
50610000	Pension Expense	CF	9300004477	11/30/2012	181.92
50610000	Pension Expense	CF	9300004477	11/30/2012	(181.92)
50610000	Pension Expense	CF	9300004478	11/30/2012	663.37
50610000	Pension Expense	CF	9300004478	11/30/2012	(663.37)
50610000	Pension Expense	CF	9300004479	11/30/2012	118.49
50610000	Pension Expense	CF	9300004479	11/30/2012	(118.49)
50610000	Pension Expense	CF	9300004480	11/30/2012	399.32
50610000	Pension Expense	CF	9300004480	11/30/2012	(399.32)
50610000	Pension Expense	CF	9300004481	11/30/2012	6,745.75
50610000	Pension Expense	CF	9300004481	11/30/2012	(6,745.75)
50610000	Pension Expense	CF	9300004482	11/30/2012	111.17
50610000	Pension Expense	CF	9300004482	11/30/2012	(111.17)
50610000	Pension Expense	CF	9300004483	11/30/2012	3,359.44
50610000	Pension Expense	CF	9300004483	11/30/2012	(3,359.44)
50610000	Pension Expense	CF	9300004484	11/30/2012	2,593.50
50610000	Pension Expense	CF	9300004484	11/30/2012	(2,593.50)
50610000	Pension Expense	CF	9300004485	11/30/2012	696.50
50610000	Pension Expense	CF	9300004485	11/30/2012	(696.50)
50610000	Pension Expense	CF	9300004486	11/30/2012	290.86
50610000	Pension Expense	CF	9300004486	11/30/2012	(290.86)
50610000	Pension Expense	CF	9300004487	11/30/2012	1,897.69
50610000	Pension Expense	CF	9300004487	11/30/2012	(1,897.69)
50610000	Pension Expense	CF	9300004488	11/30/2012	1,094.86
50610000	Pension Expense	CF	9300004488	11/30/2012	(1,094.86)
50610000	Pension Expense	CF	9300004489	11/30/2012	37.57
50610000	Pension Expense	CF	9300004489	11/30/2012	(37.57)
50610000	Pension Expense	CF	9300004490	11/30/2012	4,483.63
50610000	Pension Expense	CF	9300004490	11/30/2012	(4,483.63)
50610000	Pension Expense	CF	9300004491	11/30/2012	2,663.79
50610000	Pension Expense	CF	9300004491	11/30/2012	(2,663.79)
50610000	Pension Expense	CF	9300004492	11/30/2012	740.44
50610000	Pension Expense	CF	9300004492	11/30/2012	(740.44)
50610000	Pension Expense	CF	9300004493	11/30/2012	681.82
50610000	Pension Expense	CF	9300004493	11/30/2012	(681.82)
50610000	Pension Expense	CF	9300004494	11/30/2012	460.25
50610000	Pension Expense	CF	9300004494	11/30/2012	(460.25)
50610000	Pension Expense	CF	9300004495	11/30/2012	1,531.32

## Kentucky American Water Company

Case No. 2012-00520

Response to PSC DR1, Item 31

Account	Description	Doc Type	Document Number	Posting Date	Amount
50610000	Pension Expense	CF	9300004495	11/30/2012	(1,531.32)
50610000	Pension Expense	CF	9300004496	11/30/2012	660.93
50610000	Pension Expense	CF	9300004496	11/30/2012	(660.93)
50610000	Pension Expense	CF	9300004497	11/30/2012	3,544.93
50610000	Pension Expense	CF	9300004497	11/30/2012	(3,544.93)
50610000	Pension Expense	CF	9300004498	11/30/2012	560.03
50610000	Pension Expense	CF	9300004498	11/30/2012	(560.03)
50610000	Pension Expense	CF	9300004499	11/30/2012	1,483.14
50610000	Pension Expense	CF	9300004499	11/30/2012	(1,483.14)
50610000	Pension Expense	CF	9300004500	11/30/2012	3,654.93
50610000	Pension Expense	CF	9300004500	11/30/2012	(3,654.93)
50610000	Pension Expense	CF	9300004501	11/30/2012	192.31
50610000	Pension Expense	CF	9300004501	11/30/2012	(192.31)
50610000	Pension Expense	CF	9300004502	11/30/2012	57.16
50610000	Pension Expense	CF	9300004502	11/30/2012	(57.16)
50610000	Pension Expense	CF	9300004503	11/30/2012	108.79
50610000	Pension Expense	CF	9300004503	11/30/2012	(108.79)
50610000	Pension Expense	CF	9300004504	11/30/2012	193.32
50610000	Pension Expense	CF	9300004504	11/30/2012	(193.32)
50610000	Pension Expense	CF	9300004505	11/30/2012	36.30
50610000	Pension Expense	CF	9300004505	11/30/2012	(36.30)
50610000	Pension Expense	CF	9300004506	11/30/2012	614.99
50610000	Pension Expense	CF	9300004506	11/30/2012	(614.99)
50610000	Pension Expense	CF	9300004507	11/30/2012	64.10
50610000	Pension Expense	CF	9300004507	11/30/2012	(64.10)
50610000	Pension Expense	CF	9300004508	11/30/2012	179.72
50610000	Pension Expense	CF	9300004508	11/30/2012	(179.72)
50610000	Pension Expense	CF	9300004509	11/30/2012	179.73
50610000	Pension Expense	CF	9300004509	11/30/2012	(179.73)
50610000	Pension Expense	CF	9300004510	11/30/2012	1,226.75
50610000	Pension Expense	CF	9300004510	11/30/2012	(1,226.75)
50610000	Pension Expense	CF	9300004511	11/30/2012	264.79
50610000	Pension Expense	CF	9300004511	11/30/2012	(264.79)
50610000	Pension Expense	CF	9300004512	11/30/2012	3,116.29
50610000	Pension Expense	CF	9300004512	11/30/2012	(3,116.29)
50610000	Pension Expense	CF	9300004513	11/30/2012	177.39
50610000	Pension Expense	CF	9300004513	11/30/2012	(177.39)
50610000	Pension Expense	CF	9300004514	11/30/2012	450.60
50610000	Pension Expense	CF	9300004514	11/30/2012	(450.60)
50610000	Pension Expense	CF	9300004515	11/30/2012	328.39
50610000	Pension Expense	CF	9300004515	11/30/2012	(328.39)
50610000	Pension Expense	CF	9300004516	11/30/2012	736.24
50610000	Pension Expense	CF	9300004516	11/30/2012	(736.24)
50610000	Pension Expense	CF	9300004517	11/30/2012	286.39
50610000	Pension Expense	CF	9300004517	11/30/2012	(286.39)
50610000	Pension Expense	CF	9300004518	11/30/2012	1,172.33
50610000	Pension Expense	CF	9300004518	11/30/2012	(1,172.33)
50610000	Pension Expense	CF	9300004519	11/30/2012	11.00
50610000	Pension Expense	CF	9300004519	11/30/2012	(11.00)
50610000	Pension Expense	CF	9300004520	11/30/2012	709.22
50610000	Pension Expense	CF	9300004520	11/30/2012	(709.22)
50610000	Pension Expense	CF	9300004521	11/30/2012	108.34
50610000	Pension Expense	CF	9300004521	11/30/2012	(108.34)



## Kentucky American Water Company

Case No. 2012-00520

Response to PSC DR1, Item 31

Account	Description	Doc Type	Document Number	Posting Date	Amount
50610000	Pension Expense	CF	9300004522	11/30/2012	695.67
50610000	Pension Expense	CF	9300004522	11/30/2012	(695.67)
50610000	Pension Expense	CF	9300004523	11/30/2012	(17.51)
50610000	Pension Expense	CF	9300004523	11/30/2012	17.51
50610000	Pension Expense	CF	9300004524	11/30/2012	179.73
50610000	Pension Expense	CF	9300004524	11/30/2012	(179.73)
50610000	Pension Expense	CF	9300004525	11/30/2012	104.90
50610000	Pension Expense	CF	9300004525	11/30/2012	(104.90)
50610000	Pension Expense	CF	9300004526	11/30/2012	368.79
50610000	Pension Expense	CF	9300004526	11/30/2012	(368.79)
50610000	Pension Expense	CF	9300004527	11/30/2012	108.34
50610000	Pension Expense	CF	9300004527	11/30/2012	(108.34)
50610000	Pension Expense	CF	9300004528	11/30/2012	48.24
50610000	Pension Expense	CF	9300004528	11/30/2012	(48.24)
50610000	Pension Expense	CF	9300004529	11/30/2012	61.21
50610000	Pension Expense	CF	9300004529	11/30/2012	(61.21)
50610000	Pension Expense	CF	9300004530	11/30/2012	24.85
50610000	Pension Expense	CF	9300004530	11/30/2012	(24.85)
50610000	Pension Expense	CF	9300004531	11/30/2012	65.44
50610000	Pension Expense	CF	9300004531	11/30/2012	(65.44)
50610000	Pension Expense	CF	9300004539	11/30/2012	(2,405.02)
50610000	Pension Expense	CF	9300004539	11/30/2012	2,405.02
50610000	Pension Expense	CF	9300004541	11/30/2012	(36.39)
50610000	Pension Expense	CF	9300004541	11/30/2012	36.39
50610000	Pension Expense	CF	9300004543	11/30/2012	(91.83)
50610000	Pension Expense	CF	9300004543	11/30/2012	91.83
50610000	Pension Expense	CF	9300004546	11/30/2012	(4,483.63)
50610000	Pension Expense	CF	9300004546	11/30/2012	4,483.63
50610000	Pension Expense	CF	9300004551	11/30/2012	(696.50)
50610000	Pension Expense	CF	9300004551	11/30/2012	696.50
50610000	Pension Expense	CF	9300004553	11/30/2012	(1,897.69)
50610000	Pension Expense	CF	9300004553	11/30/2012	1,897.69
50610000	Pension Expense	CF	9300004558	11/30/2012	(2,812.88)
50610000	Pension Expense	CF	9300004558	11/30/2012	2,812.88
50610000	Pension Expense	CF	9300004561	11/30/2012	(604.48)
50610000	Pension Expense	CF	9300004561	11/30/2012	604.48
50610000	Pension Expense	CF	9300004566	11/30/2012	(118.49)
50610000	Pension Expense	CF	9300004566	11/30/2012	118.49
50610000	Pension Expense	CF	9300004568	11/30/2012	(560.03)
50610000	Pension Expense	CF	9300004568	11/30/2012	560.03
50610000	Pension Expense	CF	9300004571	11/30/2012	(37.57)
50610000	Pension Expense	CF	9300004571	11/30/2012	37.57
50610000	Pension Expense	CF	9300004574	11/30/2012	(2,663.79)
50610000	Pension Expense	CF	9300004574	11/30/2012	2,663.79
50610000	Pension Expense	CF	9300004578	11/30/2012	(6,745.75)
50610000	Pension Expense	CF	9300004578	11/30/2012	6,745.75
50610000	Pension Expense	CF	9300004581	11/30/2012	(460.25)
50610000	Pension Expense	CF	9300004581	11/30/2012	460.25
50610000	Pension Expense	CF	9300004583	11/30/2012	(111.17)
50610000	Pension Expense	CF	9300004583	11/30/2012	111.17
50610000	Pension Expense	CF	9300004588	11/30/2012	(3,359.44)
50610000	Pension Expense	CF	9300004588	11/30/2012	3,359.44
50610000	Pension Expense	CF	9300004592	11/30/2012	(1,094.86)

## Kentucky American Water Company

Case No. 2012-00520

Response to PSC DR1, Item 31

Account	Description	Doc Type	Document Number	Posting Date	Amount
50610000	Pension Expense	CF	9300004592	11/30/2012	1,094.86
50610000	Pension Expense	CF	9300004596	11/30/2012	(4,142.54)
50610000	Pension Expense	CF	9300004596	11/30/2012	4,142.54
50610000	Pension Expense	CF	9300004598	11/30/2012	(399.32)
50610000	Pension Expense	CF	9300004598	11/30/2012	399.32
50610000	Pension Expense	CF	9300004600	11/30/2012	(1,531.32)
50610000	Pension Expense	CF	9300004600	11/30/2012	1,531.32
50610000	Pension Expense	CF	9300004602	11/30/2012	(3,544.93)
50610000	Pension Expense	CF	9300004602	11/30/2012	3,544.93
50610000	Pension Expense	CF	9300004606	11/30/2012	(16,445.15)
50610000	Pension Expense	CF	9300004606	11/30/2012	16,445.15
50610000	Pension Expense	CF	9300004609	11/30/2012	(2,593.50)
50610000	Pension Expense	CF	9300004609	11/30/2012	2,593.50
50610000	Pension Expense	CF	9300004611	11/30/2012	(681.82)
50610000	Pension Expense	CF	9300004611	11/30/2012	681.82
50610000	Pension Expense	CF	9300004613	11/30/2012	(660.93)
50610000	Pension Expense	CF	9300004613	11/30/2012	660.93
50610000	Pension Expense	CF	9300004617	11/30/2012	(181.92)
50610000	Pension Expense	CF	9300004617	11/30/2012	181.92
50610000	Pension Expense	CF	9300004619	11/30/2012	(290.86)
50610000	Pension Expense	CF	9300004619	11/30/2012	290.86
50610000	Pension Expense	CF	9300004621	11/30/2012	(244.91)
50610000	Pension Expense	CF	9300004621	11/30/2012	244.91
50610000	Pension Expense	CF	9300004623	11/30/2012	(12,223.91)
50610000	Pension Expense	CF	9300004623	11/30/2012	12,223.91
50610000	Pension Expense	CF	9300004625	11/30/2012	(663.37)
50610000	Pension Expense	CF	9300004625	11/30/2012	663.37
50610000	Pension Expense	CF	9300004628	11/30/2012	(740.44)
50610000	Pension Expense	CF	9300004628	11/30/2012	740.44
50610000	Pension Expense	CF	9300004630	11/30/2012	(1,483.14)
50610000	Pension Expense	CF	9300004630	11/30/2012	1,483.14
50610000	Pension Expense	CF	9300004680	11/30/2012	105.98
50610000	Pension Expense	CF	9300004680	11/30/2012	(105.98)
50610000	Pension Expense	CF	9300004681	11/30/2012	26.44
50610000	Pension Expense	CF	9300004681	11/30/2012	(26.44)
50610000	Pension Expense	CF	9300004682	11/30/2012	8.60
50610000	Pension Expense	CF	9300004682	11/30/2012	(8.60)
50610000	Pension Expense	CF	9300004683	11/30/2012	17.20
50610000	Pension Expense	CF	9300004683	11/30/2012	(17.20)
50610000	Pension Expense	CF	9300004684	11/30/2012	21.51
50610000	Pension Expense	CF	9300004684	11/30/2012	(21.51)
50610000	Pension Expense	CF	9300004694	11/30/2012	(105.98)
50610000	Pension Expense	CF	9300004694	11/30/2012	105.98
50610000	Pension Expense	CF	9300004695	11/30/2012	(26.44)
50610000	Pension Expense	CF	9300004695	11/30/2012	26.44
50610000	Pension Expense	CF	9300004696	11/30/2012	(8.60)
50610000	Pension Expense	CF	9300004696	11/30/2012	8.60
50610000	Pension Expense	CF	9300004697	11/30/2012	(17.20)
50610000	Pension Expense	CF	9300004697	11/30/2012	17.20
50610000	Pension Expense	CF	9300004698	11/30/2012	(21.51)
50610000	Pension Expense	CF	9300004698	11/30/2012	21.51
50610000	Pension Expense	CF	9300004699	11/30/2012	1,752.00
50610000	Pension Expense	CF	9300004699	11/30/2012	(1,752.00)

## Kentucky American Water Company

Case No. 2012-00520

Response to PSC DR1, Item 31

Account	Description	Doc Type	Document Number	Posting Date	Amount
50610000	Pension Expense	CF	9300004700	11/30/2012	167.25
50610000	Pension Expense	CF	9300004700	11/30/2012	(167.25)
50610000	Pension Expense	CF	9300004701	11/30/2012	13,455.68
50610000	Pension Expense	CF	9300004701	11/30/2012	(13,455.68)
50610000	Pension Expense	CF	9300004702	11/30/2012	24.26
50610000	Pension Expense	CF	9300004702	11/30/2012	(24.26)
50610000	Pension Expense	CF	9300004703	11/30/2012	57.25
50610000	Pension Expense	CF	9300004703	11/30/2012	(57.25)
50610000	Pension Expense	CF	9300004704	11/30/2012	1,753.77
50610000	Pension Expense	CF	9300004704	11/30/2012	(1,753.77)
50610000	Pension Expense	CF	9300004705	11/30/2012	1,954.39
50610000	Pension Expense	CF	9300004705	11/30/2012	(1,954.39)
50610000	Pension Expense	CF	9300004706	11/30/2012	673.08
50610000	Pension Expense	CF	9300004706	11/30/2012	(673.08)
50610000	Pension Expense	CF	9300004707	11/30/2012	12,676.37
50610000	Pension Expense	CF	9300004707	11/30/2012	(12,676.37)
50610000	Pension Expense	CF	9300004708	11/30/2012	72.52
50610000	Pension Expense	CF	9300004708	11/30/2012	(72.52)
50610000	Pension Expense	CF	9300004709	11/30/2012	313.74
50610000	Pension Expense	CF	9300004709	11/30/2012	(313.74)
50610000	Pension Expense	CF	9300004710	11/30/2012	47.40
50610000	Pension Expense	CF	9300004710	11/30/2012	(47.40)
50610000	Pension Expense	CF	9300004711	11/30/2012	306.66
50610000	Pension Expense	CF	9300004711	11/30/2012	(306.66)
50610000	Pension Expense	CF	9300004712	11/30/2012	2,601.79
50610000	Pension Expense	CF	9300004712	11/30/2012	(2,601.79)
50610000	Pension Expense	CF	9300004713	11/30/2012	15.72
50610000	Pension Expense	CF	9300004713	11/30/2012	(15.72)
50610000	Pension Expense	CF	9300004714	11/30/2012	1,699.31
50610000	Pension Expense	CF	9300004714	11/30/2012	(1,699.31)
50610000	Pension Expense	CF	9300004715	11/30/2012	1,214.88
50610000	Pension Expense	CF	9300004715	11/30/2012	(1,214.88)
50610000	Pension Expense	CF	9300004716	11/30/2012	478.60
50610000	Pension Expense	CF	9300004716	11/30/2012	(478.60)
50610000	Pension Expense	CF	9300004717	11/30/2012	161.58
50610000	Pension Expense	CF	9300004717	11/30/2012	(161.58)
50610000	Pension Expense	CF	9300004718	11/30/2012	1,308.11
50610000	Pension Expense	CF	9300004718	11/30/2012	(1,308.11)
50610000	Pension Expense	CF	9300004719	11/30/2012	790.81
50610000	Pension Expense	CF	9300004719	11/30/2012	(790.81)
50610000	Pension Expense	CF	9300004720	11/30/2012	82.07
50610000	Pension Expense	CF	9300004720	11/30/2012	(82.07)
50610000	Pension Expense	CF	9300004721	11/30/2012	3,000.51
50610000	Pension Expense	CF	9300004721	11/30/2012	(3,000.51)
50610000	Pension Expense	CF	9300004722	11/30/2012	1,342.93
50610000	Pension Expense	CF	9300004722	11/30/2012	(1,342.93)
50610000	Pension Expense	CF	9300004723	11/30/2012	307.01
50610000	Pension Expense	CF	9300004723	11/30/2012	(307.01)
50610000	Pension Expense	CF	9300004724	11/30/2012	314.98
50610000	Pension Expense	CF	9300004724	11/30/2012	(314.98)
50610000	Pension Expense	CF	9300004725	11/30/2012	202.13
50610000	Pension Expense	CF	9300004725	11/30/2012	(202.13)
50610000	Pension Expense	CF	9300004726	11/30/2012	1,017.21

## Kentucky American Water Company

Case No. 2012-00520

Response to PSC DR1, Item 31

Account	Description	Doc Type	Document Number	Posting Date	Amount
50610000	Pension Expense	CF	9300004726	11/30/2012	(1,017.21)
50610000	Pension Expense	CF	9300004727	11/30/2012	35.32
50610000	Pension Expense	CF	9300004727	11/30/2012	(35.32)
50610000	Pension Expense	CF	9300004728	11/30/2012	216.37
50610000	Pension Expense	CF	9300004728	11/30/2012	(216.37)
50610000	Pension Expense	CF	9300004729	11/30/2012	1,105.55
50610000	Pension Expense	CF	9300004729	11/30/2012	(1,105.55)
50610000	Pension Expense	CF	9300004730	11/30/2012	263.26
50610000	Pension Expense	CF	9300004730	11/30/2012	(263.26)
50610000	Pension Expense	CF	9300004731	11/30/2012	383.06
50610000	Pension Expense	CF	9300004731	11/30/2012	(383.06)
50610000	Pension Expense	CF	9300004732	11/30/2012	3,090.53
50610000	Pension Expense	CF	9300004732	11/30/2012	(3,090.53)
50610000	Pension Expense	CF	9300004733	11/30/2012	24.42
50610000	Pension Expense	CF	9300004733	11/30/2012	(24.42)
50610000	Pension Expense	CF	9300004734	11/30/2012	36.63
50610000	Pension Expense	CF	9300004734	11/30/2012	(36.63)
50610000	Pension Expense	CF	9300004735	11/30/2012	104.51
50610000	Pension Expense	CF	9300004735	11/30/2012	(104.51)
50610000	Pension Expense	CF	9300004736	11/30/2012	120.99
50610000	Pension Expense	CF	9300004736	11/30/2012	(120.99)
50610000	Pension Expense	CF	9300004737	11/30/2012	48.39
50610000	Pension Expense	CF	9300004737	11/30/2012	(48.39)
50610000	Pension Expense	CF	9300004738	11/30/2012	287.00
50610000	Pension Expense	CF	9300004738	11/30/2012	(287.00)
50610000	Pension Expense	CF	9300004739	11/30/2012	61.05
50610000	Pension Expense	CF	9300004739	11/30/2012	(61.05)
50610000	Pension Expense	CF	9300004740	11/30/2012	59.91
50610000	Pension Expense	CF	9300004740	11/30/2012	(59.91)
50610000	Pension Expense	CF	9300004741	11/30/2012	59.90
50610000	Pension Expense	CF	9300004741	11/30/2012	(59.90)
50610000	Pension Expense	CF	9300004742	11/30/2012	214.27
50610000	Pension Expense	CF	9300004742	11/30/2012	(214.27)
50610000	Pension Expense	CF	9300004743	11/30/2012	171.15
50610000	Pension Expense	CF	9300004743	11/30/2012	(171.15)
50610000	Pension Expense	CF	9300004744	11/30/2012	82.57
50610000	Pension Expense	CF	9300004744	11/30/2012	(82.57)
50610000	Pension Expense	CF	9300004745	11/30/2012	387.41
50610000	Pension Expense	CF	9300004745	11/30/2012	(387.41)
50610000	Pension Expense	CF	9300004746	11/30/2012	35.60
50610000	Pension Expense	CF	9300004746	11/30/2012	(35.60)
50610000	Pension Expense	CF	9300004747	11/30/2012	344.25
50610000	Pension Expense	CF	9300004747	11/30/2012	(344.25)
50610000	Pension Expense	CF	9300004748	11/30/2012	162.92
50610000	Pension Expense	CF	9300004748	11/30/2012	(162.92)
50610000	Pension Expense	CF	9300004749	11/30/2012	613.69
50610000	Pension Expense	CF	9300004749	11/30/2012	(613.69)
50610000	Pension Expense	CF	9300004750	11/30/2012	155.28
50610000	Pension Expense	CF	9300004750	11/30/2012	(155.28)
50610000	Pension Expense	CF	9300004751	11/30/2012	232.69
50610000	Pension Expense	CF	9300004751	11/30/2012	(232.69)
50610000	Pension Expense	CF	9300004752	11/30/2012	4.52
50610000	Pension Expense	CF	9300004752	11/30/2012	(4.52)

## Kentucky American Water Company

Case No. 2012-00520

Response to PSC DR1, Item 31

Account	Description	Doc Type	Document Number	Posting Date	Amount
50610000	Pension Expense	CF	9300004753	11/30/2012	399.51
50610000	Pension Expense	CF	9300004753	11/30/2012	(399.51)
50610000	Pension Expense	CF	9300004754	11/30/2012	140.03
50610000	Pension Expense	CF	9300004754	11/30/2012	(140.03)
50610000	Pension Expense	CF	9300004755	11/30/2012	11.67
50610000	Pension Expense	CF	9300004755	11/30/2012	(11.67)
50610000	Pension Expense	CF	9300004756	11/30/2012	6.77
50610000	Pension Expense	CF	9300004756	11/30/2012	(6.77)
50610000	Pension Expense	CF	9300004757	11/30/2012	179.72
50610000	Pension Expense	CF	9300004757	11/30/2012	(179.72)
50610000	Pension Expense	CF	9300004758	11/30/2012	65.29
50610000	Pension Expense	CF	9300004758	11/30/2012	(65.29)
50610000	Pension Expense	CF	9300004759	11/30/2012	6.77
50610000	Pension Expense	CF	9300004759	11/30/2012	(6.77)
50610000	Pension Expense	CF	9300004760	11/30/2012	6.76
50610000	Pension Expense	CF	9300004760	11/30/2012	(6.76)
50610000	Pension Expense	CF	9300004761	11/30/2012	33.12
50610000	Pension Expense	CF	9300004761	11/30/2012	(33.12)
50610000	Pension Expense	CF	9300004762	11/30/2012	20.40
50610000	Pension Expense	CF	9300004762	11/30/2012	(20.40)
50610000	Pension Expense	CF	9300004763	11/30/2012	39.90
50610000	Pension Expense	CF	9300004763	11/30/2012	(39.90)
50610000	Pension Expense	CF	9300004764	11/30/2012	90.29
50610000	Pension Expense	CF	9300004764	11/30/2012	(90.29)
50610000	Pension Expense	CF	9300004765	11/30/2012	32.16
50610000	Pension Expense	CF	9300004765	11/30/2012	(32.16)
50610000	Pension Expense	CF	9300004790	11/30/2012	(1,752.00)
50610000	Pension Expense	CF	9300004790	11/30/2012	1,752.00
50610000	Pension Expense	CF	9300004792	11/30/2012	(24.26)
50610000	Pension Expense	CF	9300004792	11/30/2012	24.26
50610000	Pension Expense	CF	9300004794	11/30/2012	(57.25)
50610000	Pension Expense	CF	9300004794	11/30/2012	57.25
50610000	Pension Expense	CF	9300004799	11/30/2012	(3,000.51)
50610000	Pension Expense	CF	9300004799	11/30/2012	3,000.51
50610000	Pension Expense	CF	9300004806	11/30/2012	(478.60)
50610000	Pension Expense	CF	9300004806	11/30/2012	478.60
50610000	Pension Expense	CF	9300004808	11/30/2012	(1,308.11)
50610000	Pension Expense	CF	9300004808	11/30/2012	1,308.11
50610000	Pension Expense	CF	9300004811	11/30/2012	(1,753.77)
50610000	Pension Expense	CF	9300004811	11/30/2012	1,753.77
50610000	Pension Expense	CF	9300004814	11/30/2012	(673.08)
50610000	Pension Expense	CF	9300004814	11/30/2012	673.08
50610000	Pension Expense	CF	9300004818	11/30/2012	(47.40)
50610000	Pension Expense	CF	9300004818	11/30/2012	47.40
50610000	Pension Expense	CF	9300004820	11/30/2012	(263.26)
50610000	Pension Expense	CF	9300004820	11/30/2012	263.26
50610000	Pension Expense	CF	9300004822	11/30/2012	(82.07)
50610000	Pension Expense	CF	9300004822	11/30/2012	82.07
50610000	Pension Expense	CF	9300004824	11/30/2012	(1,342.93)
50610000	Pension Expense	CF	9300004824	11/30/2012	1,342.93
50610000	Pension Expense	CF	9300004828	11/30/2012	(2,601.79)
50610000	Pension Expense	CF	9300004828	11/30/2012	2,601.79
50610000	Pension Expense	CF	9300004831	11/30/2012	(202.13)

## Kentucky American Water Company

Case No. 2012-00520

Response to PSC DR1, Item 31

Account	Description	Doc Type	Document Number	Posting Date	Amount
50610000	Pension Expense	CF	9300004831	11/30/2012	202.13
50610000	Pension Expense	CF	9300004833	11/30/2012	(35.32)
50610000	Pension Expense	CF	9300004833	11/30/2012	35.32
50610000	Pension Expense	CF	9300004835	11/30/2012	(15.72)
50610000	Pension Expense	CF	9300004835	11/30/2012	15.72
50610000	Pension Expense	CF	9300004840	11/30/2012	(1,699.31)
50610000	Pension Expense	CF	9300004840	11/30/2012	1,699.31
50610000	Pension Expense	CF	9300004844	11/30/2012	(790.81)
50610000	Pension Expense	CF	9300004844	11/30/2012	790.81
50610000	Pension Expense	CF	9300004847	11/30/2012	(1,954.39)
50610000	Pension Expense	CF	9300004847	11/30/2012	1,954.39
50610000	Pension Expense	CF	9300004849	11/30/2012	(306.66)
50610000	Pension Expense	CF	9300004849	11/30/2012	306.66
50610000	Pension Expense	CF	9300004851	11/30/2012	(1,017.21)
50610000	Pension Expense	CF	9300004851	11/30/2012	1,017.21
50610000	Pension Expense	CF	9300004853	11/30/2012	(1,105.55)
50610000	Pension Expense	CF	9300004853	11/30/2012	1,105.55
50610000	Pension Expense	CF	9300004857	11/30/2012	(13,455.68)
50610000	Pension Expense	CF	9300004857	11/30/2012	13,455.68
50610000	Pension Expense	CF	9300004860	11/30/2012	(1,214.88)
50610000	Pension Expense	CF	9300004860	11/30/2012	1,214.88
50610000	Pension Expense	CF	9300004862	11/30/2012	(314.98)
50610000	Pension Expense	CF	9300004862	11/30/2012	314.98
50610000	Pension Expense	CF	9300004864	11/30/2012	(216.37)
50610000	Pension Expense	CF	9300004864	11/30/2012	216.37
50610000	Pension Expense	CF	9300004868	11/30/2012	(72.52)
50610000	Pension Expense	CF	9300004868	11/30/2012	72.52
50610000	Pension Expense	CF	9300004870	11/30/2012	(161.58)
50610000	Pension Expense	CF	9300004870	11/30/2012	161.58
50610000	Pension Expense	CF	9300004872	11/30/2012	(167.25)
50610000	Pension Expense	CF	9300004872	11/30/2012	167.25
50610000	Pension Expense	CF	9300004874	11/30/2012	(12,676.37)
50610000	Pension Expense	CF	9300004874	11/30/2012	12,676.37
50610000	Pension Expense	CF	9300004876	11/30/2012	(313.74)
50610000	Pension Expense	CF	9300004876	11/30/2012	313.74
50610000	Pension Expense	CF	9300004878	11/30/2012	(307.01)
50610000	Pension Expense	CF	9300004878	11/30/2012	307.01
50610000	Pension Expense	CF	9300004880	11/30/2012	(383.06)
50610000	Pension Expense	CF	9300004880	11/30/2012	383.06
50610100	Pension Cap Credits	UT	9300004787	11/30/2012	(24.42)
50610100	Pension Cap Credits	UT	9300004535	11/30/2012	(3,351.80)
50610100	Pension Cap Credits	UT	9300004786	11/30/2012	(3,090.53)
50610100	Pension Cap Credits	UT	9300004533	11/30/2012	(211.85)
50610100	Pension Cap Credits	UT	9300004780	11/30/2012	(36.63)
50610100	Pension Cap Credits	UZ	2000000524	11/30/2012	(287.00)
50610100	Pension Cap Credits	UZ	2000000524	11/30/2012	(48.39)
50610100	Pension Cap Credits	UZ	2000000524	11/30/2012	(120.99)
50610100	Pension Cap Credits	UZ	2000000524	11/30/2012	(104.51)
50610100	Pension Cap Credits	UZ	2000000524	11/30/2012	(32.16)
50610100	Pension Cap Credits	UZ	2000000524	11/30/2012	(61.05)
50610100	Pension Cap Credits	CS	9300004534	11/30/2012	(514.48)
50610100	Pension Cap Credits	CS	9300004785	11/30/2012	(179.73)
50610100	Pension Cap Credits	UZ	2000000524	11/30/2012	(59.90)

## Kentucky American Water Company

Case No. 2012-00520

Response to PSC DR1, Item 31

Account	Description	Doc Type	Document Number	Posting Date	Amount
50610100	Pension Cap Credits	UZ	2000000524	11/30/2012	(59.91)
50610100	Pension Cap Credits	UZ	2000000524	11/30/2012	(82.57)
50610100	Pension Cap Credits	UZ	2000000524	11/30/2012	(171.15)
50610100	Pension Cap Credits	UZ	2000000524	11/30/2012	(214.27)
50610100	Pension Cap Credits	UZ	2000000524	11/30/2012	(387.41)
50610100	Pension Cap Credits	UZ	2000000524	11/30/2012	(35.60)
50610100	Pension Cap Credits	UZ	2000000524	11/30/2012	(344.25)
50610100	Pension Cap Credits	UZ	2000000524	11/30/2012	(162.92)
50610100	Pension Cap Credits	UZ	2000000524	11/30/2012	(613.69)
50610100	Pension Cap Credits	UZ	2000000524	11/30/2012	(155.28)
50610100	Pension Cap Credits	UZ	2000000524	11/30/2012	(399.51)
50610100	Pension Cap Credits	UZ	2000000524	11/30/2012	(4.52)
50610100	Pension Cap Credits	UZ	2000000524	11/30/2012	(232.69)
50610100	Pension Cap Credits	UZ	2000000524	11/30/2012	(140.03)
50610100	Pension Cap Credits	UZ	2000000524	11/30/2012	(11.67)
50610100	Pension Cap Credits	UZ	2000000524	11/30/2012	(90.29)
50610100	Pension Cap Credits	UZ	2000000524	11/30/2012	(6.77)
50610100	Pension Cap Credits	UZ	2000000524	11/30/2012	(6.77)
50610100	Pension Cap Credits	UZ	2000000524	11/30/2012	(6.76)
50610100	Pension Cap Credits	UZ	2000000524	11/30/2012	(33.12)
50610100	Pension Cap Credits	UZ	2000000524	11/30/2012	(20.40)
50610100	Pension Cap Credits	UZ	2000000524	11/30/2012	(39.90)
50610100	Pension Cap Credits	UZ	2000000524	11/30/2012	(179.72)
50610100	Pension Cap Credits	UZ	2000000524	11/30/2012	(65.29)
51010000	Purchased Water	SV	100002000	11/30/2012	10,546.00
51010000	Purchased Water	SV	100002000	11/30/2012	4,011.00
51010000	Purchased Water	SV	100002000	11/30/2012	7,876.00
51010000	Purchased Water	SV	100002000	11/30/2012	2,899.00
51010000	Purchased Water	CF	9300004362	11/30/2012	(14,552.86)
51010000	Purchased Water	CF	9300004362	11/30/2012	14,552.86
51010000	Purchased Water	CF	9300004438	11/30/2012	(9,575.10)
51010000	Purchased Water	CF	9300004438	11/30/2012	9,575.10
51010000	Purchased Water	CF	9300004549	11/30/2012	29,764.03
51010000	Purchased Water	CF	9300004549	11/30/2012	(29,764.03)
51010000	Purchased Water	CF	9300004632	11/30/2012	21,231.00
51010000	Purchased Water	CF	9300004632	11/30/2012	(21,231.00)
51010000	Purchased Water	CF	9300004804	11/30/2012	(12,346.73)
51010000	Purchased Water	CF	9300004804	11/30/2012	12,346.73
51010000	Purchased Water	CF	9300004881	11/30/2012	(8,653.35)
51010000	Purchased Water	CF	9300004881	11/30/2012	8,653.35
51010000	Purchased Water	CF	9300005767	11/30/2012	(14,786.00)
51010000	Purchased Water	CF	9300005767	11/30/2012	14,786.00
51010000	Purchased Water	CF	9300005777	11/30/2012	(10,546.00)
51010000	Purchased Water	CF	9300005777	11/30/2012	10,546.00
51015000	Purchased Water I/C	SA	100001930	11/30/2012	1,375.79
51015000	Purchased Water I/C	SA	100001930	11/30/2012	739.01
51110000	Waste Disposal	SV	100001935	11/30/2012	2,349.55
51110000	Waste Disposal	WA	5000003456	11/30/2012	1,512.84
51110000	Waste Disposal	WA	5000003456	11/30/2012	1,732.59
51110000	Waste Disposal	CF	9300004438	11/30/2012	(2,013.97)
51110000	Waste Disposal	CF	9300004438	11/30/2012	2,013.97
51110000	Waste Disposal	CF	9300004632	11/30/2012	2,909.55
51110000	Waste Disposal	CF	9300004632	11/30/2012	(2,909.55)

## Kentucky American Water Company

Case No. 2012-00520

Response to PSC DR1, Item 31

Account	Description	Doc Type	Document Number	Posting Date	Amount
51110000	Waste Disposal	CF	9300004790	11/30/2012	32,181.12
51110000	Waste Disposal	CF	9300004790	11/30/2012	(32,181.12)
51110000	Waste Disposal	CF	9300004857	11/30/2012	(49,471.63)
51110000	Waste Disposal	CF	9300004857	11/30/2012	49,471.63
51110000	Waste Disposal	CF	9300004967	11/30/2012	(2,349.55)
51110000	Waste Disposal	CF	9300004967	11/30/2012	2,349.55
51110000	Waste Disposal	SR	9600000097	11/30/2012	6,250.00
51110000	Waste Disposal	SR	9600000098	11/30/2012	1,000.00
51120000	Amort Waste Disposal	CF	9300004857	11/30/2012	(8,333.33)
51120000	Amort Waste Disposal	CF	9300004857	11/30/2012	8,333.33
51120000	Amort Waste Disposal	SR	9600000104	11/30/2012	8,333.33
51510000	Purchased Power	SV	100001935	11/30/2012	708.80
51510000	Purchased Power	SV	100001935	11/30/2012	241.03
51510000	Purchased Power	SV	100001935	11/30/2012	297,246.08
51510000	Purchased Power	SV	100001935	11/30/2012	347.12
51510000	Purchased Power	SV	100001935	11/30/2012	42,885.41
51510000	Purchased Power	SV	100001935	11/30/2012	1,842.25
51510000	Purchased Power	SV	100001935	11/30/2012	8,693.46
51510000	Purchased Power	SV	100001935	11/30/2012	10.95
51510000	Purchased Power	SV	100002001	11/30/2012	(844.28)
51510000	Purchased Power	SV	100002001	11/30/2012	(31,418.49)
51510000	Purchased Power	SV	100002001	11/30/2012	4,838.25
51510000	Purchased Power	SV	100002001	11/30/2012	(2,700.59)
51510000	Purchased Power	SV	100002003	11/30/2012	(13.16)
51510000	Purchased Power	SV	100002003	11/30/2012	(60.25)
51510000	Purchased Power	SV	100002003	11/30/2012	(4,784.69)
51510000	Purchased Power	SV	100002003	11/30/2012	(471.22)
51510000	Purchased Power	SV	100002003	11/30/2012	(0.93)
51510000	Purchased Power	SV	100002003	11/30/2012	(2.41)
51510000	Purchased Power	CS	9300004631	11/30/2012	(3,625.35)
51510000	Purchased Power	CS	9300004667	11/30/2012	(6,380.62)
51510000	Purchased Power	CS	9300004642	11/30/2012	(870.08)
51510000	Purchased Power	CS	9300004439	11/30/2012	(30,082.17)
51510000	Purchased Power	CS	9300004633	11/30/2012	37,116.00
51510000	Purchased Power	CS	9300004882	11/30/2012	(1,940.91)
51510000	Purchased Power	CS	9300004968	11/30/2012	(42,885.41)
51510000	Purchased Power	CS	9300005779	11/30/2012	(2,137.66)
51510000	Purchased Power	CS	9300004556	11/30/2012	0.05
51510000	Purchased Power	CS	9300004910	11/30/2012	(241.03)
51510000	Purchased Power	CS	9300005768	11/30/2012	13.16
51510000	Purchased Power	CS	9300004376	11/30/2012	(719.93)
51510000	Purchased Power	CS	9300004569	11/30/2012	840.89
51510000	Purchased Power	CS	9300004921	11/30/2012	(708.80)
51510000	Purchased Power	CS	9300005772	11/30/2012	60.25
51510000	Purchased Power	CS	9300004411	11/30/2012	(184,989.85)
51510000	Purchased Power	CS	9300004605	11/30/2012	233,520.32
51510000	Purchased Power	CS	9300004948	11/30/2012	(297,246.08)
51510000	Purchased Power	CS	9300005775	11/30/2012	4,784.69
51510000	Purchased Power	CS	9300005778	11/30/2012	32,262.77
51510000	Purchased Power	CS	9300004347	11/30/2012	(3,044.70)
51510000	Purchased Power	CS	9300004538	11/30/2012	2,626.13
51510000	Purchased Power	CS	9300004894	11/30/2012	(8,693.46)
51510000	Purchased Power	CS	9300005766	11/30/2012	471.22



## Kentucky American Water Company

Case No. 2012-00520

Response to PSC DR1, Item 31

Account	Description	Doc Type	Document Number	Posting Date	Amount
51510000	Purchased Power	CS	9300004547	11/30/2012	(594.91)
51510000	Purchased Power	CS	9300004900	11/30/2012	(1,842.25)
51510000	Purchased Power	CS	9300004563	11/30/2012	10.13
51510000	Purchased Power	CS	9300004816	11/30/2012	(21.86)
51510000	Purchased Power	CS	9300004916	11/30/2012	(10.95)
51510000	Purchased Power	CS	9300005770	11/30/2012	0.93
51510000	Purchased Power	CS	9300004382	11/30/2012	(24.44)
51510000	Purchased Power	CS	9300004576	11/30/2012	114.36
51510000	Purchased Power	CS	9300004648	11/30/2012	(130.40)
51510000	Purchased Power	CS	9300004926	11/30/2012	(347.12)
51510000	Purchased Power	CS	9300005773	11/30/2012	2.41
51510011	Purchased Power SS	CS	9300004631	11/30/2012	3,625.35
51510011	Purchased Power SS	CS	9300004667	11/30/2012	6,380.62
51510011	Purchased Power SS	CS	9300004642	11/30/2012	870.08
51510012	Purchased Power P	CS	9300004439	11/30/2012	30,082.17
51510012	Purchased Power P	CS	9300004633	11/30/2012	(37,116.00)
51510012	Purchased Power P	CS	9300004882	11/30/2012	1,940.91
51510012	Purchased Power P	CS	9300004968	11/30/2012	42,885.41
51510012	Purchased Power P	CS	9300005779	11/30/2012	2,137.66
51510012	Purchased Power P	CS	9300004556	11/30/2012	(0.05)
51510012	Purchased Power P	CS	9300004910	11/30/2012	241.03
51510012	Purchased Power P	CS	9300005768	11/30/2012	(13.16)
51510012	Purchased Power P	CS	9300004376	11/30/2012	719.93
51510012	Purchased Power P	CS	9300004569	11/30/2012	(840.89)
51510012	Purchased Power P	CS	9300004921	11/30/2012	708.80
51510012	Purchased Power P	CS	9300005772	11/30/2012	(60.25)
51510013	Purchased Power WT	CS	9300004411	11/30/2012	184,989.85
51510013	Purchased Power WT	CS	9300004605	11/30/2012	(233,520.32)
51510013	Purchased Power WT	CS	9300004948	11/30/2012	297,246.08
51510013	Purchased Power WT	CS	9300005775	11/30/2012	(4,784.69)
51510013	Purchased Power WT	CS	9300005778	11/30/2012	(32,262.77)
51510013	Purchased Power WT	CS	9300004347	11/30/2012	3,044.70
51510013	Purchased Power WT	CS	9300004538	11/30/2012	(2,626.13)
51510013	Purchased Power WT	CS	9300004894	11/30/2012	8,693.46
51510013	Purchased Power WT	CS	9300005766	11/30/2012	(471.22)
51510013	Purchased Power WT	CS	9300004547	11/30/2012	594.91
51510013	Purchased Power WT	CS	9300004900	11/30/2012	1,842.25
51510014	Purchased Power TD	CS	9300004563	11/30/2012	(10.13)
51510014	Purchased Power TD	CS	9300004816	11/30/2012	21.86
51510014	Purchased Power TD	CS	9300004916	11/30/2012	10.95
51510014	Purchased Power TD	CS	9300005770	11/30/2012	(0.93)
51510014	Purchased Power TD	CS	9300004382	11/30/2012	24.44
51510014	Purchased Power TD	CS	9300004576	11/30/2012	(114.36)
51510014	Purchased Power TD	CS	9300004648	11/30/2012	130.40
51510014	Purchased Power TD	CS	9300004926	11/30/2012	347.12
51510014	Purchased Power TD	CS	9300005773	11/30/2012	(2.41)
51800000	Chemicals	SV	100002018	11/30/2012	633.92
51800000	Chemicals	WA	5000003453	11/30/2012	2,439.04
51800000	Chemicals	WA	5000003453	11/30/2012	2,127.81
51800000	Chemicals	WA	5000003453	11/30/2012	3,723.14
51800000	Chemicals	WA	5000003453	11/30/2012	2,796.38
51800000	Chemicals	WA	5000003453	11/30/2012	23,318.91
51800000	Chemicals	WA	5000003453	11/30/2012	3,028.15

## Kentucky American Water Company

Case No. 2012-00520

Response to PSC DR1, Item 31

Account	Description	Doc Type	Document Number	Posting Date	Amount
51800000	Chemicals	WA	5000003453	11/30/2012	4,954.95
51800000	Chemicals	WA	5000003453	11/30/2012	108.92
51800000	Chemicals	WA	5000003453	11/30/2012	1,512.83
51800000	Chemicals	WA	5000003453	11/30/2012	1,732.59
51800000	Chemicals	WA	5000003455	11/30/2012	(1,512.84)
51800000	Chemicals	WA	5000003455	11/30/2012	(1,732.59)
51800000	Chemicals	WA	5000003471	11/30/2012	31.95
51800000	Chemicals	WA	5000003471	11/30/2012	256.32
51800000	Chemicals	CF	9300004660	11/30/2012	1,310.90
51800000	Chemicals	CF	9300004660	11/30/2012	(1,310.90)
51800000	Chemicals	CF	9300004790	11/30/2012	(7,596.01)
51800000	Chemicals	CF	9300004790	11/30/2012	7,596.01
51800000	Chemicals	CF	9300004801	11/30/2012	(288.27)
51800000	Chemicals	CF	9300004801	11/30/2012	288.27
51800000	Chemicals	CF	9300004803	11/30/2012	(1,358.67)
51800000	Chemicals	CF	9300004803	11/30/2012	1,358.67
51800000	Chemicals	CF	9300004857	11/30/2012	(108,400.30)
51800000	Chemicals	CF	9300004857	11/30/2012	108,400.30
51800000	Chemicals	CF	9300005797	11/30/2012	(633.92)
51800000	Chemicals	CF	9300005797	11/30/2012	633.92
52000000	M&S Expense (O&M)	SA	100001839	11/30/2012	1,878.56
52000000	M&S Expense (O&M)	SA	100001873	11/30/2012	41.05
52000000	M&S Expense (O&M)	SA	100001873	11/30/2012	(41.05)
52000000	M&S Expense (O&M)	SA	100001873	11/30/2012	104.14
52000000	M&S Expense (O&M)	SA	100001873	11/30/2012	(104.14)
52000000	M&S Expense (O&M)	SA	100001873	11/30/2012	9.15
52000000	M&S Expense (O&M)	SA	100001873	11/30/2012	(9.15)
52000000	M&S Expense (O&M)	SN	100001923	11/30/2012	(57.43)
52000000	M&S Expense (O&M)	SN	100001923	11/30/2012	(38.18)
52000000	M&S Expense (O&M)	SN	100001923	11/30/2012	(28.40)
52000000	M&S Expense (O&M)	SN	100001923	11/30/2012	(44.63)
52000000	M&S Expense (O&M)	SN	100001923	11/30/2012	(81.33)
52000000	M&S Expense (O&M)	SN	100001923	11/30/2012	(44.82)
52000000	M&S Expense (O&M)	SN	100001923	11/30/2012	(150.76)
52000000	M&S Expense (O&M)	SN	100001923	11/30/2012	(256.95)
52000000	M&S Expense (O&M)	SA	100001924	11/30/2012	780.88
52000000	M&S Expense (O&M)	SV	100001994	11/30/2012	5,000.00
52000000	M&S Expense (O&M)	SV	100001994	11/30/2012	4,600.00
52000000	M&S Expense (O&M)	SV	100002018	11/30/2012	1,200.62
52000000	M&S Expense (O&M)	SV	100002018	11/30/2012	233.86
52000000	M&S Expense (O&M)	SV	100002018	11/30/2012	3,595.50
52000000	M&S Expense (O&M)	SV	100002018	11/30/2012	1,349.74
52000000	M&S Expense (O&M)	SV	100002018	11/30/2012	375.00
52000000	M&S Expense (O&M)	SV	100002018	11/30/2012	21.20
52000000	M&S Expense (O&M)	SV	100002018	11/30/2012	629.88
52000000	M&S Expense (O&M)	SV	100002018	11/30/2012	4,079.73
52000000	M&S Expense (O&M)	WA	5000003498	11/30/2012	2,044.25
52000000	M&S Expense (O&M)	WA	5000003498	11/30/2012	2,708.28
52000000	M&S Expense (O&M)	WA	5000003499	11/30/2012	(2,708.28)
52000000	M&S Expense (O&M)	WA	5000003500	11/30/2012	1,354.14
52000000	M&S Expense (O&M)	WA	5000003500	11/30/2012	1,078.91
52000000	M&S Expense (O&M)	WA	5000003501	11/30/2012	6.59
52000000	M&S Expense (O&M)	WA	5000003501	11/30/2012	283.57

## Kentucky American Water Company

Case No. 2012-00520

Response to PSC DR1, Item 31

Account	Description	Doc Type	Document Number	Posting Date	Amount
52000000	M&S Expense (O&M)	WA	5000003501	11/30/2012	27.24
52000000	M&S Expense (O&M)	WA	5000003501	11/30/2012	10.45
52000000	M&S Expense (O&M)	WA	5000003501	11/30/2012	66.41
52000000	M&S Expense (O&M)	WA	5000003501	11/30/2012	512.22
52000000	M&S Expense (O&M)	WA	5000003501	11/30/2012	44.63
52000000	M&S Expense (O&M)	WA	5000003501	11/30/2012	162.66
52000000	M&S Expense (O&M)	WA	5000003501	11/30/2012	88.43
52000000	M&S Expense (O&M)	WA	5000003501	11/30/2012	94.42
52000000	M&S Expense (O&M)	WA	5000003501	11/30/2012	59.05
52000000	M&S Expense (O&M)	WA	5000003501	11/30/2012	31.86
52000000	M&S Expense (O&M)	WA	5000003501	11/30/2012	5.99
52000000	M&S Expense (O&M)	WA	5000003501	11/30/2012	66.86
52000000	M&S Expense (O&M)	WA	5000003501	11/30/2012	15.04
52000000	M&S Expense (O&M)	WA	5000003501	11/30/2012	672.28
52000000	M&S Expense (O&M)	WA	5000003501	11/30/2012	2,511.04
52000000	M&S Expense (O&M)	WA	5000003501	11/30/2012	209.00
52000000	M&S Expense (O&M)	WA	5000003501	11/30/2012	84.04
52000000	M&S Expense (O&M)	WA	5000003501	11/30/2012	45.87
52000000	M&S Expense (O&M)	WA	5000003501	11/30/2012	396.83
52000000	M&S Expense (O&M)	WA	5000003501	11/30/2012	1,288.38
52000000	M&S Expense (O&M)	WA	5000003501	11/30/2012	45.32
52000000	M&S Expense (O&M)	WA	5000003501	11/30/2012	866.67
52000000	M&S Expense (O&M)	WA	5000003501	11/30/2012	213.19
52000000	M&S Expense (O&M)	WA	5000003501	11/30/2012	25.14
52000000	M&S Expense (O&M)	WA	5000003501	11/30/2012	21.56
52000000	M&S Expense (O&M)	WA	5000003501	11/30/2012	216.64
52000000	M&S Expense (O&M)	WA	5000003501	11/30/2012	17.90
52000000	M&S Expense (O&M)	WA	5000003501	11/30/2012	17.73
52000000	M&S Expense (O&M)	WA	5000003501	11/30/2012	28.45
52000000	M&S Expense (O&M)	WA	5000003501	11/30/2012	9.65
52000000	M&S Expense (O&M)	WA	5000003501	11/30/2012	24.09
52000000	M&S Expense (O&M)	WA	5000003501	11/30/2012	15.45
52000000	M&S Expense (O&M)	WA	5000003501	11/30/2012	64.37
52000000	M&S Expense (O&M)	WA	5000003501	11/30/2012	23.17
52000000	M&S Expense (O&M)	WA	5000003501	11/30/2012	129.13
52000000	M&S Expense (O&M)	WA	5000003501	11/30/2012	9.70
52000000	M&S Expense (O&M)	WA	5000003501	11/30/2012	60.47
52000000	M&S Expense (O&M)	WA	5000003501	11/30/2012	207.40
52000000	M&S Expense (O&M)	WA	5000003501	11/30/2012	378.89
52000000	M&S Expense (O&M)	WA	5000003501	11/30/2012	33.49
52000000	M&S Expense (O&M)	WA	5000003501	11/30/2012	22.30
52000000	M&S Expense (O&M)	WA	5000003501	11/30/2012	180.60
52000000	M&S Expense (O&M)	WA	5000003501	11/30/2012	57.43
52000000	M&S Expense (O&M)	WA	5000003501	11/30/2012	93.85
52000000	M&S Expense (O&M)	WA	5000003501	11/30/2012	721.98
52000000	M&S Expense (O&M)	WA	5000003502	11/30/2012	(75.41)
52000000	M&S Expense (O&M)	WA	5000003502	11/30/2012	(858.92)
52000000	M&S Expense (O&M)	WA	5000003502	11/30/2012	(313.02)
52000000	M&S Expense (O&M)	WA	5000003502	11/30/2012	(179.27)
52000000	M&S Expense (O&M)	WA	5000003502	11/30/2012	(99.25)
52000000	M&S Expense (O&M)	WA	5000003502	11/30/2012	(5.40)
52000000	M&S Expense (O&M)	WA	5000003502	11/30/2012	(6.17)
52000000	M&S Expense (O&M)	WA	5000003502	11/30/2012	(22.55)

## Kentucky American Water Company

Case No. 2012-00520

Response to PSC DR1, Item 31

Account	Description	Doc Type	Document Number	Posting Date	Amount
52000000	M&S Expense (O&M)	WA	5000003502	11/30/2012	(25.49)
52000000	M&S Expense (O&M)	WA	5000003502	11/30/2012	(20.90)
52000000	M&S Expense (O&M)	WA	5000003502	11/30/2012	(17.96)
52000000	M&S Expense (O&M)	WA	5000003502	11/30/2012	(33.43)
52000000	M&S Expense (O&M)	WA	5000003502	11/30/2012	(170.07)
52000000	M&S Expense (O&M)	WA	5000003502	11/30/2012	(283.57)
52000000	M&S Expense (O&M)	WA	5000003502	11/30/2012	(45.87)
52000000	M&S Expense (O&M)	WA	5000003502	11/30/2012	(35.37)
52000000	M&S Expense (O&M)	WA	5000003502	11/30/2012	(94.42)
52000000	M&S Expense (O&M)	WA	5000003502	11/30/2012	(346.67)
52000000	M&S Expense (O&M)	WA	5000003502	11/30/2012	(60.47)
52000000	M&S Expense (O&M)	WA	5000003502	11/30/2012	(10.45)
52000000	M&S Expense (O&M)	WA	5000003502	11/30/2012	(66.41)
52000000	M&S Expense (O&M)	WA	5000003502	11/30/2012	(5.40)
52000000	M&S Expense (O&M)	WA	5000003502	11/30/2012	(29.52)
52000000	M&S Expense (O&M)	WA	5000003502	11/30/2012	(21.56)
52000000	M&S Expense (O&M)	WA	5000003502	11/30/2012	(6.17)
52000000	M&S Expense (O&M)	WA	5000003502	11/30/2012	(91.12)
52000000	M&S Expense (O&M)	WA	5000003503	11/30/2012	75.41
52000000	M&S Expense (O&M)	WA	5000003503	11/30/2012	858.92
52000000	M&S Expense (O&M)	WA	5000003503	11/30/2012	313.02
52000000	M&S Expense (O&M)	WA	5000003503	11/30/2012	179.27
52000000	M&S Expense (O&M)	WA	5000003503	11/30/2012	99.25
52000000	M&S Expense (O&M)	WA	5000003503	11/30/2012	5.40
52000000	M&S Expense (O&M)	WA	5000003503	11/30/2012	6.17
52000000	M&S Expense (O&M)	WA	5000003503	11/30/2012	22.55
52000000	M&S Expense (O&M)	WA	5000003503	11/30/2012	25.49
52000000	M&S Expense (O&M)	WA	5000003503	11/30/2012	20.90
52000000	M&S Expense (O&M)	WA	5000003503	11/30/2012	17.96
52000000	M&S Expense (O&M)	WA	5000003503	11/30/2012	33.43
52000000	M&S Expense (O&M)	WA	5000003504	11/30/2012	69.50
52000000	M&S Expense (O&M)	WA	5000003505	11/30/2012	170.07
52000000	M&S Expense (O&M)	WA	5000003505	11/30/2012	283.57
52000000	M&S Expense (O&M)	WA	5000003505	11/30/2012	45.87
52000000	M&S Expense (O&M)	WA	5000003505	11/30/2012	35.37
52000000	M&S Expense (O&M)	WA	5000003505	11/30/2012	94.42
52000000	M&S Expense (O&M)	WA	5000003505	11/30/2012	346.67
52000000	M&S Expense (O&M)	WA	5000003505	11/30/2012	60.47
52000000	M&S Expense (O&M)	WA	5000003505	11/30/2012	10.45
52000000	M&S Expense (O&M)	WA	5000003505	11/30/2012	66.41
52000000	M&S Expense (O&M)	WA	5000003505	11/30/2012	5.40
52000000	M&S Expense (O&M)	WA	5000003505	11/30/2012	29.52
52000000	M&S Expense (O&M)	WA	5000003505	11/30/2012	21.56
52000000	M&S Expense (O&M)	WA	5000003505	11/30/2012	6.17
52000000	M&S Expense (O&M)	WA	5000003505	11/30/2012	91.12
52000000	M&S Expense (O&M)	WA	5000003506	11/30/2012	150.76
52000000	M&S Expense (O&M)	WA	5000003507	11/30/2012	61.35
52000000	M&S Expense (O&M)	WA	5000003508	11/30/2012	5.67
52000000	M&S Expense (O&M)	WA	5000003508	11/30/2012	22.14
52000000	M&S Expense (O&M)	WA	5000003509	11/30/2012	8.67
52000000	M&S Expense (O&M)	WA	5000003509	11/30/2012	16.06
52000000	M&S Expense (O&M)	WA	5000003509	11/30/2012	8.67
52000000	M&S Expense (O&M)	WA	5000003509	11/30/2012	16.06

Kentucky American Water Company  
Case No. 2012-00520  
Response to PSC DR1, Item 31

Account	Description	Doc Type	Document Number	Posting Date	Amount
52000000	M&S Expense (O&M)	WA	5000003510	11/30/2012	837.01
52000000	M&S Expense (O&M)	WA	5000003510	11/30/2012	72.21
52000000	M&S Expense (O&M)	WA	5000003511	11/30/2012	837.01
52000000	M&S Expense (O&M)	WA	5000003512	11/30/2012	378.89
52000000	M&S Expense (O&M)	WA	5000003512	11/30/2012	41.48
52000000	M&S Expense (O&M)	WA	5000003512	11/30/2012	71.06
52000000	M&S Expense (O&M)	WA	5000003513	11/30/2012	108.30
52000000	M&S Expense (O&M)	WA	5000003513	11/30/2012	22.30
52000000	M&S Expense (O&M)	WA	5000003514	11/30/2012	197.03
52000000	M&S Expense (O&M)	WA	5000003514	11/30/2012	365.72
52000000	M&S Expense (O&M)	WA	5000003515	11/30/2012	5.67
52000000	M&S Expense (O&M)	WA	5000003515	11/30/2012	61.35
52000000	M&S Expense (O&M)	WA	5000003515	11/30/2012	28.46
52000000	M&S Expense (O&M)	WA	5000003515	11/30/2012	44.82
52000000	M&S Expense (O&M)	WA	5000003516	11/30/2012	19.85
52000000	M&S Expense (O&M)	WA	5000003516	11/30/2012	14.23
52000000	M&S Expense (O&M)	WA	5000003516	11/30/2012	5.99
52000000	M&S Expense (O&M)	WA	5000003517	11/30/2012	128.07
52000000	M&S Expense (O&M)	WA	5000003517	11/30/2012	6.59
52000000	M&S Expense (O&M)	WA	5000003517	11/30/2012	15.04
52000000	M&S Expense (O&M)	WA	5000003518	11/30/2012	128.07
52000000	M&S Expense (O&M)	WA	5000003518	11/30/2012	7.91
52000000	M&S Expense (O&M)	WA	5000003519	11/30/2012	42.14
52000000	M&S Expense (O&M)	WA	5000003519	11/30/2012	26.00
52000000	M&S Expense (O&M)	WA	5000003519	11/30/2012	45.87
52000000	M&S Expense (O&M)	WA	5000003519	11/30/2012	8.75
52000000	M&S Expense (O&M)	WA	5000003519	11/30/2012	23.61
52000000	M&S Expense (O&M)	WA	5000003519	11/30/2012	216.60
52000000	M&S Expense (O&M)	WA	5000003528	11/30/2012	(14.50)
52000000	M&S Expense (O&M)	WA	5000003528	11/30/2012	(31.19)
52000000	M&S Expense (O&M)	WA	5000003528	11/30/2012	(28.46)
52000000	M&S Expense (O&M)	WA	5000003528	11/30/2012	(23.61)
52000000	M&S Expense (O&M)	WA	5000003528	11/30/2012	(22.14)
52000000	M&S Expense (O&M)	WA	5000003528	11/30/2012	(5.99)
52000000	M&S Expense (O&M)	WA	5000003528	11/30/2012	(15.04)
52000000	M&S Expense (O&M)	WA	5000003528	11/30/2012	(44.82)
52000000	M&S Expense (O&M)	WA	5000003528	11/30/2012	(1,674.02)
52000000	M&S Expense (O&M)	WA	5000003528	11/30/2012	(45.87)
52000000	M&S Expense (O&M)	WA	5000003528	11/30/2012	(122.70)
52000000	M&S Expense (O&M)	WA	5000003528	11/30/2012	(150.76)
52000000	M&S Expense (O&M)	WA	5000003528	11/30/2012	(43.33)
52000000	M&S Expense (O&M)	WA	5000003528	11/30/2012	(71.06)
52000000	M&S Expense (O&M)	WA	5000003528	11/30/2012	(72.21)
52000000	M&S Expense (O&M)	WA	5000003528	11/30/2012	(14.23)
52000000	M&S Expense (O&M)	WA	5000003528	11/30/2012	(8.75)
52000000	M&S Expense (O&M)	WA	5000003528	11/30/2012	(32.11)
52000000	M&S Expense (O&M)	WA	5000003528	11/30/2012	(238.51)
52000000	M&S Expense (O&M)	WA	5000003528	11/30/2012	(378.89)
52000000	M&S Expense (O&M)	WA	5000003528	11/30/2012	(22.30)
52000000	M&S Expense (O&M)	WA	5000003528	11/30/2012	(42.14)
52000000	M&S Expense (O&M)	WA	5000003532	11/30/2012	135.97
52000000	M&S Expense (O&M)	WA	5000003532	11/30/2012	266.59
52000000	M&S Expense (O&M)	WA	5000003532	11/30/2012	1,180.31

Kentucky American Water Company  
Case No. 2012-00520  
Response to PSC DR1, Item 31

Account	Description	Doc Type	Document Number	Posting Date	Amount
52000000	M&S Expense (O&M)	WA	5000003534	11/30/2012	25.14
52000000	M&S Expense (O&M)	WA	5000003534	11/30/2012	61.35
52000000	M&S Expense (O&M)	WA	5000003535	11/30/2012	7.43
52000000	M&S Expense (O&M)	WA	5000003535	11/30/2012	61.35
52000000	M&S Expense (O&M)	WA	5000003536	11/30/2012	7.52
52000000	M&S Expense (O&M)	WA	5000003536	11/30/2012	61.35
52000000	M&S Expense (O&M)	WA	5000003537	11/30/2012	8.67
52000000	M&S Expense (O&M)	WA	5000003537	11/30/2012	16.06
52000000	M&S Expense (O&M)	WA	5000003539	11/30/2012	(7.43)
52000000	M&S Expense (O&M)	WA	5000003539	11/30/2012	(15.04)
52000000	M&S Expense (O&M)	WA	5000003539	11/30/2012	(44.82)
52000000	M&S Expense (O&M)	WA	5000003539	11/30/2012	(184.05)
52000000	M&S Expense (O&M)	WA	5000003539	11/30/2012	(25.14)
52000000	M&S Expense (O&M)	WA	5000003539	11/30/2012	(16.06)
52000000	M&S Expense (O&M)	WA	5000003539	11/30/2012	(8.67)
52000000	M&S Expense (O&M)	WA	5000003542	11/30/2012	61.35
52000000	M&S Expense (O&M)	WA	5000003542	11/30/2012	7.52
52000000	M&S Expense (O&M)	WA	5000003542	11/30/2012	44.82
52000000	M&S Expense (O&M)	WA	5000003543	11/30/2012	(1,354.14)
52000000	M&S Expense (O&M)	WA	5000003544	11/30/2012	2,708.28
52000000	M&S Expense (O&M)	ZI	9000000010	11/30/2012	381.48
52000000	M&S Expense (O&M)	ZI	9000000011	11/30/2012	12.64
52000000	M&S Expense (O&M)	ZI	9000000013	11/30/2012	690.30
52000000	M&S Expense (O&M)	ZI	9000000021	11/30/2012	386.37
52000000	M&S Expense (O&M)	ZI	9000000026	11/30/2012	8.54
52000000	M&S Expense (O&M)	ZI	9000000030	11/30/2012	192.50
52000000	M&S Expense (O&M)	ZI	9000000030	11/30/2012	1,055.56
52000000	M&S Expense (O&M)	ZI	9000000049	11/30/2012	131.18
52000000	M&S Expense (O&M)	ZI	9000000050	11/30/2012	557.24
52000000	M&S Expense (O&M)	ZI	9000000063	11/30/2012	38.14
52000000	M&S Expense (O&M)	ZI	9000000064	11/30/2012	98.74
52000000	M&S Expense (O&M)	ZI	9000000065	11/30/2012	4.23
52000000	M&S Expense (O&M)	ZI	9000000067	11/30/2012	34.04
52000000	M&S Expense (O&M)	ZI	9000000068	11/30/2012	49.49
52000000	M&S Expense (O&M)	ZI	9000000069	11/30/2012	85.41
52000000	M&S Expense (O&M)	ZI	9000000073	11/30/2012	17.02
52000000	M&S Expense (O&M)	ZI	9000000078	11/30/2012	105.95
52000000	M&S Expense (O&M)	ZI	9000000083	11/30/2012	299.39
52000000	M&S Expense (O&M)	ZI	9000000084	11/30/2012	902.64
52000000	M&S Expense (O&M)	ZI	9000000086	11/30/2012	641.35
52000000	M&S Expense (O&M)	ZI	9000000091	11/30/2012	8.54
52000000	M&S Expense (O&M)	ZI	9000000093	11/30/2012	59.19
52000000	M&S Expense (O&M)	ZI	9000000109	11/30/2012	103.11
52000000	M&S Expense (O&M)	ZI	9000000112	11/30/2012	70.26
52000000	M&S Expense (O&M)	ZI	9000000126	11/30/2012	4.82
52000000	M&S Expense (O&M)	ZI	9000000130	11/30/2012	460.01
52000000	M&S Expense (O&M)	ZI	9000000135	11/30/2012	151.57
52000000	M&S Expense (O&M)	ZI	9000000136	11/30/2012	46.81
52000000	M&S Expense (O&M)	ZI	9000000138	11/30/2012	33.89
52000000	M&S Expense (O&M)	ZI	9000000142	11/30/2012	664.30
52000000	M&S Expense (O&M)	ZI	9000000143	11/30/2012	40.92
52000000	M&S Expense (O&M)	ZI	9000000151	11/30/2012	778.04
52000000	M&S Expense (O&M)	ZI	9000000152	11/30/2012	35.48

## Kentucky American Water Company

Case No. 2012-00520

Response to PSC DR1, Item 31

Account	Description	Doc Type	Document Number	Posting Date	Amount
52000000	M&S Expense (O&M)	ZI	9000000155	11/30/2012	16.70
52000000	M&S Expense (O&M)	ZI	9000000156	11/30/2012	14.70
52000000	M&S Expense (O&M)	ZI	9000000166	11/30/2012	649.67
52000000	M&S Expense (O&M)	ZI	9000000168	11/30/2012	37.85
52000000	M&S Expense (O&M)	ZI	9000000169	11/30/2012	69.04
52000000	M&S Expense (O&M)	ZI	9000000172	11/30/2012	188.63
52000000	M&S Expense (O&M)	ZI	9000000175	11/30/2012	423.99
52000000	M&S Expense (O&M)	ZI	9000000180	11/30/2012	88.18
52000000	M&S Expense (O&M)	ZI	9000000181	11/30/2012	5,354.36
52000000	M&S Expense (O&M)	ZI	9000000182	11/30/2012	600.00
52000000	M&S Expense (O&M)	ZI	9000000183	11/30/2012	222.38
52000000	M&S Expense (O&M)	ZI	9000000186	11/30/2012	8.54
52000000	M&S Expense (O&M)	ZI	9000000187	11/30/2012	190.79
52000000	M&S Expense (O&M)	ZI	9000000189	11/30/2012	10.54
52000000	M&S Expense (O&M)	ZI	9000000196	11/30/2012	20.73
52000000	M&S Expense (O&M)	ZI	9000000197	11/30/2012	1,766.40
52000000	M&S Expense (O&M)	ZI	9000000198	11/30/2012	124.43
52000000	M&S Expense (O&M)	ZI	9000000199	11/30/2012	256.44
52000000	M&S Expense (O&M)	ZI	9000000200	11/30/2012	116.44
52000000	M&S Expense (O&M)	ZI	9000000202	11/30/2012	168.89
52000000	M&S Expense (O&M)	ZI	9000000203	11/30/2012	46.78
52000000	M&S Expense (O&M)	ZI	9000000205	11/30/2012	286.28
52000000	M&S Expense (O&M)	ZI	9000000205	11/30/2012	37.31
52000000	M&S Expense (O&M)	ZI	9000000206	11/30/2012	34.43
52000000	M&S Expense (O&M)	ZI	9000000207	11/30/2012	340.92
52000000	M&S Expense (O&M)	ZI	9000000210	11/30/2012	466.03
52000000	M&S Expense (O&M)	ZI	9000000212	11/30/2012	39.17
52000000	M&S Expense (O&M)	ZI	9000000213	11/30/2012	258.06
52000000	M&S Expense (O&M)	ZI	9000000223	11/30/2012	56.90
52000000	M&S Expense (O&M)	ZI	9000000224	11/30/2012	63.54
52000000	M&S Expense (O&M)	ZI	9000000225	11/30/2012	36.03
52000000	M&S Expense (O&M)	ZI	9000000228	11/30/2012	416.66
52000000	M&S Expense (O&M)	ZI	9000000229	11/30/2012	225.00
52000000	M&S Expense (O&M)	ZI	9000000233	11/30/2012	42.40
52000000	M&S Expense (O&M)	ZI	9000000234	11/30/2012	209.34
52000000	M&S Expense (O&M)	ZI	9000000235	11/30/2012	8.18
52000000	M&S Expense (O&M)	ZI	9000000238	11/30/2012	44.73
52000000	M&S Expense (O&M)	ZI	9000000241	11/30/2012	232.78
52000000	M&S Expense (O&M)	ZI	9000000242	11/30/2012	94.14
52000000	M&S Expense (O&M)	ZI	9000000243	11/30/2012	7.93
52000000	M&S Expense (O&M)	ZI	9000000244	11/30/2012	154.74
52000000	M&S Expense (O&M)	ZI	9000000245	11/30/2012	71.40
52000000	M&S Expense (O&M)	ZI	9000000246	11/30/2012	93.77
52000000	M&S Expense (O&M)	ZI	9000000248	11/30/2012	8.54
52000000	M&S Expense (O&M)	ZI	9000000249	11/30/2012	256.87
52000000	M&S Expense (O&M)	ZI	9000000252	11/30/2012	235.02
52000000	M&S Expense (O&M)	ZI	9000000253	11/30/2012	206.56
52000000	M&S Expense (O&M)	ZI	9000000261	11/30/2012	355.61
52000000	M&S Expense (O&M)	ZI	9000000262	11/30/2012	231.28
52000000	M&S Expense (O&M)	ZI	9000000263	11/30/2012	263.68
52000000	M&S Expense (O&M)	ZI	9000000266	11/30/2012	874.50
52000000	M&S Expense (O&M)	ZI	9000000270	11/30/2012	117.81
52000000	M&S Expense (O&M)	ZI	9000000271	11/30/2012	826.04

## Kentucky American Water Company

Case No. 2012-00520

Response to PSC DR1, Item 31

Account	Description	Doc Type	Document Number	Posting Date	Amount
52000000	M&S Expense (O&M)	ZI	9000000272	11/30/2012	795.64
52000000	M&S Expense (O&M)	ZI	9000000273	11/30/2012	92.16
52000000	M&S Expense (O&M)	ZI	9000000277	11/30/2012	17.90
52000000	M&S Expense (O&M)	ZI	9000000280	11/30/2012	22.51
52000000	M&S Expense (O&M)	ZI	9000000281	11/30/2012	423.93
52000000	M&S Expense (O&M)	ZI	9000000282	11/30/2012	196.06
52000000	M&S Expense (O&M)	ZI	9000000283	11/30/2012	222.60
52000000	M&S Expense (O&M)	ZI	9000000286	11/30/2012	4.22
52000000	M&S Expense (O&M)	ZI	9000000289	11/30/2012	77.72
52000000	M&S Expense (O&M)	ZI	9000000290	11/30/2012	356.62
52000000	M&S Expense (O&M)	ZI	9000000292	11/30/2012	39.55
52000000	M&S Expense (O&M)	ZI	9000000292	11/30/2012	328.05
52000000	M&S Expense (O&M)	ZI	9000000293	11/30/2012	300.55
52000000	M&S Expense (O&M)	ZI	9000000297	11/30/2012	185.50
52000000	M&S Expense (O&M)	ZI	9000000298	11/30/2012	1,201.57
52000000	M&S Expense (O&M)	ZI	9000000300	11/30/2012	55.31
52000000	M&S Expense (O&M)	ZI	9000000301	11/30/2012	265.21
52000000	M&S Expense (O&M)	ZI	9000000302	11/30/2012	810.90
52000000	M&S Expense (O&M)	ZI	9000000303	11/30/2012	386.37
52000000	M&S Expense (O&M)	ZI	9000000316	11/30/2012	41.45
52000000	M&S Expense (O&M)	ZI	9000000324	11/30/2012	4.27
52000000	M&S Expense (O&M)	ZI	9000000325	11/30/2012	40.37
52000000	M&S Expense (O&M)	ZI	9000000326	11/30/2012	58.23
52000000	M&S Expense (O&M)	ZI	9000000327	11/30/2012	105.11
52000000	M&S Expense (O&M)	ZI	9000000331	11/30/2012	91.50
52000000	M&S Expense (O&M)	ZI	9000000332	11/30/2012	1,311.51
52000000	M&S Expense (O&M)	ZI	9000000333	11/30/2012	138.86
52000000	M&S Expense (O&M)	ZI	9000000334	11/30/2012	494.18
52000000	M&S Expense (O&M)	ZI	9000000336	11/30/2012	25.83
52000000	M&S Expense (O&M)	ZI	9000000337	11/30/2012	8.54
52000000	M&S Expense (O&M)	ZI	9000000338	11/30/2012	32.04
52000000	M&S Expense (O&M)	ZI	9000000339	11/30/2012	58.10
52000000	M&S Expense (O&M)	ZI	9000000340	11/30/2012	238.72
52000000	M&S Expense (O&M)	ZI	9000000341	11/30/2012	297.89
52000000	M&S Expense (O&M)	ZI	9000000343	11/30/2012	105.00
52000000	M&S Expense (O&M)	ZI	9000000344	11/30/2012	105.00
52000000	M&S Expense (O&M)	ZI	9000000345	11/30/2012	58.60
52000000	M&S Expense (O&M)	ZI	9000000347	11/30/2012	1,470.44
52000000	M&S Expense (O&M)	ZI	9000000348	11/30/2012	292.64
52000000	M&S Expense (O&M)	ZI	9000000349	11/30/2012	109.89
52000000	M&S Expense (O&M)	ZI	9000000352	11/30/2012	1,171.00
52000000	M&S Expense (O&M)	ZI	9000000354	11/30/2012	81.63
52000000	M&S Expense (O&M)	ZI	9000000355	11/30/2012	279.84
52000000	M&S Expense (O&M)	ZI	9000000356	11/30/2012	72.04
52000000	M&S Expense (O&M)	ZI	9000000358	11/30/2012	10.68
52000000	M&S Expense (O&M)	ZI	9000000360	11/30/2012	9.15
52000000	M&S Expense (O&M)	ZI	9000000361	11/30/2012	4.27
52000000	M&S Expense (O&M)	ZI	9000000364	11/30/2012	491.85
52000000	M&S Expense (O&M)	ZI	9000000368	11/30/2012	122.25
52000000	M&S Expense (O&M)	ZI	9000000374	11/30/2012	374.92
52000000	M&S Expense (O&M)	ZI	9000000377	11/30/2012	339.15
52000000	M&S Expense (O&M)	ZI	9000000378	11/30/2012	45.40
52000000	M&S Expense (O&M)	ZI	9000000379	11/30/2012	8.46



## Kentucky American Water Company

Case No. 2012-00520

Response to PSC DR1, Item 31

Account	Description	Doc Type	Document Number	Posting Date	Amount
52000000	M&S Expense (O&M)	ZI	9000000380	11/30/2012	17.86
52000000	M&S Expense (O&M)	ZI	9000000398	11/30/2012	265.65
52000000	M&S Expense (O&M)	ZI	9000000402	11/30/2012	370.85
52000000	M&S Expense (O&M)	ZI	9000000407	11/30/2012	430.45
52000000	M&S Expense (O&M)	ZI	9000000416	11/30/2012	400.71
52000000	M&S Expense (O&M)	ZI	9000000421	11/30/2012	148.38
52000000	M&S Expense (O&M)	ZI	9000000422	11/30/2012	57.00
52000000	M&S Expense (O&M)	ZI	9000000424	11/30/2012	40.13
52000000	M&S Expense (O&M)	ZI	9000000425	11/30/2012	458.57
52000000	M&S Expense (O&M)	ZI	9000000426	11/30/2012	25.55
52000000	M&S Expense (O&M)	ZI	9000000427	11/30/2012	110.00
52000000	M&S Expense (O&M)	ZI	9000000429	11/30/2012	40.41
52000000	M&S Expense (O&M)	ZI	9000000434	11/30/2012	56.02
52000000	M&S Expense (O&M)	ZI	9000000437	11/30/2012	42.67
52000000	M&S Expense (O&M)	ZI	9000000446	11/30/2012	235.32
52000000	M&S Expense (O&M)	ZI	9000000447	11/30/2012	12.85
52000000	M&S Expense (O&M)	ZI	9000000449	11/30/2012	8.16
52000000	M&S Expense (O&M)	ZI	9000000451	11/30/2012	1,939.80
52000000	M&S Expense (O&M)	ZI	9000000452	11/30/2012	62.54
52000000	M&S Expense (O&M)	ZI	9000000453	11/30/2012	31.63
52000000	M&S Expense (O&M)	ZI	9000000455	11/30/2012	9.26
52000000	M&S Expense (O&M)	ZI	9000000465	11/30/2012	48.21
52000000	M&S Expense (O&M)	ZI	9000000471	11/30/2012	8.54
52000000	M&S Expense (O&M)	ZI	9000000476	11/30/2012	328.60
52000000	M&S Expense (O&M)	ZI	9000000478	11/30/2012	99.85
52000000	M&S Expense (O&M)	ZI	9000000478	11/30/2012	114.20
52000000	M&S Expense (O&M)	ZI	9000000479	11/30/2012	12.26
52000000	M&S Expense (O&M)	ZI	9000000480	11/30/2012	55.66
52000000	M&S Expense (O&M)	ZI	9000000490	11/30/2012	27.30
52000000	M&S Expense (O&M)	ZI	9000000501	11/30/2012	240.41
52000000	M&S Expense (O&M)	ZI	9000000503	11/30/2012	325.80
52000000	M&S Expense (O&M)	ZI	9000000508	11/30/2012	770.45
52000000	M&S Expense (O&M)	ZI	9000000513	11/30/2012	221.77
52000000	M&S Expense (O&M)	ZI	9000000519	11/30/2012	99.53
52000000	M&S Expense (O&M)	ZI	9000000520	11/30/2012	21.83
52000000	M&S Expense (O&M)	ZI	9000000521	11/30/2012	65.47
52000000	M&S Expense (O&M)	ZI	9000000522	11/30/2012	226.88
52000000	M&S Expense (O&M)	ZI	9000000524	11/30/2012	10.13
52000000	M&S Expense (O&M)	ZI	9000000525	11/30/2012	50.23
52000000	M&S Expense (O&M)	ZI	9000000527	11/30/2012	9.62
52000000	M&S Expense (O&M)	ZI	9000000535	11/30/2012	241.50
52000000	M&S Expense (O&M)	ZI	9000000536	11/30/2012	150.39
52000000	M&S Expense (O&M)	ZI	9000000546	11/30/2012	68.89
52000000	M&S Expense (O&M)	ZI	9000000547	11/30/2012	23.30
52000000	M&S Expense (O&M)	ZI	9000000548	11/30/2012	86.86
52000000	M&S Expense (O&M)	ZI	9000000549	11/30/2012	224.48
52000000	M&S Expense (O&M)	ZI	9000000550	11/30/2012	6.51
52000000	M&S Expense (O&M)	ZI	9000000551	11/30/2012	43.45
52000000	M&S Expense (O&M)	ZI	9000000552	11/30/2012	157.69
52000000	M&S Expense (O&M)	ZI	9000000554	11/30/2012	195.75
52000000	M&S Expense (O&M)	ZI	9000000555	11/30/2012	56.29
52000000	M&S Expense (O&M)	ZI	9000000556	11/30/2012	284.00
52000000	M&S Expense (O&M)	ZI	9000000562	11/30/2012	434.13

## Kentucky American Water Company

Case No. 2012-00520

Response to PSC DR1, Item 31

Account	Description	Doc Type	Document Number	Posting Date	Amount
52000000	M&S Expense (O&M)	ZI	9000000563	11/30/2012	28.42
52000000	M&S Expense (O&M)	ZI	9000000564	11/30/2012	21.15
52000000	M&S Expense (O&M)	ZI	9000000566	11/30/2012	4.27
52000000	M&S Expense (O&M)	ZI	9000000569	11/30/2012	8.54
52000000	M&S Expense (O&M)	ZI	9000000576	11/30/2012	174.85
52000000	M&S Expense (O&M)	ZI	9000000577	11/30/2012	55.08
52000000	M&S Expense (O&M)	ZI	9000000580	11/30/2012	21.18
52000000	M&S Expense (O&M)	ZI	9000000582	11/30/2012	665.93
52000000	M&S Expense (O&M)	ZI	9000000588	11/30/2012	127.07
52000000	M&S Expense (O&M)	ZI	9000000590	11/30/2012	7.69
52000000	M&S Expense (O&M)	ZI	9000000595	11/30/2012	102.76
52000000	M&S Expense (O&M)	ZI	9000000597	11/30/2012	38.06
52000000	M&S Expense (O&M)	ZI	9000000603	11/30/2012	112.67
52000000	M&S Expense (O&M)	ZI	9000000606	11/30/2012	1,045.00
52000000	M&S Expense (O&M)	ZI	9000000607	11/30/2012	197.16
52000000	M&S Expense (O&M)	ZI	9000000613	11/30/2012	38.56
52000000	M&S Expense (O&M)	ZI	9000000616	11/30/2012	471.95
52000000	M&S Expense (O&M)	ZI	9000000617	11/30/2012	168.37
52000000	M&S Expense (O&M)	ZI	9000000618	11/30/2012	1,010.85
52000000	M&S Expense (O&M)	ZI	9000000619	11/30/2012	345.07
52000000	M&S Expense (O&M)	ZI	9000000620	11/30/2012	9.95
52000000	M&S Expense (O&M)	ZI	9000000621	11/30/2012	101.62
52000000	M&S Expense (O&M)	ZI	9000000626	11/30/2012	2.73
52000000	M&S Expense (O&M)	ZI	9000000627	11/30/2012	59.93
52000000	M&S Expense (O&M)	ZI	9000000633	11/30/2012	(8.00)
52000000	M&S Expense (O&M)	ZI	9000000635	11/30/2012	4.21
52000000	M&S Expense (O&M)	ZI	9000000637	11/30/2012	24.25
52000000	M&S Expense (O&M)	ZI	9000000638	11/30/2012	48.02
52000000	M&S Expense (O&M)	ZI	9000000639	11/30/2012	4.27
52000000	M&S Expense (O&M)	ZI	9000000644	11/30/2012	8.54
52000000	M&S Expense (O&M)	ZI	9000000648	11/30/2012	293.65
52000000	M&S Expense (O&M)	ZI	9000000649	11/30/2012	20.78
52000000	M&S Expense (O&M)	ZI	9000000653	11/30/2012	51.00
52000000	M&S Expense (O&M)	ZI	9000000656	11/30/2012	65.68
52000000	M&S Expense (O&M)	ZI	9000000657	11/30/2012	190.81
52000000	M&S Expense (O&M)	ZI	9000000658	11/30/2012	1,412.22
52000000	M&S Expense (O&M)	ZI	9000000659	11/30/2012	217.20
52000000	M&S Expense (O&M)	ZI	9000000660	11/30/2012	76.55
52000000	M&S Expense (O&M)	ZI	9000000660	11/30/2012	227.92
52000000	M&S Expense (O&M)	ZI	9000000661	11/30/2012	49.70
52000000	M&S Expense (O&M)	ZI	9000000662	11/30/2012	38.86
52000000	M&S Expense (O&M)	ZI	9000000663	11/30/2012	12.70
52000000	M&S Expense (O&M)	ZI	9000000672	11/30/2012	(17.48)
52000000	M&S Expense (O&M)	ZI	9000000679	11/30/2012	91.50
52000000	M&S Expense (O&M)	ZI	9000000680	11/30/2012	84.19
52000000	M&S Expense (O&M)	ZI	9000000685	11/30/2012	246.75
52000000	M&S Expense (O&M)	ZI	9000000686	11/30/2012	1,121.60
52000000	M&S Expense (O&M)	ZI	9000000688	11/30/2012	33.32
52000000	M&S Expense (O&M)	ZI	9000000689	11/30/2012	46.03
52000000	M&S Expense (O&M)	ZI	9000000690	11/30/2012	14.50
52000000	M&S Expense (O&M)	ZI	9000000694	11/30/2012	12.72
52000000	M&S Expense (O&M)	ZI	9000000695	11/30/2012	954.00
52000000	M&S Expense (O&M)	ZI	9000000699	11/30/2012	150.00

## Kentucky American Water Company

Case No. 2012-00520

Response to PSC DR1, Item 31

Account	Description	Doc Type	Document Number	Posting Date	Amount
52000000	M&S Expense (O&M)	ZI	900000711	11/30/2012	34.98
52000000	M&S Expense (O&M)	ZI	900000728	11/30/2012	294.63
52000000	M&S Expense (O&M)	ZI	900000729	11/30/2012	86.68
52000000	M&S Expense (O&M)	ZI	900000731	11/30/2012	21.08
52000000	M&S Expense (O&M)	ZI	900000733	11/30/2012	1,171.00
52000000	M&S Expense (O&M)	ZI	900000735	11/30/2012	276.95
52000000	M&S Expense (O&M)	ZI	900000736	11/30/2012	33.80
52000000	M&S Expense (O&M)	ZI	900000739	11/30/2012	1,795.78
52000000	M&S Expense (O&M)	ZI	900000741	11/30/2012	3.52
52000000	M&S Expense (O&M)	ZI	900000742	11/30/2012	(3.26)
52000000	M&S Expense (O&M)	ZI	900000743	11/30/2012	3.26
52000000	M&S Expense (O&M)	ZI	900000751	11/30/2012	69.38
52000000	M&S Expense (O&M)	ZI	900000752	11/30/2012	65.46
52000000	M&S Expense (O&M)	ZI	900000754	11/30/2012	110.59
52000000	M&S Expense (O&M)	ZI	900000755	11/30/2012	39.86
52000000	M&S Expense (O&M)	ZI	900000758	11/30/2012	40.91
52000000	M&S Expense (O&M)	ZI	900000761	11/30/2012	73.57
52000000	M&S Expense (O&M)	ZI	900000762	11/30/2012	109.57
52000000	M&S Expense (O&M)	ZI	900000763	11/30/2012	13.00
52000000	M&S Expense (O&M)	ZI	900000764	11/30/2012	5.64
52000000	M&S Expense (O&M)	ZI	900000766	11/30/2012	8.54
52000000	M&S Expense (O&M)	ZI	900000768	11/30/2012	3.71
52000000	M&S Expense (O&M)	ZI	900000769	11/30/2012	115.18
52000000	M&S Expense (O&M)	ZI	900000773	11/30/2012	68.80
52000000	M&S Expense (O&M)	ZI	900000784	11/30/2012	26.46
52000000	M&S Expense (O&M)	ZI	900000785	11/30/2012	89.62
52000000	M&S Expense (O&M)	ZI	900000789	11/30/2012	477.00
52000000	M&S Expense (O&M)	ZI	900000817	11/30/2012	105.67
52000000	M&S Expense (O&M)	ZI	900000818	11/30/2012	1,374.45
52000000	M&S Expense (O&M)	ZI	900000819	11/30/2012	9.72
52000000	M&S Expense (O&M)	ZI	900000831	11/30/2012	103.33
52000000	M&S Expense (O&M)	ZI	900000832	11/30/2012	154.33
52000000	M&S Expense (O&M)	ZI	900000833	11/30/2012	18.13
52000000	M&S Expense (O&M)	ZI	900000834	11/30/2012	151.22
52000000	M&S Expense (O&M)	ZI	900000835	11/30/2012	68.94
52000000	M&S Expense (O&M)	ZI	900000836	11/30/2012	887.20
52000000	M&S Expense (O&M)	ZI	900000837	11/30/2012	16.80
52000000	M&S Expense (O&M)	ZI	900000842	11/30/2012	8.54
52000000	M&S Expense (O&M)	ZI	900000855	11/30/2012	25.38
52000000	M&S Expense (O&M)	ZI	900000867	11/30/2012	85.84
52000000	M&S Expense (O&M)	ZI	900000869	11/30/2012	1,518.29
52000000	M&S Expense (O&M)	ZI	900000872	11/30/2012	12.99
52000000	M&S Expense (O&M)	ZI	900000874	11/30/2012	1,099.84
52000000	M&S Expense (O&M)	ZI	900000877	11/30/2012	1.66
52000000	M&S Expense (O&M)	ZI	900000884	11/30/2012	7.78
52000000	M&S Expense (O&M)	ZI	900000885	11/30/2012	235.32
52000000	M&S Expense (O&M)	ZI	900000887	11/30/2012	20.99
52000000	M&S Expense (O&M)	ZI	900000891	11/30/2012	114.69
52000000	M&S Expense (O&M)	ZI	900000892	11/30/2012	43.27
52000000	M&S Expense (O&M)	ZI	900000894	11/30/2012	(161.23)
52000000	M&S Expense (O&M)	ZI	900000904	11/30/2012	293.16
52000000	M&S Expense (O&M)	ZI	900000905	11/30/2012	378.84
52000000	M&S Expense (O&M)	ZI	900000906	11/30/2012	146.22

Kentucky American Water Company  
Case No. 2012-00520  
Response to PSC DR1, Item 31

Account	Description	Doc Type	Document Number	Posting Date	Amount
52000000	M&S Expense (O&M)	ZI	900000908	11/30/2012	193.46
52000000	M&S Expense (O&M)	ZI	900000909	11/30/2012	17.50
52000000	M&S Expense (O&M)	ZI	900000914	11/30/2012	7.58
52000000	M&S Expense (O&M)	ZI	900000915	11/30/2012	225.99
52000000	M&S Expense (O&M)	ZI	900000916	11/30/2012	29.26
52000000	M&S Expense (O&M)	ZI	900000917	11/30/2012	105.96
52000000	M&S Expense (O&M)	ZI	900000919	11/30/2012	8.54
52000000	M&S Expense (O&M)	ZI	900000922	11/30/2012	705.55
52000000	M&S Expense (O&M)	ZI	900000923	11/30/2012	629.62
52000000	M&S Expense (O&M)	ZI	900000924	11/30/2012	425.66
52000000	M&S Expense (O&M)	ZI	900000925	11/30/2012	91.60
52000000	M&S Expense (O&M)	ZI	900000930	11/30/2012	31.08
52000000	M&S Expense (O&M)	ZI	900000931	11/30/2012	11.52
52000000	M&S Expense (O&M)	ZI	900000932	11/30/2012	2,227.00
52000000	M&S Expense (O&M)	ZI	900000933	11/30/2012	147.11
52000000	M&S Expense (O&M)	ZI	900000935	11/30/2012	536.74
52000000	M&S Expense (O&M)	ZI	900000936	11/30/2012	1,308.04
52000000	M&S Expense (O&M)	ZI	900000937	11/30/2012	56.56
52000000	M&S Expense (O&M)	ZI	900000945	11/30/2012	32.87
52000000	M&S Expense (O&M)	ZI	900000946	11/30/2012	350.56
52000000	M&S Expense (O&M)	ZI	900000947	11/30/2012	236.76
52000000	M&S Expense (O&M)	ZI	900000948	11/30/2012	72.01
52000000	M&S Expense (O&M)	ZI	900000949	11/30/2012	64.76
52000000	M&S Expense (O&M)	ZI	900000950	11/30/2012	(423.11)
52000000	M&S Expense (O&M)	ZI	900000951	11/30/2012	(423.11)
52000000	M&S Expense (O&M)	ZI	900000952	11/30/2012	423.11
52000000	M&S Expense (O&M)	ZI	900000955	11/30/2012	186.48
52000000	M&S Expense (O&M)	ZI	900000959	11/30/2012	56.28
52000000	M&S Expense (O&M)	ZI	900000963	11/30/2012	8.16
52000000	M&S Expense (O&M)	ZI	900000973	11/30/2012	187.92
52000000	M&S Expense (O&M)	ZI	900000974	11/30/2012	132.03
52000000	M&S Expense (O&M)	ZI	900000977	11/30/2012	9.20
52000000	M&S Expense (O&M)	ZI	900000981	11/30/2012	8.54
52000000	M&S Expense (O&M)	ZI	900000984	11/30/2012	35.27
52000000	M&S Expense (O&M)	ZI	900000985	11/30/2012	66.21
52000000	M&S Expense (O&M)	ZI	900000987	11/30/2012	21.98
52000000	M&S Expense (O&M)	ZI	900000988	11/30/2012	14.84
52000000	M&S Expense (O&M)	ZI	900000989	11/30/2012	19.73
52000000	M&S Expense (O&M)	ZI	900000992	11/30/2012	37.18
52000000	M&S Expense (O&M)	ZI	900001000	11/30/2012	72.63
52000000	M&S Expense (O&M)	ZI	900001006	11/30/2012	73.00
52000000	M&S Expense (O&M)	ZI	900001016	11/30/2012	41.19
52000000	M&S Expense (O&M)	ZI	900001021	11/30/2012	152.54
52000000	M&S Expense (O&M)	ZI	900001021	11/30/2012	196.94
52000000	M&S Expense (O&M)	ZI	900001022	11/30/2012	43.48
52000000	M&S Expense (O&M)	ZI	900001025	11/30/2012	93.80
52000000	M&S Expense (O&M)	ZI	900001026	11/30/2012	280.66
52000000	M&S Expense (O&M)	ZI	900001027	11/30/2012	82.64
52000000	M&S Expense (O&M)	ZI	900001030	11/30/2012	66.86
52000000	M&S Expense (O&M)	ZI	900001031	11/30/2012	549.53
52000000	M&S Expense (O&M)	ZI	900001032	11/30/2012	399.67
52000000	M&S Expense (O&M)	ZI	900001036	11/30/2012	293.20
52000000	M&S Expense (O&M)	ZI	900001046	11/30/2012	121.76

Kentucky American Water Company  
Case No. 2012-00520  
Response to PSC DR1, Item 31

Account	Description	Doc Type	Document Number	Posting Date	Amount
52000000	M&S Expense (O&M)	ZI	9000001046	11/30/2012	332.89
52000000	M&S Expense (O&M)	ZI	9000001048	11/30/2012	34.98
52000000	M&S Expense (O&M)	ZI	9000001050	11/30/2012	80.62
52000000	M&S Expense (O&M)	ZI	9000001051	11/30/2012	28.04
52000000	M&S Expense (O&M)	ZI	9000001062	11/30/2012	6.73
52000000	M&S Expense (O&M)	ZI	9000001077	11/30/2012	189.91
52000000	M&S Expense (O&M)	ZI	9000001097	11/30/2012	7.28
52000000	M&S Expense (O&M)	ZI	9000001386	11/30/2012	2,785.55
52000000	M&S Expense (O&M)	CF	9300004685	11/30/2012	(68.35)
52000000	M&S Expense (O&M)	CF	9300004685	11/30/2012	68.35
52000000	M&S Expense (O&M)	CF	9300004686	11/30/2012	(39.58)
52000000	M&S Expense (O&M)	CF	9300004686	11/30/2012	39.58
52000000	M&S Expense (O&M)	CF	9300004687	11/30/2012	(154.34)
52000000	M&S Expense (O&M)	CF	9300004687	11/30/2012	154.34
52000000	M&S Expense (O&M)	CF	9300004688	11/30/2012	(100.70)
52000000	M&S Expense (O&M)	CF	9300004688	11/30/2012	100.70
52000000	M&S Expense (O&M)	CF	9300004689	11/30/2012	(812.04)
52000000	M&S Expense (O&M)	CF	9300004689	11/30/2012	812.04
52000000	M&S Expense (O&M)	CF	9300004690	11/30/2012	(38.66)
52000000	M&S Expense (O&M)	CF	9300004690	11/30/2012	38.66
52000000	M&S Expense (O&M)	CF	9300004885	11/30/2012	(49.46)
52000000	M&S Expense (O&M)	CF	9300004885	11/30/2012	49.46
52000000	M&S Expense (O&M)	CF	9300004886	11/30/2012	(27.81)
52000000	M&S Expense (O&M)	CF	9300004886	11/30/2012	27.81
52000000	M&S Expense (O&M)	CF	9300004887	11/30/2012	(61.35)
52000000	M&S Expense (O&M)	CF	9300004887	11/30/2012	61.35
52000000	M&S Expense (O&M)	CF	9300004888	11/30/2012	(68.78)
52000000	M&S Expense (O&M)	CF	9300004888	11/30/2012	68.78
52000000	M&S Expense (O&M)	CF	9300004889	11/30/2012	(24.73)
52000000	M&S Expense (O&M)	CF	9300004889	11/30/2012	24.73
52000000	M&S Expense (O&M)	CF	9300004890	11/30/2012	(68.87)
52000000	M&S Expense (O&M)	CF	9300004890	11/30/2012	68.87
52000000	M&S Expense (O&M)	CF	9300004891	11/30/2012	(113.69)
52000000	M&S Expense (O&M)	CF	9300004891	11/30/2012	113.69
52000000	M&S Expense (O&M)	CF	9300004892	11/30/2012	(86.49)
52000000	M&S Expense (O&M)	CF	9300004892	11/30/2012	86.49
52000000	M&S Expense (O&M)	UT	9300004536	11/30/2012	(762.38)
52000000	M&S Expense (O&M)	UZ	2000000530	11/30/2012	(392.71)
52000000	M&S Expense (O&M)	UZ	2000000515	11/30/2012	(70.82)
52000000	M&S Expense (O&M)	UZ	2000000547	11/30/2012	(189.91)
52000000	M&S Expense (O&M)	UZ	2000000521	11/30/2012	702.50
52000000	M&S Expense (O&M)	UZ	2000000521	11/30/2012	(780.88)
52000000	M&S Expense (O&M)	UZ	2000000515	11/30/2012	(644.04)
52000000	M&S Expense (O&M)	UZ	2000000515	11/30/2012	(801.94)
52000000	M&S Expense (O&M)	UZ	2000000515	11/30/2012	(1,174.17)
52000000	M&S Expense (O&M)	UZ	2000000515	11/30/2012	(188.69)
52000000	M&S Expense (O&M)	UZ	2000000515	11/30/2012	(784.28)
52000000	M&S Expense (O&M)	CS	9300005011	11/30/2012	(424.48)
52000000	M&S Expense (O&M)	CS	9300004605	11/30/2012	(2,968.79)
52000000	M&S Expense (O&M)	CS	9300004948	11/30/2012	(15,447.04)
52000000	M&S Expense (O&M)	CS	9300004997	11/30/2012	(297.54)
52000000	M&S Expense (O&M)	CS	9300005796	11/30/2012	(21.20)
52000000	M&S Expense (O&M)	CS	9300004426	11/30/2012	(930.41)

## Kentucky American Water Company

Case No. 2012-00520

Response to PSC DR1, Item 31

Account	Description	Doc Type	Document Number	Posting Date	Amount
52000000	M&S Expense (O&M)	CS	9300004958	11/30/2012	(690.30)
52000000	M&S Expense (O&M)	CS	9300004894	11/30/2012	(1,583.11)
52000000	M&S Expense (O&M)	CS	9300004939	11/30/2012	(299.39)
52000000	M&S Expense (O&M)	CS	9300004900	11/30/2012	(1,856.42)
52000000	M&S Expense (O&M)	CS	9300004976	11/30/2012	(1,568.36)
52000000	M&S Expense (O&M)	CS	9300004607	11/30/2012	(296.72)
52000000	M&S Expense (O&M)	CS	9300004950	11/30/2012	(302.14)
52000000	M&S Expense (O&M)	CS	9300004622	11/30/2012	(1,262.89)
52000000	M&S Expense (O&M)	CS	9300004873	11/30/2012	(1,860.96)
52000000	M&S Expense (O&M)	CS	9300004960	11/30/2012	(3,413.67)
52000000	M&S Expense (O&M)	CS	9300005007	11/30/2012	(3,414.30)
52000000	M&S Expense (O&M)	CS	9300005803	11/30/2012	(2,205.50)
52000000	M&S Expense (O&M)	CS	9300004912	11/30/2012	(2,791.56)
52000000	M&S Expense (O&M)	CS	9300004927	11/30/2012	(17.02)
52000000	M&S Expense (O&M)	CS	9300004545	11/30/2012	81,850.90
52000000	M&S Expense (O&M)	CS	9300004897	11/30/2012	(399.46)
52000000	M&S Expense (O&M)	CS	9300004974	11/30/2012	(4,974.10)
52000000	M&S Expense (O&M)	CS	9300004821	11/30/2012	(163.77)
52000000	M&S Expense (O&M)	CS	9300004922	11/30/2012	(950.59)
52000000	M&S Expense (O&M)	CS	9300004984	11/30/2012	(456.68)
52000000	M&S Expense (O&M)	CS	9300005009	11/30/2012	(216.96)
52000000	M&S Expense (O&M)	CS	9300004936	11/30/2012	(160.44)
52000000	M&S Expense (O&M)	CS	9300004993	11/30/2012	(6.88)
52000000	M&S Expense (O&M)	CS	9300004365	11/30/2012	(211.27)
52000000	M&S Expense (O&M)	CS	9300004907	11/30/2012	(275.88)
52000000	M&S Expense (O&M)	CS	9300004954	11/30/2012	(3,403.58)
52000000	M&S Expense (O&M)	CS	9300005000	11/30/2012	(6.27)
52000000	M&S Expense (O&M)	CS	9300004905	11/30/2012	(139.33)
52000000	M&S Expense (O&M)	CS	9300004934	11/30/2012	(108.66)
52000000	M&S Expense (O&M)	CS	9300004992	11/30/2012	(757.04)
52000000	M&S Expense (O&M)	CS	9300004925	11/30/2012	(4,689.08)
52000000	M&S Expense (O&M)	CS	9300004989	11/30/2012	(527.11)
52000000	M&S Expense (O&M)	CS	9300005789	11/30/2012	(233.86)
52000000	M&S Expense (O&M)	CS	9300004957	11/30/2012	(279.84)
52000000	M&S Expense (O&M)	CS	9300005003	11/30/2012	(219.04)
52000000	M&S Expense (O&M)	CS	9300004379	11/30/2012	(1,660.34)
52000000	M&S Expense (O&M)	CS	9300004573	11/30/2012	(4,947.29)
52000000	M&S Expense (O&M)	CS	9300004646	11/30/2012	(1,145.15)
52000000	M&S Expense (O&M)	CS	9300004823	11/30/2012	(115.44)
52000000	M&S Expense (O&M)	CS	9300004924	11/30/2012	(25,447.47)
52000000	M&S Expense (O&M)	CS	9300004985	11/30/2012	(5,046.87)
52000000	M&S Expense (O&M)	CS	9300005020	11/30/2012	(9,600.00)
52000000	M&S Expense (O&M)	CS	9300005787	11/30/2012	(7,675.23)
52000000	M&S Expense (O&M)	CS	9300004956	11/30/2012	(629.62)
52000000	M&S Expense (O&M)	CS	9300004442	11/30/2012	(1,749.00)
52000000	M&S Expense (O&M)	CS	9300004972	11/30/2012	(246.75)
52000000	M&S Expense (O&M)	CS	9300004358	11/30/2012	(44.52)
52000000	M&S Expense (O&M)	CS	9300004572	11/30/2012	(222.60)
52000000	M&S Expense (O&M)	CS	9300004650	11/30/2012	(49.61)
52000000	M&S Expense (O&M)	CS	9300004952	11/30/2012	(3,689.97)
52000000	M&S Expense (O&M)	CS	9300004434	11/30/2012	(7,229.60)
52000000	M&S Expense (O&M)	CS	9300004627	11/30/2012	(2,852.43)
52000000	M&S Expense (O&M)	CS	9300004666	11/30/2012	(3,420.47)

## Kentucky American Water Company

Case No. 2012-00520

Response to PSC DR1, Item 31

Account	Description	Doc Type	Document Number	Posting Date	Amount
52000000	M&S Expense (O&M)	CS	9300004877	11/30/2012	1,145.32
52000000	M&S Expense (O&M)	CS	9300004964	11/30/2012	(2,484.61)
52000000	M&S Expense (O&M)	CS	9300004919	11/30/2012	(1,766.40)
52000000	M&S Expense (O&M)	CS	9300004385	11/30/2012	(4,170.58)
52000000	M&S Expense (O&M)	CS	9300004579	11/30/2012	(1,235.50)
52000000	M&S Expense (O&M)	CS	9300004649	11/30/2012	(1,068.37)
52000000	M&S Expense (O&M)	CS	9300004829	11/30/2012	(89.70)
52000000	M&S Expense (O&M)	CS	9300004928	11/30/2012	(4,411.38)
52000000	M&S Expense (O&M)	CS	9300004990	11/30/2012	(2,488.68)
52000000	M&S Expense (O&M)	CS	9300005790	11/30/2012	(1,349.74)
52000000	M&S Expense (O&M)	CS	9300004930	11/30/2012	(105.95)
52000000	M&S Expense (O&M)	CS	9300004852	11/30/2012	68.35
52000000	M&S Expense (O&M)	CS	9300004656	11/30/2012	(1,878.56)
52000000	M&S Expense (O&M)	CS	9300004575	11/30/2012	(57.81)
52000000	M&S Expense (O&M)	UZ	2000000549	11/30/2012	(1,328.64)
52000000	M&S Expense (O&M)	UZ	2000000530	11/30/2012	(1,322.06)
52000000	M&S Expense (O&M)	UZ	2000000543	11/30/2012	(138.86)
52000000	M&S Expense (O&M)	CS	9300004785	11/30/2012	(1,213.67)
52000000	M&S Expense (O&M)	CS	9300004893	11/30/2012	(501.18)
52000000	M&S Expense (O&M)	UZ	2000000530	11/30/2012	(5,954.36)
52000000	M&S Expense (O&M)	UZ	2000000515	11/30/2012	(1,331.83)
52000000	M&S Expense (O&M)	UZ	2000000532	11/30/2012	2,708.28
52000000	M&S Expense (O&M)	UZ	2000000532	11/30/2012	(7,185.58)
52000000	M&S Expense (O&M)	UZ	2000000542	11/30/2012	(2,708.28)
52000000	M&S Expense (O&M)	UZ	2000000547	11/30/2012	(34.98)
52000000	M&S Expense (O&M)	UZ	2000000532	11/30/2012	(285.68)
52000000	M&S Expense (O&M)	UZ	2000000532	11/30/2012	(493.57)
52000000	M&S Expense (O&M)	UZ	2000000549	11/30/2012	(98.98)
52000000	M&S Expense (O&M)	UZ	2000000532	11/30/2012	(562.75)
52000000	M&S Expense (O&M)	UZ	2000000532	11/30/2012	(2,388.42)
52000000	M&S Expense (O&M)	UZ	2000000542	11/30/2012	(1,582.87)
52000000	M&S Expense (O&M)	UZ	2000000532	11/30/2012	(1,267.07)
52000000	M&S Expense (O&M)	UZ	2000000547	11/30/2012	(66.86)
52000000	M&S Expense (O&M)	UZ	2000000532	11/30/2012	(69.50)
52000000	M&S Expense (O&M)	UZ	2000000532	11/30/2012	(1,657.77)
52000000	M&S Expense (O&M)	UZ	2000000530	11/30/2012	(232.78)
52000000	M&S Expense (O&M)	UZ	2000000549	11/30/2012	(298.73)
52000000	M&S Expense (O&M)	UZ	2000000532	11/30/2012	(180.37)
52000000	M&S Expense (O&M)	UZ	2000000547	11/30/2012	(547.78)
52000000	M&S Expense (O&M)	UZ	2000000551	11/30/2012	(199.90)
52000000	M&S Expense (O&M)	UZ	2000000530	11/30/2012	(639.04)
52001200	M&S Oper P	CS	9300005011	11/30/2012	424.48
52001300	M&S Oper WT	CS	9300004605	11/30/2012	2,968.79
52001300	M&S Oper WT	CS	9300004948	11/30/2012	15,447.04
52001300	M&S Oper WT	CS	9300004997	11/30/2012	297.54
52001300	M&S Oper WT	CS	9300005796	11/30/2012	21.20
52001300	M&S Oper WT	CS	9300004426	11/30/2012	930.41
52001300	M&S Oper WT	CS	9300004958	11/30/2012	690.30
52001300	M&S Oper WT	CS	9300004894	11/30/2012	1,583.11
52001300	M&S Oper WT	CS	9300004939	11/30/2012	299.39
52001300	M&S Oper WT	CS	9300004900	11/30/2012	1,856.42
52001300	M&S Oper WT	CS	9300004976	11/30/2012	1,568.36
52001400	M&S Oper TD	CS	9300004607	11/30/2012	296.72

## Kentucky American Water Company

Case No. 2012-00520

Response to PSC DR1, Item 31

Account	Description	Doc Type	Document Number	Posting Date	Amount
52001400	M&S Oper TD	CS	9300004950	11/30/2012	302.14
52001400	M&S Oper TD	CS	9300004622	11/30/2012	1,262.89
52001400	M&S Oper TD	CS	9300004873	11/30/2012	1,860.96
52001400	M&S Oper TD	CS	9300004960	11/30/2012	3,413.67
52001400	M&S Oper TD	CS	9300005007	11/30/2012	3,414.30
52001400	M&S Oper TD	CS	9300005803	11/30/2012	2,205.50
52001400	M&S Oper TD	CS	9300004912	11/30/2012	2,791.56
52001400	M&S Oper TD	CS	9300004927	11/30/2012	17.02
52001600	M&S Oper AG	CS	9300004545	11/30/2012	(81,850.90)
52001600	M&S Oper AG	CS	9300004897	11/30/2012	399.46
52001600	M&S Oper AG	CS	9300004974	11/30/2012	4,974.10
52001600	M&S Oper AG	CS	9300004821	11/30/2012	163.77
52001600	M&S Oper AG	CS	9300004922	11/30/2012	950.59
52001600	M&S Oper AG	CS	9300004984	11/30/2012	456.68
52001600	M&S Oper AG	CS	9300005009	11/30/2012	216.96
52001600	M&S Oper AG	CS	9300004936	11/30/2012	160.44
52001600	M&S Oper AG	CS	9300004993	11/30/2012	6.88
52001600	M&S Oper AG	CS	9300004365	11/30/2012	211.27
52001600	M&S Oper AG	CS	9300004907	11/30/2012	275.88
52001600	M&S Oper AG	CS	9300004954	11/30/2012	3,403.58
52001600	M&S Oper AG	CS	9300005000	11/30/2012	6.27
52001600	M&S Oper AG	CS	9300004905	11/30/2012	139.33
52001600	M&S Oper AG	CS	9300004934	11/30/2012	108.66
52001600	M&S Oper AG	CS	9300004992	11/30/2012	757.04
52500000	Misc Expense (O&M)	SA	100001846	11/30/2012	281.84
52500000	Misc Expense (O&M)	SA	100001885	11/30/2012	588.52
52500000	Misc Expense (O&M)	SA	100001922	11/30/2012	(163.13)
52500000	Misc Expense (O&M)	SA	100001927	11/30/2012	130,551.12
52500000	Misc Expense (O&M)	SA	100001929	11/30/2012	163.13
52500000	Misc Expense (O&M)	SA	100001941	11/30/2012	796.42
52500000	Misc Expense (O&M)	SA	100001942	11/30/2012	4,756.17
52500000	Misc Expense (O&M)	SA	100001944	11/30/2012	1,398.75
52500000	Misc Expense (O&M)	SV	100001963	11/30/2012	108.76
52500000	Misc Expense (O&M)	SA	100001964	11/30/2012	(20.00)
52500000	Misc Expense (O&M)	SA	100001991	11/30/2012	341.52
52500000	Misc Expense (O&M)	SA	100001992	11/30/2012	4,152.36
52500000	Misc Expense (O&M)	SA	100001996	11/30/2012	561.20
52500000	Misc Expense (O&M)	SA	100001997	11/30/2012	1,398.75
52500000	Misc Expense (O&M)	SV	100002018	11/30/2012	105.51
52500000	Misc Expense (O&M)	SV	100002018	11/30/2012	111.50
52500000	Misc Expense (O&M)	SV	100002018	11/30/2012	317.56
52500000	Misc Expense (O&M)	SV	100002018	11/30/2012	57.15
52500000	Misc Expense (O&M)	SV	100002018	11/30/2012	4.49
52500000	Misc Expense (O&M)	SV	100002018	11/30/2012	49.79
52500000	Misc Expense (O&M)	SA	100002025	11/30/2012	(72.71)
52500000	Misc Expense (O&M)	SA	100002025	11/30/2012	(72.71)
52500000	Misc Expense (O&M)	SA	100002038	11/30/2012	(18,570.43)
52500000	Misc Expense (O&M)	SA	100002038	11/30/2012	(3,874.39)
52500000	Misc Expense (O&M)	SA	100002038	11/30/2012	32.23
52500000	Misc Expense (O&M)	WE	5000003454	11/30/2012	4,410.00
52500000	Misc Expense (O&M)	ZI	9000000025	11/30/2012	140.40
52500000	Misc Expense (O&M)	ZI	9000000081	11/30/2012	104.93
52500000	Misc Expense (O&M)	ZI	9000000106	11/30/2012	105.88



## Kentucky American Water Company

Case No. 2012-00520

Response to PSC DR1, Item 31

Account	Description	Doc Type	Document Number	Posting Date	Amount
52500000	Misc Expense (O&M)	ZI	9000000119	11/30/2012	75.36
52500000	Misc Expense (O&M)	ZI	9000000132	11/30/2012	18.36
52500000	Misc Expense (O&M)	ZI	9000000179	11/30/2012	59.99
52500000	Misc Expense (O&M)	ZI	9000000217	11/30/2012	280.00
52500000	Misc Expense (O&M)	ZI	9000000231	11/30/2012	569.01
52500000	Misc Expense (O&M)	ZI	9000000232	11/30/2012	106.01
52500000	Misc Expense (O&M)	ZI	9000000268	11/30/2012	12.70
52500000	Misc Expense (O&M)	ZI	9000000288	11/30/2012	124.02
52500000	Misc Expense (O&M)	ZI	9000000315	11/30/2012	17.99
52500000	Misc Expense (O&M)	ZI	9000000329	11/30/2012	170.66
52500000	Misc Expense (O&M)	ZI	9000000359	11/30/2012	21.20
52500000	Misc Expense (O&M)	ZI	9000000366	11/30/2012	223.64
52500000	Misc Expense (O&M)	ZI	9000000371	11/30/2012	18.93
52500000	Misc Expense (O&M)	ZI	9000000387	11/30/2012	9.67
52500000	Misc Expense (O&M)	ZI	9000000392	11/30/2012	63.60
52500000	Misc Expense (O&M)	ZI	9000000415	11/30/2012	1,399.83
52500000	Misc Expense (O&M)	ZI	9000000473	11/30/2012	287.83
52500000	Misc Expense (O&M)	ZI	9000000540	11/30/2012	31.75
52500000	Misc Expense (O&M)	ZI	9000000544	11/30/2012	121.65
52500000	Misc Expense (O&M)	ZI	9000000574	11/30/2012	114.48
52500000	Misc Expense (O&M)	ZI	9000000583	11/30/2012	71.90
52500000	Misc Expense (O&M)	ZI	9000000585	11/30/2012	810.65
52500000	Misc Expense (O&M)	ZI	9000000634	11/30/2012	178.08
52500000	Misc Expense (O&M)	ZI	9000000691	11/30/2012	53.32
52500000	Misc Expense (O&M)	ZI	9000000770	11/30/2012	20.00
52500000	Misc Expense (O&M)	ZI	9000000800	11/30/2012	(90.00)
52500000	Misc Expense (O&M)	ZI	9000000804	11/30/2012	37.07
52500000	Misc Expense (O&M)	ZI	9000000810	11/30/2012	81.73
52500000	Misc Expense (O&M)	ZI	9000000870	11/30/2012	1,971.60
52500000	Misc Expense (O&M)	ZI	9000000895	11/30/2012	(37.07)
52500000	Misc Expense (O&M)	ZI	9000000910	11/30/2012	443.74
52500000	Misc Expense (O&M)	ZI	9000000911	11/30/2012	16.46
52500000	Misc Expense (O&M)	ZI	9000000913	11/30/2012	66.56
52500000	Misc Expense (O&M)	ZI	9000000921	11/30/2012	7.73
52500000	Misc Expense (O&M)	ZI	9000001033	11/30/2012	15.80
52500000	Misc Expense (O&M)	ZI	9000001079	11/30/2012	188.68
52500000	Misc Expense (O&M)	ZI	9000001092	11/30/2012	27.56
52500000	Misc Expense (O&M)	ZI	9000001093	11/30/2012	68.90
52500000	Misc Expense (O&M)	CS	9300005025	11/30/2012	(4,835.72)
52500000	Misc Expense (O&M)	CS	9300004440	11/30/2012	0.08
52500000	Misc Expense (O&M)	CS	9300004883	11/30/2012	163.13
52500000	Misc Expense (O&M)	CS	9300004969	11/30/2012	(163.13)
52500000	Misc Expense (O&M)	CS	9300005013	11/30/2012	20.00
52500000	Misc Expense (O&M)	CS	9300004948	11/30/2012	(1,810.45)
52500000	Misc Expense (O&M)	CS	9300004997	11/30/2012	(1,342.26)
52500000	Misc Expense (O&M)	CS	9300005796	11/30/2012	(423.07)
52500000	Misc Expense (O&M)	CS	9300004426	11/30/2012	(175.64)
52500000	Misc Expense (O&M)	CS	9300004958	11/30/2012	(565.39)
52500000	Misc Expense (O&M)	CS	9300005005	11/30/2012	(635.97)
52500000	Misc Expense (O&M)	CS	9300005801	11/30/2012	(57.15)
52500000	Misc Expense (O&M)	CS	9300004950	11/30/2012	(20.00)
52500000	Misc Expense (O&M)	CS	9300004657	11/30/2012	(259.06)
52500000	Misc Expense (O&M)	CS	9300004941	11/30/2012	(18.93)

## Kentucky American Water Company

Case No. 2012-00520

Response to PSC DR1, Item 31

Account	Description	Doc Type	Document Number	Posting Date	Amount
52500000	Misc Expense (O&M)	CS	9300005794	11/30/2012	(4.49)
52500000	Misc Expense (O&M)	CS	9300004428	11/30/2012	(7,868.81)
52500000	Misc Expense (O&M)	CS	9300004622	11/30/2012	(1,935.03)
52500000	Misc Expense (O&M)	CS	9300004664	11/30/2012	(307.14)
52500000	Misc Expense (O&M)	CS	9300004873	11/30/2012	(1,798.21)
52500000	Misc Expense (O&M)	CS	9300004960	11/30/2012	(2,906.86)
52500000	Misc Expense (O&M)	CS	9300005007	11/30/2012	(886.20)
52500000	Misc Expense (O&M)	CS	9300004356	11/30/2012	(31.01)
52500000	Misc Expense (O&M)	CS	9300004545	11/30/2012	83,513.22
52500000	Misc Expense (O&M)	CS	9300004798	11/30/2012	(630.90)
52500000	Misc Expense (O&M)	CS	9300004897	11/30/2012	(2,503.65)
52500000	Misc Expense (O&M)	CS	9300004974	11/30/2012	(288.26)
52500000	Misc Expense (O&M)	CS	9300006085	11/30/2012	3,874.39
52500000	Misc Expense (O&M)	CS	9300004355	11/30/2012	(65.46)
52500000	Misc Expense (O&M)	CS	9300004377	11/30/2012	(47.17)
52500000	Misc Expense (O&M)	CS	9300004570	11/30/2012	(94.34)
52500000	Misc Expense (O&M)	CS	9300004984	11/30/2012	(7.00)
52500000	Misc Expense (O&M)	CS	9300004962	11/30/2012	(324.18)
52500000	Misc Expense (O&M)	CS	9300005009	11/30/2012	(63.60)
52500000	Misc Expense (O&M)	CS	9300004936	11/30/2012	(223.64)
52500000	Misc Expense (O&M)	CS	9300004365	11/30/2012	(37.10)
52500000	Misc Expense (O&M)	CS	9300004552	11/30/2012	(1,020.50)
52500000	Misc Expense (O&M)	CS	9300004807	11/30/2012	(219.74)
52500000	Misc Expense (O&M)	CS	9300004907	11/30/2012	(373.60)
52500000	Misc Expense (O&M)	CS	9300004980	11/30/2012	(234.46)
52500000	Misc Expense (O&M)	CS	9300006087	11/30/2012	18,538.20
52500000	Misc Expense (O&M)	CS	9300004946	11/30/2012	(81.13)
52500000	Misc Expense (O&M)	CS	9300004944	11/30/2012	(15.80)
52500000	Misc Expense (O&M)	CS	9300004424	11/30/2012	(123.92)
52500000	Misc Expense (O&M)	CS	9300004954	11/30/2012	(7.73)
52500000	Misc Expense (O&M)	CS	9300004924	11/30/2012	(12.70)
52500000	Misc Expense (O&M)	CS	9300004956	11/30/2012	(569.01)
52500000	Misc Expense (O&M)	CS	9300004434	11/30/2012	(3,256.71)
52500000	Misc Expense (O&M)	CS	9300004666	11/30/2012	(302.10)
52500000	Misc Expense (O&M)	CS	9300004877	11/30/2012	(125.25)
52500000	Misc Expense (O&M)	CS	9300005806	11/30/2012	(161.29)
52500000	Misc Expense (O&M)	CS	9300004928	11/30/2012	(17.99)
52500000	Misc Expense (O&M)	CS	9300004656	11/30/2012	(281.84)
52500000	Misc Expense (O&M)	CS	9300004938	11/30/2012	(6,951.34)
52500000	Misc Expense (O&M)	CS	9300005024	11/30/2012	(2,301.47)
52500000	Misc Expense (O&M)	CS	9300005981	11/30/2012	145.42
52500000	Misc Expense (O&M)	CS	9300004575	11/30/2012	(2,166.90)
52500000	Misc Expense (O&M)	UZ	2000000530	11/30/2012	(130,551.12)
52500000	Misc Expense (O&M)	UZ	2000000527	11/30/2012	(4,410.00)
52500000	Misc Expense (O&M)	UZ	2000000547	11/30/2012	(810.65)
52500000	Misc Expense (O&M)	UZ	2000000547	11/30/2012	(114.48)
52500000	Misc Expense (O&M)	UZ	2000000535	11/30/2012	1,748.70
52501100	Misc Oper SS	CS	9300005025	11/30/2012	4,835.72
52501200	Misc Oper P	CS	9300004440	11/30/2012	(0.08)
52501200	Misc Oper P	CS	9300004883	11/30/2012	(163.13)
52501200	Misc Oper P	CS	9300004969	11/30/2012	163.13
52501200	Misc Oper P	CS	9300005013	11/30/2012	(20.00)
52501300	Misc Oper WT	CS	9300004948	11/30/2012	1,810.45

## Kentucky American Water Company

Case No. 2012-00520

Response to PSC DR1, Item 31

Account	Description	Doc Type	Document Number	Posting Date	Amount
52501300	Misc Oper WT	CS	9300004997	11/30/2012	1,342.26
52501300	Misc Oper WT	CS	9300005796	11/30/2012	423.07
52501300	Misc Oper WT	CS	9300004426	11/30/2012	175.64
52501300	Misc Oper WT	CS	9300004958	11/30/2012	565.39
52501300	Misc Oper WT	CS	9300005005	11/30/2012	635.97
52501300	Misc Oper WT	CS	9300005801	11/30/2012	57.15
52501400	Misc Oper TD	CS	9300004950	11/30/2012	20.00
52501400	Misc Oper TD	CS	9300004657	11/30/2012	259.06
52501400	Misc Oper TD	CS	9300004941	11/30/2012	18.93
52501400	Misc Oper TD	CS	9300005794	11/30/2012	4.49
52501400	Misc Oper TD	CS	9300004428	11/30/2012	7,868.81
52501400	Misc Oper TD	CS	9300004622	11/30/2012	1,935.03
52501400	Misc Oper TD	CS	9300004664	11/30/2012	307.14
52501400	Misc Oper TD	CS	9300004873	11/30/2012	1,798.21
52501400	Misc Oper TD	CS	9300004960	11/30/2012	2,906.86
52501400	Misc Oper TD	CS	9300005007	11/30/2012	886.20
52501600	Misc Oper AG	CS	9300004356	11/30/2012	31.01
52501600	Misc Oper AG	CS	9300004545	11/30/2012	(83,513.22)
52501600	Misc Oper AG	CS	9300004798	11/30/2012	630.90
52501600	Misc Oper AG	CS	9300004897	11/30/2012	2,503.65
52501600	Misc Oper AG	CS	9300004974	11/30/2012	288.26
52501600	Misc Oper AG	CS	9300006085	11/30/2012	(3,874.39)
52501600	Misc Oper AG	CS	9300004355	11/30/2012	65.46
52501600	Misc Oper AG	CS	9300004377	11/30/2012	47.17
52501600	Misc Oper AG	CS	9300004570	11/30/2012	94.34
52501600	Misc Oper AG	CS	9300004984	11/30/2012	7.00
52501600	Misc Oper AG	CS	9300004962	11/30/2012	324.18
52501600	Misc Oper AG	CS	9300005009	11/30/2012	63.60
52501600	Misc Oper AG	CS	9300004936	11/30/2012	223.64
52501600	Misc Oper AG	CS	9300004365	11/30/2012	37.10
52501600	Misc Oper AG	CS	9300004552	11/30/2012	1,020.50
52501600	Misc Oper AG	CS	9300004807	11/30/2012	219.74
52501600	Misc Oper AG	CS	9300004907	11/30/2012	373.60
52501600	Misc Oper AG	CS	9300004980	11/30/2012	234.46
52501600	Misc Oper AG	CS	9300006087	11/30/2012	(18,538.20)
52501600	Misc Oper AG	CS	9300004946	11/30/2012	81.13
52501600	Misc Oper AG	CS	9300004944	11/30/2012	15.80
52501600	Misc Oper AG	CS	9300004424	11/30/2012	123.92
52501600	Misc Oper AG	CS	9300004954	11/30/2012	7.73
52503000	Advertising	SA	100002038	11/30/2012	(6,666.11)
52503000	Advertising	ZI	9000001061	11/30/2012	1,148.00
52503000	Advertising	CF	9300004808	11/30/2012	(530.00)
52503000	Advertising	CF	9300004808	11/30/2012	530.00
52503000	Advertising	CF	9300004947	11/30/2012	(1,148.00)
52503000	Advertising	CF	9300004947	11/30/2012	1,148.00
52510000	Bank Svc Charges	SV	100001932	11/30/2012	8,065.75
52510000	Bank Svc Charges	SV	100001983	11/30/2012	15,092.20
52510000	Bank Svc Charges	SA	100002029	11/30/2012	8,195.12
52510000	Bank Svc Charges	SA	100002029	11/30/2012	(8,195.12)
52510000	Bank Svc Charges	KR	5000003467	11/30/2012	7,616.22
52510000	Bank Svc Charges	CS	9300004593	11/30/2012	8,195.12
52510000	Bank Svc Charges	CS	9300004585	11/30/2012	20,579.28
52510000	Bank Svc Charges	CS	9300004652	11/30/2012	(7,530.19)

## Kentucky American Water Company

Case No. 2012-00520

Response to PSC DR1, Item 31

Account	Description	Doc Type	Document Number	Posting Date	Amount
52510000	Bank Svc Charges	CS	9300004837	11/30/2012	(7,616.22)
52510000	Bank Svc Charges	CS	9300004932	11/30/2012	(8,065.75)
52510000	Bank Svc Charges	CS	9300005021	11/30/2012	(15,092.20)
52510000	Bank Svc Charges	CS	9300006088	11/30/2012	8,195.12
52510000	Bank Svc Charges	CS	9300006084	11/30/2012	(8,195.12)
52510015	Bank Svc Charges-CA	CS	9300004585	11/30/2012	(20,579.28)
52510015	Bank Svc Charges-CA	CS	9300004652	11/30/2012	7,530.19
52510015	Bank Svc Charges-CA	CS	9300004837	11/30/2012	7,616.22
52510015	Bank Svc Charges-CA	CS	9300004932	11/30/2012	8,065.75
52510015	Bank Svc Charges-CA	CS	9300005021	11/30/2012	15,092.20
52510015	Bank Svc Charges-CA	CS	9300006088	11/30/2012	(8,195.12)
52510016	Bank Svc Charges-AG	CS	9300004593	11/30/2012	(8,195.12)
52510016	Bank Svc Charges-AG	CS	9300006084	11/30/2012	8,195.12
52512500	Books&Publications	SV	100002018	11/30/2012	125.70
52512500	Books&Publications	CF	9300005784	11/30/2012	(125.70)
52512500	Books&Publications	CF	9300005784	11/30/2012	125.70
52514500	Charitb Don-H/Ed/En	SA	100002038	11/30/2012	1,500.00
52514500	Charitb Don-H/Ed/En	SA	100002038	11/30/2012	13,000.00
52514500	Charitb Don-H/Ed/En	SA	100002038	11/30/2012	5,000.00
52514500	Charitb Don-H/Ed/En	SA	100002038	11/30/2012	750.00
52514500	Charitb Don-H/Ed/En	SA	100002038	11/30/2012	100.00
52514500	Charitb Don-H/Ed/En	SA	100002038	11/30/2012	2,500.00
52514500	Charitb Don-H/Ed/En	SA	100002038	11/30/2012	500.00
52514500	Charitb Don-H/Ed/En	SA	100002038	11/30/2012	2,500.00
52514500	Charitb Don-H/Ed/En	SA	100002038	11/30/2012	9,789.10
52514500	Charitb Don-H/Ed/En	SA	100002038	11/30/2012	500.00
52514500	Charitb Don-H/Ed/En	SA	100002038	11/30/2012	500.00
52514500	Charitb Don-H/Ed/En	SA	100002038	11/30/2012	500.00
52514500	Charitb Don-H/Ed/En	SA	100002038	11/30/2012	15,000.00
52514500	Charitb Don-H/Ed/En	SA	100002038	11/30/2012	10,000.00
52514500	Charitb Don-H/Ed/En	CF	9300004366	11/30/2012	(100.00)
52514500	Charitb Don-H/Ed/En	CF	9300004366	11/30/2012	100.00
52514500	Charitb Don-H/Ed/En	CF	9300004553	11/30/2012	(29,500.00)
52514500	Charitb Don-H/Ed/En	CF	9300004553	11/30/2012	29,500.00
52514500	Charitb Don-H/Ed/En	CF	9300004981	11/30/2012	(500.00)
52514500	Charitb Don-H/Ed/En	CF	9300004981	11/30/2012	500.00
52514600	Charitb Don-Commnty	SA	100002038	11/30/2012	2,500.00
52514600	Charitb Don-Commnty	SA	100002038	11/30/2012	85.14
52514600	Charitb Don-Commnty	SA	100002038	11/30/2012	5.49
52514600	Charitb Don-Commnty	SA	100002038	11/30/2012	250.00
52514600	Charitb Don-Commnty	SA	100002038	11/30/2012	1,100.00
52514600	Charitb Don-Commnty	SA	100002038	11/30/2012	500.00
52514600	Charitb Don-Commnty	SA	100002038	11/30/2012	1,500.00
52514600	Charitb Don-Commnty	CF	9300004366	11/30/2012	(9,050.00)
52514600	Charitb Don-Commnty	CF	9300004366	11/30/2012	9,050.00
52514600	Charitb Don-Commnty	CF	9300004553	11/30/2012	(2,300.00)
52514600	Charitb Don-Commnty	CF	9300004553	11/30/2012	2,300.00
52514700	Community Partnrshps	SA	100002038	11/30/2012	148.74
52514700	Community Partnrshps	SA	100002038	11/30/2012	2,000.00
52514700	Community Partnrshps	SA	100002038	11/30/2012	300.00
52514700	Community Partnrshps	SA	100002038	11/30/2012	4,000.00
52514700	Community Partnrshps	SA	100002038	11/30/2012	58.30
52514700	Community Partnrshps	SA	100002038	11/30/2012	833.58

Kentucky American Water Company  
Case No. 2012-00520  
Response to PSC DR1, Item 31

Account	Description	Doc Type	Document Number	Posting Date	Amount
52514700	Community Partnrshps	SA	100002038	11/30/2012	52.96
52514700	Community Partnrshps	SA	100002038	11/30/2012	677.25
52514700	Community Partnrshps	SA	100002038	11/30/2012	8.46
52514700	Community Partnrshps	SA	100002038	11/30/2012	500.00
52514700	Community Partnrshps	SA	100002038	11/30/2012	75.21
52514700	Community Partnrshps	SA	100002038	11/30/2012	553.74
52514700	Community Partnrshps	SA	100002038	11/30/2012	292.75
52514700	Community Partnrshps	SA	100002038	11/30/2012	21.41
52514700	Community Partnrshps	SA	100002038	11/30/2012	18.97
52514700	Community Partnrshps	SA	100002038	11/30/2012	1,500.00
52514700	Community Partnrshps	SA	100002038	11/30/2012	1,200.00
52514700	Community Partnrshps	SA	100002038	11/30/2012	2,500.00
52514700	Community Partnrshps	SA	100002038	11/30/2012	1,500.00
52514700	Community Partnrshps	SA	100002038	11/30/2012	600.00
52514700	Community Partnrshps	SA	100002038	11/30/2012	1,500.00
52514700	Community Partnrshps	SA	100002038	11/30/2012	1,000.00
52514700	Community Partnrshps	SA	100002038	11/30/2012	500.00
52514700	Community Partnrshps	CF	9300004366	11/30/2012	(5,500.00)
52514700	Community Partnrshps	CF	9300004366	11/30/2012	5,500.00
52514700	Community Partnrshps	CF	9300004553	11/30/2012	(2,000.00)
52514700	Community Partnrshps	CF	9300004553	11/30/2012	2,000.00
52514700	Community Partnrshps	CF	9300004908	11/30/2012	(250.00)
52514700	Community Partnrshps	CF	9300004908	11/30/2012	250.00
52514700	Community Partnrshps	CF	9300004981	11/30/2012	(500.00)
52514700	Community Partnrshps	CF	9300004981	11/30/2012	500.00
52514901	Cust Edu Comm-Reg	SA	100002038	11/30/2012	409.65
52514901	Cust Edu Comm-Reg	SA	100002038	11/30/2012	274.80
52514901	Cust Edu Comm-Reg	SA	100002038	11/30/2012	853.75
52514901	Cust Edu Comm-Reg	SA	100002038	11/30/2012	475.00
52514902	Cust Edu Comm-3rdPty	SA	100002038	11/30/2012	43.09
52514903	Cust Edu Comm-Issues	SV	100002018	11/30/2012	761.95
52514903	Cust Edu Comm-Issues	SA	100002038	11/30/2012	287.07
52514903	Cust Edu Comm-Issues	CF	9300005784	11/30/2012	(761.95)
52514903	Cust Edu Comm-Issues	CF	9300005784	11/30/2012	761.95
52514904	Cust Edu Comm-Consrv	SA	100002038	11/30/2012	1,500.00
52514904	Cust Edu Comm-Consrv	SA	100002038	11/30/2012	1,008.88
52514904	Cust Edu Comm-Consrv	SA	100002038	11/30/2012	850.00
52514904	Cust Edu Comm-Consrv	SA	100002038	11/30/2012	1,781.08
52514904	Cust Edu Comm-Consrv	SA	100002038	11/30/2012	10,000.00
52514904	Cust Edu Comm-Consrv	SA	100002038	11/30/2012	137.80
52514904	Cust Edu Comm-Consrv	SA	100002038	11/30/2012	26.50
52514904	Cust Edu Comm-Consrv	SA	100002038	11/30/2012	608.31
52514904	Cust Edu Comm-Consrv	SA	100002038	11/30/2012	157.86
52514904	Cust Edu Comm-Consrv	SA	100002038	11/30/2012	2,500.00
52514904	Cust Edu Comm-Consrv	SA	100002038	11/30/2012	1,000.00
52514904	Cust Edu Comm-Consrv	CF	9300004553	11/30/2012	(17,050.00)
52514904	Cust Edu Comm-Consrv	CF	9300004553	11/30/2012	17,050.00
52514904	Cust Edu Comm-Consrv	CF	9300004908	11/30/2012	(923.52)
52514904	Cust Edu Comm-Consrv	CF	9300004908	11/30/2012	923.52
52514905	Cust Edu Comm-Printd	SA	100002038	11/30/2012	566.45
52514905	Cust Edu Comm-Printd	SA	100002038	11/30/2012	840.90
52514905	Cust Edu Comm-Printd	SA	100002038	11/30/2012	448.19
52514905	Cust Edu Comm-Printd	SA	100002038	11/30/2012	(1,764.09)

Kentucky American Water Company  
Case No. 2012-00520  
Response to PSC DR1, Item 31

Account	Description	Doc Type	Document Number	Posting Date	Amount
52514905	Cust Edu Comm-Printd	SA	100002038	11/30/2012	183.00
52514905	Cust Edu Comm-Printd	CF	9300004366	11/30/2012	(2,453.90)
52514905	Cust Edu Comm-Printd	CF	9300004366	11/30/2012	2,453.90
52514905	Cust Edu Comm-Printd	CF	9300004425	11/30/2012	(272.57)
52514905	Cust Edu Comm-Printd	CF	9300004425	11/30/2012	272.57
52514905	Cust Edu Comm-Printd	CF	9300004640	11/30/2012	(1,086.42)
52514905	Cust Edu Comm-Printd	CF	9300004640	11/30/2012	1,086.42
52514906	Cust Edu-Bill Insert	SA	100002038	11/30/2012	3,871.56
52514906	Cust Edu-Bill Insert	SA	100002038	11/30/2012	4,993.16
52514906	Cust Edu-Bill Insert	SA	100002038	11/30/2012	531.88
52514906	Cust Edu-Bill Insert	SA	100002038	11/30/2012	(9,396.60)
52514906	Cust Edu-Bill Insert	CF	9300004366	11/30/2012	(4,574.36)
52514906	Cust Edu-Bill Insert	CF	9300004366	11/30/2012	4,574.36
52514907	Cust Edu-Press Rls	SA	100002038	11/30/2012	646.01
52514907	Cust Edu-Press Rls	SA	100002038	11/30/2012	646.01
52514907	Cust Edu-Press Rls	SA	100002038	11/30/2012	(1,292.02)
52514909	Cust Edu-Video&Photo	SA	100002038	11/30/2012	325.00
52514909	Cust Edu-Video&Photo	SA	100002038	11/30/2012	228.00
52514909	Cust Edu-Video&Photo	SA	100002038	11/30/2012	150.00
52515000	Commun Relations-E	ZI	9000000139	11/30/2012	287.55
52515000	Commun Relations-E	ZI	9000000158	11/30/2012	400.00
52515000	Commun Relations-E	ZI	9000000178	11/30/2012	235.75
52515000	Commun Relations-E	ZI	9000000440	11/30/2012	23.26
52515000	Commun Relations-E	ZI	9000000441	11/30/2012	16.92
52515000	Commun Relations-E	ZI	9000000442	11/30/2012	53.82
52515000	Commun Relations-E	ZI	9000000463	11/30/2012	39.26
52515000	Commun Relations-E	ZI	9000000493	11/30/2012	431.04
52515000	Commun Relations-E	ZI	9000000494	11/30/2012	21.15
52515000	Commun Relations-E	ZI	9000000495	11/30/2012	35.44
52515000	Commun Relations-E	ZI	9000000504	11/30/2012	42.90
52515000	Commun Relations-E	ZI	9000000539	11/30/2012	455.80
52515000	Commun Relations-E	ZI	9000000559	11/30/2012	(8.78)
52515000	Commun Relations-E	ZI	9000000560	11/30/2012	4.62
52515000	Commun Relations-E	ZI	9000000561	11/30/2012	57.18
52515000	Commun Relations-E	ZI	9000000579	11/30/2012	412.00
52515000	Commun Relations-E	ZI	9000000586	11/30/2012	52.87
52515000	Commun Relations-E	ZI	9000000605	11/30/2012	50.88
52515000	Commun Relations-E	ZI	9000001064	11/30/2012	27.54
52515000	Commun Relations-E	CF	9300004366	11/30/2012	(2,851.78)
52515000	Commun Relations-E	CF	9300004366	11/30/2012	2,851.78
52515000	Commun Relations-E	CF	9300004908	11/30/2012	(2,639.20)
52515000	Commun Relations-E	CF	9300004908	11/30/2012	2,639.20
52515001	Commun Relations-S	SA	100002038	11/30/2012	521.71
52515001	Commun Relations-S	SA	100002038	11/30/2012	597.42
52515001	Commun Relations-S	SA	100002038	11/30/2012	872.17
52515001	Commun Relations-S	SA	100002038	11/30/2012	290.44
52515001	Commun Relations-S	SA	100002038	11/30/2012	186.13
52515001	Commun Relations-S	SA	100002038	11/30/2012	5,084.82
52515001	Commun Relations-S	SA	100002038	11/30/2012	3,167.00
52515001	Commun Relations-S	ZI	9000001094	11/30/2012	1,392.84
52515001	Commun Relations-S	CF	9300004908	11/30/2012	(1,392.84)
52515001	Commun Relations-S	CF	9300004908	11/30/2012	1,392.84
52520000	Collection Agencies	SN	100001946	11/30/2012	(115.32)

## Kentucky American Water Company

Case No. 2012-00520

Response to PSC DR1, Item 31

Account	Description	Doc Type	Document Number	Posting Date	Amount
52520000	Collection Agencies	SV	100001967	11/30/2012	2,112.87
52520000	Collection Agencies	SV	100001969	11/30/2012	2,076.06
52520000	Collection Agencies	KR	5000003445	11/30/2012	2,037.40
52520000	Collection Agencies	CF	9300004392	11/30/2012	(2,735.96)
52520000	Collection Agencies	CF	9300004392	11/30/2012	2,735.96
52520000	Collection Agencies	CF	9300004586	11/30/2012	6,286.68
52520000	Collection Agencies	CF	9300004586	11/30/2012	(6,286.68)
52520000	Collection Agencies	CF	9300004653	11/30/2012	(301.85)
52520000	Collection Agencies	CF	9300004653	11/30/2012	301.85
52520000	Collection Agencies	CF	9300004838	11/30/2012	(3,658.32)
52520000	Collection Agencies	CF	9300004838	11/30/2012	3,658.32
52520000	Collection Agencies	CF	9300004933	11/30/2012	115.32
52520000	Collection Agencies	CF	9300004933	11/30/2012	(115.32)
52520000	Collection Agencies	CF	9300005022	11/30/2012	(4,188.93)
52520000	Collection Agencies	CF	9300005022	11/30/2012	4,188.93
52522000	Community Relations	SA	100002038	11/30/2012	(14,333.39)
52522000	Community Relations	SA	100002038	11/30/2012	1,292.02
52524000	Co Dues/Mmbrshp Ded	SA	100001838	11/30/2012	307.11
52524000	Co Dues/Mmbrshp Ded	SA	100001841	11/30/2012	532.11
52524000	Co Dues/Mmbrshp Ded	AB	100002031	11/30/2012	(320.00)
52524000	Co Dues/Mmbrshp Ded	ZI	9000000295	11/30/2012	110.00
52524000	Co Dues/Mmbrshp Ded	ZI	9000000710	11/30/2012	500.00
52524000	Co Dues/Mmbrshp Ded	ZI	9000000792	11/30/2012	175.00
52524000	Co Dues/Mmbrshp Ded	CF	9300004637	11/30/2012	(839.22)
52524000	Co Dues/Mmbrshp Ded	CF	9300004637	11/30/2012	839.22
52524000	Co Dues/Mmbrshp Ded	CF	9300004796	11/30/2012	(439.83)
52524000	Co Dues/Mmbrshp Ded	CF	9300004796	11/30/2012	439.83
52524000	Co Dues/Mmbrshp Ded	CF	9300004799	11/30/2012	(3,800.50)
52524000	Co Dues/Mmbrshp Ded	CF	9300004799	11/30/2012	3,800.50
52524000	Co Dues/Mmbrshp Ded	CF	9300004808	11/30/2012	(833.33)
52524000	Co Dues/Mmbrshp Ded	CF	9300004808	11/30/2012	833.33
52524000	Co Dues/Mmbrshp Ded	CF	9300004908	11/30/2012	(1,215.00)
52524000	Co Dues/Mmbrshp Ded	CF	9300004908	11/30/2012	1,215.00
52524000	Co Dues/Mmbrshp Ded	CF	9300004923	11/30/2012	(175.00)
52524000	Co Dues/Mmbrshp Ded	CF	9300004923	11/30/2012	175.00
52524000	Co Dues/Mmbrshp Ded	CF	9300004971	11/30/2012	(110.00)
52524000	Co Dues/Mmbrshp Ded	CF	9300004971	11/30/2012	110.00
52524000	Co Dues/Mmbrshp Ded	CF	9300005782	11/30/2012	(320.00)
52524000	Co Dues/Mmbrshp Ded	CF	9300005782	11/30/2012	320.00
52524000	Co Dues/Mmbrshp Ded	CF	9300006086	11/30/2012	320.00
52524000	Co Dues/Mmbrshp Ded	CF	9300006086	11/30/2012	(320.00)
52524000	Co Dues/Mmbrshp Ded	SR	9600000101	11/30/2012	833.33
52524000	Co Dues/Mmbrshp Ded	SR	9600000102	11/30/2012	439.83
52524000	Co Dues/Mmbrshp Ded	SR	9600000105	11/30/2012	3,800.50
52526100	Credit Line Fees I/C	SA	100001970	11/30/2012	4,207.24
52526100	Credit Line Fees I/C	SV	100001977	11/30/2012	1,106.41
52527000	Directors Fees	CF	9300004364	11/30/2012	(200.00)
52527000	Directors Fees	CF	9300004364	11/30/2012	200.00
52527000	Directors Fees	CF	9300004546	11/30/2012	(6,666.00)
52527000	Directors Fees	CF	9300004546	11/30/2012	6,666.00
52527000	Directors Fees	CF	9300004637	11/30/2012	(3,333.00)
52527000	Directors Fees	CF	9300004637	11/30/2012	3,333.00
52532000	Electricity	SV	100001935	11/30/2012	6,148.48

## Kentucky American Water Company

Case No. 2012-00520

Response to PSC DR1, Item 31

Account	Description	Doc Type	Document Number	Posting Date	Amount
52532000	Electricity	SV	100001935	11/30/2012	2,927.06
52532000	Electricity	SV	100001935	11/30/2012	23.65
52532000	Electricity	SV	100001935	11/30/2012	690.03
52532000	Electricity	SV	100001935	11/30/2012	93.22
52532000	Electricity	SV	100001935	11/30/2012	192.34
52532000	Electricity	SV	100002003	11/30/2012	(1.20)
52532000	Electricity	SV	100002003	11/30/2012	(2.95)
52532000	Electricity	SV	100002003	11/30/2012	(25.91)
52532000	Electricity	ZN	5000003389	11/30/2012	45.07
52532000	Electricity	CS	9300004411	11/30/2012	(50.16)
52532000	Electricity	CS	9300004605	11/30/2012	64.24
52532000	Electricity	CS	9300004856	11/30/2012	(45.07)
52532000	Electricity	CS	9300004948	11/30/2012	(93.22)
52532000	Electricity	CS	9300005775	11/30/2012	1.20
52532000	Electricity	CS	9300004562	11/30/2012	20.93
52532000	Electricity	CS	9300004815	11/30/2012	(68.68)
52532000	Electricity	CS	9300004914	11/30/2012	(23.65)
52532000	Electricity	CS	9300004428	11/30/2012	(1,996.76)
52532000	Electricity	CS	9300004622	11/30/2012	2,311.68
52532000	Electricity	CS	9300004664	11/30/2012	(172.78)
52532000	Electricity	CS	9300004873	11/30/2012	(153.88)
52532000	Electricity	CS	9300004960	11/30/2012	(2,927.06)
52532000	Electricity	CS	9300005776	11/30/2012	2.95
52532000	Electricity	CS	9300004370	11/30/2012	(64.68)
52532000	Electricity	CS	9300004560	11/30/2012	1,621.10
52532000	Electricity	CS	9300004643	11/30/2012	(61.47)
52532000	Electricity	CS	9300004813	11/30/2012	(62.93)
52532000	Electricity	CS	9300004912	11/30/2012	(690.03)
52532000	Electricity	CS	9300005769	11/30/2012	25.91
52532000	Electricity	CS	9300004396	11/30/2012	(5,268.53)
52532000	Electricity	CS	9300004591	11/30/2012	7,232.75
52532000	Electricity	CS	9300004936	11/30/2012	(6,148.48)
52532000	Electricity	CS	9300004550	11/30/2012	102.07
52532000	Electricity	CS	9300004639	11/30/2012	(192.31)
52532000	Electricity	CS	9300004905	11/30/2012	(192.34)
52532013	Electricity WT	CS	9300004411	11/30/2012	50.16
52532013	Electricity WT	CS	9300004605	11/30/2012	(64.24)
52532013	Electricity WT	CS	9300004856	11/30/2012	45.07
52532013	Electricity WT	CS	9300004948	11/30/2012	93.22
52532013	Electricity WT	CS	9300005775	11/30/2012	(1.20)
52532013	Electricity WT	CS	9300004562	11/30/2012	(20.93)
52532013	Electricity WT	CS	9300004815	11/30/2012	68.68
52532013	Electricity WT	CS	9300004914	11/30/2012	23.65
52532014	Electricity TD	CS	9300004428	11/30/2012	1,996.76
52532014	Electricity TD	CS	9300004622	11/30/2012	(2,311.68)
52532014	Electricity TD	CS	9300004664	11/30/2012	172.78
52532014	Electricity TD	CS	9300004873	11/30/2012	153.88
52532014	Electricity TD	CS	9300004960	11/30/2012	2,927.06
52532014	Electricity TD	CS	9300005776	11/30/2012	(2.95)
52532014	Electricity TD	CS	9300004370	11/30/2012	64.68
52532014	Electricity TD	CS	9300004560	11/30/2012	(1,621.10)
52532014	Electricity TD	CS	9300004643	11/30/2012	61.47
52532014	Electricity TD	CS	9300004813	11/30/2012	62.93



## Kentucky American Water Company

Case No. 2012-00520

Response to PSC DR1, Item 31

Account	Description	Doc Type	Document Number	Posting Date	Amount
52532014	Electricity TD	CS	9300004912	11/30/2012	690.03
52532014	Electricity TD	CS	9300005769	11/30/2012	(25.91)
52532016	Electricity AG	CS	9300004396	11/30/2012	5,268.53
52532016	Electricity AG	CS	9300004591	11/30/2012	(7,232.75)
52532016	Electricity AG	CS	9300004936	11/30/2012	6,148.48
52532016	Electricity AG	CS	9300004550	11/30/2012	(102.07)
52532016	Electricity AG	CS	9300004639	11/30/2012	192.31
52532016	Electricity AG	CS	9300004905	11/30/2012	192.34
52534000	Employee Expenses	SV	100001981	11/30/2012	23,924.31
52534000	Employee Expenses	SV	100001988	11/30/2012	(23,924.31)
52534000	Employee Expenses	SV	100001989	11/30/2012	28,953.83
52534000	Employee Expenses	PA	7000000157	11/30/2012	90.00
52534000	Employee Expenses	ZI	9000000000	11/30/2012	100.00
52534000	Employee Expenses	ZI	9000000007	11/30/2012	15.72
52534000	Employee Expenses	ZI	9000000008	11/30/2012	160.79
52534000	Employee Expenses	ZI	9000000019	11/30/2012	5.35
52534000	Employee Expenses	ZI	9000000038	11/30/2012	190.00
52534000	Employee Expenses	ZI	9000000044	11/30/2012	5.00
52534000	Employee Expenses	ZI	9000000046	11/30/2012	401.80
52534000	Employee Expenses	ZI	9000000047	11/30/2012	309.10
52534000	Employee Expenses	ZI	9000000104	11/30/2012	164.50
52534000	Employee Expenses	ZI	9000000105	11/30/2012	31.00
52534000	Employee Expenses	ZI	9000000123	11/30/2012	164.50
52534000	Employee Expenses	ZI	9000000124	11/30/2012	130.43
52534000	Employee Expenses	ZI	9000000133	11/30/2012	123.63
52534000	Employee Expenses	ZI	9000000153	11/30/2012	125.00
52534000	Employee Expenses	ZI	9000000160	11/30/2012	262.00
52534000	Employee Expenses	ZI	9000000185	11/30/2012	78.11
52534000	Employee Expenses	ZI	9000000211	11/30/2012	5.00
52534000	Employee Expenses	ZI	9000000219	11/30/2012	5.00
52534000	Employee Expenses	ZI	9000000220	11/30/2012	387.20
52534000	Employee Expenses	ZI	9000000227	11/30/2012	370.89
52534000	Employee Expenses	ZI	9000000236	11/30/2012	24.00
52534000	Employee Expenses	ZI	9000000250	11/30/2012	5.00
52534000	Employee Expenses	ZI	9000000267	11/30/2012	320.20
52534000	Employee Expenses	ZI	9000000278	11/30/2012	14.00
52534000	Employee Expenses	ZI	9000000284	11/30/2012	14.00
52534000	Employee Expenses	ZI	9000000291	11/30/2012	9.00
52534000	Employee Expenses	ZI	9000000310	11/30/2012	107.34
52534000	Employee Expenses	ZI	9000000311	11/30/2012	107.34
52534000	Employee Expenses	ZI	9000000312	11/30/2012	107.34
52534000	Employee Expenses	ZI	9000000318	11/30/2012	110.00
52534000	Employee Expenses	ZI	9000000363	11/30/2012	296.57
52534000	Employee Expenses	ZI	9000000367	11/30/2012	245.00
52534000	Employee Expenses	ZI	9000000413	11/30/2012	639.80
52534000	Employee Expenses	ZI	9000000444	11/30/2012	5.00
52534000	Employee Expenses	ZI	9000000445	11/30/2012	(639.80)
52534000	Employee Expenses	ZI	9000000457	11/30/2012	188.60
52534000	Employee Expenses	ZI	9000000499	11/30/2012	361.18
52534000	Employee Expenses	ZI	9000000601	11/30/2012	(50.00)
52534000	Employee Expenses	ZI	9000000625	11/30/2012	110.00
52534000	Employee Expenses	ZI	9000000625	11/30/2012	110.00
52534000	Employee Expenses	ZI	9000000628	11/30/2012	25.00

## Kentucky American Water Company

Case No. 2012-00520

Response to PSC DR1, Item 31

Account	Description	Doc Type	Document Number	Posting Date	Amount
52534000	Employee Expenses	ZI	9000000630	11/30/2012	60.00
52534000	Employee Expenses	ZI	9000000631	11/30/2012	25.00
52534000	Employee Expenses	ZI	9000000665	11/30/2012	379.50
52534000	Employee Expenses	ZI	9000000666	11/30/2012	44.00
52534000	Employee Expenses	ZI	9000000673	11/30/2012	399.01
52534000	Employee Expenses	ZI	9000000674	11/30/2012	44.00
52534000	Employee Expenses	ZI	9000000676	11/30/2012	50.00
52534000	Employee Expenses	ZI	9000000677	11/30/2012	25.00
52534000	Employee Expenses	ZI	9000000681	11/30/2012	22.00
52534000	Employee Expenses	ZI	9000000682	11/30/2012	50.00
52534000	Employee Expenses	ZI	9000000683	11/30/2012	25.00
52534000	Employee Expenses	ZI	9000000684	11/30/2012	328.63
52534000	Employee Expenses	ZI	9000000708	11/30/2012	5.00
52534000	Employee Expenses	ZI	9000000709	11/30/2012	449.20
52534000	Employee Expenses	ZI	9000000723	11/30/2012	217.05
52534000	Employee Expenses	ZI	9000000724	11/30/2012	217.05
52534000	Employee Expenses	ZI	9000000725	11/30/2012	300.51
52534000	Employee Expenses	ZI	9000000781	11/30/2012	199.82
52534000	Employee Expenses	ZI	9000000802	11/30/2012	234.46
52534000	Employee Expenses	ZI	9000000806	11/30/2012	168.00
52534000	Employee Expenses	ZI	9000000811	11/30/2012	12.00
52534000	Employee Expenses	ZI	9000000812	11/30/2012	25.00
52534000	Employee Expenses	ZI	9000000830	11/30/2012	25.00
52534000	Employee Expenses	ZI	9000000846	11/30/2012	12.00
52534000	Employee Expenses	ZI	9000000856	11/30/2012	5.00
52534000	Employee Expenses	ZI	9000000860	11/30/2012	435.46
52534000	Employee Expenses	ZI	9000000865	11/30/2012	100.79
52534000	Employee Expenses	ZI	9000000876	11/30/2012	21.00
52534000	Employee Expenses	ZI	9000000878	11/30/2012	100.79
52534000	Employee Expenses	ZI	9000000879	11/30/2012	100.79
52534000	Employee Expenses	ZI	9000000880	11/30/2012	867.50
52534000	Employee Expenses	ZI	9000000883	11/30/2012	5.00
52534000	Employee Expenses	ZI	9000000888	11/30/2012	100.79
52534000	Employee Expenses	ZI	9000000889	11/30/2012	100.79
52534000	Employee Expenses	ZI	9000000907	11/30/2012	25.00
52534000	Employee Expenses	ZI	9000000929	11/30/2012	65.31
52534000	Employee Expenses	ZI	9000000940	11/30/2012	5.00
52534000	Employee Expenses	ZI	9000000941	11/30/2012	682.32
52534000	Employee Expenses	ZI	9000000942	11/30/2012	5.00
52534000	Employee Expenses	ZI	9000000943	11/30/2012	682.32
52534000	Employee Expenses	ZI	9000000957	11/30/2012	(181.80)
52534000	Employee Expenses	ZI	9000000958	11/30/2012	181.80
52534000	Employee Expenses	ZI	9000000968	11/30/2012	21.00
52534000	Employee Expenses	ZI	9000000971	11/30/2012	21.00
52534000	Employee Expenses	ZI	9000000986	11/30/2012	329.00
52534000	Employee Expenses	ZI	9000000999	11/30/2012	139.60
52534000	Employee Expenses	ZI	9000001019	11/30/2012	5.00
52534000	Employee Expenses	ZI	9000001029	11/30/2012	683.20
52534000	Employee Expenses	ZI	9000001082	11/30/2012	164.60
52534000	Employee Expenses	ZI	9000001084	11/30/2012	164.60
52534000	Employee Expenses	ZI	9000001089	11/30/2012	295.92
52534000	Employee Expenses	ZI	9000001090	11/30/2012	8.47
52534000	Employee Expenses	CF	9300004249	11/30/2012	(0.31)

## Kentucky American Water Company

Case No. 2012-00520

Response to PSC DR1, Item 31

Account	Description	Doc Type	Document Number	Posting Date	Amount
52534000	Employee Expenses	CF	9300004249	11/30/2012	0.31
52534000	Employee Expenses	CF	9300004357	11/30/2012	208.59
52534000	Employee Expenses	CF	9300004357	11/30/2012	(208.59)
52534000	Employee Expenses	CF	9300004429	11/30/2012	(30.69)
52534000	Employee Expenses	CF	9300004429	11/30/2012	30.69
52534000	Employee Expenses	CF	9300004546	11/30/2012	74,826.24
52534000	Employee Expenses	CF	9300004546	11/30/2012	(74,826.24)
52534000	Employee Expenses	CF	9300004571	11/30/2012	(4.80)
52534000	Employee Expenses	CF	9300004571	11/30/2012	4.80
52534000	Employee Expenses	CF	9300004822	11/30/2012	(7.20)
52534000	Employee Expenses	CF	9300004822	11/30/2012	7.20
52534000	Employee Expenses	CF	9300004898	11/30/2012	(3,399.35)
52534000	Employee Expenses	CF	9300004898	11/30/2012	3,399.35
52534000	Employee Expenses	CF	9300004908	11/30/2012	(22.00)
52534000	Employee Expenses	CF	9300004908	11/30/2012	22.00
52534000	Employee Expenses	CF	9300004923	11/30/2012	(813.86)
52534000	Employee Expenses	CF	9300004923	11/30/2012	813.86
52534000	Employee Expenses	CF	9300004945	11/30/2012	(469.02)
52534000	Employee Expenses	CF	9300004945	11/30/2012	469.02
52534000	Employee Expenses	CF	9300004947	11/30/2012	(805.38)
52534000	Employee Expenses	CF	9300004947	11/30/2012	805.38
52534000	Employee Expenses	CF	9300004951	11/30/2012	(189.00)
52534000	Employee Expenses	CF	9300004951	11/30/2012	189.00
52534000	Employee Expenses	CF	9300004955	11/30/2012	(3,648.40)
52534000	Employee Expenses	CF	9300004955	11/30/2012	3,648.40
52534000	Employee Expenses	CF	9300004961	11/30/2012	(888.90)
52534000	Employee Expenses	CF	9300004961	11/30/2012	888.90
52534000	Employee Expenses	CF	9300004963	11/30/2012	(494.52)
52534000	Employee Expenses	CF	9300004963	11/30/2012	494.52
52534000	Employee Expenses	CF	9300004965	11/30/2012	(188.60)
52534000	Employee Expenses	CF	9300004965	11/30/2012	188.60
52534000	Employee Expenses	CF	9300004971	11/30/2012	(994.50)
52534000	Employee Expenses	CF	9300004971	11/30/2012	994.50
52534000	Employee Expenses	CF	9300004975	11/30/2012	(1,607.19)
52534000	Employee Expenses	CF	9300004975	11/30/2012	1,607.19
52534000	Employee Expenses	CF	9300004986	11/30/2012	(498.20)
52534000	Employee Expenses	CF	9300004986	11/30/2012	498.20
52534000	Employee Expenses	CF	9300004994	11/30/2012	(1,215.85)
52534000	Employee Expenses	CF	9300004994	11/30/2012	1,215.85
52534000	Employee Expenses	CF	9300004996	11/30/2012	(735.20)
52534000	Employee Expenses	CF	9300004996	11/30/2012	735.20
52534000	Employee Expenses	CF	9300005001	11/30/2012	(658.13)
52534000	Employee Expenses	CF	9300005001	11/30/2012	658.13
52534000	Employee Expenses	CF	9300005008	11/30/2012	(305.38)
52534000	Employee Expenses	CF	9300005008	11/30/2012	305.38
52534000	Employee Expenses	CF	9300005014	11/30/2012	(1,165.70)
52534000	Employee Expenses	CF	9300005014	11/30/2012	1,165.70
52534000	Employee Expenses	CF	9300005018	11/30/2012	(28,953.83)
52534000	Employee Expenses	CF	9300005018	11/30/2012	28,953.83
52534000	Employee Expenses	UT	9300004535	11/30/2012	(55.51)
52534000	Employee Expenses	UT	9300004786	11/30/2012	(82.80)
52534000	Employee Expenses	UZ	2000000530	11/30/2012	(717.40)
52534000	Employee Expenses	UZ	2000000547	11/30/2012	(1,395.14)

## Kentucky American Water Company

Case No. 2012-00520

Response to PSC DR1, Item 31

Account	Description	Doc Type	Document Number	Posting Date	Amount
52534200	Conferences & Reg	SA	100001842	11/30/2012	54.10
52534200	Conferences & Reg	ZI	9000000173	11/30/2012	295.00
52534200	Conferences & Reg	ZI	9000000296	11/30/2012	795.00
52534200	Conferences & Reg	ZI	9000000391	11/30/2012	950.00
52534200	Conferences & Reg	ZI	9000000438	11/30/2012	495.00
52534200	Conferences & Reg	ZI	9000000506	11/30/2012	50.00
52534200	Conferences & Reg	ZI	9000000584	11/30/2012	60.00
52534200	Conferences & Reg	ZI	9000000594	11/30/2012	330.00
52534200	Conferences & Reg	ZI	9000000599	11/30/2012	695.00
52534200	Conferences & Reg	ZI	9000000794	11/30/2012	175.00
52534200	Conferences & Reg	ZI	9000001005	11/30/2012	190.00
52534200	Conferences & Reg	ZI	9000001060	11/30/2012	300.00
52534200	Conferences & Reg	ZI	9000001083	11/30/2012	51.55
52534200	Conferences & Reg	CF	9300004637	11/30/2012	(54.10)
52534200	Conferences & Reg	CF	9300004637	11/30/2012	54.10
52534200	Conferences & Reg	CF	9300004898	11/30/2012	(950.00)
52534200	Conferences & Reg	CF	9300004898	11/30/2012	950.00
52534200	Conferences & Reg	CF	9300004908	11/30/2012	(351.55)
52534200	Conferences & Reg	CF	9300004908	11/30/2012	351.55
52534200	Conferences & Reg	CF	9300004945	11/30/2012	(1,510.00)
52534200	Conferences & Reg	CF	9300004945	11/30/2012	1,510.00
52534200	Conferences & Reg	CF	9300004963	11/30/2012	(495.00)
52534200	Conferences & Reg	CF	9300004963	11/30/2012	495.00
52534200	Conferences & Reg	CF	9300004971	11/30/2012	(1,080.00)
52534200	Conferences & Reg	CF	9300004971	11/30/2012	1,080.00
52534200	Conferences & Reg	CF	9300004975	11/30/2012	(1,329.00)
52534200	Conferences & Reg	CF	9300004975	11/30/2012	1,329.00
52534200	Conferences & Reg	CF	9300004981	11/30/2012	(350.00)
52534200	Conferences & Reg	CF	9300004981	11/30/2012	350.00
52534200	Conferences & Reg	CF	9300005002	11/30/2012	70.00
52534200	Conferences & Reg	CF	9300005002	11/30/2012	(70.00)
52534200	Conferences & Reg	CF	9300005014	11/30/2012	(895.00)
52534200	Conferences & Reg	CF	9300005014	11/30/2012	895.00
52535000	Meals Deductible	SV	100001981	11/30/2012	23,924.30
52535000	Meals Deductible	SV	100001988	11/30/2012	(23,924.30)
52535000	Meals Deductible	SV	100001989	11/30/2012	28,953.83
52535000	Meals Deductible	ZI	9000000001	11/30/2012	9.54
52535000	Meals Deductible	ZI	9000000003	11/30/2012	51.19
52535000	Meals Deductible	ZI	9000000005	11/30/2012	6.93
52535000	Meals Deductible	ZI	9000000006	11/30/2012	47.20
52535000	Meals Deductible	ZI	9000000009	11/30/2012	22.57
52535000	Meals Deductible	ZI	9000000029	11/30/2012	106.17
52535000	Meals Deductible	ZI	9000000033	11/30/2012	24.16
52535000	Meals Deductible	ZI	9000000037	11/30/2012	4.44
52535000	Meals Deductible	ZI	9000000039	11/30/2012	10.60
52535000	Meals Deductible	ZI	9000000040	11/30/2012	19.08
52535000	Meals Deductible	ZI	9000000041	11/30/2012	65.05
52535000	Meals Deductible	ZI	9000000042	11/30/2012	28.09
52535000	Meals Deductible	ZI	9000000043	11/30/2012	102.78
52535000	Meals Deductible	ZI	9000000045	11/30/2012	41.44
52535000	Meals Deductible	ZI	9000000066	11/30/2012	22.95
52535000	Meals Deductible	ZI	9000000072	11/30/2012	27.95
52535000	Meals Deductible	ZI	9000000074	11/30/2012	17.28

## Kentucky American Water Company

Case No. 2012-00520

Response to PSC DR1, Item 31

Account	Description	Doc Type	Document Number	Posting Date	Amount
52535000	Meals Deductible	ZI	9000000076	11/30/2012	18.39
52535000	Meals Deductible	ZI	9000000077	11/30/2012	45.65
52535000	Meals Deductible	ZI	9000000080	11/30/2012	9.62
52535000	Meals Deductible	ZI	9000000087	11/30/2012	10.15
52535000	Meals Deductible	ZI	9000000088	11/30/2012	24.05
52535000	Meals Deductible	ZI	9000000095	11/30/2012	8.99
52535000	Meals Deductible	ZI	9000000102	11/30/2012	10.59
52535000	Meals Deductible	ZI	9000000103	11/30/2012	9.08
52535000	Meals Deductible	ZI	9000000110	11/30/2012	23.35
52535000	Meals Deductible	ZI	9000000111	11/30/2012	9.78
52535000	Meals Deductible	ZI	9000000114	11/30/2012	10.77
52535000	Meals Deductible	ZI	9000000116	11/30/2012	4.07
52535000	Meals Deductible	ZI	9000000117	11/30/2012	6.35
52535000	Meals Deductible	ZI	9000000118	11/30/2012	7.31
52535000	Meals Deductible	ZI	9000000121	11/30/2012	16.33
52535000	Meals Deductible	ZI	9000000122	11/30/2012	27.05
52535000	Meals Deductible	ZI	9000000125	11/30/2012	34.04
52535000	Meals Deductible	ZI	9000000128	11/30/2012	7.94
52535000	Meals Deductible	ZI	9000000134	11/30/2012	9.41
52535000	Meals Deductible	ZI	9000000137	11/30/2012	12.72
52535000	Meals Deductible	ZI	9000000140	11/30/2012	26.00
52535000	Meals Deductible	ZI	9000000144	11/30/2012	37.69
52535000	Meals Deductible	ZI	9000000145	11/30/2012	6.35
52535000	Meals Deductible	ZI	9000000147	11/30/2012	9.50
52535000	Meals Deductible	ZI	9000000148	11/30/2012	9.93
52535000	Meals Deductible	ZI	9000000149	11/30/2012	15.45
52535000	Meals Deductible	ZI	9000000150	11/30/2012	9.87
52535000	Meals Deductible	ZI	9000000154	11/30/2012	18.83
52535000	Meals Deductible	ZI	9000000159	11/30/2012	34.45
52535000	Meals Deductible	ZI	9000000165	11/30/2012	16.55
52535000	Meals Deductible	ZI	9000000167	11/30/2012	17.75
52535000	Meals Deductible	ZI	9000000170	11/30/2012	6.88
52535000	Meals Deductible	ZI	9000000176	11/30/2012	17.00
52535000	Meals Deductible	ZI	9000000177	11/30/2012	107.75
52535000	Meals Deductible	ZI	9000000184	11/30/2012	9.84
52535000	Meals Deductible	ZI	9000000188	11/30/2012	36.80
52535000	Meals Deductible	ZI	9000000190	11/30/2012	17.52
52535000	Meals Deductible	ZI	9000000192	11/30/2012	41.82
52535000	Meals Deductible	ZI	9000000193	11/30/2012	29.81
52535000	Meals Deductible	ZI	9000000194	11/30/2012	29.51
52535000	Meals Deductible	ZI	9000000201	11/30/2012	32.88
52535000	Meals Deductible	ZI	9000000215	11/30/2012	27.96
52535000	Meals Deductible	ZI	9000000218	11/30/2012	116.32
52535000	Meals Deductible	ZI	9000000221	11/30/2012	18.13
52535000	Meals Deductible	ZI	9000000226	11/30/2012	7.09
52535000	Meals Deductible	ZI	9000000230	11/30/2012	25.49
52535000	Meals Deductible	ZI	9000000247	11/30/2012	7.73
52535000	Meals Deductible	ZI	9000000256	11/30/2012	6.44
52535000	Meals Deductible	ZI	9000000257	11/30/2012	41.46
52535000	Meals Deductible	ZI	9000000259	11/30/2012	50.00
52535000	Meals Deductible	ZI	9000000269	11/30/2012	34.57
52535000	Meals Deductible	ZI	9000000274	11/30/2012	8.46
52535000	Meals Deductible	ZI	9000000275	11/30/2012	25.37

## Kentucky American Water Company

Case No. 2012-00520

Response to PSC DR1, Item 31

Account	Description	Doc Type	Document Number	Posting Date	Amount
52535000	Meals Deductible	ZI	9000000279	11/30/2012	15.65
52535000	Meals Deductible	ZI	9000000287	11/30/2012	17.53
52535000	Meals Deductible	ZI	9000000294	11/30/2012	29.49
52535000	Meals Deductible	ZI	9000000304	11/30/2012	4.42
52535000	Meals Deductible	ZI	9000000305	11/30/2012	26.88
52535000	Meals Deductible	ZI	9000000306	11/30/2012	7.31
52535000	Meals Deductible	ZI	9000000307	11/30/2012	9.51
52535000	Meals Deductible	ZI	9000000308	11/30/2012	8.47
52535000	Meals Deductible	ZI	9000000309	11/30/2012	10.00
52535000	Meals Deductible	ZI	9000000322	11/30/2012	22.84
52535000	Meals Deductible	ZI	9000000323	11/30/2012	43.65
52535000	Meals Deductible	ZI	9000000328	11/30/2012	13.33
52535000	Meals Deductible	ZI	9000000335	11/30/2012	53.00
52535000	Meals Deductible	ZI	9000000370	11/30/2012	6.56
52535000	Meals Deductible	ZI	9000000372	11/30/2012	53.31
52535000	Meals Deductible	ZI	9000000381	11/30/2012	9.42
52535000	Meals Deductible	ZI	9000000382	11/30/2012	9.94
52535000	Meals Deductible	ZI	9000000383	11/30/2012	9.31
52535000	Meals Deductible	ZI	9000000384	11/30/2012	52.47
52535000	Meals Deductible	ZI	9000000388	11/30/2012	51.91
52535000	Meals Deductible	ZI	9000000389	11/30/2012	63.48
52535000	Meals Deductible	ZI	9000000390	11/30/2012	6.01
52535000	Meals Deductible	ZI	9000000393	11/30/2012	2.90
52535000	Meals Deductible	ZI	9000000396	11/30/2012	14.49
52535000	Meals Deductible	ZI	9000000397	11/30/2012	38.07
52535000	Meals Deductible	ZI	9000000399	11/30/2012	6.67
52535000	Meals Deductible	ZI	9000000401	11/30/2012	51.88
52535000	Meals Deductible	ZI	9000000408	11/30/2012	25.09
52535000	Meals Deductible	ZI	9000000409	11/30/2012	21.71
52535000	Meals Deductible	ZI	9000000410	11/30/2012	186.17
52535000	Meals Deductible	ZI	9000000411	11/30/2012	10.59
52535000	Meals Deductible	ZI	9000000417	11/30/2012	25.98
52535000	Meals Deductible	ZI	9000000419	11/30/2012	7.29
52535000	Meals Deductible	ZI	9000000420	11/30/2012	9.09
52535000	Meals Deductible	ZI	9000000428	11/30/2012	39.33
52535000	Meals Deductible	ZI	9000000431	11/30/2012	17.01
52535000	Meals Deductible	ZI	9000000433	11/30/2012	10.25
52535000	Meals Deductible	ZI	9000000435	11/30/2012	12.60
52535000	Meals Deductible	ZI	9000000436	11/30/2012	10.00
52535000	Meals Deductible	ZI	9000000443	11/30/2012	19.72
52535000	Meals Deductible	ZI	9000000448	11/30/2012	10.00
52535000	Meals Deductible	ZI	9000000450	11/30/2012	17.67
52535000	Meals Deductible	ZI	9000000454	11/30/2012	24.83
52535000	Meals Deductible	ZI	9000000461	11/30/2012	29.04
52535000	Meals Deductible	ZI	9000000462	11/30/2012	10.00
52535000	Meals Deductible	ZI	9000000466	11/30/2012	112.92
52535000	Meals Deductible	ZI	9000000472	11/30/2012	6.99
52535000	Meals Deductible	ZI	9000000475	11/30/2012	46.32
52535000	Meals Deductible	ZI	9000000477	11/30/2012	27.78
52535000	Meals Deductible	ZI	9000000481	11/30/2012	9.08
52535000	Meals Deductible	ZI	9000000482	11/30/2012	14.37
52535000	Meals Deductible	ZI	9000000483	11/30/2012	10.00
52535000	Meals Deductible	ZI	9000000485	11/30/2012	81.02

## Kentucky American Water Company

Case No. 2012-00520

Response to PSC DR1, Item 31

Account	Description	Doc Type	Document Number	Posting Date	Amount
52535000	Meals Deductible	ZI	9000000491	11/30/2012	50.71
52535000	Meals Deductible	ZI	9000000492	11/30/2012	21.89
52535000	Meals Deductible	ZI	9000000496	11/30/2012	20.89
52535000	Meals Deductible	ZI	9000000497	11/30/2012	124.15
52535000	Meals Deductible	ZI	9000000498	11/30/2012	15.02
52535000	Meals Deductible	ZI	9000000500	11/30/2012	79.50
52535000	Meals Deductible	ZI	9000000507	11/30/2012	25.61
52535000	Meals Deductible	ZI	9000000509	11/30/2012	306.87
52535000	Meals Deductible	ZI	9000000515	11/30/2012	8.74
52535000	Meals Deductible	ZI	9000000516	11/30/2012	9.08
52535000	Meals Deductible	ZI	9000000517	11/30/2012	10.00
52535000	Meals Deductible	ZI	9000000518	11/30/2012	17.53
52535000	Meals Deductible	ZI	9000000523	11/30/2012	5.30
52535000	Meals Deductible	ZI	9000000526	11/30/2012	9.09
52535000	Meals Deductible	ZI	9000000532	11/30/2012	90.00
52535000	Meals Deductible	ZI	9000000541	11/30/2012	187.55
52535000	Meals Deductible	ZI	9000000543	11/30/2012	9.54
52535000	Meals Deductible	ZI	9000000545	11/30/2012	10.60
52535000	Meals Deductible	ZI	9000000553	11/30/2012	88.78
52535000	Meals Deductible	ZI	9000000558	11/30/2012	7.95
52535000	Meals Deductible	ZI	9000000567	11/30/2012	9.61
52535000	Meals Deductible	ZI	9000000568	11/30/2012	9.19
52535000	Meals Deductible	ZI	9000000570	11/30/2012	11.97
52535000	Meals Deductible	ZI	9000000572	11/30/2012	121.83
52535000	Meals Deductible	ZI	9000000573	11/30/2012	125.33
52535000	Meals Deductible	ZI	9000000578	11/30/2012	23.04
52535000	Meals Deductible	ZI	9000000581	11/30/2012	8.25
52535000	Meals Deductible	ZI	9000000587	11/30/2012	83.92
52535000	Meals Deductible	ZI	9000000589	11/30/2012	28.42
52535000	Meals Deductible	ZI	9000000591	11/30/2012	39.83
52535000	Meals Deductible	ZI	9000000592	11/30/2012	38.13
52535000	Meals Deductible	ZI	9000000593	11/30/2012	36.67
52535000	Meals Deductible	ZI	9000000598	11/30/2012	13.65
52535000	Meals Deductible	ZI	9000000602	11/30/2012	83.39
52535000	Meals Deductible	ZI	9000000604	11/30/2012	23.74
52535000	Meals Deductible	ZI	9000000608	11/30/2012	6.33
52535000	Meals Deductible	ZI	9000000609	11/30/2012	31.80
52535000	Meals Deductible	ZI	9000000610	11/30/2012	22.84
52535000	Meals Deductible	ZI	9000000612	11/30/2012	2.76
52535000	Meals Deductible	ZI	9000000614	11/30/2012	7.89
52535000	Meals Deductible	ZI	9000000622	11/30/2012	31.68
52535000	Meals Deductible	ZI	9000000623	11/30/2012	9.21
52535000	Meals Deductible	ZI	9000000624	11/30/2012	21.51
52535000	Meals Deductible	ZI	9000000636	11/30/2012	79.51
52535000	Meals Deductible	ZI	9000000646	11/30/2012	7.20
52535000	Meals Deductible	ZI	9000000650	11/30/2012	10.42
52535000	Meals Deductible	ZI	9000000652	11/30/2012	90.17
52535000	Meals Deductible	ZI	9000000667	11/30/2012	61.33
52535000	Meals Deductible	ZI	9000000675	11/30/2012	25.38
52535000	Meals Deductible	ZI	9000000678	11/30/2012	6.77
52535000	Meals Deductible	ZI	9000000687	11/30/2012	60.14
52535000	Meals Deductible	ZI	9000000692	11/30/2012	43.17
52535000	Meals Deductible	ZI	9000000696	11/30/2012	5.93

## Kentucky American Water Company

Case No. 2012-00520

Response to PSC DR1, Item 31

Account	Description	Doc Type	Document Number	Posting Date	Amount
52535000	Meals Deductible	ZI	9000000697	11/30/2012	72.10
52535000	Meals Deductible	ZI	9000000700	11/30/2012	9.93
52535000	Meals Deductible	ZI	9000000701	11/30/2012	19.00
52535000	Meals Deductible	ZI	9000000702	11/30/2012	27.72
52535000	Meals Deductible	ZI	9000000703	11/30/2012	65.82
52535000	Meals Deductible	ZI	9000000705	11/30/2012	28.51
52535000	Meals Deductible	ZI	9000000706	11/30/2012	41.45
52535000	Meals Deductible	ZI	9000000713	11/30/2012	16.00
52535000	Meals Deductible	ZI	9000000714	11/30/2012	41.64
52535000	Meals Deductible	ZI	9000000715	11/30/2012	138.10
52535000	Meals Deductible	ZI	9000000717	11/30/2012	21.68
52535000	Meals Deductible	ZI	9000000718	11/30/2012	10.37
52535000	Meals Deductible	ZI	9000000720	11/30/2012	38.81
52535000	Meals Deductible	ZI	9000000721	11/30/2012	55.30
52535000	Meals Deductible	ZI	9000000722	11/30/2012	46.56
52535000	Meals Deductible	ZI	9000000726	11/30/2012	70.00
52535000	Meals Deductible	ZI	9000000727	11/30/2012	11.41
52535000	Meals Deductible	ZI	9000000730	11/30/2012	73.14
52535000	Meals Deductible	ZI	9000000734	11/30/2012	2,652.16
52535000	Meals Deductible	ZI	9000000746	11/30/2012	19.64
52535000	Meals Deductible	ZI	9000000749	11/30/2012	8.75
52535000	Meals Deductible	ZI	9000000750	11/30/2012	29.26
52535000	Meals Deductible	ZI	9000000760	11/30/2012	8.53
52535000	Meals Deductible	ZI	9000000765	11/30/2012	22.42
52535000	Meals Deductible	ZI	9000000767	11/30/2012	19.88
52535000	Meals Deductible	ZI	9000000771	11/30/2012	26.00
52535000	Meals Deductible	ZI	9000000774	11/30/2012	9.02
52535000	Meals Deductible	ZI	9000000775	11/30/2012	30.45
52535000	Meals Deductible	ZI	9000000777	11/30/2012	36.19
52535000	Meals Deductible	ZI	9000000778	11/30/2012	18.72
52535000	Meals Deductible	ZI	9000000780	11/30/2012	6.97
52535000	Meals Deductible	ZI	9000000790	11/30/2012	24.29
52535000	Meals Deductible	ZI	9000000798	11/30/2012	15.91
52535000	Meals Deductible	ZI	9000000799	11/30/2012	73.96
52535000	Meals Deductible	ZI	9000000801	11/30/2012	6.44
52535000	Meals Deductible	ZI	9000000805	11/30/2012	47.55
52535000	Meals Deductible	ZI	9000000807	11/30/2012	68.39
52535000	Meals Deductible	ZI	9000000809	11/30/2012	15.97
52535000	Meals Deductible	ZI	9000000813	11/30/2012	5.25
52535000	Meals Deductible	ZI	9000000814	11/30/2012	14.92
52535000	Meals Deductible	ZI	9000000820	11/30/2012	93.10
52535000	Meals Deductible	ZI	9000000825	11/30/2012	105.98
52535000	Meals Deductible	ZI	9000000839	11/30/2012	412.08
52535000	Meals Deductible	ZI	9000000840	11/30/2012	338.87
52535000	Meals Deductible	ZI	9000000841	11/30/2012	73.12
52535000	Meals Deductible	ZI	9000000843	11/30/2012	5.76
52535000	Meals Deductible	ZI	9000000845	11/30/2012	13.05
52535000	Meals Deductible	ZI	9000000847	11/30/2012	58.91
52535000	Meals Deductible	ZI	9000000850	11/30/2012	41.00
52535000	Meals Deductible	ZI	9000000852	11/30/2012	63.41
52535000	Meals Deductible	ZI	9000000857	11/30/2012	114.11
52535000	Meals Deductible	ZI	9000000858	11/30/2012	15.25
52535000	Meals Deductible	ZI	9000000862	11/30/2012	35.50



## Kentucky American Water Company

Case No. 2012-00520

Response to PSC DR1, Item 31

Account	Description	Doc Type	Document Number	Posting Date	Amount
52535000	Meals Deductible	ZI	9000000863	11/30/2012	212.84
52535000	Meals Deductible	ZI	9000000866	11/30/2012	79.47
52535000	Meals Deductible	ZI	9000000875	11/30/2012	39.22
52535000	Meals Deductible	ZI	9000000881	11/30/2012	78.06
52535000	Meals Deductible	ZI	9000000886	11/30/2012	9.30
52535000	Meals Deductible	ZI	9000000899	11/30/2012	35.97
52535000	Meals Deductible	ZI	9000000928	11/30/2012	501.50
52535000	Meals Deductible	ZI	9000000939	11/30/2012	12.70
52535000	Meals Deductible	ZI	9000000954	11/30/2012	6.35
52535000	Meals Deductible	ZI	9000000956	11/30/2012	9.31
52535000	Meals Deductible	ZI	9000000969	11/30/2012	2.57
52535000	Meals Deductible	ZI	9000000970	11/30/2012	2.65
52535000	Meals Deductible	ZI	9000000972	11/30/2012	3.74
52535000	Meals Deductible	ZI	9000000975	11/30/2012	132.47
52535000	Meals Deductible	ZI	9000000976	11/30/2012	8.47
52535000	Meals Deductible	ZI	9000000978	11/30/2012	10.37
52535000	Meals Deductible	ZI	9000000982	11/30/2012	13.20
52535000	Meals Deductible	ZI	9000000990	11/30/2012	31.96
52535000	Meals Deductible	ZI	9000000991	11/30/2012	27.18
52535000	Meals Deductible	ZI	9000001001	11/30/2012	18.66
52535000	Meals Deductible	ZI	9000001002	11/30/2012	10.91
52535000	Meals Deductible	ZI	9000001003	11/30/2012	17.98
52535000	Meals Deductible	ZI	9000001004	11/30/2012	45.20
52535000	Meals Deductible	ZI	9000001009	11/30/2012	11.87
52535000	Meals Deductible	ZI	9000001010	11/30/2012	19.91
52535000	Meals Deductible	ZI	9000001011	11/30/2012	19.91
52535000	Meals Deductible	ZI	9000001018	11/30/2012	98.54
52535000	Meals Deductible	ZI	9000001024	11/30/2012	29.84
52535000	Meals Deductible	ZI	9000001034	11/30/2012	8.02
52535000	Meals Deductible	ZI	9000001054	11/30/2012	18.33
52535000	Meals Deductible	ZI	9000001055	11/30/2012	18.55
52535000	Meals Deductible	ZI	9000001058	11/30/2012	16.73
52535000	Meals Deductible	ZI	9000001059	11/30/2012	20.51
52535000	Meals Deductible	ZI	9000001065	11/30/2012	40.00
52535000	Meals Deductible	ZI	9000001067	11/30/2012	8.48
52535000	Meals Deductible	ZI	9000001068	11/30/2012	39.31
52535000	Meals Deductible	ZI	9000001069	11/30/2012	20.00
52535000	Meals Deductible	ZI	9000001070	11/30/2012	29.94
52535000	Meals Deductible	ZI	9000001073	11/30/2012	18.01
52535000	Meals Deductible	ZI	9000001074	11/30/2012	7.72
52535000	Meals Deductible	ZI	9000001076	11/30/2012	10.59
52535000	Meals Deductible	ZI	9000001080	11/30/2012	108.47
52535000	Meals Deductible	ZI	9000001081	11/30/2012	18.00
52535000	Meals Deductible	ZI	9000001087	11/30/2012	18.18
52535000	Meals Deductible	ZI	9000001088	11/30/2012	7.23
52535000	Meals Deductible	ZI	9000001095	11/30/2012	78.31
52535000	Meals Deductible	ZI	9000001096	11/30/2012	239.82
52535000	Meals Deductible	ZI	9000001098	11/30/2012	72.66
52535000	Meals Deductible	ZI	9000001303	11/30/2012	136.51
52535000	Meals Deductible	ZI	9000001304	11/30/2012	36.53
52535000	Meals Deductible	ZI	9000001305	11/30/2012	10.98
52535000	Meals Deductible	ZI	9000001529	11/30/2012	28.97
52535000	Meals Deductible	ZI	9000001537	11/30/2012	26.74

## Kentucky American Water Company

Case No. 2012-00520

Response to PSC DR1, Item 31

Account	Description	Doc Type	Document Number	Posting Date	Amount
52535000	Meals Deductible	ZI	9000001538	11/30/2012	30.85
52535000	Meals Deductible	CF	9300004357	11/30/2012	(67.17)
52535000	Meals Deductible	CF	9300004357	11/30/2012	67.17
52535000	Meals Deductible	CF	9300004546	11/30/2012	74,826.26
52535000	Meals Deductible	CF	9300004546	11/30/2012	(74,826.26)
52535000	Meals Deductible	CF	9300004640	11/30/2012	(60.00)
52535000	Meals Deductible	CF	9300004640	11/30/2012	60.00
52535000	Meals Deductible	CF	9300004799	11/30/2012	(48.57)
52535000	Meals Deductible	CF	9300004799	11/30/2012	48.57
52535000	Meals Deductible	CF	9300004898	11/30/2012	(1,759.08)
52535000	Meals Deductible	CF	9300004898	11/30/2012	1,759.08
52535000	Meals Deductible	CF	9300004902	11/30/2012	(2,652.16)
52535000	Meals Deductible	CF	9300004902	11/30/2012	2,652.16
52535000	Meals Deductible	CF	9300004904	11/30/2012	(2.90)
52535000	Meals Deductible	CF	9300004904	11/30/2012	2.90
52535000	Meals Deductible	CF	9300004906	11/30/2012	(177.17)
52535000	Meals Deductible	CF	9300004906	11/30/2012	177.17
52535000	Meals Deductible	CF	9300004908	11/30/2012	(398.39)
52535000	Meals Deductible	CF	9300004908	11/30/2012	398.39
52535000	Meals Deductible	CF	9300004913	11/30/2012	(33.37)
52535000	Meals Deductible	CF	9300004913	11/30/2012	33.37
52535000	Meals Deductible	CF	9300004915	11/30/2012	(31.57)
52535000	Meals Deductible	CF	9300004915	11/30/2012	31.57
52535000	Meals Deductible	CF	9300004923	11/30/2012	(510.92)
52535000	Meals Deductible	CF	9300004923	11/30/2012	510.92
52535000	Meals Deductible	CF	9300004943	11/30/2012	(181.01)
52535000	Meals Deductible	CF	9300004943	11/30/2012	181.01
52535000	Meals Deductible	CF	9300004945	11/30/2012	(1,021.02)
52535000	Meals Deductible	CF	9300004945	11/30/2012	1,021.02
52535000	Meals Deductible	CF	9300004947	11/30/2012	(47.73)
52535000	Meals Deductible	CF	9300004947	11/30/2012	47.73
52535000	Meals Deductible	CF	9300004949	11/30/2012	(190.38)
52535000	Meals Deductible	CF	9300004949	11/30/2012	190.38
52535000	Meals Deductible	CF	9300004955	11/30/2012	(2,072.11)
52535000	Meals Deductible	CF	9300004955	11/30/2012	2,072.11
52535000	Meals Deductible	CF	9300004961	11/30/2012	(1,340.72)
52535000	Meals Deductible	CF	9300004961	11/30/2012	1,340.72
52535000	Meals Deductible	CF	9300004963	11/30/2012	(109.17)
52535000	Meals Deductible	CF	9300004963	11/30/2012	109.17
52535000	Meals Deductible	CF	9300004971	11/30/2012	(1,789.27)
52535000	Meals Deductible	CF	9300004971	11/30/2012	1,789.27
52535000	Meals Deductible	CF	9300004975	11/30/2012	(551.39)
52535000	Meals Deductible	CF	9300004975	11/30/2012	551.39
52535000	Meals Deductible	CF	9300004977	11/30/2012	(2,468.82)
52535000	Meals Deductible	CF	9300004977	11/30/2012	2,468.82
52535000	Meals Deductible	CF	9300004979	11/30/2012	(86.31)
52535000	Meals Deductible	CF	9300004979	11/30/2012	86.31
52535000	Meals Deductible	CF	9300004981	11/30/2012	(45.87)
52535000	Meals Deductible	CF	9300004981	11/30/2012	45.87
52535000	Meals Deductible	CF	9300004983	11/30/2012	(29.09)
52535000	Meals Deductible	CF	9300004983	11/30/2012	29.09
52535000	Meals Deductible	CF	9300004988	11/30/2012	(88.39)
52535000	Meals Deductible	CF	9300004988	11/30/2012	88.39

## Kentucky American Water Company

Case No. 2012-00520

Response to PSC DR1, Item 31

Account	Description	Doc Type	Document Number	Posting Date	Amount
52535000	Meals Deductible	CF	9300004994	11/30/2012	(194.16)
52535000	Meals Deductible	CF	9300004994	11/30/2012	194.16
52535000	Meals Deductible	CF	9300004996	11/30/2012	(109.73)
52535000	Meals Deductible	CF	9300004996	11/30/2012	109.73
52535000	Meals Deductible	CF	9300004998	11/30/2012	(67.03)
52535000	Meals Deductible	CF	9300004998	11/30/2012	67.03
52535000	Meals Deductible	CF	9300005001	11/30/2012	(668.17)
52535000	Meals Deductible	CF	9300005001	11/30/2012	668.17
52535000	Meals Deductible	CF	9300005004	11/30/2012	(17.62)
52535000	Meals Deductible	CF	9300005004	11/30/2012	17.62
52535000	Meals Deductible	CF	9300005006	11/30/2012	(189.62)
52535000	Meals Deductible	CF	9300005006	11/30/2012	189.62
52535000	Meals Deductible	CF	9300005008	11/30/2012	(538.24)
52535000	Meals Deductible	CF	9300005008	11/30/2012	538.24
52535000	Meals Deductible	CF	9300005010	11/30/2012	(1,148.83)
52535000	Meals Deductible	CF	9300005010	11/30/2012	1,148.83
52535000	Meals Deductible	CF	9300005012	11/30/2012	(32.54)
52535000	Meals Deductible	CF	9300005012	11/30/2012	32.54
52535000	Meals Deductible	CF	9300005014	11/30/2012	(253.83)
52535000	Meals Deductible	CF	9300005014	11/30/2012	253.83
52535000	Meals Deductible	CF	9300005018	11/30/2012	(28,953.83)
52535000	Meals Deductible	CF	9300005018	11/30/2012	28,953.83
52535000	Meals Deductible	UZ	2000000547	11/30/2012	(85.91)
52535000	Meals Deductible	UZ	2000000549	11/30/2012	(71.61)
52535000	Meals Deductible	UZ	2000000547	11/30/2012	(263.16)
52535000	Meals Deductible	UZ	2000000547	11/30/2012	(576.42)
52535100	Meals Nondeductible	ZI	9000000099	11/30/2012	42.43
52535100	Meals Nondeductible	ZI	9000000406	11/30/2012	42.49
52535100	Meals Nondeductible	CF	9300004945	11/30/2012	(42.49)
52535100	Meals Nondeductible	CF	9300004945	11/30/2012	42.49
52535100	Meals Nondeductible	CF	9300004959	11/30/2012	(42.43)
52535100	Meals Nondeductible	CF	9300004959	11/30/2012	42.43
52542000	Forms	SX	100001972	11/30/2012	34,339.40
52542000	Forms	SX	100001973	11/30/2012	5,688.37
52542000	Forms	SX	100001975	11/30/2012	16,051.60
52542000	Forms	SV	100001985	11/30/2012	15,647.02
52542000	Forms	CS	9300004585	11/30/2012	75,866.27
52542000	Forms	CS	9300005021	11/30/2012	(71,726.39)
52542015	Forms CA	CS	9300004585	11/30/2012	(75,866.27)
52542015	Forms CA	CS	9300005021	11/30/2012	71,726.39
52546000	Grounds Keeping	SV	100002018	11/30/2012	2,583.33
52546000	Grounds Keeping	ZI	9000000113	11/30/2012	367.71
52546000	Grounds Keeping	ZI	9000000791	11/30/2012	255.00
52546000	Grounds Keeping	ZI	9000000851	11/30/2012	41.60
52546000	Grounds Keeping	CS	9300004966	11/30/2012	(367.71)
52546000	Grounds Keeping	CS	9300004948	11/30/2012	(296.60)
52546000	Grounds Keeping	CS	9300005796	11/30/2012	(2,583.33)
52546000	Grounds Keeping	CS	9300004347	11/30/2012	(212.00)
52546000	Grounds Keeping	CS	9300004789	11/30/2012	(53.00)
52546000	Grounds Keeping	CS	9300004360	11/30/2012	(159.00)
52546000	Grounds Keeping	CS	9300004802	11/30/2012	(106.00)
52546000	Grounds Keeping	CS	9300004813	11/30/2012	(444.14)
52546000	Grounds Keeping	CS	9300004382	11/30/2012	(465.34)

Kentucky American Water Company  
Case No. 2012-00520  
Response to PSC DR1, Item 31

Account	Description	Doc Type	Document Number	Posting Date	Amount
52546000	Grounds Keeping	CS	9300004826	11/30/2012	(21.20)
52546011	Grounds Keeping SS	CS	9300004966	11/30/2012	367.71
52546013	Grounds Keeping WT	CS	9300004948	11/30/2012	296.60
52546013	Grounds Keeping WT	CS	9300005796	11/30/2012	2,583.33
52546013	Grounds Keeping WT	CS	9300004347	11/30/2012	212.00
52546013	Grounds Keeping WT	CS	9300004789	11/30/2012	53.00
52546013	Grounds Keeping WT	CS	9300004360	11/30/2012	159.00
52546013	Grounds Keeping WT	CS	9300004802	11/30/2012	106.00
52546014	Grounds Keeping TD	CS	9300004813	11/30/2012	444.14
52546014	Grounds Keeping TD	CS	9300004382	11/30/2012	465.34
52546014	Grounds Keeping TD	CS	9300004826	11/30/2012	21.20
52548000	Heating Oil/Gas	SV	100001935	11/30/2012	6.50
52548000	Heating Oil/Gas	SV	100001935	11/30/2012	1,206.16
52548000	Heating Oil/Gas	SV	100001935	11/30/2012	595.05
52548000	Heating Oil/Gas	SV	100002003	11/30/2012	(14.97)
52548000	Heating Oil/Gas	SV	100002003	11/30/2012	(0.55)
52548000	Heating Oil/Gas	SV	100002003	11/30/2012	(55.98)
52548000	Heating Oil/Gas	CS	9300004428	11/30/2012	(378.62)
52548000	Heating Oil/Gas	CS	9300004622	11/30/2012	444.44
52548000	Heating Oil/Gas	CS	9300004960	11/30/2012	(595.05)
52548000	Heating Oil/Gas	CS	9300005776	11/30/2012	14.97
52548000	Heating Oil/Gas	CS	9300004564	11/30/2012	8.16
52548000	Heating Oil/Gas	CS	9300004644	11/30/2012	(8.98)
52548000	Heating Oil/Gas	CS	9300004918	11/30/2012	(6.50)
52548000	Heating Oil/Gas	CS	9300005771	11/30/2012	0.55
52548000	Heating Oil/Gas	CS	9300004396	11/30/2012	(426.00)
52548000	Heating Oil/Gas	CS	9300004591	11/30/2012	657.24
52548000	Heating Oil/Gas	CS	9300004936	11/30/2012	(1,206.16)
52548000	Heating Oil/Gas	CS	9300005774	11/30/2012	55.98
52548014	Heating Oil/Gas TD	CS	9300004428	11/30/2012	378.62
52548014	Heating Oil/Gas TD	CS	9300004622	11/30/2012	(444.44)
52548014	Heating Oil/Gas TD	CS	9300004960	11/30/2012	595.05
52548014	Heating Oil/Gas TD	CS	9300005776	11/30/2012	(14.97)
52548014	Heating Oil/Gas TD	CS	9300004564	11/30/2012	(8.16)
52548014	Heating Oil/Gas TD	CS	9300004644	11/30/2012	8.98
52548014	Heating Oil/Gas TD	CS	9300004918	11/30/2012	6.50
52548014	Heating Oil/Gas TD	CS	9300005771	11/30/2012	(0.55)
52548016	Heating Oil/Gas AG	CS	9300004396	11/30/2012	426.00
52548016	Heating Oil/Gas AG	CS	9300004591	11/30/2012	(657.24)
52548016	Heating Oil/Gas AG	CS	9300004936	11/30/2012	1,206.16
52548016	Heating Oil/Gas AG	CS	9300005774	11/30/2012	(55.98)
52548100	Hiring Costs	CF	9300004433	11/30/2012	(255.14)
52548100	Hiring Costs	CF	9300004433	11/30/2012	255.14
52549000	Injuries and Damages	CF	9300004429	11/30/2012	(332.97)
52549000	Injuries and Damages	CF	9300004429	11/30/2012	332.97
52549000	Injuries and Damages	CF	9300004665	11/30/2012	(10,335.00)
52549000	Injuries and Damages	CF	9300004665	11/30/2012	10,335.00
52549500	Inv Phys W/O Scrap	WI	5000003492	11/30/2012	606.42
52549500	Inv Phys W/O Scrap	WI	5000003540	11/30/2012	(2,449.85)
52550000	Janitorial	SV	100001994	11/30/2012	1,300.00
52550000	Janitorial	SV	100002018	11/30/2012	117.15
52550000	Janitorial	SV	100002018	11/30/2012	2,721.00
52550000	Janitorial	SV	100002018	11/30/2012	124.60

## Kentucky American Water Company

Case No. 2012-00520

Response to PSC DR1, Item 31

Account	Description	Doc Type	Document Number	Posting Date	Amount
52550000	Janitorial	SV	100002018	11/30/2012	10,806.66
52550000	Janitorial	SV	100002018	11/30/2012	29.66
52550000	Janitorial	ZI	9000000015	11/30/2012	42.84
52550000	Janitorial	ZI	9000000020	11/30/2012	11.86
52550000	Janitorial	ZI	9000000022	11/30/2012	25.35
52550000	Janitorial	ZI	9000000022	11/30/2012	4.27
52550000	Janitorial	ZI	9000000075	11/30/2012	406.18
52550000	Janitorial	ZI	9000000092	11/30/2012	45.97
52550000	Janitorial	ZI	9000000092	11/30/2012	4.27
52550000	Janitorial	ZI	9000000174	11/30/2012	4.27
52550000	Janitorial	ZI	9000000174	11/30/2012	27.97
52550000	Janitorial	ZI	9000000254	11/30/2012	27.97
52550000	Janitorial	ZI	9000000254	11/30/2012	4.27
52550000	Janitorial	ZI	9000000285	11/30/2012	45.91
52550000	Janitorial	ZI	9000000285	11/30/2012	4.27
52550000	Janitorial	ZI	9000000350	11/30/2012	76.32
52550000	Janitorial	ZI	9000000796	11/30/2012	1,196.67
52550000	Janitorial	ZI	9000000797	11/30/2012	1,019.03
52550000	Janitorial	ZI	9000000918	11/30/2012	4.27
52550000	Janitorial	ZI	9000000944	11/30/2012	4.27
52550000	Janitorial	ZI	9000000960	11/30/2012	(4.27)
52550000	Janitorial	ZI	9000000964	11/30/2012	13.10
52550000	Janitorial	ZI	9000000980	11/30/2012	4.27
52550000	Janitorial	ZI	9000001020	11/30/2012	4.27
52550000	Janitorial	ZI	9000001043	11/30/2012	4.27
52550000	Janitorial	ZI	9000001052	11/30/2012	59.60
52550000	Janitorial	ZI	9000001053	11/30/2012	26.50
52550000	Janitorial	CS	9300004605	11/30/2012	(1,378.00)
52550000	Janitorial	CS	9300004659	11/30/2012	(1,325.00)
52550000	Janitorial	CS	9300004948	11/30/2012	(460.88)
52550000	Janitorial	CS	9300004997	11/30/2012	(17.08)
52550000	Janitorial	CS	9300005026	11/30/2012	(1,300.00)
52550000	Janitorial	CS	9300005796	11/30/2012	(241.75)
52550000	Janitorial	CS	9300004894	11/30/2012	(199.67)
52550000	Janitorial	CS	9300004900	11/30/2012	(76.32)
52550000	Janitorial	CS	9300004873	11/30/2012	(50.35)
52550000	Janitorial	CS	9300004912	11/30/2012	(59.60)
52550000	Janitorial	CS	9300004545	11/30/2012	5,403.33
52550000	Janitorial	CS	9300004974	11/30/2012	(39.02)
52550000	Janitorial	CS	9300005781	11/30/2012	(10,806.66)
52550000	Janitorial	CS	9300004377	11/30/2012	(551.28)
52550000	Janitorial	CS	9300005786	11/30/2012	(2,721.00)
52550000	Janitorial	CS	9300004954	11/30/2012	(2,215.70)
52550000	Janitorial	CS	9300004905	11/30/2012	(38.43)
52550000	Janitorial	CS	9300004978	11/30/2012	(8.54)
52550000	Janitorial	CS	9300004942	11/30/2012	(13.10)
52550000	Janitorial	CS	9300005788	11/30/2012	(29.66)
52550013	Janitorial WT	CS	9300004605	11/30/2012	1,378.00
52550013	Janitorial WT	CS	9300004659	11/30/2012	1,325.00
52550013	Janitorial WT	CS	9300004948	11/30/2012	460.88
52550013	Janitorial WT	CS	9300004997	11/30/2012	17.08
52550013	Janitorial WT	CS	9300005026	11/30/2012	1,300.00
52550013	Janitorial WT	CS	9300005796	11/30/2012	241.75

## Kentucky American Water Company

Case No. 2012-00520

Response to PSC DR1, Item 31

Account	Description	Doc Type	Document Number	Posting Date	Amount
52550013	Janitorial WT	CS	9300004894	11/30/2012	199.67
52550013	Janitorial WT	CS	9300004900	11/30/2012	76.32
52550014	Janitorial TD	CS	9300004873	11/30/2012	50.35
52550014	Janitorial TD	CS	9300004912	11/30/2012	59.60
52550016	Janitorial AG	CS	9300004545	11/30/2012	(5,403.33)
52550016	Janitorial AG	CS	9300004974	11/30/2012	39.02
52550016	Janitorial AG	CS	9300005781	11/30/2012	10,806.66
52550016	Janitorial AG	CS	9300004377	11/30/2012	551.28
52550016	Janitorial AG	CS	9300005786	11/30/2012	2,721.00
52550016	Janitorial AG	CS	9300004954	11/30/2012	2,215.70
52550016	Janitorial AG	CS	9300004905	11/30/2012	38.43
52550016	Janitorial AG	CS	9300004978	11/30/2012	8.54
52550016	Janitorial AG	CS	9300004942	11/30/2012	13.10
52550016	Janitorial AG	CS	9300005788	11/30/2012	29.66
52554500	Lab Supplies	SV	100001994	11/30/2012	1,600.00
52554500	Lab Supplies	SV	100002018	11/30/2012	477.21
52554500	Lab Supplies	SV	100002018	11/30/2012	4.18
52554500	Lab Supplies	SV	100002018	11/30/2012	1,041.85
52554500	Lab Supplies	SV	100002018	11/30/2012	32.07
52554500	Lab Supplies	SV	100002018	11/30/2012	175.39
52554500	Lab Supplies	SV	100002018	11/30/2012	273.85
52554500	Lab Supplies	ZI	9000000023	11/30/2012	812.04
52554500	Lab Supplies	ZI	9000000052	11/30/2012	26.62
52554500	Lab Supplies	ZI	9000000055	11/30/2012	65.70
52554500	Lab Supplies	ZI	9000000056	11/30/2012	175.20
52554500	Lab Supplies	ZI	9000000057	11/30/2012	115.82
52554500	Lab Supplies	ZI	9000000058	11/30/2012	142.35
52554500	Lab Supplies	ZI	9000000059	11/30/2012	708.45
52554500	Lab Supplies	ZI	9000000060	11/30/2012	268.21
52554500	Lab Supplies	ZI	9000000061	11/30/2012	142.68
52554500	Lab Supplies	ZI	9000000062	11/30/2012	282.41
52554500	Lab Supplies	ZI	9000000097	11/30/2012	538.41
52554500	Lab Supplies	ZI	9000000098	11/30/2012	460.57
52554500	Lab Supplies	ZI	9000000100	11/30/2012	96.01
52554500	Lab Supplies	ZI	9000000216	11/30/2012	564.65
52554500	Lab Supplies	ZI	9000000222	11/30/2012	581.66
52554500	Lab Supplies	ZI	9000000414	11/30/2012	79.75
52554500	Lab Supplies	ZI	9000000487	11/30/2012	67.33
52554500	Lab Supplies	ZI	9000000488	11/30/2012	177.49
52554500	Lab Supplies	ZI	9000000510	11/30/2012	265.76
52554500	Lab Supplies	ZI	9000000537	11/30/2012	144.79
52554500	Lab Supplies	ZI	9000000795	11/30/2012	1,482.86
52554500	Lab Supplies	ZI	9000000821	11/30/2012	3.92
52554500	Lab Supplies	ZI	9000000853	11/30/2012	452.72
52554500	Lab Supplies	ZI	9000000903	11/30/2012	147.90
52554500	Lab Supplies	ZI	9000000927	11/30/2012	268.11
52554500	Lab Supplies	ZI	9000000983	11/30/2012	453.10
52554500	Lab Supplies	ZI	9000001028	11/30/2012	301.30
52554500	Lab Supplies	CF	9300004357	11/30/2012	(61.01)
52554500	Lab Supplies	CF	9300004357	11/30/2012	61.01
52554500	Lab Supplies	CF	9300004361	11/30/2012	(13.73)
52554500	Lab Supplies	CF	9300004361	11/30/2012	13.73
52554500	Lab Supplies	CF	9300004386	11/30/2012	(5.94)

## Kentucky American Water Company

Case No. 2012-00520

Response to PSC DR1, Item 31

Account	Description	Doc Type	Document Number	Posting Date	Amount
52554500	Lab Supplies	CF	9300004386	11/30/2012	5.94
52554500	Lab Supplies	CF	9300004399	11/30/2012	(86.11)
52554500	Lab Supplies	CF	9300004399	11/30/2012	86.11
52554500	Lab Supplies	CF	9300004427	11/30/2012	(1,867.78)
52554500	Lab Supplies	CF	9300004427	11/30/2012	1,867.78
52554500	Lab Supplies	CF	9300004429	11/30/2012	(188.26)
52554500	Lab Supplies	CF	9300004429	11/30/2012	188.26
52554500	Lab Supplies	CF	9300004594	11/30/2012	(17.42)
52554500	Lab Supplies	CF	9300004594	11/30/2012	17.42
52554500	Lab Supplies	CF	9300004621	11/30/2012	1,488.49
52554500	Lab Supplies	CF	9300004621	11/30/2012	(1,488.49)
52554500	Lab Supplies	CF	9300004623	11/30/2012	(184.47)
52554500	Lab Supplies	CF	9300004623	11/30/2012	184.47
52554500	Lab Supplies	CF	9300004872	11/30/2012	(32.98)
52554500	Lab Supplies	CF	9300004872	11/30/2012	32.98
52554500	Lab Supplies	CF	9300004874	11/30/2012	(273.34)
52554500	Lab Supplies	CF	9300004874	11/30/2012	273.34
52554500	Lab Supplies	CF	9300004901	11/30/2012	(410.55)
52554500	Lab Supplies	CF	9300004901	11/30/2012	410.55
52554500	Lab Supplies	CF	9300004940	11/30/2012	(285.03)
52554500	Lab Supplies	CF	9300004940	11/30/2012	285.03
52554500	Lab Supplies	CF	9300004949	11/30/2012	79.75
52554500	Lab Supplies	CF	9300004949	11/30/2012	(79.75)
52554500	Lab Supplies	CF	9300004959	11/30/2012	(8,050.48)
52554500	Lab Supplies	CF	9300004959	11/30/2012	8,050.48
52554500	Lab Supplies	CF	9300004975	11/30/2012	(740.19)
52554500	Lab Supplies	CF	9300004975	11/30/2012	740.19
52554500	Lab Supplies	CF	9300005006	11/30/2012	(2,624.87)
52554500	Lab Supplies	CF	9300005006	11/30/2012	2,624.87
52554500	Lab Supplies	CF	9300005027	11/30/2012	(1,600.00)
52554500	Lab Supplies	CF	9300005027	11/30/2012	1,600.00
52554500	Lab Supplies	CF	9300005782	11/30/2012	(273.85)
52554500	Lab Supplies	CF	9300005782	11/30/2012	273.85
52554500	Lab Supplies	CF	9300005783	11/30/2012	(175.39)
52554500	Lab Supplies	CF	9300005783	11/30/2012	175.39
52554500	Lab Supplies	CF	9300005793	11/30/2012	(32.07)
52554500	Lab Supplies	CF	9300005793	11/30/2012	32.07
52554500	Lab Supplies	CF	9300005797	11/30/2012	(477.21)
52554500	Lab Supplies	CF	9300005797	11/30/2012	477.21
52554500	Lab Supplies	CF	9300005802	11/30/2012	(1,041.85)
52554500	Lab Supplies	CF	9300005802	11/30/2012	1,041.85
52554500	Lab Supplies	CF	9300005804	11/30/2012	(4.18)
52554500	Lab Supplies	CF	9300005804	11/30/2012	4.18
52556500	Low Income Pay Prog	SA	100002038	11/30/2012	15,000.00
52562000	Office Supplies	SV	100002018	11/30/2012	498.39
52562000	Office Supplies	SV	100002018	11/30/2012	473.18
52562000	Office Supplies	SV	100002018	11/30/2012	40.93
52562000	Office Supplies	SV	100002018	11/30/2012	8.60
52562000	Office Supplies	SV	100002018	11/30/2012	196.93
52562000	Office Supplies	WE	5000003487	11/30/2012	0.54
52562000	Office Supplies	ZI	9000000004	11/30/2012	94.55
52562000	Office Supplies	ZI	9000000004	11/30/2012	352.09
52562000	Office Supplies	ZI	9000000004	11/30/2012	94.55

## Kentucky American Water Company

Case No. 2012-00520

Response to PSC DR1, Item 31

Account	Description	Doc Type	Document Number	Posting Date	Amount
52562000	Office Supplies	ZI	9000000014	11/30/2012	81.90
52562000	Office Supplies	ZI	9000000027	11/30/2012	83.92
52562000	Office Supplies	ZI	9000000036	11/30/2012	136.10
52562000	Office Supplies	ZI	9000000085	11/30/2012	24.37
52562000	Office Supplies	ZI	9000000120	11/30/2012	101.98
52562000	Office Supplies	ZI	9000000260	11/30/2012	83.61
52562000	Office Supplies	ZI	9000000264	11/30/2012	106.55
52562000	Office Supplies	ZI	9000000321	11/30/2012	134.63
52562000	Office Supplies	ZI	9000000346	11/30/2012	195.99
52562000	Office Supplies	ZI	9000000351	11/30/2012	38.16
52562000	Office Supplies	ZI	9000000432	11/30/2012	57.21
52562000	Office Supplies	ZI	9000000439	11/30/2012	24.45
52562000	Office Supplies	ZI	9000000467	11/30/2012	92.20
52562000	Office Supplies	ZI	9000000511	11/30/2012	91.18
52562000	Office Supplies	ZI	9000000512	11/30/2012	58.78
52562000	Office Supplies	ZI	9000000571	11/30/2012	177.70
52562000	Office Supplies	ZI	9000000575	11/30/2012	917.73
52562000	Office Supplies	ZI	9000000596	11/30/2012	73.48
52562000	Office Supplies	ZI	9000000645	11/30/2012	329.50
52562000	Office Supplies	ZI	9000000716	11/30/2012	82.61
52562000	Office Supplies	ZI	9000000753	11/30/2012	633.46
52562000	Office Supplies	ZI	9000000756	11/30/2012	216.57
52562000	Office Supplies	ZI	9000000757	11/30/2012	7.69
52562000	Office Supplies	ZI	9000000779	11/30/2012	53.72
52562000	Office Supplies	ZI	9000000816	11/30/2012	179.14
52562000	Office Supplies	ZI	9000000838	11/30/2012	198.64
52562000	Office Supplies	ZI	9000000861	11/30/2012	20.06
52562000	Office Supplies	ZI	9000000868	11/30/2012	79.35
52562000	Office Supplies	ZI	9000000871	11/30/2012	48.50
52562000	Office Supplies	ZI	9000000873	11/30/2012	362.17
52562000	Office Supplies	ZI	9000000902	11/30/2012	56.00
52562000	Office Supplies	ZI	9000000912	11/30/2012	498.69
52562000	Office Supplies	ZI	9000000926	11/30/2012	45.06
52562000	Office Supplies	ZI	9000001023	11/30/2012	8.54
52562000	Office Supplies	ZI	9000001078	11/30/2012	19.30
52562000	Office Supplies	CS	9300005011	11/30/2012	(791.67)
52562000	Office Supplies	CS	9300004948	11/30/2012	(3,314.22)
52562000	Office Supplies	CS	9300004997	11/30/2012	(785.91)
52562000	Office Supplies	CS	9300005796	11/30/2012	(498.39)
52562000	Office Supplies	CS	9300004426	11/30/2012	(223.72)
52562000	Office Supplies	CS	9300004958	11/30/2012	(230.33)
52562000	Office Supplies	CS	9300005005	11/30/2012	(214.81)
52562000	Office Supplies	CS	9300005801	11/30/2012	(473.18)
52562000	Office Supplies	CS	9300004398	11/30/2012	17.90
52562000	Office Supplies	CS	9300004900	11/30/2012	(559.90)
52562000	Office Supplies	CS	9300004873	11/30/2012	(360.65)
52562000	Office Supplies	CS	9300004960	11/30/2012	(126.43)
52562000	Office Supplies	CS	9300004356	11/30/2012	(558.06)
52562000	Office Supplies	CS	9300004798	11/30/2012	(42.34)
52562000	Office Supplies	CS	9300004897	11/30/2012	(148.27)
52562000	Office Supplies	CS	9300004974	11/30/2012	(38.16)
52562000	Office Supplies	CS	9300005781	11/30/2012	(40.93)
52562000	Office Supplies	CS	9300004797	11/30/2012	(64.66)



## Kentucky American Water Company

Case No. 2012-00520

Response to PSC DR1, Item 31

Account	Description	Doc Type	Document Number	Posting Date	Amount
52562000	Office Supplies	CS	9300004896	11/30/2012	(73.48)
52562000	Office Supplies	CS	9300004377	11/30/2012	(2,292.16)
52562000	Office Supplies	CS	9300004570	11/30/2012	(31.32)
52562000	Office Supplies	CS	9300004821	11/30/2012	(41.81)
52562000	Office Supplies	CS	9300004922	11/30/2012	(446.64)
52562000	Office Supplies	CS	9300005786	11/30/2012	(8.60)
52562000	Office Supplies	CS	9300004432	11/30/2012	(206.27)
52562000	Office Supplies	CS	9300004658	11/30/2012	(282.69)
52562000	Office Supplies	CS	9300004944	11/30/2012	(633.46)
52562000	Office Supplies	CS	9300005795	11/30/2012	(196.93)
52562000	Office Supplies	CS	9300004550	11/30/2012	(182.11)
52562000	Office Supplies	CS	9300004905	11/30/2012	(149.70)
52562000	Office Supplies	CS	9300004985	11/30/2012	(50.11)
52562000	Office Supplies	UZ	2000000547	11/30/2012	(177.70)
52562011	Off&Adm Supplies SS	CS	9300005011	11/30/2012	791.67
52562013	Off&Adm Supplies WT	CS	9300004948	11/30/2012	3,314.22
52562013	Off&Adm Supplies WT	CS	9300004997	11/30/2012	785.91
52562013	Off&Adm Supplies WT	CS	9300005796	11/30/2012	498.39
52562013	Off&Adm Supplies WT	CS	9300004426	11/30/2012	223.72
52562013	Off&Adm Supplies WT	CS	9300004958	11/30/2012	230.33
52562013	Off&Adm Supplies WT	CS	9300005005	11/30/2012	214.81
52562013	Off&Adm Supplies WT	CS	9300005801	11/30/2012	473.18
52562013	Off&Adm Supplies WT	CS	9300004398	11/30/2012	(17.90)
52562013	Off&Adm Supplies WT	CS	9300004900	11/30/2012	559.90
52562013	Off&Adm Supplies WT	CS	9300004985	11/30/2012	50.11
52562014	Off&Adm Supplies TD	CS	9300004873	11/30/2012	360.65
52562014	Off&Adm Supplies TD	CS	9300004960	11/30/2012	126.43
52562016	Off&Adm Supplies AG	CS	9300004356	11/30/2012	558.06
52562016	Off&Adm Supplies AG	CS	9300004798	11/30/2012	42.34
52562016	Off&Adm Supplies AG	CS	9300004897	11/30/2012	148.27
52562016	Off&Adm Supplies AG	CS	9300004974	11/30/2012	38.16
52562016	Off&Adm Supplies AG	CS	9300005781	11/30/2012	40.93
52562016	Off&Adm Supplies AG	CS	9300004797	11/30/2012	64.66
52562016	Off&Adm Supplies AG	CS	9300004896	11/30/2012	73.48
52562016	Off&Adm Supplies AG	CS	9300004377	11/30/2012	2,292.16
52562016	Off&Adm Supplies AG	CS	9300004570	11/30/2012	31.32
52562016	Off&Adm Supplies AG	CS	9300004821	11/30/2012	41.81
52562016	Off&Adm Supplies AG	CS	9300004922	11/30/2012	446.64
52562016	Off&Adm Supplies AG	CS	9300005786	11/30/2012	8.60
52562016	Off&Adm Supplies AG	CS	9300004432	11/30/2012	206.27
52562016	Off&Adm Supplies AG	CS	9300004658	11/30/2012	282.69
52562016	Off&Adm Supplies AG	CS	9300004944	11/30/2012	633.46
52562016	Off&Adm Supplies AG	CS	9300005795	11/30/2012	196.93
52562016	Off&Adm Supplies AG	CS	9300004550	11/30/2012	182.11
52562016	Off&Adm Supplies AG	CS	9300004905	11/30/2012	149.70
52562500	Overnight Shippng	SN	100001946	11/30/2012	(0.81)
52562500	Overnight Shippng	SV	100002018	11/30/2012	107.08
52562500	Overnight Shippng	SV	100002018	11/30/2012	147.21
52562500	Overnight Shippng	SV	100002018	11/30/2012	11.91
52562500	Overnight Shippng	SV	100002018	11/30/2012	72.30
52562500	Overnight Shippng	KR	5000003447	11/30/2012	12.41
52562500	Overnight Shippng	ZI	9000000251	11/30/2012	9.90
52562500	Overnight Shippng	ZI	9000000357	11/30/2012	5.25

## Kentucky American Water Company

Case No. 2012-00520

Response to PSC DR1, Item 31

Account	Description	Doc Type	Document Number	Posting Date	Amount
52562500	Overnight Shippng	ZI	9000000998	11/30/2012	9.28
52562500	Overnight Shippng	CS	9300004411	11/30/2012	(4.83)
52562500	Overnight Shippng	CS	9300004605	11/30/2012	(471.85)
52562500	Overnight Shippng	CS	9300004948	11/30/2012	(15.15)
52562500	Overnight Shippng	CS	9300005796	11/30/2012	(107.08)
52562500	Overnight Shippng	CS	9300004426	11/30/2012	(700.82)
52562500	Overnight Shippng	CS	9300004871	11/30/2012	(403.74)
52562500	Overnight Shippng	CS	9300005801	11/30/2012	(147.21)
52562500	Overnight Shippng	CS	9300004973	11/30/2012	(26.50)
52562500	Overnight Shippng	CS	9300004398	11/30/2012	(56.73)
52562500	Overnight Shippng	CS	9300004419	11/30/2012	(12.40)
52562500	Overnight Shippng	CS	9300004614	11/30/2012	(25.25)
52562500	Overnight Shippng	CS	9300004865	11/30/2012	(186.06)
52562500	Overnight Shippng	CS	9300005798	11/30/2012	(11.91)
52562500	Overnight Shippng	CS	9300004545	11/30/2012	(46.19)
52562500	Overnight Shippng	CS	9300004798	11/30/2012	(37.34)
52562500	Overnight Shippng	CS	9300005781	11/30/2012	(72.30)
52562500	Overnight Shippng	CS	9300004424	11/30/2012	(50.50)
52562500	Overnight Shippng	CS	9300004869	11/30/2012	(12.41)
52562500	Overnight Shippng	CS	9300004954	11/30/2012	0.81
52562500	Overnight Shippng	CS	9300004942	11/30/2012	(9.28)
52562500	Overnight Shippng	CS	9300004573	11/30/2012	(17.15)
52562513	Overnight Shippng WT	CS	9300004411	11/30/2012	4.83
52562513	Overnight Shippng WT	CS	9300004605	11/30/2012	471.85
52562513	Overnight Shippng WT	CS	9300004948	11/30/2012	15.15
52562513	Overnight Shippng WT	CS	9300005796	11/30/2012	107.08
52562513	Overnight Shippng WT	CS	9300004426	11/30/2012	700.82
52562513	Overnight Shippng WT	CS	9300004871	11/30/2012	403.74
52562513	Overnight Shippng WT	CS	9300005801	11/30/2012	147.21
52562513	Overnight Shippng WT	CS	9300004973	11/30/2012	26.50
52562513	Overnight Shippng WT	CS	9300004398	11/30/2012	56.73
52562513	Overnight Shippng WT	CS	9300004573	11/30/2012	17.15
52562515	Overnight Shippng CA	CS	9300004419	11/30/2012	12.40
52562515	Overnight Shippng CA	CS	9300004614	11/30/2012	25.25
52562515	Overnight Shippng CA	CS	9300004865	11/30/2012	186.06
52562515	Overnight Shippng CA	CS	9300005798	11/30/2012	11.91
52562516	Overnight Shippng AG	CS	9300004545	11/30/2012	46.19
52562516	Overnight Shippng AG	CS	9300004798	11/30/2012	37.34
52562516	Overnight Shippng AG	CS	9300005781	11/30/2012	72.30
52562516	Overnight Shippng AG	CS	9300004424	11/30/2012	50.50
52562516	Overnight Shippng AG	CS	9300004869	11/30/2012	12.41
52562516	Overnight Shippng AG	CS	9300004954	11/30/2012	(0.81)
52562516	Overnight Shippng AG	CS	9300004942	11/30/2012	9.28
52566000	Postage	SA	100001955	11/30/2012	46,473.76
52566000	Postage	CS	9300004991	11/30/2012	(46,473.76)
52566015	Postage CA	CS	9300004991	11/30/2012	46,473.76
52567000	Relocation Expenses	SV	100002018	11/30/2012	37.77
52567000	Relocation Expenses	SV	100002018	11/30/2012	42.74
52567000	Relocation Expenses	CF	9300005782	11/30/2012	(42.74)
52567000	Relocation Expenses	CF	9300005782	11/30/2012	42.74
52567000	Relocation Expenses	CF	9300005805	11/30/2012	(37.77)
52567000	Relocation Expenses	CF	9300005805	11/30/2012	37.77
52568000	Research & Develop	SA	100001843	11/30/2012	73.70

## Kentucky American Water Company

Case No. 2012-00520

Response to PSC DR1, Item 31

Account	Description	Doc Type	Document Number	Posting Date	Amount
52568000	Research & Develop	SA	100001993	11/30/2012	1,700.50
52568000	Research & Develop	CF	9300004637	11/30/2012	(73.70)
52568000	Research & Develop	CF	9300004637	11/30/2012	73.70
52568000	Research & Develop	CF	9300005018	11/30/2012	(1,700.50)
52568000	Research & Develop	CF	9300005018	11/30/2012	1,700.50
52571000	Security Svc	SV	100001994	11/30/2012	3,808.00
52571000	Security Svc	SV	100002018	11/30/2012	200.00
52571000	Security Svc	CS	9300004591	11/30/2012	3,808.00
52571000	Security Svc	CS	9300005023	11/30/2012	(3,808.00)
52571000	Security Svc	CS	9300005792	11/30/2012	(200.00)
52571016	Security Svc AG	CS	9300004591	11/30/2012	(3,808.00)
52571016	Security Svc AG	CS	9300005023	11/30/2012	3,808.00
52571016	Security Svc AG	CS	9300005792	11/30/2012	200.00
52571100	Add'l Security Costs	CF	9300004397	11/30/2012	791.79
52571100	Add'l Security Costs	CF	9300004397	11/30/2012	(791.79)
52571100	Add'l Security Costs	CF	9300004592	11/30/2012	(4,035.00)
52571100	Add'l Security Costs	CF	9300004592	11/30/2012	4,035.00
52571100	Add'l Security Costs	CF	9300004655	11/30/2012	(1,008.75)
52571100	Add'l Security Costs	CF	9300004655	11/30/2012	1,008.75
52571100	Add'l Security Costs	CF	9300004844	11/30/2012	(1,008.75)
52571100	Add'l Security Costs	CF	9300004844	11/30/2012	1,008.75
52571500	Software Licenses	SA	100001840	11/30/2012	1,953.48
52571500	Software Licenses	SA	100001844	11/30/2012	85.29
52571500	Software Licenses	SA	100001845	11/30/2012	240.11
52571500	Software Licenses	SA	100001939	11/30/2012	472.50
52571500	Software Licenses	SA	100001940	11/30/2012	286.35
52571500	Software Licenses	SA	100001995	11/30/2012	554.17
52571500	Software Licenses	SA	100002027	11/30/2012	(554.17)
52571500	Software Licenses	SA	100002028	11/30/2012	(0.17)
52571500	Software Licenses	SA	100002033	11/30/2012	472.50
52571500	Software Licenses	CF	9300004637	11/30/2012	(2,278.88)
52571500	Software Licenses	CF	9300004637	11/30/2012	2,278.88
52571500	Software Licenses	CF	9300004898	11/30/2012	(758.85)
52571500	Software Licenses	CF	9300004898	11/30/2012	758.85
52571500	Software Licenses	CF	9300005018	11/30/2012	(554.17)
52571500	Software Licenses	CF	9300005018	11/30/2012	554.17
52571500	Software Licenses	CF	9300006086	11/30/2012	81.84
52571500	Software Licenses	CF	9300006086	11/30/2012	(81.84)
52574000	Telephone	SV	100001934	11/30/2012	1,980.63
52574000	Telephone	SV	100001934	11/30/2012	410.63
52574000	Telephone	SV	100001934	11/30/2012	53.63
52574000	Telephone	SV	100001934	11/30/2012	327.05
52574000	Telephone	SV	100001934	11/30/2012	35.56
52574000	Telephone	SV	100001934	11/30/2012	27.18
52574000	Telephone	SV	100001934	11/30/2012	45.60
52574000	Telephone	SV	100001934	11/30/2012	2,782.97
52574000	Telephone	SV	100001934	11/30/2012	59.92
52574000	Telephone	SV	100001934	11/30/2012	111.00
52574000	Telephone	CS	9300004555	11/30/2012	68.22
52574000	Telephone	CS	9300004909	11/30/2012	(1,980.63)
52574000	Telephone	CS	9300004421	11/30/2012	(1,583.07)
52574000	Telephone	CS	9300004615	11/30/2012	2,703.85
52574000	Telephone	CS	9300004866	11/30/2012	(5,647.69)

## Kentucky American Water Company

Case No. 2012-00520

Response to PSC DR1, Item 31

Account	Description	Doc Type	Document Number	Posting Date	Amount
52574000	Telephone	CS	9300004953	11/30/2012	(410.63)
52574000	Telephone	CS	9300004545	11/30/2012	56.41
52574000	Telephone	CS	9300004897	11/30/2012	(111.00)
52574000	Telephone	CS	9300004570	11/30/2012	27.25
52574000	Telephone	CS	9300004922	11/30/2012	(53.63)
52574000	Telephone	CS	9300004409	11/30/2012	(252.60)
52574000	Telephone	CS	9300004604	11/30/2012	272.03
52574000	Telephone	CS	9300004855	11/30/2012	(246.72)
52574000	Telephone	CS	9300004944	11/30/2012	(327.05)
52574000	Telephone	CS	9300004353	11/30/2012	(122.50)
52574000	Telephone	CS	9300004544	11/30/2012	40.83
52574000	Telephone	CS	9300004795	11/30/2012	(98.00)
52574000	Telephone	CS	9300004895	11/30/2012	(35.56)
52574000	Telephone	CS	9300004618	11/30/2012	13.81
52574000	Telephone	CS	9300004869	11/30/2012	(40.20)
52574000	Telephone	CS	9300004954	11/30/2012	(27.18)
52574000	Telephone	CS	9300004559	11/30/2012	1.42
52574000	Telephone	CS	9300004812	11/30/2012	(0.58)
52574000	Telephone	CS	9300004911	11/30/2012	(45.60)
52574000	Telephone	CS	9300004363	11/30/2012	(625.01)
52574000	Telephone	CS	9300004550	11/30/2012	696.06
52574000	Telephone	CS	9300004805	11/30/2012	(887.59)
52574000	Telephone	CS	9300004905	11/30/2012	(2,782.97)
52574000	Telephone	CS	9300004589	11/30/2012	1.92
52574000	Telephone	CS	9300004841	11/30/2012	(186.57)
52574000	Telephone	CS	9300004934	11/30/2012	(59.92)
52574013	Telephone WT	CS	9300004555	11/30/2012	(68.22)
52574013	Telephone WT	CS	9300004909	11/30/2012	1,980.63
52574015	Telephone CA	CS	9300004421	11/30/2012	1,583.07
52574015	Telephone CA	CS	9300004615	11/30/2012	(2,703.85)
52574015	Telephone CA	CS	9300004866	11/30/2012	5,647.69
52574015	Telephone CA	CS	9300004953	11/30/2012	410.63
52574016	Telephone AG	CS	9300004545	11/30/2012	(56.41)
52574016	Telephone AG	CS	9300004897	11/30/2012	111.00
52574016	Telephone AG	CS	9300004570	11/30/2012	(27.25)
52574016	Telephone AG	CS	9300004922	11/30/2012	53.63
52574016	Telephone AG	CS	9300004409	11/30/2012	252.60
52574016	Telephone AG	CS	9300004604	11/30/2012	(272.03)
52574016	Telephone AG	CS	9300004855	11/30/2012	246.72
52574016	Telephone AG	CS	9300004944	11/30/2012	327.05
52574016	Telephone AG	CS	9300004353	11/30/2012	122.50
52574016	Telephone AG	CS	9300004544	11/30/2012	(40.83)
52574016	Telephone AG	CS	9300004795	11/30/2012	98.00
52574016	Telephone AG	CS	9300004895	11/30/2012	35.56
52574016	Telephone AG	CS	9300004618	11/30/2012	(13.81)
52574016	Telephone AG	CS	9300004869	11/30/2012	40.20
52574016	Telephone AG	CS	9300004954	11/30/2012	27.18
52574016	Telephone AG	CS	9300004559	11/30/2012	(1.42)
52574016	Telephone AG	CS	9300004812	11/30/2012	0.58
52574016	Telephone AG	CS	9300004911	11/30/2012	45.60
52574016	Telephone AG	CS	9300004363	11/30/2012	625.01
52574016	Telephone AG	CS	9300004550	11/30/2012	(696.06)
52574016	Telephone AG	CS	9300004805	11/30/2012	887.59

## Kentucky American Water Company

Case No. 2012-00520

Response to PSC DR1, Item 31

Account	Description	Doc Type	Document Number	Posting Date	Amount
52574016	Telephone AG	CS	9300004905	11/30/2012	2,782.97
52574016	Telephone AG	CS	9300004589	11/30/2012	(1.92)
52574016	Telephone AG	CS	9300004841	11/30/2012	186.57
52574016	Telephone AG	CS	9300004934	11/30/2012	59.92
52574100	Cell Phone	SV	100001934	11/30/2012	48.72
52574100	Cell Phone	SV	100001934	11/30/2012	4.59
52574100	Cell Phone	SV	100001934	11/30/2012	309.43
52574100	Cell Phone	SV	100001934	11/30/2012	542.21
52574100	Cell Phone	SV	100001934	11/30/2012	215.35
52574100	Cell Phone	SV	100001934	11/30/2012	398.98
52574100	Cell Phone	SV	100001934	11/30/2012	52.09
52574100	Cell Phone	SV	100001934	11/30/2012	51.10
52574100	Cell Phone	SV	100001934	11/30/2012	1,237.87
52574100	Cell Phone	SV	100001934	11/30/2012	1,914.59
52574100	Cell Phone	SV	100001934	11/30/2012	532.27
52574100	Cell Phone	SV	100001934	11/30/2012	57.41
52574100	Cell Phone	SV	100001934	11/30/2012	517.41
52574100	Cell Phone	SV	100001934	11/30/2012	191.90
52574100	Cell Phone	ZI	9000000012	11/30/2012	10.60
52574100	Cell Phone	ZI	9000000171	11/30/2012	8.48
52574100	Cell Phone	ZI	9000000299	11/30/2012	15.89
52574100	Cell Phone	ZI	9000000737	11/30/2012	551.16
52574100	Cell Phone	ZI	9000000786	11/30/2012	31.79
52574100	Cell Phone	ZI	9000000787	11/30/2012	100.00
52574100	Cell Phone	ZI	9000000898	11/30/2012	200.00
52574100	Cell Phone	ZI	9000001045	11/30/2012	20.00
52574100	Cell Phone	ZI	9000001049	11/30/2012	50.00
52574100	Cell Phone	CS	9300004411	11/30/2012	(65.66)
52574100	Cell Phone	CS	9300004605	11/30/2012	117.99
52574100	Cell Phone	CS	9300004856	11/30/2012	(65.66)
52574100	Cell Phone	CS	9300004948	11/30/2012	(48.72)
52574100	Cell Phone	CS	9300004563	11/30/2012	(41.09)
52574100	Cell Phone	CS	9300004916	11/30/2012	(4.59)
52574100	Cell Phone	CS	9300004622	11/30/2012	(676.63)
52574100	Cell Phone	CS	9300004873	11/30/2012	(173.43)
52574100	Cell Phone	CS	9300004960	11/30/2012	(984.43)
52574100	Cell Phone	CS	9300004585	11/30/2012	763.51
52574100	Cell Phone	CS	9300004837	11/30/2012	(560.28)
52574100	Cell Phone	CS	9300004932	11/30/2012	(542.21)
52574100	Cell Phone	CS	9300004865	11/30/2012	(14.95)
52574100	Cell Phone	CS	9300004356	11/30/2012	(281.06)
52574100	Cell Phone	CS	9300004545	11/30/2012	505.07
52574100	Cell Phone	CS	9300004798	11/30/2012	(290.26)
52574100	Cell Phone	CS	9300004897	11/30/2012	(215.35)
52574100	Cell Phone	CS	9300004636	11/30/2012	(214.21)
52574100	Cell Phone	CS	9300004377	11/30/2012	(534.67)
52574100	Cell Phone	CS	9300004570	11/30/2012	960.81
52574100	Cell Phone	CS	9300004821	11/30/2012	(537.76)
52574100	Cell Phone	CS	9300004922	11/30/2012	(398.98)
52574100	Cell Phone	CS	9300004432	11/30/2012	(59.60)
52574100	Cell Phone	CS	9300004626	11/30/2012	107.10
52574100	Cell Phone	CS	9300004396	11/30/2012	(67.36)
52574100	Cell Phone	CS	9300004591	11/30/2012	121.05

## Kentucky American Water Company

Case No. 2012-00520

Response to PSC DR1, Item 31

Account	Description	Doc Type	Document Number	Posting Date	Amount
52574100	Cell Phone	CS	9300004843	11/30/2012	(70.21)
52574100	Cell Phone	CS	9300004936	11/30/2012	(52.09)
52574100	Cell Phone	CS	9300004365	11/30/2012	(68.87)
52574100	Cell Phone	CS	9300004552	11/30/2012	123.76
52574100	Cell Phone	CS	9300004807	11/30/2012	(68.87)
52574100	Cell Phone	CS	9300004907	11/30/2012	(51.10)
52574100	Cell Phone	CS	9300004409	11/30/2012	(1,281.47)
52574100	Cell Phone	CS	9300004604	11/30/2012	2,936.40
52574100	Cell Phone	CS	9300004855	11/30/2012	(1,461.09)
52574100	Cell Phone	CS	9300004944	11/30/2012	(1,253.76)
52574100	Cell Phone	CS	9300004424	11/30/2012	(2,334.67)
52574100	Cell Phone	CS	9300004618	11/30/2012	3,800.66
52574100	Cell Phone	CS	9300004869	11/30/2012	(2,487.71)
52574100	Cell Phone	CS	9300004954	11/30/2012	(1,984.59)
52574100	Cell Phone	CS	9300005000	11/30/2012	(250.00)
52574100	Cell Phone	CS	9300004441	11/30/2012	(816.58)
52574100	Cell Phone	CS	9300004634	11/30/2012	1,503.19
52574100	Cell Phone	CS	9300004884	11/30/2012	(717.40)
52574100	Cell Phone	CS	9300004970	11/30/2012	(1,083.43)
52574100	Cell Phone	CS	9300004395	11/30/2012	(71.19)
52574100	Cell Phone	CS	9300004590	11/30/2012	86.84
52574100	Cell Phone	CS	9300004842	11/30/2012	(71.19)
52574100	Cell Phone	CS	9300004935	11/30/2012	(57.41)
52574100	Cell Phone	CS	9300004363	11/30/2012	(129.40)
52574100	Cell Phone	CS	9300004550	11/30/2012	232.54
52574100	Cell Phone	CS	9300004805	11/30/2012	(697.38)
52574100	Cell Phone	CS	9300004905	11/30/2012	(517.41)
52574100	Cell Phone	CS	9300004408	11/30/2012	(283.03)
52574100	Cell Phone	CS	9300004603	11/30/2012	508.61
52574100	Cell Phone	CS	9300004854	11/30/2012	(258.65)
52574100	Cell Phone	CS	9300004942	11/30/2012	(210.98)
52574100	Cell Phone	CS	9300004924	11/30/2012	(31.79)
52574100	Cell Phone	CS	9300004985	11/30/2012	(31.75)
52574113	Cell Phone WT	CS	9300004411	11/30/2012	65.66
52574113	Cell Phone WT	CS	9300004605	11/30/2012	(117.99)
52574113	Cell Phone WT	CS	9300004856	11/30/2012	65.66
52574113	Cell Phone WT	CS	9300004948	11/30/2012	48.72
52574113	Cell Phone WT	CS	9300004924	11/30/2012	31.79
52574113	Cell Phone WT	CS	9300004985	11/30/2012	31.75
52574114	Cell Phone TD	CS	9300004563	11/30/2012	41.09
52574114	Cell Phone TD	CS	9300004916	11/30/2012	4.59
52574114	Cell Phone TD	CS	9300004622	11/30/2012	676.63
52574114	Cell Phone TD	CS	9300004873	11/30/2012	173.43
52574114	Cell Phone TD	CS	9300004960	11/30/2012	984.43
52574115	Cell Phone CA	CS	9300004585	11/30/2012	(763.51)
52574115	Cell Phone CA	CS	9300004837	11/30/2012	560.28
52574115	Cell Phone CA	CS	9300004932	11/30/2012	542.21
52574115	Cell Phone CA	CS	9300004865	11/30/2012	14.95
52574116	Cell Phone AG	CS	9300004356	11/30/2012	281.06
52574116	Cell Phone AG	CS	9300004545	11/30/2012	(505.07)
52574116	Cell Phone AG	CS	9300004798	11/30/2012	290.26
52574116	Cell Phone AG	CS	9300004897	11/30/2012	215.35
52574116	Cell Phone AG	CS	9300004636	11/30/2012	214.21

## Kentucky American Water Company

Case No. 2012-00520

Response to PSC DR1, Item 31

Account	Description	Doc Type	Document Number	Posting Date	Amount
52574116	Cell Phone AG	CS	9300004377	11/30/2012	534.67
52574116	Cell Phone AG	CS	9300004570	11/30/2012	(960.81)
52574116	Cell Phone AG	CS	9300004821	11/30/2012	537.76
52574116	Cell Phone AG	CS	9300004922	11/30/2012	398.98
52574116	Cell Phone AG	CS	9300004432	11/30/2012	59.60
52574116	Cell Phone AG	CS	9300004626	11/30/2012	(107.10)
52574116	Cell Phone AG	CS	9300004396	11/30/2012	67.36
52574116	Cell Phone AG	CS	9300004591	11/30/2012	(121.05)
52574116	Cell Phone AG	CS	9300004843	11/30/2012	70.21
52574116	Cell Phone AG	CS	9300004936	11/30/2012	52.09
52574116	Cell Phone AG	CS	9300004365	11/30/2012	68.87
52574116	Cell Phone AG	CS	9300004552	11/30/2012	(123.76)
52574116	Cell Phone AG	CS	9300004807	11/30/2012	68.87
52574116	Cell Phone AG	CS	9300004907	11/30/2012	51.10
52574116	Cell Phone AG	CS	9300004409	11/30/2012	1,281.47
52574116	Cell Phone AG	CS	9300004604	11/30/2012	(2,936.40)
52574116	Cell Phone AG	CS	9300004855	11/30/2012	1,461.09
52574116	Cell Phone AG	CS	9300004944	11/30/2012	1,253.76
52574116	Cell Phone AG	CS	9300004424	11/30/2012	2,334.67
52574116	Cell Phone AG	CS	9300004618	11/30/2012	(3,800.66)
52574116	Cell Phone AG	CS	9300004869	11/30/2012	2,487.71
52574116	Cell Phone AG	CS	9300004954	11/30/2012	1,984.59
52574116	Cell Phone AG	CS	9300005000	11/30/2012	250.00
52574116	Cell Phone AG	CS	9300004441	11/30/2012	816.58
52574116	Cell Phone AG	CS	9300004634	11/30/2012	(1,503.19)
52574116	Cell Phone AG	CS	9300004884	11/30/2012	717.40
52574116	Cell Phone AG	CS	9300004970	11/30/2012	1,083.43
52574116	Cell Phone AG	CS	9300004395	11/30/2012	71.19
52574116	Cell Phone AG	CS	9300004590	11/30/2012	(86.84)
52574116	Cell Phone AG	CS	9300004842	11/30/2012	71.19
52574116	Cell Phone AG	CS	9300004935	11/30/2012	57.41
52574116	Cell Phone AG	CS	9300004363	11/30/2012	129.40
52574116	Cell Phone AG	CS	9300004550	11/30/2012	(232.54)
52574116	Cell Phone AG	CS	9300004805	11/30/2012	697.38
52574116	Cell Phone AG	CS	9300004905	11/30/2012	517.41
52574116	Cell Phone AG	CS	9300004408	11/30/2012	283.03
52574116	Cell Phone AG	CS	9300004603	11/30/2012	(508.61)
52574116	Cell Phone AG	CS	9300004854	11/30/2012	258.65
52574116	Cell Phone AG	CS	9300004942	11/30/2012	210.98
52578000	Trash Removal	SV	100002018	11/30/2012	304.04
52578000	Trash Removal	SV	100002018	11/30/2012	1,162.22
52578000	Trash Removal	ZI	9000000353	11/30/2012	107.23
52578000	Trash Removal	CS	9300004411	11/30/2012	(416.22)
52578000	Trash Removal	CS	9300004948	11/30/2012	(107.23)
52578000	Trash Removal	CS	9300004997	11/30/2012	(107.09)
52578000	Trash Removal	CS	9300005796	11/30/2012	(304.04)
52578000	Trash Removal	CS	9300004428	11/30/2012	(781.24)
52578000	Trash Removal	CS	9300005803	11/30/2012	(1,162.22)
52578000	Trash Removal	CS	9300004821	11/30/2012	(140.50)
52578000	Trash Removal	CS	9300004590	11/30/2012	(88.79)
52578000	Trash Removal	CS	9300004589	11/30/2012	(58.96)
52578013	Trash Removal WT	CS	9300004411	11/30/2012	416.22
52578013	Trash Removal WT	CS	9300004948	11/30/2012	107.23

## Kentucky American Water Company

Case No. 2012-00520

Response to PSC DR1, Item 31

Account	Description	Doc Type	Document Number	Posting Date	Amount
52578013	Trash Removal WT	CS	9300004997	11/30/2012	107.09
52578013	Trash Removal WT	CS	9300005796	11/30/2012	304.04
52578014	Trash Removal TD	CS	9300004428	11/30/2012	781.24
52578014	Trash Removal TD	CS	9300005803	11/30/2012	1,162.22
52578016	Trash Removal AG	CS	9300004821	11/30/2012	140.50
52578016	Trash Removal AG	CS	9300004590	11/30/2012	88.79
52578016	Trash Removal AG	CS	9300004589	11/30/2012	58.96
52582000	Uniforms	ZI	9000000016	11/30/2012	87.68
52582000	Uniforms	ZI	9000000017	11/30/2012	55.44
52582000	Uniforms	ZI	9000000018	11/30/2012	92.53
52582000	Uniforms	ZI	9000000022	11/30/2012	4.81
52582000	Uniforms	ZI	9000000022	11/30/2012	21.78
52582000	Uniforms	ZI	9000000024	11/30/2012	111.30
52582000	Uniforms	ZI	9000000026	11/30/2012	39.20
52582000	Uniforms	ZI	9000000070	11/30/2012	69.19
52582000	Uniforms	ZI	9000000071	11/30/2012	55.44
52582000	Uniforms	ZI	9000000089	11/30/2012	95.48
52582000	Uniforms	ZI	9000000090	11/30/2012	41.79
52582000	Uniforms	ZI	9000000091	11/30/2012	39.20
52582000	Uniforms	ZI	9000000092	11/30/2012	4.81
52582000	Uniforms	ZI	9000000092	11/30/2012	22.28
52582000	Uniforms	ZI	9000000141	11/30/2012	130.00
52582000	Uniforms	ZI	9000000163	11/30/2012	120.25
52582000	Uniforms	ZI	9000000164	11/30/2012	55.44
52582000	Uniforms	ZI	9000000174	11/30/2012	21.78
52582000	Uniforms	ZI	9000000174	11/30/2012	4.81
52582000	Uniforms	ZI	9000000186	11/30/2012	52.25
52582000	Uniforms	ZI	9000000209	11/30/2012	93.48
52582000	Uniforms	ZI	9000000239	11/30/2012	79.03
52582000	Uniforms	ZI	9000000240	11/30/2012	55.44
52582000	Uniforms	ZI	9000000248	11/30/2012	52.47
52582000	Uniforms	ZI	9000000254	11/30/2012	4.81
52582000	Uniforms	ZI	9000000254	11/30/2012	21.78
52582000	Uniforms	ZI	9000000285	11/30/2012	4.81
52582000	Uniforms	ZI	9000000285	11/30/2012	21.78
52582000	Uniforms	ZI	9000000313	11/30/2012	151.30
52582000	Uniforms	ZI	9000000314	11/30/2012	43.20
52582000	Uniforms	ZI	9000000319	11/30/2012	69.19
52582000	Uniforms	ZI	9000000320	11/30/2012	55.44
52582000	Uniforms	ZI	9000000324	11/30/2012	21.78
52582000	Uniforms	ZI	9000000324	11/30/2012	4.81
52582000	Uniforms	ZI	9000000324	11/30/2012	30.16
52582000	Uniforms	ZI	9000000337	11/30/2012	58.52
52582000	Uniforms	ZI	9000000361	11/30/2012	21.78
52582000	Uniforms	ZI	9000000361	11/30/2012	4.81
52582000	Uniforms	ZI	9000000361	11/30/2012	30.16
52582000	Uniforms	ZI	9000000365	11/30/2012	129.42
52582000	Uniforms	ZI	9000000369	11/30/2012	135.15
52582000	Uniforms	ZI	9000000385	11/30/2012	345.41
52582000	Uniforms	ZI	9000000386	11/30/2012	43.20
52582000	Uniforms	ZI	9000000394	11/30/2012	230.82
52582000	Uniforms	ZI	9000000395	11/30/2012	43.20
52582000	Uniforms	ZI	9000000404	11/30/2012	43.20



## Kentucky American Water Company

Case No. 2012-00520

Response to PSC DR1, Item 31

Account	Description	Doc Type	Document Number	Posting Date	Amount
52582000	Uniforms	ZI	9000000405	11/30/2012	212.26
52582000	Uniforms	ZI	9000000430	11/30/2012	110.65
52582000	Uniforms	ZI	9000000456	11/30/2012	43.20
52582000	Uniforms	ZI	9000000458	11/30/2012	148.29
52582000	Uniforms	ZI	9000000459	11/30/2012	69.19
52582000	Uniforms	ZI	9000000460	11/30/2012	111.00
52582000	Uniforms	ZI	9000000471	11/30/2012	48.48
52582000	Uniforms	ZI	9000000484	11/30/2012	105.88
52582000	Uniforms	ZI	9000000502	11/30/2012	104.93
52582000	Uniforms	ZI	9000000530	11/30/2012	43.70
52582000	Uniforms	ZI	9000000531	11/30/2012	170.71
52582000	Uniforms	ZI	9000000533	11/30/2012	69.19
52582000	Uniforms	ZI	9000000534	11/30/2012	55.44
52582000	Uniforms	ZI	9000000538	11/30/2012	104.93
52582000	Uniforms	ZI	9000000557	11/30/2012	74.16
52582000	Uniforms	ZI	9000000566	11/30/2012	30.16
52582000	Uniforms	ZI	9000000566	11/30/2012	4.81
52582000	Uniforms	ZI	9000000566	11/30/2012	21.78
52582000	Uniforms	ZI	9000000569	11/30/2012	153.42
52582000	Uniforms	ZI	9000000611	11/30/2012	104.93
52582000	Uniforms	ZI	9000000639	11/30/2012	52.58
52582000	Uniforms	ZI	9000000639	11/30/2012	4.81
52582000	Uniforms	ZI	9000000639	11/30/2012	21.78
52582000	Uniforms	ZI	9000000640	11/30/2012	43.20
52582000	Uniforms	ZI	9000000641	11/30/2012	168.29
52582000	Uniforms	ZI	9000000642	11/30/2012	79.03
52582000	Uniforms	ZI	9000000643	11/30/2012	55.44
52582000	Uniforms	ZI	9000000644	11/30/2012	31.52
52582000	Uniforms	ZI	9000000704	11/30/2012	97.30
52582000	Uniforms	ZI	9000000707	11/30/2012	111.30
52582000	Uniforms	ZI	9000000732	11/30/2012	168.85
52582000	Uniforms	ZI	9000000744	11/30/2012	184.58
52582000	Uniforms	ZI	9000000745	11/30/2012	71.45
52582000	Uniforms	ZI	9000000747	11/30/2012	78.11
52582000	Uniforms	ZI	9000000748	11/30/2012	69.19
52582000	Uniforms	ZI	9000000766	11/30/2012	31.52
52582000	Uniforms	ZI	9000000788	11/30/2012	148.39
52582000	Uniforms	ZI	9000000808	11/30/2012	61.08
52582000	Uniforms	ZI	9000000815	11/30/2012	70.70
52582000	Uniforms	ZI	9000000823	11/30/2012	423.81
52582000	Uniforms	ZI	9000000824	11/30/2012	43.20
52582000	Uniforms	ZI	9000000828	11/30/2012	69.19
52582000	Uniforms	ZI	9000000829	11/30/2012	55.44
52582000	Uniforms	ZI	9000000842	11/30/2012	54.30
52582000	Uniforms	ZI	9000000848	11/30/2012	186.00
52582000	Uniforms	ZI	9000000864	11/30/2012	141.18
52582000	Uniforms	ZI	9000000896	11/30/2012	170.70
52582000	Uniforms	ZI	9000000897	11/30/2012	108.68
52582000	Uniforms	ZI	9000000900	11/30/2012	69.19
52582000	Uniforms	ZI	9000000901	11/30/2012	55.44
52582000	Uniforms	ZI	9000000918	11/30/2012	35.10
52582000	Uniforms	ZI	9000000918	11/30/2012	4.81
52582000	Uniforms	ZI	9000000918	11/30/2012	21.78

## Kentucky American Water Company

Case No. 2012-00520

Response to PSC DR1, Item 31

Account	Description	Doc Type	Document Number	Posting Date	Amount
52582000	Uniforms	ZI	9000000919	11/30/2012	113.03
52582000	Uniforms	ZI	9000000920	11/30/2012	111.30
52582000	Uniforms	ZI	9000000934	11/30/2012	57.02
52582000	Uniforms	ZI	9000000944	11/30/2012	45.91
52582000	Uniforms	ZI	9000000944	11/30/2012	4.81
52582000	Uniforms	ZI	9000000944	11/30/2012	21.78
52582000	Uniforms	ZI	9000000960	11/30/2012	(45.91)
52582000	Uniforms	ZI	9000000960	11/30/2012	(4.81)
52582000	Uniforms	ZI	9000000960	11/30/2012	(21.78)
52582000	Uniforms	ZI	9000000961	11/30/2012	50.10
52582000	Uniforms	ZI	9000000962	11/30/2012	153.69
52582000	Uniforms	ZI	9000000965	11/30/2012	(57.02)
52582000	Uniforms	ZI	9000000966	11/30/2012	69.19
52582000	Uniforms	ZI	9000000967	11/30/2012	62.95
52582000	Uniforms	ZI	9000000980	11/30/2012	26.16
52582000	Uniforms	ZI	9000000980	11/30/2012	4.81
52582000	Uniforms	ZI	9000000980	11/30/2012	29.60
52582000	Uniforms	ZI	9000000981	11/30/2012	33.07
52582000	Uniforms	ZI	9000000993	11/30/2012	386.89
52582000	Uniforms	ZI	9000000994	11/30/2012	212.16
52582000	Uniforms	ZI	9000001007	11/30/2012	10.60
52582000	Uniforms	ZI	9000001012	11/30/2012	50.10
52582000	Uniforms	ZI	9000001013	11/30/2012	196.11
52582000	Uniforms	ZI	9000001014	11/30/2012	69.19
52582000	Uniforms	ZI	9000001015	11/30/2012	57.45
52582000	Uniforms	ZI	9000001020	11/30/2012	22.06
52582000	Uniforms	ZI	9000001020	11/30/2012	4.81
52582000	Uniforms	ZI	9000001020	11/30/2012	84.77
52582000	Uniforms	ZI	9000001023	11/30/2012	33.07
52582000	Uniforms	ZI	9000001035	11/30/2012	111.30
52582000	Uniforms	ZI	9000001037	11/30/2012	267.61
52582000	Uniforms	ZI	9000001038	11/30/2012	63.42
52582000	Uniforms	ZI	9000001039	11/30/2012	69.19
52582000	Uniforms	ZI	9000001040	11/30/2012	57.45
52582000	Uniforms	ZI	9000001043	11/30/2012	37.97
52582000	Uniforms	ZI	9000001043	11/30/2012	4.81
52582000	Uniforms	ZI	9000001043	11/30/2012	100.45
52582000	Uniforms	ZI	9000001063	11/30/2012	110.65
52582000	Uniforms	CS	9300004856	11/30/2012	(74.18)
52582000	Uniforms	CS	9300004948	11/30/2012	(3,473.07)
52582000	Uniforms	CS	9300004997	11/30/2012	(1,551.99)
52582000	Uniforms	CS	9300004958	11/30/2012	(343.94)
52582000	Uniforms	CS	9300005005	11/30/2012	(175.93)
52582000	Uniforms	CS	9300004894	11/30/2012	(392.98)
52582000	Uniforms	CS	9300004973	11/30/2012	(86.07)
52582000	Uniforms	CS	9300004900	11/30/2012	(62.53)
52582000	Uniforms	CS	9300004976	11/30/2012	(9.62)
52582000	Uniforms	CS	9300004950	11/30/2012	(110.65)
52582000	Uniforms	CS	9300004960	11/30/2012	(4,353.63)
52582000	Uniforms	CS	9300005007	11/30/2012	(1,877.21)
52582000	Uniforms	CS	9300004912	11/30/2012	(712.30)
52582000	Uniforms	CS	9300004982	11/30/2012	(430.66)
52582000	Uniforms	CS	9300004897	11/30/2012	(217.18)

## Kentucky American Water Company

Case No. 2012-00520

Response to PSC DR1, Item 31

Account	Description	Doc Type	Document Number	Posting Date	Amount
52582000	Uniforms	CS	9300004974	11/30/2012	(111.32)
52582000	Uniforms	CS	9300004922	11/30/2012	(386.89)
52582000	Uniforms	CS	9300004980	11/30/2012	(111.30)
52582000	Uniforms	CS	9300004934	11/30/2012	(135.15)
52582000	Uniforms	CS	9300004985	11/30/2012	(111.30)
52582000	Uniforms	CS	9300004928	11/30/2012	(111.30)
52582013	Uniforms WT	CS	9300004856	11/30/2012	74.18
52582013	Uniforms WT	CS	9300004948	11/30/2012	3,473.07
52582013	Uniforms WT	CS	9300004997	11/30/2012	1,551.99
52582013	Uniforms WT	CS	9300004958	11/30/2012	343.94
52582013	Uniforms WT	CS	9300005005	11/30/2012	175.93
52582013	Uniforms WT	CS	9300004894	11/30/2012	392.98
52582013	Uniforms WT	CS	9300004973	11/30/2012	86.07
52582013	Uniforms WT	CS	9300004900	11/30/2012	62.53
52582013	Uniforms WT	CS	9300004976	11/30/2012	9.62
52582013	Uniforms WT	CS	9300004985	11/30/2012	111.30
52582014	Uniforms TD	CS	9300004950	11/30/2012	110.65
52582014	Uniforms TD	CS	9300004960	11/30/2012	4,353.63
52582014	Uniforms TD	CS	9300005007	11/30/2012	1,877.21
52582014	Uniforms TD	CS	9300004912	11/30/2012	712.30
52582014	Uniforms TD	CS	9300004982	11/30/2012	430.66
52582014	Uniforms TD	CS	9300004928	11/30/2012	111.30
52582016	Uniforms AG	CS	9300004897	11/30/2012	217.18
52582016	Uniforms AG	CS	9300004974	11/30/2012	111.32
52582016	Uniforms AG	CS	9300004922	11/30/2012	386.89
52582016	Uniforms AG	CS	9300004980	11/30/2012	111.30
52582016	Uniforms AG	CS	9300004934	11/30/2012	135.15
52583000	Water & WW	SV	100002018	11/30/2012	3,854.73
52583000	Water & WW	SV	100002018	11/30/2012	2,183.98
52583000	Water & WW	SV	100002018	11/30/2012	63.79
52583000	Water & WW	SV	100002018	11/30/2012	5.99
52583000	Water & WW	CS	9300005808	11/30/2012	(63.79)
52583000	Water & WW	CS	9300005807	11/30/2012	(3,854.73)
52583000	Water & WW	CS	9300004396	11/30/2012	(71.40)
52583000	Water & WW	CS	9300004591	11/30/2012	(19.04)
52583000	Water & WW	CS	9300004843	11/30/2012	(89.06)
52583000	Water & WW	CS	9300005792	11/30/2012	(2,189.97)
52583000	Water & WW	CS	9300004424	11/30/2012	(2,172.07)
52583000	Water & WW	CS	9300004662	11/30/2012	(106.74)
52583011	Water & WW SS	CS	9300005808	11/30/2012	63.79
52583011	Water & WW SS	CS	9300005807	11/30/2012	3,854.73
52583016	Water & WW AG	CS	9300004396	11/30/2012	71.40
52583016	Water & WW AG	CS	9300004591	11/30/2012	19.04
52583016	Water & WW AG	CS	9300004843	11/30/2012	89.06
52583016	Water & WW AG	CS	9300005792	11/30/2012	2,189.97
52583016	Water & WW AG	CS	9300004424	11/30/2012	2,172.07
52583016	Water & WW AG	CS	9300004662	11/30/2012	106.74
52599800	PCard Undistributed	SV	100001982	11/30/2012	1,237.49
52599800	PCard Undistributed	SV	100001984	11/30/2012	320.00
52599800	PCard Undistributed	CF	9300005018	11/30/2012	(1,557.49)
52599800	PCard Undistributed	CF	9300005018	11/30/2012	1,557.49
52801100	Indirect OH Clearing	SA	100001952	11/30/2012	1,214.86
52801100	Indirect OH Clearing	SA	100001952	11/30/2012	1,702.79

## Kentucky American Water Company

Case No. 2012-00520

Response to PSC DR1, Item 31

Account	Description	Doc Type	Document Number	Posting Date	Amount
52801100	Indirect OH Clearing	SA	100001952	11/30/2012	8,245.53
52801100	Indirect OH Clearing	SA	100001952	11/30/2012	68.40
52801100	Indirect OH Clearing	SA	100001952	11/30/2012	208,023.19
52801100	Indirect OH Clearing	SA	100001952	11/30/2012	1,747.50
52801100	Indirect OH Clearing	SA	100001952	11/30/2012	73.88
52801100	Indirect OH Clearing	SA	100001952	11/30/2012	799.87
52801100	Indirect OH Clearing	SA	100001952	11/30/2012	566.19
52801100	Indirect OH Clearing	SA	100001952	11/30/2012	699.00
52801100	Indirect OH Clearing	SA	100001952	11/30/2012	482.31
52801100	Indirect OH Clearing	SA	100001952	11/30/2012	11,669.81
52801100	Indirect OH Clearing	SA	100001952	11/30/2012	27.96
52801100	Indirect OH Clearing	SA	100001952	11/30/2012	663.70
52801100	Indirect OH Clearing	SA	100001952	11/30/2012	855.02
52801100	Indirect OH Clearing	SA	100001952	11/30/2012	21,955.07
52801100	Indirect OH Clearing	SA	100001952	11/30/2012	2,099.69
52801100	Indirect OH Clearing	SA	100001952	11/30/2012	1,203.86
52801100	Indirect OH Clearing	SA	100001952	11/30/2012	699.00
52801100	Indirect OH Clearing	SA	100001952	11/30/2012	4,194.00
52801100	Indirect OH Clearing	SA	100001952	11/30/2012	25.16
52801100	Indirect OH Clearing	SA	100001952	11/30/2012	1,593.26
52801100	Indirect OH Clearing	SA	100001952	11/30/2012	1,048.08
52801100	Indirect OH Clearing	SA	100001952	11/30/2012	428.28
52801100	Indirect OH Clearing	SA	100001952	11/30/2012	509.73
52801100	Indirect OH Clearing	SA	100002036	11/30/2012	(352.08)
52801100	Indirect OH Clearing	SP	2000000536	11/30/2012	(757.50)
52801100	Indirect OH Clearing	SP	2000000536	11/30/2012	757.50
52801100	Indirect OH Clearing	SP	2000000536	11/30/2012	(8,295.91)
52801100	Indirect OH Clearing	SP	2000000536	11/30/2012	8,295.91
52801100	Indirect OH Clearing	SP	2000000536	11/30/2012	(8,311.36)
52801100	Indirect OH Clearing	SP	2000000536	11/30/2012	8,311.36
52801100	Indirect OH Clearing	SL	100001947	11/30/2012	774.42
52801100	Indirect OH Clearing	SL	100001947	11/30/2012	573.12
52801100	Indirect OH Clearing	UZ	2000000545	11/30/2012	(573.12)
52801100	Indirect OH Clearing	UZ	2000000545	11/30/2012	(774.42)
52801100	Indirect OH Clearing	SL	100001947	11/30/2012	189.02
52801100	Indirect OH Clearing	SL	100001947	11/30/2012	466.08
52801100	Indirect OH Clearing	UZ	2000000545	11/30/2012	(189.02)
52801100	Indirect OH Clearing	UZ	2000000545	11/30/2012	(466.08)
52801100	Indirect OH Clearing	SL	100001947	11/30/2012	(34.19)
52801100	Indirect OH Clearing	UZ	2000000545	11/30/2012	34.19
52801100	Indirect OH Clearing	SL	100001947	11/30/2012	(1,330.37)
52801100	Indirect OH Clearing	UZ	2000000545	11/30/2012	1,330.37
52801100	Indirect OH Clearing	UZ	2000000549	11/30/2012	(1,214.86)
52801100	Indirect OH Clearing	SL	100001947	11/30/2012	(261.71)
52801100	Indirect OH Clearing	UZ	2000000545	11/30/2012	261.71
52801100	Indirect OH Clearing	SL	100001947	11/30/2012	53.55
52801100	Indirect OH Clearing	UZ	2000000545	11/30/2012	(53.55)
52801100	Indirect OH Clearing	SL	100001947	11/30/2012	36.50
52801100	Indirect OH Clearing	UZ	2000000545	11/30/2012	(36.50)
52801100	Indirect OH Clearing	SL	100001947	11/30/2012	(653.95)
52801100	Indirect OH Clearing	SL	100001947	11/30/2012	(10.96)
52801100	Indirect OH Clearing	UZ	2000000545	11/30/2012	653.95
52801100	Indirect OH Clearing	UZ	2000000545	11/30/2012	10.96

## Kentucky American Water Company

Case No. 2012-00520

Response to PSC DR1, Item 31

Account	Description	Doc Type	Document Number	Posting Date	Amount
52801100	Indirect OH Clearing	SL	100001947	11/30/2012	775.63
52801100	Indirect OH Clearing	SL	100001947	11/30/2012	2,156.42
52801100	Indirect OH Clearing	UZ	2000000545	11/30/2012	(2,156.42)
52801100	Indirect OH Clearing	UZ	2000000545	11/30/2012	(775.63)
52801100	Indirect OH Clearing	SL	100001947	11/30/2012	882.99
52801100	Indirect OH Clearing	SL	100001947	11/30/2012	(1,003.66)
52801100	Indirect OH Clearing	UZ	2000000545	11/30/2012	1,003.66
52801100	Indirect OH Clearing	UZ	2000000545	11/30/2012	(882.99)
52801100	Indirect OH Clearing	UZ	2000000549	11/30/2012	(1,702.79)
52801100	Indirect OH Clearing	SL	100001947	11/30/2012	1,907.43
52801100	Indirect OH Clearing	SL	100001947	11/30/2012	511.40
52801100	Indirect OH Clearing	UZ	2000000545	11/30/2012	(1,907.43)
52801100	Indirect OH Clearing	UZ	2000000545	11/30/2012	(511.40)
52801100	Indirect OH Clearing	SL	100001947	11/30/2012	131.54
52801100	Indirect OH Clearing	SL	100001947	11/30/2012	1,118.40
52801100	Indirect OH Clearing	UZ	2000000545	11/30/2012	(131.54)
52801100	Indirect OH Clearing	UZ	2000000545	11/30/2012	(1,118.40)
52801100	Indirect OH Clearing	SL	100001947	11/30/2012	551.71
52801100	Indirect OH Clearing	SL	100001947	11/30/2012	85.95
52801100	Indirect OH Clearing	UZ	2000000545	11/30/2012	(551.71)
52801100	Indirect OH Clearing	UZ	2000000545	11/30/2012	(85.95)
52801100	Indirect OH Clearing	UZ	2000000545	11/30/2012	(93.55)
52801100	Indirect OH Clearing	UZ	2000000545	11/30/2012	(489.30)
52801100	Indirect OH Clearing	UZ	2000000545	11/30/2012	35.38
52801100	Indirect OH Clearing	SL	100001947	11/30/2012	93.55
52801100	Indirect OH Clearing	SL	100001947	11/30/2012	489.30
52801100	Indirect OH Clearing	SL	100001947	11/30/2012	(35.38)
52801100	Indirect OH Clearing	UZ	2000000545	11/30/2012	8,245.53
52801100	Indirect OH Clearing	UZ	2000000545	11/30/2012	(7.51)
52801100	Indirect OH Clearing	UZ	2000000549	11/30/2012	(8,245.53)
52801100	Indirect OH Clearing	SL	100001947	11/30/2012	7.51
52801100	Indirect OH Clearing	SL	100001947	11/30/2012	(8,245.53)
52801100	Indirect OH Clearing	UZ	2000000545	11/30/2012	(212.54)
52801100	Indirect OH Clearing	SL	100001947	11/30/2012	212.54
52801100	Indirect OH Clearing	UZ	2000000545	11/30/2012	(49.79)
52801100	Indirect OH Clearing	SL	100001947	11/30/2012	49.79
52801100	Indirect OH Clearing	UZ	2000000545	11/30/2012	(68.40)
52801100	Indirect OH Clearing	UZ	2000000545	11/30/2012	127.40
52801100	Indirect OH Clearing	UZ	2000000549	11/30/2012	(68.40)
52801100	Indirect OH Clearing	SL	100001947	11/30/2012	(127.40)
52801100	Indirect OH Clearing	SL	100001947	11/30/2012	68.40
52801100	Indirect OH Clearing	UZ	2000000545	11/30/2012	(218.88)
52801100	Indirect OH Clearing	SL	100001947	11/30/2012	218.88
52801100	Indirect OH Clearing	UZ	2000000545	11/30/2012	(210,551.59)
52801100	Indirect OH Clearing	UZ	2000000545	11/30/2012	208,023.19
52801100	Indirect OH Clearing	UZ	2000000549	11/30/2012	(208,023.19)
52801100	Indirect OH Clearing	SL	100001947	11/30/2012	(208,023.19)
52801100	Indirect OH Clearing	SL	100001947	11/30/2012	210,551.59
52801100	Indirect OH Clearing	SL	100001947	11/30/2012	405.96
52801100	Indirect OH Clearing	UZ	2000000545	11/30/2012	(405.96)
52801100	Indirect OH Clearing	SL	100001947	11/30/2012	97.52
52801100	Indirect OH Clearing	UZ	2000000545	11/30/2012	(97.52)
52801100	Indirect OH Clearing	SL	100001947	11/30/2012	(25.44)

## Kentucky American Water Company

Case No. 2012-00520

Response to PSC DR1, Item 31

Account	Description	Doc Type	Document Number	Posting Date	Amount
52801100	Indirect OH Clearing	UZ	200000545	11/30/2012	25.44
52801100	Indirect OH Clearing	SL	100001947	11/30/2012	644.60
52801100	Indirect OH Clearing	SL	100001947	11/30/2012	93.09
52801100	Indirect OH Clearing	UZ	200000545	11/30/2012	(93.09)
52801100	Indirect OH Clearing	UZ	200000545	11/30/2012	(644.60)
52801100	Indirect OH Clearing	SL	100001947	11/30/2012	(1,747.50)
52801100	Indirect OH Clearing	SL	100001947	11/30/2012	1,745.08
52801100	Indirect OH Clearing	UZ	200000545	11/30/2012	(1,745.08)
52801100	Indirect OH Clearing	UZ	200000545	11/30/2012	1,747.50
52801100	Indirect OH Clearing	UZ	200000549	11/30/2012	(1,747.50)
52801100	Indirect OH Clearing	SL	100001947	11/30/2012	2,034.81
52801100	Indirect OH Clearing	UZ	200000545	11/30/2012	(2,034.81)
52801100	Indirect OH Clearing	SL	100001947	11/30/2012	8.87
52801100	Indirect OH Clearing	UZ	200000545	11/30/2012	(8.87)
52801100	Indirect OH Clearing	SL	100001947	11/30/2012	301.47
52801100	Indirect OH Clearing	UZ	200000545	11/30/2012	(301.47)
52801100	Indirect OH Clearing	SL	100001947	11/30/2012	308.26
52801100	Indirect OH Clearing	SL	100001947	11/30/2012	647.73
52801100	Indirect OH Clearing	UZ	200000545	11/30/2012	(308.26)
52801100	Indirect OH Clearing	UZ	200000545	11/30/2012	(647.73)
52801100	Indirect OH Clearing	UZ	200000549	11/30/2012	(73.88)
52801100	Indirect OH Clearing	SL	100001947	11/30/2012	5.23
52801100	Indirect OH Clearing	UZ	200000545	11/30/2012	(5.23)
52801100	Indirect OH Clearing	SL	100001947	11/30/2012	230.69
52801100	Indirect OH Clearing	UZ	200000545	11/30/2012	(230.69)
52801100	Indirect OH Clearing	SL	100001947	11/30/2012	(41.29)
52801100	Indirect OH Clearing	UZ	200000545	11/30/2012	41.29
52801100	Indirect OH Clearing	SL	100001947	11/30/2012	22.98
52801100	Indirect OH Clearing	UZ	200000545	11/30/2012	(22.98)
52801100	Indirect OH Clearing	SL	100001947	11/30/2012	(683.30)
52801100	Indirect OH Clearing	UZ	200000545	11/30/2012	683.30
52801100	Indirect OH Clearing	UZ	200000549	11/30/2012	(799.87)
52801100	Indirect OH Clearing	SL	100001947	11/30/2012	(81.19)
52801100	Indirect OH Clearing	UZ	200000545	11/30/2012	81.19
52801100	Indirect OH Clearing	SL	100001947	11/30/2012	(98.09)
52801100	Indirect OH Clearing	UZ	200000545	11/30/2012	98.09
52801100	Indirect OH Clearing	UZ	200000549	11/30/2012	(566.19)
52801100	Indirect OH Clearing	SL	100001947	11/30/2012	(391.47)
52801100	Indirect OH Clearing	UZ	200000545	11/30/2012	391.47
52801100	Indirect OH Clearing	UZ	200000549	11/30/2012	(699.00)
52801100	Indirect OH Clearing	SL	100001947	11/30/2012	178.25
52801100	Indirect OH Clearing	UZ	200000545	11/30/2012	(178.25)
52801100	Indirect OH Clearing	SL	100001947	11/30/2012	29.71
52801100	Indirect OH Clearing	UZ	200000545	11/30/2012	(29.71)
52801100	Indirect OH Clearing	SL	100001947	11/30/2012	208.16
52801100	Indirect OH Clearing	UZ	200000545	11/30/2012	(208.16)
52801100	Indirect OH Clearing	SL	100001947	11/30/2012	257.99
52801100	Indirect OH Clearing	SL	100001947	11/30/2012	3,188.77
52801100	Indirect OH Clearing	UZ	200000545	11/30/2012	(3,188.77)
52801100	Indirect OH Clearing	UZ	200000545	11/30/2012	(257.99)
52801100	Indirect OH Clearing	SL	100001947	11/30/2012	(5.08)
52801100	Indirect OH Clearing	UZ	200000545	11/30/2012	5.08
52801100	Indirect OH Clearing	SL	100001947	11/30/2012	108.52

## Kentucky American Water Company

Case No. 2012-00520

Response to PSC DR1, Item 31

Account	Description	Doc Type	Document Number	Posting Date	Amount
52801100	Indirect OH Clearing	UZ	200000545	11/30/2012	(108.52)
52801100	Indirect OH Clearing	SL	100001947	11/30/2012	536.04
52801100	Indirect OH Clearing	SL	100001947	11/30/2012	1,983.45
52801100	Indirect OH Clearing	UZ	200000545	11/30/2012	(1,983.45)
52801100	Indirect OH Clearing	UZ	200000545	11/30/2012	(536.04)
52801100	Indirect OH Clearing	UZ	200000549	11/30/2012	(482.31)
52801100	Indirect OH Clearing	SL	100001947	11/30/2012	329.76
52801100	Indirect OH Clearing	UZ	200000545	11/30/2012	(329.76)
52801100	Indirect OH Clearing	SL	100001947	11/30/2012	36.70
52801100	Indirect OH Clearing	UZ	200000545	11/30/2012	(36.70)
52801100	Indirect OH Clearing	SL	100001947	11/30/2012	7.34
52801100	Indirect OH Clearing	UZ	200000545	11/30/2012	(7.34)
52801100	Indirect OH Clearing	SL	100001947	11/30/2012	(11,669.81)
52801100	Indirect OH Clearing	SL	100001947	11/30/2012	668.33
52801100	Indirect OH Clearing	UZ	200000545	11/30/2012	11,669.81
52801100	Indirect OH Clearing	UZ	200000545	11/30/2012	(668.33)
52801100	Indirect OH Clearing	UZ	200000549	11/30/2012	(11,669.81)
52801100	Indirect OH Clearing	SL	100001947	11/30/2012	1,192.82
52801100	Indirect OH Clearing	SL	100001947	11/30/2012	713.12
52801100	Indirect OH Clearing	UZ	200000545	11/30/2012	(1,192.82)
52801100	Indirect OH Clearing	UZ	200000545	11/30/2012	(713.12)
52801100	Indirect OH Clearing	SL	100001947	11/30/2012	71.30
52801100	Indirect OH Clearing	UZ	200000545	11/30/2012	(71.30)
52801100	Indirect OH Clearing	SL	100001947	11/30/2012	4.45
52801100	Indirect OH Clearing	UZ	200000545	11/30/2012	(4.45)
52801100	Indirect OH Clearing	SL	100001947	11/30/2012	422.00
52801100	Indirect OH Clearing	SL	100001947	11/30/2012	422.65
52801100	Indirect OH Clearing	UZ	200000545	11/30/2012	(422.65)
52801100	Indirect OH Clearing	UZ	200000545	11/30/2012	(422.00)
52801100	Indirect OH Clearing	UZ	200000549	11/30/2012	(27.96)
52801100	Indirect OH Clearing	SL	100001947	11/30/2012	20.82
52801100	Indirect OH Clearing	UZ	200000545	11/30/2012	(20.82)
52801100	Indirect OH Clearing	SL	100001947	11/30/2012	60.81
52801100	Indirect OH Clearing	UZ	200000545	11/30/2012	(60.81)
52801100	Indirect OH Clearing	SL	100001947	11/30/2012	(3.96)
52801100	Indirect OH Clearing	UZ	200000545	11/30/2012	3.96
52801100	Indirect OH Clearing	SL	100001947	11/30/2012	2.45
52801100	Indirect OH Clearing	UZ	200000545	11/30/2012	(2.45)
52801100	Indirect OH Clearing	SL	100001947	11/30/2012	(577.42)
52801100	Indirect OH Clearing	UZ	200000545	11/30/2012	577.42
52801100	Indirect OH Clearing	UZ	200000549	11/30/2012	(663.70)
52801100	Indirect OH Clearing	SL	100001947	11/30/2012	(743.86)
52801100	Indirect OH Clearing	UZ	200000545	11/30/2012	743.86
52801100	Indirect OH Clearing	UZ	200000549	11/30/2012	(855.02)
52801100	Indirect OH Clearing	SL	100001947	11/30/2012	(15,365.58)
52801100	Indirect OH Clearing	SL	100001947	11/30/2012	51,680.94
52801100	Indirect OH Clearing	UZ	200000545	11/30/2012	15,365.58
52801100	Indirect OH Clearing	UZ	200000545	11/30/2012	(51,680.94)
52801100	Indirect OH Clearing	UZ	200000549	11/30/2012	(21,955.07)
52801100	Indirect OH Clearing	SL	100001947	11/30/2012	5.29
52801100	Indirect OH Clearing	SL	100001947	11/30/2012	30.46
52801100	Indirect OH Clearing	UZ	200000545	11/30/2012	(5.29)
52801100	Indirect OH Clearing	UZ	200000545	11/30/2012	(30.46)

## Kentucky American Water Company

Case No. 2012-00520

Response to PSC DR1, Item 31

Account	Description	Doc Type	Document Number	Posting Date	Amount
52801100	Indirect OH Clearing	SL	100001947	11/30/2012	(141.85)
52801100	Indirect OH Clearing	UZ	2000000545	11/30/2012	141.85
52801100	Indirect OH Clearing	SL	100001947	11/30/2012	(45.68)
52801100	Indirect OH Clearing	UZ	2000000545	11/30/2012	45.68
52801100	Indirect OH Clearing	SL	100001947	11/30/2012	10.97
52801100	Indirect OH Clearing	UZ	2000000545	11/30/2012	(10.97)
52801100	Indirect OH Clearing	SL	100001947	11/30/2012	(37.26)
52801100	Indirect OH Clearing	UZ	2000000545	11/30/2012	37.26
52801100	Indirect OH Clearing	SL	100001947	11/30/2012	(2,099.69)
52801100	Indirect OH Clearing	UZ	2000000545	11/30/2012	2,099.69
52801100	Indirect OH Clearing	UZ	2000000549	11/30/2012	(2,099.69)
52801100	Indirect OH Clearing	SL	100001947	11/30/2012	441.73
52801100	Indirect OH Clearing	UZ	2000000545	11/30/2012	(441.73)
52801100	Indirect OH Clearing	SL	100001947	11/30/2012	19.82
52801100	Indirect OH Clearing	UZ	2000000545	11/30/2012	(19.82)
52801100	Indirect OH Clearing	SL	100001947	11/30/2012	2,966.94
52801100	Indirect OH Clearing	SL	100001947	11/30/2012	(496.84)
52801100	Indirect OH Clearing	UZ	2000000545	11/30/2012	496.84
52801100	Indirect OH Clearing	UZ	2000000545	11/30/2012	(2,966.94)
52801100	Indirect OH Clearing	SL	100001947	11/30/2012	(1,225.11)
52801100	Indirect OH Clearing	UZ	2000000545	11/30/2012	1,225.11
52801100	Indirect OH Clearing	UZ	2000000549	11/30/2012	(1,203.86)
52801100	Indirect OH Clearing	SL	100001947	11/30/2012	1,176.07
52801100	Indirect OH Clearing	SL	100001947	11/30/2012	2.49
52801100	Indirect OH Clearing	UZ	2000000545	11/30/2012	(2.49)
52801100	Indirect OH Clearing	UZ	2000000545	11/30/2012	(1,176.07)
52801100	Indirect OH Clearing	SL	100001947	11/30/2012	49.09
52801100	Indirect OH Clearing	UZ	2000000545	11/30/2012	(49.09)
52801100	Indirect OH Clearing	SL	100001947	11/30/2012	34.82
52801100	Indirect OH Clearing	UZ	2000000545	11/30/2012	(34.82)
52801100	Indirect OH Clearing	SL	100001947	11/30/2012	(400.47)
52801100	Indirect OH Clearing	UZ	2000000545	11/30/2012	400.47
52801100	Indirect OH Clearing	UZ	2000000549	11/30/2012	(699.00)
52801100	Indirect OH Clearing	UZ	2000000598	11/30/2012	352.08
52801100	Indirect OH Clearing	SL	100001947	11/30/2012	(4,149.33)
52801100	Indirect OH Clearing	UZ	2000000545	11/30/2012	4,149.33
52801100	Indirect OH Clearing	UZ	2000000549	11/30/2012	(4,194.00)
52801100	Indirect OH Clearing	SL	100001947	11/30/2012	2,534.01
52801100	Indirect OH Clearing	UZ	2000000545	11/30/2012	(2,534.01)
52801100	Indirect OH Clearing	SL	100001947	11/30/2012	10.22
52801100	Indirect OH Clearing	UZ	2000000545	11/30/2012	(10.22)
52801100	Indirect OH Clearing	SL	100001947	11/30/2012	25.16
52801100	Indirect OH Clearing	SL	100001947	11/30/2012	(25.16)
52801100	Indirect OH Clearing	UZ	2000000545	11/30/2012	25.16
52801100	Indirect OH Clearing	UZ	2000000545	11/30/2012	(25.16)
52801100	Indirect OH Clearing	UZ	2000000549	11/30/2012	(25.16)
52801100	Indirect OH Clearing	SL	100001947	11/30/2012	17.41
52801100	Indirect OH Clearing	UZ	2000000545	11/30/2012	(17.41)
52801100	Indirect OH Clearing	SL	100001947	11/30/2012	(1,589.24)
52801100	Indirect OH Clearing	UZ	2000000545	11/30/2012	1,589.24
52801100	Indirect OH Clearing	UZ	2000000549	11/30/2012	(1,593.26)
52801100	Indirect OH Clearing	SL	100001947	11/30/2012	6,023.63
52801100	Indirect OH Clearing	SL	100001947	11/30/2012	390.77



## Kentucky American Water Company

Case No. 2012-00520

Response to PSC DR1, Item 31

Account	Description	Doc Type	Document Number	Posting Date	Amount
52801100	Indirect OH Clearing	UZ	200000537	11/30/2012	(8,295.91)
52801100	Indirect OH Clearing	UZ	200000545	11/30/2012	(6,023.63)
52801100	Indirect OH Clearing	UZ	200000545	11/30/2012	(390.77)
52801100	Indirect OH Clearing	SL	100001947	11/30/2012	(16.74)
52801100	Indirect OH Clearing	UZ	200000545	11/30/2012	16.74
52801100	Indirect OH Clearing	SL	100001947	11/30/2012	6,042.17
52801100	Indirect OH Clearing	UZ	200000537	11/30/2012	(8,311.36)
52801100	Indirect OH Clearing	UZ	200000545	11/30/2012	(6,042.17)
52801100	Indirect OH Clearing	SL	100001947	11/30/2012	41.03
52801100	Indirect OH Clearing	UZ	200000545	11/30/2012	(41.03)
52801100	Indirect OH Clearing	SL	100001947	11/30/2012	33.98
52801100	Indirect OH Clearing	UZ	200000545	11/30/2012	(33.98)
52801100	Indirect OH Clearing	SL	100001947	11/30/2012	12.71
52801100	Indirect OH Clearing	UZ	200000545	11/30/2012	(12.71)
52801100	Indirect OH Clearing	SL	100001947	11/30/2012	59.35
52801100	Indirect OH Clearing	UZ	200000545	11/30/2012	(59.35)
52801100	Indirect OH Clearing	SL	100001947	11/30/2012	166.65
52801100	Indirect OH Clearing	SL	100001947	11/30/2012	(943.27)
52801100	Indirect OH Clearing	UZ	200000545	11/30/2012	943.27
52801100	Indirect OH Clearing	UZ	200000545	11/30/2012	(166.65)
52801100	Indirect OH Clearing	UZ	200000549	11/30/2012	(1,048.08)
52801100	Indirect OH Clearing	SL	100001947	11/30/2012	161.23
52801100	Indirect OH Clearing	UZ	200000545	11/30/2012	(161.23)
52801100	Indirect OH Clearing	SL	100001947	11/30/2012	331.03
52801100	Indirect OH Clearing	UZ	200000545	11/30/2012	(331.03)
52801100	Indirect OH Clearing	SL	100001947	11/30/2012	731.68
52801100	Indirect OH Clearing	UZ	200000545	11/30/2012	(731.68)
52801100	Indirect OH Clearing	SL	100001947	11/30/2012	2,159.47
52801100	Indirect OH Clearing	SL	100001947	11/30/2012	(122.23)
52801100	Indirect OH Clearing	UZ	200000545	11/30/2012	122.23
52801100	Indirect OH Clearing	UZ	200000545	11/30/2012	(2,159.47)
52801100	Indirect OH Clearing	SL	100001947	11/30/2012	865.57
52801100	Indirect OH Clearing	UZ	200000545	11/30/2012	(865.57)
52801100	Indirect OH Clearing	SL	100001947	11/30/2012	(8.24)
52801100	Indirect OH Clearing	UZ	200000545	11/30/2012	8.24
52801100	Indirect OH Clearing	UZ	200000537	11/30/2012	8,311.36
52801100	Indirect OH Clearing	UZ	200000537	11/30/2012	8,295.91
52801100	Indirect OH Clearing	SL	100001947	11/30/2012	90.63
52801100	Indirect OH Clearing	UZ	200000545	11/30/2012	(90.63)
52801100	Indirect OH Clearing	SL	100001947	11/30/2012	180.79
52801100	Indirect OH Clearing	UZ	200000545	11/30/2012	(180.79)
52801100	Indirect OH Clearing	SL	100001947	11/30/2012	104.25
52801100	Indirect OH Clearing	UZ	200000545	11/30/2012	(104.25)
52801100	Indirect OH Clearing	SL	100001947	11/30/2012	9.94
52801100	Indirect OH Clearing	UZ	200000545	11/30/2012	(9.94)
52801100	Indirect OH Clearing	SL	100001947	11/30/2012	277.59
52801100	Indirect OH Clearing	UZ	200000545	11/30/2012	(277.59)
52801100	Indirect OH Clearing	SL	100001947	11/30/2012	14.21
52801100	Indirect OH Clearing	UZ	200000545	11/30/2012	(14.21)
52801100	Indirect OH Clearing	SL	100001947	11/30/2012	(79.54)
52801100	Indirect OH Clearing	UZ	200000545	11/30/2012	79.54
52801100	Indirect OH Clearing	UZ	200000549	11/30/2012	(428.28)
52801100	Indirect OH Clearing	SL	100001947	11/30/2012	(509.73)

## Kentucky American Water Company

Case No. 2012-00520

Response to PSC DR1, Item 31

Account	Description	Doc Type	Document Number	Posting Date	Amount
52801100	Indirect OH Clearing	UZ	200000545	11/30/2012	509.73
52801100	Indirect OH Clearing	UZ	200000549	11/30/2012	(509.73)
52801100	Indirect OH Clearing	SL	100001947	11/30/2012	1,111.41
52801100	Indirect OH Clearing	UZ	200000545	11/30/2012	(1,111.41)
52801100	Indirect OH Clearing	SL	100001947	11/30/2012	1,107.63
52801100	Indirect OH Clearing	UZ	200000545	11/30/2012	(1,107.63)
52801100	Indirect OH Clearing	SL	100001947	11/30/2012	261.36
52801100	Indirect OH Clearing	UZ	200000545	11/30/2012	(261.36)
52801100	Indirect OH Clearing	SL	100001947	11/30/2012	68.15
52801100	Indirect OH Clearing	UZ	200000545	11/30/2012	(68.15)
52801100	Indirect OH Clearing	SL	100001947	11/30/2012	(18.93)
52801100	Indirect OH Clearing	UZ	200000545	11/30/2012	18.93
52801100	Indirect OH Clearing	SL	100001947	11/30/2012	1,264.46
52801100	Indirect OH Clearing	UZ	200000545	11/30/2012	(1,264.46)
52801100	Indirect OH Clearing	SL	100001947	11/30/2012	316.09
52801100	Indirect OH Clearing	UZ	200000545	11/30/2012	(316.09)
52801100	Indirect OH Clearing	SL	100001947	11/30/2012	943.65
52801100	Indirect OH Clearing	UZ	200000537	11/30/2012	(757.50)
52801100	Indirect OH Clearing	UZ	200000545	11/30/2012	(943.65)
52801100	Indirect OH Clearing	UZ	200000537	11/30/2012	757.50
52801200	Capital Accrual Clearing	SV	100001998	11/30/2012	36,620.91
52801200	Capital Accrual Clearing	SV	100002002	11/30/2012	686.70
52801200	Capital Accrual Clearing	SV	100002002	11/30/2012	627.26
52801200	Capital Accrual Clearing	SV	100002002	11/30/2012	9,884.44
52801200	Capital Accrual Clearing	SV	100002002	11/30/2012	12,160.73
52801200	Capital Accrual Clearing	SV	100002002	11/30/2012	231.67
52801200	Capital Accrual Clearing	SV	100002002	11/30/2012	134.36
52801200	Capital Accrual Clearing	SV	100002002	11/30/2012	48,875.16
52801200	Capital Accrual Clearing	SV	100002002	11/30/2012	2,948,546.88
52801200	Capital Accrual Clearing	SV	100002002	11/30/2012	49,880.00
52801200	Capital Accrual Clearing	SV	100002002	11/30/2012	30,000.00
52801200	Capital Accrual Clearing	SV	100002002	11/30/2012	70,000.00
52801200	Capital Accrual Clearing	SV	100002002	11/30/2012	70,000.00
52801200	Capital Accrual Clearing	SV	100002002	11/30/2012	308.89
52801200	Capital Accrual Clearing	SV	100002002	11/30/2012	237.33
52801200	Capital Accrual Clearing	SV	100002002	11/30/2012	617.78
52801200	Capital Accrual Clearing	SV	100002002	11/30/2012	30,887.80
52801200	Capital Accrual Clearing	SV	100002006	11/30/2012	36,267.50
52801200	Capital Accrual Clearing	SV	100002006	11/30/2012	9,495.06
52801200	Capital Accrual Clearing	SV	100002006	11/30/2012	12,231.72
52801200	Capital Accrual Clearing	SV	100002006	11/30/2012	6,477.73
52801200	Capital Accrual Clearing	SV	100002006	11/30/2012	5,307.00
52801200	Capital Accrual Clearing	SV	100002006	11/30/2012	4,479.00
52801200	Capital Accrual Clearing	SV	100002006	11/30/2012	2,004.01
52801200	Capital Accrual Clearing	SV	100002006	11/30/2012	639.50
52801200	Capital Accrual Clearing	SV	100002006	11/30/2012	630.70
52801200	Capital Accrual Clearing	SV	100002006	11/30/2012	466.74
52801200	Capital Accrual Clearing	SV	100002006	11/30/2012	295.89
52801200	Capital Accrual Clearing	SV	100002006	11/30/2012	122.82
52801200	Capital Accrual Clearing	SV	100002008	11/30/2012	(2,948,546.88)
52801200	Capital Accrual Clearing	SV	100002014	11/30/2012	3,206.46
52801200	Capital Accrual Clearing	SV	100002014	11/30/2012	4.69
52801200	Capital Accrual Clearing	SV	100002014	11/30/2012	11.91

## Kentucky American Water Company

Case No. 2012-00520

Response to PSC DR1, Item 31

Account	Description	Doc Type	Document Number	Posting Date	Amount
52801200	Capital Accrual Clearing	SV	100002014	11/30/2012	5,774.00
52801200	Capital Accrual Clearing	SV	100002014	11/30/2012	820.00
52801200	Capital Accrual Clearing	SV	100002014	11/30/2012	629.88
52801200	Capital Accrual Clearing	SV	100002014	11/30/2012	629.88
52801200	Capital Accrual Clearing	SV	100002014	11/30/2012	629.88
52801200	Capital Accrual Clearing	SV	100002014	11/30/2012	629.88
52801200	Capital Accrual Clearing	SV	100002016	11/30/2012	7,500.00
52801200	Capital Accrual Clearing	SV	100002016	11/30/2012	137,363.25
52801200	Capital Accrual Clearing	SV	100002016	11/30/2012	16,313.50
52801200	Capital Accrual Clearing	SV	100002016	11/30/2012	44,761.60
52801200	Capital Accrual Clearing	SV	100002016	11/30/2012	98.37
52801200	Capital Accrual Clearing	SV	100002016	11/30/2012	1,806.70
52801200	Capital Accrual Clearing	SV	100002016	11/30/2012	22,901.00
52801200	Capital Accrual Clearing	SV	100002016	11/30/2012	28,763.00
52801200	Capital Accrual Clearing	SV	100002016	11/30/2012	250.00
52801200	Capital Accrual Clearing	SV	100002016	11/30/2012	764.00
52801200	Capital Accrual Clearing	SV	100002016	11/30/2012	143,100.00
52801200	Capital Accrual Clearing	SV	100002016	11/30/2012	227,702.50
52801200	Capital Accrual Clearing	SV	100002016	11/30/2012	30,038.53
52801200	Capital Accrual Clearing	SV	100002016	11/30/2012	300.82
52801200	Capital Accrual Clearing	SV	100002016	11/30/2012	652.67
52801200	Capital Accrual Clearing	SV	100002016	11/30/2012	38,758.73
52801200	Capital Accrual Clearing	SV	100002016	11/30/2012	17,222.57
52801200	Capital Accrual Clearing	SV	100002016	11/30/2012	4,300.00
52801200	Capital Accrual Clearing	SV	100002016	11/30/2012	22,793.44
52801200	Capital Accrual Clearing	SV	100002016	11/30/2012	14,207.05
52801200	Capital Accrual Clearing	SV	100002016	11/30/2012	14,994.00
52801200	Capital Accrual Clearing	SV	100002016	11/30/2012	7,292.22
52801200	Capital Accrual Clearing	SV	100002016	11/30/2012	147.51
52801200	Capital Accrual Clearing	SV	100002016	11/30/2012	1,457.33
52801200	Capital Accrual Clearing	SV	100002016	11/30/2012	5,200.00
52801200	Capital Accrual Clearing	SV	100002016	11/30/2012	74.15
52801200	Capital Accrual Clearing	UZ	2000000582	11/30/2012	(7,500.00)
52801200	Capital Accrual Clearing	UZ	2000000576	11/30/2012	(295.89)
52801200	Capital Accrual Clearing	UZ	2000000582	11/30/2012	(11.91)
52801200	Capital Accrual Clearing	UZ	2000000582	11/30/2012	(137,363.25)
52801200	Capital Accrual Clearing	UZ	2000000576	11/30/2012	(48,875.16)
52801200	Capital Accrual Clearing	UZ	2000000582	11/30/2012	(16,313.50)
52801200	Capital Accrual Clearing	UZ	2000000582	11/30/2012	(3,206.46)
52801200	Capital Accrual Clearing	UZ	2000000566	11/30/2012	(36,620.91)
52801200	Capital Accrual Clearing	UZ	2000000576	11/30/2012	(2,948,546.88)
52801200	Capital Accrual Clearing	UZ	2000000578	11/30/2012	2,948,546.88
52801200	Capital Accrual Clearing	UZ	2000000582	11/30/2012	(44,761.60)
52801200	Capital Accrual Clearing	UZ	2000000582	11/30/2012	(98.37)
52801200	Capital Accrual Clearing	UZ	2000000582	11/30/2012	(1,806.70)
52801200	Capital Accrual Clearing	UZ	2000000578	11/30/2012	(617.78)
52801200	Capital Accrual Clearing	UZ	2000000576	11/30/2012	(40,056.24)
52801200	Capital Accrual Clearing	UZ	2000000582	11/30/2012	(629.88)
52801200	Capital Accrual Clearing	UZ	2000000576	11/30/2012	(308.89)
52801200	Capital Accrual Clearing	UZ	2000000578	11/30/2012	(466.74)
52801200	Capital Accrual Clearing	UZ	2000000582	11/30/2012	(22,901.00)
52801200	Capital Accrual Clearing	UZ	2000000576	11/30/2012	(1,257.96)
52801200	Capital Accrual Clearing	UZ	2000000582	11/30/2012	(6,403.88)

Kentucky American Water Company  
Case No. 2012-00520  
Response to PSC DR1, Item 31

Account	Description	Doc Type	Document Number	Posting Date	Amount
52801200	Capital Accrual Clearing	UZ	2000000578	11/30/2012	(9,884.44)
52801200	Capital Accrual Clearing	UZ	2000000580	11/30/2012	(36,267.50)
52801200	Capital Accrual Clearing	UZ	2000000578	11/30/2012	(12,392.40)
52801200	Capital Accrual Clearing	UZ	2000000582	11/30/2012	(29,397.57)
52801200	Capital Accrual Clearing	UZ	2000000582	11/30/2012	(250.00)
52801200	Capital Accrual Clearing	UZ	2000000582	11/30/2012	(764.00)
52801200	Capital Accrual Clearing	UZ	2000000582	11/30/2012	(143,100.00)
52801200	Capital Accrual Clearing	UZ	2000000578	11/30/2012	(371.69)
52801200	Capital Accrual Clearing	UZ	2000000582	11/30/2012	(1,449.88)
52801200	Capital Accrual Clearing	UZ	2000000576	11/30/2012	(9,495.06)
52801200	Capital Accrual Clearing	UZ	2000000578	11/30/2012	(12,231.72)
52801200	Capital Accrual Clearing	UZ	2000000576	11/30/2012	(55,187.00)
52801200	Capital Accrual Clearing	UZ	2000000582	11/30/2012	(227,702.50)
52801200	Capital Accrual Clearing	UZ	2000000582	11/30/2012	(30,038.53)
52801200	Capital Accrual Clearing	UZ	2000000582	11/30/2012	(300.82)
52801200	Capital Accrual Clearing	UZ	2000000582	11/30/2012	(652.67)
52801200	Capital Accrual Clearing	UZ	2000000582	11/30/2012	(38,758.73)
52801200	Capital Accrual Clearing	UZ	2000000578	11/30/2012	(5,118.50)
52801200	Capital Accrual Clearing	UZ	2000000582	11/30/2012	(17,222.57)
52801200	Capital Accrual Clearing	UZ	2000000578	11/30/2012	(30,000.00)
52801200	Capital Accrual Clearing	UZ	2000000576	11/30/2012	(122.82)
52801200	Capital Accrual Clearing	UZ	2000000582	11/30/2012	(4,300.00)
52801200	Capital Accrual Clearing	UZ	2000000582	11/30/2012	(22,793.44)
52801200	Capital Accrual Clearing	UZ	2000000582	11/30/2012	(14,207.05)
52801200	Capital Accrual Clearing	UZ	2000000582	11/30/2012	(14,994.00)
52801200	Capital Accrual Clearing	UZ	2000000582	11/30/2012	(7,292.22)
52801200	Capital Accrual Clearing	UZ	2000000582	11/30/2012	(147.51)
52801200	Capital Accrual Clearing	UZ	2000000575	11/30/2012	(70,000.00)
52801200	Capital Accrual Clearing	UZ	2000000576	11/30/2012	(70,000.00)
52801200	Capital Accrual Clearing	UZ	2000000582	11/30/2012	(1,457.33)
52801200	Capital Accrual Clearing	UZ	2000000582	11/30/2012	(5,200.00)
52801200	Capital Accrual Clearing	UZ	2000000582	11/30/2012	(74.15)
52805000	Budget COR Clearing	SA	100001954	11/30/2012	(500.00)
52805000	Budget COR Clearing	UZ	2000000549	11/30/2012	500.00
52805100	Indirect OH RWIP Clr	SA	100002036	11/30/2012	352.08
52805100	Indirect OH RWIP Clr	SL	100001947	11/30/2012	4.10
52805100	Indirect OH RWIP Clr	UZ	2000000545	11/30/2012	(4.10)
52805100	Indirect OH RWIP Clr	SL	100001947	11/30/2012	0.99
52805100	Indirect OH RWIP Clr	UZ	2000000545	11/30/2012	(0.99)
52805100	Indirect OH RWIP Clr	SL	100001947	11/30/2012	(0.26)
52805100	Indirect OH RWIP Clr	UZ	2000000545	11/30/2012	0.26
52805100	Indirect OH RWIP Clr	SL	100001947	11/30/2012	573.92
52805100	Indirect OH RWIP Clr	UZ	2000000545	11/30/2012	(573.92)
52805100	Indirect OH RWIP Clr	SL	100001947	11/30/2012	65.07
52805100	Indirect OH RWIP Clr	UZ	2000000545	11/30/2012	(65.07)
52805100	Indirect OH RWIP Clr	SL	100001947	11/30/2012	(44.07)
52805100	Indirect OH RWIP Clr	UZ	2000000545	11/30/2012	44.07
52805100	Indirect OH RWIP Clr	SL	100001947	11/30/2012	(175.88)
52805100	Indirect OH RWIP Clr	UZ	2000000545	11/30/2012	175.88
52805100	Indirect OH RWIP Clr	SL	100001947	11/30/2012	(2.28)
52805100	Indirect OH RWIP Clr	UZ	2000000545	11/30/2012	2.28
52805100	Indirect OH RWIP Clr	SL	100001947	11/30/2012	48.76
52805100	Indirect OH RWIP Clr	UZ	2000000545	11/30/2012	(48.76)

Kentucky American Water Company  
Case No. 2012-00520  
Response to PSC DR1, Item 31

Account	Description	Doc Type	Document Number	Posting Date	Amount
52805100	Indirect OH RWIP Clr	SL	100001947	11/30/2012	240.83
52805100	Indirect OH RWIP Clr	SL	100001947	11/30/2012	891.12
52805100	Indirect OH RWIP Clr	UZ	2000000545	11/30/2012	(891.12)
52805100	Indirect OH RWIP Clr	UZ	2000000545	11/30/2012	(240.83)
52805100	Indirect OH RWIP Clr	SL	100001947	11/30/2012	148.15
52805100	Indirect OH RWIP Clr	UZ	2000000545	11/30/2012	(148.15)
52805100	Indirect OH RWIP Clr	SL	100001947	11/30/2012	0.66
52805100	Indirect OH RWIP Clr	UZ	2000000545	11/30/2012	(0.66)
52805100	Indirect OH RWIP Clr	SL	100001947	11/30/2012	63.06
52805100	Indirect OH RWIP Clr	SL	100001947	11/30/2012	63.15
52805100	Indirect OH RWIP Clr	UZ	2000000545	11/30/2012	(63.15)
52805100	Indirect OH RWIP Clr	UZ	2000000545	11/30/2012	(63.06)
52805100	Indirect OH RWIP Clr	SL	100001947	11/30/2012	3.11
52805100	Indirect OH RWIP Clr	UZ	2000000545	11/30/2012	(3.11)
52805100	Indirect OH RWIP Clr	SL	100001947	11/30/2012	9.09
52805100	Indirect OH RWIP Clr	UZ	2000000545	11/30/2012	(9.09)
52805100	Indirect OH RWIP Clr	SL	100001947	11/30/2012	(0.59)
52805100	Indirect OH RWIP Clr	UZ	2000000545	11/30/2012	0.59
52805100	Indirect OH RWIP Clr	SL	100001947	11/30/2012	0.37
52805100	Indirect OH RWIP Clr	UZ	2000000545	11/30/2012	(0.37)
52805100	Indirect OH RWIP Clr	SL	100001947	11/30/2012	(86.28)
52805100	Indirect OH RWIP Clr	UZ	2000000545	11/30/2012	86.28
52805100	Indirect OH RWIP Clr	SL	100001947	11/30/2012	(111.15)
52805100	Indirect OH RWIP Clr	UZ	2000000545	11/30/2012	111.15
52805100	Indirect OH RWIP Clr	SL	100001947	11/30/2012	7,722.44
52805100	Indirect OH RWIP Clr	SL	100001947	11/30/2012	(2,296.01)
52805100	Indirect OH RWIP Clr	UZ	2000000545	11/30/2012	(7,722.44)
52805100	Indirect OH RWIP Clr	UZ	2000000545	11/30/2012	2,296.01
52805100	Indirect OH RWIP Clr	SL	100001947	11/30/2012	4.55
52805100	Indirect OH RWIP Clr	SL	100001947	11/30/2012	0.79
52805100	Indirect OH RWIP Clr	UZ	2000000545	11/30/2012	(0.79)
52805100	Indirect OH RWIP Clr	UZ	2000000545	11/30/2012	(4.55)
52805100	Indirect OH RWIP Clr	SL	100001947	11/30/2012	(21.20)
52805100	Indirect OH RWIP Clr	UZ	2000000545	11/30/2012	21.20
52805100	Indirect OH RWIP Clr	SL	100001947	11/30/2012	(6.83)
52805100	Indirect OH RWIP Clr	UZ	2000000545	11/30/2012	6.83
52805100	Indirect OH RWIP Clr	SL	100001947	11/30/2012	1.64
52805100	Indirect OH RWIP Clr	UZ	2000000545	11/30/2012	(1.64)
52805100	Indirect OH RWIP Clr	SL	100001947	11/30/2012	12.27
52805100	Indirect OH RWIP Clr	UZ	2000000545	11/30/2012	(12.27)
52805100	Indirect OH RWIP Clr	UZ	2000000598	11/30/2012	(352.08)
52805100	Indirect OH RWIP Clr	SL	100001947	11/30/2012	(2,205.95)
52805100	Indirect OH RWIP Clr	UZ	2000000545	11/30/2012	2,205.95
52805100	Indirect OH RWIP Clr	SL	100001947	11/30/2012	(585.69)
52805100	Indirect OH RWIP Clr	SL	100001947	11/30/2012	2,268.84
52805100	Indirect OH RWIP Clr	UZ	2000000545	11/30/2012	(2,268.84)
52805100	Indirect OH RWIP Clr	UZ	2000000545	11/30/2012	585.69
52805100	Indirect OH RWIP Clr	SL	100001947	11/30/2012	(5,452.20)
52805100	Indirect OH RWIP Clr	UZ	2000000545	11/30/2012	5,452.20
52805100	Indirect OH RWIP Clr	SL	100001947	11/30/2012	159.30
52805100	Indirect OH RWIP Clr	UZ	2000000545	11/30/2012	(159.30)
52805100	Indirect OH RWIP Clr	SL	100001947	11/30/2012	262.71
52805100	Indirect OH RWIP Clr	UZ	2000000545	11/30/2012	(262.71)

## Kentucky American Water Company

Case No. 2012-00520

Response to PSC DR1, Item 31

Account	Description	Doc Type	Document Number	Posting Date	Amount
52805100	Indirect OH RWIP Clr	SL	100001947	11/30/2012	669.29
52805100	Indirect OH RWIP Clr	SL	100001947	11/30/2012	43.42
52805100	Indirect OH RWIP Clr	UZ	2000000545	11/30/2012	(43.42)
52805100	Indirect OH RWIP Clr	UZ	2000000545	11/30/2012	(669.29)
52805100	Indirect OH RWIP Clr	SL	100001947	11/30/2012	(1.86)
52805100	Indirect OH RWIP Clr	UZ	2000000545	11/30/2012	1.86
52805100	Indirect OH RWIP Clr	SL	100001947	11/30/2012	671.35
52805100	Indirect OH RWIP Clr	UZ	2000000545	11/30/2012	(671.35)
52805100	Indirect OH RWIP Clr	SL	100001947	11/30/2012	4.56
52805100	Indirect OH RWIP Clr	UZ	2000000545	11/30/2012	(4.56)
52805100	Indirect OH RWIP Clr	SL	100001947	11/30/2012	3.77
52805100	Indirect OH RWIP Clr	UZ	2000000545	11/30/2012	(3.77)
52805100	Indirect OH RWIP Clr	SL	100001947	11/30/2012	1.41
52805100	Indirect OH RWIP Clr	UZ	2000000545	11/30/2012	(1.41)
52805100	Indirect OH RWIP Clr	SL	100001947	11/30/2012	6.59
52805100	Indirect OH RWIP Clr	UZ	2000000545	11/30/2012	(6.59)
52805100	Indirect OH RWIP Clr	SL	100001947	11/30/2012	(104.81)
52805100	Indirect OH RWIP Clr	SL	100001947	11/30/2012	18.52
52805100	Indirect OH RWIP Clr	UZ	2000000545	11/30/2012	104.81
52805100	Indirect OH RWIP Clr	UZ	2000000545	11/30/2012	(18.52)
52805100	Indirect OH RWIP Clr	SL	100001947	11/30/2012	17.42
52805100	Indirect OH RWIP Clr	UZ	2000000545	11/30/2012	(17.42)
52805100	Indirect OH RWIP Clr	SL	100001947	11/30/2012	0.92
52805100	Indirect OH RWIP Clr	UZ	2000000545	11/30/2012	(0.92)
52805100	Indirect OH RWIP Clr	SL	100001947	11/30/2012	50.99
52805100	Indirect OH RWIP Clr	UZ	2000000545	11/30/2012	(50.99)
52805100	Indirect OH RWIP Clr	SL	100001947	11/30/2012	4.47
52805100	Indirect OH RWIP Clr	UZ	2000000545	11/30/2012	(4.47)
52805100	Indirect OH RWIP Clr	SL	100001947	11/30/2012	2.12
52805100	Indirect OH RWIP Clr	UZ	2000000545	11/30/2012	(2.12)
52805100	Indirect OH RWIP Clr	SL	100001947	11/30/2012	11.19
52805100	Indirect OH RWIP Clr	UZ	2000000545	11/30/2012	(11.19)
52805100	Indirect OH RWIP Clr	SL	100001947	11/30/2012	29.04
52805100	Indirect OH RWIP Clr	UZ	2000000545	11/30/2012	(29.04)
52805100	Indirect OH RWIP Clr	SL	100001947	11/30/2012	19.22
52805100	Indirect OH RWIP Clr	UZ	2000000545	11/30/2012	(19.22)
52805100	Indirect OH RWIP Clr	SL	100001947	11/30/2012	(8.51)
52805100	Indirect OH RWIP Clr	UZ	2000000545	11/30/2012	8.51
52805100	Indirect OH RWIP Clr	SL	100001947	11/30/2012	12.77
52805100	Indirect OH RWIP Clr	UZ	2000000545	11/30/2012	(12.77)
52805100	Indirect OH RWIP Clr	SL	100001947	11/30/2012	35.12
52805100	Indirect OH RWIP Clr	UZ	2000000545	11/30/2012	(35.12)
52805100	Indirect OH RWIP Clr	SL	100001947	11/30/2012	104.85
52805100	Indirect OH RWIP Clr	UZ	2000000545	11/30/2012	(104.85)
53110000	Contr Svc-Eng	KR	5000003482	11/30/2012	4,272.59
53110000	Contr Svc-Eng	UZ	2000000530	11/30/2012	(4,272.59)
53110000	Contr Svc-Eng	UZ	2000000542	11/30/2012	536.11
53150000	Contr Svc-Other	SV	100001971	11/30/2012	7,850.65
53150000	Contr Svc-Other	SV	100001980	11/30/2012	5,933.25
53150000	Contr Svc-Other	SV	100001994	11/30/2012	2,800.00
53150000	Contr Svc-Other	SV	100002018	11/30/2012	222,660.00
53150000	Contr Svc-Other	SV	100002018	11/30/2012	448.00
53150000	Contr Svc-Other	SV	100002018	11/30/2012	79.66

## Kentucky American Water Company

Case No. 2012-00520

Response to PSC DR1, Item 31

Account	Description	Doc Type	Document Number	Posting Date	Amount
53150000	Contr Svc-Other	SV	100002018	11/30/2012	61.29
53150000	Contr Svc-Other	SV	100002018	11/30/2012	214.00
53150000	Contr Svc-Other	SV	100002018	11/30/2012	4,155.65
53150000	Contr Svc-Other	SV	100002018	11/30/2012	880.00
53150000	Contr Svc-Other	SV	100002018	11/30/2012	2,987.50
53150000	Contr Svc-Other	SV	100002018	11/30/2012	2,198.36
53150000	Contr Svc-Other	SP	2000000536	11/30/2012	(15,000.00)
53150000	Contr Svc-Other	SP	2000000536	11/30/2012	15,000.00
53150000	Contr Svc-Other	SP	2000000536	11/30/2012	(95,750.00)
53150000	Contr Svc-Other	SP	2000000536	11/30/2012	95,750.00
53150000	Contr Svc-Other	SP	2000000536	11/30/2012	(95,987.00)
53150000	Contr Svc-Other	SP	2000000536	11/30/2012	95,987.00
53150000	Contr Svc-Other	WE	5000003306	11/30/2012	(10,200.00)
53150000	Contr Svc-Other	WE	5000003307	11/30/2012	10,200.00
53150000	Contr Svc-Other	WE	5000003336	11/30/2012	(17,000.00)
53150000	Contr Svc-Other	WE	5000003337	11/30/2012	17,000.00
53150000	Contr Svc-Other	WE	5000003338	11/30/2012	(4,000.00)
53150000	Contr Svc-Other	WE	5000003339	11/30/2012	4,000.00
53150000	Contr Svc-Other	WE	5000003341	11/30/2012	(9,450.00)
53150000	Contr Svc-Other	WE	5000003351	11/30/2012	(17,000.00)
53150000	Contr Svc-Other	WE	5000003352	11/30/2012	17,000.00
53150000	Contr Svc-Other	WE	5000003391	11/30/2012	(4,000.00)
53150000	Contr Svc-Other	WE	5000003392	11/30/2012	4,000.00
53150000	Contr Svc-Other	WE	5000003400	11/30/2012	10,700.00
53150000	Contr Svc-Other	WE	5000003402	11/30/2012	(3,594.00)
53150000	Contr Svc-Other	WE	5000003404	11/30/2012	3,594.00
53150000	Contr Svc-Other	WE	5000003405	11/30/2012	(28,747.00)
53150000	Contr Svc-Other	WE	5000003406	11/30/2012	21,747.00
53150000	Contr Svc-Other	WE	5000003407	11/30/2012	(60,354.00)
53150000	Contr Svc-Other	WE	5000003408	11/30/2012	60,354.00
53150000	Contr Svc-Other	WE	5000003409	11/30/2012	30,850.00
53150000	Contr Svc-Other	WE	5000003411	11/30/2012	7,500.00
53150000	Contr Svc-Other	WE	5000003412	11/30/2012	(4,967.83)
53150000	Contr Svc-Other	WE	5000003413	11/30/2012	4,967.83
53150000	Contr Svc-Other	WE	5000003414	11/30/2012	(8,190.00)
53150000	Contr Svc-Other	WE	5000003415	11/30/2012	8,190.00
53150000	Contr Svc-Other	WE	5000003418	11/30/2012	(15,906.55)
53150000	Contr Svc-Other	WE	5000003419	11/30/2012	15,906.55
53150000	Contr Svc-Other	WE	5000003434	11/30/2012	11,079.00
53150000	Contr Svc-Other	WE	5000003435	11/30/2012	(11,079.00)
53150000	Contr Svc-Other	WE	5000003436	11/30/2012	11,079.00
53150000	Contr Svc-Other	WE	5000003437	11/30/2012	9,221.80
53150000	Contr Svc-Other	WE	5000003438	11/30/2012	7,000.00
53150000	Contr Svc-Other	WE	5000003439	11/30/2012	1,700.00
53150000	Contr Svc-Other	WE	5000003440	11/30/2012	7,810.00
53150000	Contr Svc-Other	WE	5000003446	11/30/2012	2,250.00
53150000	Contr Svc-Other	WE	5000003448	11/30/2012	17,477.00
53150000	Contr Svc-Other	WE	5000003448	11/30/2012	23,647.00
53150000	Contr Svc-Other	WE	5000003450	11/30/2012	2,250.00
53150000	Contr Svc-Other	WE	5000003450	11/30/2012	4,587.00
53150000	Contr Svc-Other	WE	5000003451	11/30/2012	3,675.00
53150000	Contr Svc-Other	WE	5000003451	11/30/2012	3,275.00
53150000	Contr Svc-Other	WE	5000003452	11/30/2012	1,000.00

## Kentucky American Water Company

Case No. 2012-00520

Response to PSC DR1, Item 31

Account	Description	Doc Type	Document Number	Posting Date	Amount
53150000	Contr Svc-Other	WE	5000003457	11/30/2012	10,202.00
53150000	Contr Svc-Other	WE	5000003458	11/30/2012	1,020.00
53150000	Contr Svc-Other	WE	5000003459	11/30/2012	525.00
53150000	Contr Svc-Other	WE	5000003460	11/30/2012	27,288.00
53150000	Contr Svc-Other	WE	5000003461	11/30/2012	105.00
53150000	Contr Svc-Other	WE	5000003462	11/30/2012	44,665.00
53150000	Contr Svc-Other	WE	5000003463	11/30/2012	2,550.00
53150000	Contr Svc-Other	WE	5000003464	11/30/2012	2,978.00
53150000	Contr Svc-Other	WE	5000003465	11/30/2012	425.00
53150000	Contr Svc-Other	WE	5000003466	11/30/2012	22.00
53150000	Contr Svc-Other	WE	5000003466	11/30/2012	65.00
53150000	Contr Svc-Other	WE	5000003468	11/30/2012	(406.00)
53150000	Contr Svc-Other	WE	5000003469	11/30/2012	406.00
53150000	Contr Svc-Other	WE	5000003470	11/30/2012	(540.00)
53150000	Contr Svc-Other	WE	5000003473	11/30/2012	540.00
53150000	Contr Svc-Other	WE	5000003474	11/30/2012	(540.00)
53150000	Contr Svc-Other	WE	5000003475	11/30/2012	539.42
53150000	Contr Svc-Other	WE	5000003476	11/30/2012	(406.00)
53150000	Contr Svc-Other	WE	5000003477	11/30/2012	405.05
53150000	Contr Svc-Other	WE	5000003480	11/30/2012	(4,985.00)
53150000	Contr Svc-Other	WE	5000003481	11/30/2012	4,985.00
53150000	Contr Svc-Other	KR	5000003486	11/30/2012	1,086.50
53150000	Contr Svc-Other	ZI	9000000048	11/30/2012	190.00
53150000	Contr Svc-Other	ZI	9000000079	11/30/2012	104.52
53150000	Contr Svc-Other	ZI	9000000129	11/30/2012	72.79
53150000	Contr Svc-Other	ZI	9000000131	11/30/2012	751.72
53150000	Contr Svc-Other	ZI	9000000204	11/30/2012	70.45
53150000	Contr Svc-Other	ZI	9000000208	11/30/2012	52.00
53150000	Contr Svc-Other	ZI	9000000342	11/30/2012	25.00
53150000	Contr Svc-Other	ZI	9000000489	11/30/2012	375.00
53150000	Contr Svc-Other	ZI	9000000505	11/30/2012	213.92
53150000	Contr Svc-Other	ZI	9000000505	11/30/2012	213.92
53150000	Contr Svc-Other	ZI	9000000647	11/30/2012	430.23
53150000	Contr Svc-Other	ZI	9000000651	11/30/2012	540.00
53150000	Contr Svc-Other	ZI	9000000664	11/30/2012	70.45
53150000	Contr Svc-Other	ZI	9000000693	11/30/2012	690.77
53150000	Contr Svc-Other	ZI	9000000698	11/30/2012	10.00
53150000	Contr Svc-Other	ZI	9000000772	11/30/2012	6.31
53150000	Contr Svc-Other	ZI	9000000783	11/30/2012	562.42
53150000	Contr Svc-Other	ZI	9000000793	11/30/2012	175.00
53150000	Contr Svc-Other	ZI	9000000849	11/30/2012	10.00
53150000	Contr Svc-Other	ZI	9000000854	11/30/2012	14.58
53150000	Contr Svc-Other	ZI	9000000859	11/30/2012	137.80
53150000	Contr Svc-Other	ZI	9000000890	11/30/2012	1,021.84
53150000	Contr Svc-Other	ZI	9000000893	11/30/2012	10.00
53150000	Contr Svc-Other	ZI	9000000953	11/30/2012	154.43
53150000	Contr Svc-Other	ZI	9000000979	11/30/2012	70.45
53150000	Contr Svc-Other	ZI	9000001044	11/30/2012	52.00
53150000	Contr Svc-Other	ZI	9000001541	11/30/2012	106.85
53150000	Contr Svc-Other	SR	9600000103	11/30/2012	905.00
53150000	Contr Svc-Other	SR	9600000103	11/30/2012	162.83
53150000	Contr Svc-Other	SR	9600000103	11/30/2012	1,862.92
53150000	Contr Svc-Other	SR	9600000103	11/30/2012	474.17



## Kentucky American Water Company

Case No. 2012-00520

Response to PSC DR1, Item 31

Account	Description	Doc Type	Document Number	Posting Date	Amount
53150000	Contr Svc-Other	SR	9600000103	11/30/2012	725.92
53150000	Contr Svc-Other	SR	9600000103	11/30/2012	563.58
53150000	Contr Svc-Other	SR	9600000103	11/30/2012	204.33
53150000	Contr Svc-Other	UT	9300004784	11/30/2012	(944.47)
53150000	Contr Svc-Other	UT	9300005780	11/30/2012	(222,660.00)
53150000	Contr Svc-Other	UZ	2000000519	11/30/2012	39,341.00
53150000	Contr Svc-Other	UZ	2000000519	11/30/2012	(32,341.00)
53150000	Contr Svc-Other	UZ	2000000527	11/30/2012	(22,158.00)
53150000	Contr Svc-Other	UZ	2000000527	11/30/2012	11,079.00
53150000	Contr Svc-Other	UZ	2000000519	11/30/2012	4,967.83
53150000	Contr Svc-Other	UZ	2000000519	11/30/2012	(4,967.83)
53150000	Contr Svc-Other	UZ	2000000527	11/30/2012	(1,700.00)
53150000	Contr Svc-Other	UZ	2000000515	11/30/2012	(17,000.00)
53150000	Contr Svc-Other	UZ	2000000515	11/30/2012	17,000.00
53150000	Contr Svc-Other	UZ	2000000517	11/30/2012	4,000.00
53150000	Contr Svc-Other	UZ	2000000517	11/30/2012	(4,000.00)
53150000	Contr Svc-Other	UZ	2000000519	11/30/2012	(30,850.00)
53150000	Contr Svc-Other	UZ	2000000519	11/30/2012	(10,700.00)
53150000	Contr Svc-Other	UZ	2000000519	11/30/2012	(60,354.00)
53150000	Contr Svc-Other	UZ	2000000519	11/30/2012	60,354.00
53150000	Contr Svc-Other	UZ	2000000527	11/30/2012	(27,288.00)
53150000	Contr Svc-Other	UZ	2000000519	11/30/2012	(15,906.55)
53150000	Contr Svc-Other	UZ	2000000519	11/30/2012	15,906.55
53150000	Contr Svc-Other	UZ	2000000519	11/30/2012	(8,190.00)
53150000	Contr Svc-Other	UZ	2000000519	11/30/2012	8,190.00
53150000	Contr Svc-Other	UZ	2000000527	11/30/2012	(7,810.00)
53150000	Contr Svc-Other	UZ	2000000519	11/30/2012	(7,500.00)
53150000	Contr Svc-Other	CS	9300004903	11/30/2012	(104.52)
53150000	Contr Svc-Other	CS	9300004411	11/30/2012	(994.28)
53150000	Contr Svc-Other	CS	9300004605	11/30/2012	(19,471.69)
53150000	Contr Svc-Other	CS	9300004659	11/30/2012	(1,017.60)
53150000	Contr Svc-Other	CS	9300004948	11/30/2012	(1,263.64)
53150000	Contr Svc-Other	CS	9300004997	11/30/2012	(679.90)
53150000	Contr Svc-Other	CS	9300005796	11/30/2012	(448.00)
53150000	Contr Svc-Other	CS	9300004871	11/30/2012	(3,968.01)
53150000	Contr Svc-Other	CS	9300004958	11/30/2012	(562.42)
53150000	Contr Svc-Other	CS	9300004845	11/30/2012	(767.91)
53150000	Contr Svc-Other	CS	9300004939	11/30/2012	(213.92)
53150000	Contr Svc-Other	CS	9300004995	11/30/2012	(346.42)
53150000	Contr Svc-Other	CS	9300004802	11/30/2012	(162.83)
53150000	Contr Svc-Other	CS	9300004900	11/30/2012	(213.92)
53150000	Contr Svc-Other	CS	9300004976	11/30/2012	(346.42)
53150000	Contr Svc-Other	CS	9300004638	11/30/2012	(1,060.00)
53150000	Contr Svc-Other	CS	9300004800	11/30/2012	(1,060.00)
53150000	Contr Svc-Other	CS	9300004950	11/30/2012	(175.00)
53150000	Contr Svc-Other	CS	9300004999	11/30/2012	(993.10)
53150000	Contr Svc-Other	CS	9300004428	11/30/2012	(2,681.21)
53150000	Contr Svc-Other	CS	9300004622	11/30/2012	2,800.00
53150000	Contr Svc-Other	CS	9300004664	11/30/2012	(3,221.30)
53150000	Contr Svc-Other	CS	9300004960	11/30/2012	(1,650.06)
53150000	Contr Svc-Other	CS	9300005007	11/30/2012	(45.52)
53150000	Contr Svc-Other	CS	9300005028	11/30/2012	(2,800.00)
53150000	Contr Svc-Other	CS	9300005785	11/30/2012	(79.66)

## Kentucky American Water Company

Case No. 2012-00520

Response to PSC DR1, Item 31

Account	Description	Doc Type	Document Number	Posting Date	Amount
53150000	Contr Svc-Other	CS	9300004585	11/30/2012	(6,348.58)
53150000	Contr Svc-Other	CS	9300004837	11/30/2012	415.33
53150000	Contr Svc-Other	CS	9300005791	11/30/2012	(61.29)
53150000	Contr Svc-Other	CS	9300004614	11/30/2012	36,267.50
53150000	Contr Svc-Other	CS	9300005798	11/30/2012	(214.00)
53150000	Contr Svc-Other	CS	9300004545	11/30/2012	5,303.34
53150000	Contr Svc-Other	CS	9300004974	11/30/2012	(70.45)
53150000	Contr Svc-Other	CS	9300005017	11/30/2012	(5,933.25)
53150000	Contr Svc-Other	CS	9300004377	11/30/2012	(482.45)
53150000	Contr Svc-Other	CS	9300004570	11/30/2012	(222.60)
53150000	Contr Svc-Other	CS	9300004645	11/30/2012	(151.90)
53150000	Contr Svc-Other	CS	9300004821	11/30/2012	(8.57)
53150000	Contr Svc-Other	CS	9300004922	11/30/2012	(565.00)
53150000	Contr Svc-Other	CS	9300005786	11/30/2012	(4,155.65)
53150000	Contr Svc-Other	CS	9300004353	11/30/2012	(5,351.08)
53150000	Contr Svc-Other	CS	9300004544	11/30/2012	10,405.56
53150000	Contr Svc-Other	CS	9300004795	11/30/2012	(5,411.76)
53150000	Contr Svc-Other	CS	9300004895	11/30/2012	378.32
53150000	Contr Svc-Other	CS	9300005016	11/30/2012	(7,850.65)
53150000	Contr Svc-Other	CS	9300004662	11/30/2012	(685.72)
53150000	Contr Svc-Other	CS	9300004954	11/30/2012	(1,065.77)
53150000	Contr Svc-Other	CS	9300005000	11/30/2012	(135.00)
53150000	Contr Svc-Other	CS	9300005799	11/30/2012	(880.00)
53150000	Contr Svc-Other	CS	9300004905	11/30/2012	(211.35)
53150000	Contr Svc-Other	CS	9300004646	11/30/2012	(10,000.00)
53150000	Contr Svc-Other	CS	9300004434	11/30/2012	(7,845.62)
53150000	Contr Svc-Other	CS	9300004627	11/30/2012	(74.77)
53150000	Contr Svc-Other	CS	9300005806	11/30/2012	(2,987.50)
53150000	Contr Svc-Other	CS	9300004850	11/30/2012	(1,086.50)
53150000	Contr Svc-Other	CS	9300004381	11/30/2012	(5,843.41)
53150000	Contr Svc-Other	CS	9300004575	11/30/2012	(8,136.59)
53150000	Contr Svc-Other	CS	9300004647	11/30/2012	(1,495.80)
53150000	Contr Svc-Other	CS	9300004825	11/30/2012	(1,330.74)
53150000	Contr Svc-Other	CS	9300004987	11/30/2012	(106.85)
53150000	Contr Svc-Other	CS	9300005788	11/30/2012	(2,198.36)
53150000	Contr Svc-Other	UZ	2000000527	11/30/2012	(7,000.00)
53150000	Contr Svc-Other	UZ	2000000527	11/30/2012	(9,221.80)
53150000	Contr Svc-Other	UZ	2000000527	11/30/2012	(2,550.00)
53150000	Contr Svc-Other	UZ	2000000527	11/30/2012	(425.00)
53150000	Contr Svc-Other	UZ	2000000527	11/30/2012	(2,978.00)
53150000	Contr Svc-Other	UZ	2000000527	11/30/2012	(44,665.00)
53150000	Contr Svc-Other	UZ	2000000527	11/30/2012	(2,250.00)
53150000	Contr Svc-Other	UZ	2000000527	11/30/2012	(23,647.00)
53150000	Contr Svc-Other	UZ	2000000527	11/30/2012	(17,477.00)
53150000	Contr Svc-Other	UZ	2000000527	11/30/2012	(4,587.00)
53150000	Contr Svc-Other	UZ	2000000527	11/30/2012	(2,250.00)
53150000	Contr Svc-Other	UZ	2000000527	11/30/2012	(525.00)
53150000	Contr Svc-Other	UZ	2000000527	11/30/2012	(105.00)
53150000	Contr Svc-Other	UZ	2000000527	11/30/2012	(10,202.00)
53150000	Contr Svc-Other	UZ	2000000527	11/30/2012	(1,020.00)
53150000	Contr Svc-Other	UZ	2000000527	11/30/2012	(3,275.00)
53150000	Contr Svc-Other	UZ	2000000527	11/30/2012	(3,675.00)
53150000	Contr Svc-Other	UZ	2000000527	11/30/2012	(1,000.00)

## Kentucky American Water Company

Case No. 2012-00520

Response to PSC DR1, Item 31

Account	Description	Doc Type	Document Number	Posting Date	Amount
53150000	Contr Svc-Other	UZ	2000000527	11/30/2012	(22.00)
53150000	Contr Svc-Other	UZ	2000000527	11/30/2012	(65.00)
53150000	Contr Svc-Other	UZ	2000000537	11/30/2012	(95,750.00)
53150000	Contr Svc-Other	UZ	2000000537	11/30/2012	(95,987.00)
53150000	Contr Svc-Other	UZ	2000000530	11/30/2012	(4,985.00)
53150000	Contr Svc-Other	UZ	2000000530	11/30/2012	4,985.00
53150000	Contr Svc-Other	UZ	2000000537	11/30/2012	95,987.00
53150000	Contr Svc-Other	UZ	2000000537	11/30/2012	95,750.00
53150000	Contr Svc-Other	UZ	2000000537	11/30/2012	(15,000.00)
53150000	Contr Svc-Other	UZ	2000000537	11/30/2012	15,000.00
53150011	Contr Svc-Other SS	CS	9300004903	11/30/2012	104.52
53150013	Contr Svc-Other WT	CS	9300004411	11/30/2012	994.28
53150013	Contr Svc-Other WT	CS	9300004605	11/30/2012	19,471.69
53150013	Contr Svc-Other WT	CS	9300004659	11/30/2012	1,017.60
53150013	Contr Svc-Other WT	CS	9300004948	11/30/2012	1,263.64
53150013	Contr Svc-Other WT	CS	9300004997	11/30/2012	679.90
53150013	Contr Svc-Other WT	CS	9300005796	11/30/2012	448.00
53150013	Contr Svc-Other WT	CS	9300004871	11/30/2012	3,968.01
53150013	Contr Svc-Other WT	CS	9300004958	11/30/2012	562.42
53150013	Contr Svc-Other WT	CS	9300004845	11/30/2012	767.91
53150013	Contr Svc-Other WT	CS	9300004939	11/30/2012	213.92
53150013	Contr Svc-Other WT	CS	9300004995	11/30/2012	346.42
53150013	Contr Svc-Other WT	CS	9300004802	11/30/2012	162.83
53150013	Contr Svc-Other WT	CS	9300004900	11/30/2012	213.92
53150013	Contr Svc-Other WT	CS	9300004976	11/30/2012	346.42
53150013	Contr Svc-Other WT	CS	9300004638	11/30/2012	1,060.00
53150013	Contr Svc-Other WT	CS	9300004800	11/30/2012	1,060.00
53150014	Contr Svc-Other TD	CS	9300004950	11/30/2012	175.00
53150014	Contr Svc-Other TD	CS	9300004999	11/30/2012	993.10
53150014	Contr Svc-Other TD	CS	9300004428	11/30/2012	2,681.21
53150014	Contr Svc-Other TD	CS	9300004622	11/30/2012	(2,800.00)
53150014	Contr Svc-Other TD	CS	9300004664	11/30/2012	3,221.30
53150014	Contr Svc-Other TD	CS	9300004960	11/30/2012	1,650.06
53150014	Contr Svc-Other TD	CS	9300005007	11/30/2012	45.52
53150014	Contr Svc-Other TD	CS	9300005028	11/30/2012	2,800.00
53150014	Contr Svc-Other TD	CS	9300005785	11/30/2012	79.66
53150015	Contr Svc-Other CA	CS	9300004585	11/30/2012	6,348.58
53150015	Contr Svc-Other CA	CS	9300004837	11/30/2012	(415.33)
53150015	Contr Svc-Other CA	CS	9300005791	11/30/2012	61.29
53150015	Contr Svc-Other CA	CS	9300004614	11/30/2012	(36,267.50)
53150015	Contr Svc-Other CA	CS	9300005798	11/30/2012	214.00
53150016	Contr Svc-Other AG	CS	9300004545	11/30/2012	(5,303.34)
53150016	Contr Svc-Other AG	CS	9300004974	11/30/2012	70.45
53150016	Contr Svc-Other AG	CS	9300005017	11/30/2012	5,933.25
53150016	Contr Svc-Other AG	CS	9300004377	11/30/2012	482.45
53150016	Contr Svc-Other AG	CS	9300004570	11/30/2012	222.60
53150016	Contr Svc-Other AG	CS	9300004645	11/30/2012	151.90
53150016	Contr Svc-Other AG	CS	9300004821	11/30/2012	8.57
53150016	Contr Svc-Other AG	CS	9300004922	11/30/2012	565.00
53150016	Contr Svc-Other AG	CS	9300005786	11/30/2012	4,155.65
53150016	Contr Svc-Other AG	CS	9300004353	11/30/2012	5,351.08
53150016	Contr Svc-Other AG	CS	9300004544	11/30/2012	(10,405.56)
53150016	Contr Svc-Other AG	CS	9300004795	11/30/2012	5,411.76

## Kentucky American Water Company

Case No. 2012-00520

Response to PSC DR1, Item 31

Account	Description	Doc Type	Document Number	Posting Date	Amount
53150016	Contr Svc-Other AG	CS	9300004895	11/30/2012	(378.32)
53150016	Contr Svc-Other AG	CS	9300005016	11/30/2012	7,850.65
53150016	Contr Svc-Other AG	CS	9300004662	11/30/2012	685.72
53150016	Contr Svc-Other AG	CS	9300004954	11/30/2012	1,065.77
53150016	Contr Svc-Other AG	CS	9300005000	11/30/2012	135.00
53150016	Contr Svc-Other AG	CS	9300005799	11/30/2012	880.00
53150016	Contr Svc-Other AG	CS	9300004905	11/30/2012	211.35
53151000	Contr Svc-Temp EE	SV	100002018	11/30/2012	3,037.50
53151000	Contr Svc-Temp EE	CS	9300004622	11/30/2012	3,454.83
53151000	Contr Svc-Temp EE	CS	9300005803	11/30/2012	(3,037.50)
53151000	Contr Svc-Temp EE	CS	9300004661	11/30/2012	451.50
53151000	Contr Svc-Temp EE	CS	9300004424	11/30/2012	(3,239.29)
53151000	Contr Svc-Temp EE	CS	9300004662	11/30/2012	(3,759.06)
53151014	Contr Svc-Temp EE TD	CS	9300004622	11/30/2012	(3,454.83)
53151014	Contr Svc-Temp EE TD	CS	9300005803	11/30/2012	3,037.50
53151015	Contr Svc-Temp EE CA	CS	9300004661	11/30/2012	(451.50)
53151016	Contr Svc-Temp EE AG	CS	9300004424	11/30/2012	3,239.29
53151016	Contr Svc-Temp EE AG	CS	9300004662	11/30/2012	3,759.06
53152000	Contr Svc-Lab Testng	SV	100002018	11/30/2012	1,550.00
53152000	Contr Svc-Lab Testng	ZI	9000000032	11/30/2012	167.00
53152000	Contr Svc-Lab Testng	ZI	9000000034	11/30/2012	128.00
53152000	Contr Svc-Lab Testng	ZI	9000000035	11/30/2012	75.00
53152000	Contr Svc-Lab Testng	ZI	9000000162	11/30/2012	915.00
53152000	Contr Svc-Lab Testng	ZI	9000000468	11/30/2012	252.00
53152000	Contr Svc-Lab Testng	ZI	9000000469	11/30/2012	224.00
53152000	Contr Svc-Lab Testng	ZI	9000000470	11/30/2012	280.00
53152000	Contr Svc-Lab Testng	ZI	9000000826	11/30/2012	300.00
53152000	Contr Svc-Lab Testng	ZI	9000000827	11/30/2012	167.00
53152000	Contr Svc-Lab Testng	CF	9300004359	11/30/2012	(271.36)
53152000	Contr Svc-Lab Testng	CF	9300004359	11/30/2012	271.36
53152000	Contr Svc-Lab Testng	CF	9300004361	11/30/2012	(502.44)
53152000	Contr Svc-Lab Testng	CF	9300004361	11/30/2012	502.44
53152000	Contr Svc-Lab Testng	CF	9300004548	11/30/2012	(148.40)
53152000	Contr Svc-Lab Testng	CF	9300004548	11/30/2012	148.40
53152000	Contr Svc-Lab Testng	CF	9300004803	11/30/2012	(177.02)
53152000	Contr Svc-Lab Testng	CF	9300004803	11/30/2012	177.02
53152000	Contr Svc-Lab Testng	CF	9300004899	11/30/2012	(352.00)
53152000	Contr Svc-Lab Testng	CF	9300004899	11/30/2012	352.00
53152000	Contr Svc-Lab Testng	CF	9300004901	11/30/2012	(1,614.00)
53152000	Contr Svc-Lab Testng	CF	9300004901	11/30/2012	1,614.00
53152000	Contr Svc-Lab Testng	CF	9300004949	11/30/2012	(75.00)
53152000	Contr Svc-Lab Testng	CF	9300004949	11/30/2012	75.00
53152000	Contr Svc-Lab Testng	CF	9300004959	11/30/2012	(467.00)
53152000	Contr Svc-Lab Testng	CF	9300004959	11/30/2012	467.00
53152000	Contr Svc-Lab Testng	CF	9300005006	11/30/2012	(424.15)
53152000	Contr Svc-Lab Testng	CF	9300005006	11/30/2012	424.15
53152000	Contr Svc-Lab Testng	CF	9300005783	11/30/2012	(1,550.00)
53152000	Contr Svc-Lab Testng	CF	9300005783	11/30/2012	1,550.00
53154000	Contr Svc-Audit Fees	SA	100001943	11/30/2012	7,371.00
53154000	Contr Svc-Audit Fees	CF	9300004898	11/30/2012	(7,371.00)
53154000	Contr Svc-Audit Fees	CF	9300004898	11/30/2012	7,371.00
53155000	Contr Svc-Legal	SV	100001990	11/30/2012	198.00
53155000	Contr Svc-Legal	SV	100001990	11/30/2012	17,768.10

## Kentucky American Water Company

Case No. 2012-00520

Response to PSC DR1, Item 31

Account	Description	Doc Type	Document Number	Posting Date	Amount
53155000	Contr Svc-Legal	SV	100001990	11/30/2012	1,627.00
53155000	Contr Svc-Legal	SV	100001990	11/30/2012	1,219.20
53155000	Contr Svc-Legal	SV	100001990	11/30/2012	3,740.30
53155000	Contr Svc-Legal	SV	100001990	11/30/2012	5,798.42
53155000	Contr Svc-Legal	SV	100001990	11/30/2012	312.00
53155000	Contr Svc-Legal	SA	100002034	11/30/2012	(63,727.41)
53155000	Contr Svc-Legal	CF	9300004367	11/30/2012	(124.02)
53155000	Contr Svc-Legal	CF	9300004367	11/30/2012	124.02
53155000	Contr Svc-Legal	CF	9300004554	11/30/2012	38,370.60
53155000	Contr Svc-Legal	CF	9300004554	11/30/2012	(38,370.60)
53155000	Contr Svc-Legal	CF	9300004641	11/30/2012	(19,068.30)
53155000	Contr Svc-Legal	CF	9300004641	11/30/2012	19,068.30
53155000	Contr Svc-Legal	CF	9300004809	11/30/2012	(720.80)
53155000	Contr Svc-Legal	CF	9300004809	11/30/2012	720.80
53155000	Contr Svc-Legal	CF	9300005019	11/30/2012	(23,237.60)
53155000	Contr Svc-Legal	CF	9300005019	11/30/2012	23,237.60
53155000	Contr Svc-Legal	UT	9300004532	11/30/2012	1,627.00
53155000	Contr Svc-Legal	UT	9300004537	11/30/2012	(97.62)
53155000	Contr Svc-Legal	UT	9300004635	11/30/2012	(64,106.41)
53155000	Contr Svc-Legal	UT	9300005015	11/30/2012	(7,425.42)
53155000	Contr Svc-Legal	UT	9300005982	11/30/2012	63,727.41
53401000	AWWSC Labor OPEX	CF	9300005034	11/30/2012	5.26
53401000	AWWSC Labor OPEX	CF	9300005035	11/30/2012	(108.71)
53401000	AWWSC Labor OPEX	CF	9300005037	11/30/2012	17,825.86
53401000	AWWSC Labor OPEX	CF	9300005037	11/30/2012	3,580.42
53401000	AWWSC Labor OPEX	CF	9300005039	11/30/2012	15.17
53401000	AWWSC Labor OPEX	CF	9300005040	11/30/2012	59.30
53401000	AWWSC Labor OPEX	CF	9300005040	11/30/2012	112.34
53401000	AWWSC Labor OPEX	CF	9300005041	11/30/2012	14,906.49
53401000	AWWSC Labor OPEX	CF	9300005041	11/30/2012	2,244.75
53401000	AWWSC Labor OPEX	CF	9300005056	11/30/2012	0.67
53401000	AWWSC Labor OPEX	CF	9300005056	11/30/2012	1.33
53401000	AWWSC Labor OPEX	CF	9300005057	11/30/2012	33.62
53401000	AWWSC Labor OPEX	CF	9300005058	11/30/2012	(52.92)
53401000	AWWSC Labor OPEX	CF	9300005058	11/30/2012	110.31
53401000	AWWSC Labor OPEX	CF	9300005059	11/30/2012	(3.45)
53401000	AWWSC Labor OPEX	CF	9300005059	11/30/2012	2.65
53401000	AWWSC Labor OPEX	CF	9300005060	11/30/2012	2.81
53401000	AWWSC Labor OPEX	CF	9300005061	11/30/2012	5.20
53401000	AWWSC Labor OPEX	CF	9300005062	11/30/2012	151.94
53401000	AWWSC Labor OPEX	CF	9300005063	11/30/2012	341.85
53401000	AWWSC Labor OPEX	CF	9300005064	11/30/2012	113.95
53401000	AWWSC Labor OPEX	CF	9300005065	11/30/2012	257.46
53401000	AWWSC Labor OPEX	CF	9300005066	11/30/2012	34.51
53401000	AWWSC Labor OPEX	CF	9300005067	11/30/2012	316.53
53401000	AWWSC Labor OPEX	CF	9300005068	11/30/2012	39.53
53401000	AWWSC Labor OPEX	CF	9300005069	11/30/2012	1.23
53401000	AWWSC Labor OPEX	CF	9300005070	11/30/2012	10.02
53401000	AWWSC Labor OPEX	CF	9300005071	11/30/2012	75.97
53401000	AWWSC Labor OPEX	CF	9300005072	11/30/2012	265.89
53401000	AWWSC Labor OPEX	CF	9300005073	11/30/2012	75.97
53401000	AWWSC Labor OPEX	CF	9300005074	11/30/2012	75.97
53401000	AWWSC Labor OPEX	CF	9300005075	11/30/2012	303.87

## Kentucky American Water Company

Case No. 2012-00520

Response to PSC DR1, Item 31

Account	Description	Doc Type	Document Number	Posting Date	Amount
53401000	AWWSC Labor OPEX	CF	9300005076	11/30/2012	1,130.96
53401000	AWWSC Labor OPEX	CF	9300005077	11/30/2012	91.50
53401000	AWWSC Labor OPEX	CF	9300005078	11/30/2012	7.29
53401000	AWWSC Labor OPEX	CF	9300005079	11/30/2012	340.20
53401000	AWWSC Labor OPEX	CF	9300005081	11/30/2012	62.60
53401000	AWWSC Labor OPEX	CF	9300005082	11/30/2012	114.34
53401000	AWWSC Labor OPEX	CF	9300005083	11/30/2012	10.25
53401000	AWWSC Labor OPEX	CF	9300005333	11/30/2012	195.35
53401000	AWWSC Labor OPEX	CF	9300005333	11/30/2012	14.57
53401000	AWWSC Labor OPEX	CF	9300005334	11/30/2012	373.87
53401000	AWWSC Labor OPEX	CF	9300005335	11/30/2012	287.65
53401000	AWWSC Labor OPEX	CF	9300005335	11/30/2012	36.59
53401000	AWWSC Labor OPEX	CF	9300005336	11/30/2012	276.74
53401000	AWWSC Labor OPEX	CF	9300005336	11/30/2012	39.09
53401000	AWWSC Labor OPEX	CF	9300005337	11/30/2012	126.96
53401000	AWWSC Labor OPEX	CF	9300005337	11/30/2012	0.72
53401000	AWWSC Labor OPEX	CF	9300005338	11/30/2012	1,807.69
53401000	AWWSC Labor OPEX	CF	9300005338	11/30/2012	49.87
53401000	AWWSC Labor OPEX	CF	9300005339	11/30/2012	819.40
53401000	AWWSC Labor OPEX	CF	9300005339	11/30/2012	350.13
53401000	AWWSC Labor OPEX	CF	9300005340	11/30/2012	1,830.68
53401000	AWWSC Labor OPEX	CF	9300005341	11/30/2012	1,878.60
53401000	AWWSC Labor OPEX	CF	9300005341	11/30/2012	6.96
53401000	AWWSC Labor OPEX	CF	9300005342	11/30/2012	3,357.16
53401000	AWWSC Labor OPEX	CF	9300005342	11/30/2012	7.36
53401000	AWWSC Labor OPEX	CF	9300005343	11/30/2012	11,933.89
53401000	AWWSC Labor OPEX	CF	9300005343	11/30/2012	1,206.34
53401000	AWWSC Labor OPEX	CF	9300005344	11/30/2012	152.80
53401000	AWWSC Labor OPEX	CF	9300005344	11/30/2012	26.66
53401000	AWWSC Labor OPEX	CF	9300005345	11/30/2012	1,277.94
53401000	AWWSC Labor OPEX	CF	9300005345	11/30/2012	51.13
53401000	AWWSC Labor OPEX	CF	9300005346	11/30/2012	1,119.88
53401000	AWWSC Labor OPEX	CF	9300005346	11/30/2012	216.97
53401000	AWWSC Labor OPEX	CF	9300005347	11/30/2012	37.92
53401000	AWWSC Labor OPEX	CF	9300005349	11/30/2012	145.94
53401000	AWWSC Labor OPEX	CF	9300005350	11/30/2012	(0.04)
53401000	AWWSC Labor OPEX	CF	9300005352	11/30/2012	2,016.63
53401000	AWWSC Labor OPEX	CF	9300005352	11/30/2012	538.82
53401000	AWWSC Labor OPEX	CF	9300005353	11/30/2012	207.05
53401000	AWWSC Labor OPEX	CF	9300005354	11/30/2012	3.79
53401000	AWWSC Labor OPEX	CF	9300005355	11/30/2012	(2.37)
53401000	AWWSC Labor OPEX	CF	9300005356	11/30/2012	85.32
53401000	AWWSC Labor OPEX	CF	9300005357	11/30/2012	159.92
53401000	AWWSC Labor OPEX	CF	9300005360	11/30/2012	23.54
53401000	AWWSC Labor OPEX	CF	9300005361	11/30/2012	779.49
53401000	AWWSC Labor OPEX	CF	9300005361	11/30/2012	13.77
53401000	AWWSC Labor OPEX	CF	9300005362	11/30/2012	742.93
53401000	AWWSC Labor OPEX	CF	9300005362	11/30/2012	48.42
53401000	AWWSC Labor OPEX	CF	9300005363	11/30/2012	370.23
53401000	AWWSC Labor OPEX	CF	9300005363	11/30/2012	10.17
53401000	AWWSC Labor OPEX	CF	9300005364	11/30/2012	618.49
53401000	AWWSC Labor OPEX	CF	9300005364	11/30/2012	(0.07)
53401000	AWWSC Labor OPEX	CF	9300005368	11/30/2012	(156.96)

## Kentucky American Water Company

Case No. 2012-00520

Response to PSC DR1, Item 31

Account	Description	Doc Type	Document Number	Posting Date	Amount
53401000	AWWSC Labor OPEX	CF	9300005370	11/30/2012	708.70
53401000	AWWSC Labor OPEX	CF	9300005370	11/30/2012	238.92
53401000	AWWSC Labor OPEX	CF	9300005371	11/30/2012	2,452.09
53401000	AWWSC Labor OPEX	CF	9300005371	11/30/2012	458.87
53401000	AWWSC Labor OPEX	CF	9300005372	11/30/2012	746.15
53401000	AWWSC Labor OPEX	CF	9300005372	11/30/2012	212.88
53401000	AWWSC Labor OPEX	CF	9300005373	11/30/2012	546.21
53401000	AWWSC Labor OPEX	CF	9300005373	11/30/2012	175.27
53401000	AWWSC Labor OPEX	CF	9300005374	11/30/2012	967.23
53401000	AWWSC Labor OPEX	CF	9300005374	11/30/2012	156.21
53401000	AWWSC Labor OPEX	CF	9300005375	11/30/2012	880.92
53401000	AWWSC Labor OPEX	CF	9300005375	11/30/2012	186.33
53401000	AWWSC Labor OPEX	CF	9300005377	11/30/2012	1,154.76
53401000	AWWSC Labor OPEX	CF	9300005377	11/30/2012	116.60
53401000	AWWSC Labor OPEX	CF	9300005379	11/30/2012	(0.13)
53401000	AWWSC Labor OPEX	CF	9300005380	11/30/2012	357.57
53401000	AWWSC Labor OPEX	CF	9300005381	11/30/2012	987.91
53401000	AWWSC Labor OPEX	CF	9300005381	11/30/2012	119.02
53401000	AWWSC Labor OPEX	CF	9300005382	11/30/2012	1,254.66
53401000	AWWSC Labor OPEX	CF	9300005382	11/30/2012	324.29
53401000	AWWSC Labor OPEX	CF	9300005383	11/30/2012	232.20
53401000	AWWSC Labor OPEX	CF	9300005389	11/30/2012	19.11
53401000	AWWSC Labor OPEX	CF	9300005390	11/30/2012	113.21
53401000	AWWSC Labor OPEX	CF	9300005391	11/30/2012	725.42
53401000	AWWSC Labor OPEX	CF	9300005393	11/30/2012	207.99
53401000	AWWSC Labor OPEX	CF	9300005394	11/30/2012	114.69
53401000	AWWSC Labor OPEX	CF	9300005395	11/30/2012	121.33
53401000	AWWSC Labor OPEX	CF	9300005396	11/30/2012	99.41
53401000	AWWSC Labor OPEX	CF	9300005397	11/30/2012	377.89
53401000	AWWSC Labor OPEX	CF	9300005398	11/30/2012	146.89
53401000	AWWSC Labor OPEX	CF	9300005400	11/30/2012	167.25
53401000	AWWSC Labor OPEX	CF	9300005401	11/30/2012	86.20
53401000	AWWSC Labor OPEX	CF	9300005402	11/30/2012	5.28
53401000	AWWSC Labor OPEX	CF	9300005403	11/30/2012	179.16
53401000	AWWSC Labor OPEX	CF	9300005404	11/30/2012	152.48
53401000	AWWSC Labor OPEX	CF	9300005405	11/30/2012	37.98
53401000	AWWSC Labor OPEX	CF	9300005406	11/30/2012	37.98
53401000	AWWSC Labor OPEX	CF	9300005407	11/30/2012	227.90
53401000	AWWSC Labor OPEX	CF	9300005408	11/30/2012	124.66
53401000	AWWSC Labor OPEX	CF	9300005408	11/30/2012	417.82
53401000	AWWSC Labor OPEX	CF	9300005409	11/30/2012	303.87
53401000	AWWSC Labor OPEX	CF	9300005410	11/30/2012	766.57
53401000	AWWSC Labor OPEX	CF	9300005410	11/30/2012	437.13
53401000	AWWSC Labor OPEX	CF	9300005411	11/30/2012	294.35
53401000	AWWSC Labor OPEX	CF	9300005411	11/30/2012	493.79
53401000	AWWSC Labor OPEX	CF	9300005412	11/30/2012	1,738.73
53401000	AWWSC Labor OPEX	CF	9300005412	11/30/2012	162.79
53401000	AWWSC Labor OPEX	CF	9300005413	11/30/2012	229.87
53401000	AWWSC Labor OPEX	CF	9300005413	11/30/2012	189.92
53401000	AWWSC Labor OPEX	CF	9300005414	11/30/2012	113.95
53401000	AWWSC Labor OPEX	CF	9300005415	11/30/2012	189.92
53401000	AWWSC Labor OPEX	CF	9300005416	11/30/2012	(14.94)
53401000	AWWSC Labor OPEX	CF	9300005416	11/30/2012	189.92

## Kentucky American Water Company

Case No. 2012-00520

Response to PSC DR1, Item 31

Account	Description	Doc Type	Document Number	Posting Date	Amount
53401000	AWWSC Labor OPEX	CF	9300005417	11/30/2012	341.85
53401000	AWWSC Labor OPEX	CF	9300005418	11/30/2012	417.82
53401000	AWWSC Labor OPEX	CF	9300005419	11/30/2012	227.90
53401000	AWWSC Labor OPEX	CF	9300005420	11/30/2012	(36.35)
53401000	AWWSC Labor OPEX	CF	9300005420	11/30/2012	151.94
53401000	AWWSC Labor OPEX	CF	9300005421	11/30/2012	227.90
53401000	AWWSC Labor OPEX	CF	9300005422	11/30/2012	645.73
53401000	AWWSC Labor OPEX	CF	9300005423	11/30/2012	531.77
53401000	AWWSC Labor OPEX	CF	9300005424	11/30/2012	303.87
53401000	AWWSC Labor OPEX	CF	9300005425	11/30/2012	493.79
53401000	AWWSC Labor OPEX	CF	9300005426	11/30/2012	227.90
53401000	AWWSC Labor OPEX	CF	9300005427	11/30/2012	417.82
53401000	AWWSC Labor OPEX	CF	9300005428	11/30/2012	37.98
53401000	AWWSC Labor OPEX	CF	9300005429	11/30/2012	37.98
53401000	AWWSC Labor OPEX	CF	9300005430	11/30/2012	189.92
53401000	AWWSC Labor OPEX	CF	9300005431	11/30/2012	113.95
53401000	AWWSC Labor OPEX	CF	9300005432	11/30/2012	75.97
53401000	AWWSC Labor OPEX	CF	9300005433	11/30/2012	113.95
53401000	AWWSC Labor OPEX	CF	9300005434	11/30/2012	151.94
53401000	AWWSC Labor OPEX	CF	9300005435	11/30/2012	151.94
53401000	AWWSC Labor OPEX	CF	9300005436	11/30/2012	227.90
53401000	AWWSC Labor OPEX	CF	9300005437	11/30/2012	537.54
53401000	AWWSC Labor OPEX	CF	9300005437	11/30/2012	113.95
53401000	AWWSC Labor OPEX	CF	9300005438	11/30/2012	791.64
53401000	AWWSC Labor OPEX	CF	9300005438	11/30/2012	415.30
53401000	AWWSC Labor OPEX	CF	9300005439	11/30/2012	2,012.32
53401000	AWWSC Labor OPEX	CF	9300005439	11/30/2012	637.00
53401000	AWWSC Labor OPEX	CF	9300005440	11/30/2012	1,053.54
53401000	AWWSC Labor OPEX	CF	9300005440	11/30/2012	12.41
53401000	AWWSC Labor OPEX	CF	9300005441	11/30/2012	478.04
53401000	AWWSC Labor OPEX	CF	9300005441	11/30/2012	146.67
53401000	AWWSC Labor OPEX	CF	9300005442	11/30/2012	908.82
53401000	AWWSC Labor OPEX	CF	9300005442	11/30/2012	265.05
53401000	AWWSC Labor OPEX	CF	9300005443	11/30/2012	1,157.72
53401000	AWWSC Labor OPEX	CF	9300005443	11/30/2012	507.32
53401000	AWWSC Labor OPEX	CF	9300005444	11/30/2012	2,649.52
53401000	AWWSC Labor OPEX	CF	9300005444	11/30/2012	559.82
53401000	AWWSC Labor OPEX	CF	9300005445	11/30/2012	816.85
53401000	AWWSC Labor OPEX	CF	9300005445	11/30/2012	227.90
53401000	AWWSC Labor OPEX	CF	9300005446	11/30/2012	(9.66)
53401000	AWWSC Labor OPEX	CF	9300005446	11/30/2012	227.90
53401000	AWWSC Labor OPEX	CF	9300005447	11/30/2012	1,258.78
53401000	AWWSC Labor OPEX	CF	9300005447	11/30/2012	609.70
53401000	AWWSC Labor OPEX	CF	9300005449	11/30/2012	62.70
53401000	AWWSC Labor OPEX	CF	9300005451	11/30/2012	71.12
53401000	AWWSC Labor OPEX	CF	9300005451	11/30/2012	606.04
53401000	AWWSC Labor OPEX	CF	9300005452	11/30/2012	887.86
53401000	AWWSC Labor OPEX	CF	9300005452	11/30/2012	113.95
53401000	AWWSC Labor OPEX	CF	9300005453	11/30/2012	(0.12)
53401000	AWWSC Labor OPEX	CF	9300005454	11/30/2012	2,264.88
53401000	AWWSC Labor OPEX	CF	9300005454	11/30/2012	265.89
53401000	AWWSC Labor OPEX	CF	9300005455	11/30/2012	37.98
53401000	AWWSC Labor OPEX	CF	9300005456	11/30/2012	265.89



Kentucky American Water Company  
Case No. 2012-00520  
Response to PSC DR1, Item 31

Account	Description	Doc Type	Document Number	Posting Date	Amount
53401000	AWWSC Labor OPEX	CF	9300005457	11/30/2012	493.79
53401000	AWWSC Labor OPEX	CF	9300005458	11/30/2012	3,781.73
53401000	AWWSC Labor OPEX	CF	9300005458	11/30/2012	455.81
53401000	AWWSC Labor OPEX	CF	9300005459	11/30/2012	1,673.41
53401000	AWWSC Labor OPEX	CF	9300005459	11/30/2012	303.87
53401000	AWWSC Labor OPEX	CF	9300005460	11/30/2012	1,092.94
53401000	AWWSC Labor OPEX	CF	9300005460	11/30/2012	227.90
53401000	AWWSC Labor OPEX	CF	9300005461	11/30/2012	1,886.79
53401000	AWWSC Labor OPEX	CF	9300005461	11/30/2012	265.89
53401000	AWWSC Labor OPEX	CF	9300005462	11/30/2012	1,468.19
53401000	AWWSC Labor OPEX	CF	9300005462	11/30/2012	189.92
53401000	AWWSC Labor OPEX	CF	9300005463	11/30/2012	1,679.54
53401000	AWWSC Labor OPEX	CF	9300005463	11/30/2012	379.84
53401000	AWWSC Labor OPEX	CF	9300005464	11/30/2012	1,308.94
53401000	AWWSC Labor OPEX	CF	9300005464	11/30/2012	227.90
53401000	AWWSC Labor OPEX	CF	9300005465	11/30/2012	1,878.10
53401000	AWWSC Labor OPEX	CF	9300005465	11/30/2012	222.74
53401000	AWWSC Labor OPEX	CF	9300005466	11/30/2012	5,293.77
53401000	AWWSC Labor OPEX	CF	9300005466	11/30/2012	804.49
53401000	AWWSC Labor OPEX	CF	9300005468	11/30/2012	998.66
53401000	AWWSC Labor OPEX	CF	9300005468	11/30/2012	209.04
53401000	AWWSC Labor OPEX	CF	9300005469	11/30/2012	1,203.90
53401000	AWWSC Labor OPEX	CF	9300005469	11/30/2012	569.76
53401000	AWWSC Labor OPEX	CF	9300005470	11/30/2012	441.36
53401000	AWWSC Labor OPEX	CF	9300005470	11/30/2012	422.10
53401000	AWWSC Labor OPEX	CF	9300005471	11/30/2012	379.84
53401000	AWWSC Labor OPEX	CF	9300005472	11/30/2012	731.77
53401000	AWWSC Labor OPEX	CF	9300005472	11/30/2012	359.11
53401000	AWWSC Labor OPEX	CF	9300005473	11/30/2012	880.57
53401000	AWWSC Labor OPEX	CF	9300005473	11/30/2012	924.89
53401000	AWWSC Labor OPEX	CF	9300005474	11/30/2012	8.06
53401000	AWWSC Labor OPEX	CF	9300005474	11/30/2012	1,856.95
53401000	AWWSC Labor OPEX	CF	9300005476	11/30/2012	37.98
53401000	AWWSC Labor OPEX	CF	9300005477	11/30/2012	829.21
53401000	AWWSC Labor OPEX	CF	9300005477	11/30/2012	417.82
53401000	AWWSC Labor OPEX	CF	9300005478	11/30/2012	911.13
53401000	AWWSC Labor OPEX	CF	9300005478	11/30/2012	835.65
53401000	AWWSC Labor OPEX	CF	9300005481	11/30/2012	(59.54)
53401000	AWWSC Labor OPEX	CF	9300005483	11/30/2012	1,068.85
53401000	AWWSC Labor OPEX	CF	9300005484	11/30/2012	1,335.70
53401000	AWWSC Labor OPEX	CF	9300005485	11/30/2012	433.94
53401000	AWWSC Labor OPEX	CF	9300005487	11/30/2012	30.78
53401000	AWWSC Labor OPEX	CF	9300005488	11/30/2012	180.92
53401000	AWWSC Labor OPEX	CF	9300005489	11/30/2012	227.90
53401000	AWWSC Labor OPEX	CF	9300005491	11/30/2012	797.48
53401000	AWWSC Labor OPEX	CF	9300005491	11/30/2012	75.97
53401000	AWWSC Labor OPEX	CF	9300005492	11/30/2012	3,793.01
53401000	AWWSC Labor OPEX	CF	9300005492	11/30/2012	417.82
53401000	AWWSC Labor OPEX	CF	9300005493	11/30/2012	1,291.30
53401000	AWWSC Labor OPEX	CF	9300005493	11/30/2012	176.31
53401000	AWWSC Labor OPEX	CF	9300005494	11/30/2012	406.81
53401000	AWWSC Labor OPEX	CF	9300005494	11/30/2012	130.64
53401000	AWWSC Labor OPEX	CF	9300005495	11/30/2012	1,887.94

## Kentucky American Water Company

Case No. 2012-00520

Response to PSC DR1, Item 31

Account	Description	Doc Type	Document Number	Posting Date	Amount
53401000	AWWSC Labor OPEX	CF	9300005495	11/30/2012	189.92
53401000	AWWSC Labor OPEX	CF	9300005496	11/30/2012	607.74
53401000	AWWSC Labor OPEX	CF	9300005497	11/30/2012	1,612.56
53401000	AWWSC Labor OPEX	CF	9300005497	11/30/2012	3,621.30
53401000	AWWSC Labor OPEX	CF	9300005498	11/30/2012	113.95
53401000	AWWSC Labor OPEX	CF	9300005499	11/30/2012	13.79
53401000	AWWSC Labor OPEX	CF	9300005499	11/30/2012	873.63
53401000	AWWSC Labor OPEX	CF	9300005500	11/30/2012	431.76
53401000	AWWSC Labor OPEX	CF	9300005500	11/30/2012	731.76
53401000	AWWSC Labor OPEX	CF	9300005501	11/30/2012	303.87
53401000	AWWSC Labor OPEX	CF	9300005502	11/30/2012	1,613.71
53401000	AWWSC Labor OPEX	CF	9300005502	11/30/2012	635.80
53401000	AWWSC Labor OPEX	CF	9300005503	11/30/2012	(3.49)
53401000	AWWSC Labor OPEX	CF	9300005503	11/30/2012	1,139.52
53401000	AWWSC Labor OPEX	CF	9300005504	11/30/2012	227.90
53401000	AWWSC Labor OPEX	CF	9300005505	11/30/2012	(945.33)
53401000	AWWSC Labor OPEX	CF	9300005506	11/30/2012	4,921.30
53401000	AWWSC Labor OPEX	CF	9300005506	11/30/2012	797.66
53401000	AWWSC Labor OPEX	CF	9300005507	11/30/2012	949.60
53401000	AWWSC Labor OPEX	CF	9300005508	11/30/2012	664.76
53401000	AWWSC Labor OPEX	CF	9300005508	11/30/2012	303.87
53401000	AWWSC Labor OPEX	CF	9300005509	11/30/2012	189.92
53401000	AWWSC Labor OPEX	CF	9300005510	11/30/2012	417.82
53401000	AWWSC Labor OPEX	CF	9300005511	11/30/2012	303.86
53401000	AWWSC Labor OPEX	CF	9300005513	11/30/2012	(62.90)
53401000	AWWSC Labor OPEX	CF	9300005515	11/30/2012	1,855.46
53401000	AWWSC Labor OPEX	CF	9300005515	11/30/2012	220.79
53401000	AWWSC Labor OPEX	CF	9300005517	11/30/2012	1,178.76
53401000	AWWSC Labor OPEX	CF	9300005518	11/30/2012	365.02
53401000	AWWSC Labor OPEX	CF	9300005518	11/30/2012	55.36
53401000	AWWSC Labor OPEX	CF	9300005520	11/30/2012	1,593.35
53401000	AWWSC Labor OPEX	CF	9300005520	11/30/2012	402.32
53401000	AWWSC Labor OPEX	CF	9300005521	11/30/2012	154.67
53401000	AWWSC Labor OPEX	CF	9300005523	11/30/2012	1,977.88
53401000	AWWSC Labor OPEX	CF	9300005524	11/30/2012	(0.04)
53401000	AWWSC Labor OPEX	CF	9300005525	11/30/2012	21.32
53401000	AWWSC Labor OPEX	CF	9300005527	11/30/2012	1,031.70
53401000	AWWSC Labor OPEX	CF	9300005527	11/30/2012	762.13
53401000	AWWSC Labor OPEX	CF	9300005529	11/30/2012	843.28
53401000	AWWSC Labor OPEX	CF	9300005529	11/30/2012	194.78
53401000	AWWSC Labor OPEX	CF	9300005530	11/30/2012	2,134.43
53401000	AWWSC Labor OPEX	CF	9300005530	11/30/2012	410.38
53401000	AWWSC Labor OPEX	CF	9300005531	11/30/2012	2,310.95
53401000	AWWSC Labor OPEX	CF	9300005533	11/30/2012	974.08
53401000	AWWSC Labor OPEX	CF	9300005533	11/30/2012	211.68
53401000	AWWSC Labor OPEX	CF	9300005534	11/30/2012	41.10
53401000	AWWSC Labor OPEX	CF	9300005535	11/30/2012	833.87
53401000	AWWSC Labor OPEX	CF	9300005535	11/30/2012	54.08
53401000	AWWSC Labor OPEX	CF	9300005536	11/30/2012	(18.49)
53401000	AWWSC Labor OPEX	CF	9300005536	11/30/2012	65.10
53401000	AWWSC Labor OPEX	CF	9300005538	11/30/2012	4,037.22
53401000	AWWSC Labor OPEX	CF	9300005538	11/30/2012	2,088.91
53401000	AWWSC Labor OPEX	CF	9300005539	11/30/2012	4,987.80

## Kentucky American Water Company

Case No. 2012-00520

Response to PSC DR1, Item 31

Account	Description	Doc Type	Document Number	Posting Date	Amount
53401000	AWWSC Labor OPEX	CF	9300005539	11/30/2012	785.54
53401000	AWWSC Labor OPEX	CF	9300005543	11/30/2012	1,465.41
53401000	AWWSC Labor OPEX	CF	9300005544	11/30/2012	4,861.20
53401000	AWWSC Labor OPEX	CF	9300005545	11/30/2012	5,202.14
53401000	AWWSC Labor OPEX	CF	9300005545	11/30/2012	94.33
53401000	AWWSC Labor OPEX	CF	9300005548	11/30/2012	9,912.19
53401000	AWWSC Labor OPEX	CF	9300005548	11/30/2012	0.66
53401000	AWWSC Labor OPEX	CF	9300005549	11/30/2012	3,458.13
53401000	AWWSC Labor OPEX	CF	9300005549	11/30/2012	8.45
53401000	AWWSC Labor OPEX	CF	9300005550	11/30/2012	3,032.27
53401000	AWWSC Labor OPEX	CF	9300005550	11/30/2012	479.82
53401000	AWWSC Labor OPEX	CF	9300005555	11/30/2012	45.31
53401000	AWWSC Labor OPEX	CF	9300005555	11/30/2012	4.53
53401000	AWWSC Labor OPEX	CF	9300005556	11/30/2012	135.87
53401000	AWWSC Labor OPEX	CF	9300005557	11/30/2012	30.97
53401000	AWWSC Labor OPEX	CF	9300005558	11/30/2012	(0.87)
53401000	AWWSC Labor OPEX	CF	9300005559	11/30/2012	2.27
53401000	AWWSC Labor OPEX	CF	9300005560	11/30/2012	7.70
53401000	AWWSC Labor OPEX	CF	9300005561	11/30/2012	(4.35)
53401000	AWWSC Labor OPEX	CF	9300005562	11/30/2012	240.37
53401000	AWWSC Labor OPEX	CF	9300005563	11/30/2012	(41.35)
53401000	AWWSC Labor OPEX	CF	9300005564	11/30/2012	37.84
53401000	AWWSC Labor OPEX	CF	9300005564	11/30/2012	1.00
53401000	AWWSC Labor OPEX	CF	9300005574	11/30/2012	786.59
53401000	AWWSC Labor OPEX	CF	9300005575	11/30/2012	281.77
53401000	AWWSC Labor OPEX	CF	9300005580	11/30/2012	12.28
53401000	AWWSC Labor OPEX	CF	9300005580	11/30/2012	5.01
53401000	AWWSC Labor OPEX	CF	9300005581	11/30/2012	1,788.96
53401000	AWWSC Labor OPEX	CF	9300005581	11/30/2012	361.06
53401000	AWWSC Labor OPEX	CF	9300005583	11/30/2012	1,464.58
53401000	AWWSC Labor OPEX	CF	9300005583	11/30/2012	225.38
53401000	AWWSC Labor OPEX	CF	9300005585	11/30/2012	1,607.50
53401000	AWWSC Labor OPEX	CF	9300005585	11/30/2012	59.42
53401000	AWWSC Labor OPEX	CF	9300005586	11/30/2012	1,699.55
53401000	AWWSC Labor OPEX	CF	9300005586	11/30/2012	179.28
53401000	AWWSC Labor OPEX	CF	9300005587	11/30/2012	2,332.04
53401000	AWWSC Labor OPEX	CF	9300005587	11/30/2012	1,870.59
53401000	AWWSC Labor OPEX	CF	9300005589	11/30/2012	736.74
53401000	AWWSC Labor OPEX	CF	9300005589	11/30/2012	10.18
53401000	AWWSC Labor OPEX	CF	9300005590	11/30/2012	823.59
53401000	AWWSC Labor OPEX	CF	9300005592	11/30/2012	468.96
53401000	AWWSC Labor OPEX	CF	9300005594	11/30/2012	1,682.10
53401000	AWWSC Labor OPEX	CF	9300005595	11/30/2012	1,235.26
53401000	AWWSC Labor OPEX	CF	9300005595	11/30/2012	52.38
53401000	AWWSC Labor OPEX	CF	9300005597	11/30/2012	15.21
53401000	AWWSC Labor OPEX	CF	9300005597	11/30/2012	2,125.04
53401000	AWWSC Labor OPEX	CF	9300005598	11/30/2012	186.36
53401000	AWWSC Labor OPEX	CF	9300005599	11/30/2012	670.73
53401000	AWWSC Labor OPEX	CF	9300005600	11/30/2012	133.34
53401000	AWWSC Labor OPEX	CF	9300005602	11/30/2012	32.29
53401000	AWWSC Labor OPEX	CF	9300005603	11/30/2012	4,618.68
53401000	AWWSC Labor OPEX	CF	9300005603	11/30/2012	108.18
53401000	AWWSC Labor OPEX	CF	9300005605	11/30/2012	4,451.19

## Kentucky American Water Company

Case No. 2012-00520

Response to PSC DR1, Item 31

Account	Description	Doc Type	Document Number	Posting Date	Amount
53401000	AWWSC Labor OPEX	CF	9300005605	11/30/2012	7,359.71
53401000	AWWSC Labor OPEX	CF	9300005606	11/30/2012	50,016.55
53401000	AWWSC Labor OPEX	CF	9300005607	11/30/2012	7,100.76
53401000	AWWSC Labor OPEX	CF	9300005610	11/30/2012	1,301.74
53401000	AWWSC Labor OPEX	CF	9300005611	11/30/2012	2,896.95
53401000	AWWSC Labor OPEX	CF	9300005612	11/30/2012	1,450.61
53401000	AWWSC Labor OPEX	CF	9300005613	11/30/2012	4,870.64
53401000	AWWSC Labor OPEX	CF	9300005614	11/30/2012	87.13
53401000	AWWSC Labor OPEX	CF	9300005615	11/30/2012	5,158.71
53401000	AWWSC Labor OPEX	CF	9300005615	11/30/2012	98.98
53401000	AWWSC Labor OPEX	CF	9300005616	11/30/2012	4,316.54
53401000	AWWSC Labor OPEX	CF	9300005617	11/30/2012	55.20
53401000	AWWSC Labor OPEX	CF	9300005618	11/30/2012	537.88
53401000	AWWSC Labor OPEX	CF	9300005619	11/30/2012	17.39
53401000	AWWSC Labor OPEX	CF	9300005620	11/30/2012	2,011.52
53401000	AWWSC Labor OPEX	CF	9300005621	11/30/2012	1,822.99
53401000	AWWSC Labor OPEX	CF	9300005622	11/30/2012	1,300.99
53401000	AWWSC Labor OPEX	CF	9300005623	11/30/2012	85.32
53401000	AWWSC Labor OPEX	CF	9300005624	11/30/2012	222.24
53401000	AWWSC Labor OPEX	CF	9300005738	11/30/2012	24.26
53401000	AWWSC Labor OPEX	CF	9300005739	11/30/2012	177.47
53401000	AWWSC Labor OPEX	CF	9300005739	11/30/2012	4.64
53401000	AWWSC Labor OPEX	CF	9300005739	11/30/2012	568.68
53401000	AWWSC Labor OPEX	CF	9300005739	11/30/2012	158.25
53401000	AWWSC Labor OPEX	CF	9300005740	11/30/2012	264.34
53401000	AWWSC Labor OPEX	CF	9300005740	11/30/2012	76.84
53401000	AWWSC Labor OPEX	CF	9300005741	11/30/2012	0.59
53401000	AWWSC Labor OPEX	CF	9300005741	11/30/2012	158.95
53401000	AWWSC Labor OPEX	CF	9300005741	11/30/2012	10.94
53401000	AWWSC Labor OPEX	CF	9300005742	11/30/2012	240.19
53401000	AWWSC Labor OPEX	CF	9300005742	11/30/2012	139.18
53401000	AWWSC Labor OPEX	CF	9300005742	11/30/2012	514.08
53401000	AWWSC Labor OPEX	CF	9300005742	11/30/2012	267.66
53401000	AWWSC Labor OPEX	CF	9300005743	11/30/2012	347.06
53401000	AWWSC Labor OPEX	CF	9300005743	11/30/2012	129.89
53401000	AWWSC Labor OPEX	CF	9300005743	11/30/2012	981.78
53401000	AWWSC Labor OPEX	CF	9300005743	11/30/2012	3.08
53401000	AWWSC Labor OPEX	CF	9300005744	11/30/2012	1,055.05
53401000	AWWSC Labor OPEX	CF	9300005744	11/30/2012	33.80
53401000	AWWSC Labor OPEX	CF	9300005744	11/30/2012	181.09
53401000	AWWSC Labor OPEX	CF	9300005744	11/30/2012	13.86
53401000	AWWSC Labor OPEX	CF	9300005745	11/30/2012	654.23
53401000	AWWSC Labor OPEX	CF	9300005745	11/30/2012	33.60
53401000	AWWSC Labor OPEX	CF	9300005745	11/30/2012	6.68
53401000	AWWSC Labor OPEX	CF	9300005745	11/30/2012	150.53
53401000	AWWSC Labor OPEX	CF	9300005745	11/30/2012	25.79
53401000	AWWSC Labor OPEX	CF	9300005745	11/30/2012	6.48
53401000	AWWSC Labor OPEX	CF	9300005746	11/30/2012	39.89
53401000	AWWSC Labor OPEX	CF	9300005746	11/30/2012	1.77
53401000	AWWSC Labor OPEX	CF	9300005747	11/30/2012	8.19
53401000	AWWSC Labor OPEX	CF	9300005747	11/30/2012	1,010.63
53401000	AWWSC Labor OPEX	CF	9300005747	11/30/2012	(38.22)
53401000	AWWSC Labor OPEX	CF	9300005748	11/30/2012	170.78

## Kentucky American Water Company

Case No. 2012-00520

Response to PSC DR1, Item 31

Account	Description	Doc Type	Document Number	Posting Date	Amount
53401000	AWWSC Labor OPEX	CF	9300005748	11/30/2012	200.04
53401000	AWWSC Labor OPEX	CF	9300005748	11/30/2012	616.99
53401000	AWWSC Labor OPEX	CF	9300005748	11/30/2012	26.75
53401000	AWWSC Labor OPEX	CF	9300005748	11/30/2012	279.03
53401000	AWWSC Labor OPEX	CF	9300005749	11/30/2012	13.47
53401000	AWWSC Labor OPEX	CF	9300005749	11/30/2012	(308.59)
53401000	AWWSC Labor OPEX	CF	9300005749	11/30/2012	269.47
53401000	AWWSC Labor OPEX	CF	9300005749	11/30/2012	3.74
53401000	AWWSC Labor OPEX	CF	9300005749	11/30/2012	180.19
53401000	AWWSC Labor OPEX	CF	9300005750	11/30/2012	784.82
53401000	AWWSC Labor OPEX	CF	9300005750	11/30/2012	17.24
53401000	AWWSC Labor OPEX	CF	9300005750	11/30/2012	1,016.86
53401000	AWWSC Labor OPEX	CF	9300005750	11/30/2012	19.31
53401000	AWWSC Labor OPEX	CF	9300005751	11/30/2012	456.34
53401000	AWWSC Labor OPEX	CF	9300005751	11/30/2012	236.04
53401000	AWWSC Labor OPEX	CF	9300005751	11/30/2012	339.66
53401000	AWWSC Labor OPEX	CF	9300005751	11/30/2012	21.92
53401000	AWWSC Labor OPEX	CF	9300005751	11/30/2012	33.34
53401000	AWWSC Labor OPEX	CF	9300005752	11/30/2012	736.49
53401000	AWWSC Labor OPEX	CF	9300005752	11/30/2012	16.49
53401000	AWWSC Labor OPEX	CF	9300005752	11/30/2012	343.95
53401000	AWWSC Labor OPEX	CF	9300005752	11/30/2012	13.64
53401000	AWWSC Labor OPEX	CF	9300005753	11/30/2012	53.27
53401000	AWWSC Labor OPEX	CF	9300005753	11/30/2012	922.21
53401000	AWWSC Labor OPEX	CF	9300005753	11/30/2012	(22.65)
53401000	AWWSC Labor OPEX	CF	9300005754	11/30/2012	(163.62)
53401000	AWWSC Labor OPEX	CF	9300005754	11/30/2012	(156.31)
53401000	AWWSC Labor OPEX	CF	9300005754	11/30/2012	(2,264.04)
53401000	AWWSC Labor OPEX	CF	9300005754	11/30/2012	(350.62)
53401000	AWWSC Labor OPEX	CF	9300005754	11/30/2012	8.12
53401000	AWWSC Labor OPEX	CF	9300005754	11/30/2012	5.77
53401000	AWWSC Labor OPEX	CF	9300005755	11/30/2012	19.30
53401000	AWWSC Labor OPEX	CF	9300005755	11/30/2012	230.89
53401000	AWWSC Labor OPEX	CF	9300005756	11/30/2012	(169.09)
53401000	AWWSC Labor OPEX	CF	9300005756	11/30/2012	(89.96)
53401000	AWWSC Labor OPEX	CF	9300005756	11/30/2012	6.18
53401000	AWWSC Labor OPEX	CF	9300005756	11/30/2012	65.09
53401000	AWWSC Labor OPEX	CF	9300005757	11/30/2012	46.82
53401000	AWWSC Labor OPEX	CF	9300005757	11/30/2012	139.02
53401000	AWWSC Labor OPEX	CF	9300005757	11/30/2012	(160.06)
53401000	AWWSC Labor OPEX	CF	9300005758	11/30/2012	(126.48)
53401000	AWWSC Labor OPEX	CF	9300005758	11/30/2012	14.11
53401000	AWWSC Labor OPEX	CF	9300005758	11/30/2012	22.83
53401000	AWWSC Labor OPEX	CF	9300005758	11/30/2012	27.05
53401000	AWWSC Labor OPEX	CF	9300005759	11/30/2012	239.39
53401000	AWWSC Labor OPEX	CF	9300005759	11/30/2012	447.99
53401000	AWWSC Labor OPEX	CF	9300005759	11/30/2012	23.98
53401000	AWWSC Labor OPEX	CF	9300005759	11/30/2012	50.44
53401000	AWWSC Labor OPEX	CF	9300005760	11/30/2012	(518.27)
53401000	AWWSC Labor OPEX	CF	9300005760	11/30/2012	835.90
53401000	AWWSC Labor OPEX	CF	9300005760	11/30/2012	186.52
53401000	AWWSC Labor OPEX	CF	9300005760	11/30/2012	(5,373.73)
53401000	AWWSC Labor OPEX	CF	9300005760	11/30/2012	2,643.92

## Kentucky American Water Company

Case No. 2012-00520

Response to PSC DR1, Item 31

Account	Description	Doc Type	Document Number	Posting Date	Amount
53401000	AWWSC Labor OPEX	CF	9300005761	11/30/2012	24.44
53401000	AWWSC Labor OPEX	CF	9300005761	11/30/2012	(15.69)
53401000	AWWSC Labor OPEX	CF	9300005761	11/30/2012	828.45
53401000	AWWSC Labor OPEX	CF	9300005762	11/30/2012	(28.59)
53401000	AWWSC Labor OPEX	CF	9300005762	11/30/2012	16.50
53401000	AWWSC Labor OPEX	CF	9300005762	11/30/2012	16.48
53401000	AWWSC Labor OPEX	CF	9300005762	11/30/2012	2.92
53401000	AWWSC Labor OPEX	CF	9300005762	11/30/2012	3.58
53401000	AWWSC Labor OPEX	CF	9300005763	11/30/2012	9.08
53401000	AWWSC Labor OPEX	CF	9300005763	11/30/2012	20.68
53401000	AWWSC Labor OPEX	CF	9300005763	11/30/2012	0.08
53401100	AWWSC Pension OPEX	CF	9300005738	11/30/2012	191.17
53401100	AWWSC Pension OPEX	CF	9300005738	11/30/2012	444.51
53401100	AWWSC Pension OPEX	CF	9300005738	11/30/2012	85.96
53401100	AWWSC Pension OPEX	CF	9300005739	11/30/2012	384.31
53401100	AWWSC Pension OPEX	CF	9300005739	11/30/2012	190.26
53401100	AWWSC Pension OPEX	CF	9300005739	11/30/2012	434.09
53401100	AWWSC Pension OPEX	CF	9300005740	11/30/2012	92.26
53401100	AWWSC Pension OPEX	CF	9300005740	11/30/2012	133.52
53401100	AWWSC Pension OPEX	CF	9300005740	11/30/2012	256.18
53401100	AWWSC Pension OPEX	CF	9300005740	11/30/2012	326.90
53401100	AWWSC Pension OPEX	CF	9300005741	11/30/2012	510.17
53401100	AWWSC Pension OPEX	CF	9300005741	11/30/2012	57.69
53401100	AWWSC Pension OPEX	CF	9300005741	11/30/2012	198.53
53401100	AWWSC Pension OPEX	CF	9300005742	11/30/2012	266.21
53401100	AWWSC Pension OPEX	CF	9300005742	11/30/2012	124.77
53401100	AWWSC Pension OPEX	CF	9300005742	11/30/2012	240.02
53401100	AWWSC Pension OPEX	CF	9300005742	11/30/2012	309.68
53401100	AWWSC Pension OPEX	CF	9300005743	11/30/2012	133.21
53401100	AWWSC Pension OPEX	CF	9300005743	11/30/2012	629.15
53401100	AWWSC Pension OPEX	CF	9300005743	11/30/2012	108.46
53401100	AWWSC Pension OPEX	CF	9300005744	11/30/2012	50.23
53401100	AWWSC Pension OPEX	CF	9300005744	11/30/2012	710.64
53401100	AWWSC Pension OPEX	CF	9300005744	11/30/2012	77.57
53401100	AWWSC Pension OPEX	CF	9300005745	11/30/2012	4,024.66
53401100	AWWSC Pension OPEX	CF	9300005745	11/30/2012	270.92
53401100	AWWSC Pension OPEX	CF	9300005747	11/30/2012	588.34
53401100	AWWSC Pension OPEX	CF	9300005747	11/30/2012	1,148.59
53401100	AWWSC Pension OPEX	CF	9300005748	11/30/2012	96.10
53401100	AWWSC Pension OPEX	CF	9300005748	11/30/2012	109.87
53401100	AWWSC Pension OPEX	CF	9300005748	11/30/2012	263.49
53401100	AWWSC Pension OPEX	CF	9300005749	11/30/2012	626.49
53401100	AWWSC Pension OPEX	CF	9300005749	11/30/2012	322.05
53401100	AWWSC Pension OPEX	CF	9300005749	11/30/2012	388.15
53401100	AWWSC Pension OPEX	CF	9300005749	11/30/2012	159.45
53401100	AWWSC Pension OPEX	CF	9300005750	11/30/2012	254.06
53401100	AWWSC Pension OPEX	CF	9300005750	11/30/2012	345.93
53401100	AWWSC Pension OPEX	CF	9300005750	11/30/2012	213.39
53401100	AWWSC Pension OPEX	CF	9300005750	11/30/2012	613.41
53401100	AWWSC Pension OPEX	CF	9300005751	11/30/2012	2,238.01
53401100	AWWSC Pension OPEX	CF	9300005751	11/30/2012	3,309.80
53401100	AWWSC Pension OPEX	CF	9300005751	11/30/2012	873.40
53401100	AWWSC Pension OPEX	CF	9300005751	11/30/2012	501.95

Kentucky American Water Company  
Case No. 2012-00520  
Response to PSC DR1, Item 31

Account	Description	Doc Type	Document Number	Posting Date	Amount
53401100	AWWSC Pension OPEX	CF	9300005751	11/30/2012	263.44
53401100	AWWSC Pension OPEX	CF	9300005751	11/30/2012	668.38
53401100	AWWSC Pension OPEX	CF	9300005752	11/30/2012	861.69
53401100	AWWSC Pension OPEX	CF	9300005752	11/30/2012	35.31
53401100	AWWSC Pension OPEX	CF	9300005752	11/30/2012	2,040.66
53401100	AWWSC Pension OPEX	CF	9300005752	11/30/2012	141.50
53401100	AWWSC Pension OPEX	CF	9300005752	11/30/2012	204.72
53401100	AWWSC Pension OPEX	CF	9300005753	11/30/2012	110.26
53401100	AWWSC Pension OPEX	CF	9300005753	11/30/2012	359.88
53401100	AWWSC Pension OPEX	CF	9300005753	11/30/2012	141.74
53401100	AWWSC Pension OPEX	CF	9300005753	11/30/2012	213.04
53401100	AWWSC Pension OPEX	CF	9300005754	11/30/2012	271.15
53401100	AWWSC Pension OPEX	CF	9300005754	11/30/2012	273.15
53401100	AWWSC Pension OPEX	CF	9300005754	11/30/2012	247.91
53401100	AWWSC Pension OPEX	CF	9300005755	11/30/2012	106.42
53401100	AWWSC Pension OPEX	CF	9300005755	11/30/2012	73.27
53401100	AWWSC Pension OPEX	CF	9300005755	11/30/2012	121.49
53401100	AWWSC Pension OPEX	CF	9300005756	11/30/2012	116.15
53401100	AWWSC Pension OPEX	CF	9300005756	11/30/2012	130.00
53401100	AWWSC Pension OPEX	CF	9300005756	11/30/2012	52.36
53401100	AWWSC Pension OPEX	CF	9300005757	11/30/2012	176.78
53401100	AWWSC Pension OPEX	CF	9300005757	11/30/2012	80.55
53401100	AWWSC Pension OPEX	CF	9300005757	11/30/2012	60.45
53401100	AWWSC Pension OPEX	CF	9300005757	11/30/2012	48.04
53401100	AWWSC Pension OPEX	CF	9300005758	11/30/2012	282.32
53401100	AWWSC Pension OPEX	CF	9300005758	11/30/2012	51.28
53401100	AWWSC Pension OPEX	CF	9300005758	11/30/2012	41.48
53401100	AWWSC Pension OPEX	CF	9300005758	11/30/2012	41.99
53401100	AWWSC Pension OPEX	CF	9300005758	11/30/2012	49.24
53401100	AWWSC Pension OPEX	CF	9300005759	11/30/2012	100.86
53401100	AWWSC Pension OPEX	CF	9300005759	11/30/2012	32.23
53401100	AWWSC Pension OPEX	CF	9300005760	11/30/2012	2,036.33
53401100	AWWSC Pension OPEX	CF	9300005760	11/30/2012	988.91
53401100	AWWSC Pension OPEX	CF	9300005760	11/30/2012	1,875.27
53401100	AWWSC Pension OPEX	CF	9300005760	11/30/2012	1,694.80
53401100	AWWSC Pension OPEX	CF	9300005761	11/30/2012	3,410.84
53401100	AWWSC Pension OPEX	CF	9300005761	11/30/2012	1,651.57
53401100	AWWSC Pension OPEX	CF	9300005761	11/30/2012	1,319.84
53401100	AWWSC Pension OPEX	CF	9300005761	11/30/2012	1,284.78
53401100	AWWSC Pension OPEX	CF	9300005761	11/30/2012	1,922.06
53401100	AWWSC Pension OPEX	CF	9300005762	11/30/2012	12.25
53401100	AWWSC Pension OPEX	CF	9300005762	11/30/2012	25.45
53401100	AWWSC Pension OPEX	CF	9300005762	11/30/2012	10.52
53401100	AWWSC Pension OPEX	CF	9300005762	11/30/2012	7.48
53401100	AWWSC Pension OPEX	CF	9300005763	11/30/2012	24.96
53401100	AWWSC Pension OPEX	CF	9300005763	11/30/2012	9.77
53401100	AWWSC Pension OPEX	CF	9300005763	11/30/2012	8.16
53401200	AWWSC Group Ins OPEX	CF	9300005034	11/30/2012	0.04
53401200	AWWSC Group Ins OPEX	CF	9300005035	11/30/2012	(3.51)
53401200	AWWSC Group Ins OPEX	CF	9300005037	11/30/2012	4,871.05
53401200	AWWSC Group Ins OPEX	CF	9300005039	11/30/2012	3.41
53401200	AWWSC Group Ins OPEX	CF	9300005040	11/30/2012	63.60
53401200	AWWSC Group Ins OPEX	CF	9300005041	11/30/2012	3,600.83

Kentucky American Water Company  
Case No. 2012-00520  
Response to PSC DR1, Item 31

Account	Description	Doc Type	Document Number	Posting Date	Amount
53401200	AWWSC Group Ins OPEX	CF	9300005056	11/30/2012	0.61
53401200	AWWSC Group Ins OPEX	CF	9300005057	11/30/2012	2.30
53401200	AWWSC Group Ins OPEX	CF	9300005058	11/30/2012	(0.85)
53401200	AWWSC Group Ins OPEX	CF	9300005059	11/30/2012	(0.05)
53401200	AWWSC Group Ins OPEX	CF	9300005060	11/30/2012	0.59
53401200	AWWSC Group Ins OPEX	CF	9300005061	11/30/2012	0.43
53401200	AWWSC Group Ins OPEX	CF	9300005065	11/30/2012	21.45
53401200	AWWSC Group Ins OPEX	CF	9300005066	11/30/2012	6.23
53401200	AWWSC Group Ins OPEX	CF	9300005067	11/30/2012	52.53
53401200	AWWSC Group Ins OPEX	CF	9300005068	11/30/2012	5.96
53401200	AWWSC Group Ins OPEX	CF	9300005069	11/30/2012	0.29
53401200	AWWSC Group Ins OPEX	CF	9300005070	11/30/2012	1.28
53401200	AWWSC Group Ins OPEX	CF	9300005077	11/30/2012	11.44
53401200	AWWSC Group Ins OPEX	CF	9300005078	11/30/2012	0.08
53401200	AWWSC Group Ins OPEX	CF	9300005079	11/30/2012	4.29
53401200	AWWSC Group Ins OPEX	CF	9300005081	11/30/2012	8.75
53401200	AWWSC Group Ins OPEX	CF	9300005082	11/30/2012	5.83
53401200	AWWSC Group Ins OPEX	CF	9300005083	11/30/2012	1.94
53401200	AWWSC Group Ins OPEX	CF	9300005333	11/30/2012	55.51
53401200	AWWSC Group Ins OPEX	CF	9300005334	11/30/2012	6.07
53401200	AWWSC Group Ins OPEX	CF	9300005335	11/30/2012	76.41
53401200	AWWSC Group Ins OPEX	CF	9300005336	11/30/2012	43.31
53401200	AWWSC Group Ins OPEX	CF	9300005337	11/30/2012	56.46
53401200	AWWSC Group Ins OPEX	CF	9300005338	11/30/2012	352.66
53401200	AWWSC Group Ins OPEX	CF	9300005339	11/30/2012	150.24
53401200	AWWSC Group Ins OPEX	CF	9300005340	11/30/2012	214.73
53401200	AWWSC Group Ins OPEX	CF	9300005341	11/30/2012	384.59
53401200	AWWSC Group Ins OPEX	CF	9300005342	11/30/2012	965.52
53401200	AWWSC Group Ins OPEX	CF	9300005343	11/30/2012	3,532.44
53401200	AWWSC Group Ins OPEX	CF	9300005344	11/30/2012	51.31
53401200	AWWSC Group Ins OPEX	CF	9300005345	11/30/2012	229.52
53401200	AWWSC Group Ins OPEX	CF	9300005346	11/30/2012	39.91
53401200	AWWSC Group Ins OPEX	CF	9300005347	11/30/2012	9.90
53401200	AWWSC Group Ins OPEX	CF	9300005349	11/30/2012	0.88
53401200	AWWSC Group Ins OPEX	CF	9300005352	11/30/2012	161.84
53401200	AWWSC Group Ins OPEX	CF	9300005353	11/30/2012	34.35
53401200	AWWSC Group Ins OPEX	CF	9300005354	11/30/2012	0.63
53401200	AWWSC Group Ins OPEX	CF	9300005355	11/30/2012	(0.37)
53401200	AWWSC Group Ins OPEX	CF	9300005356	11/30/2012	10.46
53401200	AWWSC Group Ins OPEX	CF	9300005357	11/30/2012	25.19
53401200	AWWSC Group Ins OPEX	CF	9300005360	11/30/2012	0.17
53401200	AWWSC Group Ins OPEX	CF	9300005361	11/30/2012	121.00
53401200	AWWSC Group Ins OPEX	CF	9300005362	11/30/2012	131.59
53401200	AWWSC Group Ins OPEX	CF	9300005363	11/30/2012	38.35
53401200	AWWSC Group Ins OPEX	CF	9300005368	11/30/2012	(26.45)
53401200	AWWSC Group Ins OPEX	CF	9300005370	11/30/2012	3.05
53401200	AWWSC Group Ins OPEX	CF	9300005371	11/30/2012	401.94
53401200	AWWSC Group Ins OPEX	CF	9300005372	11/30/2012	61.60
53401200	AWWSC Group Ins OPEX	CF	9300005373	11/30/2012	44.15
53401200	AWWSC Group Ins OPEX	CF	9300005374	11/30/2012	78.43
53401200	AWWSC Group Ins OPEX	CF	9300005375	11/30/2012	34.74
53401200	AWWSC Group Ins OPEX	CF	9300005377	11/30/2012	204.44
53401200	AWWSC Group Ins OPEX	CF	9300005380	11/30/2012	44.47



## Kentucky American Water Company

Case No. 2012-00520

Response to PSC DR1, Item 31

Account	Description	Doc Type	Document Number	Posting Date	Amount
53401200	AWWSC Group Ins OPEX	CF	9300005381	11/30/2012	65.20
53401200	AWWSC Group Ins OPEX	CF	9300005382	11/30/2012	71.54
53401200	AWWSC Group Ins OPEX	CF	9300005383	11/30/2012	44.33
53401200	AWWSC Group Ins OPEX	CF	9300005389	11/30/2012	1.17
53401200	AWWSC Group Ins OPEX	CF	9300005390	11/30/2012	4.04
53401200	AWWSC Group Ins OPEX	CF	9300005391	11/30/2012	101.40
53401200	AWWSC Group Ins OPEX	CF	9300005393	11/30/2012	29.01
53401200	AWWSC Group Ins OPEX	CF	9300005394	11/30/2012	22.36
53401200	AWWSC Group Ins OPEX	CF	9300005395	11/30/2012	16.29
53401200	AWWSC Group Ins OPEX	CF	9300005396	11/30/2012	10.23
53401200	AWWSC Group Ins OPEX	CF	9300005397	11/30/2012	47.72
53401200	AWWSC Group Ins OPEX	CF	9300005398	11/30/2012	19.67
53401200	AWWSC Group Ins OPEX	CF	9300005400	11/30/2012	22.16
53401200	AWWSC Group Ins OPEX	CF	9300005401	11/30/2012	17.17
53401200	AWWSC Group Ins OPEX	CF	9300005402	11/30/2012	0.48
53401200	AWWSC Group Ins OPEX	CF	9300005403	11/30/2012	36.73
53401200	AWWSC Group Ins OPEX	CF	9300005404	11/30/2012	20.54
53401200	AWWSC Group Ins OPEX	CF	9300005408	11/30/2012	6.42
53401200	AWWSC Group Ins OPEX	CF	9300005410	11/30/2012	51.56
53401200	AWWSC Group Ins OPEX	CF	9300005411	11/30/2012	19.14
53401200	AWWSC Group Ins OPEX	CF	9300005412	11/30/2012	297.57
53401200	AWWSC Group Ins OPEX	CF	9300005413	11/30/2012	32.04
53401200	AWWSC Group Ins OPEX	CF	9300005416	11/30/2012	(2.28)
53401200	AWWSC Group Ins OPEX	CF	9300005420	11/30/2012	(8.72)
53401200	AWWSC Group Ins OPEX	CF	9300005437	11/30/2012	60.06
53401200	AWWSC Group Ins OPEX	CF	9300005438	11/30/2012	95.00
53401200	AWWSC Group Ins OPEX	CF	9300005439	11/30/2012	428.02
53401200	AWWSC Group Ins OPEX	CF	9300005440	11/30/2012	117.19
53401200	AWWSC Group Ins OPEX	CF	9300005441	11/30/2012	96.31
53401200	AWWSC Group Ins OPEX	CF	9300005442	11/30/2012	136.85
53401200	AWWSC Group Ins OPEX	CF	9300005443	11/30/2012	258.96
53401200	AWWSC Group Ins OPEX	CF	9300005444	11/30/2012	300.03
53401200	AWWSC Group Ins OPEX	CF	9300005445	11/30/2012	64.09
53401200	AWWSC Group Ins OPEX	CF	9300005446	11/30/2012	(4.28)
53401200	AWWSC Group Ins OPEX	CF	9300005447	11/30/2012	155.43
53401200	AWWSC Group Ins OPEX	CF	9300005449	11/30/2012	19.42
53401200	AWWSC Group Ins OPEX	CF	9300005451	11/30/2012	7.12
53401200	AWWSC Group Ins OPEX	CF	9300005452	11/30/2012	174.10
53401200	AWWSC Group Ins OPEX	CF	9300005454	11/30/2012	218.50
53401200	AWWSC Group Ins OPEX	CF	9300005458	11/30/2012	390.05
53401200	AWWSC Group Ins OPEX	CF	9300005459	11/30/2012	155.28
53401200	AWWSC Group Ins OPEX	CF	9300005460	11/30/2012	122.60
53401200	AWWSC Group Ins OPEX	CF	9300005461	11/30/2012	244.31
53401200	AWWSC Group Ins OPEX	CF	9300005462	11/30/2012	129.09
53401200	AWWSC Group Ins OPEX	CF	9300005463	11/30/2012	136.81
53401200	AWWSC Group Ins OPEX	CF	9300005464	11/30/2012	184.42
53401200	AWWSC Group Ins OPEX	CF	9300005465	11/30/2012	196.24
53401200	AWWSC Group Ins OPEX	CF	9300005466	11/30/2012	704.60
53401200	AWWSC Group Ins OPEX	CF	9300005468	11/30/2012	81.55
53401200	AWWSC Group Ins OPEX	CF	9300005469	11/30/2012	178.84
53401200	AWWSC Group Ins OPEX	CF	9300005470	11/30/2012	1.54
53401200	AWWSC Group Ins OPEX	CF	9300005472	11/30/2012	65.92
53401200	AWWSC Group Ins OPEX	CF	9300005473	11/30/2012	114.80

## Kentucky American Water Company

Case No. 2012-00520

Response to PSC DR1, Item 31

Account	Description	Doc Type	Document Number	Posting Date	Amount
53401200	AWWSC Group Ins OPEX	CF	9300005474	11/30/2012	0.75
53401200	AWWSC Group Ins OPEX	CF	9300005477	11/30/2012	78.57
53401200	AWWSC Group Ins OPEX	CF	9300005478	11/30/2012	96.40
53401200	AWWSC Group Ins OPEX	CF	9300005481	11/30/2012	(9.14)
53401200	AWWSC Group Ins OPEX	CF	9300005483	11/30/2012	67.36
53401200	AWWSC Group Ins OPEX	CF	9300005484	11/30/2012	35.60
53401200	AWWSC Group Ins OPEX	CF	9300005488	11/30/2012	34.02
53401200	AWWSC Group Ins OPEX	CF	9300005491	11/30/2012	64.66
53401200	AWWSC Group Ins OPEX	CF	9300005492	11/30/2012	301.01
53401200	AWWSC Group Ins OPEX	CF	9300005493	11/30/2012	165.49
53401200	AWWSC Group Ins OPEX	CF	9300005494	11/30/2012	33.24
53401200	AWWSC Group Ins OPEX	CF	9300005495	11/30/2012	208.46
53401200	AWWSC Group Ins OPEX	CF	9300005497	11/30/2012	53.66
53401200	AWWSC Group Ins OPEX	CF	9300005499	11/30/2012	3.43
53401200	AWWSC Group Ins OPEX	CF	9300005500	11/30/2012	81.02
53401200	AWWSC Group Ins OPEX	CF	9300005502	11/30/2012	162.16
53401200	AWWSC Group Ins OPEX	CF	9300005503	11/30/2012	(0.78)
53401200	AWWSC Group Ins OPEX	CF	9300005506	11/30/2012	484.64
53401200	AWWSC Group Ins OPEX	CF	9300005508	11/30/2012	60.17
53401200	AWWSC Group Ins OPEX	CF	9300005513	11/30/2012	(9.34)
53401200	AWWSC Group Ins OPEX	CF	9300005515	11/30/2012	200.04
53401200	AWWSC Group Ins OPEX	CF	9300005517	11/30/2012	123.01
53401200	AWWSC Group Ins OPEX	CF	9300005518	11/30/2012	68.70
53401200	AWWSC Group Ins OPEX	CF	9300005520	11/30/2012	268.61
53401200	AWWSC Group Ins OPEX	CF	9300005521	11/30/2012	1.97
53401200	AWWSC Group Ins OPEX	CF	9300005522	11/30/2012	105.27
53401200	AWWSC Group Ins OPEX	CF	9300005523	11/30/2012	139.26
53401200	AWWSC Group Ins OPEX	CF	9300005525	11/30/2012	1.61
53401200	AWWSC Group Ins OPEX	CF	9300005527	11/30/2012	48.96
53401200	AWWSC Group Ins OPEX	CF	9300005529	11/30/2012	54.39
53401200	AWWSC Group Ins OPEX	CF	9300005530	11/30/2012	167.76
53401200	AWWSC Group Ins OPEX	CF	9300005531	11/30/2012	219.20
53401200	AWWSC Group Ins OPEX	CF	9300005533	11/30/2012	5.27
53401200	AWWSC Group Ins OPEX	CF	9300005534	11/30/2012	0.28
53401200	AWWSC Group Ins OPEX	CF	9300005535	11/30/2012	114.63
53401200	AWWSC Group Ins OPEX	CF	9300005536	11/30/2012	0.25
53401200	AWWSC Group Ins OPEX	CF	9300005538	11/30/2012	254.19
53401200	AWWSC Group Ins OPEX	CF	9300005539	11/30/2012	494.13
53401200	AWWSC Group Ins OPEX	CF	9300005543	11/30/2012	369.59
53401200	AWWSC Group Ins OPEX	CF	9300005544	11/30/2012	236.76
53401200	AWWSC Group Ins OPEX	CF	9300005545	11/30/2012	900.03
53401200	AWWSC Group Ins OPEX	CF	9300005548	11/30/2012	2,127.69
53401200	AWWSC Group Ins OPEX	CF	9300005549	11/30/2012	443.02
53401200	AWWSC Group Ins OPEX	CF	9300005550	11/30/2012	149.35
53401200	AWWSC Group Ins OPEX	CF	9300005555	11/30/2012	6.07
53401200	AWWSC Group Ins OPEX	CF	9300005556	11/30/2012	18.01
53401200	AWWSC Group Ins OPEX	CF	9300005557	11/30/2012	5.83
53401200	AWWSC Group Ins OPEX	CF	9300005558	11/30/2012	(0.25)
53401200	AWWSC Group Ins OPEX	CF	9300005559	11/30/2012	0.53
53401200	AWWSC Group Ins OPEX	CF	9300005560	11/30/2012	(1.10)
53401200	AWWSC Group Ins OPEX	CF	9300005561	11/30/2012	(0.03)
53401200	AWWSC Group Ins OPEX	CF	9300005562	11/30/2012	31.88
53401200	AWWSC Group Ins OPEX	CF	9300005563	11/30/2012	0.46

Kentucky American Water Company  
Case No. 2012-00520  
Response to PSC DR1, Item 31

Account	Description	Doc Type	Document Number	Posting Date	Amount
53401200	AWWSC Group Ins OPEX	CF	9300005564	11/30/2012	3.83
53401200	AWWSC Group Ins OPEX	CF	9300005574	11/30/2012	234.99
53401200	AWWSC Group Ins OPEX	CF	9300005575	11/30/2012	74.72
53401200	AWWSC Group Ins OPEX	CF	9300005580	11/30/2012	237.93
53401200	AWWSC Group Ins OPEX	CF	9300005581	11/30/2012	220.26
53401200	AWWSC Group Ins OPEX	CF	9300005583	11/30/2012	237.77
53401200	AWWSC Group Ins OPEX	CF	9300005585	11/30/2012	207.10
53401200	AWWSC Group Ins OPEX	CF	9300005586	11/30/2012	276.07
53401200	AWWSC Group Ins OPEX	CF	9300005587	11/30/2012	132.36
53401200	AWWSC Group Ins OPEX	CF	9300005589	11/30/2012	94.99
53401200	AWWSC Group Ins OPEX	CF	9300005590	11/30/2012	47.88
53401200	AWWSC Group Ins OPEX	CF	9300005592	11/30/2012	6.81
53401200	AWWSC Group Ins OPEX	CF	9300005594	11/30/2012	219.71
53401200	AWWSC Group Ins OPEX	CF	9300005595	11/30/2012	214.06
53401200	AWWSC Group Ins OPEX	CF	9300005597	11/30/2012	220.04
53401200	AWWSC Group Ins OPEX	CF	9300005598	11/30/2012	21.85
53401200	AWWSC Group Ins OPEX	CF	9300005599	11/30/2012	75.28
53401200	AWWSC Group Ins OPEX	CF	9300005600	11/30/2012	15.55
53401200	AWWSC Group Ins OPEX	CF	9300005602	11/30/2012	(48.23)
53401200	AWWSC Group Ins OPEX	CF	9300005603	11/30/2012	738.84
53401200	AWWSC Group Ins OPEX	CF	9300005605	11/30/2012	528.81
53401200	AWWSC Group Ins OPEX	CF	9300005606	11/30/2012	7,840.05
53401200	AWWSC Group Ins OPEX	CF	9300005607	11/30/2012	1,100.41
53401200	AWWSC Group Ins OPEX	CF	9300005610	11/30/2012	211.10
53401200	AWWSC Group Ins OPEX	CF	9300005611	11/30/2012	267.92
53401200	AWWSC Group Ins OPEX	CF	9300005612	11/30/2012	211.94
53401200	AWWSC Group Ins OPEX	CF	9300005613	11/30/2012	1,232.93
53401200	AWWSC Group Ins OPEX	CF	9300005614	11/30/2012	10.29
53401200	AWWSC Group Ins OPEX	CF	9300005615	11/30/2012	823.72
53401200	AWWSC Group Ins OPEX	CF	9300005616	11/30/2012	883.46
53401200	AWWSC Group Ins OPEX	CF	9300005617	11/30/2012	11.19
53401200	AWWSC Group Ins OPEX	CF	9300005619	11/30/2012	0.10
53401200	AWWSC Group Ins OPEX	CF	9300005620	11/30/2012	332.02
53401200	AWWSC Group Ins OPEX	CF	9300005621	11/30/2012	173.08
53401200	AWWSC Group Ins OPEX	CF	9300005622	11/30/2012	151.81
53401200	AWWSC Group Ins OPEX	CF	9300005623	11/30/2012	18.37
53401200	AWWSC Group Ins OPEX	CF	9300005624	11/30/2012	30.24
53401200	AWWSC Group Ins OPEX	CF	9300005738	11/30/2012	72.36
53401200	AWWSC Group Ins OPEX	CF	9300005738	11/30/2012	83.84
53401200	AWWSC Group Ins OPEX	CF	9300005738	11/30/2012	16.10
53401200	AWWSC Group Ins OPEX	CF	9300005738	11/30/2012	8.42
53401200	AWWSC Group Ins OPEX	CF	9300005739	11/30/2012	104.64
53401200	AWWSC Group Ins OPEX	CF	9300005739	11/30/2012	68.65
53401200	AWWSC Group Ins OPEX	CF	9300005739	11/30/2012	81.34
53401200	AWWSC Group Ins OPEX	CF	9300005739	11/30/2012	(598.72)
53401200	AWWSC Group Ins OPEX	CF	9300005740	11/30/2012	59.56
53401200	AWWSC Group Ins OPEX	CF	9300005740	11/30/2012	25.00
53401200	AWWSC Group Ins OPEX	CF	9300005740	11/30/2012	47.93
53401200	AWWSC Group Ins OPEX	CF	9300005740	11/30/2012	103.67
53401200	AWWSC Group Ins OPEX	CF	9300005741	11/30/2012	128.52
53401200	AWWSC Group Ins OPEX	CF	9300005741	11/30/2012	44.94
53401200	AWWSC Group Ins OPEX	CF	9300005741	11/30/2012	11.24
53401200	AWWSC Group Ins OPEX	CF	9300005741	11/30/2012	70.20

## Kentucky American Water Company

Case No. 2012-00520

Response to PSC DR1, Item 31

Account	Description	Doc Type	Document Number	Posting Date	Amount
53401200	AWWSC Group Ins OPEX	CF	9300005742	11/30/2012	110.78
53401200	AWWSC Group Ins OPEX	CF	9300005742	11/30/2012	52.65
53401200	AWWSC Group Ins OPEX	CF	9300005742	11/30/2012	174.32
53401200	AWWSC Group Ins OPEX	CF	9300005743	11/30/2012	43.58
53401200	AWWSC Group Ins OPEX	CF	9300005743	11/30/2012	24.17
53401200	AWWSC Group Ins OPEX	CF	9300005743	11/30/2012	243.16
53401200	AWWSC Group Ins OPEX	CF	9300005743	11/30/2012	20.31
53401200	AWWSC Group Ins OPEX	CF	9300005744	11/30/2012	2.35
53401200	AWWSC Group Ins OPEX	CF	9300005744	11/30/2012	135.87
53401200	AWWSC Group Ins OPEX	CF	9300005744	11/30/2012	304.85
53401200	AWWSC Group Ins OPEX	CF	9300005745	11/30/2012	851.69
53401200	AWWSC Group Ins OPEX	CF	9300005745	11/30/2012	90.37
53401200	AWWSC Group Ins OPEX	CF	9300005745	11/30/2012	50.94
53401200	AWWSC Group Ins OPEX	CF	9300005745	11/30/2012	(2.70)
53401200	AWWSC Group Ins OPEX	CF	9300005745	11/30/2012	26.43
53401200	AWWSC Group Ins OPEX	CF	9300005746	11/30/2012	4.21
53401200	AWWSC Group Ins OPEX	CF	9300005746	11/30/2012	1.38
53401200	AWWSC Group Ins OPEX	CF	9300005746	11/30/2012	0.11
53401200	AWWSC Group Ins OPEX	CF	9300005747	11/30/2012	86.18
53401200	AWWSC Group Ins OPEX	CF	9300005747	11/30/2012	18.26
53401200	AWWSC Group Ins OPEX	CF	9300005747	11/30/2012	322.11
53401200	AWWSC Group Ins OPEX	CF	9300005747	11/30/2012	93.16
53401200	AWWSC Group Ins OPEX	CF	9300005747	11/30/2012	(4.14)
53401200	AWWSC Group Ins OPEX	CF	9300005748	11/30/2012	65.77
53401200	AWWSC Group Ins OPEX	CF	9300005748	11/30/2012	135.87
53401200	AWWSC Group Ins OPEX	CF	9300005748	11/30/2012	79.47
53401200	AWWSC Group Ins OPEX	CF	9300005749	11/30/2012	116.76
53401200	AWWSC Group Ins OPEX	CF	9300005749	11/30/2012	29.10
53401200	AWWSC Group Ins OPEX	CF	9300005749	11/30/2012	95.20
53401200	AWWSC Group Ins OPEX	CF	9300005749	11/30/2012	58.03
53401200	AWWSC Group Ins OPEX	CF	9300005750	11/30/2012	221.93
53401200	AWWSC Group Ins OPEX	CF	9300005750	11/30/2012	39.96
53401200	AWWSC Group Ins OPEX	CF	9300005750	11/30/2012	642.00
53401200	AWWSC Group Ins OPEX	CF	9300005750	11/30/2012	116.73
53401200	AWWSC Group Ins OPEX	CF	9300005751	11/30/2012	747.43
53401200	AWWSC Group Ins OPEX	CF	9300005751	11/30/2012	246.21
53401200	AWWSC Group Ins OPEX	CF	9300005751	11/30/2012	166.33
53401200	AWWSC Group Ins OPEX	CF	9300005751	11/30/2012	50.14
53401200	AWWSC Group Ins OPEX	CF	9300005751	11/30/2012	132.27
53401200	AWWSC Group Ins OPEX	CF	9300005752	11/30/2012	161.35
53401200	AWWSC Group Ins OPEX	CF	9300005752	11/30/2012	6.61
53401200	AWWSC Group Ins OPEX	CF	9300005752	11/30/2012	550.66
53401200	AWWSC Group Ins OPEX	CF	9300005752	11/30/2012	93.41
53401200	AWWSC Group Ins OPEX	CF	9300005752	11/30/2012	38.33
53401200	AWWSC Group Ins OPEX	CF	9300005753	11/30/2012	8.86
53401200	AWWSC Group Ins OPEX	CF	9300005753	11/30/2012	128.52
53401200	AWWSC Group Ins OPEX	CF	9300005753	11/30/2012	26.85
53401200	AWWSC Group Ins OPEX	CF	9300005753	11/30/2012	35.00
53401200	AWWSC Group Ins OPEX	CF	9300005754	11/30/2012	54.42
53401200	AWWSC Group Ins OPEX	CF	9300005754	11/30/2012	(14.16)
53401200	AWWSC Group Ins OPEX	CF	9300005754	11/30/2012	(243.45)
53401200	AWWSC Group Ins OPEX	CF	9300005754	11/30/2012	47.63
53401200	AWWSC Group Ins OPEX	CF	9300005755	11/30/2012	(82.76)

## Kentucky American Water Company

Case No. 2012-00520

Response to PSC DR1, Item 31

Account	Description	Doc Type	Document Number	Posting Date	Amount
53401200	AWWSC Group Ins OPEX	CF	9300005755	11/30/2012	19.93
53401200	AWWSC Group Ins OPEX	CF	9300005755	11/30/2012	22.75
53401200	AWWSC Group Ins OPEX	CF	9300005755	11/30/2012	33.64
53401200	AWWSC Group Ins OPEX	CF	9300005755	11/30/2012	25.12
53401200	AWWSC Group Ins OPEX	CF	9300005756	11/30/2012	7.91
53401200	AWWSC Group Ins OPEX	CF	9300005756	11/30/2012	(6.33)
53401200	AWWSC Group Ins OPEX	CF	9300005756	11/30/2012	19.53
53401200	AWWSC Group Ins OPEX	CF	9300005757	11/30/2012	37.71
53401200	AWWSC Group Ins OPEX	CF	9300005757	11/30/2012	22.65
53401200	AWWSC Group Ins OPEX	CF	9300005757	11/30/2012	(4.04)
53401200	AWWSC Group Ins OPEX	CF	9300005757	11/30/2012	(21.57)
53401200	AWWSC Group Ins OPEX	CF	9300005757	11/30/2012	(52.58)
53401200	AWWSC Group Ins OPEX	CF	9300005758	11/30/2012	75.87
53401200	AWWSC Group Ins OPEX	CF	9300005758	11/30/2012	12.63
53401200	AWWSC Group Ins OPEX	CF	9300005758	11/30/2012	9.53
53401200	AWWSC Group Ins OPEX	CF	9300005758	11/30/2012	11.31
53401200	AWWSC Group Ins OPEX	CF	9300005758	11/30/2012	13.24
53401200	AWWSC Group Ins OPEX	CF	9300005759	11/30/2012	44.08
53401200	AWWSC Group Ins OPEX	CF	9300005759	11/30/2012	11.69
53401200	AWWSC Group Ins OPEX	CF	9300005759	11/30/2012	0.53
53401200	AWWSC Group Ins OPEX	CF	9300005760	11/30/2012	(180.60)
53401200	AWWSC Group Ins OPEX	CF	9300005760	11/30/2012	378.58
53401200	AWWSC Group Ins OPEX	CF	9300005760	11/30/2012	(658.04)
53401200	AWWSC Group Ins OPEX	CF	9300005760	11/30/2012	350.90
53401200	AWWSC Group Ins OPEX	CF	9300005760	11/30/2012	663.23
53401200	AWWSC Group Ins OPEX	CF	9300005760	11/30/2012	240.57
53401200	AWWSC Group Ins OPEX	CF	9300005761	11/30/2012	690.03
53401200	AWWSC Group Ins OPEX	CF	9300005761	11/30/2012	320.53
53401200	AWWSC Group Ins OPEX	CF	9300005761	11/30/2012	240.97
53401200	AWWSC Group Ins OPEX	CF	9300005761	11/30/2012	478.06
53401200	AWWSC Group Ins OPEX	CF	9300005762	11/30/2012	(3.12)
53401200	AWWSC Group Ins OPEX	CF	9300005762	11/30/2012	3.52
53401200	AWWSC Group Ins OPEX	CF	9300005762	11/30/2012	6.60
53401200	AWWSC Group Ins OPEX	CF	9300005762	11/30/2012	2.75
53401200	AWWSC Group Ins OPEX	CF	9300005762	11/30/2012	1.76
53401200	AWWSC Group Ins OPEX	CF	9300005763	11/30/2012	6.98
53401200	AWWSC Group Ins OPEX	CF	9300005763	11/30/2012	1.83
53401200	AWWSC Group Ins OPEX	CF	9300005763	11/30/2012	3.68
53401200	AWWSC Group Ins OPEX	CF	9300005763	11/30/2012	0.02
53401300	AWWSC Other Ben OPEX	CF	9300005034	11/30/2012	(0.75)
53401300	AWWSC Other Ben OPEX	CF	9300005035	11/30/2012	(1.63)
53401300	AWWSC Other Ben OPEX	CF	9300005037	11/30/2012	517.40
53401300	AWWSC Other Ben OPEX	CF	9300005039	11/30/2012	0.04
53401300	AWWSC Other Ben OPEX	CF	9300005040	11/30/2012	(0.83)
53401300	AWWSC Other Ben OPEX	CF	9300005041	11/30/2012	479.63
53401300	AWWSC Other Ben OPEX	CF	9300005042	11/30/2012	303.90
53401300	AWWSC Other Ben OPEX	CF	9300005043	11/30/2012	18.90
53401300	AWWSC Other Ben OPEX	CF	9300005056	11/30/2012	1.29
53401300	AWWSC Other Ben OPEX	CF	9300005057	11/30/2012	3.11
53401300	AWWSC Other Ben OPEX	CF	9300005058	11/30/2012	(1.17)
53401300	AWWSC Other Ben OPEX	CF	9300005059	11/30/2012	(0.02)
53401300	AWWSC Other Ben OPEX	CF	9300005060	11/30/2012	0.02
53401300	AWWSC Other Ben OPEX	CF	9300005061	11/30/2012	0.17

## Kentucky American Water Company

Case No. 2012-00520

Response to PSC DR1, Item 31

Account	Description	Doc Type	Document Number	Posting Date	Amount
53401300	AWWSC Other Ben OPEX	CF	9300005065	11/30/2012	23.82
53401300	AWWSC Other Ben OPEX	CF	9300005066	11/30/2012	1.70
53401300	AWWSC Other Ben OPEX	CF	9300005067	11/30/2012	27.86
53401300	AWWSC Other Ben OPEX	CF	9300005068	11/30/2012	3.16
53401300	AWWSC Other Ben OPEX	CF	9300005069	11/30/2012	0.11
53401300	AWWSC Other Ben OPEX	CF	9300005070	11/30/2012	0.42
53401300	AWWSC Other Ben OPEX	CF	9300005077	11/30/2012	7.98
53401300	AWWSC Other Ben OPEX	CF	9300005078	11/30/2012	0.67
53401300	AWWSC Other Ben OPEX	CF	9300005079	11/30/2012	9.52
53401300	AWWSC Other Ben OPEX	CF	9300005081	11/30/2012	2.53
53401300	AWWSC Other Ben OPEX	CF	9300005082	11/30/2012	2.86
53401300	AWWSC Other Ben OPEX	CF	9300005083	11/30/2012	0.26
53401300	AWWSC Other Ben OPEX	CF	9300005333	11/30/2012	0.79
53401300	AWWSC Other Ben OPEX	CF	9300005334	11/30/2012	9.35
53401300	AWWSC Other Ben OPEX	CF	9300005335	11/30/2012	8.13
53401300	AWWSC Other Ben OPEX	CF	9300005336	11/30/2012	0.11
53401300	AWWSC Other Ben OPEX	CF	9300005337	11/30/2012	8.45
53401300	AWWSC Other Ben OPEX	CF	9300005338	11/30/2012	20.05
53401300	AWWSC Other Ben OPEX	CF	9300005339	11/30/2012	(307.65)
53401300	AWWSC Other Ben OPEX	CF	9300005340	11/30/2012	38.45
53401300	AWWSC Other Ben OPEX	CF	9300005341	11/30/2012	103.12
53401300	AWWSC Other Ben OPEX	CF	9300005342	11/30/2012	101.93
53401300	AWWSC Other Ben OPEX	CF	9300005343	11/30/2012	372.71
53401300	AWWSC Other Ben OPEX	CF	9300005344	11/30/2012	3.41
53401300	AWWSC Other Ben OPEX	CF	9300005345	11/30/2012	311.86
53401300	AWWSC Other Ben OPEX	CF	9300005346	11/30/2012	1,079.59
53401300	AWWSC Other Ben OPEX	CF	9300005347	11/30/2012	0.76
53401300	AWWSC Other Ben OPEX	CF	9300005349	11/30/2012	5.21
53401300	AWWSC Other Ben OPEX	CF	9300005352	11/30/2012	148.68
53401300	AWWSC Other Ben OPEX	CF	9300005353	11/30/2012	18.07
53401300	AWWSC Other Ben OPEX	CF	9300005354	11/30/2012	0.34
53401300	AWWSC Other Ben OPEX	CF	9300005356	11/30/2012	2.24
53401300	AWWSC Other Ben OPEX	CF	9300005358	11/30/2012	25.89
53401300	AWWSC Other Ben OPEX	CF	9300005360	11/30/2012	0.68
53401300	AWWSC Other Ben OPEX	CF	9300005361	11/30/2012	57.74
53401300	AWWSC Other Ben OPEX	CF	9300005362	11/30/2012	22.85
53401300	AWWSC Other Ben OPEX	CF	9300005363	11/30/2012	27.37
53401300	AWWSC Other Ben OPEX	CF	9300005368	11/30/2012	(4.08)
53401300	AWWSC Other Ben OPEX	CF	9300005370	11/30/2012	110.35
53401300	AWWSC Other Ben OPEX	CF	9300005371	11/30/2012	129.93
53401300	AWWSC Other Ben OPEX	CF	9300005372	11/30/2012	78.07
53401300	AWWSC Other Ben OPEX	CF	9300005373	11/30/2012	63.51
53401300	AWWSC Other Ben OPEX	CF	9300005374	11/30/2012	59.03
53401300	AWWSC Other Ben OPEX	CF	9300005375	11/30/2012	39.35
53401300	AWWSC Other Ben OPEX	CF	9300005377	11/30/2012	24.06
53401300	AWWSC Other Ben OPEX	CF	9300005380	11/30/2012	37.01
53401300	AWWSC Other Ben OPEX	CF	9300005381	11/30/2012	286.66
53401300	AWWSC Other Ben OPEX	CF	9300005382	11/30/2012	85.39
53401300	AWWSC Other Ben OPEX	CF	9300005383	11/30/2012	21.48
53401300	AWWSC Other Ben OPEX	CF	9300005386	11/30/2012	93.83
53401300	AWWSC Other Ben OPEX	CF	9300005389	11/30/2012	0.56
53401300	AWWSC Other Ben OPEX	CF	9300005390	11/30/2012	6.47
53401300	AWWSC Other Ben OPEX	CF	9300005391	11/30/2012	15.40

## Kentucky American Water Company

Case No. 2012-00520

Response to PSC DR1, Item 31

Account	Description	Doc Type	Document Number	Posting Date	Amount
53401300	AWWSC Other Ben OPEX	CF	9300005392	11/30/2012	1.08
53401300	AWWSC Other Ben OPEX	CF	9300005393	11/30/2012	18.34
53401300	AWWSC Other Ben OPEX	CF	9300005394	11/30/2012	10.61
53401300	AWWSC Other Ben OPEX	CF	9300005395	11/30/2012	11.22
53401300	AWWSC Other Ben OPEX	CF	9300005396	11/30/2012	2.49
53401300	AWWSC Other Ben OPEX	CF	9300005397	11/30/2012	13.37
53401300	AWWSC Other Ben OPEX	CF	9300005398	11/30/2012	3.72
53401300	AWWSC Other Ben OPEX	CF	9300005400	11/30/2012	4.29
53401300	AWWSC Other Ben OPEX	CF	9300005401	11/30/2012	5.00
53401300	AWWSC Other Ben OPEX	CF	9300005402	11/30/2012	0.13
53401300	AWWSC Other Ben OPEX	CF	9300005403	11/30/2012	13.89
53401300	AWWSC Other Ben OPEX	CF	9300005404	11/30/2012	3.87
53401300	AWWSC Other Ben OPEX	CF	9300005408	11/30/2012	6.51
53401300	AWWSC Other Ben OPEX	CF	9300005410	11/30/2012	26.42
53401300	AWWSC Other Ben OPEX	CF	9300005411	11/30/2012	61.07
53401300	AWWSC Other Ben OPEX	CF	9300005412	11/30/2012	86.71
53401300	AWWSC Other Ben OPEX	CF	9300005413	11/30/2012	20.54
53401300	AWWSC Other Ben OPEX	CF	9300005420	11/30/2012	9.35
53401300	AWWSC Other Ben OPEX	CF	9300005421	11/30/2012	16.08
53401300	AWWSC Other Ben OPEX	CF	9300005432	11/30/2012	7.83
53401300	AWWSC Other Ben OPEX	CF	9300005433	11/30/2012	21.27
53401300	AWWSC Other Ben OPEX	CF	9300005434	11/30/2012	14.44
53401300	AWWSC Other Ben OPEX	CF	9300005437	11/30/2012	30.91
53401300	AWWSC Other Ben OPEX	CF	9300005438	11/30/2012	18.33
53401300	AWWSC Other Ben OPEX	CF	9300005439	11/30/2012	116.51
53401300	AWWSC Other Ben OPEX	CF	9300005440	11/30/2012	64.41
53401300	AWWSC Other Ben OPEX	CF	9300005441	11/30/2012	14.55
53401300	AWWSC Other Ben OPEX	CF	9300005442	11/30/2012	51.13
53401300	AWWSC Other Ben OPEX	CF	9300005443	11/30/2012	25.69
53401300	AWWSC Other Ben OPEX	CF	9300005444	11/30/2012	175.46
53401300	AWWSC Other Ben OPEX	CF	9300005445	11/30/2012	315.39
53401300	AWWSC Other Ben OPEX	CF	9300005446	11/30/2012	(1.72)
53401300	AWWSC Other Ben OPEX	CF	9300005447	11/30/2012	116.31
53401300	AWWSC Other Ben OPEX	CF	9300005449	11/30/2012	5.62
53401300	AWWSC Other Ben OPEX	CF	9300005451	11/30/2012	83.02
53401300	AWWSC Other Ben OPEX	CF	9300005452	11/30/2012	48.24
53401300	AWWSC Other Ben OPEX	CF	9300005453	11/30/2012	745.55
53401300	AWWSC Other Ben OPEX	CF	9300005454	11/30/2012	175.90
53401300	AWWSC Other Ben OPEX	CF	9300005456	11/30/2012	14.09
53401300	AWWSC Other Ben OPEX	CF	9300005458	11/30/2012	352.07
53401300	AWWSC Other Ben OPEX	CF	9300005459	11/30/2012	138.48
53401300	AWWSC Other Ben OPEX	CF	9300005460	11/30/2012	133.28
53401300	AWWSC Other Ben OPEX	CF	9300005461	11/30/2012	141.64
53401300	AWWSC Other Ben OPEX	CF	9300005462	11/30/2012	30.79
53401300	AWWSC Other Ben OPEX	CF	9300005463	11/30/2012	95.27
53401300	AWWSC Other Ben OPEX	CF	9300005464	11/30/2012	93.86
53401300	AWWSC Other Ben OPEX	CF	9300005465	11/30/2012	93.82
53401300	AWWSC Other Ben OPEX	CF	9300005466	11/30/2012	397.32
53401300	AWWSC Other Ben OPEX	CF	9300005468	11/30/2012	52.80
53401300	AWWSC Other Ben OPEX	CF	9300005469	11/30/2012	92.93
53401300	AWWSC Other Ben OPEX	CF	9300005470	11/30/2012	1,219.07
53401300	AWWSC Other Ben OPEX	CF	9300005472	11/30/2012	8.74
53401300	AWWSC Other Ben OPEX	CF	9300005473	11/30/2012	5.50

## Kentucky American Water Company

Case No. 2012-00520

Response to PSC DR1, Item 31

Account	Description	Doc Type	Document Number	Posting Date	Amount
53401300	AWWSC Other Ben OPEX	CF	9300005474	11/30/2012	0.69
53401300	AWWSC Other Ben OPEX	CF	9300005477	11/30/2012	55.33
53401300	AWWSC Other Ben OPEX	CF	9300005478	11/30/2012	63.11
53401300	AWWSC Other Ben OPEX	CF	9300005481	11/30/2012	(1.19)
53401300	AWWSC Other Ben OPEX	CF	9300005483	11/30/2012	46.96
53401300	AWWSC Other Ben OPEX	CF	9300005484	11/30/2012	25.74
53401300	AWWSC Other Ben OPEX	CF	9300005485	11/30/2012	26.61
53401300	AWWSC Other Ben OPEX	CF	9300005488	11/30/2012	15.43
53401300	AWWSC Other Ben OPEX	CF	9300005491	11/30/2012	27.23
53401300	AWWSC Other Ben OPEX	CF	9300005492	11/30/2012	449.09
53401300	AWWSC Other Ben OPEX	CF	9300005493	11/30/2012	66.85
53401300	AWWSC Other Ben OPEX	CF	9300005495	11/30/2012	159.30
53401300	AWWSC Other Ben OPEX	CF	9300005496	11/30/2012	3.12
53401300	AWWSC Other Ben OPEX	CF	9300005497	11/30/2012	1.40
53401300	AWWSC Other Ben OPEX	CF	9300005499	11/30/2012	1.13
53401300	AWWSC Other Ben OPEX	CF	9300005500	11/30/2012	47.51
53401300	AWWSC Other Ben OPEX	CF	9300005502	11/30/2012	75.93
53401300	AWWSC Other Ben OPEX	CF	9300005503	11/30/2012	(0.28)
53401300	AWWSC Other Ben OPEX	CF	9300005506	11/30/2012	299.24
53401300	AWWSC Other Ben OPEX	CF	9300005508	11/30/2012	67.61
53401300	AWWSC Other Ben OPEX	CF	9300005513	11/30/2012	(5.82)
53401300	AWWSC Other Ben OPEX	CF	9300005515	11/30/2012	174.39
53401300	AWWSC Other Ben OPEX	CF	9300005517	11/30/2012	96.43
53401300	AWWSC Other Ben OPEX	CF	9300005518	11/30/2012	28.55
53401300	AWWSC Other Ben OPEX	CF	9300005520	11/30/2012	115.23
53401300	AWWSC Other Ben OPEX	CF	9300005521	11/30/2012	13.35
53401300	AWWSC Other Ben OPEX	CF	9300005522	11/30/2012	48.58
53401300	AWWSC Other Ben OPEX	CF	9300005523	11/30/2012	97.99
53401300	AWWSC Other Ben OPEX	CF	9300005524	11/30/2012	357.00
53401300	AWWSC Other Ben OPEX	CF	9300005525	11/30/2012	1.12
53401300	AWWSC Other Ben OPEX	CF	9300005529	11/30/2012	113.94
53401300	AWWSC Other Ben OPEX	CF	9300005530	11/30/2012	111.03
53401300	AWWSC Other Ben OPEX	CF	9300005531	11/30/2012	128.25
53401300	AWWSC Other Ben OPEX	CF	9300005533	11/30/2012	90.60
53401300	AWWSC Other Ben OPEX	CF	9300005534	11/30/2012	3.80
53401300	AWWSC Other Ben OPEX	CF	9300005535	11/30/2012	81.66
53401300	AWWSC Other Ben OPEX	CF	9300005537	11/30/2012	3.21
53401300	AWWSC Other Ben OPEX	CF	9300005538	11/30/2012	330.16
53401300	AWWSC Other Ben OPEX	CF	9300005539	11/30/2012	295.49
53401300	AWWSC Other Ben OPEX	CF	9300005543	11/30/2012	63.87
53401300	AWWSC Other Ben OPEX	CF	9300005544	11/30/2012	85.09
53401300	AWWSC Other Ben OPEX	CF	9300005545	11/30/2012	246.31
53401300	AWWSC Other Ben OPEX	CF	9300005548	11/30/2012	451.80
53401300	AWWSC Other Ben OPEX	CF	9300005549	11/30/2012	170.16
53401300	AWWSC Other Ben OPEX	CF	9300005550	11/30/2012	25.39
53401300	AWWSC Other Ben OPEX	CF	9300005555	11/30/2012	1.95
53401300	AWWSC Other Ben OPEX	CF	9300005556	11/30/2012	3.34
53401300	AWWSC Other Ben OPEX	CF	9300005557	11/30/2012	0.78
53401300	AWWSC Other Ben OPEX	CF	9300005558	11/30/2012	(0.11)
53401300	AWWSC Other Ben OPEX	CF	9300005559	11/30/2012	0.21
53401300	AWWSC Other Ben OPEX	CF	9300005560	11/30/2012	(0.78)
53401300	AWWSC Other Ben OPEX	CF	9300005561	11/30/2012	(0.41)
53401300	AWWSC Other Ben OPEX	CF	9300005562	11/30/2012	22.34



## Kentucky American Water Company

Case No. 2012-00520

Response to PSC DR1, Item 31

Account	Description	Doc Type	Document Number	Posting Date	Amount
53401300	AWWSC Other Ben OPEX	CF	9300005563	11/30/2012	0.08
53401300	AWWSC Other Ben OPEX	CF	9300005564	11/30/2012	2.73
53401300	AWWSC Other Ben OPEX	CF	9300005574	11/30/2012	54.83
53401300	AWWSC Other Ben OPEX	CF	9300005575	11/30/2012	26.06
53401300	AWWSC Other Ben OPEX	CF	9300005580	11/30/2012	151.94
53401300	AWWSC Other Ben OPEX	CF	9300005581	11/30/2012	36.74
53401300	AWWSC Other Ben OPEX	CF	9300005583	11/30/2012	84.12
53401300	AWWSC Other Ben OPEX	CF	9300005585	11/30/2012	132.72
53401300	AWWSC Other Ben OPEX	CF	9300005586	11/30/2012	70.99
53401300	AWWSC Other Ben OPEX	CF	9300005587	11/30/2012	265.88
53401300	AWWSC Other Ben OPEX	CF	9300005588	11/30/2012	(5.94)
53401300	AWWSC Other Ben OPEX	CF	9300005589	11/30/2012	62.83
53401300	AWWSC Other Ben OPEX	CF	9300005590	11/30/2012	98.78
53401300	AWWSC Other Ben OPEX	CF	9300005591	11/30/2012	426.40
53401300	AWWSC Other Ben OPEX	CF	9300005592	11/30/2012	43.38
53401300	AWWSC Other Ben OPEX	CF	9300005594	11/30/2012	135.27
53401300	AWWSC Other Ben OPEX	CF	9300005595	11/30/2012	31.30
53401300	AWWSC Other Ben OPEX	CF	9300005597	11/30/2012	88.97
53401300	AWWSC Other Ben OPEX	CF	9300005598	11/30/2012	4.40
53401300	AWWSC Other Ben OPEX	CF	9300005600	11/30/2012	(14.02)
53401300	AWWSC Other Ben OPEX	CF	9300005602	11/30/2012	1.67
53401300	AWWSC Other Ben OPEX	CF	9300005603	11/30/2012	516.52
53401300	AWWSC Other Ben OPEX	CF	9300005605	11/30/2012	245.73
53401300	AWWSC Other Ben OPEX	CF	9300005606	11/30/2012	3,469.32
53401300	AWWSC Other Ben OPEX	CF	9300005607	11/30/2012	375.84
53401300	AWWSC Other Ben OPEX	CF	9300005610	11/30/2012	116.54
53401300	AWWSC Other Ben OPEX	CF	9300005611	11/30/2012	162.95
53401300	AWWSC Other Ben OPEX	CF	9300005612	11/30/2012	58.65
53401300	AWWSC Other Ben OPEX	CF	9300005613	11/30/2012	322.89
53401300	AWWSC Other Ben OPEX	CF	9300005614	11/30/2012	4.59
53401300	AWWSC Other Ben OPEX	CF	9300005615	11/30/2012	473.63
53401300	AWWSC Other Ben OPEX	CF	9300005616	11/30/2012	377.07
53401300	AWWSC Other Ben OPEX	CF	9300005617	11/30/2012	1.38
53401300	AWWSC Other Ben OPEX	CF	9300005618	11/30/2012	28.24
53401300	AWWSC Other Ben OPEX	CF	9300005619	11/30/2012	1.61
53401300	AWWSC Other Ben OPEX	CF	9300005620	11/30/2012	50.33
53401300	AWWSC Other Ben OPEX	CF	9300005621	11/30/2012	24.27
53401300	AWWSC Other Ben OPEX	CF	9300005622	11/30/2012	32.51
53401300	AWWSC Other Ben OPEX	CF	9300005623	11/30/2012	4.46
53401300	AWWSC Other Ben OPEX	CF	9300005624	11/30/2012	5.56
53401300	AWWSC Other Ben OPEX	CF	9300005738	11/30/2012	0.84
53401300	AWWSC Other Ben OPEX	CF	9300005738	11/30/2012	(150.74)
53401300	AWWSC Other Ben OPEX	CF	9300005738	11/30/2012	(151.58)
53401300	AWWSC Other Ben OPEX	CF	9300005739	11/30/2012	26.22
53401300	AWWSC Other Ben OPEX	CF	9300005739	11/30/2012	30.35
53401300	AWWSC Other Ben OPEX	CF	9300005739	11/30/2012	14.52
53401300	AWWSC Other Ben OPEX	CF	9300005739	11/30/2012	29.81
53401300	AWWSC Other Ben OPEX	CF	9300005740	11/30/2012	6.61
53401300	AWWSC Other Ben OPEX	CF	9300005740	11/30/2012	(20.97)
53401300	AWWSC Other Ben OPEX	CF	9300005741	11/30/2012	20.01
53401300	AWWSC Other Ben OPEX	CF	9300005741	11/30/2012	(8.48)
53401300	AWWSC Other Ben OPEX	CF	9300005741	11/30/2012	2.22
53401300	AWWSC Other Ben OPEX	CF	9300005742	11/30/2012	15.17

## Kentucky American Water Company

Case No. 2012-00520

Response to PSC DR1, Item 31

Account	Description	Doc Type	Document Number	Posting Date	Amount
53401300	AWWSC Other Ben OPEX	CF	9300005742	11/30/2012	158.37
53401300	AWWSC Other Ben OPEX	CF	9300005743	11/30/2012	24.86
53401300	AWWSC Other Ben OPEX	CF	9300005743	11/30/2012	16.56
53401300	AWWSC Other Ben OPEX	CF	9300005743	11/30/2012	(38.80)
53401300	AWWSC Other Ben OPEX	CF	9300005743	11/30/2012	38.87
53401300	AWWSC Other Ben OPEX	CF	9300005744	11/30/2012	4.26
53401300	AWWSC Other Ben OPEX	CF	9300005744	11/30/2012	43.87
53401300	AWWSC Other Ben OPEX	CF	9300005744	11/30/2012	57.93
53401300	AWWSC Other Ben OPEX	CF	9300005744	11/30/2012	15.34
53401300	AWWSC Other Ben OPEX	CF	9300005744	11/30/2012	1.41
53401300	AWWSC Other Ben OPEX	CF	9300005745	11/30/2012	88.99
53401300	AWWSC Other Ben OPEX	CF	9300005745	11/30/2012	112.19
53401300	AWWSC Other Ben OPEX	CF	9300005745	11/30/2012	15.18
53401300	AWWSC Other Ben OPEX	CF	9300005745	11/30/2012	(3.75)
53401300	AWWSC Other Ben OPEX	CF	9300005746	11/30/2012	4.41
53401300	AWWSC Other Ben OPEX	CF	9300005746	11/30/2012	(81.85)
53401300	AWWSC Other Ben OPEX	CF	9300005746	11/30/2012	(0.20)
53401300	AWWSC Other Ben OPEX	CF	9300005747	11/30/2012	40.90
53401300	AWWSC Other Ben OPEX	CF	9300005747	11/30/2012	(22.02)
53401300	AWWSC Other Ben OPEX	CF	9300005747	11/30/2012	3.89
53401300	AWWSC Other Ben OPEX	CF	9300005747	11/30/2012	0.22
53401300	AWWSC Other Ben OPEX	CF	9300005748	11/30/2012	6.00
53401300	AWWSC Other Ben OPEX	CF	9300005748	11/30/2012	47.50
53401300	AWWSC Other Ben OPEX	CF	9300005748	11/30/2012	7.98
53401300	AWWSC Other Ben OPEX	CF	9300005749	11/30/2012	(6.84)
53401300	AWWSC Other Ben OPEX	CF	9300005749	11/30/2012	(39.23)
53401300	AWWSC Other Ben OPEX	CF	9300005749	11/30/2012	12.64
53401300	AWWSC Other Ben OPEX	CF	9300005749	11/30/2012	50.02
53401300	AWWSC Other Ben OPEX	CF	9300005750	11/30/2012	104.38
53401300	AWWSC Other Ben OPEX	CF	9300005750	11/30/2012	(109.66)
53401300	AWWSC Other Ben OPEX	CF	9300005750	11/30/2012	(82.64)
53401300	AWWSC Other Ben OPEX	CF	9300005750	11/30/2012	(63.83)
53401300	AWWSC Other Ben OPEX	CF	9300005751	11/30/2012	(149.78)
53401300	AWWSC Other Ben OPEX	CF	9300005751	11/30/2012	(61.49)
53401300	AWWSC Other Ben OPEX	CF	9300005751	11/30/2012	23.71
53401300	AWWSC Other Ben OPEX	CF	9300005751	11/30/2012	(34.41)
53401300	AWWSC Other Ben OPEX	CF	9300005752	11/30/2012	0.34
53401300	AWWSC Other Ben OPEX	CF	9300005752	11/30/2012	(46.21)
53401300	AWWSC Other Ben OPEX	CF	9300005752	11/30/2012	(116.23)
53401300	AWWSC Other Ben OPEX	CF	9300005752	11/30/2012	20.61
53401300	AWWSC Other Ben OPEX	CF	9300005753	11/30/2012	0.08
53401300	AWWSC Other Ben OPEX	CF	9300005753	11/30/2012	(3.51)
53401300	AWWSC Other Ben OPEX	CF	9300005753	11/30/2012	(45.89)
53401300	AWWSC Other Ben OPEX	CF	9300005753	11/30/2012	(0.64)
53401300	AWWSC Other Ben OPEX	CF	9300005754	11/30/2012	(142.80)
53401300	AWWSC Other Ben OPEX	CF	9300005754	11/30/2012	1.30
53401300	AWWSC Other Ben OPEX	CF	9300005754	11/30/2012	(19.60)
53401300	AWWSC Other Ben OPEX	CF	9300005754	11/30/2012	(201.52)
53401300	AWWSC Other Ben OPEX	CF	9300005754	11/30/2012	0.88
53401300	AWWSC Other Ben OPEX	CF	9300005755	11/30/2012	(8.97)
53401300	AWWSC Other Ben OPEX	CF	9300005755	11/30/2012	40.43
53401300	AWWSC Other Ben OPEX	CF	9300005755	11/30/2012	0.67
53401300	AWWSC Other Ben OPEX	CF	9300005756	11/30/2012	(23.15)

## Kentucky American Water Company

Case No. 2012-00520

Response to PSC DR1, Item 31

Account	Description	Doc Type	Document Number	Posting Date	Amount
53401300	AWWSC Other Ben OPEX	CF	9300005756	11/30/2012	(7.98)
53401300	AWWSC Other Ben OPEX	CF	9300005756	11/30/2012	(4.85)
53401300	AWWSC Other Ben OPEX	CF	9300005756	11/30/2012	2.89
53401300	AWWSC Other Ben OPEX	CF	9300005757	11/30/2012	(15.88)
53401300	AWWSC Other Ben OPEX	CF	9300005757	11/30/2012	46.48
53401300	AWWSC Other Ben OPEX	CF	9300005757	11/30/2012	103.55
53401300	AWWSC Other Ben OPEX	CF	9300005757	11/30/2012	(11.36)
53401300	AWWSC Other Ben OPEX	CF	9300005757	11/30/2012	(9.92)
53401300	AWWSC Other Ben OPEX	CF	9300005758	11/30/2012	0.57
53401300	AWWSC Other Ben OPEX	CF	9300005758	11/30/2012	0.65
53401300	AWWSC Other Ben OPEX	CF	9300005758	11/30/2012	1.16
53401300	AWWSC Other Ben OPEX	CF	9300005759	11/30/2012	152.70
53401300	AWWSC Other Ben OPEX	CF	9300005759	11/30/2012	1.11
53401300	AWWSC Other Ben OPEX	CF	9300005759	11/30/2012	(4.46)
53401300	AWWSC Other Ben OPEX	CF	9300005759	11/30/2012	1.42
53401300	AWWSC Other Ben OPEX	CF	9300005759	11/30/2012	(115.77)
53401300	AWWSC Other Ben OPEX	CF	9300005760	11/30/2012	(23.26)
53401300	AWWSC Other Ben OPEX	CF	9300005760	11/30/2012	23.10
53401300	AWWSC Other Ben OPEX	CF	9300005760	11/30/2012	(519.57)
53401300	AWWSC Other Ben OPEX	CF	9300005760	11/30/2012	(304.51)
53401300	AWWSC Other Ben OPEX	CF	9300005761	11/30/2012	(73.13)
53401300	AWWSC Other Ben OPEX	CF	9300005761	11/30/2012	(216.07)
53401300	AWWSC Other Ben OPEX	CF	9300005761	11/30/2012	(142.44)
53401300	AWWSC Other Ben OPEX	CF	9300005761	11/30/2012	59.82
53401300	AWWSC Other Ben OPEX	CF	9300005762	11/30/2012	(0.85)
53401300	AWWSC Other Ben OPEX	CF	9300005762	11/30/2012	0.73
53401300	AWWSC Other Ben OPEX	CF	9300005762	11/30/2012	18.32
53401300	AWWSC Other Ben OPEX	CF	9300005762	11/30/2012	0.65
53401300	AWWSC Other Ben OPEX	CF	9300005762	11/30/2012	0.09
53401300	AWWSC Other Ben OPEX	CF	9300005763	11/30/2012	0.87
53401300	AWWSC Other Ben OPEX	CF	9300005763	11/30/2012	2.01
53401300	AWWSC Other Ben OPEX	CF	9300005763	11/30/2012	0.66
53401400	AWWSC Cont Svcs OPEX	CF	9300005037	11/30/2012	7,619.09
53401400	AWWSC Cont Svcs OPEX	CF	9300005041	11/30/2012	6,085.53
53401400	AWWSC Cont Svcs OPEX	CF	9300005076	11/30/2012	373.85
53401400	AWWSC Cont Svcs OPEX	CF	9300005079	11/30/2012	1.61
53401400	AWWSC Cont Svcs OPEX	CF	9300005080	11/30/2012	45.81
53401400	AWWSC Cont Svcs OPEX	CF	9300005339	11/30/2012	191.74
53401400	AWWSC Cont Svcs OPEX	CF	9300005341	11/30/2012	36.89
53401400	AWWSC Cont Svcs OPEX	CF	9300005342	11/30/2012	209.02
53401400	AWWSC Cont Svcs OPEX	CF	9300005345	11/30/2012	(4.84)
53401400	AWWSC Cont Svcs OPEX	CF	9300005346	11/30/2012	495.74
53401400	AWWSC Cont Svcs OPEX	CF	9300005352	11/30/2012	7.30
53401400	AWWSC Cont Svcs OPEX	CF	9300005358	11/30/2012	728.58
53401400	AWWSC Cont Svcs OPEX	CF	9300005359	11/30/2012	811.85
53401400	AWWSC Cont Svcs OPEX	CF	9300005361	11/30/2012	(1,064.81)
53401400	AWWSC Cont Svcs OPEX	CF	9300005365	11/30/2012	291.79
53401400	AWWSC Cont Svcs OPEX	CF	9300005370	11/30/2012	2,139.93
53401400	AWWSC Cont Svcs OPEX	CF	9300005372	11/30/2012	95.24
53401400	AWWSC Cont Svcs OPEX	CF	9300005373	11/30/2012	669.23
53401400	AWWSC Cont Svcs OPEX	CF	9300005374	11/30/2012	148.29
53401400	AWWSC Cont Svcs OPEX	CF	9300005375	11/30/2012	2,846.84
53401400	AWWSC Cont Svcs OPEX	CF	9300005380	11/30/2012	388.12

## Kentucky American Water Company

Case No. 2012-00520

Response to PSC DR1, Item 31

Account	Description	Doc Type	Document Number	Posting Date	Amount
53401400	AWWSC Cont Svcs OPEX	CF	9300005381	11/30/2012	1,501.83
53401400	AWWSC Cont Svcs OPEX	CF	9300005382	11/30/2012	782.77
53401400	AWWSC Cont Svcs OPEX	CF	9300005384	11/30/2012	1,135.07
53401400	AWWSC Cont Svcs OPEX	CF	9300005399	11/30/2012	15,941.06
53401400	AWWSC Cont Svcs OPEX	CF	9300005410	11/30/2012	260.02
53401400	AWWSC Cont Svcs OPEX	CF	9300005412	11/30/2012	445.22
53401400	AWWSC Cont Svcs OPEX	CF	9300005422	11/30/2012	17.05
53401400	AWWSC Cont Svcs OPEX	CF	9300005437	11/30/2012	36.52
53401400	AWWSC Cont Svcs OPEX	CF	9300005439	11/30/2012	1,823.71
53401400	AWWSC Cont Svcs OPEX	CF	9300005440	11/30/2012	562.39
53401400	AWWSC Cont Svcs OPEX	CF	9300005441	11/30/2012	2,379.73
53401400	AWWSC Cont Svcs OPEX	CF	9300005442	11/30/2012	818.15
53401400	AWWSC Cont Svcs OPEX	CF	9300005443	11/30/2012	2,046.75
53401400	AWWSC Cont Svcs OPEX	CF	9300005446	11/30/2012	456.85
53401400	AWWSC Cont Svcs OPEX	CF	9300005447	11/30/2012	1,935.04
53401400	AWWSC Cont Svcs OPEX	CF	9300005449	11/30/2012	88.49
53401400	AWWSC Cont Svcs OPEX	CF	9300005451	11/30/2012	0.85
53401400	AWWSC Cont Svcs OPEX	CF	9300005452	11/30/2012	287.56
53401400	AWWSC Cont Svcs OPEX	CF	9300005453	11/30/2012	994.22
53401400	AWWSC Cont Svcs OPEX	CF	9300005454	11/30/2012	1,784.78
53401400	AWWSC Cont Svcs OPEX	CF	9300005458	11/30/2012	1,594.15
53401400	AWWSC Cont Svcs OPEX	CF	9300005459	11/30/2012	1,063.82
53401400	AWWSC Cont Svcs OPEX	CF	9300005460	11/30/2012	648.65
53401400	AWWSC Cont Svcs OPEX	CF	9300005461	11/30/2012	44.31
53401400	AWWSC Cont Svcs OPEX	CF	9300005462	11/30/2012	965.37
53401400	AWWSC Cont Svcs OPEX	CF	9300005464	11/30/2012	264.20
53401400	AWWSC Cont Svcs OPEX	CF	9300005465	11/30/2012	6,288.33
53401400	AWWSC Cont Svcs OPEX	CF	9300005468	11/30/2012	(6.16)
53401400	AWWSC Cont Svcs OPEX	CF	9300005469	11/30/2012	590.71
53401400	AWWSC Cont Svcs OPEX	CF	9300005470	11/30/2012	3,256.42
53401400	AWWSC Cont Svcs OPEX	CF	9300005472	11/30/2012	592.90
53401400	AWWSC Cont Svcs OPEX	CF	9300005473	11/30/2012	0.08
53401400	AWWSC Cont Svcs OPEX	CF	9300005477	11/30/2012	640.82
53401400	AWWSC Cont Svcs OPEX	CF	9300005485	11/30/2012	132.34
53401400	AWWSC Cont Svcs OPEX	CF	9300005486	11/30/2012	82.12
53401400	AWWSC Cont Svcs OPEX	CF	9300005490	11/30/2012	15,697.27
53401400	AWWSC Cont Svcs OPEX	CF	9300005491	11/30/2012	339.26
53401400	AWWSC Cont Svcs OPEX	CF	9300005492	11/30/2012	1,984.81
53401400	AWWSC Cont Svcs OPEX	CF	9300005493	11/30/2012	1,277.73
53401400	AWWSC Cont Svcs OPEX	CF	9300005495	11/30/2012	917.98
53401400	AWWSC Cont Svcs OPEX	CF	9300005499	11/30/2012	1.63
53401400	AWWSC Cont Svcs OPEX	CF	9300005500	11/30/2012	26.39
53401400	AWWSC Cont Svcs OPEX	CF	9300005502	11/30/2012	83.88
53401400	AWWSC Cont Svcs OPEX	CF	9300005504	11/30/2012	680.10
53401400	AWWSC Cont Svcs OPEX	CF	9300005506	11/30/2012	118.29
53401400	AWWSC Cont Svcs OPEX	CF	9300005508	11/30/2012	311.09
53401400	AWWSC Cont Svcs OPEX	CF	9300005510	11/30/2012	(433.78)
53401400	AWWSC Cont Svcs OPEX	CF	9300005512	11/30/2012	220.02
53401400	AWWSC Cont Svcs OPEX	CF	9300005517	11/30/2012	0.42
53401400	AWWSC Cont Svcs OPEX	CF	9300005519	11/30/2012	(256.68)
53401400	AWWSC Cont Svcs OPEX	CF	9300005520	11/30/2012	2,724.20
53401400	AWWSC Cont Svcs OPEX	CF	9300005523	11/30/2012	(0.77)
53401400	AWWSC Cont Svcs OPEX	CF	9300005524	11/30/2012	714.60

## Kentucky American Water Company

Case No. 2012-00520

Response to PSC DR1, Item 31

Account	Description	Doc Type	Document Number	Posting Date	Amount
53401400	AWWSC Cont Svcs OPEX	CF	9300005529	11/30/2012	1,046.43
53401400	AWWSC Cont Svcs OPEX	CF	9300005530	11/30/2012	238.74
53401400	AWWSC Cont Svcs OPEX	CF	9300005533	11/30/2012	1,013.00
53401400	AWWSC Cont Svcs OPEX	CF	9300005535	11/30/2012	(1,503.15)
53401400	AWWSC Cont Svcs OPEX	CF	9300005537	11/30/2012	0.54
53401400	AWWSC Cont Svcs OPEX	CF	9300005538	11/30/2012	(14,602.99)
53401400	AWWSC Cont Svcs OPEX	CF	9300005545	11/30/2012	(323.68)
53401400	AWWSC Cont Svcs OPEX	CF	9300005547	11/30/2012	11.74
53401400	AWWSC Cont Svcs OPEX	CF	9300005560	11/30/2012	(0.45)
53401400	AWWSC Cont Svcs OPEX	CF	9300005564	11/30/2012	112.40
53401400	AWWSC Cont Svcs OPEX	CF	9300005577	11/30/2012	32.45
53401400	AWWSC Cont Svcs OPEX	CF	9300005583	11/30/2012	220.54
53401400	AWWSC Cont Svcs OPEX	CF	9300005585	11/30/2012	7.10
53401400	AWWSC Cont Svcs OPEX	CF	9300005588	11/30/2012	7.96
53401400	AWWSC Cont Svcs OPEX	CF	9300005589	11/30/2012	712.99
53401400	AWWSC Cont Svcs OPEX	CF	9300005592	11/30/2012	0.93
53401400	AWWSC Cont Svcs OPEX	CF	9300005600	11/30/2012	175.20
53401400	AWWSC Cont Svcs OPEX	CF	9300005609	11/30/2012	972.93
53401400	AWWSC Cont Svcs OPEX	CF	9300005615	11/30/2012	1,285.88
53401400	AWWSC Cont Svcs OPEX	CF	9300005616	11/30/2012	2,209.55
53401400	AWWSC Cont Svcs OPEX	CF	9300005738	11/30/2012	(59.08)
53401400	AWWSC Cont Svcs OPEX	CF	9300005740	11/30/2012	20.48
53401400	AWWSC Cont Svcs OPEX	CF	9300005741	11/30/2012	(0.38)
53401400	AWWSC Cont Svcs OPEX	CF	9300005742	11/30/2012	(105.84)
53401400	AWWSC Cont Svcs OPEX	CF	9300005742	11/30/2012	1.42
53401400	AWWSC Cont Svcs OPEX	CF	9300005743	11/30/2012	(61.05)
53401400	AWWSC Cont Svcs OPEX	CF	9300005746	11/30/2012	112.91
53401400	AWWSC Cont Svcs OPEX	CF	9300005746	11/30/2012	(199.94)
53401400	AWWSC Cont Svcs OPEX	CF	9300005747	11/30/2012	23.26
53401400	AWWSC Cont Svcs OPEX	CF	9300005747	11/30/2012	27.18
53401400	AWWSC Cont Svcs OPEX	CF	9300005749	11/30/2012	(32.55)
53401400	AWWSC Cont Svcs OPEX	CF	9300005750	11/30/2012	165.86
53401400	AWWSC Cont Svcs OPEX	CF	9300005752	11/30/2012	76.08
53401400	AWWSC Cont Svcs OPEX	CF	9300005753	11/30/2012	47.84
53401400	AWWSC Cont Svcs OPEX	CF	9300005755	11/30/2012	2,761.69
53401400	AWWSC Cont Svcs OPEX	CF	9300005755	11/30/2012	39.49
53401400	AWWSC Cont Svcs OPEX	CF	9300005756	11/30/2012	81.67
53401400	AWWSC Cont Svcs OPEX	CF	9300005759	11/30/2012	93.47
53401400	AWWSC Cont Svcs OPEX	CF	9300005760	11/30/2012	8.38
53401400	AWWSC Cont Svcs OPEX	CF	9300005760	11/30/2012	(188.25)
53401400	AWWSC Cont Svcs OPEX	CF	9300005761	11/30/2012	(258.40)
53401400	AWWSC Cont Svcs OPEX	CF	9300005762	11/30/2012	0.04
53401500	AWWSC Off Suppl OPEX	CF	9300005035	11/30/2012	122.53
53401500	AWWSC Off Suppl OPEX	CF	9300005037	11/30/2012	1,001.10
53401500	AWWSC Off Suppl OPEX	CF	9300005038	11/30/2012	5.12
53401500	AWWSC Off Suppl OPEX	CF	9300005041	11/30/2012	1,113.11
53401500	AWWSC Off Suppl OPEX	CF	9300005042	11/30/2012	4.66
53401500	AWWSC Off Suppl OPEX	CF	9300005043	11/30/2012	146.48
53401500	AWWSC Off Suppl OPEX	CF	9300005056	11/30/2012	1.77
53401500	AWWSC Off Suppl OPEX	CF	9300005062	11/30/2012	23.00
53401500	AWWSC Off Suppl OPEX	CF	9300005072	11/30/2012	37.49
53401500	AWWSC Off Suppl OPEX	CF	9300005075	11/30/2012	112.29
53401500	AWWSC Off Suppl OPEX	CF	9300005076	11/30/2012	1.33

Kentucky American Water Company  
Case No. 2012-00520  
Response to PSC DR1, Item 31

Account	Description	Doc Type	Document Number	Posting Date	Amount
53401500	AWWSC Off Suppl OPEX	CF	9300005077	11/30/2012	31.17
53401500	AWWSC Off Suppl OPEX	CF	9300005079	11/30/2012	30.09
53401500	AWWSC Off Suppl OPEX	CF	9300005084	11/30/2012	2,189.25
53401500	AWWSC Off Suppl OPEX	CF	9300005333	11/30/2012	582.21
53401500	AWWSC Off Suppl OPEX	CF	9300005335	11/30/2012	3.13
53401500	AWWSC Off Suppl OPEX	CF	9300005337	11/30/2012	4.28
53401500	AWWSC Off Suppl OPEX	CF	9300005338	11/30/2012	911.71
53401500	AWWSC Off Suppl OPEX	CF	9300005339	11/30/2012	137.63
53401500	AWWSC Off Suppl OPEX	CF	9300005340	11/30/2012	515.60
53401500	AWWSC Off Suppl OPEX	CF	9300005341	11/30/2012	192.76
53401500	AWWSC Off Suppl OPEX	CF	9300005342	11/30/2012	81.75
53401500	AWWSC Off Suppl OPEX	CF	9300005343	11/30/2012	1,546.98
53401500	AWWSC Off Suppl OPEX	CF	9300005344	11/30/2012	7.66
53401500	AWWSC Off Suppl OPEX	CF	9300005345	11/30/2012	867.08
53401500	AWWSC Off Suppl OPEX	CF	9300005346	11/30/2012	1,502.52
53401500	AWWSC Off Suppl OPEX	CF	9300005351	11/30/2012	11.86
53401500	AWWSC Off Suppl OPEX	CF	9300005352	11/30/2012	625.10
53401500	AWWSC Off Suppl OPEX	CF	9300005357	11/30/2012	1.42
53401500	AWWSC Off Suppl OPEX	CF	9300005369	11/30/2012	33.30
53401500	AWWSC Off Suppl OPEX	CF	9300005370	11/30/2012	285.52
53401500	AWWSC Off Suppl OPEX	CF	9300005371	11/30/2012	(286.96)
53401500	AWWSC Off Suppl OPEX	CF	9300005372	11/30/2012	71.42
53401500	AWWSC Off Suppl OPEX	CF	9300005373	11/30/2012	127.99
53401500	AWWSC Off Suppl OPEX	CF	9300005374	11/30/2012	157.89
53401500	AWWSC Off Suppl OPEX	CF	9300005375	11/30/2012	32.30
53401500	AWWSC Off Suppl OPEX	CF	9300005378	11/30/2012	34.54
53401500	AWWSC Off Suppl OPEX	CF	9300005380	11/30/2012	113.25
53401500	AWWSC Off Suppl OPEX	CF	9300005381	11/30/2012	41.19
53401500	AWWSC Off Suppl OPEX	CF	9300005382	11/30/2012	334.76
53401500	AWWSC Off Suppl OPEX	CF	9300005387	11/30/2012	55.22
53401500	AWWSC Off Suppl OPEX	CF	9300005388	11/30/2012	21.44
53401500	AWWSC Off Suppl OPEX	CF	9300005389	11/30/2012	32.35
53401500	AWWSC Off Suppl OPEX	CF	9300005391	11/30/2012	103.20
53401500	AWWSC Off Suppl OPEX	CF	9300005392	11/30/2012	130.43
53401500	AWWSC Off Suppl OPEX	CF	9300005393	11/30/2012	3.41
53401500	AWWSC Off Suppl OPEX	CF	9300005395	11/30/2012	2.88
53401500	AWWSC Off Suppl OPEX	CF	9300005396	11/30/2012	188.80
53401500	AWWSC Off Suppl OPEX	CF	9300005398	11/30/2012	30.87
53401500	AWWSC Off Suppl OPEX	CF	9300005399	11/30/2012	657.27
53401500	AWWSC Off Suppl OPEX	CF	9300005400	11/30/2012	20.55
53401500	AWWSC Off Suppl OPEX	CF	9300005401	11/30/2012	6.62
53401500	AWWSC Off Suppl OPEX	CF	9300005402	11/30/2012	17.44
53401500	AWWSC Off Suppl OPEX	CF	9300005403	11/30/2012	19.12
53401500	AWWSC Off Suppl OPEX	CF	9300005408	11/30/2012	11.43
53401500	AWWSC Off Suppl OPEX	CF	9300005409	11/30/2012	14.85
53401500	AWWSC Off Suppl OPEX	CF	9300005410	11/30/2012	161.02
53401500	AWWSC Off Suppl OPEX	CF	9300005411	11/30/2012	0.43
53401500	AWWSC Off Suppl OPEX	CF	9300005412	11/30/2012	252.36
53401500	AWWSC Off Suppl OPEX	CF	9300005413	11/30/2012	39.89
53401500	AWWSC Off Suppl OPEX	CF	9300005414	11/30/2012	115.01
53401500	AWWSC Off Suppl OPEX	CF	9300005416	11/30/2012	35.35
53401500	AWWSC Off Suppl OPEX	CF	9300005417	11/30/2012	209.06
53401500	AWWSC Off Suppl OPEX	CF	9300005419	11/30/2012	20.20

## Kentucky American Water Company

Case No. 2012-00520

Response to PSC DR1, Item 31

Account	Description	Doc Type	Document Number	Posting Date	Amount
53401500	AWWSC Off Suppl OPEX	CF	9300005420	11/30/2012	9.75
53401500	AWWSC Off Suppl OPEX	CF	9300005422	11/30/2012	131.17
53401500	AWWSC Off Suppl OPEX	CF	9300005423	11/30/2012	0.71
53401500	AWWSC Off Suppl OPEX	CF	9300005424	11/30/2012	11.16
53401500	AWWSC Off Suppl OPEX	CF	9300005425	11/30/2012	1.00
53401500	AWWSC Off Suppl OPEX	CF	9300005426	11/30/2012	50.64
53401500	AWWSC Off Suppl OPEX	CF	9300005428	11/30/2012	357.33
53401500	AWWSC Off Suppl OPEX	CF	9300005433	11/30/2012	37.14
53401500	AWWSC Off Suppl OPEX	CF	9300005434	11/30/2012	75.49
53401500	AWWSC Off Suppl OPEX	CF	9300005435	11/30/2012	1.50
53401500	AWWSC Off Suppl OPEX	CF	9300005436	11/30/2012	11.43
53401500	AWWSC Off Suppl OPEX	CF	9300005437	11/30/2012	33.10
53401500	AWWSC Off Suppl OPEX	CF	9300005438	11/30/2012	14.60
53401500	AWWSC Off Suppl OPEX	CF	9300005439	11/30/2012	54.48
53401500	AWWSC Off Suppl OPEX	CF	9300005440	11/30/2012	19.45
53401500	AWWSC Off Suppl OPEX	CF	9300005441	11/30/2012	6.45
53401500	AWWSC Off Suppl OPEX	CF	9300005442	11/30/2012	10.63
53401500	AWWSC Off Suppl OPEX	CF	9300005443	11/30/2012	40.20
53401500	AWWSC Off Suppl OPEX	CF	9300005444	11/30/2012	256.76
53401500	AWWSC Off Suppl OPEX	CF	9300005445	11/30/2012	5.00
53401500	AWWSC Off Suppl OPEX	CF	9300005446	11/30/2012	19.59
53401500	AWWSC Off Suppl OPEX	CF	9300005447	11/30/2012	137.80
53401500	AWWSC Off Suppl OPEX	CF	9300005448	11/30/2012	2.07
53401500	AWWSC Off Suppl OPEX	CF	9300005450	11/30/2012	3.68
53401500	AWWSC Off Suppl OPEX	CF	9300005451	11/30/2012	346.76
53401500	AWWSC Off Suppl OPEX	CF	9300005452	11/30/2012	420.46
53401500	AWWSC Off Suppl OPEX	CF	9300005453	11/30/2012	(21,223.56)
53401500	AWWSC Off Suppl OPEX	CF	9300005454	11/30/2012	247.52
53401500	AWWSC Off Suppl OPEX	CF	9300005455	11/30/2012	7.33
53401500	AWWSC Off Suppl OPEX	CF	9300005458	11/30/2012	184.88
53401500	AWWSC Off Suppl OPEX	CF	9300005459	11/30/2012	885.37
53401500	AWWSC Off Suppl OPEX	CF	9300005460	11/30/2012	33.42
53401500	AWWSC Off Suppl OPEX	CF	9300005461	11/30/2012	128.43
53401500	AWWSC Off Suppl OPEX	CF	9300005462	11/30/2012	152.96
53401500	AWWSC Off Suppl OPEX	CF	9300005463	11/30/2012	489.59
53401500	AWWSC Off Suppl OPEX	CF	9300005464	11/30/2012	260.94
53401500	AWWSC Off Suppl OPEX	CF	9300005465	11/30/2012	176.48
53401500	AWWSC Off Suppl OPEX	CF	9300005466	11/30/2012	94.80
53401500	AWWSC Off Suppl OPEX	CF	9300005467	11/30/2012	45.66
53401500	AWWSC Off Suppl OPEX	CF	9300005468	11/30/2012	223.61
53401500	AWWSC Off Suppl OPEX	CF	9300005469	11/30/2012	344.78
53401500	AWWSC Off Suppl OPEX	CF	9300005470	11/30/2012	318.16
53401500	AWWSC Off Suppl OPEX	CF	9300005472	11/30/2012	67.13
53401500	AWWSC Off Suppl OPEX	CF	9300005473	11/30/2012	523.12
53401500	AWWSC Off Suppl OPEX	CF	9300005474	11/30/2012	113.88
53401500	AWWSC Off Suppl OPEX	CF	9300005475	11/30/2012	32.37
53401500	AWWSC Off Suppl OPEX	CF	9300005477	11/30/2012	(10.15)
53401500	AWWSC Off Suppl OPEX	CF	9300005478	11/30/2012	2.07
53401500	AWWSC Off Suppl OPEX	CF	9300005479	11/30/2012	38.32
53401500	AWWSC Off Suppl OPEX	CF	9300005480	11/30/2012	109.43
53401500	AWWSC Off Suppl OPEX	CF	9300005481	11/30/2012	132.45
53401500	AWWSC Off Suppl OPEX	CF	9300005482	11/30/2012	5.97
53401500	AWWSC Off Suppl OPEX	CF	9300005483	11/30/2012	161.42

Kentucky American Water Company  
Case No. 2012-00520  
Response to PSC DR1, Item 31

Account	Description	Doc Type	Document Number	Posting Date	Amount
53401500	AWWSC Off Suppl OPEX	CF	9300005484	11/30/2012	92.35
53401500	AWWSC Off Suppl OPEX	CF	9300005485	11/30/2012	58.98
53401500	AWWSC Off Suppl OPEX	CF	9300005488	11/30/2012	116.67
53401500	AWWSC Off Suppl OPEX	CF	9300005491	11/30/2012	75.82
53401500	AWWSC Off Suppl OPEX	CF	9300005492	11/30/2012	237.50
53401500	AWWSC Off Suppl OPEX	CF	9300005493	11/30/2012	109.93
53401500	AWWSC Off Suppl OPEX	CF	9300005494	11/30/2012	132.67
53401500	AWWSC Off Suppl OPEX	CF	9300005495	11/30/2012	287.95
53401500	AWWSC Off Suppl OPEX	CF	9300005497	11/30/2012	481.34
53401500	AWWSC Off Suppl OPEX	CF	9300005499	11/30/2012	27.63
53401500	AWWSC Off Suppl OPEX	CF	9300005500	11/30/2012	592.60
53401500	AWWSC Off Suppl OPEX	CF	9300005502	11/30/2012	907.54
53401500	AWWSC Off Suppl OPEX	CF	9300005503	11/30/2012	414.81
53401500	AWWSC Off Suppl OPEX	CF	9300005504	11/30/2012	41.73
53401500	AWWSC Off Suppl OPEX	CF	9300005506	11/30/2012	165.57
53401500	AWWSC Off Suppl OPEX	CF	9300005507	11/30/2012	(502.23)
53401500	AWWSC Off Suppl OPEX	CF	9300005508	11/30/2012	88.58
53401500	AWWSC Off Suppl OPEX	CF	9300005509	11/30/2012	104.08
53401500	AWWSC Off Suppl OPEX	CF	9300005511	11/30/2012	16.60
53401500	AWWSC Off Suppl OPEX	CF	9300005515	11/30/2012	567.16
53401500	AWWSC Off Suppl OPEX	CF	9300005517	11/30/2012	109.39
53401500	AWWSC Off Suppl OPEX	CF	9300005520	11/30/2012	95.84
53401500	AWWSC Off Suppl OPEX	CF	9300005522	11/30/2012	20.66
53401500	AWWSC Off Suppl OPEX	CF	9300005523	11/30/2012	(26.52)
53401500	AWWSC Off Suppl OPEX	CF	9300005524	11/30/2012	7.87
53401500	AWWSC Off Suppl OPEX	CF	9300005527	11/30/2012	216.24
53401500	AWWSC Off Suppl OPEX	CF	9300005529	11/30/2012	229.99
53401500	AWWSC Off Suppl OPEX	CF	9300005530	11/30/2012	507.29
53401500	AWWSC Off Suppl OPEX	CF	9300005531	11/30/2012	(30.30)
53401500	AWWSC Off Suppl OPEX	CF	9300005533	11/30/2012	672.84
53401500	AWWSC Off Suppl OPEX	CF	9300005534	11/30/2012	14.03
53401500	AWWSC Off Suppl OPEX	CF	9300005535	11/30/2012	752.88
53401500	AWWSC Off Suppl OPEX	CF	9300005538	11/30/2012	1,907.05
53401500	AWWSC Off Suppl OPEX	CF	9300005539	11/30/2012	36.61
53401500	AWWSC Off Suppl OPEX	CF	9300005543	11/30/2012	(2,394.63)
53401500	AWWSC Off Suppl OPEX	CF	9300005544	11/30/2012	934.91
53401500	AWWSC Off Suppl OPEX	CF	9300005545	11/30/2012	3,993.85
53401500	AWWSC Off Suppl OPEX	CF	9300005546	11/30/2012	5.56
53401500	AWWSC Off Suppl OPEX	CF	9300005548	11/30/2012	1,074.37
53401500	AWWSC Off Suppl OPEX	CF	9300005549	11/30/2012	336.97
53401500	AWWSC Off Suppl OPEX	CF	9300005550	11/30/2012	608.81
53401500	AWWSC Off Suppl OPEX	CF	9300005551	11/30/2012	237.23
53401500	AWWSC Off Suppl OPEX	CF	9300005552	11/30/2012	3.08
53401500	AWWSC Off Suppl OPEX	CF	9300005553	11/30/2012	17.40
53401500	AWWSC Off Suppl OPEX	CF	9300005554	11/30/2012	125.69
53401500	AWWSC Off Suppl OPEX	CF	9300005555	11/30/2012	22.51
53401500	AWWSC Off Suppl OPEX	CF	9300005562	11/30/2012	40.48
53401500	AWWSC Off Suppl OPEX	CF	9300005563	11/30/2012	97.45
53401500	AWWSC Off Suppl OPEX	CF	9300005564	11/30/2012	25.48
53401500	AWWSC Off Suppl OPEX	CF	9300005565	11/30/2012	0.03
53401500	AWWSC Off Suppl OPEX	CF	9300005566	11/30/2012	1.07
53401500	AWWSC Off Suppl OPEX	CF	9300005567	11/30/2012	(3.81)
53401500	AWWSC Off Suppl OPEX	CF	9300005568	11/30/2012	3,201.20



## Kentucky American Water Company

Case No. 2012-00520

Response to PSC DR1, Item 31

Account	Description	Doc Type	Document Number	Posting Date	Amount
53401500	AWWSC Off Suppl OPEX	CF	9300005569	11/30/2012	283.66
53401500	AWWSC Off Suppl OPEX	CF	9300005573	11/30/2012	57.20
53401500	AWWSC Off Suppl OPEX	CF	9300005574	11/30/2012	(464.42)
53401500	AWWSC Off Suppl OPEX	CF	9300005577	11/30/2012	282.71
53401500	AWWSC Off Suppl OPEX	CF	9300005578	11/30/2012	41.65
53401500	AWWSC Off Suppl OPEX	CF	9300005580	11/30/2012	1,378.07
53401500	AWWSC Off Suppl OPEX	CF	9300005581	11/30/2012	679.64
53401500	AWWSC Off Suppl OPEX	CF	9300005583	11/30/2012	327.31
53401500	AWWSC Off Suppl OPEX	CF	9300005585	11/30/2012	1,507.86
53401500	AWWSC Off Suppl OPEX	CF	9300005586	11/30/2012	734.51
53401500	AWWSC Off Suppl OPEX	CF	9300005587	11/30/2012	3,572.68
53401500	AWWSC Off Suppl OPEX	CF	9300005588	11/30/2012	212.19
53401500	AWWSC Off Suppl OPEX	CF	9300005589	11/30/2012	(2.83)
53401500	AWWSC Off Suppl OPEX	CF	9300005592	11/30/2012	389.38
53401500	AWWSC Off Suppl OPEX	CF	9300005593	11/30/2012	1.17
53401500	AWWSC Off Suppl OPEX	CF	9300005594	11/30/2012	219.49
53401500	AWWSC Off Suppl OPEX	CF	9300005595	11/30/2012	745.62
53401500	AWWSC Off Suppl OPEX	CF	9300005597	11/30/2012	118.51
53401500	AWWSC Off Suppl OPEX	CF	9300005598	11/30/2012	(99.06)
53401500	AWWSC Off Suppl OPEX	CF	9300005600	11/30/2012	(64.47)
53401500	AWWSC Off Suppl OPEX	CF	9300005603	11/30/2012	1,782.30
53401500	AWWSC Off Suppl OPEX	CF	9300005604	11/30/2012	30.92
53401500	AWWSC Off Suppl OPEX	CF	9300005605	11/30/2012	205.67
53401500	AWWSC Off Suppl OPEX	CF	9300005606	11/30/2012	934.73
53401500	AWWSC Off Suppl OPEX	CF	9300005607	11/30/2012	924.40
53401500	AWWSC Off Suppl OPEX	CF	9300005613	11/30/2012	128.63
53401500	AWWSC Off Suppl OPEX	CF	9300005621	11/30/2012	306.80
53401500	AWWSC Off Suppl OPEX	CF	9300005622	11/30/2012	187.56
53401500	AWWSC Off Suppl OPEX	CF	9300005738	11/30/2012	(1,173.18)
53401500	AWWSC Off Suppl OPEX	CF	9300005738	11/30/2012	(625.73)
53401500	AWWSC Off Suppl OPEX	CF	9300005738	11/30/2012	(577.31)
53401500	AWWSC Off Suppl OPEX	CF	9300005738	11/30/2012	(0.93)
53401500	AWWSC Off Suppl OPEX	CF	9300005738	11/30/2012	(65.87)
53401500	AWWSC Off Suppl OPEX	CF	9300005739	11/30/2012	(124.87)
53401500	AWWSC Off Suppl OPEX	CF	9300005739	11/30/2012	13.27
53401500	AWWSC Off Suppl OPEX	CF	9300005740	11/30/2012	(158.18)
53401500	AWWSC Off Suppl OPEX	CF	9300005740	11/30/2012	92.69
53401500	AWWSC Off Suppl OPEX	CF	9300005740	11/30/2012	(55.90)
53401500	AWWSC Off Suppl OPEX	CF	9300005740	11/30/2012	(100.13)
53401500	AWWSC Off Suppl OPEX	CF	9300005741	11/30/2012	(13.94)
53401500	AWWSC Off Suppl OPEX	CF	9300005741	11/30/2012	(64.41)
53401500	AWWSC Off Suppl OPEX	CF	9300005741	11/30/2012	(155.78)
53401500	AWWSC Off Suppl OPEX	CF	9300005741	11/30/2012	(79.53)
53401500	AWWSC Off Suppl OPEX	CF	9300005742	11/30/2012	(16.25)
53401500	AWWSC Off Suppl OPEX	CF	9300005742	11/30/2012	(11.12)
53401500	AWWSC Off Suppl OPEX	CF	9300005742	11/30/2012	26.58
53401500	AWWSC Off Suppl OPEX	CF	9300005742	11/30/2012	439.52
53401500	AWWSC Off Suppl OPEX	CF	9300005743	11/30/2012	30.26
53401500	AWWSC Off Suppl OPEX	CF	9300005743	11/30/2012	(408.03)
53401500	AWWSC Off Suppl OPEX	CF	9300005743	11/30/2012	(177.84)
53401500	AWWSC Off Suppl OPEX	CF	9300005744	11/30/2012	(12.55)
53401500	AWWSC Off Suppl OPEX	CF	9300005744	11/30/2012	1,623.20
53401500	AWWSC Off Suppl OPEX	CF	9300005744	11/30/2012	(13.22)

## Kentucky American Water Company

Case No. 2012-00520

Response to PSC DR1, Item 31

Account	Description	Doc Type	Document Number	Posting Date	Amount
53401500	AWWSC Off Suppl OPEX	CF	9300005745	11/30/2012	(35.18)
53401500	AWWSC Off Suppl OPEX	CF	9300005745	11/30/2012	0.07
53401500	AWWSC Off Suppl OPEX	CF	9300005746	11/30/2012	(6.06)
53401500	AWWSC Off Suppl OPEX	CF	9300005746	11/30/2012	(167.52)
53401500	AWWSC Off Suppl OPEX	CF	9300005746	11/30/2012	(0.84)
53401500	AWWSC Off Suppl OPEX	CF	9300005746	11/30/2012	(1.60)
53401500	AWWSC Off Suppl OPEX	CF	9300005746	11/30/2012	2.27
53401500	AWWSC Off Suppl OPEX	CF	9300005746	11/30/2012	(8.76)
53401500	AWWSC Off Suppl OPEX	CF	9300005747	11/30/2012	(99.85)
53401500	AWWSC Off Suppl OPEX	CF	9300005747	11/30/2012	(310.05)
53401500	AWWSC Off Suppl OPEX	CF	9300005747	11/30/2012	(3.79)
53401500	AWWSC Off Suppl OPEX	CF	9300005748	11/30/2012	35.25
53401500	AWWSC Off Suppl OPEX	CF	9300005748	11/30/2012	(10.00)
53401500	AWWSC Off Suppl OPEX	CF	9300005748	11/30/2012	(162.30)
53401500	AWWSC Off Suppl OPEX	CF	9300005748	11/30/2012	(29.86)
53401500	AWWSC Off Suppl OPEX	CF	9300005748	11/30/2012	44.61
53401500	AWWSC Off Suppl OPEX	CF	9300005748	11/30/2012	(127.48)
53401500	AWWSC Off Suppl OPEX	CF	9300005749	11/30/2012	(208.50)
53401500	AWWSC Off Suppl OPEX	CF	9300005749	11/30/2012	(426.16)
53401500	AWWSC Off Suppl OPEX	CF	9300005749	11/30/2012	(277.44)
53401500	AWWSC Off Suppl OPEX	CF	9300005750	11/30/2012	(133.98)
53401500	AWWSC Off Suppl OPEX	CF	9300005750	11/30/2012	(456.40)
53401500	AWWSC Off Suppl OPEX	CF	9300005750	11/30/2012	46.75
53401500	AWWSC Off Suppl OPEX	CF	9300005750	11/30/2012	(2.63)
53401500	AWWSC Off Suppl OPEX	CF	9300005751	11/30/2012	(317.02)
53401500	AWWSC Off Suppl OPEX	CF	9300005751	11/30/2012	(1,007.39)
53401500	AWWSC Off Suppl OPEX	CF	9300005751	11/30/2012	(8.62)
53401500	AWWSC Off Suppl OPEX	CF	9300005751	11/30/2012	1,338.23
53401500	AWWSC Off Suppl OPEX	CF	9300005751	11/30/2012	(76.82)
53401500	AWWSC Off Suppl OPEX	CF	9300005751	11/30/2012	(432.73)
53401500	AWWSC Off Suppl OPEX	CF	9300005752	11/30/2012	(397.76)
53401500	AWWSC Off Suppl OPEX	CF	9300005752	11/30/2012	(63.84)
53401500	AWWSC Off Suppl OPEX	CF	9300005752	11/30/2012	(11.79)
53401500	AWWSC Off Suppl OPEX	CF	9300005752	11/30/2012	888.75
53401500	AWWSC Off Suppl OPEX	CF	9300005753	11/30/2012	(394.46)
53401500	AWWSC Off Suppl OPEX	CF	9300005753	11/30/2012	(8.86)
53401500	AWWSC Off Suppl OPEX	CF	9300005753	11/30/2012	(97.94)
53401500	AWWSC Off Suppl OPEX	CF	9300005753	11/30/2012	(221.99)
53401500	AWWSC Off Suppl OPEX	CF	9300005753	11/30/2012	(21.39)
53401500	AWWSC Off Suppl OPEX	CF	9300005754	11/30/2012	10.87
53401500	AWWSC Off Suppl OPEX	CF	9300005754	11/30/2012	(13.76)
53401500	AWWSC Off Suppl OPEX	CF	9300005754	11/30/2012	(67.60)
53401500	AWWSC Off Suppl OPEX	CF	9300005755	11/30/2012	(116.75)
53401500	AWWSC Off Suppl OPEX	CF	9300005755	11/30/2012	(1.83)
53401500	AWWSC Off Suppl OPEX	CF	9300005755	11/30/2012	(128.71)
53401500	AWWSC Off Suppl OPEX	CF	9300005756	11/30/2012	25.00
53401500	AWWSC Off Suppl OPEX	CF	9300005756	11/30/2012	(137.66)
53401500	AWWSC Off Suppl OPEX	CF	9300005756	11/30/2012	(33.87)
53401500	AWWSC Off Suppl OPEX	CF	9300005756	11/30/2012	(122.89)
53401500	AWWSC Off Suppl OPEX	CF	9300005756	11/30/2012	(3.91)
53401500	AWWSC Off Suppl OPEX	CF	9300005757	11/30/2012	(50.19)
53401500	AWWSC Off Suppl OPEX	CF	9300005757	11/30/2012	139.72
53401500	AWWSC Off Suppl OPEX	CF	9300005757	11/30/2012	(29.58)

## Kentucky American Water Company

Case No. 2012-00520

Response to PSC DR1, Item 31

Account	Description	Doc Type	Document Number	Posting Date	Amount
53401500	AWWSC Off Suppl OPEX	CF	9300005757	11/30/2012	(31.61)
53401500	AWWSC Off Suppl OPEX	CF	9300005758	11/30/2012	(10.82)
53401500	AWWSC Off Suppl OPEX	CF	9300005758	11/30/2012	(14.47)
53401500	AWWSC Off Suppl OPEX	CF	9300005758	11/30/2012	(86.82)
53401500	AWWSC Off Suppl OPEX	CF	9300005758	11/30/2012	(207.04)
53401500	AWWSC Off Suppl OPEX	CF	9300005758	11/30/2012	(133.94)
53401500	AWWSC Off Suppl OPEX	CF	9300005759	11/30/2012	(109.81)
53401500	AWWSC Off Suppl OPEX	CF	9300005759	11/30/2012	(109.93)
53401500	AWWSC Off Suppl OPEX	CF	9300005759	11/30/2012	(140.60)
53401500	AWWSC Off Suppl OPEX	CF	9300005759	11/30/2012	(1,069.27)
53401500	AWWSC Off Suppl OPEX	CF	9300005760	11/30/2012	577.95
53401500	AWWSC Off Suppl OPEX	CF	9300005760	11/30/2012	(2,398.83)
53401500	AWWSC Off Suppl OPEX	CF	9300005760	11/30/2012	(529.99)
53401500	AWWSC Off Suppl OPEX	CF	9300005760	11/30/2012	(1,103.86)
53401500	AWWSC Off Suppl OPEX	CF	9300005761	11/30/2012	(1,238.03)
53401500	AWWSC Off Suppl OPEX	CF	9300005761	11/30/2012	(129.95)
53401500	AWWSC Off Suppl OPEX	CF	9300005761	11/30/2012	(903.17)
53401500	AWWSC Off Suppl OPEX	CF	9300005761	11/30/2012	(717.21)
53401500	AWWSC Off Suppl OPEX	CF	9300005761	11/30/2012	(1,014.63)
53401500	AWWSC Off Suppl OPEX	CF	9300005762	11/30/2012	0.15
53401500	AWWSC Off Suppl OPEX	CF	9300005762	11/30/2012	10.39
53401500	AWWSC Off Suppl OPEX	CF	9300005762	11/30/2012	(2.38)
53401500	AWWSC Off Suppl OPEX	CF	9300005763	11/30/2012	(12.15)
53401500	AWWSC Off Suppl OPEX	CF	9300005763	11/30/2012	(3.69)
53401500	AWWSC Off Suppl OPEX	CF	9300005763	11/30/2012	(1.78)
53401500	AWWSC Off Suppl OPEX	CF	9300005763	11/30/2012	(5.20)
53401500	AWWSC Off Suppl OPEX	CF	9300005763	11/30/2012	2.30
53401500	AWWSC Off Suppl OPEX	CF	9300005763	11/30/2012	(1.16)
53401700	AWWSC Rents OPEX	CF	9300005341	11/30/2012	0.76
53401700	AWWSC Rents OPEX	CF	9300005467	11/30/2012	267.66
53401700	AWWSC Rents OPEX	CF	9300005473	11/30/2012	132.75
53401700	AWWSC Rents OPEX	CF	9300005475	11/30/2012	(275.87)
53401700	AWWSC Rents OPEX	CF	9300005539	11/30/2012	51.70
53401700	AWWSC Rents OPEX	CF	9300005545	11/30/2012	47.81
53401700	AWWSC Rents OPEX	CF	9300005548	11/30/2012	129.38
53401700	AWWSC Rents OPEX	CF	9300005550	11/30/2012	113.35
53401700	AWWSC Rents OPEX	CF	9300005579	11/30/2012	1,671.95
53401700	AWWSC Rents OPEX	CF	9300005580	11/30/2012	54.31
53401700	AWWSC Rents OPEX	CF	9300005582	11/30/2012	61.67
53401700	AWWSC Rents OPEX	CF	9300005583	11/30/2012	109.26
53401700	AWWSC Rents OPEX	CF	9300005585	11/30/2012	32.85
53401700	AWWSC Rents OPEX	CF	9300005586	11/30/2012	545.74
53401700	AWWSC Rents OPEX	CF	9300005587	11/30/2012	453.92
53401700	AWWSC Rents OPEX	CF	9300005740	11/30/2012	3,243.58
53401700	AWWSC Rents OPEX	CF	9300005746	11/30/2012	5,735.17
53401700	AWWSC Rents OPEX	CF	9300005748	11/30/2012	687.51
53401700	AWWSC Rents OPEX	CF	9300005749	11/30/2012	(4.55)
53401700	AWWSC Rents OPEX	CF	9300005750	11/30/2012	2,305.50
53401700	AWWSC Rents OPEX	CF	9300005752	11/30/2012	1,342.90
53401700	AWWSC Rents OPEX	CF	9300005753	11/30/2012	4,101.30
53401700	AWWSC Rents OPEX	CF	9300005754	11/30/2012	853.61
53401700	AWWSC Rents OPEX	CF	9300005754	11/30/2012	19.95
53401700	AWWSC Rents OPEX	CF	9300005755	11/30/2012	1,350.59

## Kentucky American Water Company

Case No. 2012-00520

Response to PSC DR1, Item 31

Account	Description	Doc Type	Document Number	Posting Date	Amount
53401700	AWWSC Rents OPEX	CF	9300005759	11/30/2012	(13.96)
53401700	AWWSC Rents OPEX	CF	9300005761	11/30/2012	1,904.96
53401700	AWWSC Rents OPEX	CF	9300005761	11/30/2012	4,092.46
53401700	AWWSC Rents OPEX	CF	9300005762	11/30/2012	35.41
53401700	AWWSC Rents OPEX	CF	9300005762	11/30/2012	10.99
53401700	AWWSC Rents OPEX	CF	9300005762	11/30/2012	133.40
53402100	AWWSC Oth O&M OPEX	CF	9300005035	11/30/2012	2.16
53402100	AWWSC Oth O&M OPEX	CF	9300005037	11/30/2012	62.97
53402100	AWWSC Oth O&M OPEX	CF	9300005041	11/30/2012	64.03
53402100	AWWSC Oth O&M OPEX	CF	9300005062	11/30/2012	0.77
53402100	AWWSC Oth O&M OPEX	CF	9300005071	11/30/2012	35.47
53402100	AWWSC Oth O&M OPEX	CF	9300005072	11/30/2012	0.47
53402100	AWWSC Oth O&M OPEX	CF	9300005076	11/30/2012	8.75
53402100	AWWSC Oth O&M OPEX	CF	9300005079	11/30/2012	390.31
53402100	AWWSC Oth O&M OPEX	CF	9300005084	11/30/2012	11.04
53402100	AWWSC Oth O&M OPEX	CF	9300005085	11/30/2012	670.00
53402100	AWWSC Oth O&M OPEX	CF	9300005333	11/30/2012	(12.13)
53402100	AWWSC Oth O&M OPEX	CF	9300005335	11/30/2012	587.61
53402100	AWWSC Oth O&M OPEX	CF	9300005337	11/30/2012	5.74
53402100	AWWSC Oth O&M OPEX	CF	9300005338	11/30/2012	14.58
53402100	AWWSC Oth O&M OPEX	CF	9300005339	11/30/2012	171.95
53402100	AWWSC Oth O&M OPEX	CF	9300005340	11/30/2012	87.57
53402100	AWWSC Oth O&M OPEX	CF	9300005341	11/30/2012	592.97
53402100	AWWSC Oth O&M OPEX	CF	9300005342	11/30/2012	83.13
53402100	AWWSC Oth O&M OPEX	CF	9300005343	11/30/2012	73.39
53402100	AWWSC Oth O&M OPEX	CF	9300005345	11/30/2012	13.72
53402100	AWWSC Oth O&M OPEX	CF	9300005346	11/30/2012	287.14
53402100	AWWSC Oth O&M OPEX	CF	9300005348	11/30/2012	0.31
53402100	AWWSC Oth O&M OPEX	CF	9300005351	11/30/2012	0.85
53402100	AWWSC Oth O&M OPEX	CF	9300005352	11/30/2012	438.30
53402100	AWWSC Oth O&M OPEX	CF	9300005356	11/30/2012	(0.91)
53402100	AWWSC Oth O&M OPEX	CF	9300005358	11/30/2012	131.73
53402100	AWWSC Oth O&M OPEX	CF	9300005362	11/30/2012	2.77
53402100	AWWSC Oth O&M OPEX	CF	9300005363	11/30/2012	0.25
53402100	AWWSC Oth O&M OPEX	CF	9300005365	11/30/2012	(152.59)
53402100	AWWSC Oth O&M OPEX	CF	9300005366	11/30/2012	3.19
53402100	AWWSC Oth O&M OPEX	CF	9300005367	11/30/2012	27.64
53402100	AWWSC Oth O&M OPEX	CF	9300005369	11/30/2012	22.67
53402100	AWWSC Oth O&M OPEX	CF	9300005370	11/30/2012	(460.52)
53402100	AWWSC Oth O&M OPEX	CF	9300005371	11/30/2012	9.77
53402100	AWWSC Oth O&M OPEX	CF	9300005372	11/30/2012	33.34
53402100	AWWSC Oth O&M OPEX	CF	9300005373	11/30/2012	12.45
53402100	AWWSC Oth O&M OPEX	CF	9300005374	11/30/2012	197.42
53402100	AWWSC Oth O&M OPEX	CF	9300005375	11/30/2012	74.82
53402100	AWWSC Oth O&M OPEX	CF	9300005376	11/30/2012	5.00
53402100	AWWSC Oth O&M OPEX	CF	9300005377	11/30/2012	6.19
53402100	AWWSC Oth O&M OPEX	CF	9300005378	11/30/2012	1.80
53402100	AWWSC Oth O&M OPEX	CF	9300005380	11/30/2012	(359.79)
53402100	AWWSC Oth O&M OPEX	CF	9300005381	11/30/2012	(18.72)
53402100	AWWSC Oth O&M OPEX	CF	9300005382	11/30/2012	1,838.13
53402100	AWWSC Oth O&M OPEX	CF	9300005383	11/30/2012	2.10
53402100	AWWSC Oth O&M OPEX	CF	9300005385	11/30/2012	4.42
53402100	AWWSC Oth O&M OPEX	CF	9300005387	11/30/2012	15.09

## Kentucky American Water Company

Case No. 2012-00520

Response to PSC DR1, Item 31

Account	Description	Doc Type	Document Number	Posting Date	Amount
53402100	AWWSC Oth O&M OPEX	CF	9300005391	11/30/2012	72.20
53402100	AWWSC Oth O&M OPEX	CF	9300005392	11/30/2012	124.49
53402100	AWWSC Oth O&M OPEX	CF	9300005396	11/30/2012	605.47
53402100	AWWSC Oth O&M OPEX	CF	9300005397	11/30/2012	(779.05)
53402100	AWWSC Oth O&M OPEX	CF	9300005398	11/30/2012	(0.02)
53402100	AWWSC Oth O&M OPEX	CF	9300005400	11/30/2012	24.19
53402100	AWWSC Oth O&M OPEX	CF	9300005401	11/30/2012	14.02
53402100	AWWSC Oth O&M OPEX	CF	9300005403	11/30/2012	1.43
53402100	AWWSC Oth O&M OPEX	CF	9300005408	11/30/2012	5.92
53402100	AWWSC Oth O&M OPEX	CF	9300005409	11/30/2012	5.85
53402100	AWWSC Oth O&M OPEX	CF	9300005410	11/30/2012	26.57
53402100	AWWSC Oth O&M OPEX	CF	9300005411	11/30/2012	15.53
53402100	AWWSC Oth O&M OPEX	CF	9300005412	11/30/2012	154.39
53402100	AWWSC Oth O&M OPEX	CF	9300005414	11/30/2012	44.13
53402100	AWWSC Oth O&M OPEX	CF	9300005415	11/30/2012	2.29
53402100	AWWSC Oth O&M OPEX	CF	9300005416	11/30/2012	43.04
53402100	AWWSC Oth O&M OPEX	CF	9300005417	11/30/2012	11.98
53402100	AWWSC Oth O&M OPEX	CF	9300005418	11/30/2012	16.89
53402100	AWWSC Oth O&M OPEX	CF	9300005420	11/30/2012	0.77
53402100	AWWSC Oth O&M OPEX	CF	9300005422	11/30/2012	2.78
53402100	AWWSC Oth O&M OPEX	CF	9300005425	11/30/2012	38.44
53402100	AWWSC Oth O&M OPEX	CF	9300005427	11/30/2012	37.78
53402100	AWWSC Oth O&M OPEX	CF	9300005428	11/30/2012	90.87
53402100	AWWSC Oth O&M OPEX	CF	9300005432	11/30/2012	0.12
53402100	AWWSC Oth O&M OPEX	CF	9300005436	11/30/2012	68.67
53402100	AWWSC Oth O&M OPEX	CF	9300005437	11/30/2012	217.50
53402100	AWWSC Oth O&M OPEX	CF	9300005438	11/30/2012	41.72
53402100	AWWSC Oth O&M OPEX	CF	9300005439	11/30/2012	(452.26)
53402100	AWWSC Oth O&M OPEX	CF	9300005441	11/30/2012	0.92
53402100	AWWSC Oth O&M OPEX	CF	9300005442	11/30/2012	0.21
53402100	AWWSC Oth O&M OPEX	CF	9300005443	11/30/2012	5.92
53402100	AWWSC Oth O&M OPEX	CF	9300005444	11/30/2012	26.83
53402100	AWWSC Oth O&M OPEX	CF	9300005445	11/30/2012	3.27
53402100	AWWSC Oth O&M OPEX	CF	9300005446	11/30/2012	1.16
53402100	AWWSC Oth O&M OPEX	CF	9300005447	11/30/2012	84.85
53402100	AWWSC Oth O&M OPEX	CF	9300005448	11/30/2012	3.05
53402100	AWWSC Oth O&M OPEX	CF	9300005451	11/30/2012	383.96
53402100	AWWSC Oth O&M OPEX	CF	9300005452	11/30/2012	137.22
53402100	AWWSC Oth O&M OPEX	CF	9300005453	11/30/2012	2,633.30
53402100	AWWSC Oth O&M OPEX	CF	9300005454	11/30/2012	74.20
53402100	AWWSC Oth O&M OPEX	CF	9300005455	11/30/2012	3.89
53402100	AWWSC Oth O&M OPEX	CF	9300005457	11/30/2012	0.18
53402100	AWWSC Oth O&M OPEX	CF	9300005458	11/30/2012	19,642.08
53402100	AWWSC Oth O&M OPEX	CF	9300005459	11/30/2012	167.72
53402100	AWWSC Oth O&M OPEX	CF	9300005460	11/30/2012	25.46
53402100	AWWSC Oth O&M OPEX	CF	9300005461	11/30/2012	389.49
53402100	AWWSC Oth O&M OPEX	CF	9300005462	11/30/2012	23.32
53402100	AWWSC Oth O&M OPEX	CF	9300005463	11/30/2012	85.40
53402100	AWWSC Oth O&M OPEX	CF	9300005464	11/30/2012	2,105.22
53402100	AWWSC Oth O&M OPEX	CF	9300005465	11/30/2012	1,507.53
53402100	AWWSC Oth O&M OPEX	CF	9300005466	11/30/2012	119.75
53402100	AWWSC Oth O&M OPEX	CF	9300005467	11/30/2012	14.99
53402100	AWWSC Oth O&M OPEX	CF	9300005468	11/30/2012	171.45

## Kentucky American Water Company

Case No. 2012-00520

Response to PSC DR1, Item 31

Account	Description	Doc Type	Document Number	Posting Date	Amount
53402100	AWWSC Oth O&M OPEX	CF	9300005469	11/30/2012	169.95
53402100	AWWSC Oth O&M OPEX	CF	9300005470	11/30/2012	1,215.52
53402100	AWWSC Oth O&M OPEX	CF	9300005471	11/30/2012	7.04
53402100	AWWSC Oth O&M OPEX	CF	9300005472	11/30/2012	14.19
53402100	AWWSC Oth O&M OPEX	CF	9300005473	11/30/2012	296.16
53402100	AWWSC Oth O&M OPEX	CF	9300005474	11/30/2012	7.20
53402100	AWWSC Oth O&M OPEX	CF	9300005475	11/30/2012	150.26
53402100	AWWSC Oth O&M OPEX	CF	9300005477	11/30/2012	0.42
53402100	AWWSC Oth O&M OPEX	CF	9300005478	11/30/2012	16.83
53402100	AWWSC Oth O&M OPEX	CF	9300005482	11/30/2012	19.46
53402100	AWWSC Oth O&M OPEX	CF	9300005483	11/30/2012	3.67
53402100	AWWSC Oth O&M OPEX	CF	9300005484	11/30/2012	9.39
53402100	AWWSC Oth O&M OPEX	CF	9300005485	11/30/2012	12.85
53402100	AWWSC Oth O&M OPEX	CF	9300005488	11/30/2012	6.70
53402100	AWWSC Oth O&M OPEX	CF	9300005491	11/30/2012	33.62
53402100	AWWSC Oth O&M OPEX	CF	9300005492	11/30/2012	34.06
53402100	AWWSC Oth O&M OPEX	CF	9300005493	11/30/2012	115.54
53402100	AWWSC Oth O&M OPEX	CF	9300005494	11/30/2012	56.42
53402100	AWWSC Oth O&M OPEX	CF	9300005495	11/30/2012	44.66
53402100	AWWSC Oth O&M OPEX	CF	9300005497	11/30/2012	88.83
53402100	AWWSC Oth O&M OPEX	CF	9300005499	11/30/2012	2.94
53402100	AWWSC Oth O&M OPEX	CF	9300005500	11/30/2012	210.95
53402100	AWWSC Oth O&M OPEX	CF	9300005502	11/30/2012	178.16
53402100	AWWSC Oth O&M OPEX	CF	9300005503	11/30/2012	4.03
53402100	AWWSC Oth O&M OPEX	CF	9300005504	11/30/2012	1.12
53402100	AWWSC Oth O&M OPEX	CF	9300005506	11/30/2012	147.93
53402100	AWWSC Oth O&M OPEX	CF	9300005507	11/30/2012	(286.67)
53402100	AWWSC Oth O&M OPEX	CF	9300005508	11/30/2012	21.05
53402100	AWWSC Oth O&M OPEX	CF	9300005510	11/30/2012	6.19
53402100	AWWSC Oth O&M OPEX	CF	9300005511	11/30/2012	0.45
53402100	AWWSC Oth O&M OPEX	CF	9300005514	11/30/2012	1.15
53402100	AWWSC Oth O&M OPEX	CF	9300005515	11/30/2012	20.68
53402100	AWWSC Oth O&M OPEX	CF	9300005516	11/30/2012	11.97
53402100	AWWSC Oth O&M OPEX	CF	9300005517	11/30/2012	10.93
53402100	AWWSC Oth O&M OPEX	CF	9300005520	11/30/2012	40.57
53402100	AWWSC Oth O&M OPEX	CF	9300005522	11/30/2012	6.36
53402100	AWWSC Oth O&M OPEX	CF	9300005523	11/30/2012	8.36
53402100	AWWSC Oth O&M OPEX	CF	9300005526	11/30/2012	235.82
53402100	AWWSC Oth O&M OPEX	CF	9300005527	11/30/2012	3.82
53402100	AWWSC Oth O&M OPEX	CF	9300005528	11/30/2012	4.36
53402100	AWWSC Oth O&M OPEX	CF	9300005529	11/30/2012	34.79
53402100	AWWSC Oth O&M OPEX	CF	9300005530	11/30/2012	572.03
53402100	AWWSC Oth O&M OPEX	CF	9300005531	11/30/2012	2.30
53402100	AWWSC Oth O&M OPEX	CF	9300005532	11/30/2012	1,297.44
53402100	AWWSC Oth O&M OPEX	CF	9300005533	11/30/2012	37.69
53402100	AWWSC Oth O&M OPEX	CF	9300005534	11/30/2012	0.93
53402100	AWWSC Oth O&M OPEX	CF	9300005535	11/30/2012	262.00
53402100	AWWSC Oth O&M OPEX	CF	9300005538	11/30/2012	325.31
53402100	AWWSC Oth O&M OPEX	CF	9300005539	11/30/2012	491.03
53402100	AWWSC Oth O&M OPEX	CF	9300005540	11/30/2012	6.30
53402100	AWWSC Oth O&M OPEX	CF	9300005543	11/30/2012	(51.14)
53402100	AWWSC Oth O&M OPEX	CF	9300005544	11/30/2012	60.25
53402100	AWWSC Oth O&M OPEX	CF	9300005545	11/30/2012	1,648.75

## Kentucky American Water Company

Case No. 2012-00520

Response to PSC DR1, Item 31

Account	Description	Doc Type	Document Number	Posting Date	Amount
53402100	AWWSC Oth O&M OPEX	CF	9300005548	11/30/2012	292.57
53402100	AWWSC Oth O&M OPEX	CF	9300005549	11/30/2012	1.96
53402100	AWWSC Oth O&M OPEX	CF	9300005550	11/30/2012	94.61
53402100	AWWSC Oth O&M OPEX	CF	9300005551	11/30/2012	0.99
53402100	AWWSC Oth O&M OPEX	CF	9300005555	11/30/2012	1.12
53402100	AWWSC Oth O&M OPEX	CF	9300005562	11/30/2012	1.79
53402100	AWWSC Oth O&M OPEX	CF	9300005563	11/30/2012	2.33
53402100	AWWSC Oth O&M OPEX	CF	9300005564	11/30/2012	3.15
53402100	AWWSC Oth O&M OPEX	CF	9300005568	11/30/2012	703.47
53402100	AWWSC Oth O&M OPEX	CF	9300005569	11/30/2012	7.38
53402100	AWWSC Oth O&M OPEX	CF	9300005570	11/30/2012	9.37
53402100	AWWSC Oth O&M OPEX	CF	9300005571	11/30/2012	17.82
53402100	AWWSC Oth O&M OPEX	CF	9300005572	11/30/2012	5.81
53402100	AWWSC Oth O&M OPEX	CF	9300005574	11/30/2012	9.25
53402100	AWWSC Oth O&M OPEX	CF	9300005575	11/30/2012	11.55
53402100	AWWSC Oth O&M OPEX	CF	9300005576	11/30/2012	7.40
53402100	AWWSC Oth O&M OPEX	CF	9300005577	11/30/2012	10.69
53402100	AWWSC Oth O&M OPEX	CF	9300005580	11/30/2012	79.60
53402100	AWWSC Oth O&M OPEX	CF	9300005581	11/30/2012	227.20
53402100	AWWSC Oth O&M OPEX	CF	9300005582	11/30/2012	4.47
53402100	AWWSC Oth O&M OPEX	CF	9300005583	11/30/2012	141.37
53402100	AWWSC Oth O&M OPEX	CF	9300005584	11/30/2012	8.37
53402100	AWWSC Oth O&M OPEX	CF	9300005585	11/30/2012	87.65
53402100	AWWSC Oth O&M OPEX	CF	9300005586	11/30/2012	61.48
53402100	AWWSC Oth O&M OPEX	CF	9300005587	11/30/2012	76.70
53402100	AWWSC Oth O&M OPEX	CF	9300005588	11/30/2012	(55.11)
53402100	AWWSC Oth O&M OPEX	CF	9300005592	11/30/2012	9.08
53402100	AWWSC Oth O&M OPEX	CF	9300005594	11/30/2012	16.36
53402100	AWWSC Oth O&M OPEX	CF	9300005595	11/30/2012	63.68
53402100	AWWSC Oth O&M OPEX	CF	9300005596	11/30/2012	8.66
53402100	AWWSC Oth O&M OPEX	CF	9300005597	11/30/2012	24.62
53402100	AWWSC Oth O&M OPEX	CF	9300005598	11/30/2012	(0.35)
53402100	AWWSC Oth O&M OPEX	CF	9300005600	11/30/2012	1.65
53402100	AWWSC Oth O&M OPEX	CF	9300005601	11/30/2012	210.00
53402100	AWWSC Oth O&M OPEX	CF	9300005603	11/30/2012	118.34
53402100	AWWSC Oth O&M OPEX	CF	9300005606	11/30/2012	5.23
53402100	AWWSC Oth O&M OPEX	CF	9300005608	11/30/2012	1,918.54
53402100	AWWSC Oth O&M OPEX	CF	9300005609	11/30/2012	(931.53)
53402100	AWWSC Oth O&M OPEX	CF	9300005622	11/30/2012	29.99
53402100	AWWSC Oth O&M OPEX	CF	9300005738	11/30/2012	60.81
53402100	AWWSC Oth O&M OPEX	CF	9300005738	11/30/2012	21.64
53402100	AWWSC Oth O&M OPEX	CF	9300005738	11/30/2012	33.41
53402100	AWWSC Oth O&M OPEX	CF	9300005738	11/30/2012	16.12
53402100	AWWSC Oth O&M OPEX	CF	9300005738	11/30/2012	9.97
53402100	AWWSC Oth O&M OPEX	CF	9300005738	11/30/2012	112.95
53402100	AWWSC Oth O&M OPEX	CF	9300005739	11/30/2012	7.48
53402100	AWWSC Oth O&M OPEX	CF	9300005739	11/30/2012	(30.48)
53402100	AWWSC Oth O&M OPEX	CF	9300005739	11/30/2012	812.45
53402100	AWWSC Oth O&M OPEX	CF	9300005739	11/30/2012	673.92
53402100	AWWSC Oth O&M OPEX	CF	9300005740	11/30/2012	81.11
53402100	AWWSC Oth O&M OPEX	CF	9300005740	11/30/2012	17.52
53402100	AWWSC Oth O&M OPEX	CF	9300005740	11/30/2012	47.22
53402100	AWWSC Oth O&M OPEX	CF	9300005740	11/30/2012	(0.31)

## Kentucky American Water Company

Case No. 2012-00520

Response to PSC DR1, Item 31

Account	Description	Doc Type	Document Number	Posting Date	Amount
53402100	AWWSC Oth O&M OPEX	CF	9300005741	11/30/2012	90.23
53402100	AWWSC Oth O&M OPEX	CF	9300005741	11/30/2012	10.95
53402100	AWWSC Oth O&M OPEX	CF	9300005741	11/30/2012	38.14
53402100	AWWSC Oth O&M OPEX	CF	9300005742	11/30/2012	29.60
53402100	AWWSC Oth O&M OPEX	CF	9300005742	11/30/2012	54.89
53402100	AWWSC Oth O&M OPEX	CF	9300005742	11/30/2012	85.89
53402100	AWWSC Oth O&M OPEX	CF	9300005742	11/30/2012	16.55
53402100	AWWSC Oth O&M OPEX	CF	9300005742	11/30/2012	(54.08)
53402100	AWWSC Oth O&M OPEX	CF	9300005743	11/30/2012	70.08
53402100	AWWSC Oth O&M OPEX	CF	9300005743	11/30/2012	36.10
53402100	AWWSC Oth O&M OPEX	CF	9300005743	11/30/2012	(119.17)
53402100	AWWSC Oth O&M OPEX	CF	9300005744	11/30/2012	18.22
53402100	AWWSC Oth O&M OPEX	CF	9300005744	11/30/2012	3,121.55
53402100	AWWSC Oth O&M OPEX	CF	9300005744	11/30/2012	680.24
53402100	AWWSC Oth O&M OPEX	CF	9300005744	11/30/2012	84.37
53402100	AWWSC Oth O&M OPEX	CF	9300005745	11/30/2012	28.36
53402100	AWWSC Oth O&M OPEX	CF	9300005745	11/30/2012	(22.63)
53402100	AWWSC Oth O&M OPEX	CF	9300005746	11/30/2012	(1.41)
53402100	AWWSC Oth O&M OPEX	CF	9300005746	11/30/2012	15.35
53402100	AWWSC Oth O&M OPEX	CF	9300005747	11/30/2012	74.03
53402100	AWWSC Oth O&M OPEX	CF	9300005747	11/30/2012	78.60
53402100	AWWSC Oth O&M OPEX	CF	9300005747	11/30/2012	6.18
53402100	AWWSC Oth O&M OPEX	CF	9300005748	11/30/2012	37.46
53402100	AWWSC Oth O&M OPEX	CF	9300005748	11/30/2012	63.57
53402100	AWWSC Oth O&M OPEX	CF	9300005748	11/30/2012	219.80
53402100	AWWSC Oth O&M OPEX	CF	9300005748	11/30/2012	78.02
53402100	AWWSC Oth O&M OPEX	CF	9300005748	11/30/2012	(48.26)
53402100	AWWSC Oth O&M OPEX	CF	9300005749	11/30/2012	(20.37)
53402100	AWWSC Oth O&M OPEX	CF	9300005749	11/30/2012	103.86
53402100	AWWSC Oth O&M OPEX	CF	9300005749	11/30/2012	(42.86)
53402100	AWWSC Oth O&M OPEX	CF	9300005750	11/30/2012	(7.44)
53402100	AWWSC Oth O&M OPEX	CF	9300005750	11/30/2012	33.53
53402100	AWWSC Oth O&M OPEX	CF	9300005750	11/30/2012	2,781.69
53402100	AWWSC Oth O&M OPEX	CF	9300005750	11/30/2012	47.57
53402100	AWWSC Oth O&M OPEX	CF	9300005751	11/30/2012	338.82
53402100	AWWSC Oth O&M OPEX	CF	9300005751	11/30/2012	278.74
53402100	AWWSC Oth O&M OPEX	CF	9300005751	11/30/2012	89.29
53402100	AWWSC Oth O&M OPEX	CF	9300005751	11/30/2012	(112.48)
53402100	AWWSC Oth O&M OPEX	CF	9300005751	11/30/2012	45.06
53402100	AWWSC Oth O&M OPEX	CF	9300005752	11/30/2012	277.36
53402100	AWWSC Oth O&M OPEX	CF	9300005752	11/30/2012	8.69
53402100	AWWSC Oth O&M OPEX	CF	9300005752	11/30/2012	402.95
53402100	AWWSC Oth O&M OPEX	CF	9300005752	11/30/2012	1,130.74
53402100	AWWSC Oth O&M OPEX	CF	9300005753	11/30/2012	7.60
53402100	AWWSC Oth O&M OPEX	CF	9300005753	11/30/2012	(136.35)
53402100	AWWSC Oth O&M OPEX	CF	9300005753	11/30/2012	84.28
53402100	AWWSC Oth O&M OPEX	CF	9300005753	11/30/2012	(9.85)
53402100	AWWSC Oth O&M OPEX	CF	9300005753	11/30/2012	20,472.93
53402100	AWWSC Oth O&M OPEX	CF	9300005754	11/30/2012	44.91
53402100	AWWSC Oth O&M OPEX	CF	9300005754	11/30/2012	847.71
53402100	AWWSC Oth O&M OPEX	CF	9300005754	11/30/2012	5,197.29
53402100	AWWSC Oth O&M OPEX	CF	9300005755	11/30/2012	48.17
53402100	AWWSC Oth O&M OPEX	CF	9300005755	11/30/2012	7.34



Kentucky American Water Company  
Case No. 2012-00520  
Response to PSC DR1, Item 31

Account	Description	Doc Type	Document Number	Posting Date	Amount
53402100	AWWSC Oth O&M OPEX	CF	9300005755	11/30/2012	385.30
53402100	AWWSC Oth O&M OPEX	CF	9300005755	11/30/2012	12.21
53402100	AWWSC Oth O&M OPEX	CF	9300005755	11/30/2012	370.91
53402100	AWWSC Oth O&M OPEX	CF	9300005755	11/30/2012	344.46
53402100	AWWSC Oth O&M OPEX	CF	9300005755	11/30/2012	18.05
53402100	AWWSC Oth O&M OPEX	CF	9300005756	11/30/2012	339.66
53402100	AWWSC Oth O&M OPEX	CF	9300005756	11/30/2012	(19,437.60)
53402100	AWWSC Oth O&M OPEX	CF	9300005756	11/30/2012	72.56
53402100	AWWSC Oth O&M OPEX	CF	9300005756	11/30/2012	(26.98)
53402100	AWWSC Oth O&M OPEX	CF	9300005756	11/30/2012	2,742.47
53402100	AWWSC Oth O&M OPEX	CF	9300005757	11/30/2012	(373.32)
53402100	AWWSC Oth O&M OPEX	CF	9300005757	11/30/2012	46.68
53402100	AWWSC Oth O&M OPEX	CF	9300005757	11/30/2012	2,328.66
53402100	AWWSC Oth O&M OPEX	CF	9300005757	11/30/2012	50.80
53402100	AWWSC Oth O&M OPEX	CF	9300005758	11/30/2012	39.80
53402100	AWWSC Oth O&M OPEX	CF	9300005758	11/30/2012	99.08
53402100	AWWSC Oth O&M OPEX	CF	9300005758	11/30/2012	10.03
53402100	AWWSC Oth O&M OPEX	CF	9300005758	11/30/2012	8.99
53402100	AWWSC Oth O&M OPEX	CF	9300005758	11/30/2012	8.49
53402100	AWWSC Oth O&M OPEX	CF	9300005758	11/30/2012	19.09
53402100	AWWSC Oth O&M OPEX	CF	9300005759	11/30/2012	9.61
53402100	AWWSC Oth O&M OPEX	CF	9300005759	11/30/2012	12.80
53402100	AWWSC Oth O&M OPEX	CF	9300005759	11/30/2012	(716.34)
53402100	AWWSC Oth O&M OPEX	CF	9300005760	11/30/2012	43.87
53402100	AWWSC Oth O&M OPEX	CF	9300005760	11/30/2012	455.83
53402100	AWWSC Oth O&M OPEX	CF	9300005760	11/30/2012	397.55
53402100	AWWSC Oth O&M OPEX	CF	9300005760	11/30/2012	385.89
53402100	AWWSC Oth O&M OPEX	CF	9300005760	11/30/2012	24.28
53402100	AWWSC Oth O&M OPEX	CF	9300005761	11/30/2012	166.64
53402100	AWWSC Oth O&M OPEX	CF	9300005761	11/30/2012	428.20
53402100	AWWSC Oth O&M OPEX	CF	9300005761	11/30/2012	85.75
53402100	AWWSC Oth O&M OPEX	CF	9300005761	11/30/2012	(343.83)
53402100	AWWSC Oth O&M OPEX	CF	9300005761	11/30/2012	401.25
53402100	AWWSC Oth O&M OPEX	CF	9300005762	11/30/2012	6.64
53402100	AWWSC Oth O&M OPEX	CF	9300005762	11/30/2012	4.33
53402100	AWWSC Oth O&M OPEX	CF	9300005762	11/30/2012	2.00
53402100	AWWSC Oth O&M OPEX	CF	9300005762	11/30/2012	3.34
53402100	AWWSC Oth O&M OPEX	CF	9300005762	11/30/2012	(0.04)
53402100	AWWSC Oth O&M OPEX	CF	9300005763	11/30/2012	1.28
53402100	AWWSC Oth O&M OPEX	CF	9300005763	11/30/2012	0.90
53402100	AWWSC Oth O&M OPEX	CF	9300005763	11/30/2012	2.97
53402100	AWWSC Oth O&M OPEX	CF	9300005763	11/30/2012	0.04
53402200	AWWSC Dpr/Amrt OPEX	CF	9300005738	11/30/2012	113.42
53402200	AWWSC Dpr/Amrt OPEX	CF	9300005739	11/30/2012	672.12
53402200	AWWSC Dpr/Amrt OPEX	CF	9300005740	11/30/2012	3,836.51
53402200	AWWSC Dpr/Amrt OPEX	CF	9300005744	11/30/2012	38.99
53402200	AWWSC Dpr/Amrt OPEX	CF	9300005746	11/30/2012	965.37
53402200	AWWSC Dpr/Amrt OPEX	CF	9300005748	11/30/2012	350.40
53402200	AWWSC Dpr/Amrt OPEX	CF	9300005749	11/30/2012	12,551.33
53402200	AWWSC Dpr/Amrt OPEX	CF	9300005749	11/30/2012	97.70
53402200	AWWSC Dpr/Amrt OPEX	CF	9300005749	11/30/2012	23.27
53402200	AWWSC Dpr/Amrt OPEX	CF	9300005750	11/30/2012	4,238.12
53402200	AWWSC Dpr/Amrt OPEX	CF	9300005750	11/30/2012	1,229.78

Kentucky American Water Company  
Case No. 2012-00520  
Response to PSC DR1, Item 31

Account	Description	Doc Type	Document Number	Posting Date	Amount
53402200	AWWSC Dpr/Amrt OPEX	CF	9300005752	11/30/2012	2,086.15
53402200	AWWSC Dpr/Amrt OPEX	CF	9300005752	11/30/2012	1,813.97
53402200	AWWSC Dpr/Amrt OPEX	CF	9300005752	11/30/2012	6.75
53402200	AWWSC Dpr/Amrt OPEX	CF	9300005753	11/30/2012	1,747.68
53402200	AWWSC Dpr/Amrt OPEX	CF	9300005754	11/30/2012	52,064.68
53402200	AWWSC Dpr/Amrt OPEX	CF	9300005755	11/30/2012	2,629.73
53402200	AWWSC Dpr/Amrt OPEX	CF	9300005756	11/30/2012	3,980.19
53402200	AWWSC Dpr/Amrt OPEX	CF	9300005759	11/30/2012	(354.15)
53402200	AWWSC Dpr/Amrt OPEX	CF	9300005759	11/30/2012	30.60
53402200	AWWSC Dpr/Amrt OPEX	CF	9300005761	11/30/2012	3,013.64
53402200	AWWSC Dpr/Amrt OPEX	CF	9300005762	11/30/2012	2.35
53402300	AWWSC Gen Tax OPEX	CF	9300005034	11/30/2012	0.39
53402300	AWWSC Gen Tax OPEX	CF	9300005035	11/30/2012	(1.57)
53402300	AWWSC Gen Tax OPEX	CF	9300005037	11/30/2012	1,615.07
53402300	AWWSC Gen Tax OPEX	CF	9300005039	11/30/2012	1.11
53402300	AWWSC Gen Tax OPEX	CF	9300005040	11/30/2012	12.12
53402300	AWWSC Gen Tax OPEX	CF	9300005041	11/30/2012	1,269.37
53402300	AWWSC Gen Tax OPEX	CF	9300005056	11/30/2012	0.14
53402300	AWWSC Gen Tax OPEX	CF	9300005057	11/30/2012	2.47
53402300	AWWSC Gen Tax OPEX	CF	9300005058	11/30/2012	4.51
53402300	AWWSC Gen Tax OPEX	CF	9300005059	11/30/2012	(0.06)
53402300	AWWSC Gen Tax OPEX	CF	9300005060	11/30/2012	0.21
53402300	AWWSC Gen Tax OPEX	CF	9300005061	11/30/2012	0.39
53402300	AWWSC Gen Tax OPEX	CF	9300005065	11/30/2012	19.79
53402300	AWWSC Gen Tax OPEX	CF	9300005066	11/30/2012	2.59
53402300	AWWSC Gen Tax OPEX	CF	9300005067	11/30/2012	23.09
53402300	AWWSC Gen Tax OPEX	CF	9300005068	11/30/2012	2.62
53402300	AWWSC Gen Tax OPEX	CF	9300005069	11/30/2012	0.09
53402300	AWWSC Gen Tax OPEX	CF	9300005070	11/30/2012	0.75
53402300	AWWSC Gen Tax OPEX	CF	9300005077	11/30/2012	4.47
53402300	AWWSC Gen Tax OPEX	CF	9300005078	11/30/2012	0.11
53402300	AWWSC Gen Tax OPEX	CF	9300005079	11/30/2012	(0.10)
53402300	AWWSC Gen Tax OPEX	CF	9300005081	11/30/2012	4.64
53402300	AWWSC Gen Tax OPEX	CF	9300005082	11/30/2012	8.68
53402300	AWWSC Gen Tax OPEX	CF	9300005083	11/30/2012	0.76
53402300	AWWSC Gen Tax OPEX	CF	9300005333	11/30/2012	14.66
53402300	AWWSC Gen Tax OPEX	CF	9300005334	11/30/2012	28.53
53402300	AWWSC Gen Tax OPEX	CF	9300005335	11/30/2012	22.77
53402300	AWWSC Gen Tax OPEX	CF	9300005336	11/30/2012	23.60
53402300	AWWSC Gen Tax OPEX	CF	9300005337	11/30/2012	8.90
53402300	AWWSC Gen Tax OPEX	CF	9300005338	11/30/2012	135.28
53402300	AWWSC Gen Tax OPEX	CF	9300005339	11/30/2012	56.66
53402300	AWWSC Gen Tax OPEX	CF	9300005340	11/30/2012	108.01
53402300	AWWSC Gen Tax OPEX	CF	9300005341	11/30/2012	132.68
53402300	AWWSC Gen Tax OPEX	CF	9300005342	11/30/2012	240.40
53402300	AWWSC Gen Tax OPEX	CF	9300005343	11/30/2012	941.63
53402300	AWWSC Gen Tax OPEX	CF	9300005344	11/30/2012	12.97
53402300	AWWSC Gen Tax OPEX	CF	9300005345	11/30/2012	64.42
53402300	AWWSC Gen Tax OPEX	CF	9300005346	11/30/2012	15.87
53402300	AWWSC Gen Tax OPEX	CF	9300005347	11/30/2012	2.73
53402300	AWWSC Gen Tax OPEX	CF	9300005349	11/30/2012	2.01
53402300	AWWSC Gen Tax OPEX	CF	9300005352	11/30/2012	36.17
53402300	AWWSC Gen Tax OPEX	CF	9300005353	11/30/2012	15.10

Kentucky American Water Company  
Case No. 2012-00520  
Response to PSC DR1, Item 31

Account	Description	Doc Type	Document Number	Posting Date	Amount
53402300	AWWSC Gen Tax OPEX	CF	9300005354	11/30/2012	0.27
53402300	AWWSC Gen Tax OPEX	CF	9300005355	11/30/2012	(0.19)
53402300	AWWSC Gen Tax OPEX	CF	9300005356	11/30/2012	0.58
53402300	AWWSC Gen Tax OPEX	CF	9300005357	11/30/2012	12.02
53402300	AWWSC Gen Tax OPEX	CF	9300005360	11/30/2012	1.81
53402300	AWWSC Gen Tax OPEX	CF	9300005361	11/30/2012	59.82
53402300	AWWSC Gen Tax OPEX	CF	9300005362	11/30/2012	67.00
53402300	AWWSC Gen Tax OPEX	CF	9300005363	11/30/2012	35.32
53402300	AWWSC Gen Tax OPEX	CF	9300005364	11/30/2012	8.97
53402300	AWWSC Gen Tax OPEX	CF	9300005368	11/30/2012	(8.78)
53402300	AWWSC Gen Tax OPEX	CF	9300005370	11/30/2012	10.33
53402300	AWWSC Gen Tax OPEX	CF	9300005371	11/30/2012	194.01
53402300	AWWSC Gen Tax OPEX	CF	9300005372	11/30/2012	66.03
53402300	AWWSC Gen Tax OPEX	CF	9300005373	11/30/2012	7.51
53402300	AWWSC Gen Tax OPEX	CF	9300005374	11/30/2012	36.45
53402300	AWWSC Gen Tax OPEX	CF	9300005375	11/30/2012	30.52
53402300	AWWSC Gen Tax OPEX	CF	9300005377	11/30/2012	93.16
53402300	AWWSC Gen Tax OPEX	CF	9300005380	11/30/2012	5.44
53402300	AWWSC Gen Tax OPEX	CF	9300005381	11/30/2012	63.01
53402300	AWWSC Gen Tax OPEX	CF	9300005382	11/30/2012	63.47
53402300	AWWSC Gen Tax OPEX	CF	9300005383	11/30/2012	16.33
53402300	AWWSC Gen Tax OPEX	CF	9300005389	11/30/2012	1.46
53402300	AWWSC Gen Tax OPEX	CF	9300005390	11/30/2012	4.99
53402300	AWWSC Gen Tax OPEX	CF	9300005391	11/30/2012	32.68
53402300	AWWSC Gen Tax OPEX	CF	9300005393	11/30/2012	(1.13)
53402300	AWWSC Gen Tax OPEX	CF	9300005394	11/30/2012	8.60
53402300	AWWSC Gen Tax OPEX	CF	9300005395	11/30/2012	9.16
53402300	AWWSC Gen Tax OPEX	CF	9300005396	11/30/2012	7.46
53402300	AWWSC Gen Tax OPEX	CF	9300005397	11/30/2012	30.21
53402300	AWWSC Gen Tax OPEX	CF	9300005398	11/30/2012	11.10
53402300	AWWSC Gen Tax OPEX	CF	9300005400	11/30/2012	3.34
53402300	AWWSC Gen Tax OPEX	CF	9300005401	11/30/2012	3.37
53402300	AWWSC Gen Tax OPEX	CF	9300005402	11/30/2012	0.06
53402300	AWWSC Gen Tax OPEX	CF	9300005403	11/30/2012	13.02
53402300	AWWSC Gen Tax OPEX	CF	9300005404	11/30/2012	11.58
53402300	AWWSC Gen Tax OPEX	CF	9300005408	11/30/2012	0.09
53402300	AWWSC Gen Tax OPEX	CF	9300005410	11/30/2012	10.82
53402300	AWWSC Gen Tax OPEX	CF	9300005411	11/30/2012	21.95
53402300	AWWSC Gen Tax OPEX	CF	9300005412	11/30/2012	113.04
53402300	AWWSC Gen Tax OPEX	CF	9300005413	11/30/2012	17.12
53402300	AWWSC Gen Tax OPEX	CF	9300005416	11/30/2012	(1.13)
53402300	AWWSC Gen Tax OPEX	CF	9300005420	11/30/2012	(2.63)
53402300	AWWSC Gen Tax OPEX	CF	9300005437	11/30/2012	45.94
53402300	AWWSC Gen Tax OPEX	CF	9300005438	11/30/2012	31.78
53402300	AWWSC Gen Tax OPEX	CF	9300005439	11/30/2012	165.53
53402300	AWWSC Gen Tax OPEX	CF	9300005440	11/30/2012	78.85
53402300	AWWSC Gen Tax OPEX	CF	9300005441	11/30/2012	40.85
53402300	AWWSC Gen Tax OPEX	CF	9300005442	11/30/2012	46.85
53402300	AWWSC Gen Tax OPEX	CF	9300005443	11/30/2012	111.49
53402300	AWWSC Gen Tax OPEX	CF	9300005444	11/30/2012	111.16
53402300	AWWSC Gen Tax OPEX	CF	9300005445	11/30/2012	60.41
53402300	AWWSC Gen Tax OPEX	CF	9300005446	11/30/2012	(0.54)
53402300	AWWSC Gen Tax OPEX	CF	9300005447	11/30/2012	63.22

Kentucky American Water Company  
Case No. 2012-00520  
Response to PSC DR1, Item 31

Account	Description	Doc Type	Document Number	Posting Date	Amount
53402300	AWWSC Gen Tax OPEX	CF	9300005449	11/30/2012	6.07
53402300	AWWSC Gen Tax OPEX	CF	9300005451	11/30/2012	1.01
53402300	AWWSC Gen Tax OPEX	CF	9300005452	11/30/2012	67.68
53402300	AWWSC Gen Tax OPEX	CF	9300005453	11/30/2012	4,612.65
53402300	AWWSC Gen Tax OPEX	CF	9300005454	11/30/2012	86.66
53402300	AWWSC Gen Tax OPEX	CF	9300005458	11/30/2012	203.98
53402300	AWWSC Gen Tax OPEX	CF	9300005459	11/30/2012	90.51
53402300	AWWSC Gen Tax OPEX	CF	9300005460	11/30/2012	79.80
53402300	AWWSC Gen Tax OPEX	CF	9300005461	11/30/2012	89.89
53402300	AWWSC Gen Tax OPEX	CF	9300005462	11/30/2012	53.25
53402300	AWWSC Gen Tax OPEX	CF	9300005463	11/30/2012	15.97
53402300	AWWSC Gen Tax OPEX	CF	9300005464	11/30/2012	71.59
53402300	AWWSC Gen Tax OPEX	CF	9300005465	11/30/2012	160.21
53402300	AWWSC Gen Tax OPEX	CF	9300005466	11/30/2012	448.23
53402300	AWWSC Gen Tax OPEX	CF	9300005468	11/30/2012	24.00
53402300	AWWSC Gen Tax OPEX	CF	9300005469	11/30/2012	67.46
53402300	AWWSC Gen Tax OPEX	CF	9300005470	11/30/2012	7.52
53402300	AWWSC Gen Tax OPEX	CF	9300005472	11/30/2012	16.10
53402300	AWWSC Gen Tax OPEX	CF	9300005473	11/30/2012	24.76
53402300	AWWSC Gen Tax OPEX	CF	9300005474	11/30/2012	0.62
53402300	AWWSC Gen Tax OPEX	CF	9300005477	11/30/2012	24.01
53402300	AWWSC Gen Tax OPEX	CF	9300005478	11/30/2012	31.29
53402300	AWWSC Gen Tax OPEX	CF	9300005481	11/30/2012	(4.50)
53402300	AWWSC Gen Tax OPEX	CF	9300005483	11/30/2012	60.56
53402300	AWWSC Gen Tax OPEX	CF	9300005484	11/30/2012	16.65
53402300	AWWSC Gen Tax OPEX	CF	9300005487	11/30/2012	3.44
53402300	AWWSC Gen Tax OPEX	CF	9300005488	11/30/2012	11.59
53402300	AWWSC Gen Tax OPEX	CF	9300005491	11/30/2012	34.96
53402300	AWWSC Gen Tax OPEX	CF	9300005492	11/30/2012	259.66
53402300	AWWSC Gen Tax OPEX	CF	9300005493	11/30/2012	92.25
53402300	AWWSC Gen Tax OPEX	CF	9300005494	11/30/2012	5.83
53402300	AWWSC Gen Tax OPEX	CF	9300005495	11/30/2012	106.56
53402300	AWWSC Gen Tax OPEX	CF	9300005497	11/30/2012	23.56
53402300	AWWSC Gen Tax OPEX	CF	9300005499	11/30/2012	0.99
53402300	AWWSC Gen Tax OPEX	CF	9300005500	11/30/2012	12.36
53402300	AWWSC Gen Tax OPEX	CF	9300005502	11/30/2012	76.99
53402300	AWWSC Gen Tax OPEX	CF	9300005503	11/30/2012	(0.36)
53402300	AWWSC Gen Tax OPEX	CF	9300005506	11/30/2012	279.46
53402300	AWWSC Gen Tax OPEX	CF	9300005508	11/30/2012	37.19
53402300	AWWSC Gen Tax OPEX	CF	9300005513	11/30/2012	(6.46)
53402300	AWWSC Gen Tax OPEX	CF	9300005515	11/30/2012	37.63
53402300	AWWSC Gen Tax OPEX	CF	9300005517	11/30/2012	39.96
53402300	AWWSC Gen Tax OPEX	CF	9300005518	11/30/2012	31.34
53402300	AWWSC Gen Tax OPEX	CF	9300005520	11/30/2012	142.79
53402300	AWWSC Gen Tax OPEX	CF	9300005521	11/30/2012	12.00
53402300	AWWSC Gen Tax OPEX	CF	9300005522	11/30/2012	67.39
53402300	AWWSC Gen Tax OPEX	CF	9300005523	11/30/2012	26.90
53402300	AWWSC Gen Tax OPEX	CF	9300005525	11/30/2012	1.63
53402300	AWWSC Gen Tax OPEX	CF	9300005527	11/30/2012	23.52
53402300	AWWSC Gen Tax OPEX	CF	9300005529	11/30/2012	26.51
53402300	AWWSC Gen Tax OPEX	CF	9300005530	11/30/2012	85.58
53402300	AWWSC Gen Tax OPEX	CF	9300005531	11/30/2012	94.58
53402300	AWWSC Gen Tax OPEX	CF	9300005533	11/30/2012	27.22

Kentucky American Water Company  
Case No. 2012-00520  
Response to PSC DR1, Item 31

Account	Description	Doc Type	Document Number	Posting Date	Amount
53402300	AWWSC Gen Tax OPEX	CF	9300005534	11/30/2012	1.46
53402300	AWWSC Gen Tax OPEX	CF	9300005535	11/30/2012	39.47
53402300	AWWSC Gen Tax OPEX	CF	9300005536	11/30/2012	3.70
53402300	AWWSC Gen Tax OPEX	CF	9300005538	11/30/2012	119.34
53402300	AWWSC Gen Tax OPEX	CF	9300005539	11/30/2012	167.18
53402300	AWWSC Gen Tax OPEX	CF	9300005543	11/30/2012	111.11
53402300	AWWSC Gen Tax OPEX	CF	9300005544	11/30/2012	120.63
53402300	AWWSC Gen Tax OPEX	CF	9300005545	11/30/2012	350.64
53402300	AWWSC Gen Tax OPEX	CF	9300005548	11/30/2012	727.21
53402300	AWWSC Gen Tax OPEX	CF	9300005549	11/30/2012	256.17
53402300	AWWSC Gen Tax OPEX	CF	9300005550	11/30/2012	44.29
53402300	AWWSC Gen Tax OPEX	CF	9300005555	11/30/2012	4.24
53402300	AWWSC Gen Tax OPEX	CF	9300005556	11/30/2012	2.17
53402300	AWWSC Gen Tax OPEX	CF	9300005557	11/30/2012	2.33
53402300	AWWSC Gen Tax OPEX	CF	9300005558	11/30/2012	(0.13)
53402300	AWWSC Gen Tax OPEX	CF	9300005559	11/30/2012	0.17
53402300	AWWSC Gen Tax OPEX	CF	9300005560	11/30/2012	(0.79)
53402300	AWWSC Gen Tax OPEX	CF	9300005561	11/30/2012	(0.08)
53402300	AWWSC Gen Tax OPEX	CF	9300005562	11/30/2012	3.25
53402300	AWWSC Gen Tax OPEX	CF	9300005563	11/30/2012	(6.61)
53402300	AWWSC Gen Tax OPEX	CF	9300005564	11/30/2012	3.40
53402300	AWWSC Gen Tax OPEX	CF	9300005574	11/30/2012	56.67
53402300	AWWSC Gen Tax OPEX	CF	9300005575	11/30/2012	20.43
53402300	AWWSC Gen Tax OPEX	CF	9300005580	11/30/2012	118.66
53402300	AWWSC Gen Tax OPEX	CF	9300005581	11/30/2012	54.94
53402300	AWWSC Gen Tax OPEX	CF	9300005583	11/30/2012	99.67
53402300	AWWSC Gen Tax OPEX	CF	9300005585	11/30/2012	54.82
53402300	AWWSC Gen Tax OPEX	CF	9300005586	11/30/2012	68.06
53402300	AWWSC Gen Tax OPEX	CF	9300005587	11/30/2012	33.79
53402300	AWWSC Gen Tax OPEX	CF	9300005589	11/30/2012	56.38
53402300	AWWSC Gen Tax OPEX	CF	9300005590	11/30/2012	61.90
53402300	AWWSC Gen Tax OPEX	CF	9300005592	11/30/2012	35.27
53402300	AWWSC Gen Tax OPEX	CF	9300005594	11/30/2012	64.16
53402300	AWWSC Gen Tax OPEX	CF	9300005595	11/30/2012	59.50
53402300	AWWSC Gen Tax OPEX	CF	9300005597	11/30/2012	101.53
53402300	AWWSC Gen Tax OPEX	CF	9300005598	11/30/2012	3.30
53402300	AWWSC Gen Tax OPEX	CF	9300005599	11/30/2012	0.66
53402300	AWWSC Gen Tax OPEX	CF	9300005600	11/30/2012	(1.60)
53402300	AWWSC Gen Tax OPEX	CF	9300005602	11/30/2012	3.20
53402300	AWWSC Gen Tax OPEX	CF	9300005603	11/30/2012	496.10
53402300	AWWSC Gen Tax OPEX	CF	9300005605	11/30/2012	193.22
53402300	AWWSC Gen Tax OPEX	CF	9300005606	11/30/2012	3,192.19
53402300	AWWSC Gen Tax OPEX	CF	9300005607	11/30/2012	530.59
53402300	AWWSC Gen Tax OPEX	CF	9300005610	11/30/2012	97.54
53402300	AWWSC Gen Tax OPEX	CF	9300005611	11/30/2012	221.49
53402300	AWWSC Gen Tax OPEX	CF	9300005612	11/30/2012	108.97
53402300	AWWSC Gen Tax OPEX	CF	9300005613	11/30/2012	316.10
53402300	AWWSC Gen Tax OPEX	CF	9300005614	11/30/2012	6.69
53402300	AWWSC Gen Tax OPEX	CF	9300005615	11/30/2012	421.47
53402300	AWWSC Gen Tax OPEX	CF	9300005616	11/30/2012	307.70
53402300	AWWSC Gen Tax OPEX	CF	9300005617	11/30/2012	4.10
53402300	AWWSC Gen Tax OPEX	CF	9300005618	11/30/2012	51.06
53402300	AWWSC Gen Tax OPEX	CF	9300005619	11/30/2012	1.33

Kentucky American Water Company  
Case No. 2012-00520  
Response to PSC DR1, Item 31

Account	Description	Doc Type	Document Number	Posting Date	Amount
53402300	AWWSC Gen Tax OPEX	CF	9300005620	11/30/2012	149.99
53402300	AWWSC Gen Tax OPEX	CF	9300005621	11/30/2012	(3.16)
53402300	AWWSC Gen Tax OPEX	CF	9300005622	11/30/2012	33.72
53402300	AWWSC Gen Tax OPEX	CF	9300005623	11/30/2012	6.28
53402300	AWWSC Gen Tax OPEX	CF	9300005624	11/30/2012	3.10
53402300	AWWSC Gen Tax OPEX	CF	9300005738	11/30/2012	11.46
53402300	AWWSC Gen Tax OPEX	CF	9300005738	11/30/2012	0.12
53402300	AWWSC Gen Tax OPEX	CF	9300005738	11/30/2012	0.04
53402300	AWWSC Gen Tax OPEX	CF	9300005739	11/30/2012	13.47
53402300	AWWSC Gen Tax OPEX	CF	9300005739	11/30/2012	28.68
53402300	AWWSC Gen Tax OPEX	CF	9300005739	11/30/2012	(853.25)
53402300	AWWSC Gen Tax OPEX	CF	9300005740	11/30/2012	0.10
53402300	AWWSC Gen Tax OPEX	CF	9300005740	11/30/2012	20.21
53402300	AWWSC Gen Tax OPEX	CF	9300005740	11/30/2012	12.10
53402300	AWWSC Gen Tax OPEX	CF	9300005741	11/30/2012	10.11
53402300	AWWSC Gen Tax OPEX	CF	9300005741	11/30/2012	(0.62)
53402300	AWWSC Gen Tax OPEX	CF	9300005741	11/30/2012	1.25
53402300	AWWSC Gen Tax OPEX	CF	9300005741	11/30/2012	6.96
53402300	AWWSC Gen Tax OPEX	CF	9300005741	11/30/2012	0.50
53402300	AWWSC Gen Tax OPEX	CF	9300005742	11/30/2012	35.84
53402300	AWWSC Gen Tax OPEX	CF	9300005742	11/30/2012	(0.08)
53402300	AWWSC Gen Tax OPEX	CF	9300005742	11/30/2012	36.82
53402300	AWWSC Gen Tax OPEX	CF	9300005743	11/30/2012	8.19
53402300	AWWSC Gen Tax OPEX	CF	9300005743	11/30/2012	9.25
53402300	AWWSC Gen Tax OPEX	CF	9300005743	11/30/2012	19.53
53402300	AWWSC Gen Tax OPEX	CF	9300005743	11/30/2012	0.38
53402300	AWWSC Gen Tax OPEX	CF	9300005744	11/30/2012	66.83
53402300	AWWSC Gen Tax OPEX	CF	9300005744	11/30/2012	71.57
53402300	AWWSC Gen Tax OPEX	CF	9300005744	11/30/2012	(0.22)
53402300	AWWSC Gen Tax OPEX	CF	9300005745	11/30/2012	50.96
53402300	AWWSC Gen Tax OPEX	CF	9300005745	11/30/2012	11.77
53402300	AWWSC Gen Tax OPEX	CF	9300005745	11/30/2012	17.43
53402300	AWWSC Gen Tax OPEX	CF	9300005745	11/30/2012	(1.56)
53402300	AWWSC Gen Tax OPEX	CF	9300005746	11/30/2012	94.50
53402300	AWWSC Gen Tax OPEX	CF	9300005746	11/30/2012	2.96
53402300	AWWSC Gen Tax OPEX	CF	9300005746	11/30/2012	0.89
53402300	AWWSC Gen Tax OPEX	CF	9300005746	11/30/2012	14.66
53402300	AWWSC Gen Tax OPEX	CF	9300005746	11/30/2012	(3.79)
53402300	AWWSC Gen Tax OPEX	CF	9300005747	11/30/2012	2.68
53402300	AWWSC Gen Tax OPEX	CF	9300005747	11/30/2012	0.97
53402300	AWWSC Gen Tax OPEX	CF	9300005747	11/30/2012	1.48
53402300	AWWSC Gen Tax OPEX	CF	9300005748	11/30/2012	14.89
53402300	AWWSC Gen Tax OPEX	CF	9300005748	11/30/2012	0.54
53402300	AWWSC Gen Tax OPEX	CF	9300005748	11/30/2012	0.12
53402300	AWWSC Gen Tax OPEX	CF	9300005748	11/30/2012	9.00
53402300	AWWSC Gen Tax OPEX	CF	9300005749	11/30/2012	43.35
53402300	AWWSC Gen Tax OPEX	CF	9300005749	11/30/2012	(26.25)
53402300	AWWSC Gen Tax OPEX	CF	9300005749	11/30/2012	15.48
53402300	AWWSC Gen Tax OPEX	CF	9300005749	11/30/2012	9.21
53402300	AWWSC Gen Tax OPEX	CF	9300005750	11/30/2012	57.72
53402300	AWWSC Gen Tax OPEX	CF	9300005750	11/30/2012	112.13
53402300	AWWSC Gen Tax OPEX	CF	9300005750	11/30/2012	1.46
53402300	AWWSC Gen Tax OPEX	CF	9300005750	11/30/2012	3.70

Kentucky American Water Company  
Case No. 2012-00520  
Response to PSC DR1, Item 31

Account	Description	Doc Type	Document Number	Posting Date	Amount
53402300	AWWSC Gen Tax OPEX	CF	9300005751	11/30/2012	39.81
53402300	AWWSC Gen Tax OPEX	CF	9300005751	11/30/2012	22.59
53402300	AWWSC Gen Tax OPEX	CF	9300005751	11/30/2012	11.65
53402300	AWWSC Gen Tax OPEX	CF	9300005751	11/30/2012	0.28
53402300	AWWSC Gen Tax OPEX	CF	9300005752	11/30/2012	194.57
53402300	AWWSC Gen Tax OPEX	CF	9300005752	11/30/2012	55.54
53402300	AWWSC Gen Tax OPEX	CF	9300005752	11/30/2012	51.50
53402300	AWWSC Gen Tax OPEX	CF	9300005753	11/30/2012	1.58
53402300	AWWSC Gen Tax OPEX	CF	9300005753	11/30/2012	17.48
53402300	AWWSC Gen Tax OPEX	CF	9300005753	11/30/2012	28.31
53402300	AWWSC Gen Tax OPEX	CF	9300005753	11/30/2012	0.05
53402300	AWWSC Gen Tax OPEX	CF	9300005754	11/30/2012	1.93
53402300	AWWSC Gen Tax OPEX	CF	9300005754	11/30/2012	(1.77)
53402300	AWWSC Gen Tax OPEX	CF	9300005754	11/30/2012	(193.40)
53402300	AWWSC Gen Tax OPEX	CF	9300005755	11/30/2012	1.86
53402300	AWWSC Gen Tax OPEX	CF	9300005755	11/30/2012	(21.58)
53402300	AWWSC Gen Tax OPEX	CF	9300005755	11/30/2012	(1.09)
53402300	AWWSC Gen Tax OPEX	CF	9300005756	11/30/2012	(11.37)
53402300	AWWSC Gen Tax OPEX	CF	9300005756	11/30/2012	(6.82)
53402300	AWWSC Gen Tax OPEX	CF	9300005756	11/30/2012	0.14
53402300	AWWSC Gen Tax OPEX	CF	9300005756	11/30/2012	4.87
53402300	AWWSC Gen Tax OPEX	CF	9300005757	11/30/2012	1.00
53402300	AWWSC Gen Tax OPEX	CF	9300005757	11/30/2012	3.91
53402300	AWWSC Gen Tax OPEX	CF	9300005757	11/30/2012	6.37
53402300	AWWSC Gen Tax OPEX	CF	9300005757	11/30/2012	(5.87)
53402300	AWWSC Gen Tax OPEX	CF	9300005757	11/30/2012	(11.29)
53402300	AWWSC Gen Tax OPEX	CF	9300005758	11/30/2012	15.41
53402300	AWWSC Gen Tax OPEX	CF	9300005758	11/30/2012	1.71
53402300	AWWSC Gen Tax OPEX	CF	9300005758	11/30/2012	0.70
53402300	AWWSC Gen Tax OPEX	CF	9300005758	11/30/2012	1.20
53402300	AWWSC Gen Tax OPEX	CF	9300005759	11/30/2012	9.32
53402300	AWWSC Gen Tax OPEX	CF	9300005759	11/30/2012	1.71
53402300	AWWSC Gen Tax OPEX	CF	9300005759	11/30/2012	1.52
53402300	AWWSC Gen Tax OPEX	CF	9300005759	11/30/2012	0.25
53402300	AWWSC Gen Tax OPEX	CF	9300005759	11/30/2012	(160.79)
53402300	AWWSC Gen Tax OPEX	CF	9300005760	11/30/2012	14.09
53402300	AWWSC Gen Tax OPEX	CF	9300005760	11/30/2012	(32.75)
53402300	AWWSC Gen Tax OPEX	CF	9300005760	11/30/2012	18.35
53402300	AWWSC Gen Tax OPEX	CF	9300005760	11/30/2012	0.51
53402300	AWWSC Gen Tax OPEX	CF	9300005760	11/30/2012	77.63
53402300	AWWSC Gen Tax OPEX	CF	9300005761	11/30/2012	1,092.04
53402300	AWWSC Gen Tax OPEX	CF	9300005761	11/30/2012	(2.32)
53402300	AWWSC Gen Tax OPEX	CF	9300005761	11/30/2012	54.47
53402300	AWWSC Gen Tax OPEX	CF	9300005762	11/30/2012	(4.54)
53402300	AWWSC Gen Tax OPEX	CF	9300005762	11/30/2012	1.78
53402300	AWWSC Gen Tax OPEX	CF	9300005762	11/30/2012	(8.49)
53402300	AWWSC Gen Tax OPEX	CF	9300005762	11/30/2012	0.30
53402300	AWWSC Gen Tax OPEX	CF	9300005763	11/30/2012	0.21
53402300	AWWSC Gen Tax OPEX	CF	9300005763	11/30/2012	0.66
53402300	AWWSC Gen Tax OPEX	CF	9300005763	11/30/2012	0.05
53402300	AWWSC Gen Tax OPEX	CF	9300005763	11/30/2012	0.01
53402400	AWWSC Interest OPEX	CF	9300005545	11/30/2012	32.01
53402400	AWWSC Interest OPEX	CF	9300005587	11/30/2012	67.70

Kentucky American Water Company  
Case No. 2012-00520  
Response to PSC DR1, Item 31

Account	Description	Doc Type	Document Number	Posting Date	Amount
53402400	AWWSC Interest OPEX	CF	9300005739	11/30/2012	(52.39)
53402400	AWWSC Interest OPEX	CF	9300005740	11/30/2012	950.72
53402400	AWWSC Interest OPEX	CF	9300005744	11/30/2012	0.69
53402400	AWWSC Interest OPEX	CF	9300005746	11/30/2012	563.45
53402400	AWWSC Interest OPEX	CF	9300005748	11/30/2012	129.15
53402400	AWWSC Interest OPEX	CF	9300005749	11/30/2012	1.57
53402400	AWWSC Interest OPEX	CF	9300005749	11/30/2012	7.61
53402400	AWWSC Interest OPEX	CF	9300005749	11/30/2012	1.57
53402400	AWWSC Interest OPEX	CF	9300005750	11/30/2012	5.02
53402400	AWWSC Interest OPEX	CF	9300005750	11/30/2012	1,682.60
53402400	AWWSC Interest OPEX	CF	9300005752	11/30/2012	115.89
53402400	AWWSC Interest OPEX	CF	9300005752	11/30/2012	1.19
53402400	AWWSC Interest OPEX	CF	9300005752	11/30/2012	134.92
53402400	AWWSC Interest OPEX	CF	9300005754	11/30/2012	475.02
53402400	AWWSC Interest OPEX	CF	9300005755	11/30/2012	3.88
53402400	AWWSC Interest OPEX	CF	9300005756	11/30/2012	206.58
53402400	AWWSC Interest OPEX	CF	9300005759	11/30/2012	47.15
53402400	AWWSC Interest OPEX	CF	9300005759	11/30/2012	0.61
53402400	AWWSC Interest OPEX	CF	9300005761	11/30/2012	358.65
53402400	AWWSC Interest OPEX	CF	9300005762	11/30/2012	5.35
53402500	AWWSC Oth Inc OPEX	CF	9300005453	11/30/2012	(185.81)
53402500	AWWSC Oth Inc OPEX	CF	9300005532	11/30/2012	(200.42)
53402500	AWWSC Oth Inc OPEX	CF	9300005738	11/30/2012	(57.17)
53402500	AWWSC Oth Inc OPEX	CF	9300005738	11/30/2012	(710.67)
53402500	AWWSC Oth Inc OPEX	CF	9300005738	11/30/2012	0.04
53402500	AWWSC Oth Inc OPEX	CF	9300005739	11/30/2012	(125.15)
53402500	AWWSC Oth Inc OPEX	CF	9300005739	11/30/2012	0.03
53402500	AWWSC Oth Inc OPEX	CF	9300005740	11/30/2012	(31.76)
53402500	AWWSC Oth Inc OPEX	CF	9300005740	11/30/2012	(36.84)
53402500	AWWSC Oth Inc OPEX	CF	9300005740	11/30/2012	(29.33)
53402500	AWWSC Oth Inc OPEX	CF	9300005741	11/30/2012	(53.90)
53402500	AWWSC Oth Inc OPEX	CF	9300005741	11/30/2012	(69.46)
53402500	AWWSC Oth Inc OPEX	CF	9300005741	11/30/2012	0.04
53402500	AWWSC Oth Inc OPEX	CF	9300005742	11/30/2012	(3.74)
53402500	AWWSC Oth Inc OPEX	CF	9300005742	11/30/2012	0.05
53402500	AWWSC Oth Inc OPEX	CF	9300005742	11/30/2012	(19.44)
53402500	AWWSC Oth Inc OPEX	CF	9300005743	11/30/2012	(37.65)
53402500	AWWSC Oth Inc OPEX	CF	9300005743	11/30/2012	(9.23)
53402500	AWWSC Oth Inc OPEX	CF	9300005743	11/30/2012	0.08
53402500	AWWSC Oth Inc OPEX	CF	9300005744	11/30/2012	(2.89)
53402500	AWWSC Oth Inc OPEX	CF	9300005745	11/30/2012	(41.61)
53402500	AWWSC Oth Inc OPEX	CF	9300005745	11/30/2012	(21.93)
53402500	AWWSC Oth Inc OPEX	CF	9300005747	11/30/2012	(8.90)
53402500	AWWSC Oth Inc OPEX	CF	9300005749	11/30/2012	(33.82)
53402500	AWWSC Oth Inc OPEX	CF	9300005753	11/30/2012	(216.13)
53402500	AWWSC Oth Inc OPEX	CF	9300005757	11/30/2012	(0.56)
53402500	AWWSC Oth Inc OPEX	CF	9300005758	11/30/2012	(2.61)
53402500	AWWSC Oth Inc OPEX	CF	9300005759	11/30/2012	(0.19)
53402500	AWWSC Oth Inc OPEX	CF	9300005759	11/30/2012	(14.61)
53402500	AWWSC Oth Inc OPEX	CF	9300005760	11/30/2012	0.16
53402500	AWWSC Oth Inc OPEX	CF	9300005761	11/30/2012	(457.97)
53402500	AWWSC Oth Inc OPEX	CF	9300005761	11/30/2012	30.40
53402500	AWWSC Oth Inc OPEX	CF	9300005762	11/30/2012	(2.10)



## Kentucky American Water Company

Case No. 2012-00520

Response to PSC DR1, Item 31

Account	Description	Doc Type	Document Number	Posting Date	Amount
53402500	AWWSC Oth Inc OPEX	CF	9300005763	11/30/2012	(1.91)
53402500	AWWSC Oth Inc OPEX	CF	9300005763	11/30/2012	(0.02)
53402600	AWWSC Inc Tax OPEX	CF	9300005739	11/30/2012	(2,740.10)
53481000	AWWSC Labor CAPX	CF	9300005044	11/30/2012	59.62
53481000	AWWSC Labor CAPX	CF	9300005045	11/30/2012	63.31
53481000	AWWSC Labor CAPX	CF	9300005046	11/30/2012	161.56
53481000	AWWSC Labor CAPX	CF	9300005047	11/30/2012	1,332.83
53481000	AWWSC Labor CAPX	CF	9300005047	11/30/2012	91.98
53481000	AWWSC Labor CAPX	CF	9300005048	11/30/2012	1,181.78
53481000	AWWSC Labor CAPX	CF	9300005048	11/30/2012	49.97
53481000	AWWSC Labor CAPX	CF	9300005049	11/30/2012	675.91
53481000	AWWSC Labor CAPX	CF	9300005050	11/30/2012	2,659.06
53481000	AWWSC Labor CAPX	CF	9300005050	11/30/2012	209.09
53481000	AWWSC Labor CAPX	CF	9300005051	11/30/2012	127.03
53481000	AWWSC Labor CAPX	CF	9300005052	11/30/2012	246.52
53481000	AWWSC Labor CAPX	CF	9300005053	11/30/2012	71.10
53481000	AWWSC Labor CAPX	CF	9300005054	11/30/2012	33.65
53481000	AWWSC Labor CAPX	CF	9300005055	11/30/2012	971.44
53481000	AWWSC Labor CAPX	CF	9300005086	11/30/2012	(282.27)
53481000	AWWSC Labor CAPX	CF	9300005087	11/30/2012	466.58
53481000	AWWSC Labor CAPX	CF	9300005088	11/30/2012	825.48
53481000	AWWSC Labor CAPX	CF	9300005089	11/30/2012	182.22
53481000	AWWSC Labor CAPX	CF	9300005090	11/30/2012	1,455.13
53481000	AWWSC Labor CAPX	CF	9300005092	11/30/2012	53.22
53481000	AWWSC Labor CAPX	CF	9300005093	11/30/2012	248.83
53481000	AWWSC Labor CAPX	CF	9300005094	11/30/2012	9.30
53481000	AWWSC Labor CAPX	CF	9300005095	11/30/2012	677.20
53481000	AWWSC Labor CAPX	CF	9300005095	11/30/2012	11.30
53481000	AWWSC Labor CAPX	CF	9300005097	11/30/2012	8,292.46
53481000	AWWSC Labor CAPX	CF	9300005097	11/30/2012	1,164.00
53481000	AWWSC Labor CAPX	CF	9300005098	11/30/2012	342.88
53481000	AWWSC Labor CAPX	CF	9300005099	11/30/2012	129.96
53481000	AWWSC Labor CAPX	CF	9300005100	11/30/2012	666.71
53481000	AWWSC Labor CAPX	CF	9300005101	11/30/2012	(1,324.02)
53481000	AWWSC Labor CAPX	CF	9300005102	11/30/2012	(306.22)
53481000	AWWSC Labor CAPX	CF	9300005105	11/30/2012	516.62
53481000	AWWSC Labor CAPX	CF	9300005106	11/30/2012	197.03
53481000	AWWSC Labor CAPX	CF	9300005107	11/30/2012	226.38
53481000	AWWSC Labor CAPX	CF	9300005108	11/30/2012	23.60
53481000	AWWSC Labor CAPX	CF	9300005109	11/30/2012	23.60
53481000	AWWSC Labor CAPX	CF	9300005110	11/30/2012	23.60
53481000	AWWSC Labor CAPX	CF	9300005111	11/30/2012	258.47
53481000	AWWSC Labor CAPX	CF	9300005112	11/30/2012	273.69
53481000	AWWSC Labor CAPX	CF	9300005113	11/30/2012	129.75
53481000	AWWSC Labor CAPX	CF	9300005113	11/30/2012	174.31
53481000	AWWSC Labor CAPX	CF	9300005114	11/30/2012	169.92
53481000	AWWSC Labor CAPX	CF	9300005115	11/30/2012	426.89
53481000	AWWSC Labor CAPX	CF	9300005116	11/30/2012	280.26
53481000	AWWSC Labor CAPX	CF	9300005117	11/30/2012	440.26
53481000	AWWSC Labor CAPX	CF	9300005119	11/30/2012	495.50
53481000	AWWSC Labor CAPX	CF	9300005120	11/30/2012	537.96
53481000	AWWSC Labor CAPX	CF	9300005121	11/30/2012	534.08
53481000	AWWSC Labor CAPX	CF	9300005122	11/30/2012	169.44

## Kentucky American Water Company

Case No. 2012-00520

Response to PSC DR1, Item 31

Account	Description	Doc Type	Document Number	Posting Date	Amount
53481000	AWWSC Labor CAPX	CF	9300005123	11/30/2012	180.88
53481000	AWWSC Labor CAPX	CF	9300005124	11/30/2012	184.95
53481000	AWWSC Labor CAPX	CF	9300005125	11/30/2012	1,852.71
53481000	AWWSC Labor CAPX	CF	9300005125	11/30/2012	830.57
53481000	AWWSC Labor CAPX	CF	9300005127	11/30/2012	2,437.10
53481000	AWWSC Labor CAPX	CF	9300005127	11/30/2012	578.64
53481000	AWWSC Labor CAPX	CF	9300005128	11/30/2012	(21.24)
53481000	AWWSC Labor CAPX	CF	9300005128	11/30/2012	270.03
53481000	AWWSC Labor CAPX	CF	9300005129	11/30/2012	247.03
53481000	AWWSC Labor CAPX	CF	9300005130	11/30/2012	247.03
53481000	AWWSC Labor CAPX	CF	9300005131	11/30/2012	247.03
53481000	AWWSC Labor CAPX	CF	9300005132	11/30/2012	37.28
53481000	AWWSC Labor CAPX	CF	9300005133	11/30/2012	159.61
53481000	AWWSC Labor CAPX	CF	9300005134	11/30/2012	(136.85)
53481000	AWWSC Labor CAPX	CF	9300005135	11/30/2012	(136.85)
53481000	AWWSC Labor CAPX	CF	9300005136	11/30/2012	(136.85)
53481000	AWWSC Labor CAPX	CF	9300005148	11/30/2012	(18.74)
53481000	AWWSC Labor CAPX	CF	9300005154	11/30/2012	58.56
53481000	AWWSC Labor CAPX	CF	9300005172	11/30/2012	747.55
53481000	AWWSC Labor CAPX	CF	9300005173	11/30/2012	3,439.63
53481000	AWWSC Labor CAPX	CF	9300005173	11/30/2012	778.69
53481000	AWWSC Labor CAPX	CF	9300005174	11/30/2012	280.15
53481000	AWWSC Labor CAPX	CF	9300005175	11/30/2012	13.58
53481000	AWWSC Labor CAPX	CF	9300005178	11/30/2012	5,093.13
53481000	AWWSC Labor CAPX	CF	9300005178	11/30/2012	1,123.06
53481000	AWWSC Labor CAPX	CF	9300005180	11/30/2012	415.22
53481000	AWWSC Labor CAPX	CF	9300005181	11/30/2012	2.15
53481000	AWWSC Labor CAPX	CF	9300005184	11/30/2012	(9.88)
53481000	AWWSC Labor CAPX	CF	9300005185	11/30/2012	1,210.52
53481000	AWWSC Labor CAPX	CF	9300005189	11/30/2012	255.16
53481000	AWWSC Labor CAPX	CF	9300005192	11/30/2012	255.16
53481000	AWWSC Labor CAPX	CF	9300005193	11/30/2012	200.29
53481000	AWWSC Labor CAPX	CF	9300005193	11/30/2012	200.50
53481000	AWWSC Labor CAPX	CF	9300005195	11/30/2012	266.32
53481000	AWWSC Labor CAPX	CF	9300005196	11/30/2012	767.05
53481000	AWWSC Labor CAPX	CF	9300005198	11/30/2012	95.37
53481000	AWWSC Labor CAPX	CF	9300005200	11/30/2012	715.22
53481000	AWWSC Labor CAPX	CF	9300005201	11/30/2012	263.56
53481000	AWWSC Labor CAPX	CF	9300005202	11/30/2012	252.35
53481000	AWWSC Labor CAPX	CF	9300005203	11/30/2012	(77.10)
53481000	AWWSC Labor CAPX	CF	9300005204	11/30/2012	(18.84)
53481000	AWWSC Labor CAPX	CF	9300005206	11/30/2012	164.45
53481000	AWWSC Labor CAPX	CF	9300005207	11/30/2012	863.30
53481000	AWWSC Labor CAPX	CF	9300005207	11/30/2012	73.52
53481000	AWWSC Labor CAPX	CF	9300005208	11/30/2012	318.00
53481000	AWWSC Labor CAPX	CF	9300005215	11/30/2012	279.57
53481000	AWWSC Labor CAPX	CF	9300005217	11/30/2012	(1.94)
53481000	AWWSC Labor CAPX	CF	9300005217	11/30/2012	4.71
53481000	AWWSC Labor CAPX	CF	9300005218	11/30/2012	24.93
53481000	AWWSC Labor CAPX	CF	9300005218	11/30/2012	3.74
53481000	AWWSC Labor CAPX	CF	9300005219	11/30/2012	(0.08)
53481000	AWWSC Labor CAPX	CF	9300005220	11/30/2012	259.76
53481000	AWWSC Labor CAPX	CF	9300005222	11/30/2012	26.89

## Kentucky American Water Company

Case No. 2012-00520

Response to PSC DR1, Item 31

Account	Description	Doc Type	Document Number	Posting Date	Amount
53481000	AWWSC Labor CAPX	CF	9300005225	11/30/2012	22.36
53481000	AWWSC Labor CAPX	CF	9300005229	11/30/2012	29.85
53481000	AWWSC Labor CAPX	CF	9300005232	11/30/2012	26.41
53481000	AWWSC Labor CAPX	CF	9300005235	11/30/2012	29.89
53481000	AWWSC Labor CAPX	CF	9300005249	11/30/2012	(6.30)
53481000	AWWSC Labor CAPX	CF	9300005249	11/30/2012	(12.60)
53481000	AWWSC Labor CAPX	CF	9300005250	11/30/2012	(32.35)
53481000	AWWSC Labor CAPX	CF	9300005251	11/30/2012	157.31
53481000	AWWSC Labor CAPX	CF	9300005252	11/30/2012	99.05
53481000	AWWSC Labor CAPX	CF	9300005254	11/30/2012	1,035.59
53481000	AWWSC Labor CAPX	CF	9300005254	11/30/2012	68.39
53481000	AWWSC Labor CAPX	CF	9300005255	11/30/2012	13.18
53481000	AWWSC Labor CAPX	CF	9300005256	11/30/2012	256.13
53481000	AWWSC Labor CAPX	CF	9300005261	11/30/2012	(3.77)
53481000	AWWSC Labor CAPX	CF	9300005261	11/30/2012	94.34
53481000	AWWSC Labor CAPX	CF	9300005262	11/30/2012	(18.29)
53481000	AWWSC Labor CAPX	CF	9300005263	11/30/2012	(564.17)
53481000	AWWSC Labor CAPX	CF	9300005264	11/30/2012	(50.98)
53481000	AWWSC Labor CAPX	CF	9300005265	11/30/2012	300.65
53481000	AWWSC Labor CAPX	CF	9300005267	11/30/2012	100.16
53481000	AWWSC Labor CAPX	CF	9300005272	11/30/2012	7.10
53481000	AWWSC Labor CAPX	CF	9300005276	11/30/2012	7.07
53481000	AWWSC Labor CAPX	CF	9300005277	11/30/2012	1,153.52
53481000	AWWSC Labor CAPX	CF	9300005278	11/30/2012	279.80
53481000	AWWSC Labor CAPX	CF	9300005282	11/30/2012	1,186.02
53481000	AWWSC Labor CAPX	CF	9300005284	11/30/2012	77.33
53481000	AWWSC Labor CAPX	CF	9300005285	11/30/2012	153.25
53481000	AWWSC Labor CAPX	CF	9300005286	11/30/2012	382.28
53481000	AWWSC Labor CAPX	CF	9300005288	11/30/2012	337.28
53481000	AWWSC Labor CAPX	CF	9300005289	11/30/2012	33.75
53481000	AWWSC Labor CAPX	CF	9300005290	11/30/2012	62.65
53481000	AWWSC Labor CAPX	CF	9300005293	11/30/2012	115.39
53481000	AWWSC Labor CAPX	CF	9300005296	11/30/2012	96.25
53481000	AWWSC Labor CAPX	CF	9300005297	11/30/2012	89.55
53481000	AWWSC Labor CAPX	CF	9300005298	11/30/2012	52.10
53481000	AWWSC Labor CAPX	CF	9300005299	11/30/2012	(7.60)
53481000	AWWSC Labor CAPX	CF	9300005300	11/30/2012	234.81
53481000	AWWSC Labor CAPX	CF	9300005308	11/30/2012	202.11
53481000	AWWSC Labor CAPX	CF	9300005311	11/30/2012	341.17
53481000	AWWSC Labor CAPX	CF	9300005312	11/30/2012	138.90
53481000	AWWSC Labor CAPX	CF	9300005315	11/30/2012	279.89
53481000	AWWSC Labor CAPX	CF	9300005316	11/30/2012	68.36
53481000	AWWSC Labor CAPX	CF	9300005319	11/30/2012	44.96
53481000	AWWSC Labor CAPX	CF	9300005320	11/30/2012	(34.73)
53481000	AWWSC Labor CAPX	CF	9300005323	11/30/2012	44.95
53481000	AWWSC Labor CAPX	CF	9300005324	11/30/2012	(34.73)
53481000	AWWSC Labor CAPX	CF	9300005327	11/30/2012	335.16
53481000	AWWSC Labor CAPX	CF	9300005329	11/30/2012	(23.87)
53481000	AWWSC Labor CAPX	CF	9300005330	11/30/2012	292.81
53481000	AWWSC Labor CAPX	CF	9300005331	11/30/2012	309.65
53481000	AWWSC Labor CAPX	CF	9300005332	11/30/2012	53.29
53481000	AWWSC Labor CAPX	CF	9300005541	11/30/2012	(5,625.62)
53481000	AWWSC Labor CAPX	CF	9300005542	11/30/2012	(1,273.45)

## Kentucky American Water Company

Case No. 2012-00520

Response to PSC DR1, Item 31

Account	Description	Doc Type	Document Number	Posting Date	Amount
53481000	AWWSC Labor CAPX	CF	9300005625	11/30/2012	3.15
53481000	AWWSC Labor CAPX	CF	9300005626	11/30/2012	11.33
53481000	AWWSC Labor CAPX	CF	9300005626	11/30/2012	0.48
53481000	AWWSC Labor CAPX	CF	9300005627	11/30/2012	3.53
53481000	AWWSC Labor CAPX	CF	9300005627	11/30/2012	0.09
53481000	AWWSC Labor CAPX	CF	9300005628	11/30/2012	1.53
53481000	AWWSC Labor CAPX	CF	9300005629	11/30/2012	5.26
53481000	AWWSC Labor CAPX	CF	9300005631	11/30/2012	3.16
53481000	AWWSC Labor CAPX	CF	9300005631	11/30/2012	0.21
53481000	AWWSC Labor CAPX	CF	9300005632	11/30/2012	2.77
53481000	AWWSC Labor CAPX	CF	9300005632	11/30/2012	0.01
53481000	AWWSC Labor CAPX	CF	9300005632	11/30/2012	10.24
53481000	AWWSC Labor CAPX	CF	9300005633	11/30/2012	4.78
53481000	AWWSC Labor CAPX	CF	9300005634	11/30/2012	6.91
53481000	AWWSC Labor CAPX	CF	9300005634	11/30/2012	2.59
53481000	AWWSC Labor CAPX	CF	9300005635	11/30/2012	5.33
53481000	AWWSC Labor CAPX	CF	9300005635	11/30/2012	19.56
53481000	AWWSC Labor CAPX	CF	9300005635	11/30/2012	0.06
53481000	AWWSC Labor CAPX	CF	9300005637	11/30/2012	7.82
53481000	AWWSC Labor CAPX	CF	9300005637	11/30/2012	4.84
53481000	AWWSC Labor CAPX	CF	9300005637	11/30/2012	0.25
53481000	AWWSC Labor CAPX	CF	9300005638	11/30/2012	0.25
53481000	AWWSC Labor CAPX	CF	9300005638	11/30/2012	7.49
53481000	AWWSC Labor CAPX	CF	9300005638	11/30/2012	0.01
53481000	AWWSC Labor CAPX	CF	9300005639	11/30/2012	0.04
53481000	AWWSC Labor CAPX	CF	9300005639	11/30/2012	0.11
53481000	AWWSC Labor CAPX	CF	9300005639	11/30/2012	(0.29)
53481000	AWWSC Labor CAPX	CF	9300005640	11/30/2012	1.34
53481000	AWWSC Labor CAPX	CF	9300005641	11/30/2012	0.30
53481000	AWWSC Labor CAPX	CF	9300005642	11/30/2012	1.11
53481000	AWWSC Labor CAPX	CF	9300005642	11/30/2012	0.19
53481000	AWWSC Labor CAPX	CF	9300005642	11/30/2012	0.04
53481000	AWWSC Labor CAPX	CF	9300005643	11/30/2012	1.27
53481000	AWWSC Labor CAPX	CF	9300005643	11/30/2012	0.06
53481000	AWWSC Labor CAPX	CF	9300005644	11/30/2012	1.48
53481000	AWWSC Labor CAPX	CF	9300005644	11/30/2012	212.02
53481000	AWWSC Labor CAPX	CF	9300005646	11/30/2012	468.83
53481000	AWWSC Labor CAPX	CF	9300005646	11/30/2012	20.32
53481000	AWWSC Labor CAPX	CF	9300005647	11/30/2012	10.24
53481000	AWWSC Labor CAPX	CF	9300005648	11/30/2012	204.76
53481000	AWWSC Labor CAPX	CF	9300005648	11/30/2012	2.84
53481000	AWWSC Labor CAPX	CF	9300005649	11/30/2012	136.92
53481000	AWWSC Labor CAPX	CF	9300005650	11/30/2012	(234.49)
53481000	AWWSC Labor CAPX	CF	9300005650	11/30/2012	3.06
53481000	AWWSC Labor CAPX	CF	9300005650	11/30/2012	0.07
53481000	AWWSC Labor CAPX	CF	9300005650	11/30/2012	0.13
53481000	AWWSC Labor CAPX	CF	9300005651	11/30/2012	0.92
53481000	AWWSC Labor CAPX	CF	9300005651	11/30/2012	1.32
53481000	AWWSC Labor CAPX	CF	9300005651	11/30/2012	0.09
53481000	AWWSC Labor CAPX	CF	9300005651	11/30/2012	0.08
53481000	AWWSC Labor CAPX	CF	9300005652	11/30/2012	3.96
53481000	AWWSC Labor CAPX	CF	9300005652	11/30/2012	1.78
53481000	AWWSC Labor CAPX	CF	9300005652	11/30/2012	1.37

## Kentucky American Water Company

Case No. 2012-00520

Response to PSC DR1, Item 31

Account	Description	Doc Type	Document Number	Posting Date	Amount
53481000	AWWSC Labor CAPX	CF	9300005652	11/30/2012	0.05
53481000	AWWSC Labor CAPX	CF	9300005653	11/30/2012	0.21
53481000	AWWSC Labor CAPX	CF	9300005653	11/30/2012	2.94
53481000	AWWSC Labor CAPX	CF	9300005653	11/30/2012	0.07
53481000	AWWSC Labor CAPX	CF	9300005654	11/30/2012	0.15
53481000	AWWSC Labor CAPX	CF	9300005655	11/30/2012	2.17
53481000	AWWSC Labor CAPX	CF	9300005656	11/30/2012	(5.33)
53481000	AWWSC Labor CAPX	CF	9300005656	11/30/2012	(0.83)
53481000	AWWSC Labor CAPX	CF	9300005657	11/30/2012	0.05
53481000	AWWSC Labor CAPX	CF	9300005657	11/30/2012	(0.37)
53481000	AWWSC Labor CAPX	CF	9300005657	11/30/2012	(0.05)
53481000	AWWSC Labor CAPX	CF	9300005658	11/30/2012	(0.38)
53481000	AWWSC Labor CAPX	CF	9300005658	11/30/2012	0.54
53481000	AWWSC Labor CAPX	CF	9300005660	11/30/2012	0.01
53481000	AWWSC Labor CAPX	CF	9300005661	11/30/2012	(0.38)
53481000	AWWSC Labor CAPX	CF	9300005661	11/30/2012	(0.40)
53481000	AWWSC Labor CAPX	CF	9300005662	11/30/2012	(0.21)
53481000	AWWSC Labor CAPX	CF	9300005663	11/30/2012	0.02
53481000	AWWSC Labor CAPX	CF	9300005663	11/30/2012	0.01
53481000	AWWSC Labor CAPX	CF	9300005663	11/30/2012	0.11
53481000	AWWSC Labor CAPX	CF	9300005664	11/30/2012	0.33
53481000	AWWSC Labor CAPX	CF	9300005664	11/30/2012	(0.30)
53481000	AWWSC Labor CAPX	CF	9300005665	11/30/2012	192.72
53481000	AWWSC Labor CAPX	CF	9300005677	11/30/2012	689.07
53481000	AWWSC Labor CAPX	CF	9300005680	11/30/2012	284.30
53481000	AWWSC Labor CAPX	CF	9300005681	11/30/2012	85.32
53481000	AWWSC Labor CAPX	CF	9300005689	11/30/2012	311.97
53481000	AWWSC Labor CAPX	CF	9300005700	11/30/2012	6,120.75
53481000	AWWSC Labor CAPX	CF	9300005701	11/30/2012	771.58
53481000	AWWSC Labor CAPX	CF	9300005702	11/30/2012	2,499.15
53481000	AWWSC Labor CAPX	CF	9300005712	11/30/2012	327.60
53481000	AWWSC Labor CAPX	CF	9300005729	11/30/2012	(566.77)
53481000	AWWSC Labor CAPX	CF	9300005730	11/30/2012	(1.65)
53481000	AWWSC Labor CAPX	CF	9300005730	11/30/2012	278.86
53481000	AWWSC Labor CAPX	CF	9300005731	11/30/2012	(54.66)
53481000	AWWSC Labor CAPX	CF	9300005731	11/30/2012	88.16
53481000	AWWSC Labor CAPX	CF	9300005731	11/30/2012	19.67
53481000	AWWSC Labor CAPX	CF	9300005732	11/30/2012	2.58
53481000	AWWSC Labor CAPX	CF	9300005733	11/30/2012	87.38
53481000	AWWSC Labor CAPX	CF	9300005734	11/30/2012	0.23
53481000	AWWSC Labor CAPX	CF	9300005735	11/30/2012	(0.39)
53481000	AWWSC Labor CAPX	CF	9300005735	11/30/2012	0.23
53481000	AWWSC Labor CAPX	CF	9300005735	11/30/2012	0.05
53481000	AWWSC Labor CAPX	CF	9300005736	11/30/2012	0.04
53481000	AWWSC Labor CAPX	CF	9300005736	11/30/2012	0.12
53481000	AWWSC Labor CAPX	CF	9300005736	11/30/2012	0.28
53481000	AWWSC Labor CAPX	UT	9300005765	11/30/2012	1,630.24
53481000	AWWSC Labor CAPX	UT	9300005764	11/30/2012	(22,177.85)
53481000	AWWSC Labor CAPX	UT	9300005764	11/30/2012	(749.66)
53481000	AWWSC Labor CAPX	UZ	2000000576	11/30/2012	6,899.07
53481000	AWWSC Labor CAPX	UZ	2000000576	11/30/2012	(118.48)
53481000	AWWSC Labor CAPX	UZ	2000000578	11/30/2012	(125.18)
53481000	AWWSC Labor CAPX	UZ	2000000575	11/30/2012	(87.49)

## Kentucky American Water Company

Case No. 2012-00520

Response to PSC DR1, Item 31

Account	Description	Doc Type	Document Number	Posting Date	Amount
53481000	AWWSC Labor CAPX	UZ	2000000575	11/30/2012	(259.97)
53481000	AWWSC Labor CAPX	UZ	2000000576	11/30/2012	(144.32)
53481000	AWWSC Labor CAPX	UZ	2000000580	11/30/2012	(91.58)
53481000	AWWSC Labor CAPX	UZ	2000000576	11/30/2012	(81.03)
53481000	AWWSC Labor CAPX	UZ	2000000580	11/30/2012	7.60
53481000	AWWSC Labor CAPX	UZ	2000000575	11/30/2012	(321.59)
53481000	AWWSC Labor CAPX	UZ	2000000576	11/30/2012	(1,591.04)
53481000	AWWSC Labor CAPX	UZ	2000000578	11/30/2012	(1,903.26)
53481000	AWWSC Labor CAPX	UZ	2000000578	11/30/2012	(486.76)
53481000	AWWSC Labor CAPX	UZ	2000000578	11/30/2012	(744.64)
53481000	AWWSC Labor CAPX	UZ	2000000576	11/30/2012	(7.10)
53481000	AWWSC Labor CAPX	UZ	2000000578	11/30/2012	0.24
53481000	AWWSC Labor CAPX	UZ	2000000578	11/30/2012	(323.11)
53481000	AWWSC Labor CAPX	UZ	2000000576	11/30/2012	(108.95)
53481000	AWWSC Labor CAPX	UZ	2000000578	11/30/2012	50.98
53481000	AWWSC Labor CAPX	UZ	2000000578	11/30/2012	564.17
53481000	AWWSC Labor CAPX	UZ	2000000575	11/30/2012	(94.34)
53481000	AWWSC Labor CAPX	UZ	2000000580	11/30/2012	22.06
53481000	AWWSC Labor CAPX	UZ	2000000578	11/30/2012	(342.91)
53481000	AWWSC Labor CAPX	UZ	2000000580	11/30/2012	(13.18)
53481000	AWWSC Labor CAPX	UZ	2000000580	11/30/2012	(1,451.13)
53481000	AWWSC Labor CAPX	UZ	2000000580	11/30/2012	(127.98)
53481000	AWWSC Labor CAPX	UZ	2000000578	11/30/2012	(215.17)
53481000	AWWSC Labor CAPX	UZ	2000000580	11/30/2012	32.35
53481000	AWWSC Labor CAPX	UZ	2000000580	11/30/2012	18.90
53481000	AWWSC Labor CAPX	UZ	2000000576	11/30/2012	(29.89)
53481000	AWWSC Labor CAPX	UZ	2000000576	11/30/2012	(26.41)
53481000	AWWSC Labor CAPX	UZ	2000000578	11/30/2012	(29.85)
53481000	AWWSC Labor CAPX	UZ	2000000576	11/30/2012	(22.36)
53481000	AWWSC Labor CAPX	UZ	2000000578	11/30/2012	(26.89)
53481000	AWWSC Labor CAPX	UZ	2000000575	11/30/2012	0.10
53481000	AWWSC Labor CAPX	UZ	2000000580	11/30/2012	(376.87)
53481000	AWWSC Labor CAPX	UZ	2000000576	11/30/2012	(4.71)
53481000	AWWSC Labor CAPX	UZ	2000000580	11/30/2012	1.94
53481000	AWWSC Labor CAPX	UZ	2000000580	11/30/2012	(366.35)
53481000	AWWSC Labor CAPX	UZ	2000000578	11/30/2012	(433.73)
53481000	AWWSC Labor CAPX	UZ	2000000575	11/30/2012	(1,226.11)
53481000	AWWSC Labor CAPX	UZ	2000000578	11/30/2012	(222.31)
53481000	AWWSC Labor CAPX	UZ	2000000576	11/30/2012	18.84
53481000	AWWSC Labor CAPX	UZ	2000000576	11/30/2012	77.10
53481000	AWWSC Labor CAPX	UZ	2000000578	11/30/2012	(339.13)
53481000	AWWSC Labor CAPX	UZ	2000000576	11/30/2012	(350.34)
53481000	AWWSC Labor CAPX	UZ	2000000576	11/30/2012	(1,045.42)
53481000	AWWSC Labor CAPX	UZ	2000000578	11/30/2012	8.25
53481000	AWWSC Labor CAPX	UZ	2000000578	11/30/2012	(1,027.42)
53481000	AWWSC Labor CAPX	UZ	2000000580	11/30/2012	(353.10)
53481000	AWWSC Labor CAPX	UZ	2000000578	11/30/2012	(458.65)
53481000	AWWSC Labor CAPX	UZ	2000000580	11/30/2012	(341.94)
53481000	AWWSC Labor CAPX	UZ	2000000578	11/30/2012	(341.94)
53481000	AWWSC Labor CAPX	UZ	2000000578	11/30/2012	9.88
53481000	AWWSC Labor CAPX	UZ	2000000580	11/30/2012	(1,615.54)
53481000	AWWSC Labor CAPX	UZ	2000000575	11/30/2012	(562.01)
53481000	AWWSC Labor CAPX	UZ	2000000576	11/30/2012	0.39

## Kentucky American Water Company

Case No. 2012-00520

Response to PSC DR1, Item 31

Account	Description	Doc Type	Document Number	Posting Date	Amount
53481000	AWWSC Labor CAPX	UZ	200000580	11/30/2012	(7,908.63)
53481000	AWWSC Labor CAPX	UZ	200000578	11/30/2012	(5,742.43)
53481000	AWWSC Labor CAPX	UZ	200000580	11/30/2012	(1,007.92)
53481000	AWWSC Labor CAPX	UZ	200000576	11/30/2012	18.74
53481000	AWWSC Labor CAPX	UZ	200000576	11/30/2012	(254.89)
53481000	AWWSC Labor CAPX	UZ	200000580	11/30/2012	(669.09)
53481000	AWWSC Labor CAPX	UZ	200000575	11/30/2012	(313.16)
53481000	AWWSC Labor CAPX	UZ	200000575	11/30/2012	(37.28)
53481000	AWWSC Labor CAPX	UZ	200000578	11/30/2012	(333.81)
53481000	AWWSC Labor CAPX	UZ	200000578	11/30/2012	(333.81)
53481000	AWWSC Labor CAPX	UZ	200000580	11/30/2012	(333.81)
53481000	AWWSC Labor CAPX	UZ	200000578	11/30/2012	21.24
53481000	AWWSC Labor CAPX	UZ	200000580	11/30/2012	(270.03)
53481000	AWWSC Labor CAPX	UZ	200000578	11/30/2012	(3,825.75)
53481000	AWWSC Labor CAPX	UZ	200000580	11/30/2012	(3,290.80)
53481000	AWWSC Labor CAPX	UZ	200000580	11/30/2012	(242.81)
53481000	AWWSC Labor CAPX	UZ	200000578	11/30/2012	(238.74)
53481000	AWWSC Labor CAPX	UZ	200000578	11/30/2012	(227.30)
53481000	AWWSC Labor CAPX	UZ	200000580	11/30/2012	(584.90)
53481000	AWWSC Labor CAPX	UZ	200000576	11/30/2012	(367.04)
53481000	AWWSC Labor CAPX	UZ	200000576	11/30/2012	(571.53)
53481000	AWWSC Labor CAPX	UZ	200000576	11/30/2012	(707.67)
53481000	AWWSC Labor CAPX	UZ	200000578	11/30/2012	(227.78)
53481000	AWWSC Labor CAPX	UZ	200000576	11/30/2012	(332.99)
53481000	AWWSC Labor CAPX	UZ	200000576	11/30/2012	(360.47)
53481000	AWWSC Labor CAPX	UZ	200000575	11/30/2012	(345.25)
53481000	AWWSC Labor CAPX	UZ	200000576	11/30/2012	(23.60)
53481000	AWWSC Labor CAPX	UZ	200000578	11/30/2012	(23.60)
53481000	AWWSC Labor CAPX	UZ	200000580	11/30/2012	(23.60)
53481000	AWWSC Labor CAPX	UZ	200000578	11/30/2012	136.85
53481000	AWWSC Labor CAPX	UZ	200000576	11/30/2012	136.85
53481000	AWWSC Labor CAPX	UZ	200000578	11/30/2012	136.85
53481000	AWWSC Labor CAPX	UZ	200000575	11/30/2012	(82.22)
53481000	AWWSC Labor CAPX	UZ	200000580	11/30/2012	(217.47)
53481000	AWWSC Labor CAPX	UZ	200000576	11/30/2012	(711.55)
53481000	AWWSC Labor CAPX	UZ	200000576	11/30/2012	(690.21)
53481000	AWWSC Labor CAPX	UZ	200000576	11/30/2012	(425.38)
53481000	AWWSC Labor CAPX	UZ	200000576	11/30/2012	(379.59)
53481000	AWWSC Labor CAPX	UZ	200000576	11/30/2012	(450.89)
53481000	AWWSC Labor CAPX	UZ	200000580	11/30/2012	23.87
53481000	AWWSC Labor CAPX	UZ	200000576	11/30/2012	(44.95)
53481000	AWWSC Labor CAPX	UZ	200000580	11/30/2012	34.73
53481000	AWWSC Labor CAPX	UZ	200000576	11/30/2012	34.73
53481000	AWWSC Labor CAPX	UZ	200000578	11/30/2012	(44.96)
53481000	AWWSC Labor CAPX	UZ	200000578	11/30/2012	(463.98)
53481000	AWWSC Labor CAPX	UZ	200000576	11/30/2012	(624.71)
53481100	AWWSC Pension CAPX	CF	9300005625	11/30/2012	3.79
53481100	AWWSC Pension CAPX	CF	9300005626	11/30/2012	3.80
53481100	AWWSC Pension CAPX	CF	9300005626	11/30/2012	8.85
53481100	AWWSC Pension CAPX	CF	9300005627	11/30/2012	7.65
53481100	AWWSC Pension CAPX	CF	9300005627	11/30/2012	1.72
53481100	AWWSC Pension CAPX	CF	9300005628	11/30/2012	8.65
53481100	AWWSC Pension CAPX	CF	9300005629	11/30/2012	1.84

## Kentucky American Water Company

Case No. 2012-00520

Response to PSC DR1, Item 31

Account	Description	Doc Type	Document Number	Posting Date	Amount
53481100	AWWSC Pension CAPX	CF	9300005629	11/30/2012	6.51
53481100	AWWSC Pension CAPX	CF	9300005630	11/30/2012	2.66
53481100	AWWSC Pension CAPX	CF	9300005630	11/30/2012	5.10
53481100	AWWSC Pension CAPX	CF	9300005631	11/30/2012	10.16
53481100	AWWSC Pension CAPX	CF	9300005631	11/30/2012	1.14
53481100	AWWSC Pension CAPX	CF	9300005631	11/30/2012	3.95
53481100	AWWSC Pension CAPX	CF	9300005632	11/30/2012	4.26
53481100	AWWSC Pension CAPX	CF	9300005632	11/30/2012	6.17
53481100	AWWSC Pension CAPX	CF	9300005633	11/30/2012	5.31
53481100	AWWSC Pension CAPX	CF	9300005633	11/30/2012	2.49
53481100	AWWSC Pension CAPX	CF	9300005633	11/30/2012	0.52
53481100	AWWSC Pension CAPX	CF	9300005634	11/30/2012	2.65
53481100	AWWSC Pension CAPX	CF	9300005635	11/30/2012	1.00
53481100	AWWSC Pension CAPX	CF	9300005635	11/30/2012	12.53
53481100	AWWSC Pension CAPX	CF	9300005636	11/30/2012	14.16
53481100	AWWSC Pension CAPX	CF	9300005636	11/30/2012	2.16
53481100	AWWSC Pension CAPX	CF	9300005636	11/30/2012	8.52
53481100	AWWSC Pension CAPX	CF	9300005638	11/30/2012	0.58
53481100	AWWSC Pension CAPX	CF	9300005640	11/30/2012	2.01
53481100	AWWSC Pension CAPX	CF	9300005641	11/30/2012	29.84
53481100	AWWSC Pension CAPX	CF	9300005643	11/30/2012	4.36
53481100	AWWSC Pension CAPX	CF	9300005644	11/30/2012	0.71
53481100	AWWSC Pension CAPX	CF	9300005644	11/30/2012	0.82
53481100	AWWSC Pension CAPX	CF	9300005645	11/30/2012	200.22
53481100	AWWSC Pension CAPX	CF	9300005646	11/30/2012	476.05
53481100	AWWSC Pension CAPX	CF	9300005647	11/30/2012	244.72
53481100	AWWSC Pension CAPX	CF	9300005648	11/30/2012	294.94
53481100	AWWSC Pension CAPX	CF	9300005649	11/30/2012	193.05
53481100	AWWSC Pension CAPX	CF	9300005649	11/30/2012	121.16
53481100	AWWSC Pension CAPX	CF	9300005650	11/30/2012	1.35
53481100	AWWSC Pension CAPX	CF	9300005650	11/30/2012	1.96
53481100	AWWSC Pension CAPX	CF	9300005650	11/30/2012	1.03
53481100	AWWSC Pension CAPX	CF	9300005650	11/30/2012	2.60
53481100	AWWSC Pension CAPX	CF	9300005651	11/30/2012	8.72
53481100	AWWSC Pension CAPX	CF	9300005651	11/30/2012	3.40
53481100	AWWSC Pension CAPX	CF	9300005651	11/30/2012	2.39
53481100	AWWSC Pension CAPX	CF	9300005652	11/30/2012	0.83
53481100	AWWSC Pension CAPX	CF	9300005652	11/30/2012	12.90
53481100	AWWSC Pension CAPX	CF	9300005652	11/30/2012	8.15
53481100	AWWSC Pension CAPX	CF	9300005652	11/30/2012	0.57
53481100	AWWSC Pension CAPX	CF	9300005653	11/30/2012	0.44
53481100	AWWSC Pension CAPX	CF	9300005653	11/30/2012	0.14
53481100	AWWSC Pension CAPX	CF	9300005653	11/30/2012	0.82
53481100	AWWSC Pension CAPX	CF	9300005654	11/30/2012	0.33
53481100	AWWSC Pension CAPX	CF	9300005654	11/30/2012	0.12
53481100	AWWSC Pension CAPX	CF	9300005655	11/30/2012	0.85
53481100	AWWSC Pension CAPX	CF	9300005656	11/30/2012	0.50
53481100	AWWSC Pension CAPX	CF	9300005656	11/30/2012	0.64
53481100	AWWSC Pension CAPX	CF	9300005657	11/30/2012	0.64
53481100	AWWSC Pension CAPX	CF	9300005658	11/30/2012	0.25
53481100	AWWSC Pension CAPX	CF	9300005659	11/30/2012	0.17
53481100	AWWSC Pension CAPX	CF	9300005659	11/30/2012	0.29
53481100	AWWSC Pension CAPX	CF	9300005660	11/30/2012	0.31



Kentucky American Water Company  
Case No. 2012-00520  
Response to PSC DR1, Item 31

Account	Description	Doc Type	Document Number	Posting Date	Amount
53481100	AWWSC Pension CAPX	CF	9300005661	11/30/2012	0.11
53481100	AWWSC Pension CAPX	CF	9300005662	11/30/2012	0.42
53481100	AWWSC Pension CAPX	CF	9300005662	11/30/2012	0.27
53481100	AWWSC Pension CAPX	CF	9300005663	11/30/2012	0.58
53481100	AWWSC Pension CAPX	CF	9300005663	11/30/2012	0.14
53481100	AWWSC Pension CAPX	CF	9300005664	11/30/2012	0.19
53481100	AWWSC Pension CAPX	CF	9300005664	11/30/2012	0.66
53481100	AWWSC Pension CAPX	CF	9300005666	11/30/2012	170.01
53481100	AWWSC Pension CAPX	CF	9300005667	11/30/2012	396.74
53481100	AWWSC Pension CAPX	CF	9300005674	11/30/2012	700.67
53481100	AWWSC Pension CAPX	CF	9300005685	11/30/2012	573.56
53481100	AWWSC Pension CAPX	CF	9300005697	11/30/2012	1,377.99
53481100	AWWSC Pension CAPX	CF	9300005709	11/30/2012	440.51
53481100	AWWSC Pension CAPX	CF	9300005718	11/30/2012	672.92
53481100	AWWSC Pension CAPX	CF	9300005729	11/30/2012	214.77
53481100	AWWSC Pension CAPX	CF	9300005729	11/30/2012	104.30
53481100	AWWSC Pension CAPX	CF	9300005730	11/30/2012	178.75
53481100	AWWSC Pension CAPX	CF	9300005731	11/30/2012	197.79
53481100	AWWSC Pension CAPX	CF	9300005732	11/30/2012	359.74
53481100	AWWSC Pension CAPX	CF	9300005732	11/30/2012	139.20
53481100	AWWSC Pension CAPX	CF	9300005733	11/30/2012	174.19
53481100	AWWSC Pension CAPX	CF	9300005734	11/30/2012	135.51
53481100	AWWSC Pension CAPX	CF	9300005734	11/30/2012	202.72
53481100	AWWSC Pension CAPX	CF	9300005735	11/30/2012	0.17
53481100	AWWSC Pension CAPX	CF	9300005735	11/30/2012	0.35
53481100	AWWSC Pension CAPX	CF	9300005735	11/30/2012	0.10
53481100	AWWSC Pension CAPX	CF	9300005736	11/30/2012	0.14
53481100	AWWSC Pension CAPX	CF	9300005736	11/30/2012	0.11
53481100	AWWSC Pension CAPX	CF	9300005737	11/30/2012	0.34
53481100	AWWSC Pension CAPX	CF	9300005737	11/30/2012	0.13
53481100	AWWSC Pension CAPX	UT	9300005764	11/30/2012	(3,345.87)
53481100	AWWSC Pension CAPX	UZ	2000000575	11/30/2012	(11.11)
53481100	AWWSC Pension CAPX	UZ	2000000576	11/30/2012	(11.11)
53481100	AWWSC Pension CAPX	UZ	2000000578	11/30/2012	(11.11)
53481100	AWWSC Pension CAPX	UZ	2000000576	11/30/2012	(22.22)
53481100	AWWSC Pension CAPX	UZ	2000000578	11/30/2012	(11.11)
53481100	AWWSC Pension CAPX	UZ	2000000576	11/30/2012	(11.11)
53481100	AWWSC Pension CAPX	UZ	2000000575	11/30/2012	(11.11)
53481100	AWWSC Pension CAPX	UZ	2000000578	11/30/2012	(33.33)
53481100	AWWSC Pension CAPX	UZ	2000000576	11/30/2012	(155.51)
53481100	AWWSC Pension CAPX	UZ	2000000580	11/30/2012	(177.72)
53481100	AWWSC Pension CAPX	UZ	2000000578	11/30/2012	(44.43)
53481100	AWWSC Pension CAPX	UZ	2000000578	11/30/2012	(89.73)
53481100	AWWSC Pension CAPX	UZ	2000000576	11/30/2012	(39.52)
53481100	AWWSC Pension CAPX	UZ	2000000575	11/30/2012	(12.71)
53481100	AWWSC Pension CAPX	UZ	2000000576	11/30/2012	(33.33)
53481100	AWWSC Pension CAPX	UZ	2000000576	11/30/2012	(133.30)
53481100	AWWSC Pension CAPX	UZ	2000000578	11/30/2012	(11.11)
53481100	AWWSC Pension CAPX	UZ	2000000578	11/30/2012	(22.22)
53481100	AWWSC Pension CAPX	UZ	2000000579	11/30/2012	(36.25)
53481100	AWWSC Pension CAPX	UZ	2000000575	11/30/2012	(33.33)
53481100	AWWSC Pension CAPX	UZ	2000000580	11/30/2012	(44.43)
53481100	AWWSC Pension CAPX	UZ	2000000580	11/30/2012	(111.08)

Kentucky American Water Company  
Case No. 2012-00520  
Response to PSC DR1, Item 31

Account	Description	Doc Type	Document Number	Posting Date	Amount
53481100	AWWSC Pension CAPX	UZ	200000580	11/30/2012	(22.22)
53481100	AWWSC Pension CAPX	UZ	200000580	11/30/2012	(33.33)
53481100	AWWSC Pension CAPX	UZ	200000576	11/30/2012	(33.33)
53481100	AWWSC Pension CAPX	UZ	200000576	11/30/2012	(95.34)
53481100	AWWSC Pension CAPX	UZ	200000580	11/30/2012	(99.98)
53481100	AWWSC Pension CAPX	UZ	200000576	11/30/2012	(33.33)
53481100	AWWSC Pension CAPX	UZ	200000580	11/30/2012	(22.22)
53481100	AWWSC Pension CAPX	UZ	200000578	11/30/2012	(33.33)
53481100	AWWSC Pension CAPX	UZ	200000576	11/30/2012	(33.33)
53481100	AWWSC Pension CAPX	UZ	200000578	11/30/2012	(155.51)
53481100	AWWSC Pension CAPX	UZ	200000580	11/30/2012	(55.55)
53481100	AWWSC Pension CAPX	UZ	200000575	11/30/2012	(645.61)
53481100	AWWSC Pension CAPX	UZ	200000578	11/30/2012	(477.65)
53481100	AWWSC Pension CAPX	UZ	200000578	11/30/2012	(99.98)
53481100	AWWSC Pension CAPX	UZ	200000580	11/30/2012	(22.22)
53481100	AWWSC Pension CAPX	UZ	200000578	11/30/2012	(66.66)
53481100	AWWSC Pension CAPX	UZ	200000578	11/30/2012	(33.33)
53481100	AWWSC Pension CAPX	UZ	200000578	11/30/2012	(33.33)
53481100	AWWSC Pension CAPX	UZ	200000578	11/30/2012	(33.33)
53481100	AWWSC Pension CAPX	UZ	200000576	11/30/2012	(33.33)
53481100	AWWSC Pension CAPX	UZ	200000578	11/30/2012	(311.03)
53481100	AWWSC Pension CAPX	UZ	200000576	11/30/2012	(233.28)
53481100	AWWSC Pension CAPX	UZ	200000580	11/30/2012	(22.22)
53481100	AWWSC Pension CAPX	UZ	200000576	11/30/2012	(22.22)
53481100	AWWSC Pension CAPX	UZ	200000576	11/30/2012	(22.22)
53481100	AWWSC Pension CAPX	UZ	200000578	11/30/2012	(55.55)
53481100	AWWSC Pension CAPX	UZ	200000578	11/30/2012	(33.33)
53481100	AWWSC Pension CAPX	UZ	200000578	11/30/2012	(55.55)
53481100	AWWSC Pension CAPX	UZ	200000580	11/30/2012	(66.66)
53481100	AWWSC Pension CAPX	UZ	200000576	11/30/2012	(22.22)
53481100	AWWSC Pension CAPX	UZ	200000576	11/30/2012	(11.11)
53481100	AWWSC Pension CAPX	UZ	200000576	11/30/2012	(33.33)
53481100	AWWSC Pension CAPX	UZ	200000580	11/30/2012	(33.33)
53481100	AWWSC Pension CAPX	UZ	200000580	11/30/2012	(11.11)
53481100	AWWSC Pension CAPX	UZ	200000576	11/30/2012	(22.22)
53481100	AWWSC Pension CAPX	UZ	200000578	11/30/2012	(66.66)
53481100	AWWSC Pension CAPX	UZ	200000575	11/30/2012	(66.66)
53481100	AWWSC Pension CAPX	UZ	200000578	11/30/2012	(44.43)
53481100	AWWSC Pension CAPX	UZ	200000576	11/30/2012	(33.33)
53481100	AWWSC Pension CAPX	UZ	200000576	11/30/2012	(44.43)
53481100	AWWSC Pension CAPX	UZ	200000578	11/30/2012	(44.43)
53481100	AWWSC Pension CAPX	UZ	200000575	11/30/2012	(55.55)
53481200	AWWSC Group Ins CAPX	CF	930005044	11/30/2012	9.26
53481200	AWWSC Group Ins CAPX	CF	930005045	11/30/2012	9.30
53481200	AWWSC Group Ins CAPX	CF	930005046	11/30/2012	10.08
53481200	AWWSC Group Ins CAPX	CF	930005047	11/30/2012	106.88
53481200	AWWSC Group Ins CAPX	CF	930005048	11/30/2012	139.69
53481200	AWWSC Group Ins CAPX	CF	930005049	11/30/2012	78.13
53481200	AWWSC Group Ins CAPX	CF	930005050	11/30/2012	225.44
53481200	AWWSC Group Ins CAPX	CF	930005051	11/30/2012	5.40
53481200	AWWSC Group Ins CAPX	CF	930005052	11/30/2012	24.63
53481200	AWWSC Group Ins CAPX	CF	930005053	11/30/2012	7.10
53481200	AWWSC Group Ins CAPX	CF	930005054	11/30/2012	3.47

## Kentucky American Water Company

Case No. 2012-00520

Response to PSC DR1, Item 31

Account	Description	Doc Type	Document Number	Posting Date	Amount
53481200	AWWSC Group Ins CAPX	CF	9300005055	11/30/2012	55.23
53481200	AWWSC Group Ins CAPX	CF	9300005086	11/30/2012	54.31
53481200	AWWSC Group Ins CAPX	CF	9300005087	11/30/2012	56.06
53481200	AWWSC Group Ins CAPX	CF	9300005088	11/30/2012	102.05
53481200	AWWSC Group Ins CAPX	CF	9300005089	11/30/2012	20.54
53481200	AWWSC Group Ins CAPX	CF	9300005090	11/30/2012	211.79
53481200	AWWSC Group Ins CAPX	CF	9300005092	11/30/2012	11.57
53481200	AWWSC Group Ins CAPX	CF	9300005093	11/30/2012	16.52
53481200	AWWSC Group Ins CAPX	CF	9300005094	11/30/2012	0.10
53481200	AWWSC Group Ins CAPX	CF	9300005095	11/30/2012	37.41
53481200	AWWSC Group Ins CAPX	CF	9300005097	11/30/2012	808.10
53481200	AWWSC Group Ins CAPX	CF	9300005098	11/30/2012	53.62
53481200	AWWSC Group Ins CAPX	CF	9300005099	11/30/2012	19.77
53481200	AWWSC Group Ins CAPX	CF	9300005100	11/30/2012	90.79
53481200	AWWSC Group Ins CAPX	CF	9300005101	11/30/2012	(694.35)
53481200	AWWSC Group Ins CAPX	CF	9300005102	11/30/2012	(56.41)
53481200	AWWSC Group Ins CAPX	CF	9300005105	11/30/2012	18.97
53481200	AWWSC Group Ins CAPX	CF	9300005106	11/30/2012	14.37
53481200	AWWSC Group Ins CAPX	CF	9300005107	11/30/2012	19.12
53481200	AWWSC Group Ins CAPX	CF	9300005108	11/30/2012	2.02
53481200	AWWSC Group Ins CAPX	CF	9300005109	11/30/2012	2.02
53481200	AWWSC Group Ins CAPX	CF	9300005110	11/30/2012	2.02
53481200	AWWSC Group Ins CAPX	CF	9300005111	11/30/2012	19.19
53481200	AWWSC Group Ins CAPX	CF	9300005112	11/30/2012	16.93
53481200	AWWSC Group Ins CAPX	CF	9300005113	11/30/2012	13.70
53481200	AWWSC Group Ins CAPX	CF	9300005114	11/30/2012	16.93
53481200	AWWSC Group Ins CAPX	CF	9300005115	11/30/2012	29.10
53481200	AWWSC Group Ins CAPX	CF	9300005116	11/30/2012	50.04
53481200	AWWSC Group Ins CAPX	CF	9300005117	11/30/2012	85.24
53481200	AWWSC Group Ins CAPX	CF	9300005119	11/30/2012	54.25
53481200	AWWSC Group Ins CAPX	CF	9300005120	11/30/2012	58.64
53481200	AWWSC Group Ins CAPX	CF	9300005121	11/30/2012	58.24
53481200	AWWSC Group Ins CAPX	CF	9300005122	11/30/2012	18.34
53481200	AWWSC Group Ins CAPX	CF	9300005123	11/30/2012	20.82
53481200	AWWSC Group Ins CAPX	CF	9300005124	11/30/2012	21.01
53481200	AWWSC Group Ins CAPX	CF	9300005125	11/30/2012	269.82
53481200	AWWSC Group Ins CAPX	CF	9300005127	11/30/2012	181.93
53481200	AWWSC Group Ins CAPX	CF	9300005128	11/30/2012	180.01
53481200	AWWSC Group Ins CAPX	CF	9300005129	11/30/2012	16.52
53481200	AWWSC Group Ins CAPX	CF	9300005130	11/30/2012	16.52
53481200	AWWSC Group Ins CAPX	CF	9300005131	11/30/2012	16.52
53481200	AWWSC Group Ins CAPX	CF	9300005132	11/30/2012	2.04
53481200	AWWSC Group Ins CAPX	CF	9300005133	11/30/2012	10.08
53481200	AWWSC Group Ins CAPX	CF	9300005148	11/30/2012	(2.67)
53481200	AWWSC Group Ins CAPX	CF	9300005154	11/30/2012	15.27
53481200	AWWSC Group Ins CAPX	CF	9300005172	11/30/2012	94.41
53481200	AWWSC Group Ins CAPX	CF	9300005173	11/30/2012	388.69
53481200	AWWSC Group Ins CAPX	CF	9300005174	11/30/2012	19.89
53481200	AWWSC Group Ins CAPX	CF	9300005175	11/30/2012	3.64
53481200	AWWSC Group Ins CAPX	CF	9300005178	11/30/2012	873.99
53481200	AWWSC Group Ins CAPX	CF	9300005180	11/30/2012	49.89
53481200	AWWSC Group Ins CAPX	CF	9300005181	11/30/2012	0.24
53481200	AWWSC Group Ins CAPX	CF	9300005184	11/30/2012	(0.85)

## Kentucky American Water Company

Case No. 2012-00520

Response to PSC DR1, Item 31

Account	Description	Doc Type	Document Number	Posting Date	Amount
53481200	AWWSC Group Ins CAPX	CF	9300005185	11/30/2012	52.65
53481200	AWWSC Group Ins CAPX	CF	9300005189	11/30/2012	16.52
53481200	AWWSC Group Ins CAPX	CF	9300005192	11/30/2012	16.52
53481200	AWWSC Group Ins CAPX	CF	9300005193	11/30/2012	27.28
53481200	AWWSC Group Ins CAPX	CF	9300005195	11/30/2012	37.98
53481200	AWWSC Group Ins CAPX	CF	9300005196	11/30/2012	105.43
53481200	AWWSC Group Ins CAPX	CF	9300005198	11/30/2012	5.38
53481200	AWWSC Group Ins CAPX	CF	9300005200	11/30/2012	84.25
53481200	AWWSC Group Ins CAPX	CF	9300005201	11/30/2012	53.26
53481200	AWWSC Group Ins CAPX	CF	9300005202	11/30/2012	45.16
53481200	AWWSC Group Ins CAPX	CF	9300005203	11/30/2012	10.65
53481200	AWWSC Group Ins CAPX	CF	9300005204	11/30/2012	15.49
53481200	AWWSC Group Ins CAPX	CF	9300005206	11/30/2012	29.39
53481200	AWWSC Group Ins CAPX	CF	9300005207	11/30/2012	119.09
53481200	AWWSC Group Ins CAPX	CF	9300005208	11/30/2012	41.56
53481200	AWWSC Group Ins CAPX	CF	9300005215	11/30/2012	15.64
53481200	AWWSC Group Ins CAPX	CF	9300005217	11/30/2012	0.25
53481200	AWWSC Group Ins CAPX	CF	9300005218	11/30/2012	1.65
53481200	AWWSC Group Ins CAPX	CF	9300005220	11/30/2012	(12.88)
53481200	AWWSC Group Ins CAPX	CF	9300005222	11/30/2012	3.70
53481200	AWWSC Group Ins CAPX	CF	9300005225	11/30/2012	2.65
53481200	AWWSC Group Ins CAPX	CF	9300005229	11/30/2012	4.04
53481200	AWWSC Group Ins CAPX	CF	9300005232	11/30/2012	3.46
53481200	AWWSC Group Ins CAPX	CF	9300005235	11/30/2012	4.05
53481200	AWWSC Group Ins CAPX	CF	9300005249	11/30/2012	(2.79)
53481200	AWWSC Group Ins CAPX	CF	9300005250	11/30/2012	(5.81)
53481200	AWWSC Group Ins CAPX	CF	9300005251	11/30/2012	13.07
53481200	AWWSC Group Ins CAPX	CF	9300005252	11/30/2012	8.23
53481200	AWWSC Group Ins CAPX	CF	9300005254	11/30/2012	7.38
53481200	AWWSC Group Ins CAPX	CF	9300005255	11/30/2012	0.25
53481200	AWWSC Group Ins CAPX	CF	9300005256	11/30/2012	42.45
53481200	AWWSC Group Ins CAPX	CF	9300005261	11/30/2012	6.44
53481200	AWWSC Group Ins CAPX	CF	9300005262	11/30/2012	(1.40)
53481200	AWWSC Group Ins CAPX	CF	9300005263	11/30/2012	(115.96)
53481200	AWWSC Group Ins CAPX	CF	9300005264	11/30/2012	(11.60)
53481200	AWWSC Group Ins CAPX	CF	9300005265	11/30/2012	18.15
53481200	AWWSC Group Ins CAPX	CF	9300005267	11/30/2012	12.73
53481200	AWWSC Group Ins CAPX	CF	9300005272	11/30/2012	1.09
53481200	AWWSC Group Ins CAPX	CF	9300005276	11/30/2012	2.34
53481200	AWWSC Group Ins CAPX	CF	9300005277	11/30/2012	192.78
53481200	AWWSC Group Ins CAPX	CF	9300005278	11/30/2012	19.88
53481200	AWWSC Group Ins CAPX	CF	9300005282	11/30/2012	104.64
53481200	AWWSC Group Ins CAPX	CF	9300005284	11/30/2012	32.25
53481200	AWWSC Group Ins CAPX	CF	9300005285	11/30/2012	37.20
53481200	AWWSC Group Ins CAPX	CF	9300005286	11/30/2012	46.54
53481200	AWWSC Group Ins CAPX	CF	9300005288	11/30/2012	34.16
53481200	AWWSC Group Ins CAPX	CF	9300005289	11/30/2012	4.77
53481200	AWWSC Group Ins CAPX	CF	9300005290	11/30/2012	8.87
53481200	AWWSC Group Ins CAPX	CF	9300005293	11/30/2012	16.34
53481200	AWWSC Group Ins CAPX	CF	9300005296	11/30/2012	10.81
53481200	AWWSC Group Ins CAPX	CF	9300005297	11/30/2012	10.06
53481200	AWWSC Group Ins CAPX	CF	9300005298	11/30/2012	7.37
53481200	AWWSC Group Ins CAPX	CF	9300005299	11/30/2012	(1.07)

## Kentucky American Water Company

Case No. 2012-00520

Response to PSC DR1, Item 31

Account	Description	Doc Type	Document Number	Posting Date	Amount
53481200	AWWSC Group Ins CAPX	CF	9300005300	11/30/2012	42.56
53481200	AWWSC Group Ins CAPX	CF	9300005308	11/30/2012	17.81
53481200	AWWSC Group Ins CAPX	CF	9300005311	11/30/2012	28.29
53481200	AWWSC Group Ins CAPX	CF	9300005312	11/30/2012	6.86
53481200	AWWSC Group Ins CAPX	CF	9300005315	11/30/2012	17.07
53481200	AWWSC Group Ins CAPX	CF	9300005316	11/30/2012	4.73
53481200	AWWSC Group Ins CAPX	CF	9300005319	11/30/2012	5.67
53481200	AWWSC Group Ins CAPX	CF	9300005320	11/30/2012	(3.85)
53481200	AWWSC Group Ins CAPX	CF	9300005323	11/30/2012	5.67
53481200	AWWSC Group Ins CAPX	CF	9300005324	11/30/2012	(3.85)
53481200	AWWSC Group Ins CAPX	CF	9300005327	11/30/2012	35.02
53481200	AWWSC Group Ins CAPX	CF	9300005329	11/30/2012	(2.65)
53481200	AWWSC Group Ins CAPX	CF	9300005330	11/30/2012	1.58
53481200	AWWSC Group Ins CAPX	CF	9300005331	11/30/2012	1.67
53481200	AWWSC Group Ins CAPX	CF	9300005332	11/30/2012	3.25
53481200	AWWSC Group Ins CAPX	CF	9300005541	11/30/2012	(362.78)
53481200	AWWSC Group Ins CAPX	CF	9300005542	11/30/2012	(183.74)
53481200	AWWSC Group Ins CAPX	CF	9300005625	11/30/2012	1.37
53481200	AWWSC Group Ins CAPX	CF	9300005625	11/30/2012	0.17
53481200	AWWSC Group Ins CAPX	CF	9300005626	11/30/2012	1.44
53481200	AWWSC Group Ins CAPX	CF	9300005626	11/30/2012	1.67
53481200	AWWSC Group Ins CAPX	CF	9300005627	11/30/2012	2.09
53481200	AWWSC Group Ins CAPX	CF	9300005627	11/30/2012	0.32
53481200	AWWSC Group Ins CAPX	CF	9300005627	11/30/2012	(11.93)
53481200	AWWSC Group Ins CAPX	CF	9300005628	11/30/2012	1.62
53481200	AWWSC Group Ins CAPX	CF	9300005629	11/30/2012	1.19
53481200	AWWSC Group Ins CAPX	CF	9300005629	11/30/2012	2.06
53481200	AWWSC Group Ins CAPX	CF	9300005630	11/30/2012	0.49
53481200	AWWSC Group Ins CAPX	CF	9300005630	11/30/2012	0.95
53481200	AWWSC Group Ins CAPX	CF	9300005630	11/30/2012	0.22
53481200	AWWSC Group Ins CAPX	CF	9300005631	11/30/2012	2.56
53481200	AWWSC Group Ins CAPX	CF	9300005631	11/30/2012	1.40
53481200	AWWSC Group Ins CAPX	CF	9300005632	11/30/2012	3.47
53481200	AWWSC Group Ins CAPX	CF	9300005633	11/30/2012	2.21
53481200	AWWSC Group Ins CAPX	CF	9300005633	11/30/2012	1.04
53481200	AWWSC Group Ins CAPX	CF	9300005633	11/30/2012	0.90
53481200	AWWSC Group Ins CAPX	CF	9300005634	11/30/2012	0.86
53481200	AWWSC Group Ins CAPX	CF	9300005634	11/30/2012	0.48
53481200	AWWSC Group Ins CAPX	CF	9300005635	11/30/2012	0.05
53481200	AWWSC Group Ins CAPX	CF	9300005635	11/30/2012	4.85
53481200	AWWSC Group Ins CAPX	CF	9300005636	11/30/2012	2.70
53481200	AWWSC Group Ins CAPX	CF	9300005636	11/30/2012	0.40
53481200	AWWSC Group Ins CAPX	CF	9300005636	11/30/2012	2.39
53481200	AWWSC Group Ins CAPX	CF	9300005638	11/30/2012	2.26
53481200	AWWSC Group Ins CAPX	CF	9300005638	11/30/2012	0.68
53481200	AWWSC Group Ins CAPX	CF	9300005639	11/30/2012	0.20
53481200	AWWSC Group Ins CAPX	CF	9300005639	11/30/2012	(0.03)
53481200	AWWSC Group Ins CAPX	CF	9300005640	11/30/2012	0.67
53481200	AWWSC Group Ins CAPX	CF	9300005641	11/30/2012	6.31
53481200	AWWSC Group Ins CAPX	CF	9300005641	11/30/2012	0.03
53481200	AWWSC Group Ins CAPX	CF	9300005641	11/30/2012	0.01
53481200	AWWSC Group Ins CAPX	CF	9300005642	11/30/2012	0.38
53481200	AWWSC Group Ins CAPX	CF	9300005642	11/30/2012	(0.02)

## Kentucky American Water Company

Case No. 2012-00520

Response to PSC DR1, Item 31

Account	Description	Doc Type	Document Number	Posting Date	Amount
53481200	AWWSC Group Ins CAPX	CF	9300005643	11/30/2012	0.64
53481200	AWWSC Group Ins CAPX	CF	9300005643	11/30/2012	0.13
53481200	AWWSC Group Ins CAPX	CF	9300005644	11/30/2012	0.49
53481200	AWWSC Group Ins CAPX	CF	9300005645	11/30/2012	60.38
53481200	AWWSC Group Ins CAPX	CF	9300005646	11/30/2012	88.72
53481200	AWWSC Group Ins CAPX	CF	9300005646	11/30/2012	103.24
53481200	AWWSC Group Ins CAPX	CF	9300005648	11/30/2012	72.34
53481200	AWWSC Group Ins CAPX	CF	9300005649	11/30/2012	22.11
53481200	AWWSC Group Ins CAPX	CF	9300005649	11/30/2012	44.09
53481200	AWWSC Group Ins CAPX	CF	9300005650	11/30/2012	0.86
53481200	AWWSC Group Ins CAPX	CF	9300005650	11/30/2012	0.65
53481200	AWWSC Group Ins CAPX	CF	9300005650	11/30/2012	0.20
53481200	AWWSC Group Ins CAPX	CF	9300005650	11/30/2012	0.52
53481200	AWWSC Group Ins CAPX	CF	9300005651	11/30/2012	2.50
53481200	AWWSC Group Ins CAPX	CF	9300005651	11/30/2012	0.96
53481200	AWWSC Group Ins CAPX	CF	9300005651	11/30/2012	0.45
53481200	AWWSC Group Ins CAPX	CF	9300005652	11/30/2012	0.16
53481200	AWWSC Group Ins CAPX	CF	9300005652	11/30/2012	2.91
53481200	AWWSC Group Ins CAPX	CF	9300005652	11/30/2012	2.20
53481200	AWWSC Group Ins CAPX	CF	9300005652	11/30/2012	0.37
53481200	AWWSC Group Ins CAPX	CF	9300005653	11/30/2012	0.04
53481200	AWWSC Group Ins CAPX	CF	9300005653	11/30/2012	0.03
53481200	AWWSC Group Ins CAPX	CF	9300005653	11/30/2012	0.15
53481200	AWWSC Group Ins CAPX	CF	9300005654	11/30/2012	0.06
53481200	AWWSC Group Ins CAPX	CF	9300005654	11/30/2012	0.05
53481200	AWWSC Group Ins CAPX	CF	9300005655	11/30/2012	0.30
53481200	AWWSC Group Ins CAPX	CF	9300005656	11/30/2012	(0.57)
53481200	AWWSC Group Ins CAPX	CF	9300005657	11/30/2012	0.13
53481200	AWWSC Group Ins CAPX	CF	9300005657	11/30/2012	0.08
53481200	AWWSC Group Ins CAPX	CF	9300005658	11/30/2012	(0.19)
53481200	AWWSC Group Ins CAPX	CF	9300005658	11/30/2012	0.05
53481200	AWWSC Group Ins CAPX	CF	9300005658	11/30/2012	0.08
53481200	AWWSC Group Ins CAPX	CF	9300005659	11/30/2012	0.05
53481200	AWWSC Group Ins CAPX	CF	9300005660	11/30/2012	(0.03)
53481200	AWWSC Group Ins CAPX	CF	9300005660	11/30/2012	(0.01)
53481200	AWWSC Group Ins CAPX	CF	9300005660	11/30/2012	0.06
53481200	AWWSC Group Ins CAPX	CF	9300005661	11/30/2012	(0.05)
53481200	AWWSC Group Ins CAPX	CF	9300005662	11/30/2012	0.09
53481200	AWWSC Group Ins CAPX	CF	9300005662	11/30/2012	(0.12)
53481200	AWWSC Group Ins CAPX	CF	9300005662	11/30/2012	0.02
53481200	AWWSC Group Ins CAPX	CF	9300005663	11/30/2012	0.11
53481200	AWWSC Group Ins CAPX	CF	9300005663	11/30/2012	(0.01)
53481200	AWWSC Group Ins CAPX	CF	9300005664	11/30/2012	0.05
53481200	AWWSC Group Ins CAPX	CF	9300005664	11/30/2012	0.18
53481200	AWWSC Group Ins CAPX	CF	9300005668	11/30/2012	130.16
53481200	AWWSC Group Ins CAPX	CF	9300005675	11/30/2012	172.46
53481200	AWWSC Group Ins CAPX	CF	9300005678	11/30/2012	180.92
53481200	AWWSC Group Ins CAPX	CF	9300005686	11/30/2012	4.38
53481200	AWWSC Group Ins CAPX	CF	9300005687	11/30/2012	150.16
53481200	AWWSC Group Ins CAPX	CF	9300005698	11/30/2012	602.23
53481200	AWWSC Group Ins CAPX	CF	9300005710	11/30/2012	159.75
53481200	AWWSC Group Ins CAPX	CF	9300005728	11/30/2012	7.30
53481200	AWWSC Group Ins CAPX	CF	9300005729	11/30/2012	(69.40)

Kentucky American Water Company  
Case No. 2012-00520  
Response to PSC DR1, Item 31

Account	Description	Doc Type	Document Number	Posting Date	Amount
53481200	AWWSC Group Ins CAPX	CF	9300005730	11/30/2012	39.93
53481200	AWWSC Group Ins CAPX	CF	9300005730	11/30/2012	69.95
53481200	AWWSC Group Ins CAPX	CF	9300005731	11/30/2012	(19.05)
53481200	AWWSC Group Ins CAPX	CF	9300005731	11/30/2012	37.01
53481200	AWWSC Group Ins CAPX	CF	9300005732	11/30/2012	72.78
53481200	AWWSC Group Ins CAPX	CF	9300005732	11/30/2012	25.42
53481200	AWWSC Group Ins CAPX	CF	9300005733	11/30/2012	33.81
53481200	AWWSC Group Ins CAPX	CF	9300005733	11/30/2012	50.42
53481200	AWWSC Group Ins CAPX	CF	9300005734	11/30/2012	25.37
53481200	AWWSC Group Ins CAPX	CF	9300005734	11/30/2012	0.09
53481200	AWWSC Group Ins CAPX	CF	9300005735	11/30/2012	(0.04)
53481200	AWWSC Group Ins CAPX	CF	9300005735	11/30/2012	0.05
53481200	AWWSC Group Ins CAPX	CF	9300005735	11/30/2012	0.02
53481200	AWWSC Group Ins CAPX	CF	9300005736	11/30/2012	0.04
53481200	AWWSC Group Ins CAPX	CF	9300005736	11/30/2012	0.05
53481200	AWWSC Group Ins CAPX	CF	9300005737	11/30/2012	0.10
53481200	AWWSC Group Ins CAPX	CF	9300005737	11/30/2012	0.03
53481200	AWWSC Group Ins CAPX	UT	9300005765	11/30/2012	750.76
53481200	AWWSC Group Ins CAPX	UT	9300005764	11/30/2012	(2,157.24)
53481200	AWWSC Group Ins CAPX	UT	9300005764	11/30/2012	(678.58)
53481200	AWWSC Group Ins CAPX	UZ	2000000575	11/30/2012	546.52
53481200	AWWSC Group Ins CAPX	UZ	2000000575	11/30/2012	(13.66)
53481200	AWWSC Group Ins CAPX	UZ	2000000580	11/30/2012	(14.41)
53481200	AWWSC Group Ins CAPX	UZ	2000000578	11/30/2012	(18.87)
53481200	AWWSC Group Ins CAPX	UZ	2000000580	11/30/2012	(25.03)
53481200	AWWSC Group Ins CAPX	UZ	2000000578	11/30/2012	(19.94)
53481200	AWWSC Group Ins CAPX	UZ	2000000576	11/30/2012	(12.47)
53481200	AWWSC Group Ins CAPX	UZ	2000000575	11/30/2012	1.07
53481200	AWWSC Group Ins CAPX	UZ	2000000576	11/30/2012	(10.97)
53481200	AWWSC Group Ins CAPX	UZ	2000000576	11/30/2012	(53.39)
53481200	AWWSC Group Ins CAPX	UZ	2000000576	11/30/2012	(155.16)
53481200	AWWSC Group Ins CAPX	UZ	2000000578	11/30/2012	(272.74)
53481200	AWWSC Group Ins CAPX	UZ	2000000578	11/30/2012	(53.37)
53481200	AWWSC Group Ins CAPX	UZ	2000000576	11/30/2012	(142.43)
53481200	AWWSC Group Ins CAPX	UZ	2000000578	11/30/2012	(1.09)
53481200	AWWSC Group Ins CAPX	UZ	2000000576	11/30/2012	(30.15)
53481200	AWWSC Group Ins CAPX	UZ	2000000578	11/30/2012	0.05
53481200	AWWSC Group Ins CAPX	UZ	2000000578	11/30/2012	(16.47)
53481200	AWWSC Group Ins CAPX	UZ	2000000578	11/30/2012	1.30
53481200	AWWSC Group Ins CAPX	UZ	2000000576	11/30/2012	11.60
53481200	AWWSC Group Ins CAPX	UZ	2000000578	11/30/2012	115.96
53481200	AWWSC Group Ins CAPX	UZ	2000000576	11/30/2012	(6.44)
53481200	AWWSC Group Ins CAPX	UZ	2000000576	11/30/2012	1.40
53481200	AWWSC Group Ins CAPX	UZ	2000000578	11/30/2012	(53.28)
53481200	AWWSC Group Ins CAPX	UZ	2000000580	11/30/2012	(0.25)
53481200	AWWSC Group Ins CAPX	UZ	2000000579	11/30/2012	(50.68)
53481200	AWWSC Group Ins CAPX	UZ	2000000575	11/30/2012	(11.83)
53481200	AWWSC Group Ins CAPX	UZ	2000000578	11/30/2012	(20.29)
53481200	AWWSC Group Ins CAPX	UZ	2000000578	11/30/2012	5.81
53481200	AWWSC Group Ins CAPX	UZ	2000000580	11/30/2012	2.79
53481200	AWWSC Group Ins CAPX	UZ	2000000578	11/30/2012	(4.05)
53481200	AWWSC Group Ins CAPX	UZ	2000000578	11/30/2012	(3.46)
53481200	AWWSC Group Ins CAPX	UZ	2000000576	11/30/2012	(4.04)

Kentucky American Water Company  
Case No. 2012-00520  
Response to PSC DR1, Item 31

Account	Description	Doc Type	Document Number	Posting Date	Amount
53481200	AWWSC Group Ins CAPX	UZ	200000580	11/30/2012	(2.65)
53481200	AWWSC Group Ins CAPX	UZ	200000575	11/30/2012	(3.70)
53481200	AWWSC Group Ins CAPX	UZ	200000578	11/30/2012	(13.35)
53481200	AWWSC Group Ins CAPX	UZ	200000578	11/30/2012	12.88
53481200	AWWSC Group Ins CAPX	UZ	200000576	11/30/2012	(0.25)
53481200	AWWSC Group Ins CAPX	UZ	200000578	11/30/2012	(26.47)
53481200	AWWSC Group Ins CAPX	UZ	200000576	11/30/2012	(56.00)
53481200	AWWSC Group Ins CAPX	UZ	200000580	11/30/2012	(155.16)
53481200	AWWSC Group Ins CAPX	UZ	200000580	11/30/2012	(36.61)
53481200	AWWSC Group Ins CAPX	UZ	200000578	11/30/2012	(15.49)
53481200	AWWSC Group Ins CAPX	UZ	200000578	11/30/2012	(10.65)
53481200	AWWSC Group Ins CAPX	UZ	200000578	11/30/2012	(55.99)
53481200	AWWSC Group Ins CAPX	UZ	200000576	11/30/2012	(64.09)
53481200	AWWSC Group Ins CAPX	UZ	200000578	11/30/2012	0.98
53481200	AWWSC Group Ins CAPX	UZ	200000578	11/30/2012	(119.81)
53481200	AWWSC Group Ins CAPX	UZ	200000576	11/30/2012	(137.91)
53481200	AWWSC Group Ins CAPX	UZ	200000576	11/30/2012	(48.81)
53481200	AWWSC Group Ins CAPX	UZ	200000576	11/30/2012	(34.50)
53481200	AWWSC Group Ins CAPX	UZ	200000580	11/30/2012	(27.35)
53481200	AWWSC Group Ins CAPX	UZ	200000578	11/30/2012	(27.35)
53481200	AWWSC Group Ins CAPX	UZ	200000575	11/30/2012	0.85
53481200	AWWSC Group Ins CAPX	UZ	200000576	11/30/2012	(103.17)
53481200	AWWSC Group Ins CAPX	UZ	200000579	11/30/2012	(68.17)
53481200	AWWSC Group Ins CAPX	UZ	200000576	11/30/2012	0.04
53481200	AWWSC Group Ins CAPX	UZ	200000578	11/30/2012	(1,087.30)
53481200	AWWSC Group Ins CAPX	UZ	200000578	11/30/2012	(563.75)
53481200	AWWSC Group Ins CAPX	UZ	200000578	11/30/2012	(126.89)
53481200	AWWSC Group Ins CAPX	UZ	200000576	11/30/2012	2.67
53481200	AWWSC Group Ins CAPX	UZ	200000576	11/30/2012	(21.59)
53481200	AWWSC Group Ins CAPX	UZ	200000576	11/30/2012	(75.90)
53481200	AWWSC Group Ins CAPX	UZ	200000578	11/30/2012	(29.95)
53481200	AWWSC Group Ins CAPX	UZ	200000578	11/30/2012	(2.04)
53481200	AWWSC Group Ins CAPX	UZ	200000578	11/30/2012	(27.35)
53481200	AWWSC Group Ins CAPX	UZ	200000576	11/30/2012	(27.35)
53481200	AWWSC Group Ins CAPX	UZ	200000576	11/30/2012	(27.35)
53481200	AWWSC Group Ins CAPX	UZ	200000576	11/30/2012	(180.01)
53481200	AWWSC Group Ins CAPX	UZ	200000576	11/30/2012	(282.96)
53481200	AWWSC Group Ins CAPX	UZ	200000580	11/30/2012	(345.60)
53481200	AWWSC Group Ins CAPX	UZ	200000580	11/30/2012	(28.23)
53481200	AWWSC Group Ins CAPX	UZ	200000580	11/30/2012	(28.04)
53481200	AWWSC Group Ins CAPX	UZ	200000578	11/30/2012	(25.56)
53481200	AWWSC Group Ins CAPX	UZ	200000578	11/30/2012	(103.28)
53481200	AWWSC Group Ins CAPX	UZ	200000576	11/30/2012	(60.87)
53481200	AWWSC Group Ins CAPX	UZ	200000576	11/30/2012	(47.14)
53481200	AWWSC Group Ins CAPX	UZ	200000580	11/30/2012	(79.89)
53481200	AWWSC Group Ins CAPX	UZ	200000578	11/30/2012	(24.15)
53481200	AWWSC Group Ins CAPX	UZ	200000580	11/30/2012	(17.30)
53481200	AWWSC Group Ins CAPX	UZ	200000578	11/30/2012	(27.76)
53481200	AWWSC Group Ins CAPX	UZ	200000575	11/30/2012	(30.02)
53481200	AWWSC Group Ins CAPX	UZ	200000576	11/30/2012	(2.02)
53481200	AWWSC Group Ins CAPX	UZ	200000576	11/30/2012	(2.02)
53481200	AWWSC Group Ins CAPX	UZ	200000576	11/30/2012	(2.02)
53481200	AWWSC Group Ins CAPX	UZ	200000578	11/30/2012	(6.85)



## Kentucky American Water Company

Case No. 2012-00520

Response to PSC DR1, Item 31

Account	Description	Doc Type	Document Number	Posting Date	Amount
53481200	AWWSC Group Ins CAPX	UZ	200000576	11/30/2012	(17.30)
53481200	AWWSC Group Ins CAPX	UZ	200000580	11/30/2012	(80.29)
53481200	AWWSC Group Ins CAPX	UZ	200000575	11/30/2012	(40.62)
53481200	AWWSC Group Ins CAPX	UZ	200000578	11/30/2012	(16.11)
53481200	AWWSC Group Ins CAPX	UZ	200000578	11/30/2012	(12.41)
53481200	AWWSC Group Ins CAPX	UZ	200000576	11/30/2012	2.65
53481200	AWWSC Group Ins CAPX	UZ	200000576	11/30/2012	(49.46)
53481200	AWWSC Group Ins CAPX	UZ	200000575	11/30/2012	3.85
53481200	AWWSC Group Ins CAPX	UZ	200000578	11/30/2012	(5.67)
53481200	AWWSC Group Ins CAPX	UZ	200000576	11/30/2012	3.85
53481200	AWWSC Group Ins CAPX	UZ	200000576	11/30/2012	(5.67)
53481200	AWWSC Group Ins CAPX	UZ	200000576	11/30/2012	(36.24)
53481200	AWWSC Group Ins CAPX	UZ	200000576	11/30/2012	(53.19)
53481300	AWWSC Other Ben CAPX	CF	930005044	11/30/2012	(0.84)
53481300	AWWSC Other Ben CAPX	CF	930005045	11/30/2012	4.53
53481300	AWWSC Other Ben CAPX	CF	930005046	11/30/2012	13.87
53481300	AWWSC Other Ben CAPX	CF	930005047	11/30/2012	76.68
53481300	AWWSC Other Ben CAPX	CF	930005048	11/30/2012	62.53
53481300	AWWSC Other Ben CAPX	CF	930005049	11/30/2012	56.64
53481300	AWWSC Other Ben CAPX	CF	930005050	11/30/2012	117.96
53481300	AWWSC Other Ben CAPX	CF	930005051	11/30/2012	9.30
53481300	AWWSC Other Ben CAPX	CF	930005052	11/30/2012	6.17
53481300	AWWSC Other Ben CAPX	CF	930005053	11/30/2012	1.78
53481300	AWWSC Other Ben CAPX	CF	930005054	11/30/2012	0.84
53481300	AWWSC Other Ben CAPX	CF	930005055	11/30/2012	61.80
53481300	AWWSC Other Ben CAPX	CF	930005086	11/30/2012	17.13
53481300	AWWSC Other Ben CAPX	CF	930005087	11/30/2012	8.43
53481300	AWWSC Other Ben CAPX	CF	930005088	11/30/2012	20.64
53481300	AWWSC Other Ben CAPX	CF	930005090	11/30/2012	11.74
53481300	AWWSC Other Ben CAPX	CF	930005092	11/30/2012	4.62
53481300	AWWSC Other Ben CAPX	CF	930005093	11/30/2012	9.14
53481300	AWWSC Other Ben CAPX	CF	930005094	11/30/2012	0.23
53481300	AWWSC Other Ben CAPX	CF	930005095	11/30/2012	12.00
53481300	AWWSC Other Ben CAPX	CF	930005097	11/30/2012	435.43
53481300	AWWSC Other Ben CAPX	CF	930005098	11/30/2012	18.38
53481300	AWWSC Other Ben CAPX	CF	930005099	11/30/2012	10.63
53481300	AWWSC Other Ben CAPX	CF	930005100	11/30/2012	16.65
53481300	AWWSC Other Ben CAPX	CF	930005101	11/30/2012	(115.37)
53481300	AWWSC Other Ben CAPX	CF	930005102	11/30/2012	(28.33)
53481300	AWWSC Other Ben CAPX	CF	930005105	11/30/2012	17.77
53481300	AWWSC Other Ben CAPX	CF	930005106	11/30/2012	9.78
53481300	AWWSC Other Ben CAPX	CF	930005107	11/30/2012	10.51
53481300	AWWSC Other Ben CAPX	CF	930005108	11/30/2012	(0.04)
53481300	AWWSC Other Ben CAPX	CF	930005109	11/30/2012	(0.04)
53481300	AWWSC Other Ben CAPX	CF	930005110	11/30/2012	(0.04)
53481300	AWWSC Other Ben CAPX	CF	930005111	11/30/2012	6.46
53481300	AWWSC Other Ben CAPX	CF	930005112	11/30/2012	155.22
53481300	AWWSC Other Ben CAPX	CF	930005113	11/30/2012	154.81
53481300	AWWSC Other Ben CAPX	CF	930005114	11/30/2012	155.22
53481300	AWWSC Other Ben CAPX	CF	930005115	11/30/2012	851.26
53481300	AWWSC Other Ben CAPX	CF	930005116	11/30/2012	307.94
53481300	AWWSC Other Ben CAPX	CF	930005117	11/30/2012	775.69
53481300	AWWSC Other Ben CAPX	CF	930005119	11/30/2012	56.85

## Kentucky American Water Company

Case No. 2012-00520

Response to PSC DR1, Item 31

Account	Description	Doc Type	Document Number	Posting Date	Amount
53481300	AWWSC Other Ben CAPX	CF	9300005120	11/30/2012	59.31
53481300	AWWSC Other Ben CAPX	CF	9300005121	11/30/2012	59.12
53481300	AWWSC Other Ben CAPX	CF	9300005122	11/30/2012	8.43
53481300	AWWSC Other Ben CAPX	CF	9300005123	11/30/2012	8.94
53481300	AWWSC Other Ben CAPX	CF	9300005124	11/30/2012	10.34
53481300	AWWSC Other Ben CAPX	CF	9300005125	11/30/2012	1,738.94
53481300	AWWSC Other Ben CAPX	CF	9300005127	11/30/2012	1,429.24
53481300	AWWSC Other Ben CAPX	CF	9300005128	11/30/2012	617.13
53481300	AWWSC Other Ben CAPX	CF	9300005129	11/30/2012	15.47
53481300	AWWSC Other Ben CAPX	CF	9300005130	11/30/2012	15.45
53481300	AWWSC Other Ben CAPX	CF	9300005131	11/30/2012	15.47
53481300	AWWSC Other Ben CAPX	CF	9300005132	11/30/2012	61.87
53481300	AWWSC Other Ben CAPX	CF	9300005133	11/30/2012	67.44
53481300	AWWSC Other Ben CAPX	CF	9300005146	11/30/2012	(2,190.58)
53481300	AWWSC Other Ben CAPX	CF	9300005147	11/30/2012	(1,793.99)
53481300	AWWSC Other Ben CAPX	CF	9300005148	11/30/2012	(1.69)
53481300	AWWSC Other Ben CAPX	CF	9300005154	11/30/2012	1.46
53481300	AWWSC Other Ben CAPX	CF	9300005172	11/30/2012	34.24
53481300	AWWSC Other Ben CAPX	CF	9300005173	11/30/2012	1,124.15
53481300	AWWSC Other Ben CAPX	CF	9300005174	11/30/2012	25.92
53481300	AWWSC Other Ben CAPX	CF	9300005175	11/30/2012	0.14
53481300	AWWSC Other Ben CAPX	CF	9300005178	11/30/2012	1,743.81
53481300	AWWSC Other Ben CAPX	CF	9300005180	11/30/2012	57.05
53481300	AWWSC Other Ben CAPX	CF	9300005181	11/30/2012	0.11
53481300	AWWSC Other Ben CAPX	CF	9300005184	11/30/2012	(0.66)
53481300	AWWSC Other Ben CAPX	CF	9300005185	11/30/2012	62.33
53481300	AWWSC Other Ben CAPX	CF	9300005189	11/30/2012	15.47
53481300	AWWSC Other Ben CAPX	CF	9300005192	11/30/2012	15.47
53481300	AWWSC Other Ben CAPX	CF	9300005193	11/30/2012	96.74
53481300	AWWSC Other Ben CAPX	CF	9300005194	11/30/2012	5.83
53481300	AWWSC Other Ben CAPX	CF	9300005195	11/30/2012	98.35
53481300	AWWSC Other Ben CAPX	CF	9300005196	11/30/2012	46.39
53481300	AWWSC Other Ben CAPX	CF	9300005200	11/30/2012	17.90
53481300	AWWSC Other Ben CAPX	CF	9300005201	11/30/2012	12.40
53481300	AWWSC Other Ben CAPX	CF	9300005202	11/30/2012	293.27
53481300	AWWSC Other Ben CAPX	CF	9300005203	11/30/2012	6.73
53481300	AWWSC Other Ben CAPX	CF	9300005204	11/30/2012	9.79
53481300	AWWSC Other Ben CAPX	CF	9300005205	11/30/2012	6.41
53481300	AWWSC Other Ben CAPX	CF	9300005206	11/30/2012	8.85
53481300	AWWSC Other Ben CAPX	CF	9300005207	11/30/2012	45.52
53481300	AWWSC Other Ben CAPX	CF	9300005208	11/30/2012	28.66
53481300	AWWSC Other Ben CAPX	CF	9300005209	11/30/2012	2.49
53481300	AWWSC Other Ben CAPX	CF	9300005215	11/30/2012	1.47
53481300	AWWSC Other Ben CAPX	CF	9300005218	11/30/2012	1.78
53481300	AWWSC Other Ben CAPX	CF	9300005220	11/30/2012	(2.21)
53481300	AWWSC Other Ben CAPX	CF	9300005222	11/30/2012	2.35
53481300	AWWSC Other Ben CAPX	CF	9300005225	11/30/2012	2.05
53481300	AWWSC Other Ben CAPX	CF	9300005229	11/30/2012	2.91
53481300	AWWSC Other Ben CAPX	CF	9300005232	11/30/2012	2.61
53481300	AWWSC Other Ben CAPX	CF	9300005235	11/30/2012	2.91
53481300	AWWSC Other Ben CAPX	CF	9300005249	11/30/2012	(1.45)
53481300	AWWSC Other Ben CAPX	CF	9300005250	11/30/2012	3.10
53481300	AWWSC Other Ben CAPX	CF	9300005251	11/30/2012	8.26

## Kentucky American Water Company

Case No. 2012-00520

Response to PSC DR1, Item 31

Account	Description	Doc Type	Document Number	Posting Date	Amount
53481300	AWWSC Other Ben CAPX	CF	9300005252	11/30/2012	5.20
53481300	AWWSC Other Ben CAPX	CF	9300005254	11/30/2012	4.67
53481300	AWWSC Other Ben CAPX	CF	9300005255	11/30/2012	0.04
53481300	AWWSC Other Ben CAPX	CF	9300005256	11/30/2012	6.40
53481300	AWWSC Other Ben CAPX	CF	9300005261	11/30/2012	8.33
53481300	AWWSC Other Ben CAPX	CF	9300005262	11/30/2012	(1.69)
53481300	AWWSC Other Ben CAPX	CF	9300005263	11/30/2012	(5.99)
53481300	AWWSC Other Ben CAPX	CF	9300005264	11/30/2012	(1.27)
53481300	AWWSC Other Ben CAPX	CF	9300005265	11/30/2012	28.07
53481300	AWWSC Other Ben CAPX	CF	9300005272	11/30/2012	0.65
53481300	AWWSC Other Ben CAPX	CF	9300005276	11/30/2012	0.58
53481300	AWWSC Other Ben CAPX	CF	9300005277	11/30/2012	2,622.06
53481300	AWWSC Other Ben CAPX	CF	9300005278	11/30/2012	22.70
53481300	AWWSC Other Ben CAPX	CF	9300005282	11/30/2012	2,136.95
53481300	AWWSC Other Ben CAPX	CF	9300005284	11/30/2012	7.15
53481300	AWWSC Other Ben CAPX	CF	9300005285	11/30/2012	1.53
53481300	AWWSC Other Ben CAPX	CF	9300005286	11/30/2012	236.81
53481300	AWWSC Other Ben CAPX	CF	9300005288	11/30/2012	235.66
53481300	AWWSC Other Ben CAPX	CF	9300005289	11/30/2012	2.44
53481300	AWWSC Other Ben CAPX	CF	9300005290	11/30/2012	4.54
53481300	AWWSC Other Ben CAPX	CF	9300005293	11/30/2012	8.37
53481300	AWWSC Other Ben CAPX	CF	9300005296	11/30/2012	5.05
53481300	AWWSC Other Ben CAPX	CF	9300005297	11/30/2012	4.70
53481300	AWWSC Other Ben CAPX	CF	9300005298	11/30/2012	3.79
53481300	AWWSC Other Ben CAPX	CF	9300005299	11/30/2012	(0.55)
53481300	AWWSC Other Ben CAPX	CF	9300005300	11/30/2012	12.33
53481300	AWWSC Other Ben CAPX	CF	9300005305	11/30/2012	78.66
53481300	AWWSC Other Ben CAPX	CF	9300005308	11/30/2012	10.00
53481300	AWWSC Other Ben CAPX	CF	9300005311	11/30/2012	17.71
53481300	AWWSC Other Ben CAPX	CF	9300005312	11/30/2012	5.46
53481300	AWWSC Other Ben CAPX	CF	9300005315	11/30/2012	18.89
53481300	AWWSC Other Ben CAPX	CF	9300005316	11/30/2012	3.74
53481300	AWWSC Other Ben CAPX	CF	9300005319	11/30/2012	2.40
53481300	AWWSC Other Ben CAPX	CF	9300005320	11/30/2012	(3.04)
53481300	AWWSC Other Ben CAPX	CF	9300005323	11/30/2012	2.41
53481300	AWWSC Other Ben CAPX	CF	9300005324	11/30/2012	(3.04)
53481300	AWWSC Other Ben CAPX	CF	9300005327	11/30/2012	18.61
53481300	AWWSC Other Ben CAPX	CF	9300005329	11/30/2012	(2.46)
53481300	AWWSC Other Ben CAPX	CF	9300005330	11/30/2012	(0.25)
53481300	AWWSC Other Ben CAPX	CF	9300005331	11/30/2012	(0.22)
53481300	AWWSC Other Ben CAPX	CF	9300005332	11/30/2012	526.11
53481300	AWWSC Other Ben CAPX	CF	9300005541	11/30/2012	(370.98)
53481300	AWWSC Other Ben CAPX	CF	9300005542	11/30/2012	(117.83)
53481300	AWWSC Other Ben CAPX	CF	9300005625	11/30/2012	0.29
53481300	AWWSC Other Ben CAPX	CF	9300005625	11/30/2012	(3.01)
53481300	AWWSC Other Ben CAPX	CF	9300005625	11/30/2012	(2.69)
53481300	AWWSC Other Ben CAPX	CF	9300005626	11/30/2012	0.61
53481300	AWWSC Other Ben CAPX	CF	9300005626	11/30/2012	0.01
53481300	AWWSC Other Ben CAPX	CF	9300005626	11/30/2012	(0.33)
53481300	AWWSC Other Ben CAPX	CF	9300005627	11/30/2012	0.53
53481300	AWWSC Other Ben CAPX	CF	9300005628	11/30/2012	0.59
53481300	AWWSC Other Ben CAPX	CF	9300005628	11/30/2012	(0.42)
53481300	AWWSC Other Ben CAPX	CF	9300005629	11/30/2012	0.13

## Kentucky American Water Company

Case No. 2012-00520

Response to PSC DR1, Item 31

Account	Description	Doc Type	Document Number	Posting Date	Amount
53481300	AWWSC Other Ben CAPX	CF	9300005630	11/30/2012	(0.17)
53481300	AWWSC Other Ben CAPX	CF	9300005631	11/30/2012	0.04
53481300	AWWSC Other Ben CAPX	CF	9300005632	11/30/2012	0.40
53481300	AWWSC Other Ben CAPX	CF	9300005632	11/30/2012	3.15
53481300	AWWSC Other Ben CAPX	CF	9300005633	11/30/2012	0.44
53481300	AWWSC Other Ben CAPX	CF	9300005633	11/30/2012	0.30
53481300	AWWSC Other Ben CAPX	CF	9300005634	11/30/2012	0.05
53481300	AWWSC Other Ben CAPX	CF	9300005634	11/30/2012	0.33
53481300	AWWSC Other Ben CAPX	CF	9300005634	11/30/2012	(0.77)
53481300	AWWSC Other Ben CAPX	CF	9300005635	11/30/2012	0.09
53481300	AWWSC Other Ben CAPX	CF	9300005635	11/30/2012	0.77
53481300	AWWSC Other Ben CAPX	CF	9300005636	11/30/2012	0.87
53481300	AWWSC Other Ben CAPX	CF	9300005638	11/30/2012	0.43
53481300	AWWSC Other Ben CAPX	CF	9300005638	11/30/2012	0.02
53481300	AWWSC Other Ben CAPX	CF	9300005639	11/30/2012	0.08
53481300	AWWSC Other Ben CAPX	CF	9300005639	11/30/2012	0.12
53481300	AWWSC Other Ben CAPX	CF	9300005639	11/30/2012	0.01
53481300	AWWSC Other Ben CAPX	CF	9300005640	11/30/2012	0.75
53481300	AWWSC Other Ben CAPX	CF	9300005641	11/30/2012	0.66
53481300	AWWSC Other Ben CAPX	CF	9300005641	11/30/2012	0.03
53481300	AWWSC Other Ben CAPX	CF	9300005641	11/30/2012	(0.61)
53481300	AWWSC Other Ben CAPX	CF	9300005642	11/30/2012	0.11
53481300	AWWSC Other Ben CAPX	CF	9300005642	11/30/2012	(0.02)
53481300	AWWSC Other Ben CAPX	CF	9300005643	11/30/2012	0.31
53481300	AWWSC Other Ben CAPX	CF	9300005643	11/30/2012	(0.17)
53481300	AWWSC Other Ben CAPX	CF	9300005644	11/30/2012	0.04
53481300	AWWSC Other Ben CAPX	CF	9300005645	11/30/2012	6.06
53481300	AWWSC Other Ben CAPX	CF	9300005646	11/30/2012	36.10
53481300	AWWSC Other Ben CAPX	CF	9300005647	11/30/2012	(5.20)
53481300	AWWSC Other Ben CAPX	CF	9300005648	11/30/2012	9.61
53481300	AWWSC Other Ben CAPX	CF	9300005649	11/30/2012	38.01
53481300	AWWSC Other Ben CAPX	CF	9300005650	11/30/2012	(29.81)
53481300	AWWSC Other Ben CAPX	CF	9300005650	11/30/2012	0.41
53481300	AWWSC Other Ben CAPX	CF	9300005650	11/30/2012	(0.13)
53481300	AWWSC Other Ben CAPX	CF	9300005651	11/30/2012	(0.32)
53481300	AWWSC Other Ben CAPX	CF	9300005651	11/30/2012	(0.24)
53481300	AWWSC Other Ben CAPX	CF	9300005651	11/30/2012	0.09
53481300	AWWSC Other Ben CAPX	CF	9300005651	11/30/2012	(0.25)
53481300	AWWSC Other Ben CAPX	CF	9300005652	11/30/2012	(0.43)
53481300	AWWSC Other Ben CAPX	CF	9300005652	11/30/2012	(0.58)
53481300	AWWSC Other Ben CAPX	CF	9300005652	11/30/2012	0.08
53481300	AWWSC Other Ben CAPX	CF	9300005653	11/30/2012	(0.18)
53481300	AWWSC Other Ben CAPX	CF	9300005653	11/30/2012	(0.46)
53481300	AWWSC Other Ben CAPX	CF	9300005653	11/30/2012	0.01
53481300	AWWSC Other Ben CAPX	CF	9300005655	11/30/2012	(0.01)
53481300	AWWSC Other Ben CAPX	CF	9300005655	11/30/2012	(0.11)
53481300	AWWSC Other Ben CAPX	CF	9300005656	11/30/2012	(0.47)
53481300	AWWSC Other Ben CAPX	CF	9300005657	11/30/2012	(0.05)
53481300	AWWSC Other Ben CAPX	CF	9300005658	11/30/2012	(0.34)
53481300	AWWSC Other Ben CAPX	CF	9300005658	11/30/2012	0.10
53481300	AWWSC Other Ben CAPX	CF	9300005659	11/30/2012	(0.02)
53481300	AWWSC Other Ben CAPX	CF	9300005660	11/30/2012	(0.01)
53481300	AWWSC Other Ben CAPX	CF	9300005661	11/30/2012	(0.02)

## Kentucky American Water Company

Case No. 2012-00520

Response to PSC DR1, Item 31

Account	Description	Doc Type	Document Number	Posting Date	Amount
53481300	AWWSC Other Ben CAPX	CF	9300005661	11/30/2012	(0.05)
53481300	AWWSC Other Ben CAPX	CF	9300005662	11/30/2012	0.11
53481300	AWWSC Other Ben CAPX	CF	9300005662	11/30/2012	(0.02)
53481300	AWWSC Other Ben CAPX	CF	9300005663	11/30/2012	(0.04)
53481300	AWWSC Other Ben CAPX	CF	9300005664	11/30/2012	0.24
53481300	AWWSC Other Ben CAPX	CF	9300005664	11/30/2012	(0.03)
53481300	AWWSC Other Ben CAPX	CF	9300005669	11/30/2012	7.80
53481300	AWWSC Other Ben CAPX	CF	9300005676	11/30/2012	(61.03)
53481300	AWWSC Other Ben CAPX	CF	9300005679	11/30/2012	15.71
53481300	AWWSC Other Ben CAPX	CF	9300005688	11/30/2012	8.88
53481300	AWWSC Other Ben CAPX	CF	9300005699	11/30/2012	2,086.41
53481300	AWWSC Other Ben CAPX	CF	9300005711	11/30/2012	15.27
53481300	AWWSC Other Ben CAPX	CF	9300005727	11/30/2012	19.46
53481300	AWWSC Other Ben CAPX	CF	9300005729	11/30/2012	(54.80)
53481300	AWWSC Other Ben CAPX	CF	9300005729	11/30/2012	(12.21)
53481300	AWWSC Other Ben CAPX	CF	9300005730	11/30/2012	(15.02)
53481300	AWWSC Other Ben CAPX	CF	9300005730	11/30/2012	(32.12)
53481300	AWWSC Other Ben CAPX	CF	9300005731	11/30/2012	(2.45)
53481300	AWWSC Other Ben CAPX	CF	9300005731	11/30/2012	2.44
53481300	AWWSC Other Ben CAPX	CF	9300005732	11/30/2012	(7.71)
53481300	AWWSC Other Ben CAPX	CF	9300005732	11/30/2012	(22.79)
53481300	AWWSC Other Ben CAPX	CF	9300005733	11/30/2012	6.31
53481300	AWWSC Other Ben CAPX	CF	9300005734	11/30/2012	0.25
53481300	AWWSC Other Ben CAPX	CF	9300005735	11/30/2012	(0.01)
53481300	AWWSC Other Ben CAPX	CF	9300005735	11/30/2012	0.01
53481300	AWWSC Other Ben CAPX	CF	9300005736	11/30/2012	0.01
53481300	AWWSC Other Ben CAPX	CF	9300005736	11/30/2012	0.01
53481300	AWWSC Other Ben CAPX	CF	9300005736	11/30/2012	0.03
53481300	AWWSC Other Ben CAPX	CF	9300005736	11/30/2012	0.01
53481300	AWWSC Other Ben CAPX	UT	9300005765	11/30/2012	143.70
53481300	AWWSC Other Ben CAPX	UT	9300005764	11/30/2012	(976.28)
53481300	AWWSC Other Ben CAPX	UT	9300005764	11/30/2012	82.32
53481300	AWWSC Other Ben CAPX	UZ	2000000578	11/30/2012	488.81
53481300	AWWSC Other Ben CAPX	UZ	2000000578	11/30/2012	(10.22)
53481300	AWWSC Other Ben CAPX	UZ	2000000578	11/30/2012	0.16
53481300	AWWSC Other Ben CAPX	UZ	2000000576	11/30/2012	0.16
53481300	AWWSC Other Ben CAPX	UZ	2000000580	11/30/2012	(10.57)
53481300	AWWSC Other Ben CAPX	UZ	2000000575	11/30/2012	(6.98)
53481300	AWWSC Other Ben CAPX	UZ	2000000576	11/30/2012	0.16
53481300	AWWSC Other Ben CAPX	UZ	2000000576	11/30/2012	(21.05)
53481300	AWWSC Other Ben CAPX	UZ	2000000578	11/30/2012	0.31
53481300	AWWSC Other Ben CAPX	UZ	2000000576	11/30/2012	0.16
53481300	AWWSC Other Ben CAPX	UZ	2000000576	11/30/2012	(13.89)
53481300	AWWSC Other Ben CAPX	UZ	2000000576	11/30/2012	0.16
53481300	AWWSC Other Ben CAPX	UZ	2000000580	11/30/2012	(10.06)
53481300	AWWSC Other Ben CAPX	UZ	2000000575	11/30/2012	0.71
53481300	AWWSC Other Ben CAPX	UZ	2000000578	11/30/2012	(9.31)
53481300	AWWSC Other Ben CAPX	UZ	2000000580	11/30/2012	0.47
53481300	AWWSC Other Ben CAPX	UZ	2000000580	11/30/2012	(28.90)
53481300	AWWSC Other Ben CAPX	UZ	2000000576	11/30/2012	(78.66)
53481300	AWWSC Other Ben CAPX	UZ	2000000576	11/30/2012	2.19
53481300	AWWSC Other Ben CAPX	UZ	2000000578	11/30/2012	(2,214.26)
53481300	AWWSC Other Ben CAPX	UZ	2000000578	11/30/2012	(2,733.68)

## Kentucky American Water Company

Case No. 2012-00520

Response to PSC DR1, Item 31

Account	Description	Doc Type	Document Number	Posting Date	Amount
53481300	AWWSC Other Ben CAPX	UZ	2000000580	11/30/2012	2.50
53481300	AWWSC Other Ben CAPX	UZ	2000000576	11/30/2012	0.63
53481300	AWWSC Other Ben CAPX	UZ	2000000578	11/30/2012	(260.19)
53481300	AWWSC Other Ben CAPX	UZ	2000000575	11/30/2012	(268.16)
53481300	AWWSC Other Ben CAPX	UZ	2000000576	11/30/2012	3.22
53481300	AWWSC Other Ben CAPX	UZ	2000000576	11/30/2012	(0.65)
53481300	AWWSC Other Ben CAPX	UZ	2000000576	11/30/2012	0.67
53481300	AWWSC Other Ben CAPX	UZ	2000000578	11/30/2012	(30.24)
53481300	AWWSC Other Ben CAPX	UZ	2000000576	11/30/2012	(0.91)
53481300	AWWSC Other Ben CAPX	UZ	2000000580	11/30/2012	0.81
53481300	AWWSC Other Ben CAPX	UZ	2000000578	11/30/2012	1.27
53481300	AWWSC Other Ben CAPX	UZ	2000000578	11/30/2012	5.99
53481300	AWWSC Other Ben CAPX	UZ	2000000580	11/30/2012	1.69
53481300	AWWSC Other Ben CAPX	UZ	2000000580	11/30/2012	(8.33)
53481300	AWWSC Other Ben CAPX	UZ	2000000576	11/30/2012	(22.97)
53481300	AWWSC Other Ben CAPX	UZ	2000000578	11/30/2012	0.47
53481300	AWWSC Other Ben CAPX	UZ	2000000575	11/30/2012	(0.04)
53481300	AWWSC Other Ben CAPX	UZ	2000000576	11/30/2012	1.88
53481300	AWWSC Other Ben CAPX	UZ	2000000576	11/30/2012	(70.94)
53481300	AWWSC Other Ben CAPX	UZ	2000000576	11/30/2012	0.16
53481300	AWWSC Other Ben CAPX	UZ	2000000578	11/30/2012	(10.72)
53481300	AWWSC Other Ben CAPX	UZ	2000000580	11/30/2012	0.31
53481300	AWWSC Other Ben CAPX	UZ	2000000580	11/30/2012	(19.31)
53481300	AWWSC Other Ben CAPX	UZ	2000000578	11/30/2012	(3.10)
53481300	AWWSC Other Ben CAPX	UZ	2000000576	11/30/2012	1.45
53481300	AWWSC Other Ben CAPX	UZ	2000000575	11/30/2012	(2.91)
53481300	AWWSC Other Ben CAPX	UZ	2000000576	11/30/2012	(2.61)
53481300	AWWSC Other Ben CAPX	UZ	2000000576	11/30/2012	(2.91)
53481300	AWWSC Other Ben CAPX	UZ	2000000576	11/30/2012	(2.05)
53481300	AWWSC Other Ben CAPX	UZ	2000000580	11/30/2012	(2.35)
53481300	AWWSC Other Ben CAPX	UZ	2000000576	11/30/2012	(18.51)
53481300	AWWSC Other Ben CAPX	UZ	2000000578	11/30/2012	2.73
53481300	AWWSC Other Ben CAPX	UZ	2000000578	11/30/2012	0.47
53481300	AWWSC Other Ben CAPX	UZ	2000000580	11/30/2012	(18.04)
53481300	AWWSC Other Ben CAPX	UZ	2000000576	11/30/2012	0.63
53481300	AWWSC Other Ben CAPX	UZ	2000000578	11/30/2012	(53.24)
53481300	AWWSC Other Ben CAPX	UZ	2000000575	11/30/2012	1.56
53481300	AWWSC Other Ben CAPX	UZ	2000000578	11/30/2012	(100.74)
53481300	AWWSC Other Ben CAPX	UZ	2000000576	11/30/2012	(26.31)
53481300	AWWSC Other Ben CAPX	UZ	2000000578	11/30/2012	0.31
53481300	AWWSC Other Ben CAPX	UZ	2000000578	11/30/2012	(9.79)
53481300	AWWSC Other Ben CAPX	UZ	2000000578	11/30/2012	(6.73)
53481300	AWWSC Other Ben CAPX	UZ	2000000575	11/30/2012	0.47
53481300	AWWSC Other Ben CAPX	UZ	2000000578	11/30/2012	(309.84)
53481300	AWWSC Other Ben CAPX	UZ	2000000575	11/30/2012	(28.97)
53481300	AWWSC Other Ben CAPX	UZ	2000000576	11/30/2012	0.47
53481300	AWWSC Other Ben CAPX	UZ	2000000578	11/30/2012	2.42
53481300	AWWSC Other Ben CAPX	UZ	2000000580	11/30/2012	(62.53)
53481300	AWWSC Other Ben CAPX	UZ	2000000576	11/30/2012	(96.08)
53481300	AWWSC Other Ben CAPX	UZ	2000000578	11/30/2012	1.41
53481300	AWWSC Other Ben CAPX	UZ	2000000576	11/30/2012	(120.75)
53481300	AWWSC Other Ben CAPX	UZ	2000000576	11/30/2012	0.47
53481300	AWWSC Other Ben CAPX	UZ	2000000576	11/30/2012	(107.79)

## Kentucky American Water Company

Case No. 2012-00520

Response to PSC DR1, Item 31

Account	Description	Doc Type	Document Number	Posting Date	Amount
53481300	AWWSC Other Ben CAPX	UZ	2000000576	11/30/2012	0.31
53481300	AWWSC Other Ben CAPX	UZ	2000000576	11/30/2012	0.47
53481300	AWWSC Other Ben CAPX	UZ	2000000578	11/30/2012	(32.04)
53481300	AWWSC Other Ben CAPX	UZ	2000000576	11/30/2012	0.47
53481300	AWWSC Other Ben CAPX	UZ	2000000576	11/30/2012	(32.04)
53481300	AWWSC Other Ben CAPX	UZ	2000000578	11/30/2012	2.85
53481300	AWWSC Other Ben CAPX	UZ	2000000580	11/30/2012	(139.64)
53481300	AWWSC Other Ben CAPX	UZ	2000000575	11/30/2012	0.78
53481300	AWWSC Other Ben CAPX	UZ	2000000578	11/30/2012	(84.76)
53481300	AWWSC Other Ben CAPX	UZ	2000000576	11/30/2012	9.08
53481300	AWWSC Other Ben CAPX	UZ	2000000578	11/30/2012	(2,064.52)
53481300	AWWSC Other Ben CAPX	UZ	2000000576	11/30/2012	(1,387.48)
53481300	AWWSC Other Ben CAPX	UZ	2000000578	11/30/2012	6.72
53481300	AWWSC Other Ben CAPX	UZ	2000000576	11/30/2012	1.41
53481300	AWWSC Other Ben CAPX	UZ	2000000578	11/30/2012	(83.93)
53481300	AWWSC Other Ben CAPX	UZ	2000000576	11/30/2012	1.69
53481300	AWWSC Other Ben CAPX	UZ	2000000578	11/30/2012	1,793.99
53481300	AWWSC Other Ben CAPX	UZ	2000000580	11/30/2012	2,190.58
53481300	AWWSC Other Ben CAPX	UZ	2000000576	11/30/2012	0.31
53481300	AWWSC Other Ben CAPX	UZ	2000000580	11/30/2012	(20.83)
53481300	AWWSC Other Ben CAPX	UZ	2000000576	11/30/2012	(89.98)
53481300	AWWSC Other Ben CAPX	UZ	2000000580	11/30/2012	0.94
53481300	AWWSC Other Ben CAPX	UZ	2000000578	11/30/2012	(27.08)
53481300	AWWSC Other Ben CAPX	UZ	2000000580	11/30/2012	0.47
53481300	AWWSC Other Ben CAPX	UZ	2000000576	11/30/2012	(61.87)
53481300	AWWSC Other Ben CAPX	UZ	2000000576	11/30/2012	0.47
53481300	AWWSC Other Ben CAPX	UZ	2000000576	11/30/2012	(32.04)
53481300	AWWSC Other Ben CAPX	UZ	2000000576	11/30/2012	0.47
53481300	AWWSC Other Ben CAPX	UZ	2000000578	11/30/2012	(32.02)
53481300	AWWSC Other Ben CAPX	UZ	2000000576	11/30/2012	0.47
53481300	AWWSC Other Ben CAPX	UZ	2000000576	11/30/2012	(32.04)
53481300	AWWSC Other Ben CAPX	UZ	2000000576	11/30/2012	(617.13)
53481300	AWWSC Other Ben CAPX	UZ	2000000575	11/30/2012	4.38
53481300	AWWSC Other Ben CAPX	UZ	2000000576	11/30/2012	(1,583.83)
53481300	AWWSC Other Ben CAPX	UZ	2000000580	11/30/2012	(1,854.89)
53481300	AWWSC Other Ben CAPX	UZ	2000000580	11/30/2012	3.28
53481300	AWWSC Other Ben CAPX	UZ	2000000578	11/30/2012	0.31
53481300	AWWSC Other Ben CAPX	UZ	2000000580	11/30/2012	(21.39)
53481300	AWWSC Other Ben CAPX	UZ	2000000580	11/30/2012	0.31
53481300	AWWSC Other Ben CAPX	UZ	2000000580	11/30/2012	(19.99)
53481300	AWWSC Other Ben CAPX	UZ	2000000578	11/30/2012	(19.48)
53481300	AWWSC Other Ben CAPX	UZ	2000000578	11/30/2012	0.31
53481300	AWWSC Other Ben CAPX	UZ	2000000578	11/30/2012	0.78
53481300	AWWSC Other Ben CAPX	UZ	2000000578	11/30/2012	(803.29)
53481300	AWWSC Other Ben CAPX	UZ	2000000575	11/30/2012	(324.51)
53481300	AWWSC Other Ben CAPX	UZ	2000000580	11/30/2012	0.47
53481300	AWWSC Other Ben CAPX	UZ	2000000578	11/30/2012	(878.86)
53481300	AWWSC Other Ben CAPX	UZ	2000000578	11/30/2012	0.78
53481300	AWWSC Other Ben CAPX	UZ	2000000576	11/30/2012	0.94
53481300	AWWSC Other Ben CAPX	UZ	2000000580	11/30/2012	(92.25)
53481300	AWWSC Other Ben CAPX	UZ	2000000576	11/30/2012	(166.27)
53481300	AWWSC Other Ben CAPX	UZ	2000000576	11/30/2012	0.31
53481300	AWWSC Other Ben CAPX	UZ	2000000578	11/30/2012	(160.33)

Kentucky American Water Company  
Case No. 2012-00520  
Response to PSC DR1, Item 31

Account	Description	Doc Type	Document Number	Posting Date	Amount
53481300	AWWSC Other Ben CAPX	UZ	2000000580	11/30/2012	0.16
53481300	AWWSC Other Ben CAPX	UZ	2000000576	11/30/2012	0.47
53481300	AWWSC Other Ben CAPX	UZ	2000000578	11/30/2012	(171.79)
53481300	AWWSC Other Ben CAPX	UZ	2000000578	11/30/2012	0.47
53481300	AWWSC Other Ben CAPX	UZ	2000000580	11/30/2012	(23.03)
53481300	AWWSC Other Ben CAPX	UZ	2000000580	11/30/2012	0.04
53481300	AWWSC Other Ben CAPX	UZ	2000000578	11/30/2012	0.04
53481300	AWWSC Other Ben CAPX	UZ	2000000576	11/30/2012	0.04
53481300	AWWSC Other Ben CAPX	UZ	2000000580	11/30/2012	(531.63)
53481300	AWWSC Other Ben CAPX	UZ	2000000580	11/30/2012	0.16
53481300	AWWSC Other Ben CAPX	UZ	2000000576	11/30/2012	0.31
53481300	AWWSC Other Ben CAPX	UZ	2000000578	11/30/2012	(78.49)
53481300	AWWSC Other Ben CAPX	UZ	2000000576	11/30/2012	(92.44)
53481300	AWWSC Other Ben CAPX	UZ	2000000578	11/30/2012	0.94
53481300	AWWSC Other Ben CAPX	UZ	2000000576	11/30/2012	(50.90)
53481300	AWWSC Other Ben CAPX	UZ	2000000578	11/30/2012	0.94
53481300	AWWSC Other Ben CAPX	UZ	2000000576	11/30/2012	0.85
53481300	AWWSC Other Ben CAPX	UZ	2000000576	11/30/2012	(22.09)
53481300	AWWSC Other Ben CAPX	UZ	2000000576	11/30/2012	(16.57)
53481300	AWWSC Other Ben CAPX	UZ	2000000578	11/30/2012	0.72
53481300	AWWSC Other Ben CAPX	UZ	2000000578	11/30/2012	3.09
53481300	AWWSC Other Ben CAPX	UZ	2000000580	11/30/2012	(40.70)
53481300	AWWSC Other Ben CAPX	UZ	2000000576	11/30/2012	(2.41)
53481300	AWWSC Other Ben CAPX	UZ	2000000578	11/30/2012	3.04
53481300	AWWSC Other Ben CAPX	UZ	2000000576	11/30/2012	3.04
53481300	AWWSC Other Ben CAPX	UZ	2000000576	11/30/2012	(2.40)
53481300	AWWSC Other Ben CAPX	UZ	2000000576	11/30/2012	(44.72)
53481300	AWWSC Other Ben CAPX	UZ	2000000580	11/30/2012	0.63
53481300	AWWSC Other Ben CAPX	UZ	2000000575	11/30/2012	0.78
53481300	AWWSC Other Ben CAPX	UZ	2000000580	11/30/2012	(50.77)
53481400	AWWSC Cont Svcs CAPX	CF	9300005047	11/30/2012	121.18
53481400	AWWSC Cont Svcs CAPX	CF	9300005050	11/30/2012	33.88
53481400	AWWSC Cont Svcs CAPX	CF	9300005055	11/30/2012	(0.01)
53481400	AWWSC Cont Svcs CAPX	CF	9300005090	11/30/2012	59.84
53481400	AWWSC Cont Svcs CAPX	CF	9300005105	11/30/2012	531.76
53481400	AWWSC Cont Svcs CAPX	CF	9300005107	11/30/2012	(1,051.71)
53481400	AWWSC Cont Svcs CAPX	CF	9300005108	11/30/2012	19.63
53481400	AWWSC Cont Svcs CAPX	CF	9300005109	11/30/2012	14.35
53481400	AWWSC Cont Svcs CAPX	CF	9300005110	11/30/2012	20.80
53481400	AWWSC Cont Svcs CAPX	CF	9300005118	11/30/2012	8.41
53481400	AWWSC Cont Svcs CAPX	CF	9300005119	11/30/2012	593.03
53481400	AWWSC Cont Svcs CAPX	CF	9300005120	11/30/2012	593.07
53481400	AWWSC Cont Svcs CAPX	CF	9300005121	11/30/2012	595.85
53481400	AWWSC Cont Svcs CAPX	CF	9300005125	11/30/2012	3,009.42
53481400	AWWSC Cont Svcs CAPX	CF	9300005126	11/30/2012	47.43
53481400	AWWSC Cont Svcs CAPX	CF	9300005127	11/30/2012	(551.68)
53481400	AWWSC Cont Svcs CAPX	CF	9300005128	11/30/2012	2,575.07
53481400	AWWSC Cont Svcs CAPX	CF	9300005129	11/30/2012	185.26
53481400	AWWSC Cont Svcs CAPX	CF	9300005130	11/30/2012	185.26
53481400	AWWSC Cont Svcs CAPX	CF	9300005131	11/30/2012	185.26
53481400	AWWSC Cont Svcs CAPX	CF	9300005132	11/30/2012	22.72
53481400	AWWSC Cont Svcs CAPX	CF	9300005133	11/30/2012	23.84
53481400	AWWSC Cont Svcs CAPX	CF	9300005134	11/30/2012	677.45



## Kentucky American Water Company

Case No. 2012-00520

Response to PSC DR1, Item 31

Account	Description	Doc Type	Document Number	Posting Date	Amount
53481400	AWWSC Cont Svcs CAPX	CF	9300005135	11/30/2012	677.45
53481400	AWWSC Cont Svcs CAPX	CF	9300005136	11/30/2012	677.45
53481400	AWWSC Cont Svcs CAPX	CF	9300005137	11/30/2012	(22.58)
53481400	AWWSC Cont Svcs CAPX	CF	9300005139	11/30/2012	2,810.15
53481400	AWWSC Cont Svcs CAPX	CF	9300005155	11/30/2012	(105.70)
53481400	AWWSC Cont Svcs CAPX	CF	9300005158	11/30/2012	373.44
53481400	AWWSC Cont Svcs CAPX	CF	9300005159	11/30/2012	913.02
53481400	AWWSC Cont Svcs CAPX	CF	9300005160	11/30/2012	(9.34)
53481400	AWWSC Cont Svcs CAPX	CF	9300005161	11/30/2012	373.44
53481400	AWWSC Cont Svcs CAPX	CF	9300005162	11/30/2012	(6.61)
53481400	AWWSC Cont Svcs CAPX	CF	9300005163	11/30/2012	384.75
53481400	AWWSC Cont Svcs CAPX	CF	9300005164	11/30/2012	(211.73)
53481400	AWWSC Cont Svcs CAPX	CF	9300005165	11/30/2012	(7.35)
53481400	AWWSC Cont Svcs CAPX	CF	9300005166	11/30/2012	1,152.72
53481400	AWWSC Cont Svcs CAPX	CF	9300005173	11/30/2012	26.86
53481400	AWWSC Cont Svcs CAPX	CF	9300005178	11/30/2012	161.81
53481400	AWWSC Cont Svcs CAPX	CF	9300005180	11/30/2012	3,475.78
53481400	AWWSC Cont Svcs CAPX	CF	9300005185	11/30/2012	4,818.47
53481400	AWWSC Cont Svcs CAPX	CF	9300005189	11/30/2012	762.06
53481400	AWWSC Cont Svcs CAPX	CF	9300005192	11/30/2012	762.06
53481400	AWWSC Cont Svcs CAPX	CF	9300005193	11/30/2012	553.77
53481400	AWWSC Cont Svcs CAPX	CF	9300005195	11/30/2012	1,661.24
53481400	AWWSC Cont Svcs CAPX	CF	9300005196	11/30/2012	567.00
53481400	AWWSC Cont Svcs CAPX	CF	9300005201	11/30/2012	4,672.77
53481400	AWWSC Cont Svcs CAPX	CF	9300005202	11/30/2012	3,740.33
53481400	AWWSC Cont Svcs CAPX	CF	9300005203	11/30/2012	(811.83)
53481400	AWWSC Cont Svcs CAPX	CF	9300005204	11/30/2012	(570.82)
53481400	AWWSC Cont Svcs CAPX	CF	9300005207	11/30/2012	856.18
53481400	AWWSC Cont Svcs CAPX	CF	9300005220	11/30/2012	2,109.92
53481400	AWWSC Cont Svcs CAPX	CF	9300005229	11/30/2012	(38.04)
53481400	AWWSC Cont Svcs CAPX	CF	9300005232	11/30/2012	(38.00)
53481400	AWWSC Cont Svcs CAPX	CF	9300005235	11/30/2012	(38.04)
53481400	AWWSC Cont Svcs CAPX	CF	9300005245	11/30/2012	1,562.48
53481400	AWWSC Cont Svcs CAPX	CF	9300005256	11/30/2012	1,173.00
53481400	AWWSC Cont Svcs CAPX	CF	9300005259	11/30/2012	2,500.65
53481400	AWWSC Cont Svcs CAPX	CF	9300005270	11/30/2012	(21.46)
53481400	AWWSC Cont Svcs CAPX	CF	9300005274	11/30/2012	15,907.87
53481400	AWWSC Cont Svcs CAPX	CF	9300005277	11/30/2012	1,587.01
53481400	AWWSC Cont Svcs CAPX	CF	9300005279	11/30/2012	16,484.97
53481400	AWWSC Cont Svcs CAPX	CF	9300005281	11/30/2012	324.36
53481400	AWWSC Cont Svcs CAPX	CF	9300005282	11/30/2012	2,270.26
53481400	AWWSC Cont Svcs CAPX	CF	9300005286	11/30/2012	469.20
53481400	AWWSC Cont Svcs CAPX	CF	9300005288	11/30/2012	469.20
53481400	AWWSC Cont Svcs CAPX	CF	9300005296	11/30/2012	50.87
53481400	AWWSC Cont Svcs CAPX	CF	9300005310	11/30/2012	2,206.26
53481400	AWWSC Cont Svcs CAPX	CF	9300005311	11/30/2012	3,232.89
53481400	AWWSC Cont Svcs CAPX	CF	9300005312	11/30/2012	(13.83)
53481400	AWWSC Cont Svcs CAPX	CF	9300005314	11/30/2012	1,898.08
53481400	AWWSC Cont Svcs CAPX	CF	9300005315	11/30/2012	3,040.61
53481400	AWWSC Cont Svcs CAPX	CF	9300005316	11/30/2012	(13.83)
53481400	AWWSC Cont Svcs CAPX	CF	9300005318	11/30/2012	(8,100.53)
53481400	AWWSC Cont Svcs CAPX	CF	9300005319	11/30/2012	1,510.01
53481400	AWWSC Cont Svcs CAPX	CF	9300005320	11/30/2012	92.17

## Kentucky American Water Company

Case No. 2012-00520

Response to PSC DR1, Item 31

Account	Description	Doc Type	Document Number	Posting Date	Amount
53481400	AWWSC Cont Svcs CAPX	CF	9300005322	11/30/2012	6,830.30
53481400	AWWSC Cont Svcs CAPX	CF	9300005323	11/30/2012	1,678.28
53481400	AWWSC Cont Svcs CAPX	CF	9300005324	11/30/2012	92.17
53481400	AWWSC Cont Svcs CAPX	CF	9300005327	11/30/2012	1,892.45
53481400	AWWSC Cont Svcs CAPX	CF	9300005328	11/30/2012	(1,940.03)
53481400	AWWSC Cont Svcs CAPX	CF	9300005329	11/30/2012	70.40
53481400	AWWSC Cont Svcs CAPX	CF	9300005332	11/30/2012	20.69
53481400	AWWSC Cont Svcs CAPX	CF	9300005626	11/30/2012	(1.18)
53481400	AWWSC Cont Svcs CAPX	CF	9300005629	11/30/2012	0.40
53481400	AWWSC Cont Svcs CAPX	CF	9300005630	11/30/2012	(0.01)
53481400	AWWSC Cont Svcs CAPX	CF	9300005632	11/30/2012	0.03
53481400	AWWSC Cont Svcs CAPX	CF	9300005633	11/30/2012	(2.11)
53481400	AWWSC Cont Svcs CAPX	CF	9300005634	11/30/2012	(1.21)
53481400	AWWSC Cont Svcs CAPX	CF	9300005637	11/30/2012	0.20
53481400	AWWSC Cont Svcs CAPX	CF	9300005637	11/30/2012	0.84
53481400	AWWSC Cont Svcs CAPX	CF	9300005639	11/30/2012	(1.48)
53481400	AWWSC Cont Svcs CAPX	CF	9300005643	11/30/2012	0.18
53481400	AWWSC Cont Svcs CAPX	CF	9300005647	11/30/2012	(24.73)
53481400	AWWSC Cont Svcs CAPX	CF	9300005651	11/30/2012	0.65
53481400	AWWSC Cont Svcs CAPX	CF	9300005653	11/30/2012	0.19
53481400	AWWSC Cont Svcs CAPX	CF	9300005654	11/30/2012	0.19
53481400	AWWSC Cont Svcs CAPX	CF	9300005659	11/30/2012	6.50
53481400	AWWSC Cont Svcs CAPX	CF	9300005659	11/30/2012	0.09
53481400	AWWSC Cont Svcs CAPX	CF	9300005693	11/30/2012	1,276.99
53481400	AWWSC Cont Svcs CAPX	CF	9300005729	11/30/2012	0.88
53481400	AWWSC Cont Svcs CAPX	CF	9300005730	11/30/2012	(19.85)
53481400	AWWSC Cont Svcs CAPX	CF	9300005734	11/30/2012	(27.25)
53481400	AWWSC Cont Svcs CAPX	UT	9300005764	11/30/2012	(214.89)
53481400	AWWSC Cont Svcs CAPX	UT	9300005764	11/30/2012	74.60
53481400	AWWSC Cont Svcs CAPX	UZ	2000000576	11/30/2012	(3.27)
53481400	AWWSC Cont Svcs CAPX	UZ	2000000578	11/30/2012	(54.14)
53481400	AWWSC Cont Svcs CAPX	UZ	2000000578	11/30/2012	(3.27)
53481400	AWWSC Cont Svcs CAPX	UZ	2000000580	11/30/2012	(6.55)
53481400	AWWSC Cont Svcs CAPX	UZ	2000000576	11/30/2012	(3.27)
53481400	AWWSC Cont Svcs CAPX	UZ	2000000576	11/30/2012	(3.27)
53481400	AWWSC Cont Svcs CAPX	UZ	2000000576	11/30/2012	(3.27)
53481400	AWWSC Cont Svcs CAPX	UZ	2000000578	11/30/2012	(9.82)
53481400	AWWSC Cont Svcs CAPX	UZ	2000000578	11/30/2012	(2,640.46)
53481400	AWWSC Cont Svcs CAPX	UZ	2000000580	11/30/2012	(1,639.40)
53481400	AWWSC Cont Svcs CAPX	UZ	2000000580	11/30/2012	(482.30)
53481400	AWWSC Cont Svcs CAPX	UZ	2000000575	11/30/2012	(16,484.97)
53481400	AWWSC Cont Svcs CAPX	UZ	2000000578	11/30/2012	(15,907.87)
53481400	AWWSC Cont Svcs CAPX	UZ	2000000576	11/30/2012	(483.14)
53481400	AWWSC Cont Svcs CAPX	UZ	2000000575	11/30/2012	21.46
53481400	AWWSC Cont Svcs CAPX	UZ	2000000576	11/30/2012	1.25
53481400	AWWSC Cont Svcs CAPX	UZ	2000000580	11/30/2012	(1.03)
53481400	AWWSC Cont Svcs CAPX	UZ	2000000578	11/30/2012	0.49
53481400	AWWSC Cont Svcs CAPX	UZ	2000000578	11/30/2012	(0.04)
53481400	AWWSC Cont Svcs CAPX	UZ	2000000578	11/30/2012	(2,500.65)
53481400	AWWSC Cont Svcs CAPX	UZ	2000000576	11/30/2012	(1,182.82)
53481400	AWWSC Cont Svcs CAPX	UZ	2000000576	11/30/2012	(39.29)
53481400	AWWSC Cont Svcs CAPX	UZ	2000000575	11/30/2012	(3.27)
53481400	AWWSC Cont Svcs CAPX	UZ	2000000576	11/30/2012	(6.55)

Kentucky American Water Company  
Case No. 2012-00520  
Response to PSC DR1, Item 31

Account	Description	Doc Type	Document Number	Posting Date	Amount
53481400	AWWSC Cont Svcs CAPX	UZ	200000580	11/30/2012	(1,562.48)
53481400	AWWSC Cont Svcs CAPX	UZ	200000580	11/30/2012	38.04
53481400	AWWSC Cont Svcs CAPX	UZ	200000576	11/30/2012	38.00
53481400	AWWSC Cont Svcs CAPX	UZ	200000575	11/30/2012	38.04
53481400	AWWSC Cont Svcs CAPX	UZ	200000576	11/30/2012	(2,119.81)
53481400	AWWSC Cont Svcs CAPX	UZ	200000580	11/30/2012	0.09
53481400	AWWSC Cont Svcs CAPX	UZ	200000578	11/30/2012	(9.82)
53481400	AWWSC Cont Svcs CAPX	UZ	200000576	11/30/2012	(13.10)
53481400	AWWSC Cont Svcs CAPX	UZ	200000580	11/30/2012	(888.93)
53481400	AWWSC Cont Svcs CAPX	UZ	200000576	11/30/2012	(6.55)
53481400	AWWSC Cont Svcs CAPX	UZ	200000580	11/30/2012	570.82
53481400	AWWSC Cont Svcs CAPX	UZ	200000576	11/30/2012	811.83
53481400	AWWSC Cont Svcs CAPX	UZ	200000580	11/30/2012	(3,750.15)
53481400	AWWSC Cont Svcs CAPX	UZ	200000580	11/30/2012	(4,682.59)
53481400	AWWSC Cont Svcs CAPX	UZ	200000575	11/30/2012	(32.98)
53481400	AWWSC Cont Svcs CAPX	UZ	200000575	11/30/2012	(596.47)
53481400	AWWSC Cont Svcs CAPX	UZ	200000580	11/30/2012	(1,671.06)
53481400	AWWSC Cont Svcs CAPX	UZ	200000580	11/30/2012	(560.32)
53481400	AWWSC Cont Svcs CAPX	UZ	200000578	11/30/2012	(771.88)
53481400	AWWSC Cont Svcs CAPX	UZ	200000580	11/30/2012	(771.88)
53481400	AWWSC Cont Svcs CAPX	UZ	200000576	11/30/2012	(4,864.31)
53481400	AWWSC Cont Svcs CAPX	UZ	200000580	11/30/2012	(3,492.15)
53481400	AWWSC Cont Svcs CAPX	UZ	200000576	11/30/2012	(351.73)
53481400	AWWSC Cont Svcs CAPX	UZ	200000576	11/30/2012	(167.67)
53481400	AWWSC Cont Svcs CAPX	UZ	200000575	11/30/2012	(29.47)
53481400	AWWSC Cont Svcs CAPX	UZ	200000578	11/30/2012	(3,962.87)
53481400	AWWSC Cont Svcs CAPX	UZ	200000578	11/30/2012	(6.55)
53481400	AWWSC Cont Svcs CAPX	UZ	200000576	11/30/2012	(612.68)
53481400	AWWSC Cont Svcs CAPX	UZ	200000578	11/30/2012	1,051.71
53481400	AWWSC Cont Svcs CAPX	UZ	200000580	11/30/2012	(9.82)
53481400	AWWSC Cont Svcs CAPX	UZ	200000580	11/30/2012	(22.72)
53481400	AWWSC Cont Svcs CAPX	UZ	200000580	11/30/2012	(195.08)
53481400	AWWSC Cont Svcs CAPX	UZ	200000578	11/30/2012	(195.08)
53481400	AWWSC Cont Svcs CAPX	UZ	200000578	11/30/2012	(195.08)
53481400	AWWSC Cont Svcs CAPX	UZ	200000575	11/30/2012	(2,575.07)
53481400	AWWSC Cont Svcs CAPX	UZ	200000576	11/30/2012	(91.69)
53481400	AWWSC Cont Svcs CAPX	UZ	200000578	11/30/2012	551.68
53481400	AWWSC Cont Svcs CAPX	UZ	200000575	11/30/2012	(3,125.62)
53481400	AWWSC Cont Svcs CAPX	UZ	200000576	11/30/2012	(6.55)
53481400	AWWSC Cont Svcs CAPX	UZ	200000575	11/30/2012	(6.55)
53481400	AWWSC Cont Svcs CAPX	UZ	200000578	11/30/2012	(6.55)
53481400	AWWSC Cont Svcs CAPX	UZ	200000576	11/30/2012	(8.41)
53481400	AWWSC Cont Svcs CAPX	UZ	200000578	11/30/2012	(16.37)
53481400	AWWSC Cont Svcs CAPX	UZ	200000576	11/30/2012	(9.82)
53481400	AWWSC Cont Svcs CAPX	UZ	200000580	11/30/2012	(16.37)
53481400	AWWSC Cont Svcs CAPX	UZ	200000578	11/30/2012	(615.50)
53481400	AWWSC Cont Svcs CAPX	UZ	200000576	11/30/2012	(6.55)
53481400	AWWSC Cont Svcs CAPX	UZ	200000578	11/30/2012	(3.27)
53481400	AWWSC Cont Svcs CAPX	UZ	200000576	11/30/2012	(9.82)
53481400	AWWSC Cont Svcs CAPX	UZ	200000575	11/30/2012	(9.82)
53481400	AWWSC Cont Svcs CAPX	UZ	200000576	11/30/2012	(20.80)
53481400	AWWSC Cont Svcs CAPX	UZ	200000579	11/30/2012	(14.35)
53481400	AWWSC Cont Svcs CAPX	UZ	200000575	11/30/2012	(19.63)

Kentucky American Water Company  
Case No. 2012-00520  
Response to PSC DR1, Item 31

Account	Description	Doc Type	Document Number	Posting Date	Amount
53481400	AWWSC Cont Svcs CAPX	UZ	2000000576	11/30/2012	22.58
53481400	AWWSC Cont Svcs CAPX	UZ	2000000576	11/30/2012	(677.45)
53481400	AWWSC Cont Svcs CAPX	UZ	2000000578	11/30/2012	(677.45)
53481400	AWWSC Cont Svcs CAPX	UZ	2000000576	11/30/2012	(677.45)
53481400	AWWSC Cont Svcs CAPX	UZ	2000000578	11/30/2012	(23.96)
53481400	AWWSC Cont Svcs CAPX	UZ	2000000576	11/30/2012	(30.39)
53481400	AWWSC Cont Svcs CAPX	UZ	2000000576	11/30/2012	(612.72)
53481400	AWWSC Cont Svcs CAPX	UZ	2000000576	11/30/2012	(551.41)
53481400	AWWSC Cont Svcs CAPX	UZ	2000000575	11/30/2012	(13.10)
53481400	AWWSC Cont Svcs CAPX	UZ	2000000580	11/30/2012	(9.82)
53481400	AWWSC Cont Svcs CAPX	UZ	2000000575	11/30/2012	(2,360.70)
53481400	AWWSC Cont Svcs CAPX	UZ	2000000576	11/30/2012	2,159.11
53481400	AWWSC Cont Svcs CAPX	UZ	2000000575	11/30/2012	(8,974.19)
53481400	AWWSC Cont Svcs CAPX	UZ	2000000578	11/30/2012	6.61
53481400	AWWSC Cont Svcs CAPX	UZ	2000000575	11/30/2012	(2,888.64)
53481400	AWWSC Cont Svcs CAPX	UZ	2000000576	11/30/2012	8,109.87
53481400	AWWSC Cont Svcs CAPX	UZ	2000000576	11/30/2012	13.83
53481400	AWWSC Cont Svcs CAPX	UZ	2000000578	11/30/2012	(4,951.79)
53481400	AWWSC Cont Svcs CAPX	UZ	2000000575	11/30/2012	(5,455.52)
53481400	AWWSC Cont Svcs CAPX	UZ	2000000578	11/30/2012	119.53
53481500	AWWSC Off Suppl CAPX	CF	9300005036	11/30/2012	100.03
53481500	AWWSC Off Suppl CAPX	CF	9300005047	11/30/2012	218.40
53481500	AWWSC Off Suppl CAPX	CF	9300005048	11/30/2012	649.31
53481500	AWWSC Off Suppl CAPX	CF	9300005050	11/30/2012	245.63
53481500	AWWSC Off Suppl CAPX	CF	9300005051	11/30/2012	8.52
53481500	AWWSC Off Suppl CAPX	CF	9300005055	11/30/2012	3.36
53481500	AWWSC Off Suppl CAPX	CF	9300005087	11/30/2012	(46.32)
53481500	AWWSC Off Suppl CAPX	CF	9300005090	11/30/2012	(124.58)
53481500	AWWSC Off Suppl CAPX	CF	9300005096	11/30/2012	2,355.51
53481500	AWWSC Off Suppl CAPX	CF	9300005097	11/30/2012	311.21
53481500	AWWSC Off Suppl CAPX	CF	9300005103	11/30/2012	10.23
53481500	AWWSC Off Suppl CAPX	CF	9300005104	11/30/2012	0.94
53481500	AWWSC Off Suppl CAPX	CF	9300005105	11/30/2012	58.15
53481500	AWWSC Off Suppl CAPX	CF	9300005106	11/30/2012	76.53
53481500	AWWSC Off Suppl CAPX	CF	9300005107	11/30/2012	69.51
53481500	AWWSC Off Suppl CAPX	CF	9300005108	11/30/2012	2.95
53481500	AWWSC Off Suppl CAPX	CF	9300005109	11/30/2012	14.12
53481500	AWWSC Off Suppl CAPX	CF	9300005110	11/30/2012	8.18
53481500	AWWSC Off Suppl CAPX	CF	9300005111	11/30/2012	(5.08)
53481500	AWWSC Off Suppl CAPX	CF	9300005112	11/30/2012	(9.60)
53481500	AWWSC Off Suppl CAPX	CF	9300005113	11/30/2012	(14.32)
53481500	AWWSC Off Suppl CAPX	CF	9300005114	11/30/2012	(9.94)
53481500	AWWSC Off Suppl CAPX	CF	9300005115	11/30/2012	58.73
53481500	AWWSC Off Suppl CAPX	CF	9300005116	11/30/2012	(10.88)
53481500	AWWSC Off Suppl CAPX	CF	9300005117	11/30/2012	63.49
53481500	AWWSC Off Suppl CAPX	CF	9300005118	11/30/2012	0.93
53481500	AWWSC Off Suppl CAPX	CF	9300005119	11/30/2012	20.17
53481500	AWWSC Off Suppl CAPX	CF	9300005120	11/30/2012	22.06
53481500	AWWSC Off Suppl CAPX	CF	9300005121	11/30/2012	74.13
53481500	AWWSC Off Suppl CAPX	CF	9300005122	11/30/2012	(3.31)
53481500	AWWSC Off Suppl CAPX	CF	9300005123	11/30/2012	(10.08)
53481500	AWWSC Off Suppl CAPX	CF	9300005124	11/30/2012	(11.26)
53481500	AWWSC Off Suppl CAPX	CF	9300005125	11/30/2012	1,522.03

## Kentucky American Water Company

Case No. 2012-00520

Response to PSC DR1, Item 31

Account	Description	Doc Type	Document Number	Posting Date	Amount
53481500	AWWSC Off Suppl CAPX	CF	9300005126	11/30/2012	(1.39)
53481500	AWWSC Off Suppl CAPX	CF	9300005127	11/30/2012	(35.62)
53481500	AWWSC Off Suppl CAPX	CF	9300005128	11/30/2012	1,772.47
53481500	AWWSC Off Suppl CAPX	CF	9300005129	11/30/2012	37.41
53481500	AWWSC Off Suppl CAPX	CF	9300005130	11/30/2012	20.70
53481500	AWWSC Off Suppl CAPX	CF	9300005131	11/30/2012	60.89
53481500	AWWSC Off Suppl CAPX	CF	9300005132	11/30/2012	16.05
53481500	AWWSC Off Suppl CAPX	CF	9300005133	11/30/2012	16.40
53481500	AWWSC Off Suppl CAPX	CF	9300005134	11/30/2012	(5.69)
53481500	AWWSC Off Suppl CAPX	CF	9300005135	11/30/2012	(5.69)
53481500	AWWSC Off Suppl CAPX	CF	9300005136	11/30/2012	(5.69)
53481500	AWWSC Off Suppl CAPX	CF	9300005137	11/30/2012	(9.85)
53481500	AWWSC Off Suppl CAPX	CF	9300005138	11/30/2012	62.56
53481500	AWWSC Off Suppl CAPX	CF	9300005139	11/30/2012	(62.56)
53481500	AWWSC Off Suppl CAPX	CF	9300005140	11/30/2012	1.72
53481500	AWWSC Off Suppl CAPX	CF	9300005141	11/30/2012	1.72
53481500	AWWSC Off Suppl CAPX	CF	9300005142	11/30/2012	1.43
53481500	AWWSC Off Suppl CAPX	CF	9300005143	11/30/2012	1.55
53481500	AWWSC Off Suppl CAPX	CF	9300005144	11/30/2012	1.55
53481500	AWWSC Off Suppl CAPX	CF	9300005145	11/30/2012	1.55
53481500	AWWSC Off Suppl CAPX	CF	9300005146	11/30/2012	29.21
53481500	AWWSC Off Suppl CAPX	CF	9300005147	11/30/2012	23.92
53481500	AWWSC Off Suppl CAPX	CF	9300005148	11/30/2012	1.47
53481500	AWWSC Off Suppl CAPX	CF	9300005149	11/30/2012	(0.18)
53481500	AWWSC Off Suppl CAPX	CF	9300005150	11/30/2012	0.09
53481500	AWWSC Off Suppl CAPX	CF	9300005151	11/30/2012	4.02
53481500	AWWSC Off Suppl CAPX	CF	9300005153	11/30/2012	0.39
53481500	AWWSC Off Suppl CAPX	CF	9300005154	11/30/2012	(2.25)
53481500	AWWSC Off Suppl CAPX	CF	9300005155	11/30/2012	(4.76)
53481500	AWWSC Off Suppl CAPX	CF	9300005156	11/30/2012	26.02
53481500	AWWSC Off Suppl CAPX	CF	9300005157	11/30/2012	24.85
53481500	AWWSC Off Suppl CAPX	CF	9300005158	11/30/2012	(6.30)
53481500	AWWSC Off Suppl CAPX	CF	9300005159	11/30/2012	(10.45)
53481500	AWWSC Off Suppl CAPX	CF	9300005160	11/30/2012	(14.65)
53481500	AWWSC Off Suppl CAPX	CF	9300005161	11/30/2012	(6.30)
53481500	AWWSC Off Suppl CAPX	CF	9300005162	11/30/2012	(15.00)
53481500	AWWSC Off Suppl CAPX	CF	9300005163	11/30/2012	(6.49)
53481500	AWWSC Off Suppl CAPX	CF	9300005164	11/30/2012	(9.53)
53481500	AWWSC Off Suppl CAPX	CF	9300005165	11/30/2012	(14.90)
53481500	AWWSC Off Suppl CAPX	CF	9300005172	11/30/2012	169.56
53481500	AWWSC Off Suppl CAPX	CF	9300005173	11/30/2012	3,207.11
53481500	AWWSC Off Suppl CAPX	CF	9300005174	11/30/2012	3.44
53481500	AWWSC Off Suppl CAPX	CF	9300005176	11/30/2012	8.77
53481500	AWWSC Off Suppl CAPX	CF	9300005177	11/30/2012	0.96
53481500	AWWSC Off Suppl CAPX	CF	9300005178	11/30/2012	5,512.00
53481500	AWWSC Off Suppl CAPX	CF	9300005179	11/30/2012	33.43
53481500	AWWSC Off Suppl CAPX	CF	9300005180	11/30/2012	(34.86)
53481500	AWWSC Off Suppl CAPX	CF	9300005181	11/30/2012	(0.42)
53481500	AWWSC Off Suppl CAPX	CF	9300005182	11/30/2012	0.07
53481500	AWWSC Off Suppl CAPX	CF	9300005183	11/30/2012	1.57
53481500	AWWSC Off Suppl CAPX	CF	9300005184	11/30/2012	(0.16)
53481500	AWWSC Off Suppl CAPX	CF	9300005185	11/30/2012	3.49
53481500	AWWSC Off Suppl CAPX	CF	9300005186	11/30/2012	0.07

## Kentucky American Water Company

Case No. 2012-00520

Response to PSC DR1, Item 31

Account	Description	Doc Type	Document Number	Posting Date	Amount
53481500	AWWSC Off Suppl CAPX	CF	9300005187	11/30/2012	219.83
53481500	AWWSC Off Suppl CAPX	CF	9300005188	11/30/2012	0.10
53481500	AWWSC Off Suppl CAPX	CF	9300005189	11/30/2012	127.25
53481500	AWWSC Off Suppl CAPX	CF	9300005190	11/30/2012	32.19
53481500	AWWSC Off Suppl CAPX	CF	9300005191	11/30/2012	0.03
53481500	AWWSC Off Suppl CAPX	CF	9300005192	11/30/2012	149.46
53481500	AWWSC Off Suppl CAPX	CF	9300005193	11/30/2012	35.69
53481500	AWWSC Off Suppl CAPX	CF	9300005195	11/30/2012	20.32
53481500	AWWSC Off Suppl CAPX	CF	9300005196	11/30/2012	740.33
53481500	AWWSC Off Suppl CAPX	CF	9300005197	11/30/2012	1.15
53481500	AWWSC Off Suppl CAPX	CF	9300005198	11/30/2012	(0.33)
53481500	AWWSC Off Suppl CAPX	CF	9300005199	11/30/2012	16.50
53481500	AWWSC Off Suppl CAPX	CF	9300005200	11/30/2012	285.91
53481500	AWWSC Off Suppl CAPX	CF	9300005201	11/30/2012	(9.51)
53481500	AWWSC Off Suppl CAPX	CF	9300005202	11/30/2012	372.13
53481500	AWWSC Off Suppl CAPX	CF	9300005203	11/30/2012	(10.19)
53481500	AWWSC Off Suppl CAPX	CF	9300005204	11/30/2012	(10.19)
53481500	AWWSC Off Suppl CAPX	CF	9300005206	11/30/2012	(5.34)
53481500	AWWSC Off Suppl CAPX	CF	9300005207	11/30/2012	116.37
53481500	AWWSC Off Suppl CAPX	CF	9300005208	11/30/2012	55.60
53481500	AWWSC Off Suppl CAPX	CF	9300005209	11/30/2012	0.66
53481500	AWWSC Off Suppl CAPX	CF	9300005210	11/30/2012	4.65
53481500	AWWSC Off Suppl CAPX	CF	9300005211	11/30/2012	(0.85)
53481500	AWWSC Off Suppl CAPX	CF	9300005212	11/30/2012	(4.65)
53481500	AWWSC Off Suppl CAPX	CF	9300005213	11/30/2012	(0.27)
53481500	AWWSC Off Suppl CAPX	CF	9300005214	11/30/2012	(0.27)
53481500	AWWSC Off Suppl CAPX	CF	9300005215	11/30/2012	214.17
53481500	AWWSC Off Suppl CAPX	CF	9300005216	11/30/2012	(26.67)
53481500	AWWSC Off Suppl CAPX	CF	9300005217	11/30/2012	3.55
53481500	AWWSC Off Suppl CAPX	CF	9300005220	11/30/2012	17.29
53481500	AWWSC Off Suppl CAPX	CF	9300005221	11/30/2012	57.68
53481500	AWWSC Off Suppl CAPX	CF	9300005222	11/30/2012	(0.28)
53481500	AWWSC Off Suppl CAPX	CF	9300005223	11/30/2012	22.03
53481500	AWWSC Off Suppl CAPX	CF	9300005224	11/30/2012	0.06
53481500	AWWSC Off Suppl CAPX	CF	9300005225	11/30/2012	(0.08)
53481500	AWWSC Off Suppl CAPX	CF	9300005226	11/30/2012	0.29
53481500	AWWSC Off Suppl CAPX	CF	9300005227	11/30/2012	0.06
53481500	AWWSC Off Suppl CAPX	CF	9300005228	11/30/2012	0.07
53481500	AWWSC Off Suppl CAPX	CF	9300005229	11/30/2012	96.10
53481500	AWWSC Off Suppl CAPX	CF	9300005230	11/30/2012	22.03
53481500	AWWSC Off Suppl CAPX	CF	9300005231	11/30/2012	63.33
53481500	AWWSC Off Suppl CAPX	CF	9300005232	11/30/2012	(0.20)
53481500	AWWSC Off Suppl CAPX	CF	9300005233	11/30/2012	0.07
53481500	AWWSC Off Suppl CAPX	CF	9300005234	11/30/2012	22.03
53481500	AWWSC Off Suppl CAPX	CF	9300005235	11/30/2012	57.97
53481500	AWWSC Off Suppl CAPX	CF	9300005236	11/30/2012	22.03
53481500	AWWSC Off Suppl CAPX	CF	9300005237	11/30/2012	0.06
53481500	AWWSC Off Suppl CAPX	CF	9300005238	11/30/2012	22.59
53481500	AWWSC Off Suppl CAPX	CF	9300005239	11/30/2012	69.80
53481500	AWWSC Off Suppl CAPX	CF	9300005240	11/30/2012	90.65
53481500	AWWSC Off Suppl CAPX	CF	9300005241	11/30/2012	67.88
53481500	AWWSC Off Suppl CAPX	CF	9300005242	11/30/2012	39.51
53481500	AWWSC Off Suppl CAPX	CF	9300005243	11/30/2012	32.99

## Kentucky American Water Company

Case No. 2012-00520

Response to PSC DR1, Item 31

Account	Description	Doc Type	Document Number	Posting Date	Amount
53481500	AWWSC Off Suppl CAPX	CF	9300005244	11/30/2012	33.59
53481500	AWWSC Off Suppl CAPX	CF	9300005245	11/30/2012	97.82
53481500	AWWSC Off Suppl CAPX	CF	9300005246	11/30/2012	97.91
53481500	AWWSC Off Suppl CAPX	CF	9300005247	11/30/2012	97.35
53481500	AWWSC Off Suppl CAPX	CF	9300005248	11/30/2012	(1.02)
53481500	AWWSC Off Suppl CAPX	CF	9300005249	11/30/2012	30.77
53481500	AWWSC Off Suppl CAPX	CF	9300005250	11/30/2012	22.04
53481500	AWWSC Off Suppl CAPX	CF	9300005251	11/30/2012	(1.93)
53481500	AWWSC Off Suppl CAPX	CF	9300005252	11/30/2012	(1.93)
53481500	AWWSC Off Suppl CAPX	CF	9300005253	11/30/2012	30.76
53481500	AWWSC Off Suppl CAPX	CF	9300005254	11/30/2012	(2.41)
53481500	AWWSC Off Suppl CAPX	CF	9300005255	11/30/2012	1.29
53481500	AWWSC Off Suppl CAPX	CF	9300005256	11/30/2012	17.91
53481500	AWWSC Off Suppl CAPX	CF	9300005257	11/30/2012	(67.08)
53481500	AWWSC Off Suppl CAPX	CF	9300005258	11/30/2012	(0.95)
53481500	AWWSC Off Suppl CAPX	CF	9300005259	11/30/2012	(71.01)
53481500	AWWSC Off Suppl CAPX	CF	9300005260	11/30/2012	(12.08)
53481500	AWWSC Off Suppl CAPX	CF	9300005261	11/30/2012	(0.28)
53481500	AWWSC Off Suppl CAPX	CF	9300005262	11/30/2012	0.08
53481500	AWWSC Off Suppl CAPX	CF	9300005263	11/30/2012	(1.65)
53481500	AWWSC Off Suppl CAPX	CF	9300005264	11/30/2012	5.48
53481500	AWWSC Off Suppl CAPX	CF	9300005265	11/30/2012	(0.22)
53481500	AWWSC Off Suppl CAPX	CF	9300005266	11/30/2012	(5.45)
53481500	AWWSC Off Suppl CAPX	CF	9300005268	11/30/2012	(1.80)
53481500	AWWSC Off Suppl CAPX	CF	9300005269	11/30/2012	3.36
53481500	AWWSC Off Suppl CAPX	CF	9300005270	11/30/2012	(3.79)
53481500	AWWSC Off Suppl CAPX	CF	9300005271	11/30/2012	561.41
53481500	AWWSC Off Suppl CAPX	CF	9300005272	11/30/2012	(0.22)
53481500	AWWSC Off Suppl CAPX	CF	9300005273	11/30/2012	(0.32)
53481500	AWWSC Off Suppl CAPX	CF	9300005274	11/30/2012	(110.61)
53481500	AWWSC Off Suppl CAPX	CF	9300005275	11/30/2012	1,079.26
53481500	AWWSC Off Suppl CAPX	CF	9300005277	11/30/2012	70.09
53481500	AWWSC Off Suppl CAPX	CF	9300005278	11/30/2012	56.65
53481500	AWWSC Off Suppl CAPX	CF	9300005279	11/30/2012	(121.35)
53481500	AWWSC Off Suppl CAPX	CF	9300005280	11/30/2012	0.33
53481500	AWWSC Off Suppl CAPX	CF	9300005281	11/30/2012	90.25
53481500	AWWSC Off Suppl CAPX	CF	9300005282	11/30/2012	244.53
53481500	AWWSC Off Suppl CAPX	CF	9300005283	11/30/2012	239.38
53481500	AWWSC Off Suppl CAPX	CF	9300005284	11/30/2012	(0.36)
53481500	AWWSC Off Suppl CAPX	CF	9300005285	11/30/2012	(1.95)
53481500	AWWSC Off Suppl CAPX	CF	9300005286	11/30/2012	(22.45)
53481500	AWWSC Off Suppl CAPX	CF	9300005287	11/30/2012	0.85
53481500	AWWSC Off Suppl CAPX	CF	9300005288	11/30/2012	16.43
53481500	AWWSC Off Suppl CAPX	CF	9300005289	11/30/2012	0.32
53481500	AWWSC Off Suppl CAPX	CF	9300005290	11/30/2012	(1.49)
53481500	AWWSC Off Suppl CAPX	CF	9300005292	11/30/2012	(63.74)
53481500	AWWSC Off Suppl CAPX	CF	9300005293	11/30/2012	(2.24)
53481500	AWWSC Off Suppl CAPX	CF	9300005294	11/30/2012	0.14
53481500	AWWSC Off Suppl CAPX	CF	9300005295	11/30/2012	14.88
53481500	AWWSC Off Suppl CAPX	CF	9300005296	11/30/2012	36.53
53481500	AWWSC Off Suppl CAPX	CF	9300005297	11/30/2012	12.88
53481500	AWWSC Off Suppl CAPX	CF	9300005298	11/30/2012	(0.30)
53481500	AWWSC Off Suppl CAPX	CF	9300005299	11/30/2012	(1.38)

## Kentucky American Water Company

Case No. 2012-00520

Response to PSC DR1, Item 31

Account	Description	Doc Type	Document Number	Posting Date	Amount
53481500	AWWSC Off Suppl CAPX	CF	9300005300	11/30/2012	173.29
53481500	AWWSC Off Suppl CAPX	CF	9300005301	11/30/2012	(16.74)
53481500	AWWSC Off Suppl CAPX	CF	9300005302	11/30/2012	77.76
53481500	AWWSC Off Suppl CAPX	CF	9300005303	11/30/2012	1.18
53481500	AWWSC Off Suppl CAPX	CF	9300005305	11/30/2012	7.53
53481500	AWWSC Off Suppl CAPX	CF	9300005306	11/30/2012	217.78
53481500	AWWSC Off Suppl CAPX	CF	9300005307	11/30/2012	7.54
53481500	AWWSC Off Suppl CAPX	CF	9300005308	11/30/2012	295.70
53481500	AWWSC Off Suppl CAPX	CF	9300005309	11/30/2012	78.91
53481500	AWWSC Off Suppl CAPX	CF	9300005310	11/30/2012	(72.60)
53481500	AWWSC Off Suppl CAPX	CF	9300005311	11/30/2012	22.49
53481500	AWWSC Off Suppl CAPX	CF	9300005312	11/30/2012	(8.23)
53481500	AWWSC Off Suppl CAPX	CF	9300005313	11/30/2012	28.41
53481500	AWWSC Off Suppl CAPX	CF	9300005314	11/30/2012	(50.71)
53481500	AWWSC Off Suppl CAPX	CF	9300005315	11/30/2012	423.88
53481500	AWWSC Off Suppl CAPX	CF	9300005316	11/30/2012	(7.17)
53481500	AWWSC Off Suppl CAPX	CF	9300005317	11/30/2012	128.98
53481500	AWWSC Off Suppl CAPX	CF	9300005318	11/30/2012	(281.95)
53481500	AWWSC Off Suppl CAPX	CF	9300005319	11/30/2012	6.25
53481500	AWWSC Off Suppl CAPX	CF	9300005320	11/30/2012	(10.90)
53481500	AWWSC Off Suppl CAPX	CF	9300005321	11/30/2012	129.76
53481500	AWWSC Off Suppl CAPX	CF	9300005322	11/30/2012	(46.75)
53481500	AWWSC Off Suppl CAPX	CF	9300005323	11/30/2012	7.01
53481500	AWWSC Off Suppl CAPX	CF	9300005324	11/30/2012	(10.01)
53481500	AWWSC Off Suppl CAPX	CF	9300005325	11/30/2012	0.03
53481500	AWWSC Off Suppl CAPX	CF	9300005326	11/30/2012	130.54
53481500	AWWSC Off Suppl CAPX	CF	9300005327	11/30/2012	378.34
53481500	AWWSC Off Suppl CAPX	CF	9300005328	11/30/2012	(116.40)
53481500	AWWSC Off Suppl CAPX	CF	9300005329	11/30/2012	(13.14)
53481500	AWWSC Off Suppl CAPX	CF	9300005330	11/30/2012	(4.11)
53481500	AWWSC Off Suppl CAPX	CF	9300005331	11/30/2012	(3.57)
53481500	AWWSC Off Suppl CAPX	CF	9300005332	11/30/2012	10.11
53481500	AWWSC Off Suppl CAPX	CF	9300005541	11/30/2012	2,335.86
53481500	AWWSC Off Suppl CAPX	CF	9300005542	11/30/2012	1,943.49
53481500	AWWSC Off Suppl CAPX	CF	9300005625	11/30/2012	(12.46)
53481500	AWWSC Off Suppl CAPX	CF	9300005625	11/30/2012	(0.02)
53481500	AWWSC Off Suppl CAPX	CF	9300005625	11/30/2012	(1.31)
53481500	AWWSC Off Suppl CAPX	CF	9300005626	11/30/2012	(23.37)
53481500	AWWSC Off Suppl CAPX	CF	9300005626	11/30/2012	(11.50)
53481500	AWWSC Off Suppl CAPX	CF	9300005627	11/30/2012	(2.49)
53481500	AWWSC Off Suppl CAPX	CF	9300005627	11/30/2012	0.27
53481500	AWWSC Off Suppl CAPX	CF	9300005628	11/30/2012	(3.15)
53481500	AWWSC Off Suppl CAPX	CF	9300005629	11/30/2012	1.85
53481500	AWWSC Off Suppl CAPX	CF	9300005629	11/30/2012	(2.00)
53481500	AWWSC Off Suppl CAPX	CF	9300005630	11/30/2012	(1.11)
53481500	AWWSC Off Suppl CAPX	CF	9300005630	11/30/2012	(1.28)
53481500	AWWSC Off Suppl CAPX	CF	9300005631	11/30/2012	(0.28)
53481500	AWWSC Off Suppl CAPX	CF	9300005631	11/30/2012	(3.11)
53481500	AWWSC Off Suppl CAPX	CF	9300005631	11/30/2012	(1.58)
53481500	AWWSC Off Suppl CAPX	CF	9300005632	11/30/2012	0.53
53481500	AWWSC Off Suppl CAPX	CF	9300005632	11/30/2012	8.75
53481500	AWWSC Off Suppl CAPX	CF	9300005633	11/30/2012	(0.33)
53481500	AWWSC Off Suppl CAPX	CF	9300005633	11/30/2012	(0.22)



Kentucky American Water Company  
Case No. 2012-00520  
Response to PSC DR1, Item 31

Account	Description	Doc Type	Document Number	Posting Date	Amount
53481500	AWWSC Off Suppl CAPX	CF	9300005634	11/30/2012	0.61
53481500	AWWSC Off Suppl CAPX	CF	9300005635	11/30/2012	(0.25)
53481500	AWWSC Off Suppl CAPX	CF	9300005635	11/30/2012	(8.12)
53481500	AWWSC Off Suppl CAPX	CF	9300005636	11/30/2012	(3.55)
53481500	AWWSC Off Suppl CAPX	CF	9300005636	11/30/2012	(1.25)
53481500	AWWSC Off Suppl CAPX	CF	9300005636	11/30/2012	(0.22)
53481500	AWWSC Off Suppl CAPX	CF	9300005637	11/30/2012	12.03
53481500	AWWSC Off Suppl CAPX	CF	9300005637	11/30/2012	(2.08)
53481500	AWWSC Off Suppl CAPX	CF	9300005638	11/30/2012	(0.01)
53481500	AWWSC Off Suppl CAPX	CF	9300005638	11/30/2012	(0.01)
53481500	AWWSC Off Suppl CAPX	CF	9300005638	11/30/2012	0.01
53481500	AWWSC Off Suppl CAPX	CF	9300005639	11/30/2012	(0.06)
53481500	AWWSC Off Suppl CAPX	CF	9300005639	11/30/2012	(0.02)
53481500	AWWSC Off Suppl CAPX	CF	9300005640	11/30/2012	(0.10)
53481500	AWWSC Off Suppl CAPX	CF	9300005640	11/30/2012	(0.26)
53481500	AWWSC Off Suppl CAPX	CF	9300005641	11/30/2012	(0.04)
53481500	AWWSC Off Suppl CAPX	CF	9300005643	11/30/2012	(0.74)
53481500	AWWSC Off Suppl CAPX	CF	9300005643	11/30/2012	0.02
53481500	AWWSC Off Suppl CAPX	CF	9300005644	11/30/2012	0.24
53481500	AWWSC Off Suppl CAPX	CF	9300005644	11/30/2012	(0.07)
53481500	AWWSC Off Suppl CAPX	CF	9300005644	11/30/2012	(1.21)
53481500	AWWSC Off Suppl CAPX	CF	9300005645	11/30/2012	33.90
53481500	AWWSC Off Suppl CAPX	CF	9300005645	11/30/2012	(96.87)
53481500	AWWSC Off Suppl CAPX	CF	9300005646	11/30/2012	(22.69)
53481500	AWWSC Off Suppl CAPX	CF	9300005647	11/30/2012	(158.43)
53481500	AWWSC Off Suppl CAPX	CF	9300005648	11/30/2012	(101.81)
53481500	AWWSC Off Suppl CAPX	CF	9300005648	11/30/2012	(323.82)
53481500	AWWSC Off Suppl CAPX	CF	9300005649	11/30/2012	(210.82)
53481500	AWWSC Off Suppl CAPX	CF	9300005650	11/30/2012	5.21
53481500	AWWSC Off Suppl CAPX	CF	9300005650	11/30/2012	(0.30)
53481500	AWWSC Off Suppl CAPX	CF	9300005650	11/30/2012	(1.69)
53481500	AWWSC Off Suppl CAPX	CF	9300005651	11/30/2012	(0.03)
53481500	AWWSC Off Suppl CAPX	CF	9300005651	11/30/2012	(0.01)
53481500	AWWSC Off Suppl CAPX	CF	9300005652	11/30/2012	(1.78)
53481500	AWWSC Off Suppl CAPX	CF	9300005652	11/30/2012	0.18
53481500	AWWSC Off Suppl CAPX	CF	9300005652	11/30/2012	(1.24)
53481500	AWWSC Off Suppl CAPX	CF	9300005652	11/30/2012	(3.93)
53481500	AWWSC Off Suppl CAPX	CF	9300005652	11/30/2012	(0.05)
53481500	AWWSC Off Suppl CAPX	CF	9300005653	11/30/2012	(1.58)
53481500	AWWSC Off Suppl CAPX	CF	9300005653	11/30/2012	(0.26)
53481500	AWWSC Off Suppl CAPX	CF	9300005653	11/30/2012	3.55
53481500	AWWSC Off Suppl CAPX	CF	9300005653	11/30/2012	(0.04)
53481500	AWWSC Off Suppl CAPX	CF	9300005654	11/30/2012	(0.52)
53481500	AWWSC Off Suppl CAPX	CF	9300005654	11/30/2012	(0.01)
53481500	AWWSC Off Suppl CAPX	CF	9300005655	11/30/2012	(0.23)
53481500	AWWSC Off Suppl CAPX	CF	9300005656	11/30/2012	(0.03)
53481500	AWWSC Off Suppl CAPX	CF	9300005656	11/30/2012	(0.05)
53481500	AWWSC Off Suppl CAPX	CF	9300005657	11/30/2012	0.03
53481500	AWWSC Off Suppl CAPX	CF	9300005658	11/30/2012	(0.27)
53481500	AWWSC Off Suppl CAPX	CF	9300005659	11/30/2012	(0.30)
53481500	AWWSC Off Suppl CAPX	CF	9300005660	11/30/2012	(0.32)
53481500	AWWSC Off Suppl CAPX	CF	9300005660	11/30/2012	(0.08)
53481500	AWWSC Off Suppl CAPX	CF	9300005661	11/30/2012	0.06

## Kentucky American Water Company

Case No. 2012-00520

Response to PSC DR1, Item 31

Account	Description	Doc Type	Document Number	Posting Date	Amount
53481500	AWWSC Off Suppl CAPX	CF	9300005661	11/30/2012	(0.29)
53481500	AWWSC Off Suppl CAPX	CF	9300005662	11/30/2012	(0.12)
53481500	AWWSC Off Suppl CAPX	CF	9300005662	11/30/2012	(0.07)
53481500	AWWSC Off Suppl CAPX	CF	9300005663	11/30/2012	(0.16)
53481500	AWWSC Off Suppl CAPX	CF	9300005663	11/30/2012	(0.07)
53481500	AWWSC Off Suppl CAPX	CF	9300005664	11/30/2012	0.33
53481500	AWWSC Off Suppl CAPX	CF	9300005664	11/30/2012	(0.03)
53481500	AWWSC Off Suppl CAPX	CF	9300005673	11/30/2012	(197.64)
53481500	AWWSC Off Suppl CAPX	CF	9300005684	11/30/2012	(2,828.79)
53481500	AWWSC Off Suppl CAPX	CF	9300005692	11/30/2012	(1,186.08)
53481500	AWWSC Off Suppl CAPX	CF	9300005695	11/30/2012	(1,377.11)
53481500	AWWSC Off Suppl CAPX	CF	9300005696	11/30/2012	(123.10)
53481500	AWWSC Off Suppl CAPX	CF	9300005708	11/30/2012	(1,501.82)
53481500	AWWSC Off Suppl CAPX	CF	9300005720	11/30/2012	(1,829.98)
53481500	AWWSC Off Suppl CAPX	CF	9300005726	11/30/2012	(1,921.06)
53481500	AWWSC Off Suppl CAPX	CF	9300005729	11/30/2012	(253.01)
53481500	AWWSC Off Suppl CAPX	CF	9300005729	11/30/2012	(112.78)
53481500	AWWSC Off Suppl CAPX	CF	9300005730	11/30/2012	(55.90)
53481500	AWWSC Off Suppl CAPX	CF	9300005730	11/30/2012	(116.43)
53481500	AWWSC Off Suppl CAPX	CF	9300005731	11/30/2012	60.96
53481500	AWWSC Off Suppl CAPX	CF	9300005732	11/30/2012	(130.58)
53481500	AWWSC Off Suppl CAPX	CF	9300005732	11/30/2012	(95.26)
53481500	AWWSC Off Suppl CAPX	CF	9300005733	11/30/2012	(13.71)
53481500	AWWSC Off Suppl CAPX	CF	9300005734	11/30/2012	(75.64)
53481500	AWWSC Off Suppl CAPX	CF	9300005734	11/30/2012	(107.01)
53481500	AWWSC Off Suppl CAPX	CF	9300005735	11/30/2012	0.14
53481500	AWWSC Off Suppl CAPX	CF	9300005735	11/30/2012	(0.07)
53481500	AWWSC Off Suppl CAPX	CF	9300005736	11/30/2012	(0.03)
53481500	AWWSC Off Suppl CAPX	CF	9300005736	11/30/2012	(0.02)
53481500	AWWSC Off Suppl CAPX	CF	9300005736	11/30/2012	0.03
53481500	AWWSC Off Suppl CAPX	CF	9300005736	11/30/2012	(0.02)
53481500	AWWSC Off Suppl CAPX	CF	9300005737	11/30/2012	(0.17)
53481500	AWWSC Off Suppl CAPX	CF	9300005737	11/30/2012	(0.05)
53481500	AWWSC Off Suppl CAPX	UT	9300005764	11/30/2012	(3,631.27)
53481500	AWWSC Off Suppl CAPX	UT	9300005764	11/30/2012	1,836.48
53481500	AWWSC Off Suppl CAPX	UZ	2000000580	11/30/2012	(4,279.35)
53481500	AWWSC Off Suppl CAPX	UZ	2000000576	11/30/2012	(12.88)
53481500	AWWSC Off Suppl CAPX	UZ	2000000580	11/30/2012	28.12
53481500	AWWSC Off Suppl CAPX	UZ	2000000575	11/30/2012	(36.53)
53481500	AWWSC Off Suppl CAPX	UZ	2000000576	11/30/2012	28.12
53481500	AWWSC Off Suppl CAPX	UZ	2000000576	11/30/2012	30.37
53481500	AWWSC Off Suppl CAPX	UZ	2000000580	11/30/2012	(0.39)
53481500	AWWSC Off Suppl CAPX	UZ	2000000576	11/30/2012	56.22
53481500	AWWSC Off Suppl CAPX	UZ	2000000580	11/30/2012	(382.15)
53481500	AWWSC Off Suppl CAPX	UZ	2000000576	11/30/2012	(14.88)
53481500	AWWSC Off Suppl CAPX	UZ	2000000575	11/30/2012	30.36
53481500	AWWSC Off Suppl CAPX	UZ	2000000578	11/30/2012	(0.14)
53481500	AWWSC Off Suppl CAPX	UZ	2000000575	11/30/2012	93.35
53481500	AWWSC Off Suppl CAPX	UZ	2000000578	11/30/2012	29.80
53481500	AWWSC Off Suppl CAPX	UZ	2000000575	11/30/2012	(173.29)
53481500	AWWSC Off Suppl CAPX	UZ	2000000580	11/30/2012	101.09
53481500	AWWSC Off Suppl CAPX	UZ	2000000578	11/30/2012	(304.25)
53481500	AWWSC Off Suppl CAPX	UZ	2000000578	11/30/2012	(574.16)

## Kentucky American Water Company

Case No. 2012-00520

Response to PSC DR1, Item 31

Account	Description	Doc Type	Document Number	Posting Date	Amount
53481500	AWWSC Off Suppl CAPX	UZ	2000000578	11/30/2012	393.64
53481500	AWWSC Off Suppl CAPX	UZ	2000000576	11/30/2012	449.88
53481500	AWWSC Off Suppl CAPX	UZ	2000000580	11/30/2012	(1,206.00)
53481500	AWWSC Off Suppl CAPX	UZ	2000000576	11/30/2012	112.47
53481500	AWWSC Off Suppl CAPX	UZ	2000000578	11/30/2012	(16.75)
53481500	AWWSC Off Suppl CAPX	UZ	2000000578	11/30/2012	121.35
53481500	AWWSC Off Suppl CAPX	UZ	2000000580	11/30/2012	(0.33)
53481500	AWWSC Off Suppl CAPX	UZ	2000000576	11/30/2012	110.93
53481500	AWWSC Off Suppl CAPX	UZ	2000000580	11/30/2012	148.14
53481500	AWWSC Off Suppl CAPX	UZ	2000000580	11/30/2012	(9.79)
53481500	AWWSC Off Suppl CAPX	UZ	2000000575	11/30/2012	0.22
53481500	AWWSC Off Suppl CAPX	UZ	2000000580	11/30/2012	(561.41)
53481500	AWWSC Off Suppl CAPX	UZ	2000000576	11/30/2012	3.79
53481500	AWWSC Off Suppl CAPX	UZ	2000000576	11/30/2012	(3.36)
53481500	AWWSC Off Suppl CAPX	UZ	2000000578	11/30/2012	(10.38)
53481500	AWWSC Off Suppl CAPX	UZ	2000000578	11/30/2012	10.79
53481500	AWWSC Off Suppl CAPX	UZ	2000000578	11/30/2012	(1.31)
53481500	AWWSC Off Suppl CAPX	UZ	2000000580	11/30/2012	10.07
53481500	AWWSC Off Suppl CAPX	UZ	2000000580	11/30/2012	(5.48)
53481500	AWWSC Off Suppl CAPX	UZ	2000000576	11/30/2012	1.65
53481500	AWWSC Off Suppl CAPX	UZ	2000000578	11/30/2012	67.08
53481500	AWWSC Off Suppl CAPX	UZ	2000000576	11/30/2012	71.01
53481500	AWWSC Off Suppl CAPX	UZ	2000000578	11/30/2012	12.08
53481500	AWWSC Off Suppl CAPX	UZ	2000000576	11/30/2012	0.95
53481500	AWWSC Off Suppl CAPX	UZ	2000000575	11/30/2012	0.28
53481500	AWWSC Off Suppl CAPX	UZ	2000000576	11/30/2012	(0.08)
53481500	AWWSC Off Suppl CAPX	UZ	2000000578	11/30/2012	(4.02)
53481500	AWWSC Off Suppl CAPX	UZ	2000000576	11/30/2012	84.35
53481500	AWWSC Off Suppl CAPX	UZ	2000000576	11/30/2012	(17.91)
53481500	AWWSC Off Suppl CAPX	UZ	2000000578	11/30/2012	(1.29)
53481500	AWWSC Off Suppl CAPX	UZ	2000000576	11/30/2012	339.82
53481500	AWWSC Off Suppl CAPX	UZ	2000000580	11/30/2012	30.05
53481500	AWWSC Off Suppl CAPX	UZ	2000000575	11/30/2012	58.15
53481500	AWWSC Off Suppl CAPX	UZ	2000000580	11/30/2012	(22.04)
53481500	AWWSC Off Suppl CAPX	UZ	2000000578	11/30/2012	(30.76)
53481500	AWWSC Off Suppl CAPX	UZ	2000000578	11/30/2012	1.02
53481500	AWWSC Off Suppl CAPX	UZ	2000000580	11/30/2012	(30.77)
53481500	AWWSC Off Suppl CAPX	UZ	2000000578	11/30/2012	(97.35)
53481500	AWWSC Off Suppl CAPX	UZ	2000000576	11/30/2012	(97.91)
53481500	AWWSC Off Suppl CAPX	UZ	2000000578	11/30/2012	(97.82)
53481500	AWWSC Off Suppl CAPX	UZ	2000000580	11/30/2012	(33.59)
53481500	AWWSC Off Suppl CAPX	UZ	2000000576	11/30/2012	(32.99)
53481500	AWWSC Off Suppl CAPX	UZ	2000000578	11/30/2012	(39.51)
53481500	AWWSC Off Suppl CAPX	UZ	2000000580	11/30/2012	(92.39)
53481500	AWWSC Off Suppl CAPX	UZ	2000000580	11/30/2012	(67.88)
53481500	AWWSC Off Suppl CAPX	UZ	2000000576	11/30/2012	(90.65)
53481500	AWWSC Off Suppl CAPX	UZ	2000000578	11/30/2012	(80.06)
53481500	AWWSC Off Suppl CAPX	UZ	2000000576	11/30/2012	0.20
53481500	AWWSC Off Suppl CAPX	UZ	2000000580	11/30/2012	(85.43)
53481500	AWWSC Off Suppl CAPX	UZ	2000000580	11/30/2012	(118.20)
53481500	AWWSC Off Suppl CAPX	UZ	2000000580	11/30/2012	0.08
53481500	AWWSC Off Suppl CAPX	UZ	2000000580	11/30/2012	(0.35)
53481500	AWWSC Off Suppl CAPX	UZ	2000000576	11/30/2012	(79.77)

## Kentucky American Water Company

Case No. 2012-00520

Response to PSC DR1, Item 31

Account	Description	Doc Type	Document Number	Posting Date	Amount
53481500	AWWSC Off Suppl CAPX	UZ	2000000580	11/30/2012	0.28
53481500	AWWSC Off Suppl CAPX	UZ	2000000576	11/30/2012	84.73
53481500	AWWSC Off Suppl CAPX	UZ	2000000580	11/30/2012	(18.06)
53481500	AWWSC Off Suppl CAPX	UZ	2000000578	11/30/2012	(3.55)
53481500	AWWSC Off Suppl CAPX	UZ	2000000578	11/30/2012	26.67
53481500	AWWSC Off Suppl CAPX	UZ	2000000578	11/30/2012	(214.17)
53481500	AWWSC Off Suppl CAPX	UZ	2000000580	11/30/2012	84.35
53481500	AWWSC Off Suppl CAPX	UZ	2000000576	11/30/2012	0.27
53481500	AWWSC Off Suppl CAPX	UZ	2000000578	11/30/2012	112.47
53481500	AWWSC Off Suppl CAPX	UZ	2000000580	11/30/2012	(56.26)
53481500	AWWSC Off Suppl CAPX	UZ	2000000580	11/30/2012	0.27
53481500	AWWSC Off Suppl CAPX	UZ	2000000580	11/30/2012	5.50
53481500	AWWSC Off Suppl CAPX	UZ	2000000580	11/30/2012	(4.65)
53481500	AWWSC Off Suppl CAPX	UZ	2000000575	11/30/2012	281.17
53481500	AWWSC Off Suppl CAPX	UZ	2000000576	11/30/2012	(116.37)
53481500	AWWSC Off Suppl CAPX	UZ	2000000576	11/30/2012	61.56
53481500	AWWSC Off Suppl CAPX	UZ	2000000575	11/30/2012	10.19
53481500	AWWSC Off Suppl CAPX	UZ	2000000578	11/30/2012	10.19
53481500	AWWSC Off Suppl CAPX	UZ	2000000576	11/30/2012	(372.13)
53481500	AWWSC Off Suppl CAPX	UZ	2000000580	11/30/2012	84.35
53481500	AWWSC Off Suppl CAPX	UZ	2000000580	11/30/2012	93.86
53481500	AWWSC Off Suppl CAPX	UZ	2000000576	11/30/2012	227.81
53481500	AWWSC Off Suppl CAPX	UZ	2000000576	11/30/2012	(302.83)
53481500	AWWSC Off Suppl CAPX	UZ	2000000576	11/30/2012	(741.48)
53481500	AWWSC Off Suppl CAPX	UZ	2000000580	11/30/2012	253.05
53481500	AWWSC Off Suppl CAPX	UZ	2000000575	11/30/2012	(20.32)
53481500	AWWSC Off Suppl CAPX	UZ	2000000578	11/30/2012	84.35
53481500	AWWSC Off Suppl CAPX	UZ	2000000576	11/30/2012	56.22
53481500	AWWSC Off Suppl CAPX	UZ	2000000578	11/30/2012	(35.69)
53481500	AWWSC Off Suppl CAPX	UZ	2000000576	11/30/2012	(181.68)
53481500	AWWSC Off Suppl CAPX	UZ	2000000576	11/30/2012	84.35
53481500	AWWSC Off Suppl CAPX	UZ	2000000578	11/30/2012	84.35
53481500	AWWSC Off Suppl CAPX	UZ	2000000578	11/30/2012	(127.25)
53481500	AWWSC Off Suppl CAPX	UZ	2000000575	11/30/2012	393.80
53481500	AWWSC Off Suppl CAPX	UZ	2000000576	11/30/2012	(223.49)
53481500	AWWSC Off Suppl CAPX	UZ	2000000576	11/30/2012	(35.07)
53481500	AWWSC Off Suppl CAPX	UZ	2000000578	11/30/2012	175.87
53481500	AWWSC Off Suppl CAPX	UZ	2000000575	11/30/2012	(5,621.93)
53481500	AWWSC Off Suppl CAPX	UZ	2000000576	11/30/2012	1,631.18
53481500	AWWSC Off Suppl CAPX	UZ	2000000578	11/30/2012	1,209.03
53481500	AWWSC Off Suppl CAPX	UZ	2000000580	11/30/2012	(3,210.55)
53481500	AWWSC Off Suppl CAPX	UZ	2000000575	11/30/2012	(169.56)
53481500	AWWSC Off Suppl CAPX	UZ	2000000578	11/30/2012	253.05
53481500	AWWSC Off Suppl CAPX	UZ	2000000578	11/30/2012	(0.09)
53481500	AWWSC Off Suppl CAPX	UZ	2000000576	11/30/2012	(1.47)
53481500	AWWSC Off Suppl CAPX	UZ	2000000578	11/30/2012	0.18
53481500	AWWSC Off Suppl CAPX	UZ	2000000578	11/30/2012	(23.92)
53481500	AWWSC Off Suppl CAPX	UZ	2000000576	11/30/2012	(29.21)
53481500	AWWSC Off Suppl CAPX	UZ	2000000576	11/30/2012	(1.55)
53481500	AWWSC Off Suppl CAPX	UZ	2000000576	11/30/2012	(1.55)
53481500	AWWSC Off Suppl CAPX	UZ	2000000578	11/30/2012	(1.55)
53481500	AWWSC Off Suppl CAPX	UZ	2000000578	11/30/2012	(1.43)
53481500	AWWSC Off Suppl CAPX	UZ	2000000580	11/30/2012	(1.72)

## Kentucky American Water Company

Case No. 2012-00520

Response to PSC DR1, Item 31

Account	Description	Doc Type	Document Number	Posting Date	Amount
53481500	AWWSC Off Suppl CAPX	UZ	2000000580	11/30/2012	(1.72)
53481500	AWWSC Off Suppl CAPX	UZ	2000000576	11/30/2012	62.56
53481500	AWWSC Off Suppl CAPX	UZ	2000000576	11/30/2012	(62.56)
53481500	AWWSC Off Suppl CAPX	UZ	2000000576	11/30/2012	(76.53)
53481500	AWWSC Off Suppl CAPX	UZ	2000000580	11/30/2012	56.22
53481500	AWWSC Off Suppl CAPX	UZ	2000000576	11/30/2012	(20.17)
53481500	AWWSC Off Suppl CAPX	UZ	2000000578	11/30/2012	168.70
53481500	AWWSC Off Suppl CAPX	UZ	2000000578	11/30/2012	(0.94)
53481500	AWWSC Off Suppl CAPX	UZ	2000000576	11/30/2012	(69.51)
53481500	AWWSC Off Suppl CAPX	UZ	2000000576	11/30/2012	84.35
53481500	AWWSC Off Suppl CAPX	UZ	2000000578	11/30/2012	(16.05)
53481500	AWWSC Off Suppl CAPX	UZ	2000000575	11/30/2012	84.35
53481500	AWWSC Off Suppl CAPX	UZ	2000000578	11/30/2012	(60.89)
53481500	AWWSC Off Suppl CAPX	UZ	2000000578	11/30/2012	(20.70)
53481500	AWWSC Off Suppl CAPX	UZ	2000000578	11/30/2012	84.35
53481500	AWWSC Off Suppl CAPX	UZ	2000000576	11/30/2012	84.35
53481500	AWWSC Off Suppl CAPX	UZ	2000000578	11/30/2012	(37.41)
53481500	AWWSC Off Suppl CAPX	UZ	2000000576	11/30/2012	(1,772.47)
53481500	AWWSC Off Suppl CAPX	UZ	2000000578	11/30/2012	822.91
53481500	AWWSC Off Suppl CAPX	UZ	2000000576	11/30/2012	591.85
53481500	AWWSC Off Suppl CAPX	UZ	2000000578	11/30/2012	(1,522.03)
53481500	AWWSC Off Suppl CAPX	UZ	2000000578	11/30/2012	67.48
53481500	AWWSC Off Suppl CAPX	UZ	2000000576	11/30/2012	66.30
53481500	AWWSC Off Suppl CAPX	UZ	2000000576	11/30/2012	59.53
53481500	AWWSC Off Suppl CAPX	UZ	2000000580	11/30/2012	(0.93)
53481500	AWWSC Off Suppl CAPX	UZ	2000000576	11/30/2012	140.59
53481500	AWWSC Off Suppl CAPX	UZ	2000000576	11/30/2012	(63.49)
53481500	AWWSC Off Suppl CAPX	UZ	2000000578	11/30/2012	95.23
53481500	AWWSC Off Suppl CAPX	UZ	2000000578	11/30/2012	(58.73)
53481500	AWWSC Off Suppl CAPX	UZ	2000000578	11/30/2012	140.59
53481500	AWWSC Off Suppl CAPX	UZ	2000000576	11/30/2012	(74.13)
53481500	AWWSC Off Suppl CAPX	UZ	2000000578	11/30/2012	168.70
53481500	AWWSC Off Suppl CAPX	UZ	2000000575	11/30/2012	66.16
53481500	AWWSC Off Suppl CAPX	UZ	2000000576	11/30/2012	42.44
53481500	AWWSC Off Suppl CAPX	UZ	2000000580	11/30/2012	93.95
53481500	AWWSC Off Suppl CAPX	UZ	2000000578	11/30/2012	89.43
53481500	AWWSC Off Suppl CAPX	UZ	2000000576	11/30/2012	(8.18)
53481500	AWWSC Off Suppl CAPX	UZ	2000000576	11/30/2012	(14.12)
53481500	AWWSC Off Suppl CAPX	UZ	2000000578	11/30/2012	(2.95)
53481500	AWWSC Off Suppl CAPX	UZ	2000000578	11/30/2012	9.85
53481500	AWWSC Off Suppl CAPX	UZ	2000000578	11/30/2012	5.69
53481500	AWWSC Off Suppl CAPX	UZ	2000000576	11/30/2012	5.69
53481500	AWWSC Off Suppl CAPX	UZ	2000000578	11/30/2012	5.69
53481500	AWWSC Off Suppl CAPX	UZ	2000000578	11/30/2012	28.12
53481500	AWWSC Off Suppl CAPX	UZ	2000000578	11/30/2012	(10.11)
53481500	AWWSC Off Suppl CAPX	UZ	2000000576	11/30/2012	(16.40)
53481500	AWWSC Off Suppl CAPX	UZ	2000000576	11/30/2012	56.22
53481500	AWWSC Off Suppl CAPX	UZ	2000000575	11/30/2012	(22.06)
53481500	AWWSC Off Suppl CAPX	UZ	2000000578	11/30/2012	168.70
53481500	AWWSC Off Suppl CAPX	UZ	2000000576	11/30/2012	(58.15)
53481500	AWWSC Off Suppl CAPX	UZ	2000000576	11/30/2012	168.70
53481500	AWWSC Off Suppl CAPX	UZ	2000000576	11/30/2012	116.04
53481500	AWWSC Off Suppl CAPX	UZ	2000000578	11/30/2012	88.46

## Kentucky American Water Company

Case No. 2012-00520

Response to PSC DR1, Item 31

Account	Description	Doc Type	Document Number	Posting Date	Amount
53481500	AWWSC Off Suppl CAPX	UZ	2000000576	11/30/2012	272.93
53481500	AWWSC Off Suppl CAPX	UZ	2000000578	11/30/2012	(508.91)
53481500	AWWSC Off Suppl CAPX	UZ	2000000576	11/30/2012	78.06
53481500	AWWSC Off Suppl CAPX	UZ	2000000580	11/30/2012	(136.77)
53481500	AWWSC Off Suppl CAPX	UZ	2000000576	11/30/2012	(135.23)
53481500	AWWSC Off Suppl CAPX	UZ	2000000580	11/30/2012	324.25
53481500	AWWSC Off Suppl CAPX	UZ	2000000576	11/30/2012	170.35
53481500	AWWSC Off Suppl CAPX	UZ	2000000576	11/30/2012	(477.14)
53481500	AWWSC Off Suppl CAPX	UZ	2000000578	11/30/2012	(48.51)
53481500	AWWSC Off Suppl CAPX	UZ	2000000578	11/30/2012	226.18
53481700	AWWSC Rents CAPX	CF	9300005091	11/30/2012	56.04
53481700	AWWSC Rents CAPX	CF	9300005629	11/30/2012	64.60
53481700	AWWSC Rents CAPX	CF	9300005637	11/30/2012	42.53
53481700	AWWSC Rents CAPX	CF	9300005645	11/30/2012	522.41
53481700	AWWSC Rents CAPX	CF	9300005648	11/30/2012	(3.45)
53481700	AWWSC Rents CAPX	CF	9300005651	11/30/2012	8.98
53481700	AWWSC Rents CAPX	CF	9300005653	11/30/2012	16.38
53481700	AWWSC Rents CAPX	CF	9300005656	11/30/2012	2.01
53481700	AWWSC Rents CAPX	CF	9300005656	11/30/2012	0.05
53481700	AWWSC Rents CAPX	CF	9300005658	11/30/2012	3.18
53481700	AWWSC Rents CAPX	CF	9300005705	11/30/2012	(190.90)
53481700	AWWSC Rents CAPX	CF	9300005732	11/30/2012	200.92
53481700	AWWSC Rents CAPX	CF	9300005733	11/30/2012	431.64
53481700	AWWSC Rents CAPX	CF	9300005735	11/30/2012	0.49
53481700	AWWSC Rents CAPX	CF	9300005735	11/30/2012	0.15
53481700	AWWSC Rents CAPX	CF	9300005735	11/30/2012	1.83
53481700	AWWSC Rents CAPX	UT	9300005764	11/30/2012	(56.04)
53481700	AWWSC Rents CAPX	UT	9300005764	11/30/2012	(1,213.09)
53481700	AWWSC Rents CAPX	UZ	2000000578	11/30/2012	0.49
53481700	AWWSC Rents CAPX	UZ	2000000575	11/30/2012	0.49
53481700	AWWSC Rents CAPX	UZ	2000000576	11/30/2012	0.49
53481700	AWWSC Rents CAPX	UZ	2000000578	11/30/2012	0.98
53481700	AWWSC Rents CAPX	UZ	2000000576	11/30/2012	0.49
53481700	AWWSC Rents CAPX	UZ	2000000576	11/30/2012	0.49
53481700	AWWSC Rents CAPX	UZ	2000000580	11/30/2012	0.49
53481700	AWWSC Rents CAPX	UZ	2000000576	11/30/2012	1.47
53481700	AWWSC Rents CAPX	UZ	2000000578	11/30/2012	6.85
53481700	AWWSC Rents CAPX	UZ	2000000575	11/30/2012	7.83
53481700	AWWSC Rents CAPX	UZ	2000000578	11/30/2012	1.96
53481700	AWWSC Rents CAPX	UZ	2000000578	11/30/2012	1.96
53481700	AWWSC Rents CAPX	UZ	2000000578	11/30/2012	(25.36)
53481700	AWWSC Rents CAPX	UZ	2000000578	11/30/2012	(35.88)
53481700	AWWSC Rents CAPX	UZ	2000000576	11/30/2012	(7.02)
53481700	AWWSC Rents CAPX	UZ	2000000578	11/30/2012	1.47
53481700	AWWSC Rents CAPX	UZ	2000000578	11/30/2012	5.87
53481700	AWWSC Rents CAPX	UZ	2000000576	11/30/2012	0.49
53481700	AWWSC Rents CAPX	UZ	2000000580	11/30/2012	0.98
53481700	AWWSC Rents CAPX	UZ	2000000576	11/30/2012	1.47
53481700	AWWSC Rents CAPX	UZ	2000000580	11/30/2012	(2.66)
53481700	AWWSC Rents CAPX	UZ	2000000576	11/30/2012	1.47
53481700	AWWSC Rents CAPX	UZ	2000000580	11/30/2012	1.96
53481700	AWWSC Rents CAPX	UZ	2000000580	11/30/2012	4.89
53481700	AWWSC Rents CAPX	UZ	2000000576	11/30/2012	0.98

Kentucky American Water Company  
Case No. 2012-00520  
Response to PSC DR1, Item 31

Account	Description	Doc Type	Document Number	Posting Date	Amount
53481700	AWWSC Rents CAPX	UZ	200000580	11/30/2012	1.47
53481700	AWWSC Rents CAPX	UZ	200000575	11/30/2012	1.47
53481700	AWWSC Rents CAPX	UZ	200000578	11/30/2012	3.91
53481700	AWWSC Rents CAPX	UZ	200000578	11/30/2012	(5.24)
53481700	AWWSC Rents CAPX	UZ	200000578	11/30/2012	4.40
53481700	AWWSC Rents CAPX	UZ	200000575	11/30/2012	1.47
53481700	AWWSC Rents CAPX	UZ	200000578	11/30/2012	0.98
53481700	AWWSC Rents CAPX	UZ	200000580	11/30/2012	1.47
53481700	AWWSC Rents CAPX	UZ	200000576	11/30/2012	1.47
53481700	AWWSC Rents CAPX	UZ	200000580	11/30/2012	6.85
53481700	AWWSC Rents CAPX	UZ	200000575	11/30/2012	2.45
53481700	AWWSC Rents CAPX	UZ	200000576	11/30/2012	28.37
53481700	AWWSC Rents CAPX	UZ	200000578	11/30/2012	(2.47)
53481700	AWWSC Rents CAPX	UZ	200000575	11/30/2012	21.04
53481700	AWWSC Rents CAPX	UZ	200000575	11/30/2012	4.40
53481700	AWWSC Rents CAPX	UZ	200000580	11/30/2012	0.98
53481700	AWWSC Rents CAPX	UZ	200000576	11/30/2012	2.94
53481700	AWWSC Rents CAPX	UZ	200000576	11/30/2012	1.47
53481700	AWWSC Rents CAPX	UZ	200000578	11/30/2012	1.47
53481700	AWWSC Rents CAPX	UZ	200000576	11/30/2012	1.47
53481700	AWWSC Rents CAPX	UZ	200000578	11/30/2012	1.47
53481700	AWWSC Rents CAPX	UZ	200000580	11/30/2012	13.70
53481700	AWWSC Rents CAPX	UZ	200000580	11/30/2012	10.27
53481700	AWWSC Rents CAPX	UZ	200000578	11/30/2012	0.98
53481700	AWWSC Rents CAPX	UZ	200000576	11/30/2012	0.98
53481700	AWWSC Rents CAPX	UZ	200000575	11/30/2012	0.98
53481700	AWWSC Rents CAPX	UZ	200000578	11/30/2012	2.45
53481700	AWWSC Rents CAPX	UZ	200000575	11/30/2012	1.47
53481700	AWWSC Rents CAPX	UZ	200000578	11/30/2012	2.45
53481700	AWWSC Rents CAPX	UZ	200000578	11/30/2012	2.94
53481700	AWWSC Rents CAPX	UZ	200000576	11/30/2012	0.98
53481700	AWWSC Rents CAPX	UZ	200000576	11/30/2012	0.49
53481700	AWWSC Rents CAPX	UZ	200000578	11/30/2012	1.47
53481700	AWWSC Rents CAPX	UZ	200000575	11/30/2012	1.47
53481700	AWWSC Rents CAPX	UZ	200000580	11/30/2012	0.49
53481700	AWWSC Rents CAPX	UZ	200000576	11/30/2012	0.98
53481700	AWWSC Rents CAPX	UZ	200000575	11/30/2012	2.94
53481700	AWWSC Rents CAPX	UZ	200000578	11/30/2012	2.94
53481700	AWWSC Rents CAPX	UZ	200000576	11/30/2012	1.96
53481700	AWWSC Rents CAPX	UZ	200000580	11/30/2012	1.47
53481700	AWWSC Rents CAPX	UZ	200000576	11/30/2012	1.96
53481700	AWWSC Rents CAPX	UZ	200000578	11/30/2012	1.96
53481700	AWWSC Rents CAPX	UZ	200000578	11/30/2012	2.45
53482100	AWWSC Oth O&M CAPX	CF	930005047	11/30/2012	590.34
53482100	AWWSC Oth O&M CAPX	CF	930005048	11/30/2012	100.40
53482100	AWWSC Oth O&M CAPX	CF	930005050	11/30/2012	171.67
53482100	AWWSC Oth O&M CAPX	CF	930005051	11/30/2012	8.64
53482100	AWWSC Oth O&M CAPX	CF	930005055	11/30/2012	55.45
53482100	AWWSC Oth O&M CAPX	CF	930005087	11/30/2012	16.05
53482100	AWWSC Oth O&M CAPX	CF	930005090	11/30/2012	2.38
53482100	AWWSC Oth O&M CAPX	CF	930005118	11/30/2012	6.90
53482100	AWWSC Oth O&M CAPX	CF	930005119	11/30/2012	0.94
53482100	AWWSC Oth O&M CAPX	CF	930005120	11/30/2012	0.94

Kentucky American Water Company  
Case No. 2012-00520  
Response to PSC DR1, Item 31

Account	Description	Doc Type	Document Number	Posting Date	Amount
53482100	AWWSC Oth O&M CAPX	CF	9300005121	11/30/2012	0.94
53482100	AWWSC Oth O&M CAPX	CF	9300005125	11/30/2012	8.50
53482100	AWWSC Oth O&M CAPX	CF	9300005127	11/30/2012	0.47
53482100	AWWSC Oth O&M CAPX	CF	9300005128	11/30/2012	2.30
53482100	AWWSC Oth O&M CAPX	CF	9300005140	11/30/2012	(1.71)
53482100	AWWSC Oth O&M CAPX	CF	9300005141	11/30/2012	(1.71)
53482100	AWWSC Oth O&M CAPX	CF	9300005143	11/30/2012	23.85
53482100	AWWSC Oth O&M CAPX	CF	9300005144	11/30/2012	23.85
53482100	AWWSC Oth O&M CAPX	CF	9300005145	11/30/2012	23.85
53482100	AWWSC Oth O&M CAPX	CF	9300005152	11/30/2012	1,466.25
53482100	AWWSC Oth O&M CAPX	CF	9300005172	11/30/2012	4.30
53482100	AWWSC Oth O&M CAPX	CF	9300005173	11/30/2012	28.21
53482100	AWWSC Oth O&M CAPX	CF	9300005177	11/30/2012	0.07
53482100	AWWSC Oth O&M CAPX	CF	9300005178	11/30/2012	109.07
53482100	AWWSC Oth O&M CAPX	CF	9300005180	11/30/2012	0.94
53482100	AWWSC Oth O&M CAPX	CF	9300005185	11/30/2012	4.94
53482100	AWWSC Oth O&M CAPX	CF	9300005187	11/30/2012	13.28
53482100	AWWSC Oth O&M CAPX	CF	9300005190	11/30/2012	5.21
53482100	AWWSC Oth O&M CAPX	CF	9300005193	11/30/2012	1.88
53482100	AWWSC Oth O&M CAPX	CF	9300005195	11/30/2012	4.95
53482100	AWWSC Oth O&M CAPX	CF	9300005196	11/30/2012	1.69
53482100	AWWSC Oth O&M CAPX	CF	9300005199	11/30/2012	0.53
53482100	AWWSC Oth O&M CAPX	CF	9300005202	11/30/2012	0.12
53482100	AWWSC Oth O&M CAPX	CF	9300005207	11/30/2012	9.11
53482100	AWWSC Oth O&M CAPX	CF	9300005208	11/30/2012	2.60
53482100	AWWSC Oth O&M CAPX	CF	9300005215	11/30/2012	32.51
53482100	AWWSC Oth O&M CAPX	CF	9300005217	11/30/2012	98.75
53482100	AWWSC Oth O&M CAPX	CF	9300005221	11/30/2012	0.33
53482100	AWWSC Oth O&M CAPX	CF	9300005235	11/30/2012	9.14
53482100	AWWSC Oth O&M CAPX	CF	9300005242	11/30/2012	1.88
53482100	AWWSC Oth O&M CAPX	CF	9300005243	11/30/2012	1.88
53482100	AWWSC Oth O&M CAPX	CF	9300005244	11/30/2012	1.88
53482100	AWWSC Oth O&M CAPX	CF	9300005250	11/30/2012	2.28
53482100	AWWSC Oth O&M CAPX	CF	9300005270	11/30/2012	1.17
53482100	AWWSC Oth O&M CAPX	CF	9300005273	11/30/2012	31.82
53482100	AWWSC Oth O&M CAPX	CF	9300005274	11/30/2012	73.34
53482100	AWWSC Oth O&M CAPX	CF	9300005275	11/30/2012	(1.57)
53482100	AWWSC Oth O&M CAPX	CF	9300005277	11/30/2012	(32.83)
53482100	AWWSC Oth O&M CAPX	CF	9300005278	11/30/2012	5.74
53482100	AWWSC Oth O&M CAPX	CF	9300005279	11/30/2012	94.63
53482100	AWWSC Oth O&M CAPX	CF	9300005282	11/30/2012	(31.79)
53482100	AWWSC Oth O&M CAPX	CF	9300005283	11/30/2012	0.92
53482100	AWWSC Oth O&M CAPX	CF	9300005286	11/30/2012	7.53
53482100	AWWSC Oth O&M CAPX	CF	9300005288	11/30/2012	4.53
53482100	AWWSC Oth O&M CAPX	CF	9300005290	11/30/2012	0.37
53482100	AWWSC Oth O&M CAPX	CF	9300005291	11/30/2012	(336.21)
53482100	AWWSC Oth O&M CAPX	CF	9300005293	11/30/2012	0.37
53482100	AWWSC Oth O&M CAPX	CF	9300005295	11/30/2012	95.63
53482100	AWWSC Oth O&M CAPX	CF	9300005296	11/30/2012	45.10
53482100	AWWSC Oth O&M CAPX	CF	9300005297	11/30/2012	(398.54)
53482100	AWWSC Oth O&M CAPX	CF	9300005298	11/30/2012	0.37
53482100	AWWSC Oth O&M CAPX	CF	9300005299	11/30/2012	(26.00)
53482100	AWWSC Oth O&M CAPX	CF	9300005300	11/30/2012	(28.63)



## Kentucky American Water Company

Case No. 2012-00520

Response to PSC DR1, Item 31

Account	Description	Doc Type	Document Number	Posting Date	Amount
53482100	AWWSC Oth O&M CAPX	CF	9300005301	11/30/2012	1.53
53482100	AWWSC Oth O&M CAPX	CF	9300005304	11/30/2012	(28.63)
53482100	AWWSC Oth O&M CAPX	CF	9300005306	11/30/2012	2.66
53482100	AWWSC Oth O&M CAPX	CF	9300005308	11/30/2012	8.79
53482100	AWWSC Oth O&M CAPX	CF	9300005309	11/30/2012	13.21
53482100	AWWSC Oth O&M CAPX	CF	9300005313	11/30/2012	1.23
53482100	AWWSC Oth O&M CAPX	CF	9300005541	11/30/2012	58.00
53482100	AWWSC Oth O&M CAPX	CF	9300005542	11/30/2012	75.28
53482100	AWWSC Oth O&M CAPX	CF	9300005625	11/30/2012	0.43
53482100	AWWSC Oth O&M CAPX	CF	9300005625	11/30/2012	0.32
53482100	AWWSC Oth O&M CAPX	CF	9300005625	11/30/2012	2.25
53482100	AWWSC Oth O&M CAPX	CF	9300005626	11/30/2012	1.21
53482100	AWWSC Oth O&M CAPX	CF	9300005626	11/30/2012	0.66
53482100	AWWSC Oth O&M CAPX	CF	9300005627	11/30/2012	0.15
53482100	AWWSC Oth O&M CAPX	CF	9300005627	11/30/2012	(0.61)
53482100	AWWSC Oth O&M CAPX	CF	9300005627	11/30/2012	0.20
53482100	AWWSC Oth O&M CAPX	CF	9300005627	11/30/2012	13.42
53482100	AWWSC Oth O&M CAPX	CF	9300005628	11/30/2012	16.18
53482100	AWWSC Oth O&M CAPX	CF	9300005629	11/30/2012	1.62
53482100	AWWSC Oth O&M CAPX	CF	9300005629	11/30/2012	0.94
53482100	AWWSC Oth O&M CAPX	CF	9300005629	11/30/2012	(0.01)
53482100	AWWSC Oth O&M CAPX	CF	9300005630	11/30/2012	0.35
53482100	AWWSC Oth O&M CAPX	CF	9300005630	11/30/2012	0.21
53482100	AWWSC Oth O&M CAPX	CF	9300005631	11/30/2012	1.80
53482100	AWWSC Oth O&M CAPX	CF	9300005631	11/30/2012	0.76
53482100	AWWSC Oth O&M CAPX	CF	9300005632	11/30/2012	1.71
53482100	AWWSC Oth O&M CAPX	CF	9300005632	11/30/2012	0.33
53482100	AWWSC Oth O&M CAPX	CF	9300005632	11/30/2012	(1.08)
53482100	AWWSC Oth O&M CAPX	CF	9300005633	11/30/2012	0.59
53482100	AWWSC Oth O&M CAPX	CF	9300005633	11/30/2012	1.09
53482100	AWWSC Oth O&M CAPX	CF	9300005634	11/30/2012	1.39
53482100	AWWSC Oth O&M CAPX	CF	9300005634	11/30/2012	0.72
53482100	AWWSC Oth O&M CAPX	CF	9300005635	11/30/2012	0.36
53482100	AWWSC Oth O&M CAPX	CF	9300005636	11/30/2012	(2.38)
53482100	AWWSC Oth O&M CAPX	CF	9300005636	11/30/2012	0.63
53482100	AWWSC Oth O&M CAPX	CF	9300005637	11/30/2012	23.15
53482100	AWWSC Oth O&M CAPX	CF	9300005637	11/30/2012	0.12
53482100	AWWSC Oth O&M CAPX	CF	9300005638	11/30/2012	0.04
53482100	AWWSC Oth O&M CAPX	CF	9300005640	11/30/2012	5.05
53482100	AWWSC Oth O&M CAPX	CF	9300005640	11/30/2012	0.21
53482100	AWWSC Oth O&M CAPX	CF	9300005641	11/30/2012	(0.01)
53482100	AWWSC Oth O&M CAPX	CF	9300005642	11/30/2012	0.58
53482100	AWWSC Oth O&M CAPX	CF	9300005642	11/30/2012	(0.17)
53482100	AWWSC Oth O&M CAPX	CF	9300005643	11/30/2012	0.54
53482100	AWWSC Oth O&M CAPX	CF	9300005644	11/30/2012	0.28
53482100	AWWSC Oth O&M CAPX	CF	9300005645	11/30/2012	167.02
53482100	AWWSC Oth O&M CAPX	CF	9300005645	11/30/2012	59.28
53482100	AWWSC Oth O&M CAPX	CF	9300005645	11/30/2012	(36.67)
53482100	AWWSC Oth O&M CAPX	CF	9300005646	11/30/2012	48.30
53482100	AWWSC Oth O&M CAPX	CF	9300005647	11/30/2012	(15.48)
53482100	AWWSC Oth O&M CAPX	CF	9300005648	11/30/2012	78.92
53482100	AWWSC Oth O&M CAPX	CF	9300005648	11/30/2012	(32.56)
53482100	AWWSC Oth O&M CAPX	CF	9300005650	11/30/2012	(0.03)

Kentucky American Water Company  
Case No. 2012-00520  
Response to PSC DR1, Item 31

Account	Description	Doc Type	Document Number	Posting Date	Amount
53482100	AWWSC Oth O&M CAPX	CF	9300005650	11/30/2012	10.84
53482100	AWWSC Oth O&M CAPX	CF	9300005650	11/30/2012	(0.44)
53482100	AWWSC Oth O&M CAPX	CF	9300005650	11/30/2012	0.18
53482100	AWWSC Oth O&M CAPX	CF	9300005651	11/30/2012	1.32
53482100	AWWSC Oth O&M CAPX	CF	9300005651	11/30/2012	1.09
53482100	AWWSC Oth O&M CAPX	CF	9300005651	11/30/2012	0.35
53482100	AWWSC Oth O&M CAPX	CF	9300005651	11/30/2012	0.19
53482100	AWWSC Oth O&M CAPX	CF	9300005652	11/30/2012	0.13
53482100	AWWSC Oth O&M CAPX	CF	9300005652	11/30/2012	1.61
53482100	AWWSC Oth O&M CAPX	CF	9300005652	11/30/2012	4.52
53482100	AWWSC Oth O&M CAPX	CF	9300005653	11/30/2012	0.03
53482100	AWWSC Oth O&M CAPX	CF	9300005653	11/30/2012	0.03
53482100	AWWSC Oth O&M CAPX	CF	9300005653	11/30/2012	(0.54)
53482100	AWWSC Oth O&M CAPX	CF	9300005654	11/30/2012	(0.02)
53482100	AWWSC Oth O&M CAPX	CF	9300005654	11/30/2012	6.45
53482100	AWWSC Oth O&M CAPX	CF	9300005655	11/30/2012	0.04
53482100	AWWSC Oth O&M CAPX	CF	9300005655	11/30/2012	0.20
53482100	AWWSC Oth O&M CAPX	CF	9300005655	11/30/2012	48.17
53482100	AWWSC Oth O&M CAPX	CF	9300005656	11/30/2012	1.99
53482100	AWWSC Oth O&M CAPX	CF	9300005657	11/30/2012	0.02
53482100	AWWSC Oth O&M CAPX	CF	9300005657	11/30/2012	0.11
53482100	AWWSC Oth O&M CAPX	CF	9300005658	11/30/2012	0.11
53482100	AWWSC Oth O&M CAPX	CF	9300005659	11/30/2012	0.91
53482100	AWWSC Oth O&M CAPX	CF	9300005659	11/30/2012	0.03
53482100	AWWSC Oth O&M CAPX	CF	9300005659	11/30/2012	0.87
53482100	AWWSC Oth O&M CAPX	CF	9300005659	11/30/2012	0.81
53482100	AWWSC Oth O&M CAPX	CF	9300005660	11/30/2012	(45.74)
53482100	AWWSC Oth O&M CAPX	CF	9300005660	11/30/2012	0.17
53482100	AWWSC Oth O&M CAPX	CF	9300005660	11/30/2012	(0.06)
53482100	AWWSC Oth O&M CAPX	CF	9300005661	11/30/2012	5.48
53482100	AWWSC Oth O&M CAPX	CF	9300005661	11/30/2012	0.80
53482100	AWWSC Oth O&M CAPX	CF	9300005662	11/30/2012	(0.88)
53482100	AWWSC Oth O&M CAPX	CF	9300005662	11/30/2012	0.12
53482100	AWWSC Oth O&M CAPX	CF	9300005663	11/30/2012	12.23
53482100	AWWSC Oth O&M CAPX	CF	9300005664	11/30/2012	0.11
53482100	AWWSC Oth O&M CAPX	CF	9300005664	11/30/2012	0.09
53482100	AWWSC Oth O&M CAPX	CF	9300005672	11/30/2012	136.97
53482100	AWWSC Oth O&M CAPX	CF	9300005683	11/30/2012	115.93
53482100	AWWSC Oth O&M CAPX	CF	9300005691	11/30/2012	122.66
53482100	AWWSC Oth O&M CAPX	CF	9300005694	11/30/2012	1,353.65
53482100	AWWSC Oth O&M CAPX	CF	9300005707	11/30/2012	131.31
53482100	AWWSC Oth O&M CAPX	CF	9300005719	11/30/2012	260.83
53482100	AWWSC Oth O&M CAPX	CF	9300005725	11/30/2012	174.98
53482100	AWWSC Oth O&M CAPX	CF	9300005729	11/30/2012	48.08
53482100	AWWSC Oth O&M CAPX	CF	9300005729	11/30/2012	(75.55)
53482100	AWWSC Oth O&M CAPX	CF	9300005730	11/30/2012	41.93
53482100	AWWSC Oth O&M CAPX	CF	9300005730	11/30/2012	40.70
53482100	AWWSC Oth O&M CAPX	CF	9300005731	11/30/2012	17.58
53482100	AWWSC Oth O&M CAPX	CF	9300005731	11/30/2012	4.63
53482100	AWWSC Oth O&M CAPX	CF	9300005732	11/30/2012	9.04
53482100	AWWSC Oth O&M CAPX	CF	9300005733	11/30/2012	45.16
53482100	AWWSC Oth O&M CAPX	CF	9300005733	11/30/2012	(36.27)
53482100	AWWSC Oth O&M CAPX	CF	9300005734	11/30/2012	2.56

## Kentucky American Water Company

Case No. 2012-00520

Response to PSC DR1, Item 31

Account	Description	Doc Type	Document Number	Posting Date	Amount
53482100	AWWSC Oth O&M CAPX	CF	9300005734	11/30/2012	42.32
53482100	AWWSC Oth O&M CAPX	CF	9300005735	11/30/2012	0.09
53482100	AWWSC Oth O&M CAPX	CF	9300005735	11/30/2012	0.06
53482100	AWWSC Oth O&M CAPX	CF	9300005736	11/30/2012	0.03
53482100	AWWSC Oth O&M CAPX	CF	9300005736	11/30/2012	0.05
53482100	AWWSC Oth O&M CAPX	CF	9300005736	11/30/2012	0.04
53482100	AWWSC Oth O&M CAPX	CF	9300005737	11/30/2012	0.02
53482100	AWWSC Oth O&M CAPX	CF	9300005737	11/30/2012	0.01
53482100	AWWSC Oth O&M CAPX	UT	9300005764	11/30/2012	(944.93)
53482100	AWWSC Oth O&M CAPX	UT	9300005764	11/30/2012	(449.81)
53482100	AWWSC Oth O&M CAPX	UZ	2000000578	11/30/2012	(133.28)
53482100	AWWSC Oth O&M CAPX	UZ	2000000575	11/30/2012	(5.89)
53482100	AWWSC Oth O&M CAPX	UZ	2000000576	11/30/2012	398.54
53482100	AWWSC Oth O&M CAPX	UZ	2000000580	11/30/2012	(50.99)
53482100	AWWSC Oth O&M CAPX	UZ	2000000578	11/30/2012	(5.89)
53482100	AWWSC Oth O&M CAPX	UZ	2000000576	11/30/2012	(33.77)
53482100	AWWSC Oth O&M CAPX	UZ	2000000575	11/30/2012	(95.63)
53482100	AWWSC Oth O&M CAPX	UZ	2000000580	11/30/2012	(6.26)
53482100	AWWSC Oth O&M CAPX	UZ	2000000578	11/30/2012	336.21
53482100	AWWSC Oth O&M CAPX	UZ	2000000580	11/30/2012	(6.26)
53482100	AWWSC Oth O&M CAPX	UZ	2000000576	11/30/2012	26.00
53482100	AWWSC Oth O&M CAPX	UZ	2000000576	11/30/2012	(6.26)
53482100	AWWSC Oth O&M CAPX	UZ	2000000576	11/30/2012	28.63
53482100	AWWSC Oth O&M CAPX	UZ	2000000576	11/30/2012	(19.19)
53482100	AWWSC Oth O&M CAPX	UZ	2000000578	11/30/2012	(2.66)
53482100	AWWSC Oth O&M CAPX	UZ	2000000580	11/30/2012	28.63
53482100	AWWSC Oth O&M CAPX	UZ	2000000576	11/30/2012	(83.36)
53482100	AWWSC Oth O&M CAPX	UZ	2000000576	11/30/2012	31.79
53482100	AWWSC Oth O&M CAPX	UZ	2000000578	11/30/2012	(99.96)
53482100	AWWSC Oth O&M CAPX	UZ	2000000578	11/30/2012	34.40
53482100	AWWSC Oth O&M CAPX	UZ	2000000575	11/30/2012	(28.08)
53482100	AWWSC Oth O&M CAPX	UZ	2000000575	11/30/2012	(94.63)
53482100	AWWSC Oth O&M CAPX	UZ	2000000576	11/30/2012	(105.16)
53482100	AWWSC Oth O&M CAPX	UZ	2000000576	11/30/2012	(51.37)
53482100	AWWSC Oth O&M CAPX	UZ	2000000578	11/30/2012	1.01
53482100	AWWSC Oth O&M CAPX	UZ	2000000578	11/30/2012	(1,466.25)
53482100	AWWSC Oth O&M CAPX	UZ	2000000578	11/30/2012	(1.17)
53482100	AWWSC Oth O&M CAPX	UZ	2000000576	11/30/2012	0.15
53482100	AWWSC Oth O&M CAPX	UZ	2000000578	11/30/2012	(25.82)
53482100	AWWSC Oth O&M CAPX	UZ	2000000576	11/30/2012	0.45
53482100	AWWSC Oth O&M CAPX	UZ	2000000578	11/30/2012	(5.08)
53482100	AWWSC Oth O&M CAPX	UZ	2000000580	11/30/2012	(17.66)
53482100	AWWSC Oth O&M CAPX	UZ	2000000578	11/30/2012	(70.66)
53482100	AWWSC Oth O&M CAPX	UZ	2000000578	11/30/2012	(5.89)
53482100	AWWSC Oth O&M CAPX	UZ	2000000576	11/30/2012	(11.77)
53482100	AWWSC Oth O&M CAPX	UZ	2000000575	11/30/2012	(2.28)
53482100	AWWSC Oth O&M CAPX	UZ	2000000578	11/30/2012	(1.88)
53482100	AWWSC Oth O&M CAPX	UZ	2000000576	11/30/2012	(1.88)
53482100	AWWSC Oth O&M CAPX	UZ	2000000578	11/30/2012	(1.88)
53482100	AWWSC Oth O&M CAPX	UZ	2000000576	11/30/2012	(9.14)
53482100	AWWSC Oth O&M CAPX	UZ	2000000578	11/30/2012	(0.33)
53482100	AWWSC Oth O&M CAPX	UZ	2000000575	11/30/2012	0.01
53482100	AWWSC Oth O&M CAPX	UZ	2000000576	11/30/2012	(19.58)

## Kentucky American Water Company

Case No. 2012-00520

Response to PSC DR1, Item 31

Account	Description	Doc Type	Document Number	Posting Date	Amount
53482100	AWWSC Oth O&M CAPX	UZ	2000000578	11/30/2012	(98.75)
53482100	AWWSC Oth O&M CAPX	UZ	2000000576	11/30/2012	(50.17)
53482100	AWWSC Oth O&M CAPX	UZ	2000000575	11/30/2012	(26.15)
53482100	AWWSC Oth O&M CAPX	UZ	2000000575	11/30/2012	(67.99)
53482100	AWWSC Oth O&M CAPX	UZ	2000000576	11/30/2012	(11.77)
53482100	AWWSC Oth O&M CAPX	UZ	2000000576	11/30/2012	(17.78)
53482100	AWWSC Oth O&M CAPX	UZ	2000000578	11/30/2012	(17.66)
53482100	AWWSC Oth O&M CAPX	UZ	2000000580	11/30/2012	46.70
53482100	AWWSC Oth O&M CAPX	UZ	2000000580	11/30/2012	(126.35)
53482100	AWWSC Oth O&M CAPX	UZ	2000000576	11/30/2012	(54.69)
53482100	AWWSC Oth O&M CAPX	UZ	2000000575	11/30/2012	(22.61)
53482100	AWWSC Oth O&M CAPX	UZ	2000000578	11/30/2012	(13.65)
53482100	AWWSC Oth O&M CAPX	UZ	2000000576	11/30/2012	(22.87)
53482100	AWWSC Oth O&M CAPX	UZ	2000000578	11/30/2012	(17.66)
53482100	AWWSC Oth O&M CAPX	UZ	2000000576	11/30/2012	(100.66)
53482100	AWWSC Oth O&M CAPX	UZ	2000000575	11/30/2012	(30.38)
53482100	AWWSC Oth O&M CAPX	UZ	2000000576	11/30/2012	(450.97)
53482100	AWWSC Oth O&M CAPX	UZ	2000000578	11/30/2012	(281.42)
53482100	AWWSC Oth O&M CAPX	UZ	2000000578	11/30/2012	(57.30)
53482100	AWWSC Oth O&M CAPX	UZ	2000000576	11/30/2012	(23.85)
53482100	AWWSC Oth O&M CAPX	UZ	2000000578	11/30/2012	(23.85)
53482100	AWWSC Oth O&M CAPX	UZ	2000000575	11/30/2012	(23.85)
53482100	AWWSC Oth O&M CAPX	UZ	2000000580	11/30/2012	1.71
53482100	AWWSC Oth O&M CAPX	UZ	2000000578	11/30/2012	1.71
53482100	AWWSC Oth O&M CAPX	UZ	2000000578	11/30/2012	(11.77)
53482100	AWWSC Oth O&M CAPX	UZ	2000000576	11/30/2012	(36.27)
53482100	AWWSC Oth O&M CAPX	UZ	2000000578	11/30/2012	(17.66)
53482100	AWWSC Oth O&M CAPX	UZ	2000000576	11/30/2012	(17.66)
53482100	AWWSC Oth O&M CAPX	UZ	2000000578	11/30/2012	(17.66)
53482100	AWWSC Oth O&M CAPX	UZ	2000000578	11/30/2012	(17.66)
53482100	AWWSC Oth O&M CAPX	UZ	2000000579	11/30/2012	(17.66)
53482100	AWWSC Oth O&M CAPX	UZ	2000000575	11/30/2012	(2.30)
53482100	AWWSC Oth O&M CAPX	UZ	2000000580	11/30/2012	(165.34)
53482100	AWWSC Oth O&M CAPX	UZ	2000000580	11/30/2012	(132.16)
53482100	AWWSC Oth O&M CAPX	UZ	2000000576	11/30/2012	(11.77)
53482100	AWWSC Oth O&M CAPX	UZ	2000000576	11/30/2012	(11.77)
53482100	AWWSC Oth O&M CAPX	UZ	2000000576	11/30/2012	(11.77)
53482100	AWWSC Oth O&M CAPX	UZ	2000000578	11/30/2012	(6.90)
53482100	AWWSC Oth O&M CAPX	UZ	2000000575	11/30/2012	(29.44)
53482100	AWWSC Oth O&M CAPX	UZ	2000000576	11/30/2012	(17.66)
53482100	AWWSC Oth O&M CAPX	UZ	2000000575	11/30/2012	(29.44)
53482100	AWWSC Oth O&M CAPX	UZ	2000000580	11/30/2012	(36.27)
53482100	AWWSC Oth O&M CAPX	UZ	2000000576	11/30/2012	(11.77)
53482100	AWWSC Oth O&M CAPX	UZ	2000000576	11/30/2012	(5.89)
53482100	AWWSC Oth O&M CAPX	UZ	2000000578	11/30/2012	(17.66)
53482100	AWWSC Oth O&M CAPX	UZ	2000000576	11/30/2012	(17.66)
53482100	AWWSC Oth O&M CAPX	UZ	2000000578	11/30/2012	(5.89)
53482100	AWWSC Oth O&M CAPX	UZ	2000000580	11/30/2012	(11.77)
53482100	AWWSC Oth O&M CAPX	UZ	2000000578	11/30/2012	(36.27)
53482100	AWWSC Oth O&M CAPX	UZ	2000000576	11/30/2012	(35.33)
53482100	AWWSC Oth O&M CAPX	UZ	2000000578	11/30/2012	(23.55)
53482100	AWWSC Oth O&M CAPX	UZ	2000000578	11/30/2012	(17.66)
53482100	AWWSC Oth O&M CAPX	UZ	2000000578	11/30/2012	(23.55)
53482100	AWWSC Oth O&M CAPX	UZ	2000000576	11/30/2012	(24.78)

Kentucky American Water Company  
Case No. 2012-00520  
Response to PSC DR1, Item 31

Account	Description	Doc Type	Document Number	Posting Date	Amount
53482100	AWWSC Oth O&M CAPX	UZ	200000576	11/30/2012	(29.44)
53482200	AWWSC Dpr/Amrt CAPX	CF	9300005167	11/30/2012	2,082.47
53482200	AWWSC Dpr/Amrt CAPX	CF	9300005168	11/30/2012	2,082.47
53482200	AWWSC Dpr/Amrt CAPX	CF	9300005169	11/30/2012	2,082.47
53482200	AWWSC Dpr/Amrt CAPX	CF	9300005170	11/30/2012	2,082.47
53482200	AWWSC Dpr/Amrt CAPX	CF	9300005171	11/30/2012	2,082.47
53482200	AWWSC Dpr/Amrt CAPX	CF	9300005626	11/30/2012	2.26
53482200	AWWSC Dpr/Amrt CAPX	CF	9300005628	11/30/2012	76.42
53482200	AWWSC Dpr/Amrt CAPX	CF	9300005628	11/30/2012	13.39
53482200	AWWSC Dpr/Amrt CAPX	CF	9300005635	11/30/2012	0.77
53482200	AWWSC Dpr/Amrt CAPX	CF	9300005640	11/30/2012	0.67
53482200	AWWSC Dpr/Amrt CAPX	CF	9300005641	11/30/2012	6.49
53482200	AWWSC Dpr/Amrt CAPX	CF	9300005645	11/30/2012	266.26
53482200	AWWSC Dpr/Amrt CAPX	CF	9300005647	11/30/2012	9,537.30
53482200	AWWSC Dpr/Amrt CAPX	CF	9300005647	11/30/2012	17.68
53482200	AWWSC Dpr/Amrt CAPX	CF	9300005649	11/30/2012	74.24
53482200	AWWSC Dpr/Amrt CAPX	CF	9300005651	11/30/2012	4.79
53482200	AWWSC Dpr/Amrt CAPX	CF	9300005652	11/30/2012	16.52
53482200	AWWSC Dpr/Amrt CAPX	CF	9300005652	11/30/2012	0.03
53482200	AWWSC Dpr/Amrt CAPX	CF	9300005653	11/30/2012	7.25
53482200	AWWSC Dpr/Amrt CAPX	CF	9300005653	11/30/2012	6.98
53482200	AWWSC Dpr/Amrt CAPX	CF	9300005654	11/30/2012	9.37
53482200	AWWSC Dpr/Amrt CAPX	CF	9300005656	11/30/2012	122.51
53482200	AWWSC Dpr/Amrt CAPX	CF	9300005658	11/30/2012	6.19
53482200	AWWSC Dpr/Amrt CAPX	CF	9300005704	11/30/2012	(4,838.67)
53482200	AWWSC Dpr/Amrt CAPX	CF	9300005717	11/30/2012	418.07
53482200	AWWSC Dpr/Amrt CAPX	CF	9300005733	11/30/2012	317.85
53482200	AWWSC Dpr/Amrt CAPX	CF	9300005737	11/30/2012	0.03
53482200	AWWSC Dpr/Amrt CAPX	UT	9300005764	11/30/2012	(10,296.74)
53482200	AWWSC Dpr/Amrt CAPX	UZ	200000578	11/30/2012	12.41
53482200	AWWSC Dpr/Amrt CAPX	UZ	200000578	11/30/2012	(1.07)
53482200	AWWSC Dpr/Amrt CAPX	UZ	200000575	11/30/2012	(1.07)
53482200	AWWSC Dpr/Amrt CAPX	UZ	200000578	11/30/2012	12.41
53482200	AWWSC Dpr/Amrt CAPX	UZ	200000576	11/30/2012	12.41
53482200	AWWSC Dpr/Amrt CAPX	UZ	200000578	11/30/2012	(1.07)
53482200	AWWSC Dpr/Amrt CAPX	UZ	200000576	11/30/2012	24.81
53482200	AWWSC Dpr/Amrt CAPX	UZ	200000578	11/30/2012	(2.14)
53482200	AWWSC Dpr/Amrt CAPX	UZ	200000576	11/30/2012	(1.07)
53482200	AWWSC Dpr/Amrt CAPX	UZ	200000578	11/30/2012	12.41
53482200	AWWSC Dpr/Amrt CAPX	UZ	200000578	11/30/2012	12.41
53482200	AWWSC Dpr/Amrt CAPX	UZ	200000580	11/30/2012	(1.07)
53482200	AWWSC Dpr/Amrt CAPX	UZ	200000576	11/30/2012	12.41
53482200	AWWSC Dpr/Amrt CAPX	UZ	200000580	11/30/2012	(1.07)
53482200	AWWSC Dpr/Amrt CAPX	UZ	200000575	11/30/2012	(3.22)
53482200	AWWSC Dpr/Amrt CAPX	UZ	200000578	11/30/2012	37.22
53482200	AWWSC Dpr/Amrt CAPX	UZ	200000578	11/30/2012	173.70
53482200	AWWSC Dpr/Amrt CAPX	UZ	200000578	11/30/2012	(15.01)
53482200	AWWSC Dpr/Amrt CAPX	UZ	200000576	11/30/2012	198.51
53482200	AWWSC Dpr/Amrt CAPX	UZ	200000576	11/30/2012	(17.15)
53482200	AWWSC Dpr/Amrt CAPX	UZ	200000575	11/30/2012	(4.29)
53482200	AWWSC Dpr/Amrt CAPX	UZ	200000578	11/30/2012	49.63
53482200	AWWSC Dpr/Amrt CAPX	UZ	200000578	11/30/2012	(39.86)
53482200	AWWSC Dpr/Amrt CAPX	UZ	200000578	11/30/2012	49.63

Kentucky American Water Company

Case No. 2012-00520

Response to PSC DR1, Item 31

Account	Description	Doc Type	Document Number	Posting Date	Amount
53482200	AWWSC Dpr/Amrt CAPX	UZ	2000000578	11/30/2012	(6.04)
53482200	AWWSC Dpr/Amrt CAPX	UZ	2000000575	11/30/2012	(10.10)
53482200	AWWSC Dpr/Amrt CAPX	UZ	2000000575	11/30/2012	37.22
53482200	AWWSC Dpr/Amrt CAPX	UZ	2000000578	11/30/2012	(3.22)
53482200	AWWSC Dpr/Amrt CAPX	UZ	2000000576	11/30/2012	148.88
53482200	AWWSC Dpr/Amrt CAPX	UZ	2000000578	11/30/2012	(12.86)
53482200	AWWSC Dpr/Amrt CAPX	UZ	2000000576	11/30/2012	12.41
53482200	AWWSC Dpr/Amrt CAPX	UZ	2000000578	11/30/2012	(1.07)
53482200	AWWSC Dpr/Amrt CAPX	UZ	2000000575	11/30/2012	(2.14)
53482200	AWWSC Dpr/Amrt CAPX	UZ	2000000578	11/30/2012	24.81
53482200	AWWSC Dpr/Amrt CAPX	UZ	2000000576	11/30/2012	37.22
53482200	AWWSC Dpr/Amrt CAPX	UZ	2000000578	11/30/2012	(3.67)
53482200	AWWSC Dpr/Amrt CAPX	UZ	2000000578	11/30/2012	(3.22)
53482200	AWWSC Dpr/Amrt CAPX	UZ	2000000578	11/30/2012	37.22
53482200	AWWSC Dpr/Amrt CAPX	UZ	2000000578	11/30/2012	49.63
53482200	AWWSC Dpr/Amrt CAPX	UZ	2000000578	11/30/2012	(4.29)
53482200	AWWSC Dpr/Amrt CAPX	UZ	2000000578	11/30/2012	(10.72)
53482200	AWWSC Dpr/Amrt CAPX	UZ	2000000578	11/30/2012	124.07
53482200	AWWSC Dpr/Amrt CAPX	UZ	2000000576	11/30/2012	(2.14)
53482200	AWWSC Dpr/Amrt CAPX	UZ	2000000578	11/30/2012	24.81
53482200	AWWSC Dpr/Amrt CAPX	UZ	2000000578	11/30/2012	37.22
53482200	AWWSC Dpr/Amrt CAPX	UZ	2000000580	11/30/2012	(3.22)
53482200	AWWSC Dpr/Amrt CAPX	UZ	2000000576	11/30/2012	37.22
53482200	AWWSC Dpr/Amrt CAPX	UZ	2000000578	11/30/2012	(3.22)
53482200	AWWSC Dpr/Amrt CAPX	UZ	2000000576	11/30/2012	(146.64)
53482200	AWWSC Dpr/Amrt CAPX	UZ	2000000576	11/30/2012	99.26
53482200	AWWSC Dpr/Amrt CAPX	UZ	2000000575	11/30/2012	(9.65)
53482200	AWWSC Dpr/Amrt CAPX	UZ	2000000576	11/30/2012	111.66
53482200	AWWSC Dpr/Amrt CAPX	UZ	2000000578	11/30/2012	(3.22)
53482200	AWWSC Dpr/Amrt CAPX	UZ	2000000578	11/30/2012	37.22
53482200	AWWSC Dpr/Amrt CAPX	UZ	2000000576	11/30/2012	24.81
53482200	AWWSC Dpr/Amrt CAPX	UZ	2000000580	11/30/2012	(2.14)
53482200	AWWSC Dpr/Amrt CAPX	UZ	2000000576	11/30/2012	(3.22)
53482200	AWWSC Dpr/Amrt CAPX	UZ	2000000576	11/30/2012	37.22
53482200	AWWSC Dpr/Amrt CAPX	UZ	2000000576	11/30/2012	(3.22)
53482200	AWWSC Dpr/Amrt CAPX	UZ	2000000576	11/30/2012	37.22
53482200	AWWSC Dpr/Amrt CAPX	UZ	2000000576	11/30/2012	(3.22)
53482200	AWWSC Dpr/Amrt CAPX	UZ	2000000576	11/30/2012	37.22
53482200	AWWSC Dpr/Amrt CAPX	UZ	2000000578	11/30/2012	(15.01)
53482200	AWWSC Dpr/Amrt CAPX	UZ	2000000578	11/30/2012	173.70
53482200	AWWSC Dpr/Amrt CAPX	UZ	2000000575	11/30/2012	62.03
53482200	AWWSC Dpr/Amrt CAPX	UZ	2000000580	11/30/2012	(5.36)
53482200	AWWSC Dpr/Amrt CAPX	UZ	2000000575	11/30/2012	719.60
53482200	AWWSC Dpr/Amrt CAPX	UZ	2000000578	11/30/2012	(62.20)
53482200	AWWSC Dpr/Amrt CAPX	UZ	2000000575	11/30/2012	(46.09)
53482200	AWWSC Dpr/Amrt CAPX	UZ	2000000576	11/30/2012	533.50
53482200	AWWSC Dpr/Amrt CAPX	UZ	2000000576	11/30/2012	(9.65)
53482200	AWWSC Dpr/Amrt CAPX	UZ	2000000576	11/30/2012	111.66
53482200	AWWSC Dpr/Amrt CAPX	UZ	2000000576	11/30/2012	(2,082.47)
53482200	AWWSC Dpr/Amrt CAPX	UZ	2000000578	11/30/2012	(2,082.47)
53482200	AWWSC Dpr/Amrt CAPX	UZ	2000000578	11/30/2012	(2,082.47)
53482200	AWWSC Dpr/Amrt CAPX	UZ	2000000575	11/30/2012	(2,082.47)
53482200	AWWSC Dpr/Amrt CAPX	UZ	2000000576	11/30/2012	(2,082.47)
53482200	AWWSC Dpr/Amrt CAPX	UZ	2000000578	11/30/2012	24.81
53482200	AWWSC Dpr/Amrt CAPX	UZ	2000000580	11/30/2012	(2.14)

## Kentucky American Water Company

Case No. 2012-00520

Response to PSC DR1, Item 31

Account	Description	Doc Type	Document Number	Posting Date	Amount
53482200	AWWSC Dpr/Amrt CAPX	UZ	200000578	11/30/2012	(6.43)
53482200	AWWSC Dpr/Amrt CAPX	UZ	200000578	11/30/2012	74.44
53482200	AWWSC Dpr/Amrt CAPX	UZ	200000578	11/30/2012	(3.22)
53482200	AWWSC Dpr/Amrt CAPX	UZ	200000578	11/30/2012	37.22
53482200	AWWSC Dpr/Amrt CAPX	UZ	200000576	11/30/2012	37.22
53482200	AWWSC Dpr/Amrt CAPX	UZ	200000578	11/30/2012	(3.22)
53482200	AWWSC Dpr/Amrt CAPX	UZ	200000576	11/30/2012	37.22
53482200	AWWSC Dpr/Amrt CAPX	UZ	200000576	11/30/2012	(3.22)
53482200	AWWSC Dpr/Amrt CAPX	UZ	200000578	11/30/2012	37.22
53482200	AWWSC Dpr/Amrt CAPX	UZ	200000580	11/30/2012	(3.22)
53482200	AWWSC Dpr/Amrt CAPX	UZ	200000578	11/30/2012	(30.01)
53482200	AWWSC Dpr/Amrt CAPX	UZ	200000580	11/30/2012	347.39
53482200	AWWSC Dpr/Amrt CAPX	UZ	200000576	11/30/2012	260.55
53482200	AWWSC Dpr/Amrt CAPX	UZ	200000578	11/30/2012	(22.51)
53482200	AWWSC Dpr/Amrt CAPX	UZ	200000576	11/30/2012	24.81
53482200	AWWSC Dpr/Amrt CAPX	UZ	200000578	11/30/2012	(2.14)
53482200	AWWSC Dpr/Amrt CAPX	UZ	200000578	11/30/2012	(2.14)
53482200	AWWSC Dpr/Amrt CAPX	UZ	200000580	11/30/2012	24.81
53482200	AWWSC Dpr/Amrt CAPX	UZ	200000576	11/30/2012	(2.14)
53482200	AWWSC Dpr/Amrt CAPX	UZ	200000580	11/30/2012	24.81
53482200	AWWSC Dpr/Amrt CAPX	UZ	200000576	11/30/2012	62.03
53482200	AWWSC Dpr/Amrt CAPX	UZ	200000580	11/30/2012	(5.36)
53482200	AWWSC Dpr/Amrt CAPX	UZ	200000576	11/30/2012	37.22
53482200	AWWSC Dpr/Amrt CAPX	UZ	200000580	11/30/2012	(3.22)
53482200	AWWSC Dpr/Amrt CAPX	UZ	200000576	11/30/2012	(5.36)
53482200	AWWSC Dpr/Amrt CAPX	UZ	200000578	11/30/2012	62.03
53482200	AWWSC Dpr/Amrt CAPX	UZ	200000576	11/30/2012	(6.43)
53482200	AWWSC Dpr/Amrt CAPX	UZ	200000578	11/30/2012	74.44
53482200	AWWSC Dpr/Amrt CAPX	UZ	200000575	11/30/2012	(2.14)
53482200	AWWSC Dpr/Amrt CAPX	UZ	200000578	11/30/2012	24.81
53482200	AWWSC Dpr/Amrt CAPX	UZ	200000576	11/30/2012	12.41
53482200	AWWSC Dpr/Amrt CAPX	UZ	200000578	11/30/2012	(1.07)
53482200	AWWSC Dpr/Amrt CAPX	UZ	200000576	11/30/2012	(3.22)
53482200	AWWSC Dpr/Amrt CAPX	UZ	200000578	11/30/2012	37.22
53482200	AWWSC Dpr/Amrt CAPX	UZ	200000576	11/30/2012	(3.22)
53482200	AWWSC Dpr/Amrt CAPX	UZ	200000580	11/30/2012	37.22
53482200	AWWSC Dpr/Amrt CAPX	UZ	200000578	11/30/2012	12.41
53482200	AWWSC Dpr/Amrt CAPX	UZ	200000578	11/30/2012	(1.07)
53482200	AWWSC Dpr/Amrt CAPX	UZ	200000576	11/30/2012	24.81
53482200	AWWSC Dpr/Amrt CAPX	UZ	200000578	11/30/2012	(2.14)
53482200	AWWSC Dpr/Amrt CAPX	UZ	200000576	11/30/2012	(6.43)
53482200	AWWSC Dpr/Amrt CAPX	UZ	200000578	11/30/2012	74.44
53482200	AWWSC Dpr/Amrt CAPX	UZ	200000576	11/30/2012	74.44
53482200	AWWSC Dpr/Amrt CAPX	UZ	200000578	11/30/2012	(6.43)
53482200	AWWSC Dpr/Amrt CAPX	UZ	200000578	11/30/2012	49.63
53482200	AWWSC Dpr/Amrt CAPX	UZ	200000578	11/30/2012	(4.29)
53482200	AWWSC Dpr/Amrt CAPX	UZ	200000578	11/30/2012	(3.22)
53482200	AWWSC Dpr/Amrt CAPX	UZ	200000580	11/30/2012	37.22
53482200	AWWSC Dpr/Amrt CAPX	UZ	200000578	11/30/2012	49.63
53482200	AWWSC Dpr/Amrt CAPX	UZ	200000578	11/30/2012	(4.29)
53482200	AWWSC Dpr/Amrt CAPX	UZ	200000576	11/30/2012	49.63
53482200	AWWSC Dpr/Amrt CAPX	UZ	200000576	11/30/2012	(4.29)
53482200	AWWSC Dpr/Amrt CAPX	UZ	200000576	11/30/2012	49.63
53482200	AWWSC Dpr/Amrt CAPX	UZ	200000578	11/30/2012	62.03

Kentucky American Water Company  
Case No. 2012-00520  
Response to PSC DR1, Item 31

Account	Description	Doc Type	Document Number	Posting Date	Amount
53482200	AWWSC Dpr/Amrt CAPX	UZ	200000578	11/30/2012	(5.36)
53482300	AWWSC Gen Tax CAPX	CF	9300005044	11/30/2012	4.11
53482300	AWWSC Gen Tax CAPX	CF	9300005045	11/30/2012	4.04
53482300	AWWSC Gen Tax CAPX	CF	9300005046	11/30/2012	12.34
53482300	AWWSC Gen Tax CAPX	CF	9300005047	11/30/2012	45.47
53482300	AWWSC Gen Tax CAPX	CF	9300005048	11/30/2012	40.96
53482300	AWWSC Gen Tax CAPX	CF	9300005049	11/30/2012	55.84
53482300	AWWSC Gen Tax CAPX	CF	9300005050	11/30/2012	119.00
53482300	AWWSC Gen Tax CAPX	CF	9300005051	11/30/2012	7.58
53482300	AWWSC Gen Tax CAPX	CF	9300005052	11/30/2012	3.46
53482300	AWWSC Gen Tax CAPX	CF	9300005053	11/30/2012	1.00
53482300	AWWSC Gen Tax CAPX	CF	9300005054	11/30/2012	2.57
53482300	AWWSC Gen Tax CAPX	CF	9300005055	11/30/2012	74.05
53482300	AWWSC Gen Tax CAPX	CF	9300005086	11/30/2012	22.00
53482300	AWWSC Gen Tax CAPX	CF	9300005087	11/30/2012	33.18
53482300	AWWSC Gen Tax CAPX	CF	9300005088	11/30/2012	11.67
53482300	AWWSC Gen Tax CAPX	CF	9300005089	11/30/2012	0.66
53482300	AWWSC Gen Tax CAPX	CF	9300005090	11/30/2012	106.23
53482300	AWWSC Gen Tax CAPX	CF	9300005092	11/30/2012	3.98
53482300	AWWSC Gen Tax CAPX	CF	9300005093	11/30/2012	3.53
53482300	AWWSC Gen Tax CAPX	CF	9300005094	11/30/2012	0.13
53482300	AWWSC Gen Tax CAPX	CF	9300005095	11/30/2012	10.92
53482300	AWWSC Gen Tax CAPX	CF	9300005097	11/30/2012	117.47
53482300	AWWSC Gen Tax CAPX	CF	9300005098	11/30/2012	25.62
53482300	AWWSC Gen Tax CAPX	CF	9300005099	11/30/2012	9.40
53482300	AWWSC Gen Tax CAPX	CF	9300005100	11/30/2012	(9.69)
53482300	AWWSC Gen Tax CAPX	CF	9300005101	11/30/2012	(128.64)
53482300	AWWSC Gen Tax CAPX	CF	9300005102	11/30/2012	(22.44)
53482300	AWWSC Gen Tax CAPX	CF	9300005105	11/30/2012	26.90
53482300	AWWSC Gen Tax CAPX	CF	9300005106	11/30/2012	2.42
53482300	AWWSC Gen Tax CAPX	CF	9300005107	11/30/2012	4.04
53482300	AWWSC Gen Tax CAPX	CF	9300005108	11/30/2012	0.34
53482300	AWWSC Gen Tax CAPX	CF	9300005109	11/30/2012	0.34
53482300	AWWSC Gen Tax CAPX	CF	9300005110	11/30/2012	0.34
53482300	AWWSC Gen Tax CAPX	CF	9300005111	11/30/2012	19.60
53482300	AWWSC Gen Tax CAPX	CF	9300005112	11/30/2012	15.88
53482300	AWWSC Gen Tax CAPX	CF	9300005113	11/30/2012	7.36
53482300	AWWSC Gen Tax CAPX	CF	9300005114	11/30/2012	7.94
53482300	AWWSC Gen Tax CAPX	CF	9300005115	11/30/2012	27.63
53482300	AWWSC Gen Tax CAPX	CF	9300005116	11/30/2012	15.78
53482300	AWWSC Gen Tax CAPX	CF	9300005117	11/30/2012	27.81
53482300	AWWSC Gen Tax CAPX	CF	9300005119	11/30/2012	15.82
53482300	AWWSC Gen Tax CAPX	CF	9300005120	11/30/2012	17.15
53482300	AWWSC Gen Tax CAPX	CF	9300005121	11/30/2012	17.10
53482300	AWWSC Gen Tax CAPX	CF	9300005122	11/30/2012	2.36
53482300	AWWSC Gen Tax CAPX	CF	9300005123	11/30/2012	3.86
53482300	AWWSC Gen Tax CAPX	CF	9300005124	11/30/2012	(0.65)
53482300	AWWSC Gen Tax CAPX	CF	9300005125	11/30/2012	101.63
53482300	AWWSC Gen Tax CAPX	CF	9300005127	11/30/2012	105.43
53482300	AWWSC Gen Tax CAPX	CF	9300005128	11/30/2012	50.51
53482300	AWWSC Gen Tax CAPX	CF	9300005129	11/30/2012	9.15
53482300	AWWSC Gen Tax CAPX	CF	9300005130	11/30/2012	9.17
53482300	AWWSC Gen Tax CAPX	CF	9300005131	11/30/2012	9.15



Kentucky American Water Company  
Case No. 2012-00520  
Response to PSC DR1, Item 31

Account	Description	Doc Type	Document Number	Posting Date	Amount
53482300	AWWSC Gen Tax CAPX	CF	9300005132	11/30/2012	2.23
53482300	AWWSC Gen Tax CAPX	CF	9300005133	11/30/2012	11.46
53482300	AWWSC Gen Tax CAPX	CF	9300005148	11/30/2012	(0.84)
53482300	AWWSC Gen Tax CAPX	CF	9300005154	11/30/2012	4.33
53482300	AWWSC Gen Tax CAPX	CF	9300005172	11/30/2012	3.30
53482300	AWWSC Gen Tax CAPX	CF	9300005173	11/30/2012	132.60
53482300	AWWSC Gen Tax CAPX	CF	9300005174	11/30/2012	21.45
53482300	AWWSC Gen Tax CAPX	CF	9300005175	11/30/2012	2.15
53482300	AWWSC Gen Tax CAPX	CF	9300005178	11/30/2012	337.42
53482300	AWWSC Gen Tax CAPX	CF	9300005180	11/30/2012	14.63
53482300	AWWSC Gen Tax CAPX	CF	9300005181	11/30/2012	0.03
53482300	AWWSC Gen Tax CAPX	CF	9300005184	11/30/2012	(0.14)
53482300	AWWSC Gen Tax CAPX	CF	9300005185	11/30/2012	26.32
53482300	AWWSC Gen Tax CAPX	CF	9300005189	11/30/2012	9.15
53482300	AWWSC Gen Tax CAPX	CF	9300005192	11/30/2012	9.15
53482300	AWWSC Gen Tax CAPX	CF	9300005193	11/30/2012	5.69
53482300	AWWSC Gen Tax CAPX	CF	9300005195	11/30/2012	9.93
53482300	AWWSC Gen Tax CAPX	CF	9300005196	11/30/2012	19.39
53482300	AWWSC Gen Tax CAPX	CF	9300005198	11/30/2012	5.78
53482300	AWWSC Gen Tax CAPX	CF	9300005200	11/30/2012	30.28
53482300	AWWSC Gen Tax CAPX	CF	9300005201	11/30/2012	18.00
53482300	AWWSC Gen Tax CAPX	CF	9300005202	11/30/2012	17.21
53482300	AWWSC Gen Tax CAPX	CF	9300005203	11/30/2012	1.83
53482300	AWWSC Gen Tax CAPX	CF	9300005204	11/30/2012	2.67
53482300	AWWSC Gen Tax CAPX	CF	9300005206	11/30/2012	10.04
53482300	AWWSC Gen Tax CAPX	CF	9300005207	11/30/2012	35.93
53482300	AWWSC Gen Tax CAPX	CF	9300005208	11/30/2012	23.63
53482300	AWWSC Gen Tax CAPX	CF	9300005215	11/30/2012	21.14
53482300	AWWSC Gen Tax CAPX	CF	9300005217	11/30/2012	0.03
53482300	AWWSC Gen Tax CAPX	CF	9300005218	11/30/2012	1.47
53482300	AWWSC Gen Tax CAPX	CF	9300005220	11/30/2012	(1.71)
53482300	AWWSC Gen Tax CAPX	CF	9300005222	11/30/2012	1.89
53482300	AWWSC Gen Tax CAPX	CF	9300005225	11/30/2012	0.30
53482300	AWWSC Gen Tax CAPX	CF	9300005229	11/30/2012	0.73
53482300	AWWSC Gen Tax CAPX	CF	9300005232	11/30/2012	0.49
53482300	AWWSC Gen Tax CAPX	CF	9300005235	11/30/2012	0.73
53482300	AWWSC Gen Tax CAPX	CF	9300005249	11/30/2012	(1.43)
53482300	AWWSC Gen Tax CAPX	CF	9300005250	11/30/2012	(2.43)
53482300	AWWSC Gen Tax CAPX	CF	9300005251	11/30/2012	2.25
53482300	AWWSC Gen Tax CAPX	CF	9300005252	11/30/2012	1.42
53482300	AWWSC Gen Tax CAPX	CF	9300005254	11/30/2012	15.00
53482300	AWWSC Gen Tax CAPX	CF	9300005255	11/30/2012	9.45
53482300	AWWSC Gen Tax CAPX	CF	9300005256	11/30/2012	18.51
53482300	AWWSC Gen Tax CAPX	CF	9300005261	11/30/2012	6.96
53482300	AWWSC Gen Tax CAPX	CF	9300005262	11/30/2012	(1.40)
53482300	AWWSC Gen Tax CAPX	CF	9300005263	11/30/2012	(41.45)
53482300	AWWSC Gen Tax CAPX	CF	9300005264	11/30/2012	(3.73)
53482300	AWWSC Gen Tax CAPX	CF	9300005265	11/30/2012	21.05
53482300	AWWSC Gen Tax CAPX	CF	9300005267	11/30/2012	7.32
53482300	AWWSC Gen Tax CAPX	CF	9300005272	11/30/2012	0.52
53482300	AWWSC Gen Tax CAPX	CF	9300005276	11/30/2012	0.51
53482300	AWWSC Gen Tax CAPX	CF	9300005277	11/30/2012	77.96
53482300	AWWSC Gen Tax CAPX	CF	9300005278	11/30/2012	20.74

## Kentucky American Water Company

Case No. 2012-00520

Response to PSC DR1, Item 31

Account	Description	Doc Type	Document Number	Posting Date	Amount
53482300	AWWSC Gen Tax CAPX	CF	9300005282	11/30/2012	53.70
53482300	AWWSC Gen Tax CAPX	CF	9300005284	11/30/2012	5.42
53482300	AWWSC Gen Tax CAPX	CF	9300005285	11/30/2012	10.95
53482300	AWWSC Gen Tax CAPX	CF	9300005286	11/30/2012	11.96
53482300	AWWSC Gen Tax CAPX	CF	9300005288	11/30/2012	8.70
53482300	AWWSC Gen Tax CAPX	CF	9300005289	11/30/2012	0.48
53482300	AWWSC Gen Tax CAPX	CF	9300005290	11/30/2012	0.40
53482300	AWWSC Gen Tax CAPX	CF	9300005293	11/30/2012	0.72
53482300	AWWSC Gen Tax CAPX	CF	9300005296	11/30/2012	1.37
53482300	AWWSC Gen Tax CAPX	CF	9300005297	11/30/2012	1.28
53482300	AWWSC Gen Tax CAPX	CF	9300005298	11/30/2012	0.25
53482300	AWWSC Gen Tax CAPX	CF	9300005299	11/30/2012	(0.63)
53482300	AWWSC Gen Tax CAPX	CF	9300005300	11/30/2012	17.59
53482300	AWWSC Gen Tax CAPX	CF	9300005308	11/30/2012	14.29
53482300	AWWSC Gen Tax CAPX	CF	9300005311	11/30/2012	25.86
53482300	AWWSC Gen Tax CAPX	CF	9300005312	11/30/2012	1.93
53482300	AWWSC Gen Tax CAPX	CF	9300005315	11/30/2012	21.19
53482300	AWWSC Gen Tax CAPX	CF	9300005316	11/30/2012	0.92
53482300	AWWSC Gen Tax CAPX	CF	9300005319	11/30/2012	3.36
53482300	AWWSC Gen Tax CAPX	CF	9300005320	11/30/2012	(0.50)
53482300	AWWSC Gen Tax CAPX	CF	9300005323	11/30/2012	3.36
53482300	AWWSC Gen Tax CAPX	CF	9300005324	11/30/2012	(0.50)
53482300	AWWSC Gen Tax CAPX	CF	9300005327	11/30/2012	25.14
53482300	AWWSC Gen Tax CAPX	CF	9300005329	11/30/2012	(0.35)
53482300	AWWSC Gen Tax CAPX	CF	9300005330	11/30/2012	4.20
53482300	AWWSC Gen Tax CAPX	CF	9300005331	11/30/2012	4.44
53482300	AWWSC Gen Tax CAPX	CF	9300005332	11/30/2012	3.32
53482300	AWWSC Gen Tax CAPX	CF	9300005541	11/30/2012	(233.31)
53482300	AWWSC Gen Tax CAPX	CF	9300005542	11/30/2012	(120.82)
53482300	AWWSC Gen Tax CAPX	CF	9300005625	11/30/2012	0.22
53482300	AWWSC Gen Tax CAPX	CF	9300005627	11/30/2012	0.27
53482300	AWWSC Gen Tax CAPX	CF	9300005628	11/30/2012	0.57
53482300	AWWSC Gen Tax CAPX	CF	9300005628	11/30/2012	0.40
53482300	AWWSC Gen Tax CAPX	CF	9300005628	11/30/2012	(17.00)
53482300	AWWSC Gen Tax CAPX	CF	9300005629	11/30/2012	0.24
53482300	AWWSC Gen Tax CAPX	CF	9300005630	11/30/2012	(0.01)
53482300	AWWSC Gen Tax CAPX	CF	9300005630	11/30/2012	0.02
53482300	AWWSC Gen Tax CAPX	CF	9300005630	11/30/2012	0.14
53482300	AWWSC Gen Tax CAPX	CF	9300005631	11/30/2012	0.20
53482300	AWWSC Gen Tax CAPX	CF	9300005631	11/30/2012	0.01
53482300	AWWSC Gen Tax CAPX	CF	9300005632	11/30/2012	0.73
53482300	AWWSC Gen Tax CAPX	CF	9300005633	11/30/2012	0.72
53482300	AWWSC Gen Tax CAPX	CF	9300005634	11/30/2012	0.17
53482300	AWWSC Gen Tax CAPX	CF	9300005634	11/30/2012	0.18
53482300	AWWSC Gen Tax CAPX	CF	9300005635	11/30/2012	0.39
53482300	AWWSC Gen Tax CAPX	CF	9300005635	11/30/2012	1.33
53482300	AWWSC Gen Tax CAPX	CF	9300005636	11/30/2012	0.01
53482300	AWWSC Gen Tax CAPX	CF	9300005637	11/30/2012	0.01
53482300	AWWSC Gen Tax CAPX	CF	9300005637	11/30/2012	0.53
53482300	AWWSC Gen Tax CAPX	CF	9300005638	11/30/2012	0.11
53482300	AWWSC Gen Tax CAPX	CF	9300005639	11/30/2012	0.38
53482300	AWWSC Gen Tax CAPX	CF	9300005639	11/30/2012	0.01
53482300	AWWSC Gen Tax CAPX	CF	9300005639	11/30/2012	(0.02)

Kentucky American Water Company  
Case No. 2012-00520  
Response to PSC DR1, Item 31

Account	Description	Doc Type	Document Number	Posting Date	Amount
53482300	AWWSC Gen Tax CAPX	CF	9300005640	11/30/2012	0.70
53482300	AWWSC Gen Tax CAPX	CF	9300005640	11/30/2012	(0.01)
53482300	AWWSC Gen Tax CAPX	CF	9300005641	11/30/2012	0.09
53482300	AWWSC Gen Tax CAPX	CF	9300005641	11/30/2012	0.02
53482300	AWWSC Gen Tax CAPX	CF	9300005642	11/30/2012	0.01
53482300	AWWSC Gen Tax CAPX	CF	9300005642	11/30/2012	0.13
53482300	AWWSC Gen Tax CAPX	CF	9300005643	11/30/2012	0.02
53482300	AWWSC Gen Tax CAPX	CF	9300005644	11/30/2012	0.11
53482300	AWWSC Gen Tax CAPX	CF	9300005645	11/30/2012	6.84
53482300	AWWSC Gen Tax CAPX	CF	9300005646	11/30/2012	0.41
53482300	AWWSC Gen Tax CAPX	CF	9300005646	11/30/2012	0.09
53482300	AWWSC Gen Tax CAPX	CF	9300005647	11/30/2012	32.94
53482300	AWWSC Gen Tax CAPX	CF	9300005647	11/30/2012	7.00
53482300	AWWSC Gen Tax CAPX	CF	9300005648	11/30/2012	(19.95)
53482300	AWWSC Gen Tax CAPX	CF	9300005649	11/30/2012	11.76
53482300	AWWSC Gen Tax CAPX	CF	9300005650	11/30/2012	0.01
53482300	AWWSC Gen Tax CAPX	CF	9300005651	11/30/2012	0.09
53482300	AWWSC Gen Tax CAPX	CF	9300005651	11/30/2012	0.05
53482300	AWWSC Gen Tax CAPX	CF	9300005651	11/30/2012	0.44
53482300	AWWSC Gen Tax CAPX	CF	9300005651	11/30/2012	0.01
53482300	AWWSC Gen Tax CAPX	CF	9300005652	11/30/2012	0.22
53482300	AWWSC Gen Tax CAPX	CF	9300005652	11/30/2012	0.16
53482300	AWWSC Gen Tax CAPX	CF	9300005652	11/30/2012	0.22
53482300	AWWSC Gen Tax CAPX	CF	9300005653	11/30/2012	0.01
53482300	AWWSC Gen Tax CAPX	CF	9300005653	11/30/2012	0.21
53482300	AWWSC Gen Tax CAPX	CF	9300005654	11/30/2012	0.01
53482300	AWWSC Gen Tax CAPX	CF	9300005655	11/30/2012	0.04
53482300	AWWSC Gen Tax CAPX	CF	9300005655	11/30/2012	0.07
53482300	AWWSC Gen Tax CAPX	CF	9300005655	11/30/2012	(0.46)
53482300	AWWSC Gen Tax CAPX	CF	9300005659	11/30/2012	(0.05)
53482300	AWWSC Gen Tax CAPX	CF	9300005660	11/30/2012	(0.02)
53482300	AWWSC Gen Tax CAPX	CF	9300005661	11/30/2012	(0.01)
53482300	AWWSC Gen Tax CAPX	CF	9300005661	11/30/2012	(0.03)
53482300	AWWSC Gen Tax CAPX	CF	9300005662	11/30/2012	0.01
53482300	AWWSC Gen Tax CAPX	CF	9300005662	11/30/2012	(0.03)
53482300	AWWSC Gen Tax CAPX	CF	9300005664	11/30/2012	0.04
53482300	AWWSC Gen Tax CAPX	CF	9300005665	11/30/2012	0.02
53482300	AWWSC Gen Tax CAPX	CF	9300005671	11/30/2012	23.38
53482300	AWWSC Gen Tax CAPX	CF	9300005682	11/30/2012	16.41
53482300	AWWSC Gen Tax CAPX	CF	9300005690	11/30/2012	9.47
53482300	AWWSC Gen Tax CAPX	CF	9300005706	11/30/2012	23.40
53482300	AWWSC Gen Tax CAPX	CF	9300005715	11/30/2012	84.92
53482300	AWWSC Gen Tax CAPX	CF	9300005716	11/30/2012	42.45
53482300	AWWSC Gen Tax CAPX	CF	9300005721	11/30/2012	0.15
53482300	AWWSC Gen Tax CAPX	CF	9300005722	11/30/2012	20.61
53482300	AWWSC Gen Tax CAPX	CF	9300005724	11/30/2012	3.43
53482300	AWWSC Gen Tax CAPX	CF	9300005729	11/30/2012	1.94
53482300	AWWSC Gen Tax CAPX	CF	9300005729	11/30/2012	(16.96)
53482300	AWWSC Gen Tax CAPX	CF	9300005730	11/30/2012	0.05
53482300	AWWSC Gen Tax CAPX	CF	9300005731	11/30/2012	1.49
53482300	AWWSC Gen Tax CAPX	CF	9300005731	11/30/2012	(3.45)
53482300	AWWSC Gen Tax CAPX	CF	9300005732	11/30/2012	(0.24)
53482300	AWWSC Gen Tax CAPX	CF	9300005733	11/30/2012	115.18

Kentucky American Water Company  
Case No. 2012-00520  
Response to PSC DR1, Item 31

Account	Description	Doc Type	Document Number	Posting Date	Amount
53482300	AWWSC Gen Tax CAPX	CF	9300005734	11/30/2012	8.19
53482300	AWWSC Gen Tax CAPX	CF	9300005734	11/30/2012	5.74
53482300	AWWSC Gen Tax CAPX	CF	9300005735	11/30/2012	(0.06)
53482300	AWWSC Gen Tax CAPX	CF	9300005735	11/30/2012	0.02
53482300	AWWSC Gen Tax CAPX	CF	9300005737	11/30/2012	(0.12)
53482300	AWWSC Gen Tax CAPX	CF	9300005737	11/30/2012	0.01
53482300	AWWSC Gen Tax CAPX	UT	9300005765	11/30/2012	151.08
53482300	AWWSC Gen Tax CAPX	UT	9300005764	11/30/2012	(705.52)
53482300	AWWSC Gen Tax CAPX	UT	9300005764	11/30/2012	(141.07)
53482300	AWWSC Gen Tax CAPX	UZ	2000000576	11/30/2012	354.13
53482300	AWWSC Gen Tax CAPX	UZ	2000000576	11/30/2012	(1.85)
53482300	AWWSC Gen Tax CAPX	UZ	2000000578	11/30/2012	(1.94)
53482300	AWWSC Gen Tax CAPX	UZ	2000000576	11/30/2012	(4.90)
53482300	AWWSC Gen Tax CAPX	UZ	2000000580	11/30/2012	(15.44)
53482300	AWWSC Gen Tax CAPX	UZ	2000000576	11/30/2012	(1.29)
53482300	AWWSC Gen Tax CAPX	UZ	2000000578	11/30/2012	(0.97)
53482300	AWWSC Gen Tax CAPX	UZ	2000000575	11/30/2012	(0.82)
53482300	AWWSC Gen Tax CAPX	UZ	2000000576	11/30/2012	0.63
53482300	AWWSC Gen Tax CAPX	UZ	2000000576	11/30/2012	(19.32)
53482300	AWWSC Gen Tax CAPX	UZ	2000000576	11/30/2012	(61.74)
53482300	AWWSC Gen Tax CAPX	UZ	2000000575	11/30/2012	(108.40)
53482300	AWWSC Gen Tax CAPX	UZ	2000000575	11/30/2012	(11.48)
53482300	AWWSC Gen Tax CAPX	UZ	2000000575	11/30/2012	(32.05)
53482300	AWWSC Gen Tax CAPX	UZ	2000000578	11/30/2012	(0.52)
53482300	AWWSC Gen Tax CAPX	UZ	2000000576	11/30/2012	(22.84)
53482300	AWWSC Gen Tax CAPX	UZ	2000000578	11/30/2012	0.03
53482300	AWWSC Gen Tax CAPX	UZ	2000000576	11/30/2012	1.85
53482300	AWWSC Gen Tax CAPX	UZ	2000000578	11/30/2012	(7.92)
53482300	AWWSC Gen Tax CAPX	UZ	2000000578	11/30/2012	3.73
53482300	AWWSC Gen Tax CAPX	UZ	2000000576	11/30/2012	41.45
53482300	AWWSC Gen Tax CAPX	UZ	2000000578	11/30/2012	(6.96)
53482300	AWWSC Gen Tax CAPX	UZ	2000000580	11/30/2012	1.40
53482300	AWWSC Gen Tax CAPX	UZ	2000000578	11/30/2012	(20.24)
53482300	AWWSC Gen Tax CAPX	UZ	2000000578	11/30/2012	(9.45)
53482300	AWWSC Gen Tax CAPX	UZ	2000000575	11/30/2012	(21.89)
53482300	AWWSC Gen Tax CAPX	UZ	2000000576	11/30/2012	(1.99)
53482300	AWWSC Gen Tax CAPX	UZ	2000000578	11/30/2012	(3.40)
53482300	AWWSC Gen Tax CAPX	UZ	2000000578	11/30/2012	2.43
53482300	AWWSC Gen Tax CAPX	UZ	2000000575	11/30/2012	1.43
53482300	AWWSC Gen Tax CAPX	UZ	2000000576	11/30/2012	(0.73)
53482300	AWWSC Gen Tax CAPX	UZ	2000000575	11/30/2012	(0.49)
53482300	AWWSC Gen Tax CAPX	UZ	2000000576	11/30/2012	(0.73)
53482300	AWWSC Gen Tax CAPX	UZ	2000000578	11/30/2012	(0.30)
53482300	AWWSC Gen Tax CAPX	UZ	2000000576	11/30/2012	(1.89)
53482300	AWWSC Gen Tax CAPX	UZ	2000000575	11/30/2012	1.71
53482300	AWWSC Gen Tax CAPX	UZ	2000000576	11/30/2012	(3.33)
53482300	AWWSC Gen Tax CAPX	UZ	2000000580	11/30/2012	(0.03)
53482300	AWWSC Gen Tax CAPX	UZ	2000000576	11/30/2012	(22.87)
53482300	AWWSC Gen Tax CAPX	UZ	2000000578	11/30/2012	(25.93)
53482300	AWWSC Gen Tax CAPX	UZ	2000000578	11/30/2012	(41.69)
53482300	AWWSC Gen Tax CAPX	UZ	2000000580	11/30/2012	(11.19)
53482300	AWWSC Gen Tax CAPX	UZ	2000000578	11/30/2012	(2.67)
53482300	AWWSC Gen Tax CAPX	UZ	2000000578	11/30/2012	(1.83)

Kentucky American Water Company  
Case No. 2012-00520  
Response to PSC DR1, Item 31

Account	Description	Doc Type	Document Number	Posting Date	Amount
53482300	AWWSC Gen Tax CAPX	UZ	2000000580	11/30/2012	(18.94)
53482300	AWWSC Gen Tax CAPX	UZ	2000000576	11/30/2012	(19.73)
53482300	AWWSC Gen Tax CAPX	UZ	2000000576	11/30/2012	0.60
53482300	AWWSC Gen Tax CAPX	UZ	2000000576	11/30/2012	(40.86)
53482300	AWWSC Gen Tax CAPX	UZ	2000000576	11/30/2012	(24.57)
53482300	AWWSC Gen Tax CAPX	UZ	2000000575	11/30/2012	(11.66)
53482300	AWWSC Gen Tax CAPX	UZ	2000000575	11/30/2012	(6.84)
53482300	AWWSC Gen Tax CAPX	UZ	2000000575	11/30/2012	(10.88)
53482300	AWWSC Gen Tax CAPX	UZ	2000000580	11/30/2012	(10.88)
53482300	AWWSC Gen Tax CAPX	UZ	2000000575	11/30/2012	0.14
53482300	AWWSC Gen Tax CAPX	UZ	2000000578	11/30/2012	(34.36)
53482300	AWWSC Gen Tax CAPX	UZ	2000000580	11/30/2012	(17.53)
53482300	AWWSC Gen Tax CAPX	UZ	2000000575	11/30/2012	0.18
53482300	AWWSC Gen Tax CAPX	UZ	2000000576	11/30/2012	(372.93)
53482300	AWWSC Gen Tax CAPX	UZ	2000000578	11/30/2012	(178.76)
53482300	AWWSC Gen Tax CAPX	UZ	2000000580	11/30/2012	(8.48)
53482300	AWWSC Gen Tax CAPX	UZ	2000000576	11/30/2012	0.84
53482300	AWWSC Gen Tax CAPX	UZ	2000000578	11/30/2012	(3.57)
53482300	AWWSC Gen Tax CAPX	UZ	2000000578	11/30/2012	(19.27)
53482300	AWWSC Gen Tax CAPX	UZ	2000000576	11/30/2012	(5.77)
53482300	AWWSC Gen Tax CAPX	UZ	2000000576	11/30/2012	(2.23)
53482300	AWWSC Gen Tax CAPX	UZ	2000000578	11/30/2012	(10.88)
53482300	AWWSC Gen Tax CAPX	UZ	2000000580	11/30/2012	(10.90)
53482300	AWWSC Gen Tax CAPX	UZ	2000000576	11/30/2012	(10.88)
53482300	AWWSC Gen Tax CAPX	UZ	2000000580	11/30/2012	(50.51)
53482300	AWWSC Gen Tax CAPX	UZ	2000000576	11/30/2012	(121.53)
53482300	AWWSC Gen Tax CAPX	UZ	2000000580	11/30/2012	(113.70)
53482300	AWWSC Gen Tax CAPX	UZ	2000000576	11/30/2012	(1.15)
53482300	AWWSC Gen Tax CAPX	UZ	2000000578	11/30/2012	0.65
53482300	AWWSC Gen Tax CAPX	UZ	2000000578	11/30/2012	(5.01)
53482300	AWWSC Gen Tax CAPX	UZ	2000000580	11/30/2012	(3.51)
53482300	AWWSC Gen Tax CAPX	UZ	2000000580	11/30/2012	(30.68)
53482300	AWWSC Gen Tax CAPX	UZ	2000000576	11/30/2012	(17.51)
53482300	AWWSC Gen Tax CAPX	UZ	2000000578	11/30/2012	(30.50)
53482300	AWWSC Gen Tax CAPX	UZ	2000000576	11/30/2012	(20.55)
53482300	AWWSC Gen Tax CAPX	UZ	2000000576	11/30/2012	(9.09)
53482300	AWWSC Gen Tax CAPX	UZ	2000000576	11/30/2012	(7.93)
53482300	AWWSC Gen Tax CAPX	UZ	2000000576	11/30/2012	(17.61)
53482300	AWWSC Gen Tax CAPX	UZ	2000000575	11/30/2012	(21.33)
53482300	AWWSC Gen Tax CAPX	UZ	2000000576	11/30/2012	(0.34)
53482300	AWWSC Gen Tax CAPX	UZ	2000000576	11/30/2012	(0.34)
53482300	AWWSC Gen Tax CAPX	UZ	2000000576	11/30/2012	(0.34)
53482300	AWWSC Gen Tax CAPX	UZ	2000000580	11/30/2012	(3.89)
53482300	AWWSC Gen Tax CAPX	UZ	2000000580	11/30/2012	(12.61)
53482300	AWWSC Gen Tax CAPX	UZ	2000000576	11/30/2012	(20.60)
53482300	AWWSC Gen Tax CAPX	UZ	2000000578	11/30/2012	(30.35)
53482300	AWWSC Gen Tax CAPX	UZ	2000000578	11/30/2012	(6.74)
53482300	AWWSC Gen Tax CAPX	UZ	2000000576	11/30/2012	(5.93)
53482300	AWWSC Gen Tax CAPX	UZ	2000000576	11/30/2012	(27.44)
53482300	AWWSC Gen Tax CAPX	UZ	2000000578	11/30/2012	0.35
53482300	AWWSC Gen Tax CAPX	UZ	2000000576	11/30/2012	(3.36)
53482300	AWWSC Gen Tax CAPX	UZ	2000000578	11/30/2012	0.50
53482300	AWWSC Gen Tax CAPX	UZ	2000000576	11/30/2012	0.50

Kentucky American Water Company  
Case No. 2012-00520  
Response to PSC DR1, Item 31

Account	Description	Doc Type	Document Number	Posting Date	Amount
53482300	AWWSC Gen Tax CAPX	UZ	2000000578	11/30/2012	(3.36)
53482300	AWWSC Gen Tax CAPX	UZ	2000000576	11/30/2012	(24.41)
53482300	AWWSC Gen Tax CAPX	UZ	2000000575	11/30/2012	(30.66)
53482400	AWWSC Interest CAPX	CF	9300005628	11/30/2012	18.94
53482400	AWWSC Interest CAPX	CF	9300005628	11/30/2012	(1.04)
53482400	AWWSC Interest CAPX	CF	9300005636	11/30/2012	0.01
53482400	AWWSC Interest CAPX	CF	9300005640	11/30/2012	4.17
53482400	AWWSC Interest CAPX	CF	9300005646	11/30/2012	98.14
53482400	AWWSC Interest CAPX	CF	9300005647	11/30/2012	1.19
53482400	AWWSC Interest CAPX	CF	9300005647	11/30/2012	1.19
53482400	AWWSC Interest CAPX	CF	9300005649	11/30/2012	5.78
53482400	AWWSC Interest CAPX	CF	9300005651	11/30/2012	6.56
53482400	AWWSC Interest CAPX	CF	9300005652	11/30/2012	0.02
53482400	AWWSC Interest CAPX	CF	9300005653	11/30/2012	0.54
53482400	AWWSC Interest CAPX	CF	9300005654	11/30/2012	0.49
53482400	AWWSC Interest CAPX	CF	9300005656	11/30/2012	1.12
53482400	AWWSC Interest CAPX	CF	9300005658	11/30/2012	0.01
53482400	AWWSC Interest CAPX	CF	9300005703	11/30/2012	644.28
53482400	AWWSC Interest CAPX	CF	9300005713	11/30/2012	8.28
53482400	AWWSC Interest CAPX	CF	9300005733	11/30/2012	37.83
53482400	AWWSC Interest CAPX	CF	9300005736	11/30/2012	0.07
53482400	AWWSC Interest CAPX	UT	9300005764	11/30/2012	(160.48)
53482400	AWWSC Interest CAPX	UZ	2000000578	11/30/2012	(1.67)
53482400	AWWSC Interest CAPX	UZ	2000000575	11/30/2012	(1.67)
53482400	AWWSC Interest CAPX	UZ	2000000580	11/30/2012	(1.67)
53482400	AWWSC Interest CAPX	UZ	2000000580	11/30/2012	(3.34)
53482400	AWWSC Interest CAPX	UZ	2000000580	11/30/2012	(1.67)
53482400	AWWSC Interest CAPX	UZ	2000000576	11/30/2012	(1.67)
53482400	AWWSC Interest CAPX	UZ	2000000575	11/30/2012	(1.67)
53482400	AWWSC Interest CAPX	UZ	2000000580	11/30/2012	(5.02)
53482400	AWWSC Interest CAPX	UZ	2000000580	11/30/2012	(23.43)
53482400	AWWSC Interest CAPX	UZ	2000000578	11/30/2012	(26.77)
53482400	AWWSC Interest CAPX	UZ	2000000576	11/30/2012	(6.70)
53482400	AWWSC Interest CAPX	UZ	2000000580	11/30/2012	(13.82)
53482400	AWWSC Interest CAPX	UZ	2000000580	11/30/2012	(3.52)
53482400	AWWSC Interest CAPX	UZ	2000000578	11/30/2012	0.11
53482400	AWWSC Interest CAPX	UZ	2000000580	11/30/2012	(2.06)
53482400	AWWSC Interest CAPX	UZ	2000000576	11/30/2012	(5.02)
53482400	AWWSC Interest CAPX	UZ	2000000578	11/30/2012	(20.08)
53482400	AWWSC Interest CAPX	UZ	2000000578	11/30/2012	(1.67)
53482400	AWWSC Interest CAPX	UZ	2000000578	11/30/2012	(3.34)
53482400	AWWSC Interest CAPX	UZ	2000000578	11/30/2012	(5.28)
53482400	AWWSC Interest CAPX	UZ	2000000578	11/30/2012	(5.02)
53482400	AWWSC Interest CAPX	UZ	2000000580	11/30/2012	(6.70)
53482400	AWWSC Interest CAPX	UZ	2000000576	11/30/2012	(16.73)
53482400	AWWSC Interest CAPX	UZ	2000000576	11/30/2012	(3.34)
53482400	AWWSC Interest CAPX	UZ	2000000576	11/30/2012	(5.02)
53482400	AWWSC Interest CAPX	UZ	2000000575	11/30/2012	(5.02)
53482400	AWWSC Interest CAPX	UZ	2000000576	11/30/2012	(15.01)
53482400	AWWSC Interest CAPX	UZ	2000000580	11/30/2012	(15.06)
53482400	AWWSC Interest CAPX	UZ	2000000578	11/30/2012	(5.02)
53482400	AWWSC Interest CAPX	UZ	2000000580	11/30/2012	(3.34)
53482400	AWWSC Interest CAPX	UZ	2000000578	11/30/2012	(5.02)

Kentucky American Water Company  
Case No. 2012-00520  
Response to PSC DR1, Item 31

Account	Description	Doc Type	Document Number	Posting Date	Amount
53482400	AWWSC Interest CAPX	UZ	2000000576	11/30/2012	(5.02)
53482400	AWWSC Interest CAPX	UZ	2000000575	11/30/2012	(23.43)
53482400	AWWSC Interest CAPX	UZ	2000000578	11/30/2012	(8.37)
53482400	AWWSC Interest CAPX	UZ	2000000575	11/30/2012	(97.13)
53482400	AWWSC Interest CAPX	UZ	2000000578	11/30/2012	(71.95)
53482400	AWWSC Interest CAPX	UZ	2000000578	11/30/2012	(15.06)
53482400	AWWSC Interest CAPX	UZ	2000000578	11/30/2012	(3.34)
53482400	AWWSC Interest CAPX	UZ	2000000580	11/30/2012	(10.04)
53482400	AWWSC Interest CAPX	UZ	2000000578	11/30/2012	(5.02)
53482400	AWWSC Interest CAPX	UZ	2000000576	11/30/2012	(5.02)
53482400	AWWSC Interest CAPX	UZ	2000000576	11/30/2012	(5.02)
53482400	AWWSC Interest CAPX	UZ	2000000578	11/30/2012	(5.02)
53482400	AWWSC Interest CAPX	UZ	2000000578	11/30/2012	(46.85)
53482400	AWWSC Interest CAPX	UZ	2000000580	11/30/2012	(35.14)
53482400	AWWSC Interest CAPX	UZ	2000000580	11/30/2012	(3.34)
53482400	AWWSC Interest CAPX	UZ	2000000578	11/30/2012	(3.34)
53482400	AWWSC Interest CAPX	UZ	2000000576	11/30/2012	(3.34)
53482400	AWWSC Interest CAPX	UZ	2000000578	11/30/2012	(8.37)
53482400	AWWSC Interest CAPX	UZ	2000000578	11/30/2012	(5.02)
53482400	AWWSC Interest CAPX	UZ	2000000580	11/30/2012	(8.37)
53482400	AWWSC Interest CAPX	UZ	2000000580	11/30/2012	(10.04)
53482400	AWWSC Interest CAPX	UZ	2000000575	11/30/2012	(3.34)
53482400	AWWSC Interest CAPX	UZ	2000000575	11/30/2012	(1.67)
53482400	AWWSC Interest CAPX	UZ	2000000576	11/30/2012	(5.02)
53482400	AWWSC Interest CAPX	UZ	2000000576	11/30/2012	(5.02)
53482400	AWWSC Interest CAPX	UZ	2000000578	11/30/2012	(1.67)
53482400	AWWSC Interest CAPX	UZ	2000000578	11/30/2012	(3.34)
53482400	AWWSC Interest CAPX	UZ	2000000576	11/30/2012	(10.04)
53482400	AWWSC Interest CAPX	UZ	2000000575	11/30/2012	(10.04)
53482400	AWWSC Interest CAPX	UZ	2000000576	11/30/2012	(6.70)
53482400	AWWSC Interest CAPX	UZ	2000000578	11/30/2012	(5.02)
53482400	AWWSC Interest CAPX	UZ	2000000578	11/30/2012	(6.70)
53482400	AWWSC Interest CAPX	UZ	2000000575	11/30/2012	(6.70)
53482400	AWWSC Interest CAPX	UZ	2000000576	11/30/2012	(8.37)
53482500	AWWSC Oth Inc CAPX	CF	9300005625	11/30/2012	(1.13)
53482500	AWWSC Oth Inc CAPX	CF	9300005625	11/30/2012	(14.16)
53482500	AWWSC Oth Inc CAPX	CF	9300005626	11/30/2012	(2.49)
53482500	AWWSC Oth Inc CAPX	CF	9300005629	11/30/2012	(0.63)
53482500	AWWSC Oth Inc CAPX	CF	9300005629	11/30/2012	(0.52)
53482500	AWWSC Oth Inc CAPX	CF	9300005630	11/30/2012	(0.73)
53482500	AWWSC Oth Inc CAPX	CF	9300005630	11/30/2012	(1.38)
53482500	AWWSC Oth Inc CAPX	CF	9300005630	11/30/2012	(0.06)
53482500	AWWSC Oth Inc CAPX	CF	9300005631	11/30/2012	(1.08)
53482500	AWWSC Oth Inc CAPX	CF	9300005632	11/30/2012	(0.39)
53482500	AWWSC Oth Inc CAPX	CF	9300005633	11/30/2012	(0.08)
53482500	AWWSC Oth Inc CAPX	CF	9300005634	11/30/2012	(0.75)
53482500	AWWSC Oth Inc CAPX	CF	9300005634	11/30/2012	(0.18)
53482500	AWWSC Oth Inc CAPX	CF	9300005635	11/30/2012	(0.05)
53482500	AWWSC Oth Inc CAPX	CF	9300005636	11/30/2012	(0.01)
53482500	AWWSC Oth Inc CAPX	CF	9300005641	11/30/2012	(0.03)
53482500	AWWSC Oth Inc CAPX	CF	9300005642	11/30/2012	(0.28)
53482500	AWWSC Oth Inc CAPX	CF	9300005642	11/30/2012	(0.17)
53482500	AWWSC Oth Inc CAPX	CF	9300005644	11/30/2012	(0.07)

Kentucky American Water Company  
Case No. 2012-00520  
Response to PSC DR1, Item 31

Account	Description	Doc Type	Document Number	Posting Date	Amount
53482500	AWWSC Oth Inc CAPX	CF	9300005649	11/30/2012	(25.70)
53482500	AWWSC Oth Inc CAPX	CF	9300005655	11/30/2012	(0.51)
53482500	AWWSC Oth Inc CAPX	CF	9300005670	11/30/2012	(35.60)
53482500	AWWSC Oth Inc CAPX	CF	9300005714	11/30/2012	(2.61)
53482500	AWWSC Oth Inc CAPX	CF	9300005723	11/30/2012	(199.64)
53482500	AWWSC Oth Inc CAPX	CF	9300005730	11/30/2012	0.02
53482500	AWWSC Oth Inc CAPX	CF	9300005733	11/30/2012	(48.30)
53482500	AWWSC Oth Inc CAPX	CF	9300005734	11/30/2012	3.21
53482500	AWWSC Oth Inc CAPX	CF	9300005737	11/30/2012	(0.03)
53482500	AWWSC Oth Inc CAPX	CF	9300005737	11/30/2012	(0.03)
53482500	AWWSC Oth Inc CAPX	UT	9300005764	11/30/2012	91.90
53482500	AWWSC Oth Inc CAPX	UZ	2000000576	11/30/2012	0.61
53482500	AWWSC Oth Inc CAPX	UZ	2000000578	11/30/2012	0.61
53482500	AWWSC Oth Inc CAPX	UZ	2000000580	11/30/2012	0.61
53482500	AWWSC Oth Inc CAPX	UZ	2000000576	11/30/2012	1.21
53482500	AWWSC Oth Inc CAPX	UZ	2000000578	11/30/2012	0.61
53482500	AWWSC Oth Inc CAPX	UZ	2000000578	11/30/2012	0.61
53482500	AWWSC Oth Inc CAPX	UZ	2000000576	11/30/2012	0.61
53482500	AWWSC Oth Inc CAPX	UZ	2000000576	11/30/2012	1.83
53482500	AWWSC Oth Inc CAPX	UZ	2000000580	11/30/2012	8.53
53482500	AWWSC Oth Inc CAPX	UZ	2000000580	11/30/2012	9.76
53482500	AWWSC Oth Inc CAPX	UZ	2000000580	11/30/2012	2.45
53482500	AWWSC Oth Inc CAPX	UZ	2000000580	11/30/2012	2.45
53482500	AWWSC Oth Inc CAPX	UZ	2000000575	11/30/2012	0.46
53482500	AWWSC Oth Inc CAPX	UZ	2000000576	11/30/2012	2.57
53482500	AWWSC Oth Inc CAPX	UZ	2000000578	11/30/2012	1.83
53482500	AWWSC Oth Inc CAPX	UZ	2000000578	11/30/2012	7.32
53482500	AWWSC Oth Inc CAPX	UZ	2000000578	11/30/2012	0.61
53482500	AWWSC Oth Inc CAPX	UZ	2000000576	11/30/2012	1.21
53482500	AWWSC Oth Inc CAPX	UZ	2000000576	11/30/2012	1.86
53482500	AWWSC Oth Inc CAPX	UZ	2000000580	11/30/2012	1.83
53482500	AWWSC Oth Inc CAPX	UZ	2000000576	11/30/2012	2.45
53482500	AWWSC Oth Inc CAPX	UZ	2000000580	11/30/2012	6.11
53482500	AWWSC Oth Inc CAPX	UZ	2000000576	11/30/2012	1.21
53482500	AWWSC Oth Inc CAPX	UZ	2000000576	11/30/2012	1.83
53482500	AWWSC Oth Inc CAPX	UZ	2000000578	11/30/2012	1.83
53482500	AWWSC Oth Inc CAPX	UZ	2000000575	11/30/2012	5.38
53482500	AWWSC Oth Inc CAPX	UZ	2000000578	11/30/2012	5.49
53482500	AWWSC Oth Inc CAPX	UZ	2000000578	11/30/2012	1.83
53482500	AWWSC Oth Inc CAPX	UZ	2000000578	11/30/2012	1.21
53482500	AWWSC Oth Inc CAPX	UZ	2000000580	11/30/2012	1.83
53482500	AWWSC Oth Inc CAPX	UZ	2000000578	11/30/2012	1.83
53482500	AWWSC Oth Inc CAPX	UZ	2000000578	11/30/2012	8.53
53482500	AWWSC Oth Inc CAPX	UZ	2000000575	11/30/2012	3.05
53482500	AWWSC Oth Inc CAPX	UZ	2000000580	11/30/2012	35.44
53482500	AWWSC Oth Inc CAPX	UZ	2000000578	11/30/2012	26.24
53482500	AWWSC Oth Inc CAPX	UZ	2000000578	11/30/2012	5.49
53482500	AWWSC Oth Inc CAPX	UZ	2000000576	11/30/2012	1.21
53482500	AWWSC Oth Inc CAPX	UZ	2000000580	11/30/2012	3.66
53482500	AWWSC Oth Inc CAPX	UZ	2000000578	11/30/2012	1.83
53482500	AWWSC Oth Inc CAPX	UZ	2000000578	11/30/2012	1.83
53482500	AWWSC Oth Inc CAPX	UZ	2000000576	11/30/2012	1.83
53482500	AWWSC Oth Inc CAPX	UZ	2000000580	11/30/2012	1.83



Kentucky American Water Company  
Case No. 2012-00520  
Response to PSC DR1, Item 31

Account	Description	Doc Type	Document Number	Posting Date	Amount
53482500	AWWSC Oth Inc CAPX	UZ	2000000578	11/30/2012	17.08
53482500	AWWSC Oth Inc CAPX	UZ	2000000580	11/30/2012	12.81
53482500	AWWSC Oth Inc CAPX	UZ	2000000576	11/30/2012	1.21
53482500	AWWSC Oth Inc CAPX	UZ	2000000576	11/30/2012	1.21
53482500	AWWSC Oth Inc CAPX	UZ	2000000580	11/30/2012	1.21
53482500	AWWSC Oth Inc CAPX	UZ	2000000576	11/30/2012	3.05
53482500	AWWSC Oth Inc CAPX	UZ	2000000578	11/30/2012	1.83
53482500	AWWSC Oth Inc CAPX	UZ	2000000578	11/30/2012	3.05
53482500	AWWSC Oth Inc CAPX	UZ	2000000575	11/30/2012	3.66
53482500	AWWSC Oth Inc CAPX	UZ	2000000580	11/30/2012	1.21
53482500	AWWSC Oth Inc CAPX	UZ	2000000578	11/30/2012	0.61
53482500	AWWSC Oth Inc CAPX	UZ	2000000578	11/30/2012	1.83
53482500	AWWSC Oth Inc CAPX	UZ	2000000576	11/30/2012	1.83
53482500	AWWSC Oth Inc CAPX	UZ	2000000575	11/30/2012	0.61
53482500	AWWSC Oth Inc CAPX	UZ	2000000580	11/30/2012	1.21
53482500	AWWSC Oth Inc CAPX	UZ	2000000576	11/30/2012	3.66
53482500	AWWSC Oth Inc CAPX	UZ	2000000578	11/30/2012	3.66
53482500	AWWSC Oth Inc CAPX	UZ	2000000576	11/30/2012	2.45
53482500	AWWSC Oth Inc CAPX	UZ	2000000580	11/30/2012	1.83
53482500	AWWSC Oth Inc CAPX	UZ	2000000575	11/30/2012	2.45
53482500	AWWSC Oth Inc CAPX	UZ	2000000578	11/30/2012	2.45
53482500	AWWSC Oth Inc CAPX	UZ	2000000578	11/30/2012	3.05
53482600	AWWSC Inc Tax CAPX	CF	9300005628	11/30/2012	(54.58)
53482600	AWWSC Inc Tax CAPX	UT	9300005764	11/30/2012	48.65
53482600	AWWSC Inc Tax CAPX	UZ	2000000578	11/30/2012	5.93
54140000	Rents-Equip	SV	100002018	11/30/2012	496.95
54140000	Rents-Equip	SV	100002018	11/30/2012	595.26
54140000	Rents-Equip	SV	100002018	11/30/2012	1,299.21
54140000	Rents-Equip	SV	100002018	11/30/2012	134.99
54140000	Rents-Equip	SV	100002018	11/30/2012	1,082.60
54140000	Rents-Equip	SV	100002018	11/30/2012	692.48
54140000	Rents-Equip	WE	5000003393	11/30/2012	1.06
54140000	Rents-Equip	WE	5000003394	11/30/2012	1.06
54140000	Rents-Equip	WE	5000003396	11/30/2012	193.98
54140000	Rents-Equip	WE	5000003398	11/30/2012	(1.06)
54140000	Rents-Equip	WE	5000003399	11/30/2012	907.36
54140000	Rents-Equip	WE	5000003401	11/30/2012	(1.06)
54140000	Rents-Equip	WE	5000003403	11/30/2012	309.52
54140000	Rents-Equip	WE	5000003410	11/30/2012	463.22
54140000	Rents-Equip	WE	5000003416	11/30/2012	147.34
54140000	Rents-Equip	WE	5000003417	11/30/2012	93.28
54140000	Rents-Equip	WE	5000003420	11/30/2012	(93.28)
54140000	Rents-Equip	WE	5000003421	11/30/2012	93.28
54140000	Rents-Equip	WE	5000003422	11/30/2012	813.02
54140000	Rents-Equip	WE	5000003423	11/30/2012	195.04
54140000	Rents-Equip	WE	5000003424	11/30/2012	(195.04)
54140000	Rents-Equip	WE	5000003425	11/30/2012	195.04
54140000	Rents-Equip	WE	5000003426	11/30/2012	(813.02)
54140000	Rents-Equip	WE	5000003427	11/30/2012	813.02
54140000	Rents-Equip	WE	5000003428	11/30/2012	15.90
54140000	Rents-Equip	WE	5000003429	11/30/2012	195.04
54140000	Rents-Equip	WE	5000003430	11/30/2012	117.65
54140000	Rents-Equip	WE	5000003431	11/30/2012	(117.65)

## Kentucky American Water Company

Case No. 2012-00520

Response to PSC DR1, Item 31

Account	Description	Doc Type	Document Number	Posting Date	Amount
54140000	Rents-Equip	WE	5000003432	11/30/2012	117.66
54140000	Rents-Equip	KR	5000003441	11/30/2012	18.71
54140000	Rents-Equip	ZI	9000000265	11/30/2012	1,113.00
54140000	Rents-Equip	CS	9300004948	11/30/2012	(1,113.00)
54140000	Rents-Equip	CS	9300004356	11/30/2012	(210.28)
54140000	Rents-Equip	CS	9300004798	11/30/2012	(907.36)
54140000	Rents-Equip	CS	9300005781	11/30/2012	(496.95)
54140000	Rents-Equip	CS	9300004377	11/30/2012	(864.37)
54140000	Rents-Equip	CS	9300004821	11/30/2012	(667.80)
54140000	Rents-Equip	CS	9300005786	11/30/2012	(1,677.86)
54140000	Rents-Equip	CS	9300004855	11/30/2012	(585.12)
54140000	Rents-Equip	CS	9300005795	11/30/2012	(1,299.21)
54140000	Rents-Equip	CS	9300004869	11/30/2012	(1,276.24)
54140000	Rents-Equip	CS	9300005799	11/30/2012	(827.47)
54140000	Rents-Equip	CS	9300004805	11/30/2012	(15.90)
54140000	Rents-Equip	CS	9300004850	11/30/2012	(18.71)
54140013	Rents-Equip WT	CS	9300004948	11/30/2012	1,113.00
54140014	Rents-Equip TD	CS	9300004850	11/30/2012	18.71
54140016	Rents-Equip AG	CS	9300004356	11/30/2012	210.28
54140016	Rents-Equip AG	CS	9300004798	11/30/2012	907.36
54140016	Rents-Equip AG	CS	9300005781	11/30/2012	496.95
54140016	Rents-Equip AG	CS	9300004377	11/30/2012	864.37
54140016	Rents-Equip AG	CS	9300004821	11/30/2012	667.80
54140016	Rents-Equip AG	CS	9300005786	11/30/2012	1,677.86
54140016	Rents-Equip AG	CS	9300004855	11/30/2012	585.12
54140016	Rents-Equip AG	CS	9300005795	11/30/2012	1,299.21
54140016	Rents-Equip AG	CS	9300004869	11/30/2012	1,276.24
54140016	Rents-Equip AG	CS	9300005799	11/30/2012	827.47
54140016	Rents-Equip AG	CS	9300004805	11/30/2012	15.90
55000000	Transportation (O&M)	PA	7000000157	11/30/2012	(110.15)
55000000	Transportation (O&M)	ZI	9000000031	11/30/2012	70.67
55000000	Transportation (O&M)	ZI	9000000051	11/30/2012	12.00
55000000	Transportation (O&M)	ZI	9000000094	11/30/2012	18.50
55000000	Transportation (O&M)	ZI	9000000101	11/30/2012	74.59
55000000	Transportation (O&M)	ZI	9000000107	11/30/2012	75.00
55000000	Transportation (O&M)	ZI	9000000108	11/30/2012	12.00
55000000	Transportation (O&M)	ZI	9000000115	11/30/2012	14.00
55000000	Transportation (O&M)	ZI	9000000127	11/30/2012	158.47
55000000	Transportation (O&M)	ZI	9000000146	11/30/2012	75.00
55000000	Transportation (O&M)	ZI	9000000157	11/30/2012	75.00
55000000	Transportation (O&M)	ZI	9000000161	11/30/2012	75.00
55000000	Transportation (O&M)	ZI	9000000191	11/30/2012	50.00
55000000	Transportation (O&M)	ZI	9000000195	11/30/2012	19.95
55000000	Transportation (O&M)	ZI	9000000255	11/30/2012	30.72
55000000	Transportation (O&M)	ZI	9000000330	11/30/2012	25.48
55000000	Transportation (O&M)	ZI	9000000400	11/30/2012	36.88
55000000	Transportation (O&M)	ZI	9000000403	11/30/2012	25.15
55000000	Transportation (O&M)	ZI	9000000464	11/30/2012	6.35
55000000	Transportation (O&M)	ZI	9000000486	11/30/2012	6.88
55000000	Transportation (O&M)	ZI	9000000514	11/30/2012	2.65
55000000	Transportation (O&M)	ZI	9000000528	11/30/2012	67.00
55000000	Transportation (O&M)	ZI	9000000529	11/30/2012	75.00
55000000	Transportation (O&M)	ZI	9000000542	11/30/2012	6.00

Kentucky American Water Company  
Case No. 2012-00520  
Response to PSC DR1, Item 31

Account	Description	Doc Type	Document Number	Posting Date	Amount
55000000	Transportation (O&M)	ZI	9000000565	11/30/2012	6.16
55000000	Transportation (O&M)	ZI	9000000600	11/30/2012	14.99
55000000	Transportation (O&M)	ZI	9000000615	11/30/2012	166.00
55000000	Transportation (O&M)	ZI	9000000629	11/30/2012	7.41
55000000	Transportation (O&M)	ZI	9000000712	11/30/2012	5.69
55000000	Transportation (O&M)	ZI	9000000776	11/30/2012	212.02
55000000	Transportation (O&M)	ZI	9000000803	11/30/2012	6.00
55000000	Transportation (O&M)	ZI	9000000822	11/30/2012	61.40
55000000	Transportation (O&M)	ZI	9000000844	11/30/2012	30.00
55000000	Transportation (O&M)	ZI	9000000882	11/30/2012	5.41
55000000	Transportation (O&M)	ZI	9000000938	11/30/2012	14.00
55000000	Transportation (O&M)	ZI	9000001008	11/30/2012	26.49
55000000	Transportation (O&M)	ZI	9000001041	11/30/2012	16.40
55000000	Transportation (O&M)	ZI	9000001042	11/30/2012	121.84
55000000	Transportation (O&M)	ZI	9000001056	11/30/2012	1,095.00
55000000	Transportation (O&M)	ZI	9000001057	11/30/2012	54.85
55000000	Transportation (O&M)	ZI	9000001066	11/30/2012	192.83
55000000	Transportation (O&M)	ZI	9000001075	11/30/2012	17.99
55000000	Transportation (O&M)	ZI	9000001085	11/30/2012	5.00
55000000	Transportation (O&M)	ZI	9000001086	11/30/2012	29.86
55000000	Transportation (O&M)	ZI	9000001091	11/30/2012	67.15
55000000	Transportation (O&M)	ZI	9000001099	11/30/2012	219.99
55000000	Transportation (O&M)	ZI	9000001530	11/30/2012	6.00
55000000	Transportation (O&M)	CF	9300004250	11/30/2012	11.21
55000000	Transportation (O&M)	CF	9300004250	11/30/2012	(11.21)
55000000	Transportation (O&M)	CF	9300004251	11/30/2012	1.32
55000000	Transportation (O&M)	CF	9300004251	11/30/2012	(1.32)
55000000	Transportation (O&M)	CF	9300004252	11/30/2012	9.56
55000000	Transportation (O&M)	CF	9300004252	11/30/2012	(9.56)
55000000	Transportation (O&M)	CF	9300004253	11/30/2012	19.11
55000000	Transportation (O&M)	CF	9300004253	11/30/2012	(19.11)
55000000	Transportation (O&M)	CF	9300004254	11/30/2012	13.01
55000000	Transportation (O&M)	CF	9300004254	11/30/2012	(13.01)
55000000	Transportation (O&M)	CF	9300004255	11/30/2012	(9.56)
55000000	Transportation (O&M)	CF	9300004255	11/30/2012	9.56
55000000	Transportation (O&M)	CF	9300004256	11/30/2012	1.32
55000000	Transportation (O&M)	CF	9300004256	11/30/2012	(1.32)
55000000	Transportation (O&M)	CF	9300004257	11/30/2012	10.96
55000000	Transportation (O&M)	CF	9300004257	11/30/2012	(10.96)
55000000	Transportation (O&M)	CF	9300004258	11/30/2012	9.35
55000000	Transportation (O&M)	CF	9300004258	11/30/2012	(9.35)
55000000	Transportation (O&M)	CF	9300004259	11/30/2012	(11.21)
55000000	Transportation (O&M)	CF	9300004259	11/30/2012	11.21
55000000	Transportation (O&M)	CF	9300004260	11/30/2012	(1.32)
55000000	Transportation (O&M)	CF	9300004260	11/30/2012	1.32
55000000	Transportation (O&M)	CF	9300004261	11/30/2012	(9.56)
55000000	Transportation (O&M)	CF	9300004261	11/30/2012	9.56
55000000	Transportation (O&M)	CF	9300004262	11/30/2012	(19.11)
55000000	Transportation (O&M)	CF	9300004262	11/30/2012	19.11
55000000	Transportation (O&M)	CF	9300004263	11/30/2012	(13.01)
55000000	Transportation (O&M)	CF	9300004263	11/30/2012	13.01
55000000	Transportation (O&M)	CF	9300004264	11/30/2012	(9.56)
55000000	Transportation (O&M)	CF	9300004264	11/30/2012	9.56

Kentucky American Water Company  
Case No. 2012-00520  
Response to PSC DR1, Item 31

Account	Description	Doc Type	Document Number	Posting Date	Amount
55000000	Transportation (O&M)	CF	9300004265	11/30/2012	(1.32)
55000000	Transportation (O&M)	CF	9300004265	11/30/2012	1.32
55000000	Transportation (O&M)	CF	9300004266	11/30/2012	(10.96)
55000000	Transportation (O&M)	CF	9300004266	11/30/2012	10.96
55000000	Transportation (O&M)	CF	9300004267	11/30/2012	(9.35)
55000000	Transportation (O&M)	CF	9300004267	11/30/2012	9.35
55000000	Transportation (O&M)	CF	9300004268	11/30/2012	(264.29)
55000000	Transportation (O&M)	CF	9300004268	11/30/2012	264.29
55000000	Transportation (O&M)	CF	9300004269	11/30/2012	(18.76)
55000000	Transportation (O&M)	CF	9300004269	11/30/2012	18.76
55000000	Transportation (O&M)	CF	9300004270	11/30/2012	(2,572.80)
55000000	Transportation (O&M)	CF	9300004270	11/30/2012	2,572.80
55000000	Transportation (O&M)	CF	9300004271	11/30/2012	(11.03)
55000000	Transportation (O&M)	CF	9300004271	11/30/2012	11.03
55000000	Transportation (O&M)	CF	9300004272	11/30/2012	(27.42)
55000000	Transportation (O&M)	CF	9300004272	11/30/2012	27.42
55000000	Transportation (O&M)	CF	9300004273	11/30/2012	(235.55)
55000000	Transportation (O&M)	CF	9300004273	11/30/2012	235.55
55000000	Transportation (O&M)	CF	9300004274	11/30/2012	(193.50)
55000000	Transportation (O&M)	CF	9300004274	11/30/2012	193.50
55000000	Transportation (O&M)	CF	9300004275	11/30/2012	24.94
55000000	Transportation (O&M)	CF	9300004275	11/30/2012	(24.94)
55000000	Transportation (O&M)	CF	9300004276	11/30/2012	(1,153.38)
55000000	Transportation (O&M)	CF	9300004276	11/30/2012	1,153.38
55000000	Transportation (O&M)	CF	9300004277	11/30/2012	(40.85)
55000000	Transportation (O&M)	CF	9300004277	11/30/2012	40.85
55000000	Transportation (O&M)	CF	9300004278	11/30/2012	(166.72)
55000000	Transportation (O&M)	CF	9300004278	11/30/2012	166.72
55000000	Transportation (O&M)	CF	9300004279	11/30/2012	(58.99)
55000000	Transportation (O&M)	CF	9300004279	11/30/2012	58.99
55000000	Transportation (O&M)	CF	9300004280	11/30/2012	(39.24)
55000000	Transportation (O&M)	CF	9300004280	11/30/2012	39.24
55000000	Transportation (O&M)	CF	9300004281	11/30/2012	(746.68)
55000000	Transportation (O&M)	CF	9300004281	11/30/2012	746.68
55000000	Transportation (O&M)	CF	9300004282	11/30/2012	(0.91)
55000000	Transportation (O&M)	CF	9300004282	11/30/2012	0.91
55000000	Transportation (O&M)	CF	9300004283	11/30/2012	(15.37)
55000000	Transportation (O&M)	CF	9300004283	11/30/2012	15.37
55000000	Transportation (O&M)	CF	9300004284	11/30/2012	(203.10)
55000000	Transportation (O&M)	CF	9300004284	11/30/2012	203.10
55000000	Transportation (O&M)	CF	9300004285	11/30/2012	(159.17)
55000000	Transportation (O&M)	CF	9300004285	11/30/2012	159.17
55000000	Transportation (O&M)	CF	9300004286	11/30/2012	(59.32)
55000000	Transportation (O&M)	CF	9300004286	11/30/2012	59.32
55000000	Transportation (O&M)	CF	9300004287	11/30/2012	(74.67)
55000000	Transportation (O&M)	CF	9300004287	11/30/2012	74.67
55000000	Transportation (O&M)	CF	9300004288	11/30/2012	(94.18)
55000000	Transportation (O&M)	CF	9300004288	11/30/2012	94.18
55000000	Transportation (O&M)	CF	9300004289	11/30/2012	(124.29)
55000000	Transportation (O&M)	CF	9300004289	11/30/2012	124.29
55000000	Transportation (O&M)	CF	9300004290	11/30/2012	(7.90)
55000000	Transportation (O&M)	CF	9300004290	11/30/2012	7.90
55000000	Transportation (O&M)	CF	9300004291	11/30/2012	(353.45)

Kentucky American Water Company  
Case No. 2012-00520  
Response to PSC DR1, Item 31

Account	Description	Doc Type	Document Number	Posting Date	Amount
55000000	Transportation (O&M)	CF	9300004291	11/30/2012	353.45
55000000	Transportation (O&M)	CF	9300004292	11/30/2012	(373.52)
55000000	Transportation (O&M)	CF	9300004292	11/30/2012	373.52
55000000	Transportation (O&M)	CF	9300004293	11/30/2012	(125.95)
55000000	Transportation (O&M)	CF	9300004293	11/30/2012	125.95
55000000	Transportation (O&M)	CF	9300004294	11/30/2012	(30.57)
55000000	Transportation (O&M)	CF	9300004294	11/30/2012	30.57
55000000	Transportation (O&M)	CF	9300004295	11/30/2012	(140.13)
55000000	Transportation (O&M)	CF	9300004295	11/30/2012	140.13
55000000	Transportation (O&M)	CF	9300004296	11/30/2012	(119.42)
55000000	Transportation (O&M)	CF	9300004296	11/30/2012	119.42
55000000	Transportation (O&M)	CF	9300004297	11/30/2012	(71.91)
55000000	Transportation (O&M)	CF	9300004297	11/30/2012	71.91
55000000	Transportation (O&M)	CF	9300004298	11/30/2012	(187.99)
55000000	Transportation (O&M)	CF	9300004298	11/30/2012	187.99
55000000	Transportation (O&M)	CF	9300004299	11/30/2012	(129.91)
55000000	Transportation (O&M)	CF	9300004299	11/30/2012	129.91
55000000	Transportation (O&M)	CF	9300004300	11/30/2012	(345.91)
55000000	Transportation (O&M)	CF	9300004300	11/30/2012	345.91
55000000	Transportation (O&M)	CF	9300004301	11/30/2012	(116.09)
55000000	Transportation (O&M)	CF	9300004301	11/30/2012	116.09
55000000	Transportation (O&M)	CF	9300004302	11/30/2012	7.48
55000000	Transportation (O&M)	CF	9300004302	11/30/2012	(7.48)
55000000	Transportation (O&M)	CF	9300004303	11/30/2012	213.16
55000000	Transportation (O&M)	CF	9300004303	11/30/2012	(213.16)
55000000	Transportation (O&M)	CF	9300004304	11/30/2012	38.51
55000000	Transportation (O&M)	CF	9300004304	11/30/2012	(38.51)
55000000	Transportation (O&M)	CF	9300004305	11/30/2012	(9.12)
55000000	Transportation (O&M)	CF	9300004305	11/30/2012	9.12
55000000	Transportation (O&M)	CF	9300004306	11/30/2012	12.32
55000000	Transportation (O&M)	CF	9300004306	11/30/2012	(12.32)
55000000	Transportation (O&M)	CF	9300004307	11/30/2012	74.13
55000000	Transportation (O&M)	CF	9300004307	11/30/2012	(74.13)
55000000	Transportation (O&M)	CF	9300004308	11/30/2012	(152.31)
55000000	Transportation (O&M)	CF	9300004308	11/30/2012	152.31
55000000	Transportation (O&M)	CF	9300004309	11/30/2012	(53.75)
55000000	Transportation (O&M)	CF	9300004309	11/30/2012	53.75
55000000	Transportation (O&M)	CF	9300004310	11/30/2012	(20.41)
55000000	Transportation (O&M)	CF	9300004310	11/30/2012	20.41
55000000	Transportation (O&M)	CF	9300004311	11/30/2012	(24.32)
55000000	Transportation (O&M)	CF	9300004311	11/30/2012	24.32
55000000	Transportation (O&M)	CF	9300004312	11/30/2012	78.51
55000000	Transportation (O&M)	CF	9300004312	11/30/2012	(78.51)
55000000	Transportation (O&M)	CF	9300004313	11/30/2012	(4.91)
55000000	Transportation (O&M)	CF	9300004313	11/30/2012	4.91
55000000	Transportation (O&M)	CF	9300004314	11/30/2012	(36.24)
55000000	Transportation (O&M)	CF	9300004314	11/30/2012	36.24
55000000	Transportation (O&M)	CF	9300004315	11/30/2012	(73.42)
55000000	Transportation (O&M)	CF	9300004315	11/30/2012	73.42
55000000	Transportation (O&M)	CF	9300004316	11/30/2012	12.62
55000000	Transportation (O&M)	CF	9300004316	11/30/2012	(12.62)
55000000	Transportation (O&M)	CF	9300004317	11/30/2012	(3.71)
55000000	Transportation (O&M)	CF	9300004317	11/30/2012	3.71

Kentucky American Water Company  
Case No. 2012-00520  
Response to PSC DR1, Item 31

Account	Description	Doc Type	Document Number	Posting Date	Amount
55000000	Transportation (O&M)	CF	9300004318	11/30/2012	5.58
55000000	Transportation (O&M)	CF	9300004318	11/30/2012	(5.58)
55000000	Transportation (O&M)	CF	9300004319	11/30/2012	(1.58)
55000000	Transportation (O&M)	CF	9300004319	11/30/2012	1.58
55000000	Transportation (O&M)	CF	9300004320	11/30/2012	5.08
55000000	Transportation (O&M)	CF	9300004320	11/30/2012	(5.08)
55000000	Transportation (O&M)	CF	9300004321	11/30/2012	14.08
55000000	Transportation (O&M)	CF	9300004321	11/30/2012	(14.08)
55000000	Transportation (O&M)	CF	9300004322	11/30/2012	(24.10)
55000000	Transportation (O&M)	CF	9300004322	11/30/2012	24.10
55000000	Transportation (O&M)	CF	9300004323	11/30/2012	(48.48)
55000000	Transportation (O&M)	CF	9300004323	11/30/2012	48.48
55000000	Transportation (O&M)	CF	9300004324	11/30/2012	56.24
55000000	Transportation (O&M)	CF	9300004324	11/30/2012	(56.24)
55000000	Transportation (O&M)	CF	9300004325	11/30/2012	(98.21)
55000000	Transportation (O&M)	CF	9300004325	11/30/2012	98.21
55000000	Transportation (O&M)	CF	9300004326	11/30/2012	(51.93)
55000000	Transportation (O&M)	CF	9300004326	11/30/2012	51.93
55000000	Transportation (O&M)	CF	9300004327	11/30/2012	(102.56)
55000000	Transportation (O&M)	CF	9300004327	11/30/2012	102.56
55000000	Transportation (O&M)	CF	9300004328	11/30/2012	(4.49)
55000000	Transportation (O&M)	CF	9300004328	11/30/2012	4.49
55000000	Transportation (O&M)	CF	9300004329	11/30/2012	(41.73)
55000000	Transportation (O&M)	CF	9300004329	11/30/2012	41.73
55000000	Transportation (O&M)	CF	9300004330	11/30/2012	(30.76)
55000000	Transportation (O&M)	CF	9300004330	11/30/2012	30.76
55000000	Transportation (O&M)	CF	9300004331	11/30/2012	(94.92)
55000000	Transportation (O&M)	CF	9300004331	11/30/2012	94.92
55000000	Transportation (O&M)	CF	9300004332	11/30/2012	(201.76)
55000000	Transportation (O&M)	CF	9300004332	11/30/2012	201.76
55000000	Transportation (O&M)	CF	9300004333	11/30/2012	(6.74)
55000000	Transportation (O&M)	CF	9300004333	11/30/2012	6.74
55000000	Transportation (O&M)	CF	9300004334	11/30/2012	(89.35)
55000000	Transportation (O&M)	CF	9300004334	11/30/2012	89.35
55000000	Transportation (O&M)	CF	9300004335	11/30/2012	(9.51)
55000000	Transportation (O&M)	CF	9300004335	11/30/2012	9.51
55000000	Transportation (O&M)	CF	9300004336	11/30/2012	(30.43)
55000000	Transportation (O&M)	CF	9300004336	11/30/2012	30.43
55000000	Transportation (O&M)	CF	9300004337	11/30/2012	(70.03)
55000000	Transportation (O&M)	CF	9300004337	11/30/2012	70.03
55000000	Transportation (O&M)	CF	9300004338	11/30/2012	(4.92)
55000000	Transportation (O&M)	CF	9300004338	11/30/2012	4.92
55000000	Transportation (O&M)	CF	9300004339	11/30/2012	(7.94)
55000000	Transportation (O&M)	CF	9300004339	11/30/2012	7.94
55000000	Transportation (O&M)	CF	9300004340	11/30/2012	7.25
55000000	Transportation (O&M)	CF	9300004340	11/30/2012	(7.25)
55000000	Transportation (O&M)	CF	9300004341	11/30/2012	(55.06)
55000000	Transportation (O&M)	CF	9300004341	11/30/2012	55.06
55000000	Transportation (O&M)	CF	9300004342	11/30/2012	(8.84)
55000000	Transportation (O&M)	CF	9300004342	11/30/2012	8.84
55000000	Transportation (O&M)	CF	9300004343	11/30/2012	35.71
55000000	Transportation (O&M)	CF	9300004343	11/30/2012	(35.71)
55000000	Transportation (O&M)	CF	9300004344	11/30/2012	0.54

Kentucky American Water Company  
Case No. 2012-00520  
Response to PSC DR1, Item 31

Account	Description	Doc Type	Document Number	Posting Date	Amount
55000000	Transportation (O&M)	CF	9300004344	11/30/2012	(0.54)
55000000	Transportation (O&M)	CF	9300004345	11/30/2012	(43.57)
55000000	Transportation (O&M)	CF	9300004345	11/30/2012	43.57
55000000	Transportation (O&M)	CF	9300004346	11/30/2012	(15.47)
55000000	Transportation (O&M)	CF	9300004346	11/30/2012	15.47
55000000	Transportation (O&M)	CF	9300004348	11/30/2012	264.29
55000000	Transportation (O&M)	CF	9300004348	11/30/2012	(264.29)
55000000	Transportation (O&M)	CF	9300004350	11/30/2012	11.03
55000000	Transportation (O&M)	CF	9300004350	11/30/2012	(11.03)
55000000	Transportation (O&M)	CF	9300004352	11/30/2012	27.42
55000000	Transportation (O&M)	CF	9300004352	11/30/2012	(27.42)
55000000	Transportation (O&M)	CF	9300004357	11/30/2012	353.45
55000000	Transportation (O&M)	CF	9300004357	11/30/2012	(353.45)
55000000	Transportation (O&M)	CF	9300004364	11/30/2012	59.32
55000000	Transportation (O&M)	CF	9300004364	11/30/2012	(59.32)
55000000	Transportation (O&M)	CF	9300004366	11/30/2012	94.18
55000000	Transportation (O&M)	CF	9300004366	11/30/2012	(94.18)
55000000	Transportation (O&M)	CF	9300004369	11/30/2012	235.55
55000000	Transportation (O&M)	CF	9300004369	11/30/2012	(235.55)
55000000	Transportation (O&M)	CF	9300004371	11/30/2012	(24.94)
55000000	Transportation (O&M)	CF	9300004371	11/30/2012	24.94
55000000	Transportation (O&M)	CF	9300004373	11/30/2012	58.99
55000000	Transportation (O&M)	CF	9300004373	11/30/2012	(58.99)
55000000	Transportation (O&M)	CF	9300004375	11/30/2012	129.91
55000000	Transportation (O&M)	CF	9300004375	11/30/2012	(129.91)
55000000	Transportation (O&M)	CF	9300004378	11/30/2012	7.90
55000000	Transportation (O&M)	CF	9300004378	11/30/2012	(7.90)
55000000	Transportation (O&M)	CF	9300004380	11/30/2012	373.52
55000000	Transportation (O&M)	CF	9300004380	11/30/2012	(373.52)
55000000	Transportation (O&M)	CF	9300004384	11/30/2012	746.68
55000000	Transportation (O&M)	CF	9300004384	11/30/2012	(746.68)
55000000	Transportation (O&M)	CF	9300004388	11/30/2012	140.13
55000000	Transportation (O&M)	CF	9300004388	11/30/2012	(140.13)
55000000	Transportation (O&M)	CF	9300004390	11/30/2012	0.91
55000000	Transportation (O&M)	CF	9300004390	11/30/2012	(0.91)
55000000	Transportation (O&M)	CF	9300004394	11/30/2012	203.10
55000000	Transportation (O&M)	CF	9300004394	11/30/2012	(203.10)
55000000	Transportation (O&M)	CF	9300004397	11/30/2012	124.29
55000000	Transportation (O&M)	CF	9300004397	11/30/2012	(124.29)
55000000	Transportation (O&M)	CF	9300004401	11/30/2012	193.50
55000000	Transportation (O&M)	CF	9300004401	11/30/2012	(193.50)
55000000	Transportation (O&M)	CF	9300004403	11/30/2012	39.24
55000000	Transportation (O&M)	CF	9300004403	11/30/2012	(39.24)
55000000	Transportation (O&M)	CF	9300004405	11/30/2012	119.42
55000000	Transportation (O&M)	CF	9300004405	11/30/2012	(119.42)
55000000	Transportation (O&M)	CF	9300004407	11/30/2012	187.99
55000000	Transportation (O&M)	CF	9300004407	11/30/2012	(187.99)
55000000	Transportation (O&M)	CF	9300004412	11/30/2012	2,572.80
55000000	Transportation (O&M)	CF	9300004412	11/30/2012	(2,572.80)
55000000	Transportation (O&M)	CF	9300004414	11/30/2012	159.17
55000000	Transportation (O&M)	CF	9300004414	11/30/2012	(159.17)
55000000	Transportation (O&M)	CF	9300004416	11/30/2012	30.57
55000000	Transportation (O&M)	CF	9300004416	11/30/2012	(30.57)

Kentucky American Water Company  
Case No. 2012-00520  
Response to PSC DR1, Item 31

Account	Description	Doc Type	Document Number	Posting Date	Amount
55000000	Transportation (O&M)	CF	9300004418	11/30/2012	71.91
55000000	Transportation (O&M)	CF	9300004418	11/30/2012	(71.91)
55000000	Transportation (O&M)	CF	9300004420	11/30/2012	15.37
55000000	Transportation (O&M)	CF	9300004420	11/30/2012	(15.37)
55000000	Transportation (O&M)	CF	9300004423	11/30/2012	40.85
55000000	Transportation (O&M)	CF	9300004423	11/30/2012	(40.85)
55000000	Transportation (O&M)	CF	9300004425	11/30/2012	74.67
55000000	Transportation (O&M)	CF	9300004425	11/30/2012	(74.67)
55000000	Transportation (O&M)	CF	9300004427	11/30/2012	18.76
55000000	Transportation (O&M)	CF	9300004427	11/30/2012	(18.76)
55000000	Transportation (O&M)	CF	9300004429	11/30/2012	1,153.38
55000000	Transportation (O&M)	CF	9300004429	11/30/2012	(1,153.38)
55000000	Transportation (O&M)	CF	9300004431	11/30/2012	166.72
55000000	Transportation (O&M)	CF	9300004431	11/30/2012	(166.72)
55000000	Transportation (O&M)	CF	9300004435	11/30/2012	125.95
55000000	Transportation (O&M)	CF	9300004435	11/30/2012	(125.95)
55000000	Transportation (O&M)	CF	9300004437	11/30/2012	345.91
55000000	Transportation (O&M)	CF	9300004437	11/30/2012	(345.91)
55000000	Transportation (O&M)	CF	9300004445	11/30/2012	2.48
55000000	Transportation (O&M)	CF	9300004445	11/30/2012	(2.48)
55000000	Transportation (O&M)	CF	9300004446	11/30/2012	9.88
55000000	Transportation (O&M)	CF	9300004446	11/30/2012	(9.88)
55000000	Transportation (O&M)	CF	9300004447	11/30/2012	29.28
55000000	Transportation (O&M)	CF	9300004447	11/30/2012	(29.28)
55000000	Transportation (O&M)	CF	9300004448	11/30/2012	25.50
55000000	Transportation (O&M)	CF	9300004448	11/30/2012	(25.50)
55000000	Transportation (O&M)	CF	9300004449	11/30/2012	29.65
55000000	Transportation (O&M)	CF	9300004449	11/30/2012	(29.65)
55000000	Transportation (O&M)	CF	9300004450	11/30/2012	4.95
55000000	Transportation (O&M)	CF	9300004450	11/30/2012	(4.95)
55000000	Transportation (O&M)	CF	9300004451	11/30/2012	1.97
55000000	Transportation (O&M)	CF	9300004451	11/30/2012	(1.97)
55000000	Transportation (O&M)	CF	9300004452	11/30/2012	1.97
55000000	Transportation (O&M)	CF	9300004452	11/30/2012	(1.97)
55000000	Transportation (O&M)	CF	9300004453	11/30/2012	1.97
55000000	Transportation (O&M)	CF	9300004453	11/30/2012	(1.97)
55000000	Transportation (O&M)	CF	9300004454	11/30/2012	1.97
55000000	Transportation (O&M)	CF	9300004454	11/30/2012	(1.97)
55000000	Transportation (O&M)	CF	9300004455	11/30/2012	1.97
55000000	Transportation (O&M)	CF	9300004455	11/30/2012	(1.97)
55000000	Transportation (O&M)	CF	9300004456	11/30/2012	2.48
55000000	Transportation (O&M)	CF	9300004456	11/30/2012	(2.48)
55000000	Transportation (O&M)	CF	9300004457	11/30/2012	9.88
55000000	Transportation (O&M)	CF	9300004457	11/30/2012	(9.88)
55000000	Transportation (O&M)	CF	9300004458	11/30/2012	29.28
55000000	Transportation (O&M)	CF	9300004458	11/30/2012	(29.28)
55000000	Transportation (O&M)	CF	9300004459	11/30/2012	25.50
55000000	Transportation (O&M)	CF	9300004459	11/30/2012	(25.50)
55000000	Transportation (O&M)	CF	9300004460	11/30/2012	29.65
55000000	Transportation (O&M)	CF	9300004460	11/30/2012	(29.65)
55000000	Transportation (O&M)	CF	9300004461	11/30/2012	4.95
55000000	Transportation (O&M)	CF	9300004461	11/30/2012	(4.95)
55000000	Transportation (O&M)	CF	9300004463	11/30/2012	1.97



Kentucky American Water Company  
Case No. 2012-00520  
Response to PSC DR1, Item 31

Account	Description	Doc Type	Document Number	Posting Date	Amount
55000000	Transportation (O&M)	CF	9300004463	11/30/2012	1.97
55000000	Transportation (O&M)	CF	9300004464	11/30/2012	(1.97)
55000000	Transportation (O&M)	CF	9300004464	11/30/2012	1.97
55000000	Transportation (O&M)	CF	9300004465	11/30/2012	(1.97)
55000000	Transportation (O&M)	CF	9300004465	11/30/2012	1.97
55000000	Transportation (O&M)	CF	9300004466	11/30/2012	(1.97)
55000000	Transportation (O&M)	CF	9300004466	11/30/2012	1.97
55000000	Transportation (O&M)	CF	9300004467	11/30/2012	(1.97)
55000000	Transportation (O&M)	CF	9300004467	11/30/2012	1.97
55000000	Transportation (O&M)	CF	9300004468	11/30/2012	921.05
55000000	Transportation (O&M)	CF	9300004468	11/30/2012	(921.05)
55000000	Transportation (O&M)	CF	9300004469	11/30/2012	93.79
55000000	Transportation (O&M)	CF	9300004469	11/30/2012	(93.79)
55000000	Transportation (O&M)	CF	9300004470	11/30/2012	6,297.96
55000000	Transportation (O&M)	CF	9300004470	11/30/2012	(6,297.96)
55000000	Transportation (O&M)	CF	9300004471	11/30/2012	13.94
55000000	Transportation (O&M)	CF	9300004471	11/30/2012	(13.94)
55000000	Transportation (O&M)	CF	9300004472	11/30/2012	35.16
55000000	Transportation (O&M)	CF	9300004472	11/30/2012	(35.16)
55000000	Transportation (O&M)	CF	9300004473	11/30/2012	1,077.24
55000000	Transportation (O&M)	CF	9300004473	11/30/2012	(1,077.24)
55000000	Transportation (O&M)	CF	9300004474	11/30/2012	1,586.46
55000000	Transportation (O&M)	CF	9300004474	11/30/2012	(1,586.46)
55000000	Transportation (O&M)	CF	9300004475	11/30/2012	231.50
55000000	Transportation (O&M)	CF	9300004475	11/30/2012	(231.50)
55000000	Transportation (O&M)	CF	9300004476	11/30/2012	4,681.36
55000000	Transportation (O&M)	CF	9300004476	11/30/2012	(4,681.36)
55000000	Transportation (O&M)	CF	9300004477	11/30/2012	69.66
55000000	Transportation (O&M)	CF	9300004477	11/30/2012	(69.66)
55000000	Transportation (O&M)	CF	9300004478	11/30/2012	254.05
55000000	Transportation (O&M)	CF	9300004478	11/30/2012	(254.05)
55000000	Transportation (O&M)	CF	9300004479	11/30/2012	45.38
55000000	Transportation (O&M)	CF	9300004479	11/30/2012	(45.38)
55000000	Transportation (O&M)	CF	9300004480	11/30/2012	152.92
55000000	Transportation (O&M)	CF	9300004480	11/30/2012	(152.92)
55000000	Transportation (O&M)	CF	9300004481	11/30/2012	2,583.40
55000000	Transportation (O&M)	CF	9300004481	11/30/2012	(2,583.40)
55000000	Transportation (O&M)	CF	9300004482	11/30/2012	42.58
55000000	Transportation (O&M)	CF	9300004482	11/30/2012	(42.58)
55000000	Transportation (O&M)	CF	9300004483	11/30/2012	1,286.56
55000000	Transportation (O&M)	CF	9300004483	11/30/2012	(1,286.56)
55000000	Transportation (O&M)	CF	9300004484	11/30/2012	993.22
55000000	Transportation (O&M)	CF	9300004484	11/30/2012	(993.22)
55000000	Transportation (O&M)	CF	9300004485	11/30/2012	266.74
55000000	Transportation (O&M)	CF	9300004485	11/30/2012	(266.74)
55000000	Transportation (O&M)	CF	9300004486	11/30/2012	111.39
55000000	Transportation (O&M)	CF	9300004486	11/30/2012	(111.39)
55000000	Transportation (O&M)	CF	9300004487	11/30/2012	726.75
55000000	Transportation (O&M)	CF	9300004487	11/30/2012	(726.75)
55000000	Transportation (O&M)	CF	9300004488	11/30/2012	419.30
55000000	Transportation (O&M)	CF	9300004488	11/30/2012	(419.30)
55000000	Transportation (O&M)	CF	9300004489	11/30/2012	14.39
55000000	Transportation (O&M)	CF	9300004489	11/30/2012	(14.39)

Kentucky American Water Company  
Case No. 2012-00520  
Response to PSC DR1, Item 31

Account	Description	Doc Type	Document Number	Posting Date	Amount
55000000	Transportation (O&M)	CF	9300004490	11/30/2012	1,717.08
55000000	Transportation (O&M)	CF	9300004490	11/30/2012	(1,717.08)
55000000	Transportation (O&M)	CF	9300004491	11/30/2012	1,020.14
55000000	Transportation (O&M)	CF	9300004491	11/30/2012	(1,020.14)
55000000	Transportation (O&M)	CF	9300004492	11/30/2012	283.56
55000000	Transportation (O&M)	CF	9300004492	11/30/2012	(283.56)
55000000	Transportation (O&M)	CF	9300004493	11/30/2012	261.12
55000000	Transportation (O&M)	CF	9300004493	11/30/2012	(261.12)
55000000	Transportation (O&M)	CF	9300004494	11/30/2012	176.26
55000000	Transportation (O&M)	CF	9300004494	11/30/2012	(176.26)
55000000	Transportation (O&M)	CF	9300004495	11/30/2012	586.45
55000000	Transportation (O&M)	CF	9300004495	11/30/2012	(586.45)
55000000	Transportation (O&M)	CF	9300004496	11/30/2012	253.11
55000000	Transportation (O&M)	CF	9300004496	11/30/2012	(253.11)
55000000	Transportation (O&M)	CF	9300004497	11/30/2012	1,357.60
55000000	Transportation (O&M)	CF	9300004497	11/30/2012	(1,357.60)
55000000	Transportation (O&M)	CF	9300004498	11/30/2012	214.47
55000000	Transportation (O&M)	CF	9300004498	11/30/2012	(214.47)
55000000	Transportation (O&M)	CF	9300004499	11/30/2012	567.99
55000000	Transportation (O&M)	CF	9300004499	11/30/2012	(567.99)
55000000	Transportation (O&M)	CF	9300004500	11/30/2012	1,399.72
55000000	Transportation (O&M)	CF	9300004500	11/30/2012	(1,399.72)
55000000	Transportation (O&M)	CF	9300004501	11/30/2012	73.65
55000000	Transportation (O&M)	CF	9300004501	11/30/2012	(73.65)
55000000	Transportation (O&M)	CF	9300004502	11/30/2012	21.89
55000000	Transportation (O&M)	CF	9300004502	11/30/2012	(21.89)
55000000	Transportation (O&M)	CF	9300004503	11/30/2012	41.66
55000000	Transportation (O&M)	CF	9300004503	11/30/2012	(41.66)
55000000	Transportation (O&M)	CF	9300004504	11/30/2012	74.04
55000000	Transportation (O&M)	CF	9300004504	11/30/2012	(74.04)
55000000	Transportation (O&M)	CF	9300004505	11/30/2012	13.90
55000000	Transportation (O&M)	CF	9300004505	11/30/2012	(13.90)
55000000	Transportation (O&M)	CF	9300004506	11/30/2012	235.52
55000000	Transportation (O&M)	CF	9300004506	11/30/2012	(235.52)
55000000	Transportation (O&M)	CF	9300004507	11/30/2012	24.55
55000000	Transportation (O&M)	CF	9300004507	11/30/2012	(24.55)
55000000	Transportation (O&M)	CF	9300004508	11/30/2012	68.83
55000000	Transportation (O&M)	CF	9300004508	11/30/2012	(68.83)
55000000	Transportation (O&M)	CF	9300004509	11/30/2012	68.83
55000000	Transportation (O&M)	CF	9300004509	11/30/2012	(68.83)
55000000	Transportation (O&M)	CF	9300004510	11/30/2012	469.80
55000000	Transportation (O&M)	CF	9300004510	11/30/2012	(469.80)
55000000	Transportation (O&M)	CF	9300004511	11/30/2012	101.41
55000000	Transportation (O&M)	CF	9300004511	11/30/2012	(101.41)
55000000	Transportation (O&M)	CF	9300004512	11/30/2012	1,193.43
55000000	Transportation (O&M)	CF	9300004512	11/30/2012	(1,193.43)
55000000	Transportation (O&M)	CF	9300004513	11/30/2012	67.94
55000000	Transportation (O&M)	CF	9300004513	11/30/2012	(67.94)
55000000	Transportation (O&M)	CF	9300004514	11/30/2012	172.57
55000000	Transportation (O&M)	CF	9300004514	11/30/2012	(172.57)
55000000	Transportation (O&M)	CF	9300004515	11/30/2012	125.76
55000000	Transportation (O&M)	CF	9300004515	11/30/2012	(125.76)
55000000	Transportation (O&M)	CF	9300004516	11/30/2012	281.95

Kentucky American Water Company  
Case No. 2012-00520  
Response to PSC DR1, Item 31

Account	Description	Doc Type	Document Number	Posting Date	Amount
55000000	Transportation (O&M)	CF	9300004516	11/30/2012	(281.95)
55000000	Transportation (O&M)	CF	9300004517	11/30/2012	109.68
55000000	Transportation (O&M)	CF	9300004517	11/30/2012	(109.68)
55000000	Transportation (O&M)	CF	9300004518	11/30/2012	448.96
55000000	Transportation (O&M)	CF	9300004518	11/30/2012	(448.96)
55000000	Transportation (O&M)	CF	9300004519	11/30/2012	4.21
55000000	Transportation (O&M)	CF	9300004519	11/30/2012	(4.21)
55000000	Transportation (O&M)	CF	9300004520	11/30/2012	271.61
55000000	Transportation (O&M)	CF	9300004520	11/30/2012	(271.61)
55000000	Transportation (O&M)	CF	9300004521	11/30/2012	41.50
55000000	Transportation (O&M)	CF	9300004521	11/30/2012	(41.50)
55000000	Transportation (O&M)	CF	9300004522	11/30/2012	266.42
55000000	Transportation (O&M)	CF	9300004522	11/30/2012	(266.42)
55000000	Transportation (O&M)	CF	9300004523	11/30/2012	6.71
55000000	Transportation (O&M)	CF	9300004523	11/30/2012	(6.71)
55000000	Transportation (O&M)	CF	9300004524	11/30/2012	68.83
55000000	Transportation (O&M)	CF	9300004524	11/30/2012	(68.83)
55000000	Transportation (O&M)	CF	9300004525	11/30/2012	40.17
55000000	Transportation (O&M)	CF	9300004525	11/30/2012	(40.17)
55000000	Transportation (O&M)	CF	9300004526	11/30/2012	141.23
55000000	Transportation (O&M)	CF	9300004526	11/30/2012	(141.23)
55000000	Transportation (O&M)	CF	9300004527	11/30/2012	41.50
55000000	Transportation (O&M)	CF	9300004527	11/30/2012	(41.50)
55000000	Transportation (O&M)	CF	9300004528	11/30/2012	18.47
55000000	Transportation (O&M)	CF	9300004528	11/30/2012	(18.47)
55000000	Transportation (O&M)	CF	9300004529	11/30/2012	23.44
55000000	Transportation (O&M)	CF	9300004529	11/30/2012	(23.44)
55000000	Transportation (O&M)	CF	9300004530	11/30/2012	9.52
55000000	Transportation (O&M)	CF	9300004530	11/30/2012	(9.52)
55000000	Transportation (O&M)	CF	9300004531	11/30/2012	25.06
55000000	Transportation (O&M)	CF	9300004531	11/30/2012	(25.06)
55000000	Transportation (O&M)	CF	9300004539	11/30/2012	(921.05)
55000000	Transportation (O&M)	CF	9300004539	11/30/2012	921.05
55000000	Transportation (O&M)	CF	9300004541	11/30/2012	(13.94)
55000000	Transportation (O&M)	CF	9300004541	11/30/2012	13.94
55000000	Transportation (O&M)	CF	9300004543	11/30/2012	(35.16)
55000000	Transportation (O&M)	CF	9300004543	11/30/2012	35.16
55000000	Transportation (O&M)	CF	9300004546	11/30/2012	(1,717.08)
55000000	Transportation (O&M)	CF	9300004546	11/30/2012	1,717.08
55000000	Transportation (O&M)	CF	9300004551	11/30/2012	(266.74)
55000000	Transportation (O&M)	CF	9300004551	11/30/2012	266.74
55000000	Transportation (O&M)	CF	9300004553	11/30/2012	(726.75)
55000000	Transportation (O&M)	CF	9300004553	11/30/2012	726.75
55000000	Transportation (O&M)	CF	9300004558	11/30/2012	(1,077.24)
55000000	Transportation (O&M)	CF	9300004558	11/30/2012	1,077.24
55000000	Transportation (O&M)	CF	9300004561	11/30/2012	(231.50)
55000000	Transportation (O&M)	CF	9300004561	11/30/2012	231.50
55000000	Transportation (O&M)	CF	9300004566	11/30/2012	(45.38)
55000000	Transportation (O&M)	CF	9300004566	11/30/2012	45.38
55000000	Transportation (O&M)	CF	9300004568	11/30/2012	(214.47)
55000000	Transportation (O&M)	CF	9300004568	11/30/2012	214.47
55000000	Transportation (O&M)	CF	9300004571	11/30/2012	(14.39)
55000000	Transportation (O&M)	CF	9300004571	11/30/2012	14.39

Kentucky American Water Company  
Case No. 2012-00520  
Response to PSC DR1, Item 31

Account	Description	Doc Type	Document Number	Posting Date	Amount
55000000	Transportation (O&M)	CF	9300004574	11/30/2012	(1,020.14)
55000000	Transportation (O&M)	CF	9300004574	11/30/2012	1,020.14
55000000	Transportation (O&M)	CF	9300004578	11/30/2012	(2,583.40)
55000000	Transportation (O&M)	CF	9300004578	11/30/2012	2,583.40
55000000	Transportation (O&M)	CF	9300004581	11/30/2012	(176.26)
55000000	Transportation (O&M)	CF	9300004581	11/30/2012	176.26
55000000	Transportation (O&M)	CF	9300004583	11/30/2012	(42.58)
55000000	Transportation (O&M)	CF	9300004583	11/30/2012	42.58
55000000	Transportation (O&M)	CF	9300004588	11/30/2012	(1,286.56)
55000000	Transportation (O&M)	CF	9300004588	11/30/2012	1,286.56
55000000	Transportation (O&M)	CF	9300004592	11/30/2012	(419.30)
55000000	Transportation (O&M)	CF	9300004592	11/30/2012	419.30
55000000	Transportation (O&M)	CF	9300004596	11/30/2012	(1,586.46)
55000000	Transportation (O&M)	CF	9300004596	11/30/2012	1,586.46
55000000	Transportation (O&M)	CF	9300004598	11/30/2012	(152.92)
55000000	Transportation (O&M)	CF	9300004598	11/30/2012	152.92
55000000	Transportation (O&M)	CF	9300004600	11/30/2012	(586.45)
55000000	Transportation (O&M)	CF	9300004600	11/30/2012	586.45
55000000	Transportation (O&M)	CF	9300004602	11/30/2012	(1,357.60)
55000000	Transportation (O&M)	CF	9300004602	11/30/2012	1,357.60
55000000	Transportation (O&M)	CF	9300004606	11/30/2012	(6,297.96)
55000000	Transportation (O&M)	CF	9300004606	11/30/2012	6,297.96
55000000	Transportation (O&M)	CF	9300004609	11/30/2012	(993.22)
55000000	Transportation (O&M)	CF	9300004609	11/30/2012	993.22
55000000	Transportation (O&M)	CF	9300004611	11/30/2012	(261.12)
55000000	Transportation (O&M)	CF	9300004611	11/30/2012	261.12
55000000	Transportation (O&M)	CF	9300004613	11/30/2012	(253.11)
55000000	Transportation (O&M)	CF	9300004613	11/30/2012	253.11
55000000	Transportation (O&M)	CF	9300004617	11/30/2012	(69.66)
55000000	Transportation (O&M)	CF	9300004617	11/30/2012	69.66
55000000	Transportation (O&M)	CF	9300004619	11/30/2012	(111.39)
55000000	Transportation (O&M)	CF	9300004619	11/30/2012	111.39
55000000	Transportation (O&M)	CF	9300004621	11/30/2012	(93.79)
55000000	Transportation (O&M)	CF	9300004621	11/30/2012	93.79
55000000	Transportation (O&M)	CF	9300004623	11/30/2012	(4,681.36)
55000000	Transportation (O&M)	CF	9300004623	11/30/2012	4,681.36
55000000	Transportation (O&M)	CF	9300004625	11/30/2012	(254.05)
55000000	Transportation (O&M)	CF	9300004625	11/30/2012	254.05
55000000	Transportation (O&M)	CF	9300004628	11/30/2012	(283.56)
55000000	Transportation (O&M)	CF	9300004628	11/30/2012	283.56
55000000	Transportation (O&M)	CF	9300004630	11/30/2012	(567.99)
55000000	Transportation (O&M)	CF	9300004630	11/30/2012	567.99
55000000	Transportation (O&M)	CF	9300004670	11/30/2012	1.10
55000000	Transportation (O&M)	CF	9300004670	11/30/2012	(1.10)
55000000	Transportation (O&M)	CF	9300004680	11/30/2012	40.59
55000000	Transportation (O&M)	CF	9300004680	11/30/2012	(40.59)
55000000	Transportation (O&M)	CF	9300004681	11/30/2012	10.13
55000000	Transportation (O&M)	CF	9300004681	11/30/2012	(10.13)
55000000	Transportation (O&M)	CF	9300004682	11/30/2012	3.30
55000000	Transportation (O&M)	CF	9300004682	11/30/2012	(3.30)
55000000	Transportation (O&M)	CF	9300004683	11/30/2012	6.59
55000000	Transportation (O&M)	CF	9300004683	11/30/2012	(6.59)
55000000	Transportation (O&M)	CF	9300004684	11/30/2012	8.24

Kentucky American Water Company  
Case No. 2012-00520  
Response to PSC DR1, Item 31

Account	Description	Doc Type	Document Number	Posting Date	Amount
55000000	Transportation (O&M)	CF	9300004684	11/30/2012	(8.24)
55000000	Transportation (O&M)	CF	9300004694	11/30/2012	(40.59)
55000000	Transportation (O&M)	CF	9300004694	11/30/2012	40.59
55000000	Transportation (O&M)	CF	9300004695	11/30/2012	(10.13)
55000000	Transportation (O&M)	CF	9300004695	11/30/2012	10.13
55000000	Transportation (O&M)	CF	9300004696	11/30/2012	(3.30)
55000000	Transportation (O&M)	CF	9300004696	11/30/2012	3.30
55000000	Transportation (O&M)	CF	9300004697	11/30/2012	(6.59)
55000000	Transportation (O&M)	CF	9300004697	11/30/2012	6.59
55000000	Transportation (O&M)	CF	9300004698	11/30/2012	(8.24)
55000000	Transportation (O&M)	CF	9300004698	11/30/2012	8.24
55000000	Transportation (O&M)	CF	9300004699	11/30/2012	670.96
55000000	Transportation (O&M)	CF	9300004699	11/30/2012	(670.96)
55000000	Transportation (O&M)	CF	9300004700	11/30/2012	64.06
55000000	Transportation (O&M)	CF	9300004700	11/30/2012	(64.06)
55000000	Transportation (O&M)	CF	9300004701	11/30/2012	5,153.08
55000000	Transportation (O&M)	CF	9300004701	11/30/2012	(5,153.08)
55000000	Transportation (O&M)	CF	9300004702	11/30/2012	9.29
55000000	Transportation (O&M)	CF	9300004702	11/30/2012	(9.29)
55000000	Transportation (O&M)	CF	9300004703	11/30/2012	21.93
55000000	Transportation (O&M)	CF	9300004703	11/30/2012	(21.93)
55000000	Transportation (O&M)	CF	9300004704	11/30/2012	671.64
55000000	Transportation (O&M)	CF	9300004704	11/30/2012	(671.64)
55000000	Transportation (O&M)	CF	9300004705	11/30/2012	748.47
55000000	Transportation (O&M)	CF	9300004705	11/30/2012	(748.47)
55000000	Transportation (O&M)	CF	9300004706	11/30/2012	257.77
55000000	Transportation (O&M)	CF	9300004706	11/30/2012	(257.77)
55000000	Transportation (O&M)	CF	9300004707	11/30/2012	4,854.64
55000000	Transportation (O&M)	CF	9300004707	11/30/2012	(4,854.64)
55000000	Transportation (O&M)	CF	9300004708	11/30/2012	27.78
55000000	Transportation (O&M)	CF	9300004708	11/30/2012	(27.78)
55000000	Transportation (O&M)	CF	9300004709	11/30/2012	120.15
55000000	Transportation (O&M)	CF	9300004709	11/30/2012	(120.15)
55000000	Transportation (O&M)	CF	9300004710	11/30/2012	18.15
55000000	Transportation (O&M)	CF	9300004710	11/30/2012	(18.15)
55000000	Transportation (O&M)	CF	9300004711	11/30/2012	117.44
55000000	Transportation (O&M)	CF	9300004711	11/30/2012	(117.44)
55000000	Transportation (O&M)	CF	9300004712	11/30/2012	996.40
55000000	Transportation (O&M)	CF	9300004712	11/30/2012	(996.40)
55000000	Transportation (O&M)	CF	9300004713	11/30/2012	6.02
55000000	Transportation (O&M)	CF	9300004713	11/30/2012	(6.02)
55000000	Transportation (O&M)	CF	9300004714	11/30/2012	650.78
55000000	Transportation (O&M)	CF	9300004714	11/30/2012	(650.78)
55000000	Transportation (O&M)	CF	9300004715	11/30/2012	465.26
55000000	Transportation (O&M)	CF	9300004715	11/30/2012	(465.26)
55000000	Transportation (O&M)	CF	9300004716	11/30/2012	183.29
55000000	Transportation (O&M)	CF	9300004716	11/30/2012	(183.29)
55000000	Transportation (O&M)	CF	9300004717	11/30/2012	61.88
55000000	Transportation (O&M)	CF	9300004717	11/30/2012	(61.88)
55000000	Transportation (O&M)	CF	9300004718	11/30/2012	500.96
55000000	Transportation (O&M)	CF	9300004718	11/30/2012	(500.96)
55000000	Transportation (O&M)	CF	9300004719	11/30/2012	302.85
55000000	Transportation (O&M)	CF	9300004719	11/30/2012	(302.85)

Kentucky American Water Company  
Case No. 2012-00520  
Response to PSC DR1, Item 31

Account	Description	Doc Type	Document Number	Posting Date	Amount
55000000	Transportation (O&M)	CF	9300004720	11/30/2012	31.43
55000000	Transportation (O&M)	CF	9300004720	11/30/2012	(31.43)
55000000	Transportation (O&M)	CF	9300004721	11/30/2012	1,149.09
55000000	Transportation (O&M)	CF	9300004721	11/30/2012	(1,149.09)
55000000	Transportation (O&M)	CF	9300004722	11/30/2012	514.30
55000000	Transportation (O&M)	CF	9300004722	11/30/2012	(514.30)
55000000	Transportation (O&M)	CF	9300004723	11/30/2012	117.58
55000000	Transportation (O&M)	CF	9300004723	11/30/2012	(117.58)
55000000	Transportation (O&M)	CF	9300004724	11/30/2012	120.62
55000000	Transportation (O&M)	CF	9300004724	11/30/2012	(120.62)
55000000	Transportation (O&M)	CF	9300004725	11/30/2012	77.41
55000000	Transportation (O&M)	CF	9300004725	11/30/2012	(77.41)
55000000	Transportation (O&M)	CF	9300004726	11/30/2012	389.55
55000000	Transportation (O&M)	CF	9300004726	11/30/2012	(389.55)
55000000	Transportation (O&M)	CF	9300004727	11/30/2012	13.53
55000000	Transportation (O&M)	CF	9300004727	11/30/2012	(13.53)
55000000	Transportation (O&M)	CF	9300004728	11/30/2012	82.87
55000000	Transportation (O&M)	CF	9300004728	11/30/2012	(82.87)
55000000	Transportation (O&M)	CF	9300004729	11/30/2012	423.39
55000000	Transportation (O&M)	CF	9300004729	11/30/2012	(423.39)
55000000	Transportation (O&M)	CF	9300004730	11/30/2012	100.82
55000000	Transportation (O&M)	CF	9300004730	11/30/2012	(100.82)
55000000	Transportation (O&M)	CF	9300004731	11/30/2012	146.70
55000000	Transportation (O&M)	CF	9300004731	11/30/2012	(146.70)
55000000	Transportation (O&M)	CF	9300004732	11/30/2012	1,183.57
55000000	Transportation (O&M)	CF	9300004732	11/30/2012	(1,183.57)
55000000	Transportation (O&M)	CF	9300004733	11/30/2012	9.35
55000000	Transportation (O&M)	CF	9300004733	11/30/2012	(9.35)
55000000	Transportation (O&M)	CF	9300004734	11/30/2012	14.03
55000000	Transportation (O&M)	CF	9300004734	11/30/2012	(14.03)
55000000	Transportation (O&M)	CF	9300004735	11/30/2012	40.02
55000000	Transportation (O&M)	CF	9300004735	11/30/2012	(40.02)
55000000	Transportation (O&M)	CF	9300004736	11/30/2012	46.33
55000000	Transportation (O&M)	CF	9300004736	11/30/2012	(46.33)
55000000	Transportation (O&M)	CF	9300004737	11/30/2012	18.53
55000000	Transportation (O&M)	CF	9300004737	11/30/2012	(18.53)
55000000	Transportation (O&M)	CF	9300004738	11/30/2012	109.91
55000000	Transportation (O&M)	CF	9300004738	11/30/2012	(109.91)
55000000	Transportation (O&M)	CF	9300004739	11/30/2012	23.38
55000000	Transportation (O&M)	CF	9300004739	11/30/2012	(23.38)
55000000	Transportation (O&M)	CF	9300004740	11/30/2012	22.95
55000000	Transportation (O&M)	CF	9300004740	11/30/2012	(22.95)
55000000	Transportation (O&M)	CF	9300004741	11/30/2012	22.94
55000000	Transportation (O&M)	CF	9300004741	11/30/2012	(22.94)
55000000	Transportation (O&M)	CF	9300004742	11/30/2012	82.06
55000000	Transportation (O&M)	CF	9300004742	11/30/2012	(82.06)
55000000	Transportation (O&M)	CF	9300004743	11/30/2012	65.54
55000000	Transportation (O&M)	CF	9300004743	11/30/2012	(65.54)
55000000	Transportation (O&M)	CF	9300004744	11/30/2012	31.63
55000000	Transportation (O&M)	CF	9300004744	11/30/2012	(31.63)
55000000	Transportation (O&M)	CF	9300004745	11/30/2012	148.36
55000000	Transportation (O&M)	CF	9300004745	11/30/2012	(148.36)
55000000	Transportation (O&M)	CF	9300004746	11/30/2012	13.63

Kentucky American Water Company  
Case No. 2012-00520  
Response to PSC DR1, Item 31

Account	Description	Doc Type	Document Number	Posting Date	Amount
55000000	Transportation (O&M)	CF	9300004746	11/30/2012	(13.63)
55000000	Transportation (O&M)	CF	9300004747	11/30/2012	131.83
55000000	Transportation (O&M)	CF	9300004747	11/30/2012	(131.83)
55000000	Transportation (O&M)	CF	9300004748	11/30/2012	62.40
55000000	Transportation (O&M)	CF	9300004748	11/30/2012	(62.40)
55000000	Transportation (O&M)	CF	9300004749	11/30/2012	235.03
55000000	Transportation (O&M)	CF	9300004749	11/30/2012	(235.03)
55000000	Transportation (O&M)	CF	9300004750	11/30/2012	59.47
55000000	Transportation (O&M)	CF	9300004750	11/30/2012	(59.47)
55000000	Transportation (O&M)	CF	9300004751	11/30/2012	89.12
55000000	Transportation (O&M)	CF	9300004751	11/30/2012	(89.12)
55000000	Transportation (O&M)	CF	9300004752	11/30/2012	1.73
55000000	Transportation (O&M)	CF	9300004752	11/30/2012	(1.73)
55000000	Transportation (O&M)	CF	9300004753	11/30/2012	153.00
55000000	Transportation (O&M)	CF	9300004753	11/30/2012	(153.00)
55000000	Transportation (O&M)	CF	9300004754	11/30/2012	53.62
55000000	Transportation (O&M)	CF	9300004754	11/30/2012	(53.62)
55000000	Transportation (O&M)	CF	9300004755	11/30/2012	4.47
55000000	Transportation (O&M)	CF	9300004755	11/30/2012	(4.47)
55000000	Transportation (O&M)	CF	9300004756	11/30/2012	2.59
55000000	Transportation (O&M)	CF	9300004756	11/30/2012	(2.59)
55000000	Transportation (O&M)	CF	9300004757	11/30/2012	68.83
55000000	Transportation (O&M)	CF	9300004757	11/30/2012	(68.83)
55000000	Transportation (O&M)	CF	9300004758	11/30/2012	25.00
55000000	Transportation (O&M)	CF	9300004758	11/30/2012	(25.00)
55000000	Transportation (O&M)	CF	9300004759	11/30/2012	2.59
55000000	Transportation (O&M)	CF	9300004759	11/30/2012	(2.59)
55000000	Transportation (O&M)	CF	9300004760	11/30/2012	2.59
55000000	Transportation (O&M)	CF	9300004760	11/30/2012	(2.59)
55000000	Transportation (O&M)	CF	9300004761	11/30/2012	12.68
55000000	Transportation (O&M)	CF	9300004761	11/30/2012	(12.68)
55000000	Transportation (O&M)	CF	9300004762	11/30/2012	7.81
55000000	Transportation (O&M)	CF	9300004762	11/30/2012	(7.81)
55000000	Transportation (O&M)	CF	9300004763	11/30/2012	15.28
55000000	Transportation (O&M)	CF	9300004763	11/30/2012	(15.28)
55000000	Transportation (O&M)	CF	9300004764	11/30/2012	34.58
55000000	Transportation (O&M)	CF	9300004764	11/30/2012	(34.58)
55000000	Transportation (O&M)	CF	9300004765	11/30/2012	12.32
55000000	Transportation (O&M)	CF	9300004765	11/30/2012	(12.32)
55000000	Transportation (O&M)	CF	9300004790	11/30/2012	(670.96)
55000000	Transportation (O&M)	CF	9300004790	11/30/2012	670.96
55000000	Transportation (O&M)	CF	9300004792	11/30/2012	(9.29)
55000000	Transportation (O&M)	CF	9300004792	11/30/2012	9.29
55000000	Transportation (O&M)	CF	9300004794	11/30/2012	(21.93)
55000000	Transportation (O&M)	CF	9300004794	11/30/2012	21.93
55000000	Transportation (O&M)	CF	9300004799	11/30/2012	(1,149.09)
55000000	Transportation (O&M)	CF	9300004799	11/30/2012	1,149.09
55000000	Transportation (O&M)	CF	9300004806	11/30/2012	(183.29)
55000000	Transportation (O&M)	CF	9300004806	11/30/2012	183.29
55000000	Transportation (O&M)	CF	9300004808	11/30/2012	(500.96)
55000000	Transportation (O&M)	CF	9300004808	11/30/2012	500.96
55000000	Transportation (O&M)	CF	9300004811	11/30/2012	(671.64)
55000000	Transportation (O&M)	CF	9300004811	11/30/2012	671.64

Kentucky American Water Company  
Case No. 2012-00520  
Response to PSC DR1, Item 31

Account	Description	Doc Type	Document Number	Posting Date	Amount
55000000	Transportation (O&M)	CF	9300004814	11/30/2012	(257.77)
55000000	Transportation (O&M)	CF	9300004814	11/30/2012	257.77
55000000	Transportation (O&M)	CF	9300004818	11/30/2012	(18.15)
55000000	Transportation (O&M)	CF	9300004818	11/30/2012	18.15
55000000	Transportation (O&M)	CF	9300004820	11/30/2012	(100.82)
55000000	Transportation (O&M)	CF	9300004820	11/30/2012	100.82
55000000	Transportation (O&M)	CF	9300004822	11/30/2012	(31.43)
55000000	Transportation (O&M)	CF	9300004822	11/30/2012	31.43
55000000	Transportation (O&M)	CF	9300004824	11/30/2012	(514.30)
55000000	Transportation (O&M)	CF	9300004824	11/30/2012	514.30
55000000	Transportation (O&M)	CF	9300004828	11/30/2012	(996.40)
55000000	Transportation (O&M)	CF	9300004828	11/30/2012	996.40
55000000	Transportation (O&M)	CF	9300004831	11/30/2012	(77.41)
55000000	Transportation (O&M)	CF	9300004831	11/30/2012	77.41
55000000	Transportation (O&M)	CF	9300004833	11/30/2012	(13.53)
55000000	Transportation (O&M)	CF	9300004833	11/30/2012	13.53
55000000	Transportation (O&M)	CF	9300004835	11/30/2012	(6.02)
55000000	Transportation (O&M)	CF	9300004835	11/30/2012	6.02
55000000	Transportation (O&M)	CF	9300004840	11/30/2012	(650.78)
55000000	Transportation (O&M)	CF	9300004840	11/30/2012	650.78
55000000	Transportation (O&M)	CF	9300004844	11/30/2012	(302.85)
55000000	Transportation (O&M)	CF	9300004844	11/30/2012	302.85
55000000	Transportation (O&M)	CF	9300004847	11/30/2012	(748.47)
55000000	Transportation (O&M)	CF	9300004847	11/30/2012	748.47
55000000	Transportation (O&M)	CF	9300004849	11/30/2012	(117.44)
55000000	Transportation (O&M)	CF	9300004849	11/30/2012	117.44
55000000	Transportation (O&M)	CF	9300004851	11/30/2012	(389.55)
55000000	Transportation (O&M)	CF	9300004851	11/30/2012	389.55
55000000	Transportation (O&M)	CF	9300004853	11/30/2012	(423.39)
55000000	Transportation (O&M)	CF	9300004853	11/30/2012	423.39
55000000	Transportation (O&M)	CF	9300004857	11/30/2012	(5,153.08)
55000000	Transportation (O&M)	CF	9300004857	11/30/2012	5,153.08
55000000	Transportation (O&M)	CF	9300004860	11/30/2012	(465.26)
55000000	Transportation (O&M)	CF	9300004860	11/30/2012	465.26
55000000	Transportation (O&M)	CF	9300004862	11/30/2012	(120.62)
55000000	Transportation (O&M)	CF	9300004862	11/30/2012	120.62
55000000	Transportation (O&M)	CF	9300004864	11/30/2012	(82.87)
55000000	Transportation (O&M)	CF	9300004864	11/30/2012	82.87
55000000	Transportation (O&M)	CF	9300004868	11/30/2012	(27.78)
55000000	Transportation (O&M)	CF	9300004868	11/30/2012	27.78
55000000	Transportation (O&M)	CF	9300004870	11/30/2012	(61.88)
55000000	Transportation (O&M)	CF	9300004870	11/30/2012	61.88
55000000	Transportation (O&M)	CF	9300004872	11/30/2012	(64.06)
55000000	Transportation (O&M)	CF	9300004872	11/30/2012	64.06
55000000	Transportation (O&M)	CF	9300004874	11/30/2012	(4,854.64)
55000000	Transportation (O&M)	CF	9300004874	11/30/2012	4,854.64
55000000	Transportation (O&M)	CF	9300004876	11/30/2012	(120.15)
55000000	Transportation (O&M)	CF	9300004876	11/30/2012	120.15
55000000	Transportation (O&M)	CF	9300004878	11/30/2012	(117.58)
55000000	Transportation (O&M)	CF	9300004878	11/30/2012	117.58
55000000	Transportation (O&M)	CF	9300004880	11/30/2012	(146.70)
55000000	Transportation (O&M)	CF	9300004880	11/30/2012	146.70
55000000	Transportation (O&M)	CS	9300004605	11/30/2012	46.67



Kentucky American Water Company  
Case No. 2012-00520  
Response to PSC DR1, Item 31

Account	Description	Doc Type	Document Number	Posting Date	Amount
55000000	Transportation (O&M)	CS	9300004914	11/30/2012	(67.15)
55000000	Transportation (O&M)	CS	9300004950	11/30/2012	(219.99)
55000000	Transportation (O&M)	CS	9300004873	11/30/2012	109.05
55000000	Transportation (O&M)	CS	9300004960	11/30/2012	(2,028.44)
55000000	Transportation (O&M)	CS	9300005007	11/30/2012	(356.11)
55000000	Transportation (O&M)	CS	9300004356	11/30/2012	294.96
55000000	Transportation (O&M)	CS	9300004897	11/30/2012	(195.09)
55000000	Transportation (O&M)	CS	9300004974	11/30/2012	(11.65)
55000000	Transportation (O&M)	CS	9300004396	11/30/2012	(1,711.23)
55000000	Transportation (O&M)	CS	9300004591	11/30/2012	(1,274.90)
55000000	Transportation (O&M)	CS	9300004654	11/30/2012	(1,065.33)
55000000	Transportation (O&M)	CS	9300004936	11/30/2012	(484.59)
55000000	Transportation (O&M)	CS	9300004946	11/30/2012	(30.00)
55000000	Transportation (O&M)	CS	9300004954	11/30/2012	(114.00)
55000000	Transportation (O&M)	CS	9300005000	11/30/2012	(103.95)
55000000	Transportation (O&M)	CS	9300004970	11/30/2012	(212.02)
55000000	Transportation (O&M)	CS	9300004942	11/30/2012	(54.85)
55000000	Transportation (O&M)	CS	9300004989	11/30/2012	(73.22)
55000000	Transportation (O&M)	CS	9300004924	11/30/2012	(47.12)
55000013	Trans Oper WT	CS	9300004605	11/30/2012	(46.67)
55000013	Trans Oper WT	CS	9300004914	11/30/2012	67.15
55000014	Trans Oper TD	CS	9300004950	11/30/2012	219.99
55000014	Trans Oper TD	CS	9300004873	11/30/2012	(109.05)
55000014	Trans Oper TD	CS	9300004960	11/30/2012	2,028.44
55000014	Trans Oper TD	CS	9300005007	11/30/2012	356.11
55000016	Trans Oper AG	CS	9300004356	11/30/2012	(294.96)
55000016	Trans Oper AG	CS	9300004897	11/30/2012	195.09
55000016	Trans Oper AG	CS	9300004974	11/30/2012	11.65
55000016	Trans Oper AG	CS	9300004396	11/30/2012	1,711.23
55000016	Trans Oper AG	CS	9300004591	11/30/2012	1,274.90
55000016	Trans Oper AG	CS	9300004654	11/30/2012	1,065.33
55000016	Trans Oper AG	CS	9300004936	11/30/2012	484.59
55000016	Trans Oper AG	CS	9300004946	11/30/2012	30.00
55000016	Trans Oper AG	CS	9300004954	11/30/2012	114.00
55000016	Trans Oper AG	CS	9300005000	11/30/2012	103.95
55000016	Trans Oper AG	CS	9300004970	11/30/2012	212.02
55000016	Trans Oper AG	CS	9300004942	11/30/2012	54.85
55000021	Trans Maint SS	CS	9300004989	11/30/2012	73.22
55000023	Trans Maint WT	CS	9300004924	11/30/2012	47.12
55000100	Trans Cap Credits	UT	9300004787	11/30/2012	(9.35)
55000100	Trans Cap Credits	UT	9300004535	11/30/2012	(1,283.63)
55000100	Trans Cap Credits	UT	9300004786	11/30/2012	(1,183.57)
55000100	Trans Cap Credits	UT	9300004786	11/30/2012	1.10
55000100	Trans Cap Credits	UT	9300004533	11/30/2012	(81.13)
55000100	Trans Cap Credits	UT	9300004780	11/30/2012	(14.03)
55000100	Trans Cap Credits	UZ	2000000524	11/30/2012	(109.91)
55000100	Trans Cap Credits	UZ	2000000524	11/30/2012	(18.53)
55000100	Trans Cap Credits	UZ	2000000524	11/30/2012	(46.33)
55000100	Trans Cap Credits	UZ	2000000524	11/30/2012	(40.02)
55000100	Trans Cap Credits	UZ	2000000524	11/30/2012	(12.32)
55000100	Trans Cap Credits	UZ	2000000524	11/30/2012	(23.38)
55000100	Trans Cap Credits	CS	9300004534	11/30/2012	(196.99)
55000100	Trans Cap Credits	CS	9300004785	11/30/2012	(68.85)

## Kentucky American Water Company

Case No. 2012-00520

Response to PSC DR1, Item 31

Account	Description	Doc Type	Document Number	Posting Date	Amount
55000100	Trans Cap Credits	UZ	2000000524	11/30/2012	(22.94)
55000100	Trans Cap Credits	UZ	2000000524	11/30/2012	(22.95)
55000100	Trans Cap Credits	UZ	2000000524	11/30/2012	(31.63)
55000100	Trans Cap Credits	UZ	2000000524	11/30/2012	(65.54)
55000100	Trans Cap Credits	UZ	2000000524	11/30/2012	(82.06)
55000100	Trans Cap Credits	UZ	2000000524	11/30/2012	(148.36)
55000100	Trans Cap Credits	UZ	2000000524	11/30/2012	(13.63)
55000100	Trans Cap Credits	UZ	2000000524	11/30/2012	(131.83)
55000100	Trans Cap Credits	UZ	2000000549	11/30/2012	(15.90)
55000100	Trans Cap Credits	UZ	2000000524	11/30/2012	(62.40)
55000100	Trans Cap Credits	UZ	2000000524	11/30/2012	(235.03)
55000100	Trans Cap Credits	UZ	2000000524	11/30/2012	(59.47)
55000100	Trans Cap Credits	UZ	2000000524	11/30/2012	(153.00)
55000100	Trans Cap Credits	UZ	2000000524	11/30/2012	(1.73)
55000100	Trans Cap Credits	UZ	2000000524	11/30/2012	(89.12)
55000100	Trans Cap Credits	UZ	2000000524	11/30/2012	(53.62)
55000100	Trans Cap Credits	UZ	2000000524	11/30/2012	(4.47)
55000100	Trans Cap Credits	UZ	2000000524	11/30/2012	(34.58)
55000100	Trans Cap Credits	UZ	2000000524	11/30/2012	(2.59)
55000100	Trans Cap Credits	UZ	2000000524	11/30/2012	(2.59)
55000100	Trans Cap Credits	UZ	2000000524	11/30/2012	(2.59)
55000100	Trans Cap Credits	UZ	2000000524	11/30/2012	(12.68)
55000100	Trans Cap Credits	UZ	2000000524	11/30/2012	(7.81)
55000100	Trans Cap Credits	UZ	2000000524	11/30/2012	(15.28)
55000100	Trans Cap Credits	UZ	2000000524	11/30/2012	(68.83)
55000100	Trans Cap Credits	UZ	2000000524	11/30/2012	(25.00)
55010100	Trans Lease Costs	SV	100001961	11/30/2012	1,518.90
55010100	Trans Lease Costs	KR	5000003478	11/30/2012	9,281.07
55010200	Trans Lease Fuel	SV	100001957	11/30/2012	23,750.04
55010200	Trans Lease Fuel	SV	100001957	11/30/2012	3,674.15
55010200	Trans Lease Fuel	SV	100001957	11/30/2012	205.52
55010200	Trans Lease Fuel	SV	100001961	11/30/2012	30,013.57
55010200	Trans Lease Fuel	SV	100001961	11/30/2012	4,804.16
55010200	Trans Lease Fuel	SV	100001961	11/30/2012	300.39
55010200	Trans Lease Fuel	SV	100001962	11/30/2012	9,841.03
55010200	Trans Lease Fuel	SV	100001962	11/30/2012	1,456.20
55010200	Trans Lease Fuel	SV	100001962	11/30/2012	95.20
55010200	Trans Lease Fuel	ZI	9000000002	11/30/2012	86.65
55010200	Trans Lease Fuel	ZI	9000000028	11/30/2012	113.51
55010200	Trans Lease Fuel	ZI	9000000053	11/30/2012	14.00
55010200	Trans Lease Fuel	ZI	9000000054	11/30/2012	109.00
55010200	Trans Lease Fuel	ZI	9000000082	11/30/2012	108.00
55010200	Trans Lease Fuel	ZI	9000000214	11/30/2012	105.00
55010200	Trans Lease Fuel	ZI	9000000317	11/30/2012	47.29
55010200	Trans Lease Fuel	ZI	9000000418	11/30/2012	65.65
55010200	Trans Lease Fuel	ZI	9000000423	11/30/2012	99.00
55010200	Trans Lease Fuel	ZI	9000000474	11/30/2012	70.55
55010200	Trans Lease Fuel	ZI	9000000759	11/30/2012	40.91
55010200	Trans Lease Fuel	ZI	9000001047	11/30/2012	34.28
55010200	Trans Lease Fuel	CF	9300004898	11/30/2012	(40.91)
55010200	Trans Lease Fuel	CF	9300004898	11/30/2012	40.91
55010200	Trans Lease Fuel	CF	9300004913	11/30/2012	(483.79)
55010200	Trans Lease Fuel	CF	9300004913	11/30/2012	483.79

## Kentucky American Water Company

Case No. 2012-00520

Response to PSC DR1, Item 31

Account	Description	Doc Type	Document Number	Posting Date	Amount
55010200	Trans Lease Fuel	CF	9300004929	11/30/2012	(47.29)
55010200	Trans Lease Fuel	CF	9300004929	11/30/2012	47.29
55010200	Trans Lease Fuel	CF	9300004943	11/30/2012	(86.65)
55010200	Trans Lease Fuel	CF	9300004943	11/30/2012	86.65
55010200	Trans Lease Fuel	CF	9300004945	11/30/2012	(136.20)
55010200	Trans Lease Fuel	CF	9300004945	11/30/2012	136.20
55010200	Trans Lease Fuel	CF	9300004949	11/30/2012	(99.00)
55010200	Trans Lease Fuel	CF	9300004949	11/30/2012	99.00
55010200	Trans Lease Fuel	CF	9300004975	11/30/2012	(12.01)
55010200	Trans Lease Fuel	CF	9300004975	11/30/2012	12.01
55010300	Trans Lease Maint	SV	100001957	11/30/2012	10,767.58
55010300	Trans Lease Maint	SV	100001957	11/30/2012	1,227.38
55010300	Trans Lease Maint	SV	100001957	11/30/2012	5.00
55010300	Trans Lease Maint	SV	100001958	11/30/2012	365.58
55010300	Trans Lease Maint	SV	100001961	11/30/2012	(21,770.07)
55010300	Trans Lease Maint	SV	100001961	11/30/2012	1,121.95
55010300	Trans Lease Maint	SV	100001961	11/30/2012	5.00
55010300	Trans Lease Maint	ZI	9000000096	11/30/2012	34.51
55010300	Trans Lease Maint	ZI	9000000362	11/30/2012	94.02
55010300	Trans Lease Maint	ZI	9000000373	11/30/2012	42.50
55010300	Trans Lease Maint	ZI	9000000375	11/30/2012	42.50
55010300	Trans Lease Maint	ZI	9000000376	11/30/2012	42.50
55010300	Trans Lease Maint	ZI	9000000738	11/30/2012	113.61
55010300	Trans Lease Maint	CF	9300004592	11/30/2012	(297.28)
55010300	Trans Lease Maint	CF	9300004592	11/30/2012	297.28
55010300	Trans Lease Maint	CF	9300004623	11/30/2012	(3,779.54)
55010300	Trans Lease Maint	CF	9300004623	11/30/2012	3,779.54
55010300	Trans Lease Maint	CF	9300004917	11/30/2012	(113.61)
55010300	Trans Lease Maint	CF	9300004917	11/30/2012	113.61
55010300	Trans Lease Maint	CF	9300004920	11/30/2012	(42.50)
55010300	Trans Lease Maint	CF	9300004920	11/30/2012	42.50
55010300	Trans Lease Maint	CF	9300004929	11/30/2012	(179.02)
55010300	Trans Lease Maint	CF	9300004929	11/30/2012	179.02
55010300	Trans Lease Maint	CF	9300004949	11/30/2012	(34.51)
55010300	Trans Lease Maint	CF	9300004949	11/30/2012	34.51
55010300	Trans Lease Maint	CF	9300004975	11/30/2012	(1,546.38)
55010300	Trans Lease Maint	CF	9300004975	11/30/2012	1,546.38
55110000	Ins Vehicle	SA	100001852	11/30/2012	2,949.17
55110000	Ins Vehicle	CF	9300004637	11/30/2012	(2,949.17)
55110000	Ins Vehicle	CF	9300004637	11/30/2012	2,949.17
55710000	Ins General Liabilty	SA	100001826	11/30/2012	209.59
55710000	Ins General Liabilty	SA	100001827	11/30/2012	231.37
55710000	Ins General Liabilty	SA	100001830	11/30/2012	532.99
55710000	Ins General Liabilty	SA	100001833	11/30/2012	4,510.47
55710000	Ins General Liabilty	SA	100001834	11/30/2012	824.99
55710000	Ins General Liabilty	SA	100001835	11/30/2012	782.78
55710000	Ins General Liabilty	SA	100001836	11/30/2012	412.95
55710000	Ins General Liabilty	SA	100001837	11/30/2012	66.42
55710000	Ins General Liabilty	SA	100001850	11/30/2012	146.85
55710000	Ins General Liabilty	SA	100001851	11/30/2012	17,685.20
55710000	Ins General Liabilty	CF	9300004637	11/30/2012	(24,815.80)
55710000	Ins General Liabilty	CF	9300004637	11/30/2012	24,815.80
55710000	Ins General Liabilty	CF	9300004655	11/30/2012	(587.81)

## Kentucky American Water Company

Case No. 2012-00520

Response to PSC DR1, Item 31

Account	Description	Doc Type	Document Number	Posting Date	Amount
55710000	Ins General Liabilty	CF	9300004655	11/30/2012	587.81
55720000	Ins Work Comp	SA	100001832	11/30/2012	13,570.32
55720000	Ins Work Comp	CF	9300004250	11/30/2012	3.91
55720000	Ins Work Comp	CF	9300004250	11/30/2012	(3.91)
55720000	Ins Work Comp	CF	9300004251	11/30/2012	0.46
55720000	Ins Work Comp	CF	9300004251	11/30/2012	(0.46)
55720000	Ins Work Comp	CF	9300004252	11/30/2012	3.33
55720000	Ins Work Comp	CF	9300004252	11/30/2012	(3.33)
55720000	Ins Work Comp	CF	9300004253	11/30/2012	6.66
55720000	Ins Work Comp	CF	9300004253	11/30/2012	(6.66)
55720000	Ins Work Comp	CF	9300004254	11/30/2012	4.53
55720000	Ins Work Comp	CF	9300004254	11/30/2012	(4.53)
55720000	Ins Work Comp	CF	9300004255	11/30/2012	3.33
55720000	Ins Work Comp	CF	9300004255	11/30/2012	(3.33)
55720000	Ins Work Comp	CF	9300004256	11/30/2012	0.46
55720000	Ins Work Comp	CF	9300004256	11/30/2012	(0.46)
55720000	Ins Work Comp	CF	9300004257	11/30/2012	3.82
55720000	Ins Work Comp	CF	9300004257	11/30/2012	(3.82)
55720000	Ins Work Comp	CF	9300004258	11/30/2012	3.26
55720000	Ins Work Comp	CF	9300004258	11/30/2012	(3.26)
55720000	Ins Work Comp	CF	9300004259	11/30/2012	(3.91)
55720000	Ins Work Comp	CF	9300004259	11/30/2012	3.91
55720000	Ins Work Comp	CF	9300004260	11/30/2012	(0.46)
55720000	Ins Work Comp	CF	9300004260	11/30/2012	0.46
55720000	Ins Work Comp	CF	9300004261	11/30/2012	(3.33)
55720000	Ins Work Comp	CF	9300004261	11/30/2012	3.33
55720000	Ins Work Comp	CF	9300004262	11/30/2012	(6.66)
55720000	Ins Work Comp	CF	9300004262	11/30/2012	6.66
55720000	Ins Work Comp	CF	9300004263	11/30/2012	(4.53)
55720000	Ins Work Comp	CF	9300004263	11/30/2012	4.53
55720000	Ins Work Comp	CF	9300004264	11/30/2012	(3.33)
55720000	Ins Work Comp	CF	9300004264	11/30/2012	3.33
55720000	Ins Work Comp	CF	9300004265	11/30/2012	(0.46)
55720000	Ins Work Comp	CF	9300004265	11/30/2012	0.46
55720000	Ins Work Comp	CF	9300004266	11/30/2012	(3.82)
55720000	Ins Work Comp	CF	9300004266	11/30/2012	3.82
55720000	Ins Work Comp	CF	9300004267	11/30/2012	(3.26)
55720000	Ins Work Comp	CF	9300004267	11/30/2012	3.26
55720000	Ins Work Comp	CF	9300004268	11/30/2012	(92.04)
55720000	Ins Work Comp	CF	9300004268	11/30/2012	92.04
55720000	Ins Work Comp	CF	9300004269	11/30/2012	(6.53)
55720000	Ins Work Comp	CF	9300004269	11/30/2012	6.53
55720000	Ins Work Comp	CF	9300004270	11/30/2012	(895.98)
55720000	Ins Work Comp	CF	9300004270	11/30/2012	895.98
55720000	Ins Work Comp	CF	9300004271	11/30/2012	(3.84)
55720000	Ins Work Comp	CF	9300004271	11/30/2012	3.84
55720000	Ins Work Comp	CF	9300004272	11/30/2012	(9.55)
55720000	Ins Work Comp	CF	9300004272	11/30/2012	9.55
55720000	Ins Work Comp	CF	9300004273	11/30/2012	(82.03)
55720000	Ins Work Comp	CF	9300004273	11/30/2012	82.03
55720000	Ins Work Comp	CF	9300004274	11/30/2012	(67.39)
55720000	Ins Work Comp	CF	9300004274	11/30/2012	67.39
55720000	Ins Work Comp	CF	9300004275	11/30/2012	8.69

## Kentucky American Water Company

Case No. 2012-00520

Response to PSC DR1, Item 31

Account	Description	Doc Type	Document Number	Posting Date	Amount
55720000	Ins Work Comp	CF	9300004275	11/30/2012	(8.69)
55720000	Ins Work Comp	CF	9300004276	11/30/2012	(401.66)
55720000	Ins Work Comp	CF	9300004276	11/30/2012	401.66
55720000	Ins Work Comp	CF	9300004277	11/30/2012	(14.23)
55720000	Ins Work Comp	CF	9300004277	11/30/2012	14.23
55720000	Ins Work Comp	CF	9300004278	11/30/2012	(58.06)
55720000	Ins Work Comp	CF	9300004278	11/30/2012	58.06
55720000	Ins Work Comp	CF	9300004279	11/30/2012	(20.54)
55720000	Ins Work Comp	CF	9300004279	11/30/2012	20.54
55720000	Ins Work Comp	CF	9300004280	11/30/2012	(13.67)
55720000	Ins Work Comp	CF	9300004280	11/30/2012	13.67
55720000	Ins Work Comp	CF	9300004281	11/30/2012	(260.03)
55720000	Ins Work Comp	CF	9300004281	11/30/2012	260.03
55720000	Ins Work Comp	CF	9300004282	11/30/2012	(0.32)
55720000	Ins Work Comp	CF	9300004282	11/30/2012	0.32
55720000	Ins Work Comp	CF	9300004283	11/30/2012	(5.35)
55720000	Ins Work Comp	CF	9300004283	11/30/2012	5.35
55720000	Ins Work Comp	CF	9300004284	11/30/2012	(70.73)
55720000	Ins Work Comp	CF	9300004284	11/30/2012	70.73
55720000	Ins Work Comp	CF	9300004285	11/30/2012	(55.43)
55720000	Ins Work Comp	CF	9300004285	11/30/2012	55.43
55720000	Ins Work Comp	CF	9300004286	11/30/2012	(20.66)
55720000	Ins Work Comp	CF	9300004286	11/30/2012	20.66
55720000	Ins Work Comp	CF	9300004287	11/30/2012	(26.00)
55720000	Ins Work Comp	CF	9300004287	11/30/2012	26.00
55720000	Ins Work Comp	CF	9300004288	11/30/2012	(32.80)
55720000	Ins Work Comp	CF	9300004288	11/30/2012	32.80
55720000	Ins Work Comp	CF	9300004289	11/30/2012	(43.28)
55720000	Ins Work Comp	CF	9300004289	11/30/2012	43.28
55720000	Ins Work Comp	CF	9300004290	11/30/2012	(2.75)
55720000	Ins Work Comp	CF	9300004290	11/30/2012	2.75
55720000	Ins Work Comp	CF	9300004291	11/30/2012	(123.09)
55720000	Ins Work Comp	CF	9300004291	11/30/2012	123.09
55720000	Ins Work Comp	CF	9300004292	11/30/2012	(130.08)
55720000	Ins Work Comp	CF	9300004292	11/30/2012	130.08
55720000	Ins Work Comp	CF	9300004293	11/30/2012	(43.86)
55720000	Ins Work Comp	CF	9300004293	11/30/2012	43.86
55720000	Ins Work Comp	CF	9300004294	11/30/2012	(10.65)
55720000	Ins Work Comp	CF	9300004294	11/30/2012	10.65
55720000	Ins Work Comp	CF	9300004295	11/30/2012	(48.80)
55720000	Ins Work Comp	CF	9300004295	11/30/2012	48.80
55720000	Ins Work Comp	CF	9300004296	11/30/2012	(41.59)
55720000	Ins Work Comp	CF	9300004296	11/30/2012	41.59
55720000	Ins Work Comp	CF	9300004297	11/30/2012	(25.04)
55720000	Ins Work Comp	CF	9300004297	11/30/2012	25.04
55720000	Ins Work Comp	CF	9300004298	11/30/2012	(65.47)
55720000	Ins Work Comp	CF	9300004298	11/30/2012	65.47
55720000	Ins Work Comp	CF	9300004299	11/30/2012	(45.24)
55720000	Ins Work Comp	CF	9300004299	11/30/2012	45.24
55720000	Ins Work Comp	CF	9300004300	11/30/2012	(120.46)
55720000	Ins Work Comp	CF	9300004300	11/30/2012	120.46
55720000	Ins Work Comp	CF	9300004301	11/30/2012	(40.43)
55720000	Ins Work Comp	CF	9300004301	11/30/2012	40.43

## Kentucky American Water Company

Case No. 2012-00520

Response to PSC DR1, Item 31

Account	Description	Doc Type	Document Number	Posting Date	Amount
55720000	Ins Work Comp	CF	9300004302	11/30/2012	2.61
55720000	Ins Work Comp	CF	9300004302	11/30/2012	(2.61)
55720000	Ins Work Comp	CF	9300004303	11/30/2012	74.23
55720000	Ins Work Comp	CF	9300004303	11/30/2012	(74.23)
55720000	Ins Work Comp	CF	9300004304	11/30/2012	13.41
55720000	Ins Work Comp	CF	9300004304	11/30/2012	(13.41)
55720000	Ins Work Comp	CF	9300004305	11/30/2012	(3.18)
55720000	Ins Work Comp	CF	9300004305	11/30/2012	3.18
55720000	Ins Work Comp	CF	9300004306	11/30/2012	4.29
55720000	Ins Work Comp	CF	9300004306	11/30/2012	(4.29)
55720000	Ins Work Comp	CF	9300004307	11/30/2012	25.82
55720000	Ins Work Comp	CF	9300004307	11/30/2012	(25.82)
55720000	Ins Work Comp	CF	9300004308	11/30/2012	(53.04)
55720000	Ins Work Comp	CF	9300004308	11/30/2012	53.04
55720000	Ins Work Comp	CF	9300004309	11/30/2012	(18.72)
55720000	Ins Work Comp	CF	9300004309	11/30/2012	18.72
55720000	Ins Work Comp	CF	9300004310	11/30/2012	(7.11)
55720000	Ins Work Comp	CF	9300004310	11/30/2012	7.11
55720000	Ins Work Comp	CF	9300004311	11/30/2012	(8.47)
55720000	Ins Work Comp	CF	9300004311	11/30/2012	8.47
55720000	Ins Work Comp	CF	9300004312	11/30/2012	27.34
55720000	Ins Work Comp	CF	9300004312	11/30/2012	(27.34)
55720000	Ins Work Comp	CF	9300004313	11/30/2012	(1.71)
55720000	Ins Work Comp	CF	9300004313	11/30/2012	1.71
55720000	Ins Work Comp	CF	9300004314	11/30/2012	(12.62)
55720000	Ins Work Comp	CF	9300004314	11/30/2012	12.62
55720000	Ins Work Comp	CF	9300004315	11/30/2012	(25.57)
55720000	Ins Work Comp	CF	9300004315	11/30/2012	25.57
55720000	Ins Work Comp	CF	9300004316	11/30/2012	4.39
55720000	Ins Work Comp	CF	9300004316	11/30/2012	(4.39)
55720000	Ins Work Comp	CF	9300004317	11/30/2012	(1.29)
55720000	Ins Work Comp	CF	9300004317	11/30/2012	1.29
55720000	Ins Work Comp	CF	9300004318	11/30/2012	1.94
55720000	Ins Work Comp	CF	9300004318	11/30/2012	(1.94)
55720000	Ins Work Comp	CF	9300004319	11/30/2012	(0.55)
55720000	Ins Work Comp	CF	9300004319	11/30/2012	0.55
55720000	Ins Work Comp	CF	9300004320	11/30/2012	1.77
55720000	Ins Work Comp	CF	9300004320	11/30/2012	(1.77)
55720000	Ins Work Comp	CF	9300004321	11/30/2012	4.90
55720000	Ins Work Comp	CF	9300004321	11/30/2012	(4.90)
55720000	Ins Work Comp	CF	9300004322	11/30/2012	(8.39)
55720000	Ins Work Comp	CF	9300004322	11/30/2012	8.39
55720000	Ins Work Comp	CF	9300004323	11/30/2012	(16.88)
55720000	Ins Work Comp	CF	9300004323	11/30/2012	16.88
55720000	Ins Work Comp	CF	9300004324	11/30/2012	19.59
55720000	Ins Work Comp	CF	9300004324	11/30/2012	(19.59)
55720000	Ins Work Comp	CF	9300004325	11/30/2012	34.20
55720000	Ins Work Comp	CF	9300004325	11/30/2012	(34.20)
55720000	Ins Work Comp	CF	9300004326	11/30/2012	(18.09)
55720000	Ins Work Comp	CF	9300004326	11/30/2012	18.09
55720000	Ins Work Comp	CF	9300004327	11/30/2012	(35.72)
55720000	Ins Work Comp	CF	9300004327	11/30/2012	35.72
55720000	Ins Work Comp	CF	9300004328	11/30/2012	(1.56)

## Kentucky American Water Company

Case No. 2012-00520

Response to PSC DR1, Item 31

Account	Description	Doc Type	Document Number	Posting Date	Amount
55720000	Ins Work Comp	CF	9300004328	11/30/2012	1.56
55720000	Ins Work Comp	CF	9300004329	11/30/2012	(14.53)
55720000	Ins Work Comp	CF	9300004329	11/30/2012	14.53
55720000	Ins Work Comp	CF	9300004330	11/30/2012	(10.71)
55720000	Ins Work Comp	CF	9300004330	11/30/2012	10.71
55720000	Ins Work Comp	CF	9300004331	11/30/2012	(33.06)
55720000	Ins Work Comp	CF	9300004331	11/30/2012	33.06
55720000	Ins Work Comp	CF	9300004332	11/30/2012	(70.26)
55720000	Ins Work Comp	CF	9300004332	11/30/2012	70.26
55720000	Ins Work Comp	CF	9300004333	11/30/2012	(2.35)
55720000	Ins Work Comp	CF	9300004333	11/30/2012	2.35
55720000	Ins Work Comp	CF	9300004334	11/30/2012	(31.12)
55720000	Ins Work Comp	CF	9300004334	11/30/2012	31.12
55720000	Ins Work Comp	CF	9300004335	11/30/2012	(3.31)
55720000	Ins Work Comp	CF	9300004335	11/30/2012	3.31
55720000	Ins Work Comp	CF	9300004336	11/30/2012	(10.60)
55720000	Ins Work Comp	CF	9300004336	11/30/2012	10.60
55720000	Ins Work Comp	CF	9300004337	11/30/2012	(24.39)
55720000	Ins Work Comp	CF	9300004337	11/30/2012	24.39
55720000	Ins Work Comp	CF	9300004338	11/30/2012	(1.71)
55720000	Ins Work Comp	CF	9300004338	11/30/2012	1.71
55720000	Ins Work Comp	CF	9300004339	11/30/2012	(2.77)
55720000	Ins Work Comp	CF	9300004339	11/30/2012	2.77
55720000	Ins Work Comp	CF	9300004340	11/30/2012	2.52
55720000	Ins Work Comp	CF	9300004340	11/30/2012	(2.52)
55720000	Ins Work Comp	CF	9300004341	11/30/2012	(19.18)
55720000	Ins Work Comp	CF	9300004341	11/30/2012	19.18
55720000	Ins Work Comp	CF	9300004342	11/30/2012	(3.08)
55720000	Ins Work Comp	CF	9300004342	11/30/2012	3.08
55720000	Ins Work Comp	CF	9300004343	11/30/2012	12.44
55720000	Ins Work Comp	CF	9300004343	11/30/2012	(12.44)
55720000	Ins Work Comp	CF	9300004344	11/30/2012	0.19
55720000	Ins Work Comp	CF	9300004344	11/30/2012	(0.19)
55720000	Ins Work Comp	CF	9300004345	11/30/2012	(15.17)
55720000	Ins Work Comp	CF	9300004345	11/30/2012	15.17
55720000	Ins Work Comp	CF	9300004346	11/30/2012	(5.39)
55720000	Ins Work Comp	CF	9300004346	11/30/2012	5.39
55720000	Ins Work Comp	CF	9300004348	11/30/2012	92.04
55720000	Ins Work Comp	CF	9300004348	11/30/2012	(92.04)
55720000	Ins Work Comp	CF	9300004350	11/30/2012	3.84
55720000	Ins Work Comp	CF	9300004350	11/30/2012	(3.84)
55720000	Ins Work Comp	CF	9300004352	11/30/2012	9.55
55720000	Ins Work Comp	CF	9300004352	11/30/2012	(9.55)
55720000	Ins Work Comp	CF	9300004357	11/30/2012	123.09
55720000	Ins Work Comp	CF	9300004357	11/30/2012	(123.09)
55720000	Ins Work Comp	CF	9300004364	11/30/2012	20.66
55720000	Ins Work Comp	CF	9300004364	11/30/2012	(20.66)
55720000	Ins Work Comp	CF	9300004366	11/30/2012	32.80
55720000	Ins Work Comp	CF	9300004366	11/30/2012	(32.80)
55720000	Ins Work Comp	CF	9300004369	11/30/2012	82.03
55720000	Ins Work Comp	CF	9300004369	11/30/2012	(82.03)
55720000	Ins Work Comp	CF	9300004371	11/30/2012	(8.69)
55720000	Ins Work Comp	CF	9300004371	11/30/2012	8.69

## Kentucky American Water Company

Case No. 2012-00520

Response to PSC DR1, Item 31

Account	Description	Doc Type	Document Number	Posting Date	Amount
55720000	Ins Work Comp	CF	9300004373	11/30/2012	20.54
55720000	Ins Work Comp	CF	9300004373	11/30/2012	(20.54)
55720000	Ins Work Comp	CF	9300004375	11/30/2012	45.24
55720000	Ins Work Comp	CF	9300004375	11/30/2012	(45.24)
55720000	Ins Work Comp	CF	9300004378	11/30/2012	2.75
55720000	Ins Work Comp	CF	9300004378	11/30/2012	(2.75)
55720000	Ins Work Comp	CF	9300004380	11/30/2012	130.08
55720000	Ins Work Comp	CF	9300004380	11/30/2012	(130.08)
55720000	Ins Work Comp	CF	9300004384	11/30/2012	260.03
55720000	Ins Work Comp	CF	9300004384	11/30/2012	(260.03)
55720000	Ins Work Comp	CF	9300004388	11/30/2012	48.80
55720000	Ins Work Comp	CF	9300004388	11/30/2012	(48.80)
55720000	Ins Work Comp	CF	9300004390	11/30/2012	0.32
55720000	Ins Work Comp	CF	9300004390	11/30/2012	(0.32)
55720000	Ins Work Comp	CF	9300004394	11/30/2012	70.73
55720000	Ins Work Comp	CF	9300004394	11/30/2012	(70.73)
55720000	Ins Work Comp	CF	9300004397	11/30/2012	43.28
55720000	Ins Work Comp	CF	9300004397	11/30/2012	(43.28)
55720000	Ins Work Comp	CF	9300004401	11/30/2012	67.39
55720000	Ins Work Comp	CF	9300004401	11/30/2012	(67.39)
55720000	Ins Work Comp	CF	9300004403	11/30/2012	13.67
55720000	Ins Work Comp	CF	9300004403	11/30/2012	(13.67)
55720000	Ins Work Comp	CF	9300004405	11/30/2012	41.59
55720000	Ins Work Comp	CF	9300004405	11/30/2012	(41.59)
55720000	Ins Work Comp	CF	9300004407	11/30/2012	65.47
55720000	Ins Work Comp	CF	9300004407	11/30/2012	(65.47)
55720000	Ins Work Comp	CF	9300004412	11/30/2012	895.98
55720000	Ins Work Comp	CF	9300004412	11/30/2012	(895.98)
55720000	Ins Work Comp	CF	9300004414	11/30/2012	55.43
55720000	Ins Work Comp	CF	9300004414	11/30/2012	(55.43)
55720000	Ins Work Comp	CF	9300004416	11/30/2012	10.65
55720000	Ins Work Comp	CF	9300004416	11/30/2012	(10.65)
55720000	Ins Work Comp	CF	9300004418	11/30/2012	25.04
55720000	Ins Work Comp	CF	9300004418	11/30/2012	(25.04)
55720000	Ins Work Comp	CF	9300004420	11/30/2012	5.35
55720000	Ins Work Comp	CF	9300004420	11/30/2012	(5.35)
55720000	Ins Work Comp	CF	9300004423	11/30/2012	14.23
55720000	Ins Work Comp	CF	9300004423	11/30/2012	(14.23)
55720000	Ins Work Comp	CF	9300004425	11/30/2012	26.00
55720000	Ins Work Comp	CF	9300004425	11/30/2012	(26.00)
55720000	Ins Work Comp	CF	9300004427	11/30/2012	6.53
55720000	Ins Work Comp	CF	9300004427	11/30/2012	(6.53)
55720000	Ins Work Comp	CF	9300004429	11/30/2012	(401.66)
55720000	Ins Work Comp	CF	9300004429	11/30/2012	401.66
55720000	Ins Work Comp	CF	9300004431	11/30/2012	58.06
55720000	Ins Work Comp	CF	9300004431	11/30/2012	(58.06)
55720000	Ins Work Comp	CF	9300004435	11/30/2012	43.86
55720000	Ins Work Comp	CF	9300004435	11/30/2012	(43.86)
55720000	Ins Work Comp	CF	9300004437	11/30/2012	120.46
55720000	Ins Work Comp	CF	9300004437	11/30/2012	(120.46)
55720000	Ins Work Comp	CF	9300004445	11/30/2012	0.86
55720000	Ins Work Comp	CF	9300004445	11/30/2012	(0.86)
55720000	Ins Work Comp	CF	9300004446	11/30/2012	3.44



## Kentucky American Water Company

Case No. 2012-00520

Response to PSC DR1, Item 31

Account	Description	Doc Type	Document Number	Posting Date	Amount
55720000	Ins Work Comp	CF	9300004446	11/30/2012	(3.44)
55720000	Ins Work Comp	CF	9300004447	11/30/2012	10.20
55720000	Ins Work Comp	CF	9300004447	11/30/2012	(10.20)
55720000	Ins Work Comp	CF	9300004448	11/30/2012	8.88
55720000	Ins Work Comp	CF	9300004448	11/30/2012	(8.88)
55720000	Ins Work Comp	CF	9300004449	11/30/2012	10.33
55720000	Ins Work Comp	CF	9300004449	11/30/2012	(10.33)
55720000	Ins Work Comp	CF	9300004450	11/30/2012	1.72
55720000	Ins Work Comp	CF	9300004450	11/30/2012	(1.72)
55720000	Ins Work Comp	CF	9300004451	11/30/2012	0.69
55720000	Ins Work Comp	CF	9300004451	11/30/2012	(0.69)
55720000	Ins Work Comp	CF	9300004452	11/30/2012	0.69
55720000	Ins Work Comp	CF	9300004452	11/30/2012	(0.69)
55720000	Ins Work Comp	CF	9300004453	11/30/2012	0.69
55720000	Ins Work Comp	CF	9300004453	11/30/2012	(0.69)
55720000	Ins Work Comp	CF	9300004454	11/30/2012	0.69
55720000	Ins Work Comp	CF	9300004454	11/30/2012	(0.69)
55720000	Ins Work Comp	CF	9300004455	11/30/2012	0.69
55720000	Ins Work Comp	CF	9300004455	11/30/2012	(0.69)
55720000	Ins Work Comp	CF	9300004456	11/30/2012	(0.86)
55720000	Ins Work Comp	CF	9300004456	11/30/2012	0.86
55720000	Ins Work Comp	CF	9300004457	11/30/2012	(3.44)
55720000	Ins Work Comp	CF	9300004457	11/30/2012	3.44
55720000	Ins Work Comp	CF	9300004458	11/30/2012	(10.20)
55720000	Ins Work Comp	CF	9300004458	11/30/2012	10.20
55720000	Ins Work Comp	CF	9300004459	11/30/2012	(8.88)
55720000	Ins Work Comp	CF	9300004459	11/30/2012	8.88
55720000	Ins Work Comp	CF	9300004460	11/30/2012	(10.33)
55720000	Ins Work Comp	CF	9300004460	11/30/2012	10.33
55720000	Ins Work Comp	CF	9300004461	11/30/2012	(1.72)
55720000	Ins Work Comp	CF	9300004461	11/30/2012	1.72
55720000	Ins Work Comp	CF	9300004463	11/30/2012	(0.69)
55720000	Ins Work Comp	CF	9300004463	11/30/2012	0.69
55720000	Ins Work Comp	CF	9300004464	11/30/2012	(0.69)
55720000	Ins Work Comp	CF	9300004464	11/30/2012	0.69
55720000	Ins Work Comp	CF	9300004465	11/30/2012	(0.69)
55720000	Ins Work Comp	CF	9300004465	11/30/2012	0.69
55720000	Ins Work Comp	CF	9300004466	11/30/2012	(0.69)
55720000	Ins Work Comp	CF	9300004466	11/30/2012	0.69
55720000	Ins Work Comp	CF	9300004467	11/30/2012	(0.69)
55720000	Ins Work Comp	CF	9300004467	11/30/2012	0.69
55720000	Ins Work Comp	CF	9300004468	11/30/2012	320.76
55720000	Ins Work Comp	CF	9300004468	11/30/2012	(320.76)
55720000	Ins Work Comp	CF	9300004469	11/30/2012	32.66
55720000	Ins Work Comp	CF	9300004469	11/30/2012	(32.66)
55720000	Ins Work Comp	CF	9300004470	11/30/2012	2,193.27
55720000	Ins Work Comp	CF	9300004470	11/30/2012	(2,193.27)
55720000	Ins Work Comp	CF	9300004471	11/30/2012	4.85
55720000	Ins Work Comp	CF	9300004471	11/30/2012	(4.85)
55720000	Ins Work Comp	CF	9300004472	11/30/2012	12.25
55720000	Ins Work Comp	CF	9300004472	11/30/2012	(12.25)
55720000	Ins Work Comp	CF	9300004473	11/30/2012	375.15
55720000	Ins Work Comp	CF	9300004473	11/30/2012	(375.15)

## Kentucky American Water Company

Case No. 2012-00520

Response to PSC DR1, Item 31

Account	Description	Doc Type	Document Number	Posting Date	Amount
55720000	Ins Work Comp	CF	9300004474	11/30/2012	552.49
55720000	Ins Work Comp	CF	9300004474	11/30/2012	(552.49)
55720000	Ins Work Comp	CF	9300004475	11/30/2012	80.62
55720000	Ins Work Comp	CF	9300004475	11/30/2012	(80.62)
55720000	Ins Work Comp	CF	9300004476	11/30/2012	1,630.29
55720000	Ins Work Comp	CF	9300004476	11/30/2012	(1,630.29)
55720000	Ins Work Comp	CF	9300004477	11/30/2012	24.26
55720000	Ins Work Comp	CF	9300004477	11/30/2012	(24.26)
55720000	Ins Work Comp	CF	9300004478	11/30/2012	88.47
55720000	Ins Work Comp	CF	9300004478	11/30/2012	(88.47)
55720000	Ins Work Comp	CF	9300004479	11/30/2012	15.80
55720000	Ins Work Comp	CF	9300004479	11/30/2012	(15.80)
55720000	Ins Work Comp	CF	9300004480	11/30/2012	53.26
55720000	Ins Work Comp	CF	9300004480	11/30/2012	(53.26)
55720000	Ins Work Comp	CF	9300004481	11/30/2012	899.67
55720000	Ins Work Comp	CF	9300004481	11/30/2012	(899.67)
55720000	Ins Work Comp	CF	9300004482	11/30/2012	14.83
55720000	Ins Work Comp	CF	9300004482	11/30/2012	(14.83)
55720000	Ins Work Comp	CF	9300004483	11/30/2012	448.05
55720000	Ins Work Comp	CF	9300004483	11/30/2012	(448.05)
55720000	Ins Work Comp	CF	9300004484	11/30/2012	345.89
55720000	Ins Work Comp	CF	9300004484	11/30/2012	(345.89)
55720000	Ins Work Comp	CF	9300004485	11/30/2012	92.90
55720000	Ins Work Comp	CF	9300004485	11/30/2012	(92.90)
55720000	Ins Work Comp	CF	9300004486	11/30/2012	38.79
55720000	Ins Work Comp	CF	9300004486	11/30/2012	(38.79)
55720000	Ins Work Comp	CF	9300004487	11/30/2012	253.09
55720000	Ins Work Comp	CF	9300004487	11/30/2012	(253.09)
55720000	Ins Work Comp	CF	9300004488	11/30/2012	146.02
55720000	Ins Work Comp	CF	9300004488	11/30/2012	(146.02)
55720000	Ins Work Comp	CF	9300004489	11/30/2012	5.01
55720000	Ins Work Comp	CF	9300004489	11/30/2012	(5.01)
55720000	Ins Work Comp	CF	9300004490	11/30/2012	597.98
55720000	Ins Work Comp	CF	9300004490	11/30/2012	(597.98)
55720000	Ins Work Comp	CF	9300004491	11/30/2012	355.27
55720000	Ins Work Comp	CF	9300004491	11/30/2012	(355.27)
55720000	Ins Work Comp	CF	9300004492	11/30/2012	98.75
55720000	Ins Work Comp	CF	9300004492	11/30/2012	(98.75)
55720000	Ins Work Comp	CF	9300004493	11/30/2012	90.94
55720000	Ins Work Comp	CF	9300004493	11/30/2012	(90.94)
55720000	Ins Work Comp	CF	9300004494	11/30/2012	61.38
55720000	Ins Work Comp	CF	9300004494	11/30/2012	(61.38)
55720000	Ins Work Comp	CF	9300004495	11/30/2012	204.23
55720000	Ins Work Comp	CF	9300004495	11/30/2012	(204.23)
55720000	Ins Work Comp	CF	9300004496	11/30/2012	88.14
55720000	Ins Work Comp	CF	9300004496	11/30/2012	(88.14)
55720000	Ins Work Comp	CF	9300004497	11/30/2012	472.79
55720000	Ins Work Comp	CF	9300004497	11/30/2012	(472.79)
55720000	Ins Work Comp	CF	9300004498	11/30/2012	74.69
55720000	Ins Work Comp	CF	9300004498	11/30/2012	(74.69)
55720000	Ins Work Comp	CF	9300004499	11/30/2012	197.80
55720000	Ins Work Comp	CF	9300004499	11/30/2012	(197.80)
55720000	Ins Work Comp	CF	9300004500	11/30/2012	487.46

## Kentucky American Water Company

Case No. 2012-00520

Response to PSC DR1, Item 31

Account	Description	Doc Type	Document Number	Posting Date	Amount
55720000	Ins Work Comp	CF	9300004500	11/30/2012	(487.46)
55720000	Ins Work Comp	CF	9300004501	11/30/2012	25.64
55720000	Ins Work Comp	CF	9300004501	11/30/2012	(25.64)
55720000	Ins Work Comp	CF	9300004502	11/30/2012	7.62
55720000	Ins Work Comp	CF	9300004502	11/30/2012	(7.62)
55720000	Ins Work Comp	CF	9300004503	11/30/2012	14.51
55720000	Ins Work Comp	CF	9300004503	11/30/2012	(14.51)
55720000	Ins Work Comp	CF	9300004504	11/30/2012	25.78
55720000	Ins Work Comp	CF	9300004504	11/30/2012	(25.78)
55720000	Ins Work Comp	CF	9300004505	11/30/2012	4.84
55720000	Ins Work Comp	CF	9300004505	11/30/2012	(4.84)
55720000	Ins Work Comp	CF	9300004506	11/30/2012	82.02
55720000	Ins Work Comp	CF	9300004506	11/30/2012	(82.02)
55720000	Ins Work Comp	CF	9300004507	11/30/2012	8.55
55720000	Ins Work Comp	CF	9300004507	11/30/2012	(8.55)
55720000	Ins Work Comp	CF	9300004508	11/30/2012	23.97
55720000	Ins Work Comp	CF	9300004508	11/30/2012	(23.97)
55720000	Ins Work Comp	CF	9300004509	11/30/2012	23.97
55720000	Ins Work Comp	CF	9300004509	11/30/2012	(23.97)
55720000	Ins Work Comp	CF	9300004510	11/30/2012	163.61
55720000	Ins Work Comp	CF	9300004510	11/30/2012	(163.61)
55720000	Ins Work Comp	CF	9300004511	11/30/2012	35.31
55720000	Ins Work Comp	CF	9300004511	11/30/2012	(35.31)
55720000	Ins Work Comp	CF	9300004512	11/30/2012	415.62
55720000	Ins Work Comp	CF	9300004512	11/30/2012	(415.62)
55720000	Ins Work Comp	CF	9300004513	11/30/2012	23.65
55720000	Ins Work Comp	CF	9300004513	11/30/2012	(23.65)
55720000	Ins Work Comp	CF	9300004514	11/30/2012	60.10
55720000	Ins Work Comp	CF	9300004514	11/30/2012	(60.10)
55720000	Ins Work Comp	CF	9300004515	11/30/2012	43.80
55720000	Ins Work Comp	CF	9300004515	11/30/2012	(43.80)
55720000	Ins Work Comp	CF	9300004516	11/30/2012	98.19
55720000	Ins Work Comp	CF	9300004516	11/30/2012	(98.19)
55720000	Ins Work Comp	CF	9300004517	11/30/2012	38.19
55720000	Ins Work Comp	CF	9300004517	11/30/2012	(38.19)
55720000	Ins Work Comp	CF	9300004518	11/30/2012	156.35
55720000	Ins Work Comp	CF	9300004518	11/30/2012	(156.35)
55720000	Ins Work Comp	CF	9300004519	11/30/2012	1.47
55720000	Ins Work Comp	CF	9300004519	11/30/2012	(1.47)
55720000	Ins Work Comp	CF	9300004520	11/30/2012	94.59
55720000	Ins Work Comp	CF	9300004520	11/30/2012	(94.59)
55720000	Ins Work Comp	CF	9300004521	11/30/2012	14.45
55720000	Ins Work Comp	CF	9300004521	11/30/2012	(14.45)
55720000	Ins Work Comp	CF	9300004522	11/30/2012	92.78
55720000	Ins Work Comp	CF	9300004522	11/30/2012	(92.78)
55720000	Ins Work Comp	CF	9300004523	11/30/2012	2.33
55720000	Ins Work Comp	CF	9300004523	11/30/2012	(2.33)
55720000	Ins Work Comp	CF	9300004524	11/30/2012	23.97
55720000	Ins Work Comp	CF	9300004524	11/30/2012	(23.97)
55720000	Ins Work Comp	CF	9300004525	11/30/2012	13.99
55720000	Ins Work Comp	CF	9300004525	11/30/2012	(13.99)
55720000	Ins Work Comp	CF	9300004526	11/30/2012	49.18
55720000	Ins Work Comp	CF	9300004526	11/30/2012	(49.18)

## Kentucky American Water Company

Case No. 2012-00520

Response to PSC DR1, Item 31

Account	Description	Doc Type	Document Number	Posting Date	Amount
55720000	Ins Work Comp	CF	9300004527	11/30/2012	14.45
55720000	Ins Work Comp	CF	9300004527	11/30/2012	(14.45)
55720000	Ins Work Comp	CF	9300004528	11/30/2012	6.43
55720000	Ins Work Comp	CF	9300004528	11/30/2012	(6.43)
55720000	Ins Work Comp	CF	9300004529	11/30/2012	8.16
55720000	Ins Work Comp	CF	9300004529	11/30/2012	(8.16)
55720000	Ins Work Comp	CF	9300004530	11/30/2012	3.31
55720000	Ins Work Comp	CF	9300004530	11/30/2012	(3.31)
55720000	Ins Work Comp	CF	9300004531	11/30/2012	8.73
55720000	Ins Work Comp	CF	9300004531	11/30/2012	(8.73)
55720000	Ins Work Comp	CF	9300004539	11/30/2012	(320.76)
55720000	Ins Work Comp	CF	9300004539	11/30/2012	320.76
55720000	Ins Work Comp	CF	9300004541	11/30/2012	(4.85)
55720000	Ins Work Comp	CF	9300004541	11/30/2012	4.85
55720000	Ins Work Comp	CF	9300004543	11/30/2012	(12.25)
55720000	Ins Work Comp	CF	9300004543	11/30/2012	12.25
55720000	Ins Work Comp	CF	9300004546	11/30/2012	(597.98)
55720000	Ins Work Comp	CF	9300004546	11/30/2012	597.98
55720000	Ins Work Comp	CF	9300004551	11/30/2012	(92.90)
55720000	Ins Work Comp	CF	9300004551	11/30/2012	92.90
55720000	Ins Work Comp	CF	9300004553	11/30/2012	(253.09)
55720000	Ins Work Comp	CF	9300004553	11/30/2012	253.09
55720000	Ins Work Comp	CF	9300004558	11/30/2012	(375.15)
55720000	Ins Work Comp	CF	9300004558	11/30/2012	375.15
55720000	Ins Work Comp	CF	9300004561	11/30/2012	(80.62)
55720000	Ins Work Comp	CF	9300004561	11/30/2012	80.62
55720000	Ins Work Comp	CF	9300004566	11/30/2012	(15.80)
55720000	Ins Work Comp	CF	9300004566	11/30/2012	15.80
55720000	Ins Work Comp	CF	9300004568	11/30/2012	(74.69)
55720000	Ins Work Comp	CF	9300004568	11/30/2012	74.69
55720000	Ins Work Comp	CF	9300004571	11/30/2012	(5.01)
55720000	Ins Work Comp	CF	9300004571	11/30/2012	5.01
55720000	Ins Work Comp	CF	9300004574	11/30/2012	(355.27)
55720000	Ins Work Comp	CF	9300004574	11/30/2012	355.27
55720000	Ins Work Comp	CF	9300004578	11/30/2012	(899.67)
55720000	Ins Work Comp	CF	9300004578	11/30/2012	899.67
55720000	Ins Work Comp	CF	9300004581	11/30/2012	(61.38)
55720000	Ins Work Comp	CF	9300004581	11/30/2012	61.38
55720000	Ins Work Comp	CF	9300004583	11/30/2012	(14.83)
55720000	Ins Work Comp	CF	9300004583	11/30/2012	14.83
55720000	Ins Work Comp	CF	9300004588	11/30/2012	(448.05)
55720000	Ins Work Comp	CF	9300004588	11/30/2012	448.05
55720000	Ins Work Comp	CF	9300004592	11/30/2012	(146.02)
55720000	Ins Work Comp	CF	9300004592	11/30/2012	146.02
55720000	Ins Work Comp	CF	9300004596	11/30/2012	(552.49)
55720000	Ins Work Comp	CF	9300004596	11/30/2012	552.49
55720000	Ins Work Comp	CF	9300004598	11/30/2012	(53.26)
55720000	Ins Work Comp	CF	9300004598	11/30/2012	53.26
55720000	Ins Work Comp	CF	9300004600	11/30/2012	(204.23)
55720000	Ins Work Comp	CF	9300004600	11/30/2012	204.23
55720000	Ins Work Comp	CF	9300004602	11/30/2012	(472.79)
55720000	Ins Work Comp	CF	9300004602	11/30/2012	472.79
55720000	Ins Work Comp	CF	9300004606	11/30/2012	(2,193.27)

## Kentucky American Water Company

Case No. 2012-00520

Response to PSC DR1, Item 31

Account	Description	Doc Type	Document Number	Posting Date	Amount
55720000	Ins Work Comp	CF	9300004606	11/30/2012	2,193.27
55720000	Ins Work Comp	CF	9300004609	11/30/2012	(345.89)
55720000	Ins Work Comp	CF	9300004609	11/30/2012	345.89
55720000	Ins Work Comp	CF	9300004611	11/30/2012	(90.94)
55720000	Ins Work Comp	CF	9300004611	11/30/2012	90.94
55720000	Ins Work Comp	CF	9300004613	11/30/2012	(88.14)
55720000	Ins Work Comp	CF	9300004613	11/30/2012	88.14
55720000	Ins Work Comp	CF	9300004617	11/30/2012	(24.26)
55720000	Ins Work Comp	CF	9300004617	11/30/2012	24.26
55720000	Ins Work Comp	CF	9300004619	11/30/2012	(38.79)
55720000	Ins Work Comp	CF	9300004619	11/30/2012	38.79
55720000	Ins Work Comp	CF	9300004621	11/30/2012	(32.66)
55720000	Ins Work Comp	CF	9300004621	11/30/2012	32.66
55720000	Ins Work Comp	CF	9300004623	11/30/2012	(1,630.29)
55720000	Ins Work Comp	CF	9300004623	11/30/2012	1,630.29
55720000	Ins Work Comp	CF	9300004625	11/30/2012	(88.47)
55720000	Ins Work Comp	CF	9300004625	11/30/2012	88.47
55720000	Ins Work Comp	CF	9300004628	11/30/2012	(98.75)
55720000	Ins Work Comp	CF	9300004628	11/30/2012	98.75
55720000	Ins Work Comp	CF	9300004630	11/30/2012	(197.80)
55720000	Ins Work Comp	CF	9300004630	11/30/2012	197.80
55720000	Ins Work Comp	CF	9300004680	11/30/2012	14.13
55720000	Ins Work Comp	CF	9300004680	11/30/2012	(14.13)
55720000	Ins Work Comp	CF	9300004681	11/30/2012	3.52
55720000	Ins Work Comp	CF	9300004681	11/30/2012	(3.52)
55720000	Ins Work Comp	CF	9300004682	11/30/2012	1.15
55720000	Ins Work Comp	CF	9300004682	11/30/2012	(1.15)
55720000	Ins Work Comp	CF	9300004683	11/30/2012	2.29
55720000	Ins Work Comp	CF	9300004683	11/30/2012	(2.29)
55720000	Ins Work Comp	CF	9300004684	11/30/2012	2.87
55720000	Ins Work Comp	CF	9300004684	11/30/2012	(2.87)
55720000	Ins Work Comp	CF	9300004694	11/30/2012	(14.13)
55720000	Ins Work Comp	CF	9300004694	11/30/2012	14.13
55720000	Ins Work Comp	CF	9300004695	11/30/2012	(3.52)
55720000	Ins Work Comp	CF	9300004695	11/30/2012	3.52
55720000	Ins Work Comp	CF	9300004696	11/30/2012	(1.15)
55720000	Ins Work Comp	CF	9300004696	11/30/2012	1.15
55720000	Ins Work Comp	CF	9300004697	11/30/2012	(2.29)
55720000	Ins Work Comp	CF	9300004697	11/30/2012	2.29
55720000	Ins Work Comp	CF	9300004698	11/30/2012	(2.87)
55720000	Ins Work Comp	CF	9300004698	11/30/2012	2.87
55720000	Ins Work Comp	CF	9300004699	11/30/2012	233.66
55720000	Ins Work Comp	CF	9300004699	11/30/2012	(233.66)
55720000	Ins Work Comp	CF	9300004700	11/30/2012	22.31
55720000	Ins Work Comp	CF	9300004700	11/30/2012	(22.31)
55720000	Ins Work Comp	CF	9300004701	11/30/2012	1,794.57
55720000	Ins Work Comp	CF	9300004701	11/30/2012	(1,794.57)
55720000	Ins Work Comp	CF	9300004702	11/30/2012	3.24
55720000	Ins Work Comp	CF	9300004702	11/30/2012	(3.24)
55720000	Ins Work Comp	CF	9300004703	11/30/2012	7.63
55720000	Ins Work Comp	CF	9300004703	11/30/2012	(7.63)
55720000	Ins Work Comp	CF	9300004704	11/30/2012	233.90
55720000	Ins Work Comp	CF	9300004704	11/30/2012	(233.90)

## Kentucky American Water Company

Case No. 2012-00520

Response to PSC DR1, Item 31

Account	Description	Doc Type	Document Number	Posting Date	Amount
55720000	Ins Work Comp	CF	9300004705	11/30/2012	260.66
55720000	Ins Work Comp	CF	9300004705	11/30/2012	(260.66)
55720000	Ins Work Comp	CF	9300004706	11/30/2012	89.77
55720000	Ins Work Comp	CF	9300004706	11/30/2012	(89.77)
55720000	Ins Work Comp	CF	9300004707	11/30/2012	1,690.63
55720000	Ins Work Comp	CF	9300004707	11/30/2012	(1,690.63)
55720000	Ins Work Comp	CF	9300004708	11/30/2012	9.68
55720000	Ins Work Comp	CF	9300004708	11/30/2012	(9.68)
55720000	Ins Work Comp	CF	9300004709	11/30/2012	41.85
55720000	Ins Work Comp	CF	9300004709	11/30/2012	(41.85)
55720000	Ins Work Comp	CF	9300004710	11/30/2012	6.32
55720000	Ins Work Comp	CF	9300004710	11/30/2012	(6.32)
55720000	Ins Work Comp	CF	9300004711	11/30/2012	40.90
55720000	Ins Work Comp	CF	9300004711	11/30/2012	(40.90)
55720000	Ins Work Comp	CF	9300004712	11/30/2012	347.00
55720000	Ins Work Comp	CF	9300004712	11/30/2012	(347.00)
55720000	Ins Work Comp	CF	9300004713	11/30/2012	2.10
55720000	Ins Work Comp	CF	9300004713	11/30/2012	(2.10)
55720000	Ins Work Comp	CF	9300004714	11/30/2012	226.63
55720000	Ins Work Comp	CF	9300004714	11/30/2012	(226.63)
55720000	Ins Work Comp	CF	9300004715	11/30/2012	162.03
55720000	Ins Work Comp	CF	9300004715	11/30/2012	(162.03)
55720000	Ins Work Comp	CF	9300004716	11/30/2012	63.83
55720000	Ins Work Comp	CF	9300004716	11/30/2012	(63.83)
55720000	Ins Work Comp	CF	9300004717	11/30/2012	21.55
55720000	Ins Work Comp	CF	9300004717	11/30/2012	(21.55)
55720000	Ins Work Comp	CF	9300004718	11/30/2012	174.46
55720000	Ins Work Comp	CF	9300004718	11/30/2012	(174.46)
55720000	Ins Work Comp	CF	9300004719	11/30/2012	105.47
55720000	Ins Work Comp	CF	9300004719	11/30/2012	(105.47)
55720000	Ins Work Comp	CF	9300004720	11/30/2012	10.95
55720000	Ins Work Comp	CF	9300004720	11/30/2012	(10.95)
55720000	Ins Work Comp	CF	9300004721	11/30/2012	400.17
55720000	Ins Work Comp	CF	9300004721	11/30/2012	(400.17)
55720000	Ins Work Comp	CF	9300004722	11/30/2012	179.10
55720000	Ins Work Comp	CF	9300004722	11/30/2012	(179.10)
55720000	Ins Work Comp	CF	9300004723	11/30/2012	40.95
55720000	Ins Work Comp	CF	9300004723	11/30/2012	(40.95)
55720000	Ins Work Comp	CF	9300004724	11/30/2012	42.01
55720000	Ins Work Comp	CF	9300004724	11/30/2012	(42.01)
55720000	Ins Work Comp	CF	9300004725	11/30/2012	26.96
55720000	Ins Work Comp	CF	9300004725	11/30/2012	(26.96)
55720000	Ins Work Comp	CF	9300004726	11/30/2012	135.67
55720000	Ins Work Comp	CF	9300004726	11/30/2012	(135.67)
55720000	Ins Work Comp	CF	9300004727	11/30/2012	4.71
55720000	Ins Work Comp	CF	9300004727	11/30/2012	(4.71)
55720000	Ins Work Comp	CF	9300004728	11/30/2012	28.86
55720000	Ins Work Comp	CF	9300004728	11/30/2012	(28.86)
55720000	Ins Work Comp	CF	9300004729	11/30/2012	147.44
55720000	Ins Work Comp	CF	9300004729	11/30/2012	(147.44)
55720000	Ins Work Comp	CF	9300004730	11/30/2012	35.11
55720000	Ins Work Comp	CF	9300004730	11/30/2012	(35.11)
55720000	Ins Work Comp	CF	9300004731	11/30/2012	51.09

## Kentucky American Water Company

Case No. 2012-00520

Response to PSC DR1, Item 31

Account	Description	Doc Type	Document Number	Posting Date	Amount
55720000	Ins Work Comp	CF	9300004731	11/30/2012	(51.09)
55720000	Ins Work Comp	CF	9300004732	11/30/2012	412.18
55720000	Ins Work Comp	CF	9300004732	11/30/2012	(412.18)
55720000	Ins Work Comp	CF	9300004733	11/30/2012	3.26
55720000	Ins Work Comp	CF	9300004733	11/30/2012	(3.26)
55720000	Ins Work Comp	CF	9300004734	11/30/2012	4.89
55720000	Ins Work Comp	CF	9300004734	11/30/2012	(4.89)
55720000	Ins Work Comp	CF	9300004735	11/30/2012	13.94
55720000	Ins Work Comp	CF	9300004735	11/30/2012	(13.94)
55720000	Ins Work Comp	CF	9300004736	11/30/2012	16.14
55720000	Ins Work Comp	CF	9300004736	11/30/2012	(16.14)
55720000	Ins Work Comp	CF	9300004737	11/30/2012	6.45
55720000	Ins Work Comp	CF	9300004737	11/30/2012	(6.45)
55720000	Ins Work Comp	CF	9300004738	11/30/2012	38.28
55720000	Ins Work Comp	CF	9300004738	11/30/2012	(38.28)
55720000	Ins Work Comp	CF	9300004739	11/30/2012	8.14
55720000	Ins Work Comp	CF	9300004739	11/30/2012	(8.14)
55720000	Ins Work Comp	CF	9300004740	11/30/2012	7.99
55720000	Ins Work Comp	CF	9300004740	11/30/2012	(7.99)
55720000	Ins Work Comp	CF	9300004741	11/30/2012	7.99
55720000	Ins Work Comp	CF	9300004741	11/30/2012	(7.99)
55720000	Ins Work Comp	CF	9300004742	11/30/2012	28.58
55720000	Ins Work Comp	CF	9300004742	11/30/2012	(28.58)
55720000	Ins Work Comp	CF	9300004743	11/30/2012	22.83
55720000	Ins Work Comp	CF	9300004743	11/30/2012	(22.83)
55720000	Ins Work Comp	CF	9300004744	11/30/2012	11.01
55720000	Ins Work Comp	CF	9300004744	11/30/2012	(11.01)
55720000	Ins Work Comp	CF	9300004745	11/30/2012	51.67
55720000	Ins Work Comp	CF	9300004745	11/30/2012	(51.67)
55720000	Ins Work Comp	CF	9300004746	11/30/2012	4.75
55720000	Ins Work Comp	CF	9300004746	11/30/2012	(4.75)
55720000	Ins Work Comp	CF	9300004747	11/30/2012	45.91
55720000	Ins Work Comp	CF	9300004747	11/30/2012	(45.91)
55720000	Ins Work Comp	CF	9300004748	11/30/2012	21.73
55720000	Ins Work Comp	CF	9300004748	11/30/2012	(21.73)
55720000	Ins Work Comp	CF	9300004749	11/30/2012	81.85
55720000	Ins Work Comp	CF	9300004749	11/30/2012	(81.85)
55720000	Ins Work Comp	CF	9300004750	11/30/2012	20.71
55720000	Ins Work Comp	CF	9300004750	11/30/2012	(20.71)
55720000	Ins Work Comp	CF	9300004751	11/30/2012	31.03
55720000	Ins Work Comp	CF	9300004751	11/30/2012	(31.03)
55720000	Ins Work Comp	CF	9300004752	11/30/2012	0.60
55720000	Ins Work Comp	CF	9300004752	11/30/2012	(0.60)
55720000	Ins Work Comp	CF	9300004753	11/30/2012	53.28
55720000	Ins Work Comp	CF	9300004753	11/30/2012	(53.28)
55720000	Ins Work Comp	CF	9300004754	11/30/2012	18.68
55720000	Ins Work Comp	CF	9300004754	11/30/2012	(18.68)
55720000	Ins Work Comp	CF	9300004755	11/30/2012	1.56
55720000	Ins Work Comp	CF	9300004755	11/30/2012	(1.56)
55720000	Ins Work Comp	CF	9300004756	11/30/2012	0.90
55720000	Ins Work Comp	CF	9300004756	11/30/2012	(0.90)
55720000	Ins Work Comp	CF	9300004757	11/30/2012	23.97
55720000	Ins Work Comp	CF	9300004757	11/30/2012	(23.97)

## Kentucky American Water Company

Case No. 2012-00520

Response to PSC DR1, Item 31

Account	Description	Doc Type	Document Number	Posting Date	Amount
55720000	Ins Work Comp	CF	9300004758	11/30/2012	8.71
55720000	Ins Work Comp	CF	9300004758	11/30/2012	(8.71)
55720000	Ins Work Comp	CF	9300004759	11/30/2012	0.90
55720000	Ins Work Comp	CF	9300004759	11/30/2012	(0.90)
55720000	Ins Work Comp	CF	9300004760	11/30/2012	0.91
55720000	Ins Work Comp	CF	9300004760	11/30/2012	(0.91)
55720000	Ins Work Comp	CF	9300004761	11/30/2012	4.42
55720000	Ins Work Comp	CF	9300004761	11/30/2012	(4.42)
55720000	Ins Work Comp	CF	9300004762	11/30/2012	2.72
55720000	Ins Work Comp	CF	9300004762	11/30/2012	(2.72)
55720000	Ins Work Comp	CF	9300004763	11/30/2012	5.32
55720000	Ins Work Comp	CF	9300004763	11/30/2012	(5.32)
55720000	Ins Work Comp	CF	9300004764	11/30/2012	12.04
55720000	Ins Work Comp	CF	9300004764	11/30/2012	(12.04)
55720000	Ins Work Comp	CF	9300004765	11/30/2012	4.29
55720000	Ins Work Comp	CF	9300004765	11/30/2012	(4.29)
55720000	Ins Work Comp	CF	9300004790	11/30/2012	(233.66)
55720000	Ins Work Comp	CF	9300004790	11/30/2012	233.66
55720000	Ins Work Comp	CF	9300004792	11/30/2012	(3.24)
55720000	Ins Work Comp	CF	9300004792	11/30/2012	3.24
55720000	Ins Work Comp	CF	9300004794	11/30/2012	(7.63)
55720000	Ins Work Comp	CF	9300004794	11/30/2012	7.63
55720000	Ins Work Comp	CF	9300004799	11/30/2012	(400.17)
55720000	Ins Work Comp	CF	9300004799	11/30/2012	400.17
55720000	Ins Work Comp	CF	9300004806	11/30/2012	(63.83)
55720000	Ins Work Comp	CF	9300004806	11/30/2012	63.83
55720000	Ins Work Comp	CF	9300004808	11/30/2012	(174.46)
55720000	Ins Work Comp	CF	9300004808	11/30/2012	174.46
55720000	Ins Work Comp	CF	9300004811	11/30/2012	(233.90)
55720000	Ins Work Comp	CF	9300004811	11/30/2012	233.90
55720000	Ins Work Comp	CF	9300004814	11/30/2012	(89.77)
55720000	Ins Work Comp	CF	9300004814	11/30/2012	89.77
55720000	Ins Work Comp	CF	9300004818	11/30/2012	(6.32)
55720000	Ins Work Comp	CF	9300004818	11/30/2012	6.32
55720000	Ins Work Comp	CF	9300004820	11/30/2012	(35.11)
55720000	Ins Work Comp	CF	9300004820	11/30/2012	35.11
55720000	Ins Work Comp	CF	9300004822	11/30/2012	(10.95)
55720000	Ins Work Comp	CF	9300004822	11/30/2012	10.95
55720000	Ins Work Comp	CF	9300004824	11/30/2012	(179.10)
55720000	Ins Work Comp	CF	9300004824	11/30/2012	179.10
55720000	Ins Work Comp	CF	9300004828	11/30/2012	(347.00)
55720000	Ins Work Comp	CF	9300004828	11/30/2012	347.00
55720000	Ins Work Comp	CF	9300004831	11/30/2012	(26.96)
55720000	Ins Work Comp	CF	9300004831	11/30/2012	26.96
55720000	Ins Work Comp	CF	9300004833	11/30/2012	(4.71)
55720000	Ins Work Comp	CF	9300004833	11/30/2012	4.71
55720000	Ins Work Comp	CF	9300004835	11/30/2012	(2.10)
55720000	Ins Work Comp	CF	9300004835	11/30/2012	2.10
55720000	Ins Work Comp	CF	9300004840	11/30/2012	(226.63)
55720000	Ins Work Comp	CF	9300004840	11/30/2012	226.63
55720000	Ins Work Comp	CF	9300004844	11/30/2012	(105.47)
55720000	Ins Work Comp	CF	9300004844	11/30/2012	105.47
55720000	Ins Work Comp	CF	9300004847	11/30/2012	(260.66)



## Kentucky American Water Company

Case No. 2012-00520

Response to PSC DR1, Item 31

Account	Description	Doc Type	Document Number	Posting Date	Amount
55720000	Ins Work Comp	CF	9300004847	11/30/2012	260.66
55720000	Ins Work Comp	CF	9300004849	11/30/2012	(40.90)
55720000	Ins Work Comp	CF	9300004849	11/30/2012	40.90
55720000	Ins Work Comp	CF	9300004851	11/30/2012	(135.67)
55720000	Ins Work Comp	CF	9300004851	11/30/2012	135.67
55720000	Ins Work Comp	CF	9300004853	11/30/2012	(147.44)
55720000	Ins Work Comp	CF	9300004853	11/30/2012	147.44
55720000	Ins Work Comp	CF	9300004857	11/30/2012	(1,794.57)
55720000	Ins Work Comp	CF	9300004857	11/30/2012	1,794.57
55720000	Ins Work Comp	CF	9300004860	11/30/2012	(162.03)
55720000	Ins Work Comp	CF	9300004860	11/30/2012	162.03
55720000	Ins Work Comp	CF	9300004862	11/30/2012	(42.01)
55720000	Ins Work Comp	CF	9300004862	11/30/2012	42.01
55720000	Ins Work Comp	CF	9300004864	11/30/2012	(28.86)
55720000	Ins Work Comp	CF	9300004864	11/30/2012	28.86
55720000	Ins Work Comp	CF	9300004868	11/30/2012	9.68
55720000	Ins Work Comp	CF	9300004868	11/30/2012	(9.68)
55720000	Ins Work Comp	CF	9300004870	11/30/2012	(21.55)
55720000	Ins Work Comp	CF	9300004870	11/30/2012	21.55
55720000	Ins Work Comp	CF	9300004872	11/30/2012	(22.31)
55720000	Ins Work Comp	CF	9300004872	11/30/2012	22.31
55720000	Ins Work Comp	CF	9300004874	11/30/2012	(1,690.63)
55720000	Ins Work Comp	CF	9300004874	11/30/2012	1,690.63
55720000	Ins Work Comp	CF	9300004876	11/30/2012	(41.85)
55720000	Ins Work Comp	CF	9300004876	11/30/2012	41.85
55720000	Ins Work Comp	CF	9300004878	11/30/2012	(40.95)
55720000	Ins Work Comp	CF	9300004878	11/30/2012	40.95
55720000	Ins Work Comp	CF	9300004880	11/30/2012	(51.09)
55720000	Ins Work Comp	CF	9300004880	11/30/2012	51.09
55720100	Ins W/C Cap Credits	UT	9300004787	11/30/2012	(3.26)
55720100	Ins W/C Cap Credits	UT	9300004535	11/30/2012	(447.03)
55720100	Ins W/C Cap Credits	UT	9300004786	11/30/2012	(412.18)
55720100	Ins W/C Cap Credits	UT	9300004533	11/30/2012	(28.25)
55720100	Ins W/C Cap Credits	UT	9300004780	11/30/2012	(4.89)
55720100	Ins W/C Cap Credits	UZ	2000000524	11/30/2012	(38.28)
55720100	Ins W/C Cap Credits	UZ	2000000524	11/30/2012	(6.45)
55720100	Ins W/C Cap Credits	UZ	2000000524	11/30/2012	(16.14)
55720100	Ins W/C Cap Credits	UZ	2000000524	11/30/2012	(13.94)
55720100	Ins W/C Cap Credits	UZ	2000000524	11/30/2012	(4.29)
55720100	Ins W/C Cap Credits	UZ	2000000524	11/30/2012	(8.14)
55720100	Ins W/C Cap Credits	CS	9300004534	11/30/2012	(68.64)
55720100	Ins W/C Cap Credits	CS	9300004785	11/30/2012	(23.96)
55720100	Ins W/C Cap Credits	UZ	2000000524	11/30/2012	(7.99)
55720100	Ins W/C Cap Credits	UZ	2000000524	11/30/2012	(7.99)
55720100	Ins W/C Cap Credits	UZ	2000000524	11/30/2012	(11.01)
55720100	Ins W/C Cap Credits	UZ	2000000524	11/30/2012	(22.83)
55720100	Ins W/C Cap Credits	UZ	2000000524	11/30/2012	(28.58)
55720100	Ins W/C Cap Credits	UZ	2000000524	11/30/2012	(51.67)
55720100	Ins W/C Cap Credits	UZ	2000000524	11/30/2012	(4.75)
55720100	Ins W/C Cap Credits	UZ	2000000524	11/30/2012	(45.91)
55720100	Ins W/C Cap Credits	UZ	2000000524	11/30/2012	(21.73)
55720100	Ins W/C Cap Credits	UZ	2000000524	11/30/2012	(81.85)
55720100	Ins W/C Cap Credits	UZ	2000000524	11/30/2012	(20.71)

## Kentucky American Water Company

Case No. 2012-00520

Response to PSC DR1, Item 31

Account	Description	Doc Type	Document Number	Posting Date	Amount
55720100	Ins W/C Cap Credits	UZ	2000000524	11/30/2012	(53.28)
55720100	Ins W/C Cap Credits	UZ	2000000524	11/30/2012	(0.60)
55720100	Ins W/C Cap Credits	UZ	2000000524	11/30/2012	(31.03)
55720100	Ins W/C Cap Credits	UZ	2000000524	11/30/2012	(18.68)
55720100	Ins W/C Cap Credits	UZ	2000000524	11/30/2012	(1.56)
55720100	Ins W/C Cap Credits	UZ	2000000524	11/30/2012	(12.04)
55720100	Ins W/C Cap Credits	UZ	2000000524	11/30/2012	(0.90)
55720100	Ins W/C Cap Credits	UZ	2000000524	11/30/2012	(0.90)
55720100	Ins W/C Cap Credits	UZ	2000000524	11/30/2012	(0.91)
55720100	Ins W/C Cap Credits	UZ	2000000524	11/30/2012	(4.42)
55720100	Ins W/C Cap Credits	UZ	2000000524	11/30/2012	(2.72)
55720100	Ins W/C Cap Credits	UZ	2000000524	11/30/2012	(5.32)
55720100	Ins W/C Cap Credits	UZ	2000000524	11/30/2012	(23.97)
55720100	Ins W/C Cap Credits	UZ	2000000524	11/30/2012	(8.71)
55730000	Ins Other	SA	100001771	11/30/2012	8.82
55730000	Ins Other	SA	100001828	11/30/2012	39.60
55730000	Ins Other	SA	100001829	11/30/2012	55.35
55730000	Ins Other	SA	100001831	11/30/2012	538.90
55730000	Ins Other	SA	100001853	11/30/2012	9,561.52
55730000	Ins Other	CF	9300004637	11/30/2012	(10,155.77)
55730000	Ins Other	CF	9300004637	11/30/2012	10,155.77
55730000	Ins Other	CF	9300004655	11/30/2012	(48.42)
55730000	Ins Other	CF	9300004655	11/30/2012	48.42
56610000	Reg Exp-Amort	CF	9300004799	11/30/2012	(16,565.87)
56610000	Reg Exp-Amort	CF	9300004799	11/30/2012	16,565.87
56610000	Reg Exp-Amort	SR	9600000107	11/30/2012	16,565.87
56610000	Reg Exp-Amort	SR	9600000107	11/30/2012	(16,565.87)
56610000	Reg Exp-Amort	UT	9300004768	11/30/2012	16,565.87
56620000	Reg Exp-Depr Stdy	CF	9300004799	11/30/2012	(1,178.67)
56620000	Reg Exp-Depr Stdy	CF	9300004799	11/30/2012	1,178.67
56620000	Reg Exp-Depr Stdy	SR	9600000099	11/30/2012	561.46
56620000	Reg Exp-Depr Stdy	SR	9600000100	11/30/2012	617.21
57010000	Uncoll Accts Exp	SA	100001968	11/30/2012	2,530.42
57010000	Uncoll Accts Exp	SA	100001976	11/30/2012	3,639.35
57010000	Uncoll Accts Exp	ZA	9400001397	11/30/2012	(1,365.93)
57010000	Uncoll Accts Exp	ZA	9400001397	11/30/2012	(111.44)
57010000	Uncoll Accts Exp	CS	9300004391	11/30/2012	2,242.06
57010000	Uncoll Accts Exp	CS	9300004584	11/30/2012	2,896.57
57010000	Uncoll Accts Exp	CS	9300004651	11/30/2012	1,646.29
57010000	Uncoll Accts Exp	CS	9300004836	11/30/2012	(57,803.40)
57010000	Uncoll Accts Exp	CS	9300004931	11/30/2012	1,477.37
57010000	Uncoll Accts Exp	CS	9300005030	11/30/2012	(2,530.42)
57010000	Uncoll Accts Exp	CS	9300005029	11/30/2012	(3,639.35)
57010015	Uncoll Accts Exp CA	CS	9300004391	11/30/2012	(2,242.06)
57010015	Uncoll Accts Exp CA	CS	9300004584	11/30/2012	(2,896.57)
57010015	Uncoll Accts Exp CA	CS	9300004651	11/30/2012	(1,646.29)
57010015	Uncoll Accts Exp CA	CS	9300004836	11/30/2012	57,803.40
57010015	Uncoll Accts Exp CA	CS	9300004931	11/30/2012	(1,477.37)
57010015	Uncoll Accts Exp CA	CS	9300005030	11/30/2012	2,530.42
57010016	Uncoll Accts Exp AG	CS	9300005029	11/30/2012	3,639.35
62002100	M&S Maint SS	CS	9300004925	11/30/2012	4,689.08
62002100	M&S Maint SS	CS	9300004989	11/30/2012	527.11
62002100	M&S Maint SS	CS	9300005789	11/30/2012	233.86

## Kentucky American Water Company

Case No. 2012-00520

Response to PSC DR1, Item 31

Account	Description	Doc Type	Document Number	Posting Date	Amount
62002100	M&S Maint SS	CS	9300004957	11/30/2012	279.84
62002100	M&S Maint SS	CS	9300005003	11/30/2012	219.04
62002300	M&S Maint WT	CS	9300004379	11/30/2012	1,660.34
62002300	M&S Maint WT	CS	9300004573	11/30/2012	4,947.29
62002300	M&S Maint WT	CS	9300004646	11/30/2012	1,145.15
62002300	M&S Maint WT	CS	9300004823	11/30/2012	115.44
62002300	M&S Maint WT	CS	9300004924	11/30/2012	25,447.47
62002300	M&S Maint WT	CS	9300004985	11/30/2012	5,046.87
62002300	M&S Maint WT	CS	9300005020	11/30/2012	9,600.00
62002300	M&S Maint WT	CS	9300005787	11/30/2012	7,675.23
62002300	M&S Maint WT	CS	9300004956	11/30/2012	629.62
62002300	M&S Maint WT	CS	9300004442	11/30/2012	1,749.00
62002300	M&S Maint WT	CS	9300004972	11/30/2012	246.75
62002300	M&S Maint WT	CS	9300004358	11/30/2012	44.52
62002300	M&S Maint WT	CS	9300004572	11/30/2012	222.60
62002400	M&S Maint TD	CS	9300004650	11/30/2012	49.61
62002400	M&S Maint TD	CS	9300004952	11/30/2012	3,689.97
62002400	M&S Maint TD	CS	9300004434	11/30/2012	7,229.60
62002400	M&S Maint TD	CS	9300004627	11/30/2012	2,852.43
62002400	M&S Maint TD	CS	9300004666	11/30/2012	3,420.47
62002400	M&S Maint TD	CS	9300004877	11/30/2012	(1,145.32)
62002400	M&S Maint TD	CS	9300004964	11/30/2012	2,484.61
62002400	M&S Maint TD	CS	9300004919	11/30/2012	1,766.40
62002400	M&S Maint TD	CS	9300004385	11/30/2012	4,170.58
62002400	M&S Maint TD	CS	9300004579	11/30/2012	1,235.50
62002400	M&S Maint TD	CS	9300004649	11/30/2012	1,068.37
62002400	M&S Maint TD	CS	9300004829	11/30/2012	89.70
62002400	M&S Maint TD	CS	9300004928	11/30/2012	4,411.38
62002400	M&S Maint TD	CS	9300004990	11/30/2012	2,488.68
62002400	M&S Maint TD	CS	9300005790	11/30/2012	1,349.74
62002400	M&S Maint TD	CS	9300004930	11/30/2012	105.95
62002400	M&S Maint TD	CS	9300004852	11/30/2012	(68.35)
62002600	M&S Maint AG	CS	9300004656	11/30/2012	1,878.56
62002600	M&S Maint AG	CS	9300004575	11/30/2012	57.81
62502300	Misc Maint WT	CS	9300004924	11/30/2012	12.70
62502300	Misc Maint WT	CS	9300004956	11/30/2012	569.01
62502400	Misc Maint TD	CS	9300004434	11/30/2012	3,256.71
62502400	Misc Maint TD	CS	9300004666	11/30/2012	302.10
62502400	Misc Maint TD	CS	9300004877	11/30/2012	125.25
62502400	Misc Maint TD	CS	9300005806	11/30/2012	161.29
62502400	Misc Maint TD	CS	9300004928	11/30/2012	17.99
62502600	Misc Maint AG	CS	9300004656	11/30/2012	281.84
62502600	Misc Maint AG	CS	9300004938	11/30/2012	6,951.34
62502600	Misc Maint AG	CS	9300005024	11/30/2012	2,301.47
62502600	Misc Maint AG	CS	9300005981	11/30/2012	(145.42)
62502600	Misc Maint AG	CS	9300004575	11/30/2012	2,166.90
62510000	Amort Def Maint	UT	9300004770	11/30/2012	3,019.97
62510000	Amort Def Maint	UT	9300004769	11/30/2012	5,260.36
62510000	Amort Def Maint	UT	9300004788	11/30/2012	3,535.02
62510000	Amort Def Maint	UT	9300004767	11/30/2012	4,145.22
62510000	Amort Def Maint	UT	9300004779	11/30/2012	189.97
62510000	Amort Def Maint	UT	9300004778	11/30/2012	7,172.91
62510000	Amort Def Maint	UT	9300004777	11/30/2012	1,800.99

## Kentucky American Water Company

Case No. 2012-00520

Response to PSC DR1, Item 31

Account	Description	Doc Type	Document Number	Posting Date	Amount
62510000	Amort Def Maint	UT	9300004776	11/30/2012	276.13
62510000	Amort Def Maint	UT	9300004775	11/30/2012	382.23
62510000	Amort Def Maint	UT	9300004774	11/30/2012	148.44
62510000	Amort Def Maint	UT	9300004773	11/30/2012	2,149.90
62510000	Amort Def Maint	UT	9300004772	11/30/2012	1,469.26
62510000	Amort Def Maint	UT	9300004771	11/30/2012	416.66
62510000	Amort Def Maint	UT	9300004783	11/30/2012	809.76
62510000	Amort Def Maint	UT	9300004782	11/30/2012	619.56
62510000	Amort Def Maint	UT	9300004781	11/30/2012	2,238.71
62510000	Amort Def Maint	CS	9300004823	11/30/2012	(9,679.16)
62510000	Amort Def Maint	CS	9300004858	11/30/2012	(5,260.36)
62510000	Amort Def Maint	CS	9300004877	11/30/2012	(17,885.81)
62510000	Amort Def Maint	CS	9300004829	11/30/2012	(809.76)
62512300	Amort Def Maint WT	CS	9300004823	11/30/2012	9,679.16
62512400	Amort Def Maint TD	CS	9300004858	11/30/2012	5,260.36
62512400	Amort Def Maint TD	CS	9300004877	11/30/2012	17,885.81
62512400	Amort Def Maint TD	CS	9300004829	11/30/2012	809.76
62520700	Misc Main Pvg/Bckfll	SV	100001999	11/30/2012	28,669.40
62520700	Misc Main Pvg/Bckfll	SV	100001999	11/30/2012	5,235.87
62520700	Misc Main Pvg/Bckfll	SV	100001999	11/30/2012	98.85
62520700	Misc Main Pvg/Bckfll	SV	100001999	11/30/2012	43.60
62520700	Misc Main Pvg/Bckfll	CF	9300004600	11/30/2012	38.00
62520700	Misc Main Pvg/Bckfll	CF	9300004600	11/30/2012	(38.00)
62520700	Misc Main Pvg/Bckfll	CF	9300004628	11/30/2012	26,793.39
62520700	Misc Main Pvg/Bckfll	CF	9300004628	11/30/2012	(26,793.39)
62520700	Misc Main Pvg/Bckfll	CF	9300005031	11/30/2012	(43.60)
62520700	Misc Main Pvg/Bckfll	CF	9300005031	11/30/2012	43.60
62520700	Misc Main Pvg/Bckfll	CF	9300005032	11/30/2012	(98.85)
62520700	Misc Main Pvg/Bckfll	CF	9300005032	11/30/2012	98.85
62520700	Misc Main Pvg/Bckfll	CF	9300005033	11/30/2012	(33,905.27)
62520700	Misc Main Pvg/Bckfll	CF	9300005033	11/30/2012	33,905.27
63150023	Contr Svc-Maint WT	CS	9300004646	11/30/2012	10,000.00
63150024	Contr Svc-Maint TD	CS	9300004434	11/30/2012	7,845.62
63150024	Contr Svc-Maint TD	CS	9300004627	11/30/2012	74.77
63150024	Contr Svc-Maint TD	CS	9300005806	11/30/2012	2,987.50
63150024	Contr Svc-Maint TD	CS	9300004850	11/30/2012	1,086.50
63150026	Contr Svc-Maint AG	CS	9300004381	11/30/2012	5,843.41
63150026	Contr Svc-Maint AG	CS	9300004575	11/30/2012	8,136.59
63150026	Contr Svc-Maint AG	CS	9300004647	11/30/2012	1,495.80
63150026	Contr Svc-Maint AG	CS	9300004825	11/30/2012	1,330.74
63150026	Contr Svc-Maint AG	CS	9300004987	11/30/2012	106.85
63150026	Contr Svc-Maint AG	CS	9300005788	11/30/2012	2,198.36
68011000	Depr -UPIS General	UD	2000000523	11/30/2012	7,530.98
68011000	Depr -UPIS General	UD	2000000523	11/30/2012	27,844.99
68011000	Depr -UPIS General	UD	2000000523	11/30/2012	77,993.75
68011000	Depr -UPIS General	UD	2000000523	11/30/2012	894,273.61
68011000	Depr -UPIS General	UD	2000000523	11/30/2012	282.61
68011000	Depr -UPIS General	SQ	9600000094	11/30/2012	(26,781.46)
68012000	Depr -Amort CIAC Tx	UD	2000000523	11/30/2012	(13,551.37)
68012000	Depr -Amort CIAC Tx	UD	2000000523	11/30/2012	(45.12)
68012500	Depr-Amort CIAC Nntx	UD	2000000523	11/30/2012	(58,192.74)
68012500	Depr-Amort CIAC Nntx	UD	2000000523	11/30/2012	(2,160.72)
68012500	Depr-Amort CIAC Nntx	UD	2000000523	11/30/2012	(9,581.69)

## Kentucky American Water Company

Case No. 2012-00520

Response to PSC DR1, Item 31

Account	Description	Doc Type	Document Number	Posting Date	Amount
68012500	Depr-Amort CIAC Nntx	UD	2000000523	11/30/2012	15.40
68254000	Amort-RegAsset AFUDC	SQ	9600000094	11/30/2012	11,190.13
68255000	Amort-UPAA	SQ	9600000094	11/30/2012	697.33
68255000	Amort-UPAA	SQ	9600000094	11/30/2012	16.06
68257000	Amort-Prop Losses	CF	9300004796	11/30/2012	(4,756.67)
68257000	Amort-Prop Losses	CF	9300004796	11/30/2012	4,756.67
68257000	Amort-Prop Losses	SR	9600000106	11/30/2012	4,756.67
68258000	Amort-Reg Asset	SQ	9600000094	11/30/2012	575.00
68311000	Rem Costs-ARO/NNS	UD	2000000523	11/30/2012	4,846.37
68311000	Rem Costs-ARO/NNS	UD	2000000523	11/30/2012	165,294.51
68312000	Rmv Csts-NNS CIAC Tx	UD	2000000523	11/30/2012	(9,820.71)
68312500	Rmv Csts-NNS CIAC NT	UD	2000000523	11/30/2012	15.40
68312500	Rmv Csts-NNS CIAC NT	UD	2000000523	11/30/2012	(29,595.62)
68312500	Rmv Csts-NNS CIAC NT	UD	2000000523	11/30/2012	(1,346.84)
68520000	Property Taxes	CF	9300004796	11/30/2012	(349,713.04)
68520000	Property Taxes	CF	9300004796	11/30/2012	349,713.04
68520100	Tax Discounts	CF	9300004668	11/30/2012	1,500.18
68520100	Tax Discounts	CF	9300004668	11/30/2012	(1,500.18)
68533000	FICA	PA	7000000157	11/30/2012	18.76
68533000	FICA	PA	7000000157	11/30/2012	3,415.93
68533000	FICA	PA	7000000157	11/30/2012	1,915.04
68533000	FICA	PA	7000000157	11/30/2012	45.06
68533000	FICA	PA	7000000157	11/30/2012	34.76
68533000	FICA	PA	7000000157	11/30/2012	102.24
68533000	FICA	PA	7000000157	11/30/2012	78.58
68533000	FICA	PA	7000000157	11/30/2012	83.44
68533000	FICA	PA	7000000157	11/30/2012	218.23
68533000	FICA	PA	7000000157	11/30/2012	2.73
68533000	FICA	PA	7000000157	11/30/2012	2.74
68533000	FICA	PA	7000000157	11/30/2012	2.74
68533000	FICA	PA	7000000157	11/30/2012	712.49
68533000	FICA	PA	7000000157	11/30/2012	221.27
68533000	FICA	PA	7000000157	11/30/2012	739.05
68533000	FICA	PA	7000000157	11/30/2012	269.35
68533000	FICA	PA	7000000157	11/30/2012	6.02
68533000	FICA	PA	7000000157	11/30/2012	118.26
68533000	FICA	PA	7000000157	11/30/2012	25.13
68533000	FICA	PA	7000000157	11/30/2012	49.65
68533000	FICA	PA	7000000157	11/30/2012	134.36
68533000	FICA	PA	7000000157	11/30/2012	119.73
68533000	FICA	PA	7000000157	11/30/2012	83.38
68533000	FICA	PA	7000000157	11/30/2012	151.82
68533000	FICA	PA	7000000157	11/30/2012	662.47
68533000	FICA	PA	7000000157	11/30/2012	65.50
68533000	FICA	PA	7000000157	11/30/2012	472.40
68533000	FICA	PA	7000000157	11/30/2012	147.35
68533000	FICA	PA	7000000157	11/30/2012	162.35
68533000	FICA	PA	7000000157	11/30/2012	149.72
68533000	FICA	PA	7000000157	11/30/2012	223.36
68533000	FICA	PA	7000000157	11/30/2012	23.82
68533000	FICA	PA	7000000157	11/30/2012	14.28
68533000	FICA	PA	7000000157	11/30/2012	9.52
68533000	FICA	PA	7000000157	11/30/2012	148.24

## Kentucky American Water Company

Case No. 2012-00520

Response to PSC DR1, Item 31

Account	Description	Doc Type	Document Number	Posting Date	Amount
68533000	FICA	PA	7000000157	11/30/2012	32.65
68533000	FICA	PA	7000000157	11/30/2012	62.67
68533000	FICA	PA	7000000157	11/30/2012	65.74
68533000	FICA	PA	7000000157	11/30/2012	7.85
68533000	FICA	PA	7000000157	11/30/2012	66.78
68533000	FICA	PA	7000000157	11/30/2012	12.97
68533000	FICA	PA	7000000157	11/30/2012	15.71
68533000	FICA	PA	7000000157	11/30/2012	65.78
68533000	FICA	PA	7000000157	11/30/2012	10.29
68533000	FICA	PA	7000000157	11/30/2012	12.28
68533000	FICA	PA	7000000157	11/30/2012	39.92
68533000	FICA	PA	7000000157	11/30/2012	14.01
68533000	FICA	PA	7000000157	11/30/2012	62.94
68533000	FICA	PA	7000000157	11/30/2012	8.33
68533000	FICA	PA	7000000157	11/30/2012	6.77
68533000	FICA	PA	7000000157	11/30/2012	3.33
68533000	FICA	PA	7000000157	11/30/2012	41.05
68533000	FICA	PA	7000000157	11/30/2012	66.32
68533000	FICA	PA	7000000157	11/30/2012	113.10
68533000	FICA	PA	7000000157	11/30/2012	83.67
68533000	FICA	PA	7000000157	11/30/2012	27.86
68533000	FICA	PA	7000000157	11/30/2012	37.17
68533000	FICA	PA	7000000157	11/30/2012	519.54
68533000	FICA	PA	7000000157	11/30/2012	4.55
68533000	FICA	PA	7000000157	11/30/2012	54.73
68533000	FICA	PA	7000000157	11/30/2012	19.04
68533000	FICA	PA	7000000157	11/30/2012	130.27
68533000	FICA	PA	7000000157	11/30/2012	374.16
68533000	FICA	PA	7000000157	11/30/2012	209.36
68533000	FICA	PA	7000000157	11/30/2012	22.86
68533000	FICA	PA	7000000157	11/30/2012	491.70
68533000	FICA	PA	7000000157	11/30/2012	4,127.93
68533000	FICA	PA	7000000157	11/30/2012	1,012.34
68533000	FICA	PA	7000000157	11/30/2012	9.80
68533000	FICA	PA	7000000157	11/30/2012	650.56
68533000	FICA	PA	7000000157	11/30/2012	396.45
68533000	FICA	PA	7000000157	11/30/2012	432.51
68533000	FICA	PA	7000000157	11/30/2012	132.68
68533000	FICA	PA	7000000157	11/30/2012	47.50
68533000	FICA	PA	7000000157	11/30/2012	415.94
68533000	FICA	PA	7000000157	11/30/2012	1.81
68533000	FICA	PA	7000000157	11/30/2012	13.82
68533000	FICA	PA	7000000157	11/30/2012	24.26
68533000	FICA	PA	7000000157	11/30/2012	24.27
68533000	FICA	PA	7000000157	11/30/2012	72.80
68533000	FICA	PA	7000000157	11/30/2012	529.27
68533000	FICA	PA	7000000157	11/30/2012	123.23
68533000	FICA	PA	7000000157	11/30/2012	175.12
68533000	FICA	CF	9300004248	11/30/2012	6.69
68533000	FICA	CF	9300004248	11/30/2012	(6.69)
68533000	FICA	CF	9300004249	11/30/2012	6.24
68533000	FICA	CF	9300004249	11/30/2012	(6.24)
68533000	FICA	CF	9300004259	11/30/2012	(11.61)

## Kentucky American Water Company

Case No. 2012-00520

Response to PSC DR1, Item 31

Account	Description	Doc Type	Document Number	Posting Date	Amount
68533000	FICA	CF	9300004259	11/30/2012	11.61
68533000	FICA	CF	9300004260	11/30/2012	(1.32)
68533000	FICA	CF	9300004260	11/30/2012	1.32
68533000	FICA	CF	9300004261	11/30/2012	(12.37)
68533000	FICA	CF	9300004261	11/30/2012	12.37
68533000	FICA	CF	9300004262	11/30/2012	(29.68)
68533000	FICA	CF	9300004262	11/30/2012	29.68
68533000	FICA	CF	9300004263	11/30/2012	(43.05)
68533000	FICA	CF	9300004263	11/30/2012	43.05
68533000	FICA	CF	9300004264	11/30/2012	(35.96)
68533000	FICA	CF	9300004264	11/30/2012	35.96
68533000	FICA	CF	9300004265	11/30/2012	(31.52)
68533000	FICA	CF	9300004265	11/30/2012	31.52
68533000	FICA	CF	9300004266	11/30/2012	(16.28)
68533000	FICA	CF	9300004266	11/30/2012	16.28
68533000	FICA	CF	9300004267	11/30/2012	(9.45)
68533000	FICA	CF	9300004267	11/30/2012	9.45
68533000	FICA	CF	9300004348	11/30/2012	194.88
68533000	FICA	CF	9300004348	11/30/2012	(194.88)
68533000	FICA	CF	9300004350	11/30/2012	11.63
68533000	FICA	CF	9300004350	11/30/2012	(11.63)
68533000	FICA	CF	9300004352	11/30/2012	28.00
68533000	FICA	CF	9300004352	11/30/2012	(28.00)
68533000	FICA	CF	9300004357	11/30/2012	146.08
68533000	FICA	CF	9300004357	11/30/2012	(146.08)
68533000	FICA	CF	9300004364	11/30/2012	128.01
68533000	FICA	CF	9300004364	11/30/2012	(128.01)
68533000	FICA	CF	9300004366	11/30/2012	94.28
68533000	FICA	CF	9300004366	11/30/2012	(94.28)
68533000	FICA	CF	9300004369	11/30/2012	220.61
68533000	FICA	CF	9300004369	11/30/2012	(220.61)
68533000	FICA	CF	9300004371	11/30/2012	(27.18)
68533000	FICA	CF	9300004371	11/30/2012	27.18
68533000	FICA	CF	9300004373	11/30/2012	62.64
68533000	FICA	CF	9300004373	11/30/2012	(62.64)
68533000	FICA	CF	9300004375	11/30/2012	127.04
68533000	FICA	CF	9300004375	11/30/2012	(127.04)
68533000	FICA	CF	9300004378	11/30/2012	9.06
68533000	FICA	CF	9300004378	11/30/2012	(9.06)
68533000	FICA	CF	9300004380	11/30/2012	301.48
68533000	FICA	CF	9300004380	11/30/2012	(301.48)
68533000	FICA	CF	9300004384	11/30/2012	662.74
68533000	FICA	CF	9300004384	11/30/2012	(662.74)
68533000	FICA	CF	9300004388	11/30/2012	120.69
68533000	FICA	CF	9300004388	11/30/2012	(120.69)
68533000	FICA	CF	9300004390	11/30/2012	0.69
68533000	FICA	CF	9300004390	11/30/2012	(0.69)
68533000	FICA	CF	9300004394	11/30/2012	133.41
68533000	FICA	CF	9300004394	11/30/2012	(133.41)
68533000	FICA	CF	9300004397	11/30/2012	125.21
68533000	FICA	CF	9300004397	11/30/2012	(125.21)
68533000	FICA	CF	9300004401	11/30/2012	139.13
68533000	FICA	CF	9300004401	11/30/2012	(139.13)

## Kentucky American Water Company

Case No. 2012-00520

Response to PSC DR1, Item 31

Account	Description	Doc Type	Document Number	Posting Date	Amount
68533000	FICA	CF	9300004403	11/30/2012	19.19
68533000	FICA	CF	9300004403	11/30/2012	(19.19)
68533000	FICA	CF	9300004405	11/30/2012	51.50
68533000	FICA	CF	9300004405	11/30/2012	(51.50)
68533000	FICA	CF	9300004407	11/30/2012	70.58
68533000	FICA	CF	9300004407	11/30/2012	(70.58)
68533000	FICA	CF	9300004412	11/30/2012	2,004.71
68533000	FICA	CF	9300004412	11/30/2012	(2,004.71)
68533000	FICA	CF	9300004414	11/30/2012	154.65
68533000	FICA	CF	9300004414	11/30/2012	(154.65)
68533000	FICA	CF	9300004416	11/30/2012	(35.16)
68533000	FICA	CF	9300004416	11/30/2012	35.16
68533000	FICA	CF	9300004418	11/30/2012	(81.60)
68533000	FICA	CF	9300004418	11/30/2012	81.60
68533000	FICA	CF	9300004420	11/30/2012	15.27
68533000	FICA	CF	9300004420	11/30/2012	(15.27)
68533000	FICA	CF	9300004423	11/30/2012	37.60
68533000	FICA	CF	9300004423	11/30/2012	(37.60)
68533000	FICA	CF	9300004425	11/30/2012	75.95
68533000	FICA	CF	9300004425	11/30/2012	(75.95)
68533000	FICA	CF	9300004427	11/30/2012	19.27
68533000	FICA	CF	9300004427	11/30/2012	(19.27)
68533000	FICA	CF	9300004429	11/30/2012	1,467.65
68533000	FICA	CF	9300004429	11/30/2012	(1,467.65)
68533000	FICA	CF	9300004431	11/30/2012	168.21
68533000	FICA	CF	9300004431	11/30/2012	(168.21)
68533000	FICA	CF	9300004435	11/30/2012	106.58
68533000	FICA	CF	9300004435	11/30/2012	(106.58)
68533000	FICA	CF	9300004437	11/30/2012	272.19
68533000	FICA	CF	9300004437	11/30/2012	(272.19)
68533000	FICA	CF	9300004443	11/30/2012	(6.90)
68533000	FICA	CF	9300004443	11/30/2012	6.90
68533000	FICA	CF	9300004444	11/30/2012	(33.74)
68533000	FICA	CF	9300004444	11/30/2012	33.74
68533000	FICA	CF	9300004463	11/30/2012	(1.99)
68533000	FICA	CF	9300004463	11/30/2012	1.99
68533000	FICA	CF	9300004464	11/30/2012	(1.99)
68533000	FICA	CF	9300004464	11/30/2012	1.99
68533000	FICA	CF	9300004465	11/30/2012	(1.99)
68533000	FICA	CF	9300004465	11/30/2012	1.99
68533000	FICA	CF	9300004466	11/30/2012	(1.99)
68533000	FICA	CF	9300004466	11/30/2012	1.99
68533000	FICA	CF	9300004467	11/30/2012	(1.99)
68533000	FICA	CF	9300004467	11/30/2012	1.99
68533000	FICA	CF	9300004539	11/30/2012	(873.79)
68533000	FICA	CF	9300004539	11/30/2012	873.79
68533000	FICA	CF	9300004541	11/30/2012	(14.72)
68533000	FICA	CF	9300004541	11/30/2012	14.72
68533000	FICA	CF	9300004543	11/30/2012	(36.27)
68533000	FICA	CF	9300004543	11/30/2012	36.27
68533000	FICA	CF	9300004546	11/30/2012	(719.92)
68533000	FICA	CF	9300004546	11/30/2012	719.92
68533000	FICA	CF	9300004551	11/30/2012	(260.85)



## Kentucky American Water Company

Case No. 2012-00520

Response to PSC DR1, Item 31

Account	Description	Doc Type	Document Number	Posting Date	Amount
68533000	FICA	CF	9300004551	11/30/2012	260.85
68533000	FICA	CF	9300004553	11/30/2012	(737.97)
68533000	FICA	CF	9300004553	11/30/2012	737.97
68533000	FICA	CF	9300004558	11/30/2012	(1,067.85)
68533000	FICA	CF	9300004558	11/30/2012	1,067.85
68533000	FICA	CF	9300004561	11/30/2012	(237.08)
68533000	FICA	CF	9300004561	11/30/2012	237.08
68533000	FICA	CF	9300004566	11/30/2012	(46.93)
68533000	FICA	CF	9300004566	11/30/2012	46.93
68533000	FICA	CF	9300004568	11/30/2012	(217.44)
68533000	FICA	CF	9300004568	11/30/2012	217.44
68533000	FICA	CF	9300004571	11/30/2012	(18.22)
68533000	FICA	CF	9300004571	11/30/2012	18.22
68533000	FICA	CF	9300004574	11/30/2012	(975.71)
68533000	FICA	CF	9300004574	11/30/2012	975.71
68533000	FICA	CF	9300004578	11/30/2012	(2,542.44)
68533000	FICA	CF	9300004578	11/30/2012	2,542.44
68533000	FICA	CF	9300004581	11/30/2012	(157.80)
68533000	FICA	CF	9300004581	11/30/2012	157.80
68533000	FICA	CF	9300004583	11/30/2012	(43.11)
68533000	FICA	CF	9300004583	11/30/2012	43.11
68533000	FICA	CF	9300004588	11/30/2012	(1,226.58)
68533000	FICA	CF	9300004588	11/30/2012	1,226.58
68533000	FICA	CF	9300004592	11/30/2012	(430.85)
68533000	FICA	CF	9300004592	11/30/2012	430.85
68533000	FICA	CF	9300004596	11/30/2012	(1,585.63)
68533000	FICA	CF	9300004596	11/30/2012	1,585.63
68533000	FICA	CF	9300004598	11/30/2012	(135.66)
68533000	FICA	CF	9300004598	11/30/2012	135.66
68533000	FICA	CF	9300004600	11/30/2012	(534.46)
68533000	FICA	CF	9300004600	11/30/2012	534.46
68533000	FICA	CF	9300004602	11/30/2012	(1,276.94)
68533000	FICA	CF	9300004602	11/30/2012	1,276.94
68533000	FICA	CF	9300004606	11/30/2012	(5,818.28)
68533000	FICA	CF	9300004606	11/30/2012	5,818.28
68533000	FICA	CF	9300004609	11/30/2012	(1,004.55)
68533000	FICA	CF	9300004609	11/30/2012	1,004.55
68533000	FICA	CF	9300004611	11/30/2012	(201.59)
68533000	FICA	CF	9300004611	11/30/2012	201.59
68533000	FICA	CF	9300004613	11/30/2012	(104.31)
68533000	FICA	CF	9300004613	11/30/2012	104.31
68533000	FICA	CF	9300004617	11/30/2012	(65.89)
68533000	FICA	CF	9300004617	11/30/2012	65.89
68533000	FICA	CF	9300004619	11/30/2012	(113.36)
68533000	FICA	CF	9300004619	11/30/2012	113.36
68533000	FICA	CF	9300004621	11/30/2012	(96.47)
68533000	FICA	CF	9300004621	11/30/2012	96.47
68533000	FICA	CF	9300004623	11/30/2012	(4,701.87)
68533000	FICA	CF	9300004623	11/30/2012	4,701.87
68533000	FICA	CF	9300004625	11/30/2012	(251.83)
68533000	FICA	CF	9300004625	11/30/2012	251.83
68533000	FICA	CF	9300004628	11/30/2012	(267.78)
68533000	FICA	CF	9300004628	11/30/2012	267.78

## Kentucky American Water Company

Case No. 2012-00520

Response to PSC DR1, Item 31

Account	Description	Doc Type	Document Number	Posting Date	Amount
68533000	FICA	CF	9300004630	11/30/2012	(501.45)
68533000	FICA	CF	9300004630	11/30/2012	501.45
68533000	FICA	CF	9300004669	11/30/2012	(14.66)
68533000	FICA	CF	9300004669	11/30/2012	14.66
68533000	FICA	CF	9300004670	11/30/2012	(41.27)
68533000	FICA	CF	9300004670	11/30/2012	41.27
68533000	FICA	CF	9300004694	11/30/2012	(41.05)
68533000	FICA	CF	9300004694	11/30/2012	41.05
68533000	FICA	CF	9300004695	11/30/2012	(10.29)
68533000	FICA	CF	9300004695	11/30/2012	10.29
68533000	FICA	CF	9300004696	11/30/2012	(3.33)
68533000	FICA	CF	9300004696	11/30/2012	3.33
68533000	FICA	CF	9300004697	11/30/2012	(6.77)
68533000	FICA	CF	9300004697	11/30/2012	6.77
68533000	FICA	CF	9300004698	11/30/2012	(8.33)
68533000	FICA	CF	9300004698	11/30/2012	8.33
68533000	FICA	CF	9300004790	11/30/2012	(694.66)
68533000	FICA	CF	9300004790	11/30/2012	694.66
68533000	FICA	CF	9300004792	11/30/2012	(9.80)
68533000	FICA	CF	9300004792	11/30/2012	9.80
68533000	FICA	CF	9300004794	11/30/2012	(22.86)
68533000	FICA	CF	9300004794	11/30/2012	22.86
68533000	FICA	CF	9300004799	11/30/2012	(479.56)
68533000	FICA	CF	9300004799	11/30/2012	479.56
68533000	FICA	CF	9300004806	11/30/2012	(184.01)
68533000	FICA	CF	9300004806	11/30/2012	184.01
68533000	FICA	CF	9300004808	11/30/2012	(504.43)
68533000	FICA	CF	9300004808	11/30/2012	504.43
68533000	FICA	CF	9300004811	11/30/2012	(686.40)
68533000	FICA	CF	9300004811	11/30/2012	686.40
68533000	FICA	CF	9300004814	11/30/2012	(263.29)
68533000	FICA	CF	9300004814	11/30/2012	263.29
68533000	FICA	CF	9300004818	11/30/2012	(18.76)
68533000	FICA	CF	9300004818	11/30/2012	18.76
68533000	FICA	CF	9300004820	11/30/2012	(102.24)
68533000	FICA	CF	9300004820	11/30/2012	102.24
68533000	FICA	CF	9300004822	11/30/2012	(33.27)
68533000	FICA	CF	9300004822	11/30/2012	33.27
68533000	FICA	CF	9300004824	11/30/2012	(529.27)
68533000	FICA	CF	9300004824	11/30/2012	529.27
68533000	FICA	CF	9300004828	11/30/2012	(1,012.34)
68533000	FICA	CF	9300004828	11/30/2012	1,012.34
68533000	FICA	CF	9300004831	11/30/2012	(78.58)
68533000	FICA	CF	9300004831	11/30/2012	78.58
68533000	FICA	CF	9300004833	11/30/2012	(13.82)
68533000	FICA	CF	9300004833	11/30/2012	13.82
68533000	FICA	CF	9300004835	11/30/2012	(6.02)
68533000	FICA	CF	9300004835	11/30/2012	6.02
68533000	FICA	CF	9300004840	11/30/2012	(662.47)
68533000	FICA	CF	9300004840	11/30/2012	662.47
68533000	FICA	CF	9300004844	11/30/2012	(309.70)
68533000	FICA	CF	9300004844	11/30/2012	309.70
68533000	FICA	CF	9300004847	11/30/2012	(779.27)

## Kentucky American Water Company

Case No. 2012-00520

Response to PSC DR1, Item 31

Account	Description	Doc Type	Document Number	Posting Date	Amount
68533000	FICA	CF	9300004847	11/30/2012	779.27
68533000	FICA	CF	9300004849	11/30/2012	(118.26)
68533000	FICA	CF	9300004849	11/30/2012	118.26
68533000	FICA	CF	9300004851	11/30/2012	(396.45)
68533000	FICA	CF	9300004851	11/30/2012	396.45
68533000	FICA	CF	9300004853	11/30/2012	(432.51)
68533000	FICA	CF	9300004853	11/30/2012	432.51
68533000	FICA	CF	9300004857	11/30/2012	(5,330.97)
68533000	FICA	CF	9300004857	11/30/2012	5,330.97
68533000	FICA	CF	9300004860	11/30/2012	(472.40)
68533000	FICA	CF	9300004860	11/30/2012	472.40
68533000	FICA	CF	9300004862	11/30/2012	(123.23)
68533000	FICA	CF	9300004862	11/30/2012	123.23
68533000	FICA	CF	9300004864	11/30/2012	(83.44)
68533000	FICA	CF	9300004864	11/30/2012	83.44
68533000	FICA	CF	9300004868	11/30/2012	(27.86)
68533000	FICA	CF	9300004868	11/30/2012	27.86
68533000	FICA	CF	9300004870	11/30/2012	(62.94)
68533000	FICA	CF	9300004870	11/30/2012	62.94
68533000	FICA	CF	9300004872	11/30/2012	(65.78)
68533000	FICA	CF	9300004872	11/30/2012	65.78
68533000	FICA	CF	9300004874	11/30/2012	(4,737.22)
68533000	FICA	CF	9300004874	11/30/2012	4,737.22
68533000	FICA	CF	9300004876	11/30/2012	(120.84)
68533000	FICA	CF	9300004876	11/30/2012	120.84
68533000	FICA	CF	9300004878	11/30/2012	(119.73)
68533000	FICA	CF	9300004878	11/30/2012	119.73
68533000	FICA	CF	9300004880	11/30/2012	(149.72)
68533000	FICA	CF	9300004880	11/30/2012	149.72
68533100	FICA Cap Credits	UT	9300004787	11/30/2012	(9.52)
68533100	FICA Cap Credits	UT	9300004535	11/30/2012	(1,263.41)
68533100	FICA Cap Credits	UT	9300004786	11/30/2012	(1,188.71)
68533100	FICA Cap Credits	UT	9300004533	11/30/2012	(85.57)
68533100	FICA Cap Credits	UT	9300004780	11/30/2012	(14.28)
68533100	FICA Cap Credits	UZ	2000000576	11/30/2012	(80.64)
68533100	FICA Cap Credits	UZ	2000000575	11/30/2012	(18.98)
68533100	FICA Cap Credits	UZ	2000000580	11/30/2012	(76.04)
68533100	FICA Cap Credits	UZ	2000000578	11/30/2012	(12.28)
68533100	FICA Cap Credits	UZ	2000000578	11/30/2012	(39.13)
68533100	FICA Cap Credits	UZ	2000000580	11/30/2012	(17.28)
68533100	FICA Cap Credits	CS	9300004534	11/30/2012	(201.19)
68533100	FICA Cap Credits	CS	9300004785	11/30/2012	(69.77)
68533100	FICA Cap Credits	UZ	2000000575	11/30/2012	(60.66)
68533100	FICA Cap Credits	UZ	2000000576	11/30/2012	(48.54)
68533100	FICA Cap Credits	UZ	2000000576	11/30/2012	(16.96)
68533100	FICA Cap Credits	UZ	2000000578	11/30/2012	(5.26)
68533100	FICA Cap Credits	UZ	2000000578	11/30/2012	(320.99)
68533100	FICA Cap Credits	UZ	2000000576	11/30/2012	(349.42)
68533100	FICA Cap Credits	UZ	2000000578	11/30/2012	(65.11)
68533100	FICA Cap Credits	UZ	2000000578	11/30/2012	(57.52)
68533100	FICA Cap Credits	UZ	2000000578	11/30/2012	(220.65)
68533100	FICA Cap Credits	UZ	2000000578	11/30/2012	(57.54)
68533100	FICA Cap Credits	UZ	2000000576	11/30/2012	(123.96)

## Kentucky American Water Company

Case No. 2012-00520

Response to PSC DR1, Item 31

Account	Description	Doc Type	Document Number	Posting Date	Amount
68533100	FICA Cap Credits	UZ	2000000576	11/30/2012	(258.02)
68533100	FICA Cap Credits	UZ	2000000577	11/30/2012	(41.71)
68533100	FICA Cap Credits	UZ	2000000576	11/30/2012	(198.40)
68533100	FICA Cap Credits	UZ	2000000576	11/30/2012	(6.50)
68533100	FICA Cap Credits	UZ	2000000578	11/30/2012	(6.91)
68533100	FICA Cap Credits	UZ	2000000575	11/30/2012	(17.25)
68533100	FICA Cap Credits	UZ	2000000576	11/30/2012	(36.40)
68533100	FICA Cap Credits	UZ	2000000578	11/30/2012	(16.33)
68533100	FICA Cap Credits	UZ	2000000576	11/30/2012	(36.45)
68533100	FICA Cap Credits	UZ	2000000576	11/30/2012	(4.47)
68533100	FICA Cap Credits	UZ	2000000578	11/30/2012	(55.64)
68533100	FICA Cap Credits	UZ	2000000580	11/30/2012	(220.50)
68535000	SUTA	PA	7000000157	11/30/2012	12.66
68535000	SUTA	PA	7000000157	11/30/2012	29.55
68535000	SUTA	CF	9300004249	11/30/2012	(0.01)
68535000	SUTA	CF	9300004249	11/30/2012	0.01
68535000	SUTA	CF	9300004394	11/30/2012	9.12
68535000	SUTA	CF	9300004394	11/30/2012	(9.12)
68535000	SUTA	CF	9300004405	11/30/2012	4.67
68535000	SUTA	CF	9300004405	11/30/2012	(4.67)
68535000	SUTA	CF	9300004407	11/30/2012	(7.55)
68535000	SUTA	CF	9300004407	11/30/2012	7.55
68535000	SUTA	CF	9300004429	11/30/2012	4.16
68535000	SUTA	CF	9300004429	11/30/2012	(4.16)
68535000	SUTA	CF	9300004435	11/30/2012	7.88
68535000	SUTA	CF	9300004435	11/30/2012	(7.88)
68535000	SUTA	CF	9300004437	11/30/2012	(2.36)
68535000	SUTA	CF	9300004437	11/30/2012	2.36
68535000	SUTA	CF	9300004588	11/30/2012	(1.66)
68535000	SUTA	CF	9300004588	11/30/2012	1.66
68535000	SUTA	CF	9300004600	11/30/2012	(2.53)
68535000	SUTA	CF	9300004600	11/30/2012	2.53
68535000	SUTA	CF	9300004602	11/30/2012	(4.77)
68535000	SUTA	CF	9300004602	11/30/2012	4.77
68535000	SUTA	CF	9300004623	11/30/2012	(0.98)
68535000	SUTA	CF	9300004623	11/30/2012	0.98
68535000	SUTA	CF	9300004630	11/30/2012	(11.65)
68535000	SUTA	CF	9300004630	11/30/2012	11.65
68535000	SUTA	CF	9300004822	11/30/2012	(1.01)
68535000	SUTA	CF	9300004822	11/30/2012	1.01
68535100	SUTA Cap Credits	UT	9300004535	11/30/2012	(0.01)
68535100	SUTA Cap Credits	UT	9300004786	11/30/2012	(41.20)
68535100	SUTA Cap Credits	UZ	2000000575	11/30/2012	(15.22)
68535100	SUTA Cap Credits	UZ	2000000578	11/30/2012	(0.99)
68535100	SUTA Cap Credits	UZ	2000000580	11/30/2012	(3.10)
68535100	SUTA Cap Credits	UZ	2000000576	11/30/2012	(2.35)
68545000	Utility Reg Assessme	CF	9300004796	11/30/2012	(12,177.99)
68545000	Utility Reg Assessme	CF	9300004796	11/30/2012	12,177.99
69011000	FIT-Current	SJ	100002176	11/30/2012	114,628.87
69012000	FIT-Prior Year Adj	SA	100001881	11/30/2012	(181,636.00)
69021000	SIT-Current	SJ	100002176	11/30/2012	20,904.96
69022000	SIT-Prior Year Adj	SA	100001881	11/30/2012	518,961.00
69031000	FIT-Oth Inc&Ded CY	SJ	100002176	11/30/2012	25,439.93

## Kentucky American Water Company

Case No. 2012-00520

Response to PSC DR1, Item 31

Account	Description	Doc Type	Document Number	Posting Date	Amount
69041000	SIT-Oth Inc&Ded CY	SJ	100002176	11/30/2012	4,639.50
69062000	Def FIT-Pr Yr Adj	SA	100001881	11/30/2012	200,516.00
69065000	Def FIT-Other	SJ	100002176	11/30/2012	344,460.06
69065000	Def FIT-Other	SJ	100002176	11/30/2012	(133,774.27)
69072000	Def SIT-Pr Yr Adj	SA	100001881	11/30/2012	(572,902.00)
69073500	Def SIT-Other	SJ	100002176	11/30/2012	(24,396.55)
69073500	Def SIT-Other	SJ	100002176	11/30/2012	62,819.46
70510000	AFUDC-Equity	SP	2000000536	11/30/2012	(350.79)
70510000	AFUDC-Equity	SP	2000000536	11/30/2012	350.79
70510000	AFUDC-Equity	SP	2000000536	11/30/2012	(2,613.60)
70510000	AFUDC-Equity	SP	2000000536	11/30/2012	2,613.60
70510000	AFUDC-Equity	SP	2000000536	11/30/2012	(3,013.94)
70510000	AFUDC-Equity	SP	2000000536	11/30/2012	3,013.94
70510000	AFUDC-Equity	UI	2000000553	11/30/2012	3,601.07
70510000	AFUDC-Equity	UI	2000000553	11/30/2012	(22,788.96)
70510000	AFUDC-Equity	UI	2000000553	11/30/2012	(25,160.90)
70510000	AFUDC-Equity	UI	2000000553	11/30/2012	(414.28)
70510000	AFUDC-Equity	UI	2000000554	11/30/2012	(19,413.64)
70510000	AFUDC-Equity	UI	2000000554	11/30/2012	223.35
70510000	AFUDC-Equity	UZ	2000000556	11/30/2012	(2,199.37)
70510000	AFUDC-Equity	UI	2000000553	11/30/2012	2,199.37
70510000	AFUDC-Equity	UZ	2000000556	11/30/2012	(303.01)
70510000	AFUDC-Equity	UI	2000000554	11/30/2012	303.01
70510000	AFUDC-Equity	UZ	2000000557	11/30/2012	(1,919.94)
70510000	AFUDC-Equity	UI	2000000553	11/30/2012	1,919.94
70510000	AFUDC-Equity	UZ	2000000556	11/30/2012	(13,860.90)
70510000	AFUDC-Equity	UI	2000000554	11/30/2012	13,860.90
70510000	AFUDC-Equity	UI	2000000553	11/30/2012	18.69
70510000	AFUDC-Equity	UZ	2000000557	11/30/2012	(18.69)
70510000	AFUDC-Equity	UI	2000000554	11/30/2012	18.72
70510000	AFUDC-Equity	UZ	2000000556	11/30/2012	(18.72)
70510000	AFUDC-Equity	UI	2000000553	11/30/2012	4.28
70510000	AFUDC-Equity	UZ	2000000557	11/30/2012	(4.28)
70510000	AFUDC-Equity	UI	2000000554	11/30/2012	15.77
70510000	AFUDC-Equity	UZ	2000000557	11/30/2012	(15.77)
70510000	AFUDC-Equity	UI	2000000553	11/30/2012	24.94
70510000	AFUDC-Equity	UZ	2000000556	11/30/2012	(24.94)
70510000	AFUDC-Equity	UI	2000000553	11/30/2012	0.29
70510000	AFUDC-Equity	UZ	2000000557	11/30/2012	(0.29)
70510000	AFUDC-Equity	UI	2000000554	11/30/2012	29.63
70510000	AFUDC-Equity	UZ	2000000556	11/30/2012	(29.63)
70510000	AFUDC-Equity	UI	2000000553	11/30/2012	128.17
70510000	AFUDC-Equity	UZ	2000000556	11/30/2012	(128.17)
70510000	AFUDC-Equity	UI	2000000554	11/30/2012	110.22
70510000	AFUDC-Equity	UZ	2000000557	11/30/2012	(110.22)
70510000	AFUDC-Equity	UI	2000000554	11/30/2012	39.80
70510000	AFUDC-Equity	UZ	2000000557	11/30/2012	(39.80)
70510000	AFUDC-Equity	UI	2000000553	11/30/2012	(7.67)
70510000	AFUDC-Equity	UZ	2000000557	11/30/2012	7.67
70510000	AFUDC-Equity	UI	2000000554	11/30/2012	(1.81)
70510000	AFUDC-Equity	UZ	2000000557	11/30/2012	1.81
70510000	AFUDC-Equity	UI	2000000553	11/30/2012	(1.53)
70510000	AFUDC-Equity	UZ	2000000556	11/30/2012	1.53

## Kentucky American Water Company

Case No. 2012-00520

Response to PSC DR1, Item 31

Account	Description	Doc Type	Document Number	Posting Date	Amount
70510000	AFUDC-Equity	UI	2000000554	11/30/2012	0.52
70510000	AFUDC-Equity	UZ	2000000556	11/30/2012	(0.52)
70510000	AFUDC-Equity	UI	2000000554	11/30/2012	3.38
70510000	AFUDC-Equity	UZ	2000000556	11/30/2012	(3.38)
70510000	AFUDC-Equity	UI	2000000554	11/30/2012	2,241.87
70510000	AFUDC-Equity	UZ	2000000557	11/30/2012	(2,241.87)
70510000	AFUDC-Equity	UI	2000000553	11/30/2012	76.60
70510000	AFUDC-Equity	UZ	2000000557	11/30/2012	(76.60)
70510000	AFUDC-Equity	UI	2000000554	11/30/2012	66.10
70510000	AFUDC-Equity	UZ	2000000556	11/30/2012	(66.10)
70510000	AFUDC-Equity	UI	2000000554	11/30/2012	582.89
70510000	AFUDC-Equity	UZ	2000000557	11/30/2012	(582.89)
70510000	AFUDC-Equity	UI	2000000554	11/30/2012	303.11
70510000	AFUDC-Equity	UZ	2000000556	11/30/2012	(303.11)
70510000	AFUDC-Equity	UI	2000000553	11/30/2012	12.93
70510000	AFUDC-Equity	UZ	2000000557	11/30/2012	(12.93)
70510000	AFUDC-Equity	UI	2000000554	11/30/2012	12.25
70510000	AFUDC-Equity	UZ	2000000556	11/30/2012	(12.25)
70510000	AFUDC-Equity	UI	2000000554	11/30/2012	43.93
70510000	AFUDC-Equity	UZ	2000000557	11/30/2012	(43.93)
70510000	AFUDC-Equity	UI	2000000553	11/30/2012	1.37
70510000	AFUDC-Equity	UZ	2000000556	11/30/2012	(1.37)
70510000	AFUDC-Equity	UI	2000000553	11/30/2012	76.20
70510000	AFUDC-Equity	UZ	2000000557	11/30/2012	(76.20)
70510000	AFUDC-Equity	UZ	2000000537	11/30/2012	(2,613.60)
70510000	AFUDC-Equity	UI	2000000554	11/30/2012	84.38
70510000	AFUDC-Equity	UZ	2000000556	11/30/2012	(84.38)
70510000	AFUDC-Equity	UI	2000000553	11/30/2012	24.89
70510000	AFUDC-Equity	UZ	2000000557	11/30/2012	(24.89)
70510000	AFUDC-Equity	UZ	2000000537	11/30/2012	(3,013.94)
70510000	AFUDC-Equity	UI	2000000554	11/30/2012	183.95
70510000	AFUDC-Equity	UZ	2000000557	11/30/2012	(183.95)
70510000	AFUDC-Equity	UI	2000000553	11/30/2012	1.15
70510000	AFUDC-Equity	UZ	2000000556	11/30/2012	(1.15)
70510000	AFUDC-Equity	UI	2000000553	11/30/2012	0.35
70510000	AFUDC-Equity	UZ	2000000557	11/30/2012	(0.35)
70510000	AFUDC-Equity	UI	2000000554	11/30/2012	1.66
70510000	AFUDC-Equity	UZ	2000000557	11/30/2012	(1.66)
70510000	AFUDC-Equity	UI	2000000554	11/30/2012	38.91
70510000	AFUDC-Equity	UZ	2000000557	11/30/2012	(38.91)
70510000	AFUDC-Equity	UI	2000000554	11/30/2012	3.11
70510000	AFUDC-Equity	UZ	2000000557	11/30/2012	(3.11)
70510000	AFUDC-Equity	UI	2000000553	11/30/2012	28.45
70510000	AFUDC-Equity	UZ	2000000557	11/30/2012	(28.45)
70510000	AFUDC-Equity	UI	2000000553	11/30/2012	1,063.55
70510000	AFUDC-Equity	UZ	2000000557	11/30/2012	(1,063.55)
70510000	AFUDC-Equity	UI	2000000554	11/30/2012	11.77
70510000	AFUDC-Equity	UZ	2000000556	11/30/2012	(11.77)
70510000	AFUDC-Equity	UZ	2000000537	11/30/2012	3,013.94
70510000	AFUDC-Equity	UZ	2000000537	11/30/2012	2,613.60
70510000	AFUDC-Equity	UI	2000000554	11/30/2012	0.27
70510000	AFUDC-Equity	UZ	2000000556	11/30/2012	(0.27)
70510000	AFUDC-Equity	UI	2000000554	11/30/2012	33.69

## Kentucky American Water Company

Case No. 2012-00520

Response to PSC DR1, Item 31

Account	Description	Doc Type	Document Number	Posting Date	Amount
70510000	AFUDC-Equity	UZ	2000000556	11/30/2012	(33.69)
70510000	AFUDC-Equity	UI	2000000554	11/30/2012	0.22
70510000	AFUDC-Equity	UZ	2000000557	11/30/2012	(0.22)
70510000	AFUDC-Equity	UI	2000000554	11/30/2012	7.58
70510000	AFUDC-Equity	UZ	2000000556	11/30/2012	(7.58)
70510000	AFUDC-Equity	UI	2000000554	11/30/2012	0.26
70510000	AFUDC-Equity	UZ	2000000556	11/30/2012	(0.26)
70510000	AFUDC-Equity	UI	2000000554	11/30/2012	20.80
70510000	AFUDC-Equity	UZ	2000000557	11/30/2012	(20.80)
70510000	AFUDC-Equity	UI	2000000553	11/30/2012	4.41
70510000	AFUDC-Equity	UZ	2000000556	11/30/2012	(4.41)
70510000	AFUDC-Equity	UZ	2000000537	11/30/2012	(350.79)
70510000	AFUDC-Equity	UI	2000000553	11/30/2012	12.84
70510000	AFUDC-Equity	UZ	2000000556	11/30/2012	(12.84)
70510000	AFUDC-Equity	UZ	2000000537	11/30/2012	350.79
70510000	AFUDC-Equity	UI	2000000553	11/30/2012	99.41
70510000	AFUDC-Equity	UZ	2000000557	11/30/2012	(99.41)
70510000	AFUDC-Equity	UI	2000000553	11/30/2012	182.48
70510000	AFUDC-Equity	UZ	2000000556	11/30/2012	(182.48)
70510000	AFUDC-Equity	UI	2000000554	11/30/2012	249.44
70510000	AFUDC-Equity	UZ	2000000556	11/30/2012	(249.44)
70510000	AFUDC-Equity	UI	2000000553	11/30/2012	105.05
70510000	AFUDC-Equity	UZ	2000000556	11/30/2012	(105.05)
70510000	AFUDC-Equity	UI	2000000554	11/30/2012	134.01
70510000	AFUDC-Equity	UZ	2000000557	11/30/2012	(134.01)
70510000	AFUDC-Equity	UI	2000000553	11/30/2012	22.61
70510000	AFUDC-Equity	UZ	2000000557	11/30/2012	(22.61)
70510000	AFUDC-Equity	UI	2000000553	11/30/2012	86.02
70510000	AFUDC-Equity	UZ	2000000556	11/30/2012	(86.02)
70510000	AFUDC-Equity	UI	2000000553	11/30/2012	5.15
70510000	AFUDC-Equity	UZ	2000000556	11/30/2012	(5.15)
70510000	AFUDC-Equity	UI	2000000553	11/30/2012	45.33
70510000	AFUDC-Equity	UZ	2000000557	11/30/2012	(45.33)
70510000	AFUDC-Equity	UI	2000000554	11/30/2012	2,663.76
70510000	AFUDC-Equity	UZ	2000000557	11/30/2012	(2,663.76)
70510000	AFUDC-Equity	UI	2000000554	11/30/2012	3,272.25
70510000	AFUDC-Equity	UZ	2000000556	11/30/2012	(3,272.25)
70510000	AFUDC-Equity	UI	2000000553	11/30/2012	24.74
70510000	AFUDC-Equity	UZ	2000000556	11/30/2012	(24.74)
70510000	AFUDC-Equity	UI	2000000554	11/30/2012	101.75
70510000	AFUDC-Equity	UZ	2000000557	11/30/2012	(101.75)
70510000	AFUDC-Equity	UI	2000000554	11/30/2012	643.19
70510000	AFUDC-Equity	UZ	2000000557	11/30/2012	(643.19)
70510000	AFUDC-Equity	UI	2000000554	11/30/2012	12.83
70510000	AFUDC-Equity	UZ	2000000556	11/30/2012	(12.83)
70510000	AFUDC-Equity	UI	2000000554	11/30/2012	9.58
70510000	AFUDC-Equity	UZ	2000000557	11/30/2012	(9.58)
70510000	AFUDC-Equity	UI	2000000553	11/30/2012	20.17
70510000	AFUDC-Equity	UZ	2000000556	11/30/2012	(20.17)
70510000	AFUDC-Equity	UI	2000000553	11/30/2012	1,622.90
70510000	AFUDC-Equity	UZ	2000000556	11/30/2012	(1,622.90)
70510000	AFUDC-Equity	UI	2000000553	11/30/2012	265.59
70510000	AFUDC-Equity	UZ	2000000556	11/30/2012	(265.59)

## Kentucky American Water Company

Case No. 2012-00520

Response to PSC DR1, Item 31

Account	Description	Doc Type	Document Number	Posting Date	Amount
70510000	AFUDC-Equity	UI	2000000553	11/30/2012	10.10
70510000	AFUDC-Equity	UZ	2000000557	11/30/2012	(10.10)
70510000	AFUDC-Equity	UI	2000000553	11/30/2012	13.18
70510000	AFUDC-Equity	UZ	2000000556	11/30/2012	(13.18)
70510000	AFUDC-Equity	UI	2000000554	11/30/2012	12.69
70510000	AFUDC-Equity	UZ	2000000556	11/30/2012	(12.69)
70510000	AFUDC-Equity	UI	2000000553	11/30/2012	15.65
70510000	AFUDC-Equity	UZ	2000000556	11/30/2012	(15.65)
70510000	AFUDC-Equity	UI	2000000553	11/30/2012	30.68
70510000	AFUDC-Equity	UZ	2000000556	11/30/2012	(30.68)
70510000	AFUDC-Equity	UI	2000000553	11/30/2012	527.60
70510000	AFUDC-Equity	UZ	2000000557	11/30/2012	(527.60)
70510000	AFUDC-Equity	UI	2000000554	11/30/2012	3.53
70510000	AFUDC-Equity	UZ	2000000557	11/30/2012	(3.53)
70510000	AFUDC-Equity	UI	2000000554	11/30/2012	1.74
70510000	AFUDC-Equity	UZ	2000000557	11/30/2012	(1.74)
70510000	AFUDC-Equity	UI	2000000554	11/30/2012	0.01
70510000	AFUDC-Equity	UZ	2000000557	11/30/2012	(0.01)
70510000	AFUDC-Equity	UI	2000000554	11/30/2012	2.76
70510000	AFUDC-Equity	UZ	2000000556	11/30/2012	(2.76)
70510000	AFUDC-Equity	UI	2000000554	11/30/2012	2.67
70510000	AFUDC-Equity	UZ	2000000556	11/30/2012	(2.67)
70510000	AFUDC-Equity	UI	2000000553	11/30/2012	10.28
70510000	AFUDC-Equity	UZ	2000000556	11/30/2012	(10.28)
70510000	AFUDC-Equity	UI	2000000553	11/30/2012	1.77
70510000	AFUDC-Equity	UZ	2000000557	11/30/2012	(1.77)
70510000	AFUDC-Equity	UI	2000000554	11/30/2012	19.61
70510000	AFUDC-Equity	UZ	2000000557	11/30/2012	(19.61)
70510000	AFUDC-Equity	UI	2000000554	11/30/2012	10.12
70510000	AFUDC-Equity	UZ	2000000556	11/30/2012	(10.12)
70510000	AFUDC-Equity	UI	2000000554	11/30/2012	255.07
70510000	AFUDC-Equity	UZ	2000000556	11/30/2012	(255.07)
70510000	AFUDC-Equity	UI	2000000554	11/30/2012	41.69
70510000	AFUDC-Equity	UZ	2000000556	11/30/2012	(41.69)
70510000	AFUDC-Equity	UI	2000000554	11/30/2012	72.91
70510000	AFUDC-Equity	UZ	2000000556	11/30/2012	(72.91)
70510000	AFUDC-Equity	UI	2000000553	11/30/2012	110.10
70510000	AFUDC-Equity	UZ	2000000557	11/30/2012	(110.10)
70510000	AFUDC-Equity	UI	2000000553	11/30/2012	302.89
70510000	AFUDC-Equity	UZ	2000000557	11/30/2012	(302.89)
70510000	AFUDC-Equity	UI	2000000553	11/30/2012	231.74
70510000	AFUDC-Equity	UZ	2000000556	11/30/2012	(231.74)
70510000	AFUDC-Equity	UI	2000000553	11/30/2012	112.55
70510000	AFUDC-Equity	UZ	2000000557	11/30/2012	(112.55)
70510000	AFUDC-Equity	UI	2000000553	11/30/2012	0.22
70510000	AFUDC-Equity	UZ	2000000556	11/30/2012	(0.22)
70510000	AFUDC-Equity	UI	2000000553	11/30/2012	133.30
70510000	AFUDC-Equity	UZ	2000000557	11/30/2012	(133.30)
70510000	AFUDC-Equity	UI	2000000554	11/30/2012	0.22
70510000	AFUDC-Equity	UZ	2000000556	11/30/2012	(0.22)
70510000	AFUDC-Equity	UI	2000000553	11/30/2012	188.54
70510000	AFUDC-Equity	UZ	2000000557	11/30/2012	(188.54)
70510000	AFUDC-Equity	UI	2000000553	11/30/2012	0.03



## Kentucky American Water Company

Case No. 2012-00520

Response to PSC DR1, Item 31

Account	Description	Doc Type	Document Number	Posting Date	Amount
70510000	AFUDC-Equity	UZ	2000000556	11/30/2012	(0.03)
70510000	AFUDC-Equity	UI	2000000553	11/30/2012	90.40
70510000	AFUDC-Equity	UZ	2000000557	11/30/2012	(90.40)
70510000	AFUDC-Equity	UI	2000000553	11/30/2012	0.10
70510000	AFUDC-Equity	UZ	2000000557	11/30/2012	(0.10)
70510000	AFUDC-Equity	UI	2000000554	11/30/2012	89.34
70510000	AFUDC-Equity	UZ	2000000556	11/30/2012	(89.34)
70510000	AFUDC-Equity	UI	2000000553	11/30/2012	0.52
70510000	AFUDC-Equity	UZ	2000000556	11/30/2012	(0.52)
70510000	AFUDC-Equity	UI	2000000553	11/30/2012	83.26
70510000	AFUDC-Equity	UZ	2000000556	11/30/2012	(83.26)
70510000	AFUDC-Equity	UI	2000000553	11/30/2012	0.60
70510000	AFUDC-Equity	UZ	2000000557	11/30/2012	(0.60)
70510000	AFUDC-Equity	UI	2000000554	11/30/2012	573.30
70510000	AFUDC-Equity	UZ	2000000556	11/30/2012	(573.30)
70510000	AFUDC-Equity	UI	2000000554	11/30/2012	380.02
70510000	AFUDC-Equity	UZ	2000000557	11/30/2012	(380.02)
70510000	AFUDC-Equity	UI	2000000553	11/30/2012	46.50
70510000	AFUDC-Equity	UZ	2000000556	11/30/2012	(46.50)
70510000	AFUDC-Equity	UI	2000000553	11/30/2012	46.51
70510000	AFUDC-Equity	UZ	2000000557	11/30/2012	(46.51)
70510000	AFUDC-Equity	UI	2000000553	11/30/2012	0.01
70510000	AFUDC-Equity	UZ	2000000556	11/30/2012	(0.01)
70510000	AFUDC-Equity	UI	2000000554	11/30/2012	608.23
70510000	AFUDC-Equity	UZ	2000000557	11/30/2012	(608.23)
70510000	AFUDC-Equity	UI	2000000554	11/30/2012	0.15
70510000	AFUDC-Equity	UZ	2000000557	11/30/2012	(0.15)
70510000	AFUDC-Equity	UI	2000000553	11/30/2012	467.41
70510000	AFUDC-Equity	UZ	2000000557	11/30/2012	(467.41)
70510000	AFUDC-Equity	UI	2000000553	11/30/2012	81.48
70510000	AFUDC-Equity	UZ	2000000556	11/30/2012	(81.48)
70510000	AFUDC-Equity	UI	2000000554	11/30/2012	21.67
70510000	AFUDC-Equity	UZ	2000000556	11/30/2012	(21.67)
70510000	AFUDC-Equity	UI	2000000554	11/30/2012	4.28
70510000	AFUDC-Equity	UZ	2000000556	11/30/2012	(4.28)
70510000	AFUDC-Equity	UI	2000000554	11/30/2012	6.72
70510000	AFUDC-Equity	UZ	2000000557	11/30/2012	(6.72)
70510000	AFUDC-Equity	UI	2000000554	11/30/2012	6.72
70510000	AFUDC-Equity	UZ	2000000556	11/30/2012	(6.72)
70510000	AFUDC-Equity	UI	2000000553	11/30/2012	4.28
70510000	AFUDC-Equity	UZ	2000000557	11/30/2012	(4.28)
70510000	AFUDC-Equity	UI	2000000554	11/30/2012	21.66
70510000	AFUDC-Equity	UZ	2000000557	11/30/2012	(21.66)
70510000	AFUDC-Equity	UI	2000000554	11/30/2012	36.51
70510000	AFUDC-Equity	UZ	2000000557	11/30/2012	(36.51)
70510000	AFUDC-Equity	UI	2000000553	11/30/2012	36.51
70510000	AFUDC-Equity	UZ	2000000556	11/30/2012	(36.51)
70510000	AFUDC-Equity	UI	2000000553	11/30/2012	18.37
70510000	AFUDC-Equity	UZ	2000000556	11/30/2012	(18.37)
70510000	AFUDC-Equity	UI	2000000554	11/30/2012	18.37
70510000	AFUDC-Equity	UZ	2000000557	11/30/2012	(18.37)
70510000	AFUDC-Equity	UI	2000000553	11/30/2012	17.80
70510000	AFUDC-Equity	UZ	2000000556	11/30/2012	(17.80)

## Kentucky American Water Company

Case No. 2012-00520

Response to PSC DR1, Item 31

Account	Description	Doc Type	Document Number	Posting Date	Amount
70510000	AFUDC-Equity	UI	2000000553	11/30/2012	27.32
70510000	AFUDC-Equity	UZ	2000000557	11/30/2012	(27.32)
70510000	AFUDC-Equity	UI	2000000554	11/30/2012	27.32
70510000	AFUDC-Equity	UZ	2000000557	11/30/2012	(27.32)
70510000	AFUDC-Equity	UI	2000000553	11/30/2012	246.42
70510000	AFUDC-Equity	UZ	2000000556	11/30/2012	(246.42)
70510000	AFUDC-Equity	UI	2000000554	11/30/2012	264.39
70510000	AFUDC-Equity	UZ	2000000557	11/30/2012	(264.39)
70510000	AFUDC-Equity	UI	2000000553	11/30/2012	7.68
70510000	AFUDC-Equity	UZ	2000000557	11/30/2012	(7.68)
70510000	AFUDC-Equity	UI	2000000553	11/30/2012	7.76
70510000	AFUDC-Equity	UZ	2000000557	11/30/2012	(7.76)
70510000	AFUDC-Equity	UI	2000000553	11/30/2012	274.46
70510000	AFUDC-Equity	UZ	2000000557	11/30/2012	(274.46)
70510000	AFUDC-Equity	UI	2000000553	11/30/2012	274.46
70510000	AFUDC-Equity	UZ	2000000557	11/30/2012	(274.46)
71521000	M&J Expenses	CF	9300004456	11/30/2012	759.45
71521000	M&J Expenses	CF	9300004456	11/30/2012	(759.45)
71521000	M&J Expenses	CF	9300004462	11/30/2012	471.11
71521000	M&J Expenses	CF	9300004462	11/30/2012	(471.11)
71521000	M&J Expenses	CS	9300004534	11/30/2012	1,286.62
71521000	M&J Expenses	CS	9300004534	11/30/2012	46.05
71521000	M&J Expenses	CS	9300004534	11/30/2012	1,422.89
71521000	M&J Expenses	CS	9300004534	11/30/2012	(1,230.56)
71521000	M&J Expenses	CS	9300004534	11/30/2012	1,230.56
71521000	M&J Expenses	CS	9300004534	11/30/2012	40.79
71521000	M&J Expenses	CS	9300004534	11/30/2012	47.23
71521000	M&J Expenses	CS	9300004534	11/30/2012	129.13
71521000	M&J Expenses	CS	9300004534	11/30/2012	356.86
71521000	M&J Expenses	CS	9300004534	11/30/2012	608.18
71521000	M&J Expenses	CS	9300004534	11/30/2012	514.48
71521000	M&J Expenses	CS	9300004534	11/30/2012	196.99
71521000	M&J Expenses	CS	9300004534	11/30/2012	68.64
71521000	M&J Expenses	CS	9300004534	11/30/2012	201.19
71521000	M&J Expenses	CS	9300004785	11/30/2012	608.21
71521000	M&J Expenses	CS	9300004785	11/30/2012	354.50
71521000	M&J Expenses	CS	9300004785	11/30/2012	(40.79)
71521000	M&J Expenses	CS	9300004785	11/30/2012	26.62
71521000	M&J Expenses	CS	9300004785	11/30/2012	50.53
71521000	M&J Expenses	CS	9300004785	11/30/2012	124.66
71521000	M&J Expenses	CS	9300004785	11/30/2012	195.97
71521000	M&J Expenses	CS	9300004785	11/30/2012	179.73
71521000	M&J Expenses	CS	9300004785	11/30/2012	68.85
71521000	M&J Expenses	CS	9300004785	11/30/2012	23.96
71521000	M&J Expenses	CS	9300004785	11/30/2012	69.77
71521000	M&J Expenses	CS	9300004785	11/30/2012	1,213.67
71521000	M&J Expenses	CS	9300004893	11/30/2012	501.18
72801100	Adv Rcpt Non-Srv Clr	DR	4000004128	11/30/2012	(488.16)
72801100	Adv Rcpt Non-Srv Clr	UZ	2000000515	11/30/2012	36,642.00
72801100	Adv Rcpt Non-Srv Clr	UZ	2000000530	11/30/2012	488.16
72801100	Adv Rcpt Non-Srv Clr	UZ	2000000515	11/30/2012	27,554.00
72802000	CIAC Rcpt Svcs Clrg	UZ	2000000530	11/30/2012	2,751.00
72802100	CIAC Rcpt Non-SrvClr	DR	4000004114	11/30/2012	(69,290.00)

Kentucky American Water Company  
Case No. 2012-00520  
Response to PSC DR1, Item 31

Account	Description	Doc Type	Document Number	Posting Date	Amount
72802100	CIAC Rcpt Non-SrvClr	DR	4000004128	11/30/2012	(6,010.64)
72802100	CIAC Rcpt Non-SrvClr	UZ	2000000530	11/30/2012	6,010.64
72802100	CIAC Rcpt Non-SrvClr	UZ	2000000527	11/30/2012	69,290.00
72802100	CIAC Rcpt Non-SrvClr	UZ	2000000515	11/30/2012	19,021.00
75510000	Amort UPAA	SQ	9600000094	11/30/2012	(35.38)
75810000	Donations Deductible	SA	100002038	11/30/2012	(42,426.63)
75820000	Othr Income Deductns	SA	100002038	11/30/2012	6,336.00
75820000	Othr Income Deductns	SA	100002038	11/30/2012	(58,321.33)
75820000	Othr Income Deductns	ZI	9000001071	11/30/2012	3,513.00
75820000	Othr Income Deductns	ZI	9000001072	11/30/2012	703.00
75820000	Othr Income Deductns	CF	9300004908	11/30/2012	(4,216.00)
75820000	Othr Income Deductns	CF	9300004908	11/30/2012	4,216.00
75840000	Lobbying Expenses	CF	9300004410	11/30/2012	(5,371.06)
75840000	Lobbying Expenses	CF	9300004410	11/30/2012	5,371.06
75840000	Lobbying Expenses	SR	9600000105	11/30/2012	469.72
81010000	Interest LTD	TC	3000007023	11/30/2012	242,246.67
81010000	Interest LTD	TC	3000007025	11/30/2012	177,260.42
81010000	Interest LTD	TC	3000007027	11/30/2012	312,802.50
81010000	Interest LTD	UT	9300004766	11/30/2012	(10,875.79)
81010000	Interest LTD	SR	9600000109	11/30/2012	10,875.79
81010000	Interest LTD	SR	9600000109	11/30/2012	(10,875.79)
81015000	Interest LTD Interco	TC	3000007029	11/30/2012	1,410,557.29
81015000	Interest LTD Interco	TC	3000007031	11/30/2012	361,562.50
81015000	Interest LTD Interco	TC	3000007033	11/30/2012	694,868.06
81015000	Interest LTD Interco	TC	3000007035	11/30/2012	387,338.75
81015000	Interest LTD Interco	TC	3000007037	11/30/2012	126,250.00
81020000	Div Decl P/S w/ MRR	TC	3000007021	11/30/2012	95,287.50
81315000	Interest STD Interco	TI	3000007348	11/30/2012	1,521.07
82010000	Amort Debt Disc&Exp	TC	3000007272	11/30/2012	191.10
82010000	Amort Debt Disc&Exp	TC	3000007273	11/30/2012	202.37
82010000	Amort Debt Disc&Exp	TC	3000007274	11/30/2012	271.77
82015000	Amort Dbt Dsc&Ex I/C	TC	3000007275	11/30/2012	1,699.00
82015000	Amort Dbt Dsc&Ex I/C	TC	3000007276	11/30/2012	1,083.91
82015000	Amort Dbt Dsc&Ex I/C	TC	3000007277	11/30/2012	905.37
82015000	Amort Dbt Dsc&Ex I/C	TC	3000007278	11/30/2012	1,383.42
82015000	Amort Dbt Dsc&Ex I/C	SA	100002030	11/30/2012	77.75
82016000	Amortize Debt Expense Inside	SA	100002010	11/30/2012	1,456.72
82020000	Amort P/S Exp w/ MRR	SR	9600000108	11/30/2012	64.24
85000000	AFUDC Debt	SP	2000000536	11/30/2012	(269.11)
85000000	AFUDC Debt	SP	2000000536	11/30/2012	269.11
85000000	AFUDC Debt	SP	2000000536	11/30/2012	(2,004.95)
85000000	AFUDC Debt	SP	2000000536	11/30/2012	2,004.95
85000000	AFUDC Debt	SP	2000000536	11/30/2012	(2,312.06)
85000000	AFUDC Debt	SP	2000000536	11/30/2012	2,312.06
85000000	AFUDC Debt	UI	2000000553	11/30/2012	(10,681.21)
85000000	AFUDC Debt	UI	2000000553	11/30/2012	(7,419.82)
85000000	AFUDC Debt	UI	2000000553	11/30/2012	(11,792.88)
85000000	AFUDC Debt	UI	2000000554	11/30/2012	(89.50)
85000000	AFUDC Debt	UI	2000000554	11/30/2012	8.46
85000000	AFUDC Debt	UZ	2000000557	11/30/2012	(1,687.19)
85000000	AFUDC Debt	UI	2000000553	11/30/2012	1,687.19
85000000	AFUDC Debt	UZ	2000000557	11/30/2012	(232.44)
85000000	AFUDC Debt	UI	2000000554	11/30/2012	232.44

## Kentucky American Water Company

Case No. 2012-00520

Response to PSC DR1, Item 31

Account	Description	Doc Type	Document Number	Posting Date	Amount
85000000	AFUDC Debt	UZ	200000557	11/30/2012	(1,472.83)
85000000	AFUDC Debt	UI	200000553	11/30/2012	1,472.83
85000000	AFUDC Debt	UZ	200000556	11/30/2012	(10,633.02)
85000000	AFUDC Debt	UI	200000553	11/30/2012	10,633.02
85000000	AFUDC Debt	UI	200000554	11/30/2012	14.34
85000000	AFUDC Debt	UZ	200000557	11/30/2012	(14.34)
85000000	AFUDC Debt	UI	200000553	11/30/2012	14.36
85000000	AFUDC Debt	UZ	200000557	11/30/2012	(14.36)
85000000	AFUDC Debt	UI	200000554	11/30/2012	3.28
85000000	AFUDC Debt	UZ	200000556	11/30/2012	(3.28)
85000000	AFUDC Debt	UI	200000553	11/30/2012	12.10
85000000	AFUDC Debt	UZ	200000557	11/30/2012	(12.10)
85000000	AFUDC Debt	UI	200000554	11/30/2012	19.13
85000000	AFUDC Debt	UZ	200000556	11/30/2012	(19.13)
85000000	AFUDC Debt	UI	200000554	11/30/2012	0.22
85000000	AFUDC Debt	UZ	200000556	11/30/2012	(0.22)
85000000	AFUDC Debt	UI	200000553	11/30/2012	22.73
85000000	AFUDC Debt	UZ	200000556	11/30/2012	(22.73)
85000000	AFUDC Debt	UI	200000553	11/30/2012	98.33
85000000	AFUDC Debt	UZ	200000557	11/30/2012	(98.33)
85000000	AFUDC Debt	UI	200000553	11/30/2012	84.55
85000000	AFUDC Debt	UZ	200000557	11/30/2012	(84.55)
85000000	AFUDC Debt	UI	200000554	11/30/2012	30.53
85000000	AFUDC Debt	UZ	200000557	11/30/2012	(30.53)
85000000	AFUDC Debt	UI	200000554	11/30/2012	(5.88)
85000000	AFUDC Debt	UZ	200000557	11/30/2012	5.88
85000000	AFUDC Debt	UI	200000553	11/30/2012	(1.39)
85000000	AFUDC Debt	UZ	200000557	11/30/2012	1.39
85000000	AFUDC Debt	UI	200000553	11/30/2012	(1.19)
85000000	AFUDC Debt	UZ	200000557	11/30/2012	1.19
85000000	AFUDC Debt	UI	200000554	11/30/2012	0.40
85000000	AFUDC Debt	UZ	200000557	11/30/2012	(0.40)
85000000	AFUDC Debt	UI	200000553	11/30/2012	2.59
85000000	AFUDC Debt	UZ	200000557	11/30/2012	(2.59)
85000000	AFUDC Debt	UI	200000554	11/30/2012	1,719.79
85000000	AFUDC Debt	UZ	200000556	11/30/2012	(1,719.79)
85000000	AFUDC Debt	UI	200000554	11/30/2012	58.76
85000000	AFUDC Debt	UZ	200000557	11/30/2012	(58.76)
85000000	AFUDC Debt	UI	200000553	11/30/2012	50.71
85000000	AFUDC Debt	UZ	200000557	11/30/2012	(50.71)
85000000	AFUDC Debt	UI	200000554	11/30/2012	447.15
85000000	AFUDC Debt	UZ	200000557	11/30/2012	(447.15)
85000000	AFUDC Debt	UI	200000554	11/30/2012	232.52
85000000	AFUDC Debt	UZ	200000556	11/30/2012	(232.52)
85000000	AFUDC Debt	UI	200000553	11/30/2012	9.92
85000000	AFUDC Debt	UZ	200000557	11/30/2012	(9.92)
85000000	AFUDC Debt	UI	200000553	11/30/2012	9.40
85000000	AFUDC Debt	UZ	200000556	11/30/2012	(9.40)
85000000	AFUDC Debt	UI	200000553	11/30/2012	33.70
85000000	AFUDC Debt	UZ	200000557	11/30/2012	(33.70)
85000000	AFUDC Debt	UI	200000553	11/30/2012	1.05
85000000	AFUDC Debt	UZ	200000556	11/30/2012	(1.05)
85000000	AFUDC Debt	UI	200000553	11/30/2012	58.46

## Kentucky American Water Company

Case No. 2012-00520

Response to PSC DR1, Item 31

Account	Description	Doc Type	Document Number	Posting Date	Amount
85000000	AFUDC Debt	UZ	2000000557	11/30/2012	(58.46)
85000000	AFUDC Debt	UZ	2000000537	11/30/2012	(2,004.95)
85000000	AFUDC Debt	UI	2000000554	11/30/2012	64.73
85000000	AFUDC Debt	UZ	2000000557	11/30/2012	(64.73)
85000000	AFUDC Debt	UI	2000000553	11/30/2012	19.10
85000000	AFUDC Debt	UZ	2000000557	11/30/2012	(19.10)
85000000	AFUDC Debt	UZ	2000000537	11/30/2012	(2,312.06)
85000000	AFUDC Debt	UI	2000000554	11/30/2012	141.11
85000000	AFUDC Debt	UZ	2000000557	11/30/2012	(141.11)
85000000	AFUDC Debt	UI	2000000554	11/30/2012	0.88
85000000	AFUDC Debt	UZ	2000000557	11/30/2012	(0.88)
85000000	AFUDC Debt	UI	2000000554	11/30/2012	0.27
85000000	AFUDC Debt	UZ	2000000557	11/30/2012	(0.27)
85000000	AFUDC Debt	UI	2000000553	11/30/2012	1.27
85000000	AFUDC Debt	UZ	2000000557	11/30/2012	(1.27)
85000000	AFUDC Debt	UI	2000000554	11/30/2012	29.85
85000000	AFUDC Debt	UZ	2000000557	11/30/2012	(29.85)
85000000	AFUDC Debt	UI	2000000553	11/30/2012	2.38
85000000	AFUDC Debt	UZ	2000000556	11/30/2012	(2.38)
85000000	AFUDC Debt	UI	2000000553	11/30/2012	21.83
85000000	AFUDC Debt	UZ	2000000556	11/30/2012	(21.83)
85000000	AFUDC Debt	UI	2000000553	11/30/2012	815.88
85000000	AFUDC Debt	UZ	2000000556	11/30/2012	(815.88)
85000000	AFUDC Debt	UI	2000000554	11/30/2012	9.03
85000000	AFUDC Debt	UZ	2000000556	11/30/2012	(9.03)
85000000	AFUDC Debt	UZ	2000000537	11/30/2012	2,312.06
85000000	AFUDC Debt	UZ	2000000537	11/30/2012	2,004.95
85000000	AFUDC Debt	UI	2000000553	11/30/2012	0.21
85000000	AFUDC Debt	UZ	2000000557	11/30/2012	(0.21)
85000000	AFUDC Debt	UI	2000000554	11/30/2012	25.84
85000000	AFUDC Debt	UZ	2000000557	11/30/2012	(25.84)
85000000	AFUDC Debt	UI	2000000553	11/30/2012	0.17
85000000	AFUDC Debt	UZ	2000000556	11/30/2012	(0.17)
85000000	AFUDC Debt	UI	2000000554	11/30/2012	5.81
85000000	AFUDC Debt	UZ	2000000556	11/30/2012	(5.81)
85000000	AFUDC Debt	UI	2000000553	11/30/2012	0.20
85000000	AFUDC Debt	UZ	2000000556	11/30/2012	(0.20)
85000000	AFUDC Debt	UI	2000000553	11/30/2012	15.96
85000000	AFUDC Debt	UZ	2000000556	11/30/2012	(15.96)
85000000	AFUDC Debt	UI	2000000554	11/30/2012	3.39
85000000	AFUDC Debt	UZ	2000000557	11/30/2012	(3.39)
85000000	AFUDC Debt	UZ	2000000537	11/30/2012	(269.11)
85000000	AFUDC Debt	UI	2000000553	11/30/2012	9.85
85000000	AFUDC Debt	UZ	2000000557	11/30/2012	(9.85)
85000000	AFUDC Debt	UZ	2000000537	11/30/2012	269.11
85000000	AFUDC Debt	UI	2000000553	11/30/2012	76.26
85000000	AFUDC Debt	UZ	2000000556	11/30/2012	(76.26)
85000000	AFUDC Debt	UI	2000000553	11/30/2012	139.98
85000000	AFUDC Debt	UZ	2000000556	11/30/2012	(139.98)
85000000	AFUDC Debt	UI	2000000553	11/30/2012	191.35
85000000	AFUDC Debt	UZ	2000000557	11/30/2012	(191.35)
85000000	AFUDC Debt	UI	2000000554	11/30/2012	80.58
85000000	AFUDC Debt	UZ	2000000557	11/30/2012	(80.58)

## Kentucky American Water Company

Case No. 2012-00520

Response to PSC DR1, Item 31

Account	Description	Doc Type	Document Number	Posting Date	Amount
85000000	AFUDC Debt	UI	2000000553	11/30/2012	102.80
85000000	AFUDC Debt	UZ	2000000557	11/30/2012	(102.80)
85000000	AFUDC Debt	UI	2000000554	11/30/2012	17.35
85000000	AFUDC Debt	UZ	2000000557	11/30/2012	(17.35)
85000000	AFUDC Debt	UI	2000000554	11/30/2012	65.99
85000000	AFUDC Debt	UZ	2000000557	11/30/2012	(65.99)
85000000	AFUDC Debt	UI	2000000553	11/30/2012	3.95
85000000	AFUDC Debt	UZ	2000000556	11/30/2012	(3.95)
85000000	AFUDC Debt	UI	2000000554	11/30/2012	34.78
85000000	AFUDC Debt	UZ	2000000556	11/30/2012	(34.78)
85000000	AFUDC Debt	UI	2000000553	11/30/2012	2,043.43
85000000	AFUDC Debt	UZ	2000000557	11/30/2012	(2,043.43)
85000000	AFUDC Debt	UI	2000000553	11/30/2012	2,510.22
85000000	AFUDC Debt	UZ	2000000556	11/30/2012	(2,510.22)
85000000	AFUDC Debt	UI	2000000554	11/30/2012	18.98
85000000	AFUDC Debt	UZ	2000000556	11/30/2012	(18.98)
85000000	AFUDC Debt	UI	2000000553	11/30/2012	78.06
85000000	AFUDC Debt	UZ	2000000557	11/30/2012	(78.06)
85000000	AFUDC Debt	UI	2000000553	11/30/2012	493.40
85000000	AFUDC Debt	UZ	2000000557	11/30/2012	(493.40)
85000000	AFUDC Debt	UI	2000000554	11/30/2012	9.84
85000000	AFUDC Debt	UZ	2000000557	11/30/2012	(9.84)
85000000	AFUDC Debt	UI	2000000553	11/30/2012	7.35
85000000	AFUDC Debt	UZ	2000000557	11/30/2012	(7.35)
85000000	AFUDC Debt	UI	2000000554	11/30/2012	15.48
85000000	AFUDC Debt	UZ	2000000556	11/30/2012	(15.48)
85000000	AFUDC Debt	UI	2000000554	11/30/2012	1,244.96
85000000	AFUDC Debt	UZ	2000000557	11/30/2012	(1,244.96)
85000000	AFUDC Debt	UI	2000000553	11/30/2012	203.74
85000000	AFUDC Debt	UZ	2000000557	11/30/2012	(203.74)
85000000	AFUDC Debt	UI	2000000554	11/30/2012	7.75
85000000	AFUDC Debt	UZ	2000000557	11/30/2012	(7.75)
85000000	AFUDC Debt	UI	2000000553	11/30/2012	10.11
85000000	AFUDC Debt	UZ	2000000556	11/30/2012	(10.11)
85000000	AFUDC Debt	UI	2000000553	11/30/2012	9.73
85000000	AFUDC Debt	UZ	2000000557	11/30/2012	(9.73)
85000000	AFUDC Debt	UI	2000000553	11/30/2012	12.01
85000000	AFUDC Debt	UZ	2000000556	11/30/2012	(12.01)
85000000	AFUDC Debt	UI	2000000553	11/30/2012	23.54
85000000	AFUDC Debt	UZ	2000000557	11/30/2012	(23.54)
85000000	AFUDC Debt	UI	2000000553	11/30/2012	404.73
85000000	AFUDC Debt	UZ	2000000556	11/30/2012	(404.73)
85000000	AFUDC Debt	UI	2000000553	11/30/2012	2.71
85000000	AFUDC Debt	UZ	2000000557	11/30/2012	(2.71)
85000000	AFUDC Debt	UI	2000000554	11/30/2012	1.34
85000000	AFUDC Debt	UZ	2000000556	11/30/2012	(1.34)
85000000	AFUDC Debt	UI	2000000554	11/30/2012	0.01
85000000	AFUDC Debt	UZ	2000000556	11/30/2012	(0.01)
85000000	AFUDC Debt	UI	2000000554	11/30/2012	2.11
85000000	AFUDC Debt	UZ	2000000556	11/30/2012	(2.11)
85000000	AFUDC Debt	UI	2000000553	11/30/2012	2.05
85000000	AFUDC Debt	UZ	2000000557	11/30/2012	(2.05)
85000000	AFUDC Debt	UI	2000000553	11/30/2012	7.88

## Kentucky American Water Company

Case No. 2012-00520

Response to PSC DR1, Item 31

Account	Description	Doc Type	Document Number	Posting Date	Amount
85000000	AFUDC Debt	UZ	2000000556	11/30/2012	(7.88)
85000000	AFUDC Debt	UI	2000000554	11/30/2012	1.36
85000000	AFUDC Debt	UZ	2000000557	11/30/2012	(1.36)
85000000	AFUDC Debt	UI	2000000553	11/30/2012	15.04
85000000	AFUDC Debt	UZ	2000000557	11/30/2012	(15.04)
85000000	AFUDC Debt	UI	2000000553	11/30/2012	7.76
85000000	AFUDC Debt	UZ	2000000557	11/30/2012	(7.76)
85000000	AFUDC Debt	UI	2000000553	11/30/2012	195.67
85000000	AFUDC Debt	UZ	2000000557	11/30/2012	(195.67)
85000000	AFUDC Debt	UI	2000000553	11/30/2012	31.98
85000000	AFUDC Debt	UZ	2000000556	11/30/2012	(31.98)
85000000	AFUDC Debt	UI	2000000553	11/30/2012	55.93
85000000	AFUDC Debt	UZ	2000000557	11/30/2012	(55.93)
85000000	AFUDC Debt	UI	2000000553	11/30/2012	84.46
85000000	AFUDC Debt	UZ	2000000557	11/30/2012	(84.46)
85000000	AFUDC Debt	UI	2000000553	11/30/2012	232.35
85000000	AFUDC Debt	UZ	2000000556	11/30/2012	(232.35)
85000000	AFUDC Debt	UI	2000000554	11/30/2012	177.77
85000000	AFUDC Debt	UZ	2000000556	11/30/2012	(177.77)
85000000	AFUDC Debt	UI	2000000553	11/30/2012	86.34
85000000	AFUDC Debt	UZ	2000000557	11/30/2012	(86.34)
85000000	AFUDC Debt	UI	2000000553	11/30/2012	0.17
85000000	AFUDC Debt	UZ	2000000556	11/30/2012	(0.17)
85000000	AFUDC Debt	UI	2000000554	11/30/2012	102.26
85000000	AFUDC Debt	UZ	2000000557	11/30/2012	(102.26)
85000000	AFUDC Debt	UI	2000000553	11/30/2012	0.17
85000000	AFUDC Debt	UZ	2000000557	11/30/2012	(0.17)
85000000	AFUDC Debt	UI	2000000553	11/30/2012	144.64
85000000	AFUDC Debt	UZ	2000000556	11/30/2012	(144.64)
85000000	AFUDC Debt	UI	2000000554	11/30/2012	0.02
85000000	AFUDC Debt	UZ	2000000557	11/30/2012	(0.02)
85000000	AFUDC Debt	UI	2000000554	11/30/2012	69.35
85000000	AFUDC Debt	UZ	2000000557	11/30/2012	(69.35)
85000000	AFUDC Debt	UI	2000000553	11/30/2012	0.08
85000000	AFUDC Debt	UZ	2000000557	11/30/2012	(0.08)
85000000	AFUDC Debt	UI	2000000553	11/30/2012	68.54
85000000	AFUDC Debt	UZ	2000000556	11/30/2012	(68.54)
85000000	AFUDC Debt	UI	2000000554	11/30/2012	0.40
85000000	AFUDC Debt	UZ	2000000557	11/30/2012	(0.40)
85000000	AFUDC Debt	UI	2000000553	11/30/2012	63.87
85000000	AFUDC Debt	UZ	2000000556	11/30/2012	(63.87)
85000000	AFUDC Debt	UI	2000000553	11/30/2012	0.46
85000000	AFUDC Debt	UZ	2000000556	11/30/2012	(0.46)
85000000	AFUDC Debt	UI	2000000553	11/30/2012	439.79
85000000	AFUDC Debt	UZ	2000000557	11/30/2012	(439.79)
85000000	AFUDC Debt	UI	2000000554	11/30/2012	291.52
85000000	AFUDC Debt	UZ	2000000557	11/30/2012	(291.52)
85000000	AFUDC Debt	UI	2000000554	11/30/2012	35.67
85000000	AFUDC Debt	UZ	2000000557	11/30/2012	(35.67)
85000000	AFUDC Debt	UI	2000000553	11/30/2012	35.68
85000000	AFUDC Debt	UZ	2000000556	11/30/2012	(35.68)
85000000	AFUDC Debt	UI	2000000554	11/30/2012	466.59
85000000	AFUDC Debt	UZ	2000000556	11/30/2012	(466.59)

## Kentucky American Water Company

Case No. 2012-00520

Response to PSC DR1, Item 31

Account	Description	Doc Type	Document Number	Posting Date	Amount
85000000	AFUDC Debt	UI	2000000554	11/30/2012	0.11
85000000	AFUDC Debt	UZ	2000000556	11/30/2012	(0.11)
85000000	AFUDC Debt	UI	2000000554	11/30/2012	358.56
85000000	AFUDC Debt	UZ	2000000557	11/30/2012	(358.56)
85000000	AFUDC Debt	UI	2000000553	11/30/2012	62.50
85000000	AFUDC Debt	UZ	2000000557	11/30/2012	(62.50)
85000000	AFUDC Debt	UI	2000000553	11/30/2012	16.63
85000000	AFUDC Debt	UZ	2000000557	11/30/2012	(16.63)
85000000	AFUDC Debt	UI	2000000553	11/30/2012	3.28
85000000	AFUDC Debt	UZ	2000000557	11/30/2012	(3.28)
85000000	AFUDC Debt	UI	2000000554	11/30/2012	5.15
85000000	AFUDC Debt	UZ	2000000556	11/30/2012	(5.15)
85000000	AFUDC Debt	UI	2000000553	11/30/2012	5.15
85000000	AFUDC Debt	UZ	2000000556	11/30/2012	(5.15)
85000000	AFUDC Debt	UI	2000000554	11/30/2012	3.28
85000000	AFUDC Debt	UZ	2000000556	11/30/2012	(3.28)
85000000	AFUDC Debt	UI	2000000553	11/30/2012	16.61
85000000	AFUDC Debt	UZ	2000000556	11/30/2012	(16.61)
85000000	AFUDC Debt	UI	2000000554	11/30/2012	28.01
85000000	AFUDC Debt	UZ	2000000556	11/30/2012	(28.01)
85000000	AFUDC Debt	UI	2000000554	11/30/2012	28.01
85000000	AFUDC Debt	UZ	2000000556	11/30/2012	(28.01)
85000000	AFUDC Debt	UI	2000000553	11/30/2012	14.09
85000000	AFUDC Debt	UZ	2000000556	11/30/2012	(14.09)
85000000	AFUDC Debt	UI	2000000554	11/30/2012	14.09
85000000	AFUDC Debt	UZ	2000000557	11/30/2012	(14.09)
85000000	AFUDC Debt	UI	2000000554	11/30/2012	13.65
85000000	AFUDC Debt	UZ	2000000557	11/30/2012	(13.65)
85000000	AFUDC Debt	UI	2000000554	11/30/2012	20.96
85000000	AFUDC Debt	UZ	2000000557	11/30/2012	(20.96)
85000000	AFUDC Debt	UI	2000000554	11/30/2012	20.96
85000000	AFUDC Debt	UZ	2000000557	11/30/2012	(20.96)
85000000	AFUDC Debt	UI	2000000553	11/30/2012	189.03
85000000	AFUDC Debt	UZ	2000000556	11/30/2012	(189.03)
85000000	AFUDC Debt	UI	2000000553	11/30/2012	202.82
85000000	AFUDC Debt	UZ	2000000557	11/30/2012	(202.82)
85000000	AFUDC Debt	UI	2000000553	11/30/2012	5.89
85000000	AFUDC Debt	UZ	2000000557	11/30/2012	(5.89)
85000000	AFUDC Debt	UI	2000000553	11/30/2012	5.95
85000000	AFUDC Debt	UZ	2000000556	11/30/2012	(5.95)
85000000	AFUDC Debt	UI	2000000554	11/30/2012	210.54
85000000	AFUDC Debt	UZ	2000000556	11/30/2012	(210.54)
85000000	AFUDC Debt	UI	2000000553	11/30/2012	210.54
85000000	AFUDC Debt	UZ	2000000557	11/30/2012	(210.54)
88101000	CAP Move-UP	UP	2000000564	11/30/2012	33.03
88101000	CAP Move-UP	UP	2000000605	11/30/2012	80.00
88101000	CAP Move-UP	UP	2000000603	11/30/2012	32,143.75
88101000	CAP Move-UP	UP	2000000590	11/30/2012	503.11
88101000	CAP Move-UP	UP	2000000590	11/30/2012	151.37
88101000	CAP Move-UP	UP	2000000603	11/30/2012	83.13
88101000	CAP Move-UP	UP	2000000605	11/30/2012	318.69
88101000	CAP Move-UP	UP	2000000603	11/30/2012	(60.56)
88101000	CAP Move-UP	UP	2000000605	11/30/2012	547.27



## Kentucky American Water Company

Case No. 2012-00520

Response to PSC DR1, Item 31

Account	Description	Doc Type	Document Number	Posting Date	Amount
88101000	CAP Move-UP	UP	2000000603	11/30/2012	(2,171.22)
88101000	CAP Move-UP	UP	2000000564	11/30/2012	39,060.76
88101000	CAP Move-UP	UP	2000000590	11/30/2012	18,983.44
88101000	CAP Move-UP	UP	2000000590	11/30/2012	4,660.41
88101000	CAP Move-UP	UP	2000000594	11/30/2012	680.29
88101000	CAP Move-UP	UP	2000000603	11/30/2012	2,468.39
88101000	CAP Move-UP	UP	2000000605	11/30/2012	297.01
88101000	CAP Move-UP	UP	2000000605	11/30/2012	318.87
88101000	CAP Move-UP	UP	2000000594	11/30/2012	615.48
88101000	CAP Move-UP	UP	2000000594	11/30/2012	80.38
88101000	CAP Move-UP	UP	2000000594	11/30/2012	624.66
88101000	CAP Move-UP	UP	2000000594	11/30/2012	5.49
88101000	CAP Move-UP	UP	2000000594	11/30/2012	4.57
88101000	CAP Move-UP	UP	2000000594	11/30/2012	4.15
88106000	CAP Move-CCNC	UN	2000000562	11/30/2012	(6.83)
88106000	CAP Move-CCNC	UN	2000000563	11/30/2012	(8.55)
88106000	CAP Move-CCNC	UN	2000000563	11/30/2012	(18.81)
88106000	CAP Move-CCNC	UN	2000000563	11/30/2012	(115.51)
88106000	CAP Move-CCNC	UN	2000000588	11/30/2012	344.30
88106000	CAP Move-CCNC	UN	2000000597	11/30/2012	7,425.00
88106000	CAP Move-CCNC	UN	2000000562	11/30/2012	(20.94)
88106000	CAP Move-CCNC	UN	2000000562	11/30/2012	(23.55)
88106000	CAP Move-CCNC	UN	2000000562	11/30/2012	(217.22)
88106000	CAP Move-CCNC	UN	2000000562	11/30/2012	48.20
88106000	CAP Move-CCNC	UN	2000000562	11/30/2012	2.68
88106000	CAP Move-CCNC	UN	2000000562	11/30/2012	2.67
88106000	CAP Move-CCNC	UN	2000000588	11/30/2012	68.85
88106000	CAP Move-CCNC	UN	2000000588	11/30/2012	68.85
88106000	CAP Move-CCNC	UN	2000000588	11/30/2012	1,239.34
88106000	CAP Move-CCNC	UN	2000000597	11/30/2012	1.79
88106000	CAP Move-CCNC	UN	2000000597	11/30/2012	10.12
88106000	CAP Move-CCNC	UN	2000000529	11/30/2012	188.69
88106000	CAP Move-CCNC	UN	2000000540	11/30/2012	7,810.00
88106000	CAP Move-CCNC	UN	2000000562	11/30/2012	1,249.94
88106000	CAP Move-CCNC	UN	2000000562	11/30/2012	1,327.60
88106000	CAP Move-CCNC	UN	2000000562	11/30/2012	1.04
88106000	CAP Move-CCNC	UN	2000000540	11/30/2012	4,900.00
88106000	CAP Move-CCNC	UN	2000000540	11/30/2012	1,470.00
88106000	CAP Move-CCNC	UN	2000000540	11/30/2012	140.00
88106000	CAP Move-CCNC	UN	2000000540	11/30/2012	350.00
88106000	CAP Move-CCNC	UN	2000000540	11/30/2012	140.00
88106000	CAP Move-CCNC	UN	2000000562	11/30/2012	27.37
88106000	CAP Move-CCNC	UN	2000000562	11/30/2012	10.95
88106000	CAP Move-CCNC	UN	2000000562	11/30/2012	10.95
88106000	CAP Move-CCNC	UN	2000000562	11/30/2012	383.23
88106000	CAP Move-CCNC	UN	2000000563	11/30/2012	114.97
88106000	CAP Move-CCNC	UN	2000000597	11/30/2012	96,154.28
88106000	CAP Move-CCNC	UN	2000000597	11/30/2012	2,747.27
88106000	CAP Move-CCNC	UN	2000000597	11/30/2012	28,846.28
88106000	CAP Move-CCNC	UN	2000000597	11/30/2012	6,868.16
88106000	CAP Move-CCNC	UN	2000000597	11/30/2012	2,747.26
88106000	CAP Move-CCNC	UN	2000000540	11/30/2012	171.87
88106000	CAP Move-CCNC	UN	2000000540	11/30/2012	13.23

## Kentucky American Water Company

Case No. 2012-00520

Response to PSC DR1, Item 31

Account	Description	Doc Type	Document Number	Posting Date	Amount
88106000	CAP Move-CCNC	UN	2000000540	11/30/2012	1,057.64
88106000	CAP Move-CCNC	UN	2000000540	11/30/2012	13.22
88106000	CAP Move-CCNC	UN	2000000540	11/30/2012	66.10
88106000	CAP Move-CCNC	UN	2000000562	11/30/2012	11.62
88106000	CAP Move-CCNC	UN	2000000562	11/30/2012	30.20
88106000	CAP Move-CCNC	UN	2000000562	11/30/2012	2.30
88106000	CAP Move-CCNC	UN	2000000563	11/30/2012	185.83
88106000	CAP Move-CCNC	UN	2000000563	11/30/2012	2.33
88106000	CAP Move-CCNC	UN	2000000540	11/30/2012	5,835.87
88106000	CAP Move-CCNC	UN	2000000540	11/30/2012	58.95
88106000	CAP Move-CCNC	UN	2000000562	11/30/2012	4.06
88106000	CAP Move-CCNC	UN	2000000562	11/30/2012	401.90
88106000	CAP Move-CCNC	UN	2000000597	11/30/2012	443.14
88106000	CAP Move-CCNC	UN	2000000597	11/30/2012	43,870.84
88106000	CAP Move-CCNC	UN	2000000569	11/30/2012	31,172.42
88106000	CAP Move-CCNC	UN	2000000563	11/30/2012	8.87
88106000	CAP Move-CCNC	UN	2000000562	11/30/2012	778.93
88106000	CAP Move-CCNC	UN	2000000562	11/30/2012	778.85
88106000	CAP Move-CCNC	UN	2000000562	11/30/2012	778.86
88106000	CAP Move-CCNC	UN	2000000562	11/30/2012	8,501.03
88106000	CAP Move-CCNC	UN	2000000562	11/30/2012	1.74
88106000	CAP Move-CCNC	UN	2000000563	11/30/2012	3.49
88106000	CAP Move-CCNC	UP	2000000605	11/30/2012	(26.67)
88106000	CAP Move-CCNC	UP	2000000605	11/30/2012	(53.33)
88106000	CAP Move-CCNC	UN	2000000529	11/30/2012	2,193.52
88106000	CAP Move-CCNC	UN	2000000540	11/30/2012	1,106.74
88106000	CAP Move-CCNC	UN	2000000563	11/30/2012	230.69
88106000	CAP Move-CCNC	UN	2000000588	11/30/2012	240.93
88106000	CAP Move-CCNC	UN	2000000562	11/30/2012	(41.29)
88106000	CAP Move-CCNC	UN	2000000529	11/30/2012	250.10
88106000	CAP Move-CCNC	UN	2000000540	11/30/2012	78.67
88106000	CAP Move-CCNC	UN	2000000562	11/30/2012	22.98
88106000	CAP Move-CCNC	UN	2000000562	11/30/2012	116.57
88106000	CAP Move-CCNC	UN	2000000588	11/30/2012	466.74
88106000	CAP Move-CCNC	UN	2000000597	11/30/2012	22,901.00
88106000	CAP Move-CCNC	UP	2000000603	11/30/2012	(1,533.20)
88106000	CAP Move-CCNC	UP	2000000603	11/30/2012	(30,610.55)
88106000	CAP Move-CCNC	UN	2000000562	11/30/2012	(81.19)
88106000	CAP Move-CCNC	UN	2000000562	11/30/2012	744.98
88106000	CAP Move-CCNC	UN	2000000562	11/30/2012	744.98
88106000	CAP Move-CCNC	UN	2000000562	11/30/2012	2,234.94
88106000	CAP Move-CCNC	UN	2000000563	11/30/2012	744.94
88106000	CAP Move-CCNC	UN	2000000562	11/30/2012	307.53
88106000	CAP Move-CCNC	UN	2000000562	11/30/2012	909.42
88106000	CAP Move-CCNC	UN	2000000563	11/30/2012	1,818.83
88106000	CAP Move-CCNC	UN	2000000562	11/30/2012	303.17
88106000	CAP Move-CCNC	UN	2000000562	11/30/2012	151.54
88106000	CAP Move-CCNC	UP	2000000590	11/30/2012	(167.67)
88106000	CAP Move-CCNC	UP	2000000590	11/30/2012	(335.44)
88106000	CAP Move-CCNC	UN	2000000562	11/30/2012	796.54
88106000	CAP Move-CCNC	UN	2000000562	11/30/2012	1,593.08
88106000	CAP Move-CCNC	UN	2000000563	11/30/2012	796.54
88106000	CAP Move-CCNC	UN	2000000562	11/30/2012	17,344.85

## Kentucky American Water Company

Case No. 2012-00520

Response to PSC DR1, Item 31

Account	Description	Doc Type	Document Number	Posting Date	Amount
88106000	CAP Move-CCNC	UN	2000000563	11/30/2012	17,344.81
88106000	CAP Move-CCNC	UN	2000000563	11/30/2012	17,344.81
88106000	CAP Move-CCNC	UN	2000000562	11/30/2012	415.26
88106000	CAP Move-CCNC	UN	2000000562	11/30/2012	415.26
88106000	CAP Move-CCNC	UN	2000000562	11/30/2012	415.24
88106000	CAP Move-CCNC	UN	2000000562	11/30/2012	415.26
88106000	CAP Move-CCNC	UN	2000000562	11/30/2012	14,489.96
88106000	CAP Move-CCNC	UN	2000000562	11/30/2012	7,245.30
88106000	CAP Move-CCNC	UN	2000000562	11/30/2012	7,245.30
88106000	CAP Move-CCNC	UN	2000000563	11/30/2012	7,245.30
88106000	CAP Move-CCNC	UN	2000000540	11/30/2012	4,717.53
88106000	CAP Move-CCNC	UN	2000000562	11/30/2012	329.76
88106000	CAP Move-CCNC	UN	2000000562	11/30/2012	(13.55)
88106000	CAP Move-CCNC	UN	2000000562	11/30/2012	(3.20)
88106000	CAP Move-CCNC	UN	2000000562	11/30/2012	280.85
88106000	CAP Move-CCNC	UN	2000000562	11/30/2012	280.85
88106000	CAP Move-CCNC	UN	2000000563	11/30/2012	56.18
88106000	CAP Move-CCNC	UN	2000000563	11/30/2012	56.16
88106000	CAP Move-CCNC	UP	2000000590	11/30/2012	(75.70)
88106000	CAP Move-CCNC	UP	2000000590	11/30/2012	(75.67)
88106000	CAP Move-CCNC	UN	2000000562	11/30/2012	344.77
88106000	CAP Move-CCNC	UN	2000000563	11/30/2012	344.76
88106000	CAP Move-CCNC	UN	2000000562	11/30/2012	4,499.50
88106000	CAP Move-CCNC	UN	2000000562	11/30/2012	4,499.50
88106000	CAP Move-CCNC	UN	2000000563	11/30/2012	4,499.29
88106000	CAP Move-CCNC	UN	2000000562	11/30/2012	272.81
88106000	CAP Move-CCNC	UN	2000000562	11/30/2012	272.83
88106000	CAP Move-CCNC	UN	2000000562	11/30/2012	272.83
88106000	CAP Move-CCNC	UN	2000000562	11/30/2012	272.83
88106000	CAP Move-CCNC	UN	2000000562	11/30/2012	2.23
88106000	CAP Move-CCNC	UN	2000000562	11/30/2012	2.22
88106000	CAP Move-CCNC	UP	2000000603	11/30/2012	(41.48)
88106000	CAP Move-CCNC	UP	2000000603	11/30/2012	(41.65)
88106000	CAP Move-CCNC	UN	2000000562	11/30/2012	1,932.20
88106000	CAP Move-CCNC	UN	2000000562	11/30/2012	1,932.42
88106000	CAP Move-CCNC	UN	2000000562	11/30/2012	1,932.42
88106000	CAP Move-CCNC	UN	2000000563	11/30/2012	5,797.26
88106000	CAP Move-CCNC	UN	2000000562	11/30/2012	6.94
88106000	CAP Move-CCNC	UN	2000000562	11/30/2012	13.88
88106000	CAP Move-CCNC	UP	2000000605	11/30/2012	(106.23)
88106000	CAP Move-CCNC	UP	2000000605	11/30/2012	(212.46)
88106000	CAP Move-CCNC	UN	2000000562	11/30/2012	186.16
88106000	CAP Move-CCNC	UN	2000000562	11/30/2012	186.16
88106000	CAP Move-CCNC	UN	2000000562	11/30/2012	186.16
88106000	CAP Move-CCNC	UN	2000000562	11/30/2012	372.33
88106000	CAP Move-CCNC	UN	2000000562	11/30/2012	(3.96)
88106000	CAP Move-CCNC	UP	2000000603	11/30/2012	60.56
88106000	CAP Move-CCNC	UN	2000000529	11/30/2012	26.35
88106000	CAP Move-CCNC	UN	2000000540	11/30/2012	8.69
88106000	CAP Move-CCNC	UN	2000000563	11/30/2012	2.45
88106000	CAP Move-CCNC	UN	2000000563	11/30/2012	86.28
88106000	CAP Move-CCNC	UN	2000000562	11/30/2012	55.58
88106000	CAP Move-CCNC	UN	2000000562	11/30/2012	55.58

## Kentucky American Water Company

Case No. 2012-00520

Response to PSC DR1, Item 31

Account	Description	Doc Type	Document Number	Posting Date	Amount
88106000	CAP Move-CCNC	UN	2000000529	11/30/2012	349,294.25
88106000	CAP Move-CCNC	UN	2000000529	11/30/2012	349,294.50
88106000	CAP Move-CCNC	UN	2000000540	11/30/2012	324.95
88106000	CAP Move-CCNC	UN	2000000540	11/30/2012	324.97
88106000	CAP Move-CCNC	UN	2000000562	11/30/2012	29,265.18
88106000	CAP Move-CCNC	UN	2000000563	11/30/2012	29,265.15
88106000	CAP Move-CCNC	UN	2000000588	11/30/2012	26,454.48
88106000	CAP Move-CCNC	UN	2000000588	11/30/2012	26,454.47
88106000	CAP Move-CCNC	UN	2000000597	11/30/2012	198,101.17
88106000	CAP Move-CCNC	UN	2000000540	11/30/2012	75.69
88106000	CAP Move-CCNC	UN	2000000563	11/30/2012	35.75
88106000	CAP Move-CCNC	UP	2000000605	11/30/2012	(547.27)
88106000	CAP Move-CCNC	UN	2000000562	11/30/2012	(70.92)
88106000	CAP Move-CCNC	UN	2000000562	11/30/2012	(70.93)
88106000	CAP Move-CCNC	UP	2000000603	11/30/2012	1,085.60
88106000	CAP Move-CCNC	UP	2000000603	11/30/2012	1,085.62
88106000	CAP Move-CCNC	UN	2000000562	11/30/2012	(45.68)
88106000	CAP Move-CCNC	UN	2000000562	11/30/2012	86.62
88106000	CAP Move-CCNC	UN	2000000562	11/30/2012	185.62
88106000	CAP Move-CCNC	UN	2000000562	11/30/2012	(37.26)
88106000	CAP Move-CCNC	UN	2000000588	11/30/2012	814.28
88106000	CAP Move-CCNC	UN	2000000597	11/30/2012	30,038.53
88106000	CAP Move-CCNC	UN	2000000563	11/30/2012	0.92
88106000	CAP Move-CCNC	UN	2000000597	11/30/2012	300.82
88106000	CAP Move-CCNC	UN	2000000562	11/30/2012	441.73
88106000	CAP Move-CCNC	UN	2000000597	11/30/2012	652.67
88106000	CAP Move-CCNC	UN	2000000529	11/30/2012	(38,475.23)
88106000	CAP Move-CCNC	UN	2000000562	11/30/2012	25.79
88106000	CAP Move-CCNC	UN	2000000597	11/30/2012	38,758.73
88106000	CAP Move-CCNC	UN	2000000562	11/30/2012	234.72
88106000	CAP Move-CCNC	UN	2000000562	11/30/2012	298.53
88106000	CAP Move-CCNC	UP	2000000564	11/30/2012	(39,060.76)
88106000	CAP Move-CCNC	UN	2000000540	11/30/2012	639.04
88106000	CAP Move-CCNC	UN	2000000563	11/30/2012	44.67
88106000	CAP Move-CCNC	UN	2000000588	11/30/2012	30,000.00
88106000	CAP Move-CCNC	UP	2000000590	11/30/2012	(4,660.40)
88106000	CAP Move-CCNC	UP	2000000590	11/30/2012	(18,983.45)
88106000	CAP Move-CCNC	UN	2000000563	11/30/2012	10.22
88106000	CAP Move-CCNC	UN	2000000563	11/30/2012	25.16
88106000	CAP Move-CCNC	UN	2000000562	11/30/2012	131.89
88106000	CAP Move-CCNC	UN	2000000529	11/30/2012	26,136.60
88106000	CAP Move-CCNC	UN	2000000562	11/30/2012	105,652.97
88106000	CAP Move-CCNC	UN	2000000529	11/30/2012	(239.45)
88106000	CAP Move-CCNC	UN	2000000562	11/30/2012	27.25
88106000	CAP Move-CCNC	UN	2000000529	11/30/2012	52,439.71
88106000	CAP Move-CCNC	UN	2000000540	11/30/2012	65.88
88106000	CAP Move-CCNC	UN	2000000562	11/30/2012	33.98
88106000	CAP Move-CCNC	UN	2000000562	11/30/2012	340.22
88106000	CAP Move-CCNC	UN	2000000597	11/30/2012	13,494.60
88106000	CAP Move-CCNC	UN	2000000529	11/30/2012	7,515.42
88106000	CAP Move-CCNC	UN	2000000562	11/30/2012	166.72
88106000	CAP Move-CCNC	UN	2000000563	11/30/2012	731.68
88106000	CAP Move-CCNC	UN	2000000529	11/30/2012	30,893.70

## Kentucky American Water Company

Case No. 2012-00520

Response to PSC DR1, Item 31

Account	Description	Doc Type	Document Number	Posting Date	Amount
88106000	CAP Move-CCNC	UN	2000000540	11/30/2012	(1,748.70)
88106000	CAP Move-CCNC	UN	2000000562	11/30/2012	2,087.52
88106000	CAP Move-CCNC	UN	2000000562	11/30/2012	865.57
88106000	CAP Move-CCNC	UP	2000000590	11/30/2012	(109.41)
88106000	CAP Move-CCNC	UP	2000000590	11/30/2012	(109.42)
88106000	CAP Move-CCNC	UN	2000000562	11/30/2012	207.03
88106000	CAP Move-CCNC	UP	2000000603	11/30/2012	(2,160.28)
88106000	CAP Move-CCNC	UN	2000000562	11/30/2012	4.79
88106000	CAP Move-CCNC	UN	2000000562	11/30/2012	5.15
88106000	CAP Move-CCNC	UN	2000000588	11/30/2012	240.10
88106000	CAP Move-CCNC	UN	2000000588	11/30/2012	223.65
88106000	CAP Move-CCNC	UP	2000000605	11/30/2012	(297.01)
88106000	CAP Move-CCNC	UP	2000000605	11/30/2012	(318.87)
88106000	CAP Move-CCNC	UP	2000000590	11/30/2012	713.42
88106000	CAP Move-CCNC	UP	2000000590	11/30/2012	(2,413.29)
88106000	CAP Move-CCNC	UP	2000000590	11/30/2012	(407.53)
88106000	CAP Move-CCNC	UN	2000000562	11/30/2012	(187.37)
88106000	CAP Move-CCNC	UN	2000000588	11/30/2012	1,085.68
88106000	CAP Move-CCNC	UN	2000000563	11/30/2012	13.39
88106000	CAP Move-CCNC	UN	2000000597	11/30/2012	7,292.22
88106000	CAP Move-CCNC	UN	2000000562	11/30/2012	0.46
88106000	CAP Move-CCNC	UN	2000000597	11/30/2012	147.51
88106000	CAP Move-CCNC	UN	2000000529	11/30/2012	15,845.94
88106000	CAP Move-CCNC	UN	2000000562	11/30/2012	1,107.63
88106000	CAP Move-CCNC	UN	2000000529	11/30/2012	3,739.03
88106000	CAP Move-CCNC	UN	2000000562	11/30/2012	261.36
88106000	CAP Move-CCNC	UN	2000000597	11/30/2012	1,311.60
88106000	CAP Move-CCNC	UN	2000000562	11/30/2012	68.15
88106000	CAP Move-CCNC	UN	2000000562	11/30/2012	(18.93)
88106000	CAP Move-CCNC	UN	2000000529	11/30/2012	18,089.56
88106000	CAP Move-CCNC	UN	2000000562	11/30/2012	1,264.46
88106000	CAP Move-CCNC	UN	2000000597	11/30/2012	74.15
88106000	CAP Move-CCNC	UN	2000000588	11/30/2012	(260.23)
88106000	CAP Move-CCNC	UN	2000000588	11/30/2012	265.82
88106000	CAP Move-CCNC	UN	2000000588	11/30/2012	97.60
88106000	CAP Move-CCNC	UN	2000000588	11/30/2012	688.13
88106000	CAP Move-CCNC	UN	2000000588	11/30/2012	110.51
88106000	CAP Move-CCNC	UN	2000000588	11/30/2012	158.93
88106000	CAP Move-CCNC	UN	2000000588	11/30/2012	(304.77)
88106000	CAP Move-CCNC	UN	2000000588	11/30/2012	46.19
88106000	CAP Move-CCNC	UN	2000000588	11/30/2012	496.36
88106000	CAP Move-CCNC	UN	2000000588	11/30/2012	356.94
88106000	CAP Move-CCNC	UN	2000000588	11/30/2012	561.41
88106000	CAP Move-CCNC	UN	2000000588	11/30/2012	(24.08)
88106000	CAP Move-CCNC	UN	2000000588	11/30/2012	3.36
88106000	CAP Move-CCNC	UN	2000000588	11/30/2012	514.89
88106000	CAP Move-CCNC	UN	2000000588	11/30/2012	148.99
88106000	CAP Move-CCNC	UN	2000000588	11/30/2012	(0.95)
88106000	CAP Move-CCNC	UN	2000000588	11/30/2012	89.32
88106000	CAP Move-CCNC	UN	2000000588	11/30/2012	4.02
88106000	CAP Move-CCNC	UN	2000000588	11/30/2012	24.21
88106000	CAP Move-CCNC	UN	2000000588	11/30/2012	1,367.06
88106000	CAP Move-CCNC	UN	2000000588	11/30/2012	131.81

## Kentucky American Water Company

Case No. 2012-00520

Response to PSC DR1, Item 31

Account	Description	Doc Type	Document Number	Posting Date	Amount
88106000	CAP Move-CCNC	UN	2000000588	11/30/2012	218.73
88106000	CAP Move-CCNC	UN	2000000588	11/30/2012	(13.17)
88106000	CAP Move-CCNC	UN	2000000588	11/30/2012	30.76
88106000	CAP Move-CCNC	UN	2000000588	11/30/2012	5.18
88106000	CAP Move-CCNC	UN	2000000588	11/30/2012	97.35
88106000	CAP Move-CCNC	UN	2000000588	11/30/2012	97.91
88106000	CAP Move-CCNC	UN	2000000588	11/30/2012	1,660.30
88106000	CAP Move-CCNC	UN	2000000588	11/30/2012	35.47
88106000	CAP Move-CCNC	UN	2000000588	11/30/2012	34.87
88106000	CAP Move-CCNC	UN	2000000588	11/30/2012	41.39
88106000	CAP Move-CCNC	UN	2000000588	11/30/2012	92.39
88106000	CAP Move-CCNC	UN	2000000588	11/30/2012	67.88
88106000	CAP Move-CCNC	UN	2000000588	11/30/2012	90.65
88106000	CAP Move-CCNC	UN	2000000588	11/30/2012	88.74
88106000	CAP Move-CCNC	UN	2000000588	11/30/2012	80.20
88106000	CAP Move-CCNC	UN	2000000588	11/30/2012	117.69
88106000	CAP Move-CCNC	UN	2000000588	11/30/2012	27.63
88106000	CAP Move-CCNC	UN	2000000588	11/30/2012	2,474.57
88106000	CAP Move-CCNC	UN	2000000588	11/30/2012	78.68
88106000	CAP Move-CCNC	UN	2000000588	11/30/2012	624.12
88106000	CAP Move-CCNC	UN	2000000588	11/30/2012	(0.27)
88106000	CAP Move-CCNC	UN	2000000588	11/30/2012	552.69
88106000	CAP Move-CCNC	UN	2000000588	11/30/2012	(0.27)
88106000	CAP Move-CCNC	UN	2000000588	11/30/2012	(0.85)
88106000	CAP Move-CCNC	UN	2000000588	11/30/2012	2,082.47
88106000	CAP Move-CCNC	UN	2000000588	11/30/2012	2,082.47
88106000	CAP Move-CCNC	UN	2000000588	11/30/2012	2,082.47
88106000	CAP Move-CCNC	UN	2000000588	11/30/2012	0.09
88106000	CAP Move-CCNC	UN	2000000588	11/30/2012	(22.65)
88106000	CAP Move-CCNC	UN	2000000588	11/30/2012	25.40
88106000	CAP Move-CCNC	UN	2000000588	11/30/2012	25.40
88106000	CAP Move-CCNC	UN	2000000588	11/30/2012	25.40
88106000	CAP Move-CCNC	UN	2000000588	11/30/2012	339.90
88106000	CAP Move-CCNC	UN	2000000588	11/30/2012	1,355.81
88106000	CAP Move-CCNC	UN	2000000588	11/30/2012	0.94
88106000	CAP Move-CCNC	UN	2000000588	11/30/2012	(662.53)
88106000	CAP Move-CCNC	UN	2000000588	11/30/2012	142.19
88106000	CAP Move-CCNC	UN	2000000588	11/30/2012	593.94
88106000	CAP Move-CCNC	UN	2000000588	11/30/2012	553.75
88106000	CAP Move-CCNC	UN	2000000588	11/30/2012	570.46
88106000	CAP Move-CCNC	UN	2000000588	11/30/2012	5,446.28
88106000	CAP Move-CCNC	UN	2000000588	11/30/2012	4,701.85
88106000	CAP Move-CCNC	UN	2000000588	11/30/2012	9,796.97
88106000	CAP Move-CCNC	UN	2000000588	11/30/2012	244.16
88106000	CAP Move-CCNC	UN	2000000588	11/30/2012	244.19
88106000	CAP Move-CCNC	UN	2000000588	11/30/2012	235.03
88106000	CAP Move-CCNC	UN	2000000588	11/30/2012	16.24
88106000	CAP Move-CCNC	UN	2000000588	11/30/2012	1,491.83
88106000	CAP Move-CCNC	UN	2000000588	11/30/2012	702.76
88106000	CAP Move-CCNC	UN	2000000588	11/30/2012	1,492.95
88106000	CAP Move-CCNC	UN	2000000588	11/30/2012	1,458.71
88106000	CAP Move-CCNC	UN	2000000588	11/30/2012	379.84
88106000	CAP Move-CCNC	UN	2000000588	11/30/2012	485.45

## Kentucky American Water Company

Case No. 2012-00520

Response to PSC DR1, Item 31

Account	Description	Doc Type	Document Number	Posting Date	Amount
88106000	CAP Move-CCNC	UN	2000000588	11/30/2012	511.74
88106000	CAP Move-CCNC	UN	2000000588	11/30/2012	358.26
88106000	CAP Move-CCNC	UN	2000000588	11/30/2012	54.90
88106000	CAP Move-CCNC	UN	2000000588	11/30/2012	54.39
88106000	CAP Move-CCNC	UN	2000000588	11/30/2012	48.50
88106000	CAP Move-CCNC	UN	2000000588	11/30/2012	(32.43)
88106000	CAP Move-CCNC	UN	2000000588	11/30/2012	534.91
88106000	CAP Move-CCNC	UN	2000000588	11/30/2012	534.91
88106000	CAP Move-CCNC	UN	2000000588	11/30/2012	534.91
88106000	CAP Move-CCNC	UN	2000000588	11/30/2012	636.61
88106000	CAP Move-CCNC	UN	2000000588	11/30/2012	328.60
88106000	CAP Move-CCNC	UN	2000000588	11/30/2012	1,408.38
88106000	CAP Move-CCNC	UN	2000000588	11/30/2012	1,289.42
88106000	CAP Move-CCNC	UN	2000000588	11/30/2012	391.46
88106000	CAP Move-CCNC	UN	2000000588	11/30/2012	353.85
88106000	CAP Move-CCNC	UN	2000000588	11/30/2012	1,001.03
88106000	CAP Move-CCNC	UN	2000000588	11/30/2012	9,040.56
88106000	CAP Move-CCNC	UN	2000000588	11/30/2012	(5,395.98)
88107000	CAP Move-CWIP	UZ	2000000520	11/30/2012	(39,341.00)
88107000	CAP Move-CWIP	UZ	2000000520	11/30/2012	32,341.00
88107000	CAP Move-CWIP	UZ	2000000526	11/30/2012	(11,079.00)
88107000	CAP Move-CWIP	UZ	2000000526	11/30/2012	22,158.00
88107000	CAP Move-CWIP	UZ	2000000531	11/30/2012	392.71
88107000	CAP Move-CWIP	UZ	2000000546	11/30/2012	774.42
88107000	CAP Move-CWIP	UZ	2000000546	11/30/2012	573.12
88107000	CAP Move-CWIP	UZ	2000000570	11/30/2012	27.45
88107000	CAP Move-CWIP	UZ	2000000570	11/30/2012	1,098.00
88107000	CAP Move-CWIP	UZ	2000000574	11/30/2012	80.64
88107000	CAP Move-CWIP	UZ	2000000581	11/30/2012	234.53
88107000	CAP Move-CWIP	UZ	2000000516	11/30/2012	70.82
88107000	CAP Move-CWIP	UZ	2000000520	11/30/2012	4,967.83
88107000	CAP Move-CWIP	UZ	2000000520	11/30/2012	(4,967.83)
88107000	CAP Move-CWIP	UZ	2000000525	11/30/2012	287.00
88107000	CAP Move-CWIP	UZ	2000000525	11/30/2012	38.28
88107000	CAP Move-CWIP	UZ	2000000525	11/30/2012	199.07
88107000	CAP Move-CWIP	UZ	2000000525	11/30/2012	109.91
88107000	CAP Move-CWIP	UZ	2000000526	11/30/2012	1,700.00
88107000	CAP Move-CWIP	UZ	2000000546	11/30/2012	189.02
88107000	CAP Move-CWIP	UZ	2000000546	11/30/2012	466.08
88107000	CAP Move-CWIP	UZ	2000000546	11/30/2012	(34.19)
88107000	CAP Move-CWIP	UN	2000000562	11/30/2012	34.19
88107000	CAP Move-CWIP	UZ	2000000546	11/30/2012	(1,330.37)
88107000	CAP Move-CWIP	UZ	2000000550	11/30/2012	1,214.86
88107000	CAP Move-CWIP	UN	2000000562	11/30/2012	115.51
88107000	CAP Move-CWIP	UZ	2000000570	11/30/2012	259.20
88107000	CAP Move-CWIP	UZ	2000000570	11/30/2012	59.64
88107000	CAP Move-CWIP	UZ	2000000570	11/30/2012	6.48
88107000	CAP Move-CWIP	UZ	2000000572	11/30/2012	18.98
88107000	CAP Move-CWIP	UN	2000000588	11/30/2012	(344.30)
88107000	CAP Move-CWIP	UZ	2000000583	11/30/2012	7,425.00
88107000	CAP Move-CWIP	UN	2000000597	11/30/2012	(7,425.00)
88107000	CAP Move-CWIP	UZ	2000000546	11/30/2012	(261.71)
88107000	CAP Move-CWIP	UN	2000000562	11/30/2012	261.71

## Kentucky American Water Company

Case No. 2012-00520

Response to PSC DR1, Item 31

Account	Description	Doc Type	Document Number	Posting Date	Amount
88107000	CAP Move-CWIP	UZ	2000000546	11/30/2012	53.55
88107000	CAP Move-CWIP	UN	2000000562	11/30/2012	(53.55)
88107000	CAP Move-CWIP	UZ	2000000570	11/30/2012	1,036.80
88107000	CAP Move-CWIP	UZ	2000000572	11/30/2012	238.28
88107000	CAP Move-CWIP	UZ	2000000572	11/30/2012	76.04
88107000	CAP Move-CWIP	UZ	2000000581	11/30/2012	25.92
88107000	CAP Move-CWIP	UN	2000000588	11/30/2012	(1,377.04)
88107000	CAP Move-CWIP	UZ	2000000525	11/30/2012	48.39
88107000	CAP Move-CWIP	UZ	2000000525	11/30/2012	33.56
88107000	CAP Move-CWIP	UZ	2000000525	11/30/2012	6.45
88107000	CAP Move-CWIP	UZ	2000000525	11/30/2012	18.53
88107000	CAP Move-CWIP	UZ	2000000546	11/30/2012	36.50
88107000	CAP Move-CWIP	UZ	2000000548	11/30/2012	189.91
88107000	CAP Move-CWIP	UZ	2000000570	11/30/2012	12.28
88107000	CAP Move-CWIP	UZ	2000000572	11/30/2012	0.87
88107000	CAP Move-CWIP	UZ	2000000572	11/30/2012	295.89
88107000	CAP Move-CWIP	UZ	2000000574	11/30/2012	172.24
88107000	CAP Move-CWIP	UZ	2000000574	11/30/2012	59.15
88107000	CAP Move-CWIP	UZ	2000000516	11/30/2012	(16,830.00)
88107000	CAP Move-CWIP	UZ	2000000516	11/30/2012	16,830.00
88107000	CAP Move-CWIP	UZ	2000000518	11/30/2012	3,960.00
88107000	CAP Move-CWIP	UZ	2000000518	11/30/2012	(3,960.00)
88107000	CAP Move-CWIP	UZ	2000000522	11/30/2012	(695.48)
88107000	CAP Move-CWIP	UZ	2000000522	11/30/2012	773.07
88107000	CAP Move-CWIP	UZ	2000000546	11/30/2012	(10.96)
88107000	CAP Move-CWIP	UZ	2000000546	11/30/2012	(653.95)
88107000	CAP Move-CWIP	UZ	2000000516	11/30/2012	801.94
88107000	CAP Move-CWIP	UZ	2000000516	11/30/2012	644.04
88107000	CAP Move-CWIP	UZ	2000000520	11/30/2012	30,850.00
88107000	CAP Move-CWIP	UZ	2000000525	11/30/2012	83.92
88107000	CAP Move-CWIP	UZ	2000000525	11/30/2012	120.99
88107000	CAP Move-CWIP	UZ	2000000525	11/30/2012	16.14
88107000	CAP Move-CWIP	UZ	2000000525	11/30/2012	46.33
88107000	CAP Move-CWIP	UZ	2000000546	11/30/2012	775.63
88107000	CAP Move-CWIP	UZ	2000000546	11/30/2012	2,156.42
88107000	CAP Move-CWIP	UZ	2000000520	11/30/2012	10,700.00
88107000	CAP Move-CWIP	UZ	2000000546	11/30/2012	(1,003.66)
88107000	CAP Move-CWIP	UZ	2000000546	11/30/2012	882.99
88107000	CAP Move-CWIP	UZ	2000000550	11/30/2012	1,702.79
88107000	CAP Move-CWIP	UZ	2000000570	11/30/2012	538.56
88107000	CAP Move-CWIP	UZ	2000000572	11/30/2012	39.13
88107000	CAP Move-CWIP	UZ	2000000574	11/30/2012	1.72
88107000	CAP Move-CWIP	UZ	2000000581	11/30/2012	140.06
88107000	CAP Move-CWIP	UZ	2000000516	11/30/2012	1,174.17
88107000	CAP Move-CWIP	UZ	2000000520	11/30/2012	(60,354.00)
88107000	CAP Move-CWIP	UZ	2000000520	11/30/2012	60,354.00
88107000	CAP Move-CWIP	UZ	2000000525	11/30/2012	72.49
88107000	CAP Move-CWIP	UZ	2000000525	11/30/2012	104.51
88107000	CAP Move-CWIP	UZ	2000000525	11/30/2012	40.02
88107000	CAP Move-CWIP	UZ	2000000525	11/30/2012	13.94
88107000	CAP Move-CWIP	UZ	2000000526	11/30/2012	27,288.00
88107000	CAP Move-CWIP	UZ	2000000546	11/30/2012	511.40
88107000	CAP Move-CWIP	UZ	2000000546	11/30/2012	1,907.43



## Kentucky American Water Company

Case No. 2012-00520

Response to PSC DR1, Item 31

Account	Description	Doc Type	Document Number	Posting Date	Amount
88107000	CAP Move-CWIP	UZ	2000000520	11/30/2012	15,906.55
88107000	CAP Move-CWIP	UZ	2000000520	11/30/2012	(15,906.55)
88107000	CAP Move-CWIP	UZ	2000000583	11/30/2012	11.91
88107000	CAP Move-CWIP	UN	2000000597	11/30/2012	(11.91)
88107000	CAP Move-CWIP	UZ	2000000516	11/30/2012	188.69
88107000	CAP Move-CWIP	UZ	2000000520	11/30/2012	(8,190.00)
88107000	CAP Move-CWIP	UZ	2000000520	11/30/2012	8,190.00
88107000	CAP Move-CWIP	UZ	2000000526	11/30/2012	7,810.00
88107000	CAP Move-CWIP	UN	2000000529	11/30/2012	(188.69)
88107000	CAP Move-CWIP	UN	2000000540	11/30/2012	(7,810.00)
88107000	CAP Move-CWIP	UZ	2000000546	11/30/2012	131.54
88107000	CAP Move-CWIP	UZ	2000000546	11/30/2012	1,118.40
88107000	CAP Move-CWIP	UN	2000000562	11/30/2012	(1,249.94)
88107000	CAP Move-CWIP	UZ	2000000516	11/30/2012	784.28
88107000	CAP Move-CWIP	UZ	2000000520	11/30/2012	7,500.00
88107000	CAP Move-CWIP	UZ	2000000525	11/30/2012	32.16
88107000	CAP Move-CWIP	UZ	2000000525	11/30/2012	4.29
88107000	CAP Move-CWIP	UZ	2000000525	11/30/2012	22.31
88107000	CAP Move-CWIP	UZ	2000000525	11/30/2012	12.32
88107000	CAP Move-CWIP	UZ	2000000546	11/30/2012	551.71
88107000	CAP Move-CWIP	UZ	2000000546	11/30/2012	85.95
88107000	CAP Move-CWIP	UZ	2000000550	11/30/2012	1,328.64
88107000	CAP Move-CWIP	UN	2000000562	11/30/2012	(1,328.64)
88107000	CAP Move-CWIP	UZ	2000000526	11/30/2012	7,000.00
88107000	CAP Move-CWIP	UN	2000000540	11/30/2012	(7,000.00)
88107000	CAP Move-CWIP	UZ	2000000546	11/30/2012	489.30
88107000	CAP Move-CWIP	UZ	2000000546	11/30/2012	(35.38)
88107000	CAP Move-CWIP	UZ	2000000546	11/30/2012	93.55
88107000	CAP Move-CWIP	UN	2000000562	11/30/2012	(547.47)
88107000	CAP Move-CWIP	UZ	2000000583	11/30/2012	137,363.25
88107000	CAP Move-CWIP	UN	2000000597	11/30/2012	(137,363.25)
88107000	CAP Move-CWIP	UZ	2000000531	11/30/2012	1,322.06
88107000	CAP Move-CWIP	UN	2000000540	11/30/2012	(1,322.06)
88107000	CAP Move-CWIP	UZ	2000000544	11/30/2012	138.86
88107000	CAP Move-CWIP	UZ	2000000546	11/30/2012	7.51
88107000	CAP Move-CWIP	UZ	2000000546	11/30/2012	(8,245.53)
88107000	CAP Move-CWIP	UZ	2000000548	11/30/2012	85.91
88107000	CAP Move-CWIP	UZ	2000000550	11/30/2012	8,245.53
88107000	CAP Move-CWIP	UN	2000000562	11/30/2012	(232.28)
88107000	CAP Move-CWIP	UZ	2000000546	11/30/2012	212.54
88107000	CAP Move-CWIP	UZ	2000000558	11/30/2012	1,687.19
88107000	CAP Move-CWIP	UZ	2000000558	11/30/2012	2,199.37
88107000	CAP Move-CWIP	UZ	2000000525	11/30/2012	8.14
88107000	CAP Move-CWIP	UZ	2000000525	11/30/2012	61.05
88107000	CAP Move-CWIP	UZ	2000000525	11/30/2012	23.38
88107000	CAP Move-CWIP	UZ	2000000525	11/30/2012	42.35
88107000	CAP Move-CWIP	UZ	2000000546	11/30/2012	49.79
88107000	CAP Move-CWIP	UZ	2000000555	11/30/2012	303.01
88107000	CAP Move-CWIP	UZ	2000000555	11/30/2012	232.44
88107000	CAP Move-CWIP	UZ	2000000570	11/30/2012	(546.52)
88107000	CAP Move-CWIP	UZ	2000000570	11/30/2012	228.90
88107000	CAP Move-CWIP	UZ	2000000570	11/30/2012	9.17
88107000	CAP Move-CWIP	UZ	2000000572	11/30/2012	(6,899.07)

## Kentucky American Water Company

Case No. 2012-00520

Response to PSC DR1, Item 31

Account	Description	Doc Type	Document Number	Posting Date	Amount
88107000	CAP Move-CWIP	UZ	2000000572	11/30/2012	4,279.35
88107000	CAP Move-CWIP	UZ	2000000572	11/30/2012	(354.13)
88107000	CAP Move-CWIP	UZ	2000000572	11/30/2012	(488.81)
88107000	CAP Move-CWIP	UZ	2000000572	11/30/2012	19.43
88107000	CAP Move-CWIP	UZ	2000000581	11/30/2012	17.28
88107000	CAP Move-CWIP	UZ	2000000581	11/30/2012	12.03
88107000	CAP Move-CWIP	UZ	2000000581	11/30/2012	48,875.16
88107000	CAP Move-CWIP	UZ	2000000581	11/30/2012	133.28
88107000	CAP Move-CWIP	UZ	2000000546	11/30/2012	(127.40)
88107000	CAP Move-CWIP	UZ	2000000546	11/30/2012	68.40
88107000	CAP Move-CWIP	UZ	2000000550	11/30/2012	68.40
88107000	CAP Move-CWIP	UZ	2000000555	11/30/2012	1,919.94
88107000	CAP Move-CWIP	UZ	2000000558	11/30/2012	1,472.83
88107000	CAP Move-CWIP	UZ	2000000583	11/30/2012	16,313.50
88107000	CAP Move-CWIP	UZ	2000000546	11/30/2012	218.88
88107000	CAP Move-CWIP	UZ	2000000583	11/30/2012	3,206.46
88107000	CAP Move-CWIP	UZ	2000000531	11/30/2012	4,272.59
88107000	CAP Move-CWIP	UZ	2000000546	11/30/2012	210,551.59
88107000	CAP Move-CWIP	UZ	2000000546	11/30/2012	(208,023.19)
88107000	CAP Move-CWIP	UZ	2000000550	11/30/2012	208,023.19
88107000	CAP Move-CWIP	UZ	2000000555	11/30/2012	13,860.90
88107000	CAP Move-CWIP	UZ	2000000558	11/30/2012	10,633.02
88107000	CAP Move-CWIP	UZ	2000000567	11/30/2012	36,620.91
88107000	CAP Move-CWIP	UZ	2000000570	11/30/2012	2,948,546.88
88107000	CAP Move-CWIP	UZ	2000000574	11/30/2012	(2,948,546.88)
88107000	CAP Move-CWIP	UZ	2000000531	11/30/2012	130,551.12
88107000	CAP Move-CWIP	UZ	2000000558	11/30/2012	14.34
88107000	CAP Move-CWIP	UZ	2000000558	11/30/2012	18.69
88107000	CAP Move-CWIP	UP	2000000564	11/30/2012	(33.03)
88107000	CAP Move-CWIP	UZ	2000000531	11/30/2012	5,894.82
88107000	CAP Move-CWIP	UN	2000000540	11/30/2012	(5,894.82)
88107000	CAP Move-CWIP	UZ	2000000546	11/30/2012	405.96
88107000	CAP Move-CWIP	UN	2000000562	11/30/2012	(405.96)
88107000	CAP Move-CWIP	UZ	2000000583	11/30/2012	44,313.98
88107000	CAP Move-CWIP	UN	2000000597	11/30/2012	(44,313.98)
88107000	CAP Move-CWIP	UZ	2000000555	11/30/2012	18.72
88107000	CAP Move-CWIP	UZ	2000000558	11/30/2012	14.36
88107000	CAP Move-CWIP	UZ	2000000555	11/30/2012	3.28
88107000	CAP Move-CWIP	UZ	2000000555	11/30/2012	4.28
88107000	CAP Move-CWIP	UZ	2000000555	11/30/2012	15.77
88107000	CAP Move-CWIP	UZ	2000000558	11/30/2012	12.10
88107000	CAP Move-CWIP	UZ	2000000525	11/30/2012	59.30
88107000	CAP Move-CWIP	UZ	2000000525	11/30/2012	22.71
88107000	CAP Move-CWIP	UZ	2000000525	11/30/2012	41.13
88107000	CAP Move-CWIP	UZ	2000000525	11/30/2012	7.91
88107000	CAP Move-CWIP	UZ	2000000546	11/30/2012	97.52
88107000	CAP Move-CWIP	UZ	2000000558	11/30/2012	24.94
88107000	CAP Move-CWIP	UZ	2000000558	11/30/2012	19.13
88107000	CAP Move-CWIP	UZ	2000000570	11/30/2012	60.05
88107000	CAP Move-CWIP	UZ	2000000570	11/30/2012	41.67
88107000	CAP Move-CWIP	UZ	2000000570	11/30/2012	794.18
88107000	CAP Move-CWIP	UZ	2000000572	11/30/2012	55.58
88107000	CAP Move-CWIP	UZ	2000000574	11/30/2012	23.80

## Kentucky American Water Company

Case No. 2012-00520

Response to PSC DR1, Item 31

Account	Description	Doc Type	Document Number	Posting Date	Amount
88107000	CAP Move-CWIP	UZ	2000000558	11/30/2012	0.29
88107000	CAP Move-CWIP	UZ	2000000558	11/30/2012	0.22
88107000	CAP Move-CWIP	UZ	2000000525	11/30/2012	59.31
88107000	CAP Move-CWIP	UZ	2000000525	11/30/2012	7.91
88107000	CAP Move-CWIP	UZ	2000000525	11/30/2012	22.72
88107000	CAP Move-CWIP	UZ	2000000525	11/30/2012	41.14
88107000	CAP Move-CWIP	UZ	2000000546	11/30/2012	(25.44)
88107000	CAP Move-CWIP	UZ	2000000555	11/30/2012	22.73
88107000	CAP Move-CWIP	UZ	2000000558	11/30/2012	29.63
88107000	CAP Move-CWIP	UZ	2000000572	11/30/2012	48.05
88107000	CAP Move-CWIP	UZ	2000000572	11/30/2012	19.07
88107000	CAP Move-CWIP	UZ	2000000574	11/30/2012	44.47
88107000	CAP Move-CWIP	UZ	2000000581	11/30/2012	635.34
88107000	CAP Move-CWIP	UZ	2000000581	11/30/2012	33.36
88107000	CAP Move-CWIP	UZ	2000000555	11/30/2012	128.17
88107000	CAP Move-CWIP	UZ	2000000555	11/30/2012	98.33
88107000	CAP Move-CWIP	UZ	2000000583	11/30/2012	98.37
88107000	CAP Move-CWIP	UZ	2000000516	11/30/2012	1,331.83
88107000	CAP Move-CWIP	UZ	2000000526	11/30/2012	9,221.80
88107000	CAP Move-CWIP	UZ	2000000546	11/30/2012	644.60
88107000	CAP Move-CWIP	UZ	2000000546	11/30/2012	93.09
88107000	CAP Move-CWIP	UZ	2000000546	11/30/2012	1,745.08
88107000	CAP Move-CWIP	UZ	2000000546	11/30/2012	(1,747.50)
88107000	CAP Move-CWIP	UZ	2000000550	11/30/2012	1,747.50
88107000	CAP Move-CWIP	UZ	2000000555	11/30/2012	110.22
88107000	CAP Move-CWIP	UZ	2000000555	11/30/2012	84.55
88107000	CAP Move-CWIP	UZ	2000000583	11/30/2012	1,806.70
88107000	CAP Move-CWIP	UZ	2000000525	11/30/2012	64.40
88107000	CAP Move-CWIP	UZ	2000000525	11/30/2012	8.59
88107000	CAP Move-CWIP	UZ	2000000525	11/30/2012	44.67
88107000	CAP Move-CWIP	UZ	2000000525	11/30/2012	24.67
88107000	CAP Move-CWIP	UZ	2000000533	11/30/2012	5,604.75
88107000	CAP Move-CWIP	UZ	2000000533	11/30/2012	(2,112.46)
88107000	CAP Move-CWIP	UZ	2000000541	11/30/2012	2,112.46
88107000	CAP Move-CWIP	UZ	2000000546	11/30/2012	2,034.81
88107000	CAP Move-CWIP	UZ	2000000548	11/30/2012	27.28
88107000	CAP Move-CWIP	UN	2000000569	11/30/2012	(31,172.42)
88107000	CAP Move-CWIP	UZ	2000000570	11/30/2012	8.74
88107000	CAP Move-CWIP	UZ	2000000572	11/30/2012	153.60
88107000	CAP Move-CWIP	UZ	2000000572	11/30/2012	26.94
88107000	CAP Move-CWIP	UZ	2000000574	11/30/2012	37.29
88107000	CAP Move-CWIP	UZ	2000000574	11/30/2012	13.23
88107000	CAP Move-CWIP	UZ	2000000581	11/30/2012	0.35
88107000	CAP Move-CWIP	UZ	2000000546	11/30/2012	8.87
88107000	CAP Move-CWIP	UN	2000000562	11/30/2012	(8.87)
88107000	CAP Move-CWIP	UZ	2000000525	11/30/2012	65.54
88107000	CAP Move-CWIP	UZ	2000000525	11/30/2012	22.83
88107000	CAP Move-CWIP	UZ	2000000525	11/30/2012	118.71
88107000	CAP Move-CWIP	UZ	2000000525	11/30/2012	171.15
88107000	CAP Move-CWIP	UZ	2000000533	11/30/2012	285.68
88107000	CAP Move-CWIP	UZ	2000000546	11/30/2012	301.47
88107000	CAP Move-CWIP	UN	2000000562	11/30/2012	(2,336.64)
88107000	CAP Move-CWIP	UZ	2000000571	11/30/2012	5.26

## Kentucky American Water Company

Case No. 2012-00520

Response to PSC DR1, Item 31

Account	Description	Doc Type	Document Number	Posting Date	Amount
88107000	CAP Move-CWIP	UZ	2000000572	11/30/2012	3.86
88107000	CAP Move-CWIP	UZ	2000000572	11/30/2012	2.94
88107000	CAP Move-CWIP	UZ	2000000574	11/30/2012	617.78
88107000	CAP Move-CWIP	UZ	2000000574	11/30/2012	22.22
88107000	CAP Move-CWIP	UZ	2000000581	11/30/2012	73.64
88107000	CAP Move-CWIP	UZ	2000000525	11/30/2012	28.58
88107000	CAP Move-CWIP	UZ	2000000525	11/30/2012	214.27
88107000	CAP Move-CWIP	UZ	2000000525	11/30/2012	148.62
88107000	CAP Move-CWIP	UZ	2000000525	11/30/2012	82.06
88107000	CAP Move-CWIP	UZ	2000000526	11/30/2012	4,410.00
88107000	CAP Move-CWIP	UZ	2000000533	11/30/2012	493.57
88107000	CAP Move-CWIP	UZ	2000000546	11/30/2012	308.26
88107000	CAP Move-CWIP	UZ	2000000546	11/30/2012	647.73
88107000	CAP Move-CWIP	UZ	2000000550	11/30/2012	98.98
88107000	CAP Move-CWIP	UZ	2000000550	11/30/2012	73.88
88107000	CAP Move-CWIP	UN	2000000562	11/30/2012	(8,501.03)
88107000	CAP Move-CWIP	UZ	2000000570	11/30/2012	40,056.24
88107000	CAP Move-CWIP	UZ	2000000570	11/30/2012	94.80
88107000	CAP Move-CWIP	UZ	2000000572	11/30/2012	154.14
88107000	CAP Move-CWIP	UZ	2000000572	11/30/2012	3,400.67
88107000	CAP Move-CWIP	UZ	2000000572	11/30/2012	928.55
88107000	CAP Move-CWIP	UZ	2000000572	11/30/2012	15.22
88107000	CAP Move-CWIP	UZ	2000000574	11/30/2012	320.99
88107000	CAP Move-CWIP	UZ	2000000574	11/30/2012	621.17
88107000	CAP Move-CWIP	UZ	2000000583	11/30/2012	629.88
88107000	CAP Move-CWIP	UZ	2000000546	11/30/2012	5.23
88107000	CAP Move-CWIP	UN	2000000562	11/30/2012	(5.23)
88107000	CAP Move-CWIP	UP	2000000605	11/30/2012	(80.00)
88107000	CAP Move-CWIP	UP	2000000605	11/30/2012	80.00
88107000	CAP Move-CWIP	UZ	2000000525	11/30/2012	115.72
88107000	CAP Move-CWIP	UZ	2000000525	11/30/2012	40.30
88107000	CAP Move-CWIP	UZ	2000000525	11/30/2012	209.60
88107000	CAP Move-CWIP	UZ	2000000525	11/30/2012	302.18
88107000	CAP Move-CWIP	UN	2000000529	11/30/2012	(2,193.52)
88107000	CAP Move-CWIP	UZ	2000000533	11/30/2012	438.94
88107000	CAP Move-CWIP	UN	2000000540	11/30/2012	(1,106.74)
88107000	CAP Move-CWIP	UZ	2000000546	11/30/2012	230.69
88107000	CAP Move-CWIP	UN	2000000562	11/30/2012	(230.69)
88107000	CAP Move-CWIP	UZ	2000000570	11/30/2012	240.93
88107000	CAP Move-CWIP	UN	2000000588	11/30/2012	(240.93)
88107000	CAP Move-CWIP	UZ	2000000546	11/30/2012	(41.29)
88107000	CAP Move-CWIP	UN	2000000562	11/30/2012	41.29
88107000	CAP Move-CWIP	UZ	2000000525	11/30/2012	4.75
88107000	CAP Move-CWIP	UZ	2000000525	11/30/2012	24.69
88107000	CAP Move-CWIP	UZ	2000000525	11/30/2012	35.60
88107000	CAP Move-CWIP	UZ	2000000525	11/30/2012	13.63
88107000	CAP Move-CWIP	UN	2000000529	11/30/2012	(250.10)
88107000	CAP Move-CWIP	UN	2000000540	11/30/2012	(78.67)
88107000	CAP Move-CWIP	UZ	2000000546	11/30/2012	22.98
88107000	CAP Move-CWIP	UN	2000000563	11/30/2012	(22.98)
88107000	CAP Move-CWIP	UZ	2000000546	11/30/2012	(683.30)
88107000	CAP Move-CWIP	UZ	2000000550	11/30/2012	799.87
88107000	CAP Move-CWIP	UN	2000000562	11/30/2012	(116.57)

## Kentucky American Water Company

Case No. 2012-00520

Response to PSC DR1, Item 31

Account	Description	Doc Type	Document Number	Posting Date	Amount
88107000	CAP Move-CWIP	UZ	2000000574	11/30/2012	466.74
88107000	CAP Move-CWIP	UZ	2000000583	11/30/2012	22,901.00
88107000	CAP Move-CWIP	UN	2000000588	11/30/2012	(466.74)
88107000	CAP Move-CWIP	UN	2000000597	11/30/2012	(22,901.00)
88107000	CAP Move-CWIP	UP	2000000603	11/30/2012	32,143.75
88107000	CAP Move-CWIP	UP	2000000603	11/30/2012	(32,143.75)
88107000	CAP Move-CWIP	UZ	2000000558	11/30/2012	39.80
88107000	CAP Move-CWIP	UZ	2000000558	11/30/2012	30.53
88107000	CAP Move-CWIP	UZ	2000000546	11/30/2012	(81.19)
88107000	CAP Move-CWIP	UN	2000000562	11/30/2012	81.19
88107000	CAP Move-CWIP	UZ	2000000525	11/30/2012	90.96
88107000	CAP Move-CWIP	UZ	2000000525	11/30/2012	164.76
88107000	CAP Move-CWIP	UZ	2000000525	11/30/2012	31.68
88107000	CAP Move-CWIP	UZ	2000000525	11/30/2012	237.53
88107000	CAP Move-CWIP	UZ	2000000533	11/30/2012	1,648.00
88107000	CAP Move-CWIP	UZ	2000000546	11/30/2012	(98.09)
88107000	CAP Move-CWIP	UZ	2000000550	11/30/2012	566.19
88107000	CAP Move-CWIP	UZ	2000000550	11/30/2012	10.97
88107000	CAP Move-CWIP	UZ	2000000550	11/30/2012	49.40
88107000	CAP Move-CWIP	UN	2000000562	11/30/2012	(4,469.84)
88107000	CAP Move-CWIP	UZ	2000000570	11/30/2012	867.99
88107000	CAP Move-CWIP	UZ	2000000570	11/30/2012	241.10
88107000	CAP Move-CWIP	UZ	2000000570	11/30/2012	1,512.90
88107000	CAP Move-CWIP	UZ	2000000570	11/30/2012	597.39
88107000	CAP Move-CWIP	UZ	2000000572	11/30/2012	1,779.58
88107000	CAP Move-CWIP	UZ	2000000574	11/30/2012	119.56
88107000	CAP Move-CWIP	UZ	2000000574	11/30/2012	0.68
88107000	CAP Move-CWIP	UZ	2000000581	11/30/2012	101.94
88107000	CAP Move-CWIP	UZ	2000000583	11/30/2012	4,418.68
88107000	CAP Move-CWIP	UZ	2000000546	11/30/2012	(391.47)
88107000	CAP Move-CWIP	UZ	2000000550	11/30/2012	699.00
88107000	CAP Move-CWIP	UN	2000000563	11/30/2012	(307.53)
88107000	CAP Move-CWIP	UZ	2000000570	11/30/2012	18.05
88107000	CAP Move-CWIP	UZ	2000000570	11/30/2012	44.93
88107000	CAP Move-CWIP	UZ	2000000570	11/30/2012	81.80
88107000	CAP Move-CWIP	UZ	2000000572	11/30/2012	18.33
88107000	CAP Move-CWIP	UZ	2000000572	11/30/2012	542.76
88107000	CAP Move-CWIP	UZ	2000000572	11/30/2012	6,820.26
88107000	CAP Move-CWIP	UZ	2000000572	11/30/2012	61.13
88107000	CAP Move-CWIP	UZ	2000000526	11/30/2012	2,550.00
88107000	CAP Move-CWIP	UZ	2000000546	11/30/2012	178.25
88107000	CAP Move-CWIP	UN	2000000562	11/30/2012	(2,728.25)
88107000	CAP Move-CWIP	UZ	2000000526	11/30/2012	425.00
88107000	CAP Move-CWIP	UZ	2000000546	11/30/2012	29.71
88107000	CAP Move-CWIP	UN	2000000562	11/30/2012	(454.71)
88107000	CAP Move-CWIP	UP	2000000590	11/30/2012	(503.11)
88107000	CAP Move-CWIP	UP	2000000590	11/30/2012	503.11
88107000	CAP Move-CWIP	UZ	2000000526	11/30/2012	2,978.00
88107000	CAP Move-CWIP	UZ	2000000546	11/30/2012	208.16
88107000	CAP Move-CWIP	UN	2000000563	11/30/2012	(3,186.16)
88107000	CAP Move-CWIP	UZ	2000000525	11/30/2012	113.01
88107000	CAP Move-CWIP	UZ	2000000525	11/30/2012	62.40
88107000	CAP Move-CWIP	UZ	2000000525	11/30/2012	21.73

## Kentucky American Water Company

Case No. 2012-00520

Response to PSC DR1, Item 31

Account	Description	Doc Type	Document Number	Posting Date	Amount
88107000	CAP Move-CWIP	UZ	2000000525	11/30/2012	162.92
88107000	CAP Move-CWIP	UZ	2000000526	11/30/2012	44,665.00
88107000	CAP Move-CWIP	UZ	2000000541	11/30/2012	1,582.87
88107000	CAP Move-CWIP	UZ	2000000546	11/30/2012	257.99
88107000	CAP Move-CWIP	UZ	2000000546	11/30/2012	3,188.77
88107000	CAP Move-CWIP	UN	2000000562	11/30/2012	(52,034.47)
88107000	CAP Move-CWIP	UZ	2000000570	11/30/2012	76.75
88107000	CAP Move-CWIP	UZ	2000000570	11/30/2012	36,267.50
88107000	CAP Move-CWIP	UZ	2000000572	11/30/2012	763.56
88107000	CAP Move-CWIP	UZ	2000000574	11/30/2012	57.52
88107000	CAP Move-CWIP	UZ	2000000546	11/30/2012	(5.08)
88107000	CAP Move-CWIP	UZ	2000000526	11/30/2012	1,552.50
88107000	CAP Move-CWIP	UZ	2000000546	11/30/2012	108.52
88107000	CAP Move-CWIP	UN	2000000563	11/30/2012	(1,661.02)
88107000	CAP Move-CWIP	UZ	2000000525	11/30/2012	293.71
88107000	CAP Move-CWIP	UZ	2000000525	11/30/2012	423.45
88107000	CAP Move-CWIP	UZ	2000000525	11/30/2012	56.48
88107000	CAP Move-CWIP	UZ	2000000525	11/30/2012	162.17
88107000	CAP Move-CWIP	UZ	2000000526	11/30/2012	16,316.43
88107000	CAP Move-CWIP	UZ	2000000526	11/30/2012	12,059.13
88107000	CAP Move-CWIP	UZ	2000000533	11/30/2012	874.28
88107000	CAP Move-CWIP	UZ	2000000546	11/30/2012	536.04
88107000	CAP Move-CWIP	UZ	2000000546	11/30/2012	1,983.45
88107000	CAP Move-CWIP	UZ	2000000548	11/30/2012	46.13
88107000	CAP Move-CWIP	UZ	2000000550	11/30/2012	482.31
88107000	CAP Move-CWIP	UN	2000000563	11/30/2012	(36,225.86)
88107000	CAP Move-CWIP	UZ	2000000570	11/30/2012	2.14
88107000	CAP Move-CWIP	UZ	2000000570	11/30/2012	2,380.55
88107000	CAP Move-CWIP	UZ	2000000570	11/30/2012	65.41
88107000	CAP Move-CWIP	UZ	2000000570	11/30/2012	152.25
88107000	CAP Move-CWIP	UZ	2000000570	11/30/2012	70.38
88107000	CAP Move-CWIP	UZ	2000000572	11/30/2012	8,550.75
88107000	CAP Move-CWIP	UZ	2000000574	11/30/2012	375.24
88107000	CAP Move-CWIP	UZ	2000000583	11/30/2012	20,284.33
88107000	CAP Move-CWIP	UZ	2000000526	11/30/2012	3,165.03
88107000	CAP Move-CWIP	UZ	2000000526	11/30/2012	1,552.50
88107000	CAP Move-CWIP	UN	2000000540	11/30/2012	(4,717.53)
88107000	CAP Move-CWIP	UZ	2000000546	11/30/2012	329.76
88107000	CAP Move-CWIP	UN	2000000562	11/30/2012	(329.76)
88107000	CAP Move-CWIP	UZ	2000000558	11/30/2012	(7.67)
88107000	CAP Move-CWIP	UZ	2000000558	11/30/2012	(5.88)
88107000	CAP Move-CWIP	UN	2000000562	11/30/2012	13.55
88107000	CAP Move-CWIP	UZ	2000000555	11/30/2012	(1.39)
88107000	CAP Move-CWIP	UZ	2000000558	11/30/2012	(1.81)
88107000	CAP Move-CWIP	UN	2000000563	11/30/2012	3.20
88107000	CAP Move-CWIP	UZ	2000000526	11/30/2012	525.00
88107000	CAP Move-CWIP	UZ	2000000546	11/30/2012	36.70
88107000	CAP Move-CWIP	UN	2000000562	11/30/2012	(561.70)
88107000	CAP Move-CWIP	UZ	2000000526	11/30/2012	105.00
88107000	CAP Move-CWIP	UZ	2000000546	11/30/2012	7.34
88107000	CAP Move-CWIP	UN	2000000562	11/30/2012	(112.34)
88107000	CAP Move-CWIP	UP	2000000590	11/30/2012	151.37
88107000	CAP Move-CWIP	UP	2000000590	11/30/2012	(151.37)

## Kentucky American Water Company

Case No. 2012-00520

Response to PSC DR1, Item 31

Account	Description	Doc Type	Document Number	Posting Date	Amount
88107000	CAP Move-CWIP	UZ	2000000546	11/30/2012	668.33
88107000	CAP Move-CWIP	UZ	2000000546	11/30/2012	(11,669.81)
88107000	CAP Move-CWIP	UZ	2000000550	11/30/2012	11,669.81
88107000	CAP Move-CWIP	UN	2000000563	11/30/2012	(689.53)
88107000	CAP Move-CWIP	UZ	2000000583	11/30/2012	143,100.00
88107000	CAP Move-CWIP	UZ	2000000525	11/30/2012	59.47
88107000	CAP Move-CWIP	UZ	2000000525	11/30/2012	107.71
88107000	CAP Move-CWIP	UZ	2000000525	11/30/2012	20.71
88107000	CAP Move-CWIP	UZ	2000000525	11/30/2012	155.28
88107000	CAP Move-CWIP	UZ	2000000526	11/30/2012	10,202.00
88107000	CAP Move-CWIP	UZ	2000000533	11/30/2012	69.50
88107000	CAP Move-CWIP	UZ	2000000546	11/30/2012	1,192.82
88107000	CAP Move-CWIP	UZ	2000000546	11/30/2012	713.12
88107000	CAP Move-CWIP	UN	2000000562	11/30/2012	(13,498.29)
88107000	CAP Move-CWIP	UZ	2000000570	11/30/2012	57.54
88107000	CAP Move-CWIP	UZ	2000000571	11/30/2012	763.56
88107000	CAP Move-CWIP	UZ	2000000581	11/30/2012	76.79
88107000	CAP Move-CWIP	UZ	2000000526	11/30/2012	1,020.00
88107000	CAP Move-CWIP	UZ	2000000546	11/30/2012	71.30
88107000	CAP Move-CWIP	UN	2000000562	11/30/2012	(1,091.30)
88107000	CAP Move-CWIP	UZ	2000000546	11/30/2012	4.45
88107000	CAP Move-CWIP	UN	2000000562	11/30/2012	(4.45)
88107000	CAP Move-CWIP	UP	2000000603	11/30/2012	83.13
88107000	CAP Move-CWIP	UP	2000000603	11/30/2012	(83.13)
88107000	CAP Move-CWIP	UZ	2000000525	11/30/2012	347.57
88107000	CAP Move-CWIP	UZ	2000000525	11/30/2012	241.09
88107000	CAP Move-CWIP	UZ	2000000525	11/30/2012	133.11
88107000	CAP Move-CWIP	UZ	2000000525	11/30/2012	46.35
88107000	CAP Move-CWIP	UZ	2000000526	11/30/2012	2,849.25
88107000	CAP Move-CWIP	UZ	2000000526	11/30/2012	3,197.25
88107000	CAP Move-CWIP	UZ	2000000533	11/30/2012	1,442.27
88107000	CAP Move-CWIP	UZ	2000000546	11/30/2012	422.00
88107000	CAP Move-CWIP	UZ	2000000546	11/30/2012	422.65
88107000	CAP Move-CWIP	UZ	2000000550	11/30/2012	27.96
88107000	CAP Move-CWIP	UN	2000000562	11/30/2012	(11,594.30)
88107000	CAP Move-CWIP	UZ	2000000570	11/30/2012	46.58
88107000	CAP Move-CWIP	UZ	2000000570	11/30/2012	2.04
88107000	CAP Move-CWIP	UZ	2000000570	11/30/2012	46.39
88107000	CAP Move-CWIP	UZ	2000000570	11/30/2012	107.85
88107000	CAP Move-CWIP	UZ	2000000571	11/30/2012	1,597.23
88107000	CAP Move-CWIP	UZ	2000000572	11/30/2012	61.66
88107000	CAP Move-CWIP	UZ	2000000572	11/30/2012	251.76
88107000	CAP Move-CWIP	UZ	2000000572	11/30/2012	323.37
88107000	CAP Move-CWIP	UZ	2000000583	11/30/2012	1,261.40
88107000	CAP Move-CWIP	UZ	2000000546	11/30/2012	20.82
88107000	CAP Move-CWIP	UN	2000000562	11/30/2012	(20.82)
88107000	CAP Move-CWIP	UP	2000000605	11/30/2012	318.69
88107000	CAP Move-CWIP	UP	2000000605	11/30/2012	(318.69)
88107000	CAP Move-CWIP	UZ	2000000526	11/30/2012	870.00
88107000	CAP Move-CWIP	UZ	2000000546	11/30/2012	60.81
88107000	CAP Move-CWIP	UN	2000000563	11/30/2012	(930.81)
88107000	CAP Move-CWIP	UZ	2000000546	11/30/2012	(3.96)
88107000	CAP Move-CWIP	UN	2000000562	11/30/2012	3.96

## Kentucky American Water Company

Case No. 2012-00520

Response to PSC DR1, Item 31

Account	Description	Doc Type	Document Number	Posting Date	Amount
88107000	CAP Move-CWIP	UP	2000000603	11/30/2012	(60.56)
88107000	CAP Move-CWIP	UP	2000000603	11/30/2012	60.56
88107000	CAP Move-CWIP	UZ	2000000525	11/30/2012	3.93
88107000	CAP Move-CWIP	UZ	2000000525	11/30/2012	0.52
88107000	CAP Move-CWIP	UZ	2000000525	11/30/2012	1.51
88107000	CAP Move-CWIP	UZ	2000000525	11/30/2012	2.73
88107000	CAP Move-CWIP	UN	2000000529	11/30/2012	(26.35)
88107000	CAP Move-CWIP	UN	2000000540	11/30/2012	(8.69)
88107000	CAP Move-CWIP	UZ	2000000546	11/30/2012	2.45
88107000	CAP Move-CWIP	UN	2000000562	11/30/2012	(2.45)
88107000	CAP Move-CWIP	UZ	2000000546	11/30/2012	(577.42)
88107000	CAP Move-CWIP	UZ	2000000550	11/30/2012	663.70
88107000	CAP Move-CWIP	UN	2000000562	11/30/2012	(86.28)
88107000	CAP Move-CWIP	UZ	2000000570	11/30/2012	8,260.70
88107000	CAP Move-CWIP	UZ	2000000546	11/30/2012	(743.86)
88107000	CAP Move-CWIP	UZ	2000000550	11/30/2012	855.02
88107000	CAP Move-CWIP	UN	2000000562	11/30/2012	(111.16)
88107000	CAP Move-CWIP	UZ	2000000570	11/30/2012	10,641.60
88107000	CAP Move-CWIP	UZ	2000000525	11/30/2012	27.00
88107000	CAP Move-CWIP	UZ	2000000525	11/30/2012	202.44
88107000	CAP Move-CWIP	UZ	2000000525	11/30/2012	140.43
88107000	CAP Move-CWIP	UZ	2000000525	11/30/2012	77.53
88107000	CAP Move-CWIP	UN	2000000529	11/30/2012	(698,588.75)
88107000	CAP Move-CWIP	UZ	2000000531	11/30/2012	202.52
88107000	CAP Move-CWIP	UN	2000000540	11/30/2012	(649.92)
88107000	CAP Move-CWIP	UZ	2000000546	11/30/2012	51,680.94
88107000	CAP Move-CWIP	UZ	2000000546	11/30/2012	(15,365.58)
88107000	CAP Move-CWIP	UZ	2000000550	11/30/2012	21,955.07
88107000	CAP Move-CWIP	UZ	2000000550	11/30/2012	259.90
88107000	CAP Move-CWIP	UN	2000000562	11/30/2012	(58,530.33)
88107000	CAP Move-CWIP	UZ	2000000570	11/30/2012	224.48
88107000	CAP Move-CWIP	UZ	2000000572	11/30/2012	15.77
88107000	CAP Move-CWIP	UZ	2000000572	11/30/2012	65.99
88107000	CAP Move-CWIP	UZ	2000000572	11/30/2012	48,012.69
88107000	CAP Move-CWIP	UZ	2000000574	11/30/2012	50.26
88107000	CAP Move-CWIP	UZ	2000000581	11/30/2012	855.15
88107000	CAP Move-CWIP	UZ	2000000581	11/30/2012	3,684.61
88107000	CAP Move-CWIP	UZ	2000000583	11/30/2012	198,101.17
88107000	CAP Move-CWIP	UN	2000000588	11/30/2012	(52,908.95)
88107000	CAP Move-CWIP	UN	2000000597	11/30/2012	(198,101.17)
88107000	CAP Move-CWIP	UZ	2000000526	11/30/2012	19.14
88107000	CAP Move-CWIP	UZ	2000000526	11/30/2012	56.55
88107000	CAP Move-CWIP	UN	2000000540	11/30/2012	(75.69)
88107000	CAP Move-CWIP	UZ	2000000546	11/30/2012	5.29
88107000	CAP Move-CWIP	UZ	2000000546	11/30/2012	30.46
88107000	CAP Move-CWIP	UN	2000000562	11/30/2012	(35.75)
88107000	CAP Move-CWIP	UP	2000000605	11/30/2012	(547.27)
88107000	CAP Move-CWIP	UP	2000000605	11/30/2012	547.27
88107000	CAP Move-CWIP	UZ	2000000546	11/30/2012	(141.85)
88107000	CAP Move-CWIP	UN	2000000563	11/30/2012	141.85
88107000	CAP Move-CWIP	UP	2000000603	11/30/2012	(2,171.22)
88107000	CAP Move-CWIP	UP	2000000603	11/30/2012	2,171.22
88107000	CAP Move-CWIP	UZ	2000000546	11/30/2012	(45.68)



## Kentucky American Water Company

Case No. 2012-00520

Response to PSC DR1, Item 31

Account	Description	Doc Type	Document Number	Posting Date	Amount
88107000	CAP Move-CWIP	UN	2000000563	11/30/2012	45.68
88107000	CAP Move-CWIP	UZ	2000000533	11/30/2012	156.91
88107000	CAP Move-CWIP	UZ	2000000546	11/30/2012	10.97
88107000	CAP Move-CWIP	UZ	2000000555	11/30/2012	(1.53)
88107000	CAP Move-CWIP	UZ	2000000558	11/30/2012	(1.19)
88107000	CAP Move-CWIP	UN	2000000562	11/30/2012	(272.24)
88107000	CAP Move-CWIP	UZ	2000000546	11/30/2012	(37.26)
88107000	CAP Move-CWIP	UN	2000000562	11/30/2012	37.26
88107000	CAP Move-CWIP	UZ	2000000570	11/30/2012	580.32
88107000	CAP Move-CWIP	UZ	2000000570	11/30/2012	14.48
88107000	CAP Move-CWIP	UZ	2000000574	11/30/2012	41.71
88107000	CAP Move-CWIP	UZ	2000000574	11/30/2012	177.77
88107000	CAP Move-CWIP	UN	2000000588	11/30/2012	(814.28)
88107000	CAP Move-CWIP	UZ	2000000546	11/30/2012	(2,099.69)
88107000	CAP Move-CWIP	UZ	2000000550	11/30/2012	2,099.69
88107000	CAP Move-CWIP	UZ	2000000583	11/30/2012	30,038.53
88107000	CAP Move-CWIP	UN	2000000597	11/30/2012	(30,038.53)
88107000	CAP Move-CWIP	UZ	2000000555	11/30/2012	0.40
88107000	CAP Move-CWIP	UZ	2000000555	11/30/2012	0.52
88107000	CAP Move-CWIP	UN	2000000562	11/30/2012	(0.92)
88107000	CAP Move-CWIP	UZ	2000000583	11/30/2012	300.82
88107000	CAP Move-CWIP	UN	2000000597	11/30/2012	(300.82)
88107000	CAP Move-CWIP	UZ	2000000546	11/30/2012	441.73
88107000	CAP Move-CWIP	UN	2000000563	11/30/2012	(441.73)
88107000	CAP Move-CWIP	UZ	2000000583	11/30/2012	652.67
88107000	CAP Move-CWIP	UN	2000000597	11/30/2012	(652.67)
88107000	CAP Move-CWIP	UN	2000000529	11/30/2012	38,475.23
88107000	CAP Move-CWIP	UZ	2000000546	11/30/2012	19.82
88107000	CAP Move-CWIP	UZ	2000000555	11/30/2012	2.59
88107000	CAP Move-CWIP	UZ	2000000555	11/30/2012	3.38
88107000	CAP Move-CWIP	UN	2000000562	11/30/2012	(25.79)
88107000	CAP Move-CWIP	UZ	2000000583	11/30/2012	38,758.73
88107000	CAP Move-CWIP	UN	2000000597	11/30/2012	(38,758.73)
88107000	CAP Move-CWIP	UZ	2000000525	11/30/2012	97.12
88107000	CAP Move-CWIP	UZ	2000000525	11/30/2012	53.62
88107000	CAP Move-CWIP	UZ	2000000525	11/30/2012	140.03
88107000	CAP Move-CWIP	UZ	2000000525	11/30/2012	18.68
88107000	CAP Move-CWIP	UZ	2000000531	11/30/2012	717.40
88107000	CAP Move-CWIP	UZ	2000000546	11/30/2012	(496.84)
88107000	CAP Move-CWIP	UZ	2000000546	11/30/2012	2,966.94
88107000	CAP Move-CWIP	UZ	2000000548	11/30/2012	1,395.14
88107000	CAP Move-CWIP	UZ	2000000548	11/30/2012	263.16
88107000	CAP Move-CWIP	UZ	2000000555	11/30/2012	1,719.79
88107000	CAP Move-CWIP	UZ	2000000558	11/30/2012	2,241.87
88107000	CAP Move-CWIP	UZ	2000000572	11/30/2012	500.44
88107000	CAP Move-CWIP	UZ	2000000572	11/30/2012	198.40
88107000	CAP Move-CWIP	UZ	2000000574	11/30/2012	136.57
88107000	CAP Move-CWIP	UZ	2000000574	11/30/2012	375.04
88107000	CAP Move-CWIP	UZ	2000000574	11/30/2012	2,314.91
88107000	CAP Move-CWIP	UZ	2000000581	11/30/2012	106.26
88107000	CAP Move-CWIP	UZ	2000000555	11/30/2012	76.60
88107000	CAP Move-CWIP	UZ	2000000558	11/30/2012	58.76
88107000	CAP Move-CWIP	UZ	2000000558	11/30/2012	50.71

## Kentucky American Water Company

Case No. 2012-00520

Response to PSC DR1, Item 31

Account	Description	Doc Type	Document Number	Posting Date	Amount
88107000	CAP Move-CWIP	UZ	2000000558	11/30/2012	66.10
88107000	CAP Move-CWIP	UZ	2000000570	11/30/2012	5,118.50
88107000	CAP Move-CWIP	UZ	2000000546	11/30/2012	(1,225.11)
88107000	CAP Move-CWIP	UZ	2000000548	11/30/2012	810.65
88107000	CAP Move-CWIP	UZ	2000000548	11/30/2012	576.42
88107000	CAP Move-CWIP	UZ	2000000548	11/30/2012	547.78
88107000	CAP Move-CWIP	UZ	2000000548	11/30/2012	177.70
88107000	CAP Move-CWIP	UZ	2000000550	11/30/2012	1,203.86
88107000	CAP Move-CWIP	UZ	2000000558	11/30/2012	447.15
88107000	CAP Move-CWIP	UZ	2000000558	11/30/2012	582.89
88107000	CAP Move-CWIP	UZ	2000000572	11/30/2012	19.67
88107000	CAP Move-CWIP	UZ	2000000574	11/30/2012	6.50
88107000	CAP Move-CWIP	UZ	2000000574	11/30/2012	2.22
88107000	CAP Move-CWIP	UZ	2000000574	11/30/2012	88.72
88107000	CAP Move-CWIP	UZ	2000000583	11/30/2012	17,222.57
88107000	CAP Move-CWIP	UZ	2000000525	11/30/2012	11.67
88107000	CAP Move-CWIP	UZ	2000000525	11/30/2012	4.47
88107000	CAP Move-CWIP	UZ	2000000525	11/30/2012	1.56
88107000	CAP Move-CWIP	UZ	2000000525	11/30/2012	8.09
88107000	CAP Move-CWIP	UZ	2000000546	11/30/2012	1,176.07
88107000	CAP Move-CWIP	UZ	2000000546	11/30/2012	2.49
88107000	CAP Move-CWIP	UZ	2000000555	11/30/2012	232.52
88107000	CAP Move-CWIP	UZ	2000000555	11/30/2012	303.11
88107000	CAP Move-CWIP	UZ	2000000570	11/30/2012	18.09
88107000	CAP Move-CWIP	UZ	2000000570	11/30/2012	6.91
88107000	CAP Move-CWIP	UZ	2000000572	11/30/2012	3.75
88107000	CAP Move-CWIP	UZ	2000000574	11/30/2012	4.92
88107000	CAP Move-CWIP	UZ	2000000574	11/30/2012	93.75
88107000	CAP Move-CWIP	UZ	2000000555	11/30/2012	12.93
88107000	CAP Move-CWIP	UZ	2000000558	11/30/2012	9.92
88107000	CAP Move-CWIP	UZ	2000000555	11/30/2012	9.40
88107000	CAP Move-CWIP	UZ	2000000555	11/30/2012	12.25
88107000	CAP Move-CWIP	UZ	2000000558	11/30/2012	33.70
88107000	CAP Move-CWIP	UZ	2000000558	11/30/2012	43.93
88107000	CAP Move-CWIP	UZ	2000000525	11/30/2012	72.23
88107000	CAP Move-CWIP	UZ	2000000525	11/30/2012	27.66
88107000	CAP Move-CWIP	UZ	2000000525	11/30/2012	9.63
88107000	CAP Move-CWIP	UZ	2000000525	11/30/2012	50.10
88107000	CAP Move-CWIP	UZ	2000000546	11/30/2012	49.09
88107000	CAP Move-CWIP	UZ	2000000555	11/30/2012	1.05
88107000	CAP Move-CWIP	UZ	2000000558	11/30/2012	1.37
88107000	CAP Move-CWIP	UZ	2000000546	11/30/2012	34.82
88107000	CAP Move-CWIP	UZ	2000000552	11/30/2012	199.90
88107000	CAP Move-CWIP	UN	2000000562	11/30/2012	(234.72)
88107000	CAP Move-CWIP	UZ	2000000546	11/30/2012	(400.47)
88107000	CAP Move-CWIP	UZ	2000000550	11/30/2012	699.00
88107000	CAP Move-CWIP	UN	2000000562	11/30/2012	(298.53)
88107000	CAP Move-CWIP	UZ	2000000599	11/30/2012	(352.08)
88107000	CAP Move-CWIP	UP	2000000564	11/30/2012	(39,060.76)
88107000	CAP Move-CWIP	UP	2000000564	11/30/2012	39,060.76
88107000	CAP Move-CWIP	UZ	2000000531	11/30/2012	639.04
88107000	CAP Move-CWIP	UN	2000000540	11/30/2012	(639.04)
88107000	CAP Move-CWIP	UZ	2000000546	11/30/2012	(4,149.33)

## Kentucky American Water Company

Case No. 2012-00520

Response to PSC DR1, Item 31

Account	Description	Doc Type	Document Number	Posting Date	Amount
88107000	CAP Move-CWIP	UZ	2000000550	11/30/2012	4,194.00
88107000	CAP Move-CWIP	UN	2000000562	11/30/2012	(44.67)
88107000	CAP Move-CWIP	UZ	2000000572	11/30/2012	30,000.00
88107000	CAP Move-CWIP	UN	2000000588	11/30/2012	(30,000.00)
88107000	CAP Move-CWIP	UZ	2000000546	11/30/2012	2,534.01
88107000	CAP Move-CWIP	UP	2000000590	11/30/2012	(23,643.85)
88107000	CAP Move-CWIP	UP	2000000590	11/30/2012	23,643.85
88107000	CAP Move-CWIP	UZ	2000000546	11/30/2012	10.22
88107000	CAP Move-CWIP	UN	2000000562	11/30/2012	(10.22)
88107000	CAP Move-CWIP	UZ	2000000546	11/30/2012	(25.16)
88107000	CAP Move-CWIP	UZ	2000000546	11/30/2012	25.16
88107000	CAP Move-CWIP	UZ	2000000550	11/30/2012	25.16
88107000	CAP Move-CWIP	UN	2000000562	11/30/2012	(25.16)
88107000	CAP Move-CWIP	UZ	2000000546	11/30/2012	17.41
88107000	CAP Move-CWIP	UZ	2000000548	11/30/2012	114.48
88107000	CAP Move-CWIP	UN	2000000562	11/30/2012	(131.89)
88107000	CAP Move-CWIP	UZ	2000000525	11/30/2012	0.90
88107000	CAP Move-CWIP	UZ	2000000525	11/30/2012	6.77
88107000	CAP Move-CWIP	UZ	2000000525	11/30/2012	2.59
88107000	CAP Move-CWIP	UZ	2000000525	11/30/2012	4.69
88107000	CAP Move-CWIP	UZ	2000000546	11/30/2012	(1,589.24)
88107000	CAP Move-CWIP	UZ	2000000550	11/30/2012	1,593.26
88107000	CAP Move-CWIP	UZ	2000000558	11/30/2012	76.20
88107000	CAP Move-CWIP	UZ	2000000558	11/30/2012	58.46
88107000	CAP Move-CWIP	UZ	2000000583	11/30/2012	22,793.44
88107000	CAP Move-CWIP	UN	2000000529	11/30/2012	(26,136.60)
88107000	CAP Move-CWIP	UZ	2000000539	11/30/2012	2,004.95
88107000	CAP Move-CWIP	UZ	2000000539	11/30/2012	8,295.91
88107000	CAP Move-CWIP	UZ	2000000539	11/30/2012	86,175.00
88107000	CAP Move-CWIP	UZ	2000000539	11/30/2012	2,613.60
88107000	CAP Move-CWIP	UZ	2000000546	11/30/2012	6,023.63
88107000	CAP Move-CWIP	UZ	2000000546	11/30/2012	390.77
88107000	CAP Move-CWIP	UZ	2000000555	11/30/2012	84.38
88107000	CAP Move-CWIP	UZ	2000000558	11/30/2012	64.73
88107000	CAP Move-CWIP	UN	2000000562	11/30/2012	(105,652.97)
88107000	CAP Move-CWIP	UN	2000000529	11/30/2012	239.45
88107000	CAP Move-CWIP	UZ	2000000546	11/30/2012	(16.74)
88107000	CAP Move-CWIP	UZ	2000000555	11/30/2012	24.89
88107000	CAP Move-CWIP	UZ	2000000558	11/30/2012	19.10
88107000	CAP Move-CWIP	UN	2000000562	11/30/2012	(27.25)
88107000	CAP Move-CWIP	UZ	2000000525	11/30/2012	2.33
88107000	CAP Move-CWIP	UZ	2000000525	11/30/2012	6.09
88107000	CAP Move-CWIP	UZ	2000000525	11/30/2012	0.81
88107000	CAP Move-CWIP	UZ	2000000525	11/30/2012	4.22
88107000	CAP Move-CWIP	UZ	2000000539	11/30/2012	3,013.94
88107000	CAP Move-CWIP	UZ	2000000539	11/30/2012	86,388.30
88107000	CAP Move-CWIP	UZ	2000000539	11/30/2012	2,312.06
88107000	CAP Move-CWIP	UZ	2000000539	11/30/2012	8,311.36
88107000	CAP Move-CWIP	UZ	2000000546	11/30/2012	6,042.17
88107000	CAP Move-CWIP	UZ	2000000555	11/30/2012	183.95
88107000	CAP Move-CWIP	UZ	2000000555	11/30/2012	141.11
88107000	CAP Move-CWIP	UZ	2000000525	11/30/2012	4.22
88107000	CAP Move-CWIP	UZ	2000000525	11/30/2012	2.33

## Kentucky American Water Company

Case No. 2012-00520

Response to PSC DR1, Item 31

Account	Description	Doc Type	Document Number	Posting Date	Amount
88107000	CAP Move-CWIP	UZ	2000000525	11/30/2012	0.82
88107000	CAP Move-CWIP	UZ	2000000525	11/30/2012	6.08
88107000	CAP Move-CWIP	UZ	2000000546	11/30/2012	41.03
88107000	CAP Move-CWIP	UZ	2000000558	11/30/2012	1.15
88107000	CAP Move-CWIP	UZ	2000000558	11/30/2012	0.88
88107000	CAP Move-CWIP	UZ	2000000525	11/30/2012	3.98
88107000	CAP Move-CWIP	UZ	2000000525	11/30/2012	20.68
88107000	CAP Move-CWIP	UZ	2000000525	11/30/2012	29.81
88107000	CAP Move-CWIP	UZ	2000000525	11/30/2012	11.41
88107000	CAP Move-CWIP	UN	2000000529	11/30/2012	(52,439.71)
88107000	CAP Move-CWIP	UN	2000000540	11/30/2012	(65.88)
88107000	CAP Move-CWIP	UZ	2000000546	11/30/2012	33.98
88107000	CAP Move-CWIP	UN	2000000563	11/30/2012	(33.98)
88107000	CAP Move-CWIP	UZ	2000000525	11/30/2012	7.03
88107000	CAP Move-CWIP	UZ	2000000525	11/30/2012	12.73
88107000	CAP Move-CWIP	UZ	2000000525	11/30/2012	2.45
88107000	CAP Move-CWIP	UZ	2000000525	11/30/2012	18.36
88107000	CAP Move-CWIP	UZ	2000000546	11/30/2012	12.71
88107000	CAP Move-CWIP	UZ	2000000555	11/30/2012	0.27
88107000	CAP Move-CWIP	UZ	2000000558	11/30/2012	0.35
88107000	CAP Move-CWIP	UZ	2000000525	11/30/2012	35.91
88107000	CAP Move-CWIP	UZ	2000000525	11/30/2012	13.75
88107000	CAP Move-CWIP	UZ	2000000525	11/30/2012	24.90
88107000	CAP Move-CWIP	UZ	2000000525	11/30/2012	4.79
88107000	CAP Move-CWIP	UZ	2000000546	11/30/2012	59.35
88107000	CAP Move-CWIP	UZ	2000000555	11/30/2012	1.66
88107000	CAP Move-CWIP	UZ	2000000558	11/30/2012	1.27
88107000	CAP Move-CWIP	UZ	2000000583	11/30/2012	12,786.34
88107000	CAP Move-CWIP	UZ	2000000546	11/30/2012	166.65
88107000	CAP Move-CWIP	UZ	2000000546	11/30/2012	(943.27)
88107000	CAP Move-CWIP	UZ	2000000550	11/30/2012	1,048.08
88107000	CAP Move-CWIP	UZ	2000000558	11/30/2012	29.85
88107000	CAP Move-CWIP	UZ	2000000558	11/30/2012	38.91
88107000	CAP Move-CWIP	UN	2000000563	11/30/2012	(340.22)
88107000	CAP Move-CWIP	UZ	2000000583	11/30/2012	13,494.60
88107000	CAP Move-CWIP	UN	2000000597	11/30/2012	(13,494.60)
88107000	CAP Move-CWIP	UN	2000000529	11/30/2012	(7,515.42)
88107000	CAP Move-CWIP	UZ	2000000546	11/30/2012	161.23
88107000	CAP Move-CWIP	UZ	2000000558	11/30/2012	3.11
88107000	CAP Move-CWIP	UZ	2000000558	11/30/2012	2.38
88107000	CAP Move-CWIP	UN	2000000562	11/30/2012	(166.72)
88107000	CAP Move-CWIP	UZ	2000000531	11/30/2012	(4,735.75)
88107000	CAP Move-CWIP	UZ	2000000531	11/30/2012	4,735.75
88107000	CAP Move-CWIP	UZ	2000000546	11/30/2012	331.03
88107000	CAP Move-CWIP	UZ	2000000546	11/30/2012	731.68
88107000	CAP Move-CWIP	UN	2000000563	11/30/2012	(731.68)
88107000	CAP Move-CWIP	UN	2000000529	11/30/2012	(30,893.70)
88107000	CAP Move-CWIP	UZ	2000000534	11/30/2012	(1,748.70)
88107000	CAP Move-CWIP	UN	2000000540	11/30/2012	1,748.70
88107000	CAP Move-CWIP	UZ	2000000546	11/30/2012	2,159.47
88107000	CAP Move-CWIP	UZ	2000000546	11/30/2012	(122.23)
88107000	CAP Move-CWIP	UZ	2000000555	11/30/2012	21.83
88107000	CAP Move-CWIP	UZ	2000000558	11/30/2012	28.45

## Kentucky American Water Company

Case No. 2012-00520

Response to PSC DR1, Item 31

Account	Description	Doc Type	Document Number	Posting Date	Amount
88107000	CAP Move-CWIP	UN	2000000562	11/30/2012	(2,087.52)
88107000	CAP Move-CWIP	UZ	2000000546	11/30/2012	865.57
88107000	CAP Move-CWIP	UN	2000000562	11/30/2012	(865.57)
88107000	CAP Move-CWIP	UZ	2000000546	11/30/2012	(8.24)
88107000	CAP Move-CWIP	UZ	2000000555	11/30/2012	815.88
88107000	CAP Move-CWIP	UZ	2000000555	11/30/2012	1,063.55
88107000	CAP Move-CWIP	UZ	2000000570	11/30/2012	9.15
88107000	CAP Move-CWIP	UZ	2000000574	11/30/2012	12.02
88107000	CAP Move-CWIP	UZ	2000000574	11/30/2012	228.90
88107000	CAP Move-CWIP	UZ	2000000581	11/30/2012	17.25
88107000	CAP Move-CWIP	UZ	2000000581	11/30/2012	19.42
88107000	CAP Move-CWIP	UZ	2000000558	11/30/2012	11.77
88107000	CAP Move-CWIP	UZ	2000000558	11/30/2012	9.03
88107000	CAP Move-CWIP	UZ	2000000539	11/30/2012	(3,013.94)
88107000	CAP Move-CWIP	UZ	2000000539	11/30/2012	(95,987.00)
88107000	CAP Move-CWIP	UZ	2000000539	11/30/2012	(8,311.36)
88107000	CAP Move-CWIP	UZ	2000000539	11/30/2012	(2,312.06)
88107000	CAP Move-CWIP	UZ	2000000539	11/30/2012	(2,004.95)
88107000	CAP Move-CWIP	UZ	2000000539	11/30/2012	(95,750.00)
88107000	CAP Move-CWIP	UZ	2000000539	11/30/2012	(2,613.60)
88107000	CAP Move-CWIP	UZ	2000000539	11/30/2012	(8,295.91)
88107000	CAP Move-CWIP	UZ	2000000558	11/30/2012	0.27
88107000	CAP Move-CWIP	UZ	2000000558	11/30/2012	0.21
88107000	CAP Move-CWIP	UZ	2000000525	11/30/2012	68.14
88107000	CAP Move-CWIP	UZ	2000000525	11/30/2012	177.92
88107000	CAP Move-CWIP	UZ	2000000525	11/30/2012	123.42
88107000	CAP Move-CWIP	UZ	2000000525	11/30/2012	23.73
88107000	CAP Move-CWIP	UZ	2000000546	11/30/2012	90.63
88107000	CAP Move-CWIP	UZ	2000000555	11/30/2012	33.69
88107000	CAP Move-CWIP	UZ	2000000558	11/30/2012	25.84
88107000	CAP Move-CWIP	UZ	2000000570	11/30/2012	36.04
88107000	CAP Move-CWIP	UZ	2000000572	11/30/2012	25.02
88107000	CAP Move-CWIP	UZ	2000000572	11/30/2012	33.36
88107000	CAP Move-CWIP	UZ	2000000572	11/30/2012	476.51
88107000	CAP Move-CWIP	UZ	2000000574	11/30/2012	14.30
88107000	CAP Move-CWIP	UZ	2000000558	11/30/2012	0.22
88107000	CAP Move-CWIP	UZ	2000000558	11/30/2012	0.17
88107000	CAP Move-CWIP	UZ	2000000525	11/30/2012	6.79
88107000	CAP Move-CWIP	UZ	2000000525	11/30/2012	50.93
88107000	CAP Move-CWIP	UZ	2000000525	11/30/2012	19.50
88107000	CAP Move-CWIP	UZ	2000000525	11/30/2012	35.33
88107000	CAP Move-CWIP	UZ	2000000546	11/30/2012	180.79
88107000	CAP Move-CWIP	UP	2000000594	11/30/2012	(680.29)
88107000	CAP Move-CWIP	UP	2000000590	11/30/2012	218.83
88107000	CAP Move-CWIP	UZ	2000000546	11/30/2012	104.25
88107000	CAP Move-CWIP	UN	2000000563	11/30/2012	(207.03)
88107000	CAP Move-CWIP	UZ	2000000572	11/30/2012	56.90
88107000	CAP Move-CWIP	UZ	2000000574	11/30/2012	16.33
88107000	CAP Move-CWIP	UZ	2000000574	11/30/2012	224.86
88107000	CAP Move-CWIP	UZ	2000000574	11/30/2012	8.40
88107000	CAP Move-CWIP	UZ	2000000581	11/30/2012	1.62
88107000	CAP Move-CWIP	UP	2000000603	11/30/2012	2,160.28
88107000	CAP Move-CWIP	UP	2000000603	11/30/2012	(2,468.39)

## Kentucky American Water Company

Case No. 2012-00520

Response to PSC DR1, Item 31

Account	Description	Doc Type	Document Number	Posting Date	Amount
88107000	CAP Move-CWIP	UZ	2000000546	11/30/2012	9.94
88107000	CAP Move-CWIP	UN	2000000562	11/30/2012	(9.94)
88107000	CAP Move-CWIP	UZ	2000000570	11/30/2012	25.15
88107000	CAP Move-CWIP	UZ	2000000570	11/30/2012	344.61
88107000	CAP Move-CWIP	UZ	2000000572	11/30/2012	4.47
88107000	CAP Move-CWIP	UZ	2000000572	11/30/2012	80.83
88107000	CAP Move-CWIP	UZ	2000000572	11/30/2012	8.69
88107000	CAP Move-CWIP	UN	2000000588	11/30/2012	(463.75)
88107000	CAP Move-CWIP	UP	2000000605	11/30/2012	615.88
88107000	CAP Move-CWIP	UP	2000000605	11/30/2012	(615.88)
88107000	CAP Move-CWIP	UP	2000000590	11/30/2012	2,413.29
88107000	CAP Move-CWIP	UP	2000000590	11/30/2012	(713.42)
88107000	CAP Move-CWIP	UZ	2000000546	11/30/2012	277.59
88107000	CAP Move-CWIP	UZ	2000000572	11/30/2012	2.10
88107000	CAP Move-CWIP	UZ	2000000572	11/30/2012	15.32
88107000	CAP Move-CWIP	UZ	2000000572	11/30/2012	4.47
88107000	CAP Move-CWIP	UZ	2000000574	11/30/2012	61.62
88107000	CAP Move-CWIP	UZ	2000000581	11/30/2012	0.54
88107000	CAP Move-CWIP	UP	2000000594	11/30/2012	(1,320.52)
88107000	CAP Move-CWIP	UZ	2000000546	11/30/2012	14.21
88107000	CAP Move-CWIP	UP	2000000594	11/30/2012	(14.21)
88107000	CAP Move-CWIP	UP	2000000590	11/30/2012	407.53
88107000	CAP Move-CWIP	UZ	2000000541	11/30/2012	(536.11)
88107000	CAP Move-CWIP	UZ	2000000546	11/30/2012	(79.54)
88107000	CAP Move-CWIP	UZ	2000000550	11/30/2012	428.28
88107000	CAP Move-CWIP	UN	2000000562	11/30/2012	187.37
88107000	CAP Move-CWIP	UZ	2000000572	11/30/2012	19.36
88107000	CAP Move-CWIP	UZ	2000000572	11/30/2012	55.64
88107000	CAP Move-CWIP	UZ	2000000572	11/30/2012	236.92
88107000	CAP Move-CWIP	UZ	2000000572	11/30/2012	773.76
88107000	CAP Move-CWIP	UN	2000000588	11/30/2012	(1,085.68)
88107000	CAP Move-CWIP	UZ	2000000546	11/30/2012	(509.73)
88107000	CAP Move-CWIP	UZ	2000000550	11/30/2012	509.73
88107000	CAP Move-CWIP	UZ	2000000555	11/30/2012	7.58
88107000	CAP Move-CWIP	UZ	2000000558	11/30/2012	5.81
88107000	CAP Move-CWIP	UN	2000000563	11/30/2012	(13.39)
88107000	CAP Move-CWIP	UZ	2000000583	11/30/2012	7,292.22
88107000	CAP Move-CWIP	UN	2000000597	11/30/2012	(7,292.22)
88107000	CAP Move-CWIP	UZ	2000000555	11/30/2012	0.20
88107000	CAP Move-CWIP	UZ	2000000558	11/30/2012	0.26
88107000	CAP Move-CWIP	UN	2000000562	11/30/2012	(0.46)
88107000	CAP Move-CWIP	UZ	2000000583	11/30/2012	147.51
88107000	CAP Move-CWIP	UN	2000000597	11/30/2012	(147.51)
88107000	CAP Move-CWIP	UZ	2000000558	11/30/2012	15.96
88107000	CAP Move-CWIP	UZ	2000000558	11/30/2012	20.80
88107000	CAP Move-CWIP	UZ	2000000546	11/30/2012	1,111.41
88107000	CAP Move-CWIP	UN	2000000529	11/30/2012	(15,845.94)
88107000	CAP Move-CWIP	UZ	2000000546	11/30/2012	1,107.63
88107000	CAP Move-CWIP	UN	2000000562	11/30/2012	(1,107.63)
88107000	CAP Move-CWIP	UN	2000000529	11/30/2012	(3,739.03)
88107000	CAP Move-CWIP	UZ	2000000546	11/30/2012	261.36
88107000	CAP Move-CWIP	UN	2000000562	11/30/2012	(261.36)
88107000	CAP Move-CWIP	UZ	2000000583	11/30/2012	1,311.60

## Kentucky American Water Company

Case No. 2012-00520

Response to PSC DR1, Item 31

Account	Description	Doc Type	Document Number	Posting Date	Amount
88107000	CAP Move-CWIP	UN	2000000597	11/30/2012	(1,311.60)
88107000	CAP Move-CWIP	UZ	2000000546	11/30/2012	68.15
88107000	CAP Move-CWIP	UN	2000000563	11/30/2012	(68.15)
88107000	CAP Move-CWIP	UZ	2000000546	11/30/2012	(18.93)
88107000	CAP Move-CWIP	UN	2000000562	11/30/2012	18.93
88107000	CAP Move-CWIP	UN	2000000529	11/30/2012	(18,089.56)
88107000	CAP Move-CWIP	UZ	2000000546	11/30/2012	1,264.46
88107000	CAP Move-CWIP	UN	2000000563	11/30/2012	(1,264.46)
88107000	CAP Move-CWIP	UZ	2000000546	11/30/2012	316.09
88107000	CAP Move-CWIP	UZ	2000000555	11/30/2012	4.41
88107000	CAP Move-CWIP	UZ	2000000555	11/30/2012	3.39
88107000	CAP Move-CWIP	UZ	2000000583	11/30/2012	4,680.00
88107000	CAP Move-CWIP	UZ	2000000583	11/30/2012	74.15
88107000	CAP Move-CWIP	UN	2000000597	11/30/2012	(74.15)
88107000	CAP Move-CWIP	UZ	2000000539	11/30/2012	13,500.00
88107000	CAP Move-CWIP	UZ	2000000539	11/30/2012	757.50
88107000	CAP Move-CWIP	UZ	2000000539	11/30/2012	269.11
88107000	CAP Move-CWIP	UZ	2000000539	11/30/2012	350.79
88107000	CAP Move-CWIP	UZ	2000000546	11/30/2012	943.65
88107000	CAP Move-CWIP	UZ	2000000555	11/30/2012	9.85
88107000	CAP Move-CWIP	UZ	2000000558	11/30/2012	12.84
88107000	CAP Move-CWIP	UZ	2000000539	11/30/2012	(757.50)
88107000	CAP Move-CWIP	UZ	2000000539	11/30/2012	(350.79)
88107000	CAP Move-CWIP	UZ	2000000539	11/30/2012	(15,000.00)
88107000	CAP Move-CWIP	UZ	2000000539	11/30/2012	(269.11)
88107000	CAP Move-CWIP	UZ	2000000555	11/30/2012	76.26
88107000	CAP Move-CWIP	UZ	2000000558	11/30/2012	99.41
88107000	CAP Move-CWIP	UZ	2000000570	11/30/2012	3.27
88107000	CAP Move-CWIP	UZ	2000000570	11/30/2012	(0.16)
88107000	CAP Move-CWIP	UZ	2000000570	11/30/2012	(398.54)
88107000	CAP Move-CWIP	UZ	2000000570	11/30/2012	1.85
88107000	CAP Move-CWIP	UZ	2000000570	11/30/2012	(28.12)
88107000	CAP Move-CWIP	UZ	2000000570	11/30/2012	5.89
88107000	CAP Move-CWIP	UZ	2000000570	11/30/2012	1.67
88107000	CAP Move-CWIP	UZ	2000000570	11/30/2012	(0.61)
88107000	CAP Move-CWIP	UZ	2000000570	11/30/2012	13.66
88107000	CAP Move-CWIP	UZ	2000000570	11/30/2012	118.48
88107000	CAP Move-CWIP	UZ	2000000570	11/30/2012	10.22
88107000	CAP Move-CWIP	UZ	2000000572	11/30/2012	(12.41)
88107000	CAP Move-CWIP	UZ	2000000572	11/30/2012	12.88
88107000	CAP Move-CWIP	UZ	2000000572	11/30/2012	11.11
88107000	CAP Move-CWIP	UZ	2000000572	11/30/2012	(0.49)
88107000	CAP Move-CWIP	UZ	2000000574	11/30/2012	1.07
88107000	CAP Move-CWIP	UN	2000000588	11/30/2012	260.23
88107000	CAP Move-CWIP	UZ	2000000570	11/30/2012	(28.12)
88107000	CAP Move-CWIP	UZ	2000000570	11/30/2012	(0.16)
88107000	CAP Move-CWIP	UZ	2000000570	11/30/2012	14.41
88107000	CAP Move-CWIP	UZ	2000000570	11/30/2012	1.94
88107000	CAP Move-CWIP	UZ	2000000570	11/30/2012	50.99
88107000	CAP Move-CWIP	UZ	2000000570	11/30/2012	36.53
88107000	CAP Move-CWIP	UZ	2000000572	11/30/2012	(12.41)
88107000	CAP Move-CWIP	UZ	2000000572	11/30/2012	(0.61)
88107000	CAP Move-CWIP	UZ	2000000572	11/30/2012	54.14

## Kentucky American Water Company

Case No. 2012-00520

Response to PSC DR1, Item 31

Account	Description	Doc Type	Document Number	Posting Date	Amount
88107000	CAP Move-CWIP	UZ	2000000572	11/30/2012	10.57
88107000	CAP Move-CWIP	UZ	2000000572	11/30/2012	125.18
88107000	CAP Move-CWIP	UZ	2000000574	11/30/2012	11.11
88107000	CAP Move-CWIP	UZ	2000000574	11/30/2012	1.67
88107000	CAP Move-CWIP	UZ	2000000574	11/30/2012	1.07
88107000	CAP Move-CWIP	UZ	2000000581	11/30/2012	(0.49)
88107000	CAP Move-CWIP	UN	2000000588	11/30/2012	(265.82)
88107000	CAP Move-CWIP	UZ	2000000570	11/30/2012	(30.37)
88107000	CAP Move-CWIP	UZ	2000000570	11/30/2012	5.89
88107000	CAP Move-CWIP	UZ	2000000572	11/30/2012	4.90
88107000	CAP Move-CWIP	UZ	2000000572	11/30/2012	87.49
88107000	CAP Move-CWIP	UZ	2000000572	11/30/2012	(0.61)
88107000	CAP Move-CWIP	UZ	2000000572	11/30/2012	(12.41)
88107000	CAP Move-CWIP	UZ	2000000572	11/30/2012	18.87
88107000	CAP Move-CWIP	UZ	2000000574	11/30/2012	11.11
88107000	CAP Move-CWIP	UZ	2000000574	11/30/2012	(0.16)
88107000	CAP Move-CWIP	UZ	2000000574	11/30/2012	3.27
88107000	CAP Move-CWIP	UZ	2000000574	11/30/2012	0.39
88107000	CAP Move-CWIP	UZ	2000000581	11/30/2012	(0.49)
88107000	CAP Move-CWIP	UZ	2000000581	11/30/2012	6.98
88107000	CAP Move-CWIP	UZ	2000000581	11/30/2012	1.67
88107000	CAP Move-CWIP	UZ	2000000581	11/30/2012	1.07
88107000	CAP Move-CWIP	UN	2000000588	11/30/2012	(97.60)
88107000	CAP Move-CWIP	UZ	2000000570	11/30/2012	(24.81)
88107000	CAP Move-CWIP	UZ	2000000570	11/30/2012	3.34
88107000	CAP Move-CWIP	UZ	2000000570	11/30/2012	(56.22)
88107000	CAP Move-CWIP	UZ	2000000572	11/30/2012	382.15
88107000	CAP Move-CWIP	UZ	2000000572	11/30/2012	22.22
88107000	CAP Move-CWIP	UZ	2000000572	11/30/2012	33.77
88107000	CAP Move-CWIP	UZ	2000000572	11/30/2012	2.14
88107000	CAP Move-CWIP	UZ	2000000572	11/30/2012	21.05
88107000	CAP Move-CWIP	UZ	2000000572	11/30/2012	(1.21)
88107000	CAP Move-CWIP	UZ	2000000572	11/30/2012	6.55
88107000	CAP Move-CWIP	UZ	2000000574	11/30/2012	(0.98)
88107000	CAP Move-CWIP	UZ	2000000574	11/30/2012	(0.31)
88107000	CAP Move-CWIP	UZ	2000000574	11/30/2012	25.03
88107000	CAP Move-CWIP	UZ	2000000574	11/30/2012	15.44
88107000	CAP Move-CWIP	UZ	2000000581	11/30/2012	259.97
88107000	CAP Move-CWIP	UN	2000000588	11/30/2012	(688.13)
88107000	CAP Move-CWIP	UZ	2000000570	11/30/2012	14.88
88107000	CAP Move-CWIP	UZ	2000000574	11/30/2012	95.63
88107000	CAP Move-CWIP	UN	2000000588	11/30/2012	(110.51)
88107000	CAP Move-CWIP	UZ	2000000570	11/30/2012	11.11
88107000	CAP Move-CWIP	UZ	2000000570	11/30/2012	1.29
88107000	CAP Move-CWIP	UZ	2000000570	11/30/2012	(0.49)
88107000	CAP Move-CWIP	UZ	2000000570	11/30/2012	1.67
88107000	CAP Move-CWIP	UZ	2000000570	11/30/2012	13.89
88107000	CAP Move-CWIP	UZ	2000000570	11/30/2012	(0.16)
88107000	CAP Move-CWIP	UZ	2000000572	11/30/2012	144.32
88107000	CAP Move-CWIP	UZ	2000000572	11/30/2012	(12.41)
88107000	CAP Move-CWIP	UZ	2000000574	11/30/2012	(0.61)
88107000	CAP Move-CWIP	UZ	2000000574	11/30/2012	1.07
88107000	CAP Move-CWIP	UZ	2000000574	11/30/2012	6.26



## Kentucky American Water Company

Case No. 2012-00520

Response to PSC DR1, Item 31

Account	Description	Doc Type	Document Number	Posting Date	Amount
88107000	CAP Move-CWIP	UZ	2000000574	11/30/2012	3.27
88107000	CAP Move-CWIP	UZ	2000000581	11/30/2012	19.94
88107000	CAP Move-CWIP	UZ	2000000581	11/30/2012	0.14
88107000	CAP Move-CWIP	UZ	2000000581	11/30/2012	(30.36)
88107000	CAP Move-CWIP	UN	2000000588	11/30/2012	(158.93)
88107000	CAP Move-CWIP	UZ	2000000570	11/30/2012	10.06
88107000	CAP Move-CWIP	UZ	2000000570	11/30/2012	1.67
88107000	CAP Move-CWIP	UZ	2000000570	11/30/2012	(12.41)
88107000	CAP Move-CWIP	UZ	2000000570	11/30/2012	(0.16)
88107000	CAP Move-CWIP	UZ	2000000570	11/30/2012	11.11
88107000	CAP Move-CWIP	UZ	2000000570	11/30/2012	6.26
88107000	CAP Move-CWIP	UZ	2000000570	11/30/2012	(0.61)
88107000	CAP Move-CWIP	UZ	2000000570	11/30/2012	(93.35)
88107000	CAP Move-CWIP	UZ	2000000570	11/30/2012	(0.49)
88107000	CAP Move-CWIP	UZ	2000000570	11/30/2012	91.58
88107000	CAP Move-CWIP	UZ	2000000572	11/30/2012	0.97
88107000	CAP Move-CWIP	UZ	2000000572	11/30/2012	3.27
88107000	CAP Move-CWIP	UZ	2000000572	11/30/2012	(336.21)
88107000	CAP Move-CWIP	UZ	2000000574	11/30/2012	1.07
88107000	CAP Move-CWIP	UZ	2000000581	11/30/2012	12.47
88107000	CAP Move-CWIP	UN	2000000588	11/30/2012	304.77
88107000	CAP Move-CWIP	UZ	2000000570	11/30/2012	81.03
88107000	CAP Move-CWIP	UZ	2000000570	11/30/2012	(26.00)
88107000	CAP Move-CWIP	UZ	2000000570	11/30/2012	11.11
88107000	CAP Move-CWIP	UZ	2000000570	11/30/2012	1.67
88107000	CAP Move-CWIP	UZ	2000000570	11/30/2012	9.31
88107000	CAP Move-CWIP	UZ	2000000570	11/30/2012	3.27
88107000	CAP Move-CWIP	UZ	2000000570	11/30/2012	6.26
88107000	CAP Move-CWIP	UZ	2000000572	11/30/2012	10.97
88107000	CAP Move-CWIP	UZ	2000000572	11/30/2012	(0.49)
88107000	CAP Move-CWIP	UZ	2000000572	11/30/2012	(12.41)
88107000	CAP Move-CWIP	UZ	2000000574	11/30/2012	(29.80)
88107000	CAP Move-CWIP	UZ	2000000574	11/30/2012	1.07
88107000	CAP Move-CWIP	UZ	2000000574	11/30/2012	(1.07)
88107000	CAP Move-CWIP	UZ	2000000574	11/30/2012	0.82
88107000	CAP Move-CWIP	UZ	2000000574	11/30/2012	(0.61)
88107000	CAP Move-CWIP	UZ	2000000574	11/30/2012	(0.63)
88107000	CAP Move-CWIP	UZ	2000000574	11/30/2012	(7.60)
88107000	CAP Move-CWIP	UZ	2000000581	11/30/2012	(0.71)
88107000	CAP Move-CWIP	UN	2000000588	11/30/2012	(46.19)
88107000	CAP Move-CWIP	UZ	2000000570	11/30/2012	3.22
88107000	CAP Move-CWIP	UZ	2000000570	11/30/2012	173.29
88107000	CAP Move-CWIP	UZ	2000000570	11/30/2012	(28.63)
88107000	CAP Move-CWIP	UZ	2000000570	11/30/2012	(0.47)
88107000	CAP Move-CWIP	UZ	2000000572	11/30/2012	19.32
88107000	CAP Move-CWIP	UZ	2000000572	11/30/2012	28.90
88107000	CAP Move-CWIP	UZ	2000000572	11/30/2012	5.02
88107000	CAP Move-CWIP	UZ	2000000572	11/30/2012	53.39
88107000	CAP Move-CWIP	UZ	2000000572	11/30/2012	9.82
88107000	CAP Move-CWIP	UZ	2000000572	11/30/2012	(37.22)
88107000	CAP Move-CWIP	UZ	2000000572	11/30/2012	33.33
88107000	CAP Move-CWIP	UZ	2000000573	11/30/2012	321.59
88107000	CAP Move-CWIP	UZ	2000000574	11/30/2012	(101.09)

## Kentucky American Water Company

Case No. 2012-00520

Response to PSC DR1, Item 31

Account	Description	Doc Type	Document Number	Posting Date	Amount
88107000	CAP Move-CWIP	UZ	2000000574	11/30/2012	(1.83)
88107000	CAP Move-CWIP	UZ	2000000574	11/30/2012	(1.47)
88107000	CAP Move-CWIP	UZ	2000000574	11/30/2012	19.19
88107000	CAP Move-CWIP	UN	2000000588	11/30/2012	(496.36)
88107000	CAP Move-CWIP	UZ	2000000570	11/30/2012	304.25
88107000	CAP Move-CWIP	UZ	2000000570	11/30/2012	78.66
88107000	CAP Move-CWIP	UZ	2000000572	11/30/2012	(28.63)
88107000	CAP Move-CWIP	UZ	2000000581	11/30/2012	2.66
88107000	CAP Move-CWIP	UN	2000000588	11/30/2012	(356.94)
88107000	CAP Move-CWIP	UZ	2000000555	11/30/2012	139.98
88107000	CAP Move-CWIP	UZ	2000000555	11/30/2012	182.48
88107000	CAP Move-CWIP	UZ	2000000570	11/30/2012	83.36
88107000	CAP Move-CWIP	UZ	2000000570	11/30/2012	61.74
88107000	CAP Move-CWIP	UZ	2000000570	11/30/2012	535.45
88107000	CAP Move-CWIP	UZ	2000000570	11/30/2012	574.16
88107000	CAP Move-CWIP	UZ	2000000570	11/30/2012	74.50
88107000	CAP Move-CWIP	UZ	2000000570	11/30/2012	15.01
88107000	CAP Move-CWIP	UZ	2000000570	11/30/2012	(173.70)
88107000	CAP Move-CWIP	UZ	2000000570	11/30/2012	1,591.04
88107000	CAP Move-CWIP	UZ	2000000570	11/30/2012	(6.85)
88107000	CAP Move-CWIP	UZ	2000000572	11/30/2012	155.16
88107000	CAP Move-CWIP	UZ	2000000572	11/30/2012	155.51
88107000	CAP Move-CWIP	UZ	2000000572	11/30/2012	2,981.20
88107000	CAP Move-CWIP	UZ	2000000572	11/30/2012	(2.19)
88107000	CAP Move-CWIP	UZ	2000000572	11/30/2012	(393.64)
88107000	CAP Move-CWIP	UZ	2000000574	11/30/2012	(31.79)
88107000	CAP Move-CWIP	UZ	2000000574	11/30/2012	(8.53)
88107000	CAP Move-CWIP	UZ	2000000574	11/30/2012	2,640.46
88107000	CAP Move-CWIP	UZ	2000000581	11/30/2012	220.50
88107000	CAP Move-CWIP	UZ	2000000581	11/30/2012	23.43
88107000	CAP Move-CWIP	UZ	2000000581	11/30/2012	2,214.26
88107000	CAP Move-CWIP	UZ	2000000558	11/30/2012	191.35
88107000	CAP Move-CWIP	UZ	2000000558	11/30/2012	249.44
88107000	CAP Move-CWIP	UZ	2000000570	11/30/2012	(34.40)
88107000	CAP Move-CWIP	UZ	2000000570	11/30/2012	272.74
88107000	CAP Move-CWIP	UZ	2000000570	11/30/2012	(7.83)
88107000	CAP Move-CWIP	UZ	2000000570	11/30/2012	1,206.00
88107000	CAP Move-CWIP	UZ	2000000570	11/30/2012	99.96
88107000	CAP Move-CWIP	UZ	2000000570	11/30/2012	1,903.26
88107000	CAP Move-CWIP	UZ	2000000570	11/30/2012	26.77
88107000	CAP Move-CWIP	UZ	2000000570	11/30/2012	2,733.68
88107000	CAP Move-CWIP	UZ	2000000572	11/30/2012	1,639.40
88107000	CAP Move-CWIP	UZ	2000000572	11/30/2012	177.72
88107000	CAP Move-CWIP	UZ	2000000572	11/30/2012	(9.76)
88107000	CAP Move-CWIP	UZ	2000000572	11/30/2012	17.15
88107000	CAP Move-CWIP	UZ	2000000574	11/30/2012	108.40
88107000	CAP Move-CWIP	UZ	2000000574	11/30/2012	(2.50)
88107000	CAP Move-CWIP	UZ	2000000574	11/30/2012	(198.51)
88107000	CAP Move-CWIP	UZ	2000000581	11/30/2012	(449.88)
88107000	CAP Move-CWIP	UZ	2000000555	11/30/2012	80.58
88107000	CAP Move-CWIP	UZ	2000000558	11/30/2012	105.05
88107000	CAP Move-CWIP	UZ	2000000555	11/30/2012	134.01
88107000	CAP Move-CWIP	UZ	2000000558	11/30/2012	102.80

## Kentucky American Water Company

Case No. 2012-00520

Response to PSC DR1, Item 31

Account	Description	Doc Type	Document Number	Posting Date	Amount
88107000	CAP Move-CWIP	UZ	2000000558	11/30/2012	22.61
88107000	CAP Move-CWIP	UZ	2000000558	11/30/2012	17.35
88107000	CAP Move-CWIP	UZ	2000000555	11/30/2012	86.02
88107000	CAP Move-CWIP	UZ	2000000558	11/30/2012	65.99
88107000	CAP Move-CWIP	UZ	2000000570	11/30/2012	260.19
88107000	CAP Move-CWIP	UZ	2000000570	11/30/2012	11.48
88107000	CAP Move-CWIP	UZ	2000000570	11/30/2012	28.08
88107000	CAP Move-CWIP	UZ	2000000570	11/30/2012	(0.63)
88107000	CAP Move-CWIP	UZ	2000000570	11/30/2012	4.29
88107000	CAP Move-CWIP	UZ	2000000570	11/30/2012	486.76
88107000	CAP Move-CWIP	UZ	2000000572	11/30/2012	(1.96)
88107000	CAP Move-CWIP	UZ	2000000572	11/30/2012	53.37
88107000	CAP Move-CWIP	UZ	2000000572	11/30/2012	(49.63)
88107000	CAP Move-CWIP	UZ	2000000574	11/30/2012	(2.45)
88107000	CAP Move-CWIP	UZ	2000000574	11/30/2012	16.75
88107000	CAP Move-CWIP	UZ	2000000574	11/30/2012	6.70
88107000	CAP Move-CWIP	UZ	2000000574	11/30/2012	482.30
88107000	CAP Move-CWIP	UZ	2000000581	11/30/2012	(112.47)
88107000	CAP Move-CWIP	UZ	2000000581	11/30/2012	44.43
88107000	CAP Move-CWIP	UZ	2000000555	11/30/2012	5.15
88107000	CAP Move-CWIP	UZ	2000000558	11/30/2012	3.95
88107000	CAP Move-CWIP	UZ	2000000555	11/30/2012	45.33
88107000	CAP Move-CWIP	UZ	2000000558	11/30/2012	34.78
88107000	CAP Move-CWIP	UZ	2000000555	11/30/2012	2,043.43
88107000	CAP Move-CWIP	UZ	2000000558	11/30/2012	2,663.76
88107000	CAP Move-CWIP	UZ	2000000572	11/30/2012	0.33
88107000	CAP Move-CWIP	UZ	2000000572	11/30/2012	94.63
88107000	CAP Move-CWIP	UZ	2000000574	11/30/2012	(121.35)
88107000	CAP Move-CWIP	UZ	2000000581	11/30/2012	16,484.97
88107000	CAP Move-CWIP	UZ	2000000558	11/30/2012	3,272.25
88107000	CAP Move-CWIP	UZ	2000000558	11/30/2012	2,510.22
88107000	CAP Move-CWIP	UZ	2000000570	11/30/2012	15,907.87
88107000	CAP Move-CWIP	UZ	2000000572	11/30/2012	(110.93)
88107000	CAP Move-CWIP	UZ	2000000574	11/30/2012	105.16
88107000	CAP Move-CWIP	UZ	2000000555	11/30/2012	18.98
88107000	CAP Move-CWIP	UZ	2000000558	11/30/2012	24.74
88107000	CAP Move-CWIP	UZ	2000000555	11/30/2012	78.06
88107000	CAP Move-CWIP	UZ	2000000555	11/30/2012	101.75
88107000	CAP Move-CWIP	UZ	2000000570	11/30/2012	744.64
88107000	CAP Move-CWIP	UZ	2000000570	11/30/2012	268.16
88107000	CAP Move-CWIP	UZ	2000000570	11/30/2012	9.79
88107000	CAP Move-CWIP	UZ	2000000570	11/30/2012	(3.22)
88107000	CAP Move-CWIP	UZ	2000000570	11/30/2012	13.82
88107000	CAP Move-CWIP	UZ	2000000570	11/30/2012	39.86
88107000	CAP Move-CWIP	UZ	2000000570	11/30/2012	(148.14)
88107000	CAP Move-CWIP	UZ	2000000572	11/30/2012	89.73
88107000	CAP Move-CWIP	UZ	2000000572	11/30/2012	(1.01)
88107000	CAP Move-CWIP	UZ	2000000574	11/30/2012	483.14
88107000	CAP Move-CWIP	UZ	2000000574	11/30/2012	(2.45)
88107000	CAP Move-CWIP	UZ	2000000574	11/30/2012	51.37
88107000	CAP Move-CWIP	UZ	2000000574	11/30/2012	32.05
88107000	CAP Move-CWIP	UZ	2000000574	11/30/2012	142.43
88107000	CAP Move-CWIP	UZ	2000000581	11/30/2012	25.36

## Kentucky American Water Company

Case No. 2012-00520

Response to PSC DR1, Item 31

Account	Description	Doc Type	Document Number	Posting Date	Amount
88107000	CAP Move-CWIP	UZ	2000000581	11/30/2012	(49.63)
88107000	CAP Move-CWIP	UZ	2000000581	11/30/2012	(1.96)
88107000	CAP Move-CWIP	UZ	2000000558	11/30/2012	643.19
88107000	CAP Move-CWIP	UZ	2000000558	11/30/2012	493.40
88107000	CAP Move-CWIP	UZ	2000000555	11/30/2012	9.84
88107000	CAP Move-CWIP	UZ	2000000558	11/30/2012	12.83
88107000	CAP Move-CWIP	UZ	2000000555	11/30/2012	9.58
88107000	CAP Move-CWIP	UZ	2000000558	11/30/2012	7.35
88107000	CAP Move-CWIP	UZ	2000000555	11/30/2012	20.17
88107000	CAP Move-CWIP	UZ	2000000558	11/30/2012	15.48
88107000	CAP Move-CWIP	UZ	2000000555	11/30/2012	1,244.96
88107000	CAP Move-CWIP	UZ	2000000558	11/30/2012	1,622.90
88107000	CAP Move-CWIP	UZ	2000000572	11/30/2012	1,466.25
88107000	CAP Move-CWIP	UZ	2000000558	11/30/2012	203.74
88107000	CAP Move-CWIP	UZ	2000000558	11/30/2012	265.59
88107000	CAP Move-CWIP	UZ	2000000570	11/30/2012	0.52
88107000	CAP Move-CWIP	UZ	2000000572	11/30/2012	1.09
88107000	CAP Move-CWIP	UZ	2000000572	11/30/2012	(0.22)
88107000	CAP Move-CWIP	UZ	2000000572	11/30/2012	7.10
88107000	CAP Move-CWIP	UZ	2000000581	11/30/2012	0.65
88107000	CAP Move-CWIP	UZ	2000000570	11/30/2012	561.41
88107000	CAP Move-CWIP	UN	2000000588	11/30/2012	(561.41)
88107000	CAP Move-CWIP	UZ	2000000572	11/30/2012	1.17
88107000	CAP Move-CWIP	UZ	2000000574	11/30/2012	(21.46)
88107000	CAP Move-CWIP	UZ	2000000581	11/30/2012	(3.79)
88107000	CAP Move-CWIP	UN	2000000588	11/30/2012	24.08
88107000	CAP Move-CWIP	UZ	2000000572	11/30/2012	3.36
88107000	CAP Move-CWIP	UN	2000000588	11/30/2012	(3.36)
88107000	CAP Move-CWIP	UZ	2000000570	11/30/2012	(1.25)
88107000	CAP Move-CWIP	UZ	2000000570	11/30/2012	(0.15)
88107000	CAP Move-CWIP	UZ	2000000570	11/30/2012	(0.05)
88107000	CAP Move-CWIP	UZ	2000000570	11/30/2012	1.03
88107000	CAP Move-CWIP	UZ	2000000570	11/30/2012	3.52
88107000	CAP Move-CWIP	UZ	2000000570	11/30/2012	30.24
88107000	CAP Move-CWIP	UZ	2000000570	11/30/2012	(0.24)
88107000	CAP Move-CWIP	UZ	2000000570	11/30/2012	39.52
88107000	CAP Move-CWIP	UZ	2000000572	11/30/2012	35.88
88107000	CAP Move-CWIP	UZ	2000000572	11/30/2012	6.04
88107000	CAP Move-CWIP	UZ	2000000572	11/30/2012	10.38
88107000	CAP Move-CWIP	UZ	2000000572	11/30/2012	22.84
88107000	CAP Move-CWIP	UZ	2000000572	11/30/2012	30.15
88107000	CAP Move-CWIP	UZ	2000000572	11/30/2012	(0.67)
88107000	CAP Move-CWIP	UZ	2000000572	11/30/2012	(10.79)
88107000	CAP Move-CWIP	UZ	2000000574	11/30/2012	(0.03)
88107000	CAP Move-CWIP	UZ	2000000574	11/30/2012	(0.46)
88107000	CAP Move-CWIP	UZ	2000000574	11/30/2012	25.82
88107000	CAP Move-CWIP	UZ	2000000581	11/30/2012	323.11
88107000	CAP Move-CWIP	UN	2000000588	11/30/2012	(514.89)
88107000	CAP Move-CWIP	UZ	2000000570	11/30/2012	108.95
88107000	CAP Move-CWIP	UZ	2000000570	11/30/2012	0.91
88107000	CAP Move-CWIP	UZ	2000000570	11/30/2012	5.08
88107000	CAP Move-CWIP	UZ	2000000570	11/30/2012	(0.81)
88107000	CAP Move-CWIP	UZ	2000000570	11/30/2012	(0.49)

## Kentucky American Water Company

Case No. 2012-00520

Response to PSC DR1, Item 31

Account	Description	Doc Type	Document Number	Posting Date	Amount
88107000	CAP Move-CWIP	UZ	2000000570	11/30/2012	16.47
88107000	CAP Move-CWIP	UZ	2000000570	11/30/2012	0.04
88107000	CAP Move-CWIP	UZ	2000000572	11/30/2012	10.10
88107000	CAP Move-CWIP	UZ	2000000572	11/30/2012	(2.57)
88107000	CAP Move-CWIP	UZ	2000000572	11/30/2012	(0.11)
88107000	CAP Move-CWIP	UZ	2000000572	11/30/2012	(0.45)
88107000	CAP Move-CWIP	UZ	2000000572	11/30/2012	1.31
88107000	CAP Move-CWIP	UZ	2000000574	11/30/2012	7.92
88107000	CAP Move-CWIP	UZ	2000000574	11/30/2012	12.71
88107000	CAP Move-CWIP	UZ	2000000574	11/30/2012	(5.93)
88107000	CAP Move-CWIP	UZ	2000000574	11/30/2012	(10.07)
88107000	CAP Move-CWIP	UZ	2000000574	11/30/2012	(1.85)
88107000	CAP Move-CWIP	UZ	2000000574	11/30/2012	7.02
88107000	CAP Move-CWIP	UZ	2000000574	11/30/2012	2.06
88107000	CAP Move-CWIP	UZ	2000000581	11/30/2012	(1.30)
88107000	CAP Move-CWIP	UN	2000000588	11/30/2012	(148.99)
88107000	CAP Move-CWIP	UZ	2000000558	11/30/2012	7.75
88107000	CAP Move-CWIP	UZ	2000000558	11/30/2012	10.10
88107000	CAP Move-CWIP	UZ	2000000570	11/30/2012	(3.73)
88107000	CAP Move-CWIP	UZ	2000000570	11/30/2012	(1.27)
88107000	CAP Move-CWIP	UZ	2000000572	11/30/2012	(11.60)
88107000	CAP Move-CWIP	UZ	2000000572	11/30/2012	(50.98)
88107000	CAP Move-CWIP	UZ	2000000574	11/30/2012	5.48
88107000	CAP Move-CWIP	UZ	2000000555	11/30/2012	10.11
88107000	CAP Move-CWIP	UZ	2000000555	11/30/2012	13.18
88107000	CAP Move-CWIP	UZ	2000000570	11/30/2012	(564.17)
88107000	CAP Move-CWIP	UZ	2000000570	11/30/2012	(5.99)
88107000	CAP Move-CWIP	UZ	2000000570	11/30/2012	(115.96)
88107000	CAP Move-CWIP	UZ	2000000572	11/30/2012	(1.65)
88107000	CAP Move-CWIP	UZ	2000000574	11/30/2012	(41.45)
88107000	CAP Move-CWIP	UZ	2000000555	11/30/2012	12.69
88107000	CAP Move-CWIP	UZ	2000000558	11/30/2012	9.73
88107000	CAP Move-CWIP	UZ	2000000555	11/30/2012	12.01
88107000	CAP Move-CWIP	UZ	2000000555	11/30/2012	15.65
88107000	CAP Move-CWIP	UZ	2000000581	11/30/2012	(67.08)
88107000	CAP Move-CWIP	UZ	2000000555	11/30/2012	23.54
88107000	CAP Move-CWIP	UZ	2000000558	11/30/2012	30.68
88107000	CAP Move-CWIP	UZ	2000000555	11/30/2012	404.73
88107000	CAP Move-CWIP	UZ	2000000558	11/30/2012	527.60
88107000	CAP Move-CWIP	UZ	2000000572	11/30/2012	(71.01)
88107000	CAP Move-CWIP	UZ	2000000574	11/30/2012	2,500.65
88107000	CAP Move-CWIP	UZ	2000000555	11/30/2012	3.53
88107000	CAP Move-CWIP	UZ	2000000555	11/30/2012	2.71
88107000	CAP Move-CWIP	UZ	2000000558	11/30/2012	1.74
88107000	CAP Move-CWIP	UZ	2000000558	11/30/2012	1.34
88107000	CAP Move-CWIP	UZ	2000000555	11/30/2012	0.01
88107000	CAP Move-CWIP	UZ	2000000558	11/30/2012	0.01
88107000	CAP Move-CWIP	UZ	2000000558	11/30/2012	2.11
88107000	CAP Move-CWIP	UZ	2000000558	11/30/2012	2.76
88107000	CAP Move-CWIP	UZ	2000000574	11/30/2012	(12.08)
88107000	CAP Move-CWIP	UZ	2000000572	11/30/2012	(0.95)
88107000	CAP Move-CWIP	UN	2000000588	11/30/2012	0.95
88107000	CAP Move-CWIP	UZ	2000000555	11/30/2012	2.05

## Kentucky American Water Company

Case No. 2012-00520

Response to PSC DR1, Item 31

Account	Description	Doc Type	Document Number	Posting Date	Amount
88107000	CAP Move-CWIP	UZ	2000000558	11/30/2012	2.67
88107000	CAP Move-CWIP	UZ	2000000555	11/30/2012	7.88
88107000	CAP Move-CWIP	UZ	2000000558	11/30/2012	10.28
88107000	CAP Move-CWIP	UZ	2000000570	11/30/2012	8.33
88107000	CAP Move-CWIP	UZ	2000000570	11/30/2012	0.08
88107000	CAP Move-CWIP	UZ	2000000570	11/30/2012	(0.28)
88107000	CAP Move-CWIP	UZ	2000000570	11/30/2012	(1.40)
88107000	CAP Move-CWIP	UZ	2000000570	11/30/2012	(1.40)
88107000	CAP Move-CWIP	UZ	2000000570	11/30/2012	6.96
88107000	CAP Move-CWIP	UZ	2000000572	11/30/2012	(1.69)
88107000	CAP Move-CWIP	UZ	2000000572	11/30/2012	94.34
88107000	CAP Move-CWIP	UZ	2000000581	11/30/2012	6.44
88107000	CAP Move-CWIP	UZ	2000000581	11/30/2012	(22.06)
88107000	CAP Move-CWIP	UN	2000000588	11/30/2012	(89.32)
88107000	CAP Move-CWIP	UZ	2000000555	11/30/2012	1.36
88107000	CAP Move-CWIP	UZ	2000000558	11/30/2012	1.77
88107000	CAP Move-CWIP	UZ	2000000574	11/30/2012	4.02
88107000	CAP Move-CWIP	UN	2000000588	11/30/2012	(4.02)
88107000	CAP Move-CWIP	UZ	2000000558	11/30/2012	19.61
88107000	CAP Move-CWIP	UZ	2000000558	11/30/2012	15.04
88107000	CAP Move-CWIP	UZ	2000000570	11/30/2012	22.97
88107000	CAP Move-CWIP	UZ	2000000570	11/30/2012	33.33
88107000	CAP Move-CWIP	UZ	2000000570	11/30/2012	(37.22)
88107000	CAP Move-CWIP	UZ	2000000570	11/30/2012	(0.47)
88107000	CAP Move-CWIP	UZ	2000000570	11/30/2012	20.24
88107000	CAP Move-CWIP	UZ	2000000572	11/30/2012	3.22
88107000	CAP Move-CWIP	UZ	2000000572	11/30/2012	(1.47)
88107000	CAP Move-CWIP	UZ	2000000572	11/30/2012	53.28
88107000	CAP Move-CWIP	UZ	2000000572	11/30/2012	17.66
88107000	CAP Move-CWIP	UZ	2000000572	11/30/2012	342.91
88107000	CAP Move-CWIP	UZ	2000000572	11/30/2012	1,182.82
88107000	CAP Move-CWIP	UZ	2000000574	11/30/2012	(1.83)
88107000	CAP Move-CWIP	UZ	2000000574	11/30/2012	(84.35)
88107000	CAP Move-CWIP	UZ	2000000581	11/30/2012	17.91
88107000	CAP Move-CWIP	UZ	2000000581	11/30/2012	5.02
88107000	CAP Move-CWIP	UZ	2000000570	11/30/2012	0.04
88107000	CAP Move-CWIP	UZ	2000000570	11/30/2012	13.18
88107000	CAP Move-CWIP	UZ	2000000572	11/30/2012	1.29
88107000	CAP Move-CWIP	UZ	2000000574	11/30/2012	9.45
88107000	CAP Move-CWIP	UZ	2000000581	11/30/2012	0.25
88107000	CAP Move-CWIP	UN	2000000588	11/30/2012	(24.21)
88107000	CAP Move-CWIP	UZ	2000000570	11/30/2012	(5.87)
88107000	CAP Move-CWIP	UZ	2000000570	11/30/2012	(148.88)
88107000	CAP Move-CWIP	UZ	2000000570	11/30/2012	70.66
88107000	CAP Move-CWIP	UZ	2000000570	11/30/2012	21.89
88107000	CAP Move-CWIP	UZ	2000000572	11/30/2012	39.29
88107000	CAP Move-CWIP	UZ	2000000572	11/30/2012	50.68
88107000	CAP Move-CWIP	UZ	2000000572	11/30/2012	(7.32)
88107000	CAP Move-CWIP	UZ	2000000572	11/30/2012	70.94
88107000	CAP Move-CWIP	UZ	2000000572	11/30/2012	20.08
88107000	CAP Move-CWIP	UZ	2000000572	11/30/2012	12.86
88107000	CAP Move-CWIP	UZ	2000000574	11/30/2012	(339.82)
88107000	CAP Move-CWIP	UZ	2000000574	11/30/2012	(1.88)

## Kentucky American Water Company

Case No. 2012-00520

Response to PSC DR1, Item 31

Account	Description	Doc Type	Document Number	Posting Date	Amount
88107000	CAP Move-CWIP	UZ	2000000581	11/30/2012	133.30
88107000	CAP Move-CWIP	UZ	2000000581	11/30/2012	1,451.13
88107000	CAP Move-CWIP	UN	2000000588	11/30/2012	(1,367.06)
88107000	CAP Move-CWIP	UZ	2000000570	11/30/2012	1.99
88107000	CAP Move-CWIP	UZ	2000000570	11/30/2012	5.89
88107000	CAP Move-CWIP	UZ	2000000572	11/30/2012	10.72
88107000	CAP Move-CWIP	UZ	2000000572	11/30/2012	127.98
88107000	CAP Move-CWIP	UZ	2000000572	11/30/2012	(0.49)
88107000	CAP Move-CWIP	UZ	2000000572	11/30/2012	(0.61)
88107000	CAP Move-CWIP	UZ	2000000572	11/30/2012	(30.05)
88107000	CAP Move-CWIP	UZ	2000000572	11/30/2012	(0.16)
88107000	CAP Move-CWIP	UZ	2000000572	11/30/2012	11.83
88107000	CAP Move-CWIP	UZ	2000000574	11/30/2012	3.27
88107000	CAP Move-CWIP	UZ	2000000581	11/30/2012	11.11
88107000	CAP Move-CWIP	UZ	2000000581	11/30/2012	(12.41)
88107000	CAP Move-CWIP	UZ	2000000581	11/30/2012	1.07
88107000	CAP Move-CWIP	UZ	2000000581	11/30/2012	1.67
88107000	CAP Move-CWIP	UN	2000000588	11/30/2012	(131.81)
88107000	CAP Move-CWIP	UZ	2000000570	11/30/2012	(0.98)
88107000	CAP Move-CWIP	UZ	2000000570	11/30/2012	(0.31)
88107000	CAP Move-CWIP	UZ	2000000570	11/30/2012	(58.15)
88107000	CAP Move-CWIP	UZ	2000000570	11/30/2012	(24.81)
88107000	CAP Move-CWIP	UZ	2000000570	11/30/2012	3.34
88107000	CAP Move-CWIP	UZ	2000000570	11/30/2012	215.17
88107000	CAP Move-CWIP	UZ	2000000572	11/30/2012	2.14
88107000	CAP Move-CWIP	UZ	2000000572	11/30/2012	11.77
88107000	CAP Move-CWIP	UZ	2000000572	11/30/2012	6.55
88107000	CAP Move-CWIP	UZ	2000000572	11/30/2012	20.29
88107000	CAP Move-CWIP	UZ	2000000574	11/30/2012	(1.21)
88107000	CAP Move-CWIP	UZ	2000000574	11/30/2012	22.22
88107000	CAP Move-CWIP	UZ	2000000574	11/30/2012	3.40
88107000	CAP Move-CWIP	UZ	2000000581	11/30/2012	19.31
88107000	CAP Move-CWIP	UN	2000000588	11/30/2012	(218.73)
88107000	CAP Move-CWIP	UZ	2000000572	11/30/2012	(32.35)
88107000	CAP Move-CWIP	UZ	2000000572	11/30/2012	22.04
88107000	CAP Move-CWIP	UZ	2000000572	11/30/2012	(2.43)
88107000	CAP Move-CWIP	UZ	2000000572	11/30/2012	(5.81)
88107000	CAP Move-CWIP	UZ	2000000574	11/30/2012	3.10
88107000	CAP Move-CWIP	UZ	2000000581	11/30/2012	2.28
88107000	CAP Move-CWIP	UN	2000000588	11/30/2012	13.17
88107000	CAP Move-CWIP	UZ	2000000570	11/30/2012	30.76
88107000	CAP Move-CWIP	UN	2000000588	11/30/2012	(30.76)
88107000	CAP Move-CWIP	UZ	2000000572	11/30/2012	(18.90)
88107000	CAP Move-CWIP	UZ	2000000572	11/30/2012	(1.43)
88107000	CAP Move-CWIP	UZ	2000000572	11/30/2012	(1.45)
88107000	CAP Move-CWIP	UZ	2000000574	11/30/2012	30.77
88107000	CAP Move-CWIP	UZ	2000000581	11/30/2012	(1.02)
88107000	CAP Move-CWIP	UZ	2000000581	11/30/2012	(2.79)
88107000	CAP Move-CWIP	UN	2000000588	11/30/2012	(5.18)
88107000	CAP Move-CWIP	UZ	2000000574	11/30/2012	97.35
88107000	CAP Move-CWIP	UN	2000000588	11/30/2012	(97.35)
88107000	CAP Move-CWIP	UZ	2000000570	11/30/2012	97.91
88107000	CAP Move-CWIP	UN	2000000588	11/30/2012	(97.91)

## Kentucky American Water Company

Case No. 2012-00520

Response to PSC DR1, Item 31

Account	Description	Doc Type	Document Number	Posting Date	Amount
88107000	CAP Move-CWIP	UZ	2000000570	11/30/2012	1,562.48
88107000	CAP Move-CWIP	UZ	2000000572	11/30/2012	97.82
88107000	CAP Move-CWIP	UN	2000000588	11/30/2012	(1,660.30)
88107000	CAP Move-CWIP	UZ	2000000570	11/30/2012	33.59
88107000	CAP Move-CWIP	UZ	2000000573	11/30/2012	1.88
88107000	CAP Move-CWIP	UN	2000000588	11/30/2012	(35.47)
88107000	CAP Move-CWIP	UZ	2000000570	11/30/2012	32.99
88107000	CAP Move-CWIP	UZ	2000000574	11/30/2012	1.88
88107000	CAP Move-CWIP	UN	2000000588	11/30/2012	(34.87)
88107000	CAP Move-CWIP	UZ	2000000570	11/30/2012	39.51
88107000	CAP Move-CWIP	UZ	2000000574	11/30/2012	1.88
88107000	CAP Move-CWIP	UN	2000000588	11/30/2012	(41.39)
88107000	CAP Move-CWIP	UZ	2000000581	11/30/2012	92.39
88107000	CAP Move-CWIP	UN	2000000588	11/30/2012	(92.39)
88107000	CAP Move-CWIP	UZ	2000000574	11/30/2012	67.88
88107000	CAP Move-CWIP	UN	2000000588	11/30/2012	(67.88)
88107000	CAP Move-CWIP	UZ	2000000574	11/30/2012	90.65
88107000	CAP Move-CWIP	UN	2000000588	11/30/2012	(90.65)
88107000	CAP Move-CWIP	UZ	2000000570	11/30/2012	9.14
88107000	CAP Move-CWIP	UZ	2000000570	11/30/2012	80.06
88107000	CAP Move-CWIP	UZ	2000000570	11/30/2012	4.05
88107000	CAP Move-CWIP	UZ	2000000572	11/30/2012	(38.04)
88107000	CAP Move-CWIP	UZ	2000000574	11/30/2012	2.91
88107000	CAP Move-CWIP	UZ	2000000574	11/30/2012	29.89
88107000	CAP Move-CWIP	UZ	2000000574	11/30/2012	0.73
88107000	CAP Move-CWIP	UN	2000000588	11/30/2012	(88.74)
88107000	CAP Move-CWIP	UZ	2000000570	11/30/2012	(0.20)
88107000	CAP Move-CWIP	UZ	2000000570	11/30/2012	85.43
88107000	CAP Move-CWIP	UZ	2000000570	11/30/2012	3.46
88107000	CAP Move-CWIP	UZ	2000000570	11/30/2012	(38.00)
88107000	CAP Move-CWIP	UZ	2000000570	11/30/2012	26.41
88107000	CAP Move-CWIP	UZ	2000000572	11/30/2012	0.49
88107000	CAP Move-CWIP	UZ	2000000581	11/30/2012	2.61
88107000	CAP Move-CWIP	UN	2000000588	11/30/2012	(80.20)
88107000	CAP Move-CWIP	UZ	2000000570	11/30/2012	4.04
88107000	CAP Move-CWIP	UZ	2000000570	11/30/2012	29.85
88107000	CAP Move-CWIP	UZ	2000000572	11/30/2012	118.20
88107000	CAP Move-CWIP	UZ	2000000572	11/30/2012	(38.04)
88107000	CAP Move-CWIP	UZ	2000000572	11/30/2012	0.73
88107000	CAP Move-CWIP	UZ	2000000581	11/30/2012	2.91
88107000	CAP Move-CWIP	UN	2000000588	11/30/2012	(117.69)
88107000	CAP Move-CWIP	UZ	2000000570	11/30/2012	(0.08)
88107000	CAP Move-CWIP	UZ	2000000570	11/30/2012	0.30
88107000	CAP Move-CWIP	UZ	2000000572	11/30/2012	0.35
88107000	CAP Move-CWIP	UZ	2000000572	11/30/2012	22.36
88107000	CAP Move-CWIP	UZ	2000000572	11/30/2012	2.65
88107000	CAP Move-CWIP	UZ	2000000574	11/30/2012	2.05
88107000	CAP Move-CWIP	UN	2000000588	11/30/2012	(27.63)
88107000	CAP Move-CWIP	UZ	2000000555	11/30/2012	7.76
88107000	CAP Move-CWIP	UZ	2000000558	11/30/2012	10.12
88107000	CAP Move-CWIP	UZ	2000000570	11/30/2012	2.35
88107000	CAP Move-CWIP	UZ	2000000570	11/30/2012	26.89
88107000	CAP Move-CWIP	UZ	2000000570	11/30/2012	1.89



## Kentucky American Water Company

Case No. 2012-00520

Response to PSC DR1, Item 31

Account	Description	Doc Type	Document Number	Posting Date	Amount
88107000	CAP Move-CWIP	UZ	2000000570	11/30/2012	(0.28)
88107000	CAP Move-CWIP	UZ	2000000572	11/30/2012	3.70
88107000	CAP Move-CWIP	UZ	2000000572	11/30/2012	0.33
88107000	CAP Move-CWIP	UZ	2000000574	11/30/2012	79.77
88107000	CAP Move-CWIP	UZ	2000000570	11/30/2012	(1.86)
88107000	CAP Move-CWIP	UZ	2000000570	11/30/2012	3.67
88107000	CAP Move-CWIP	UZ	2000000570	11/30/2012	(12.88)
88107000	CAP Move-CWIP	UZ	2000000570	11/30/2012	18.51
88107000	CAP Move-CWIP	UZ	2000000570	11/30/2012	18.06
88107000	CAP Move-CWIP	UZ	2000000570	11/30/2012	376.87
88107000	CAP Move-CWIP	UZ	2000000570	11/30/2012	(0.10)
88107000	CAP Move-CWIP	UZ	2000000570	11/30/2012	(2.73)
88107000	CAP Move-CWIP	UZ	2000000572	11/30/2012	(1.47)
88107000	CAP Move-CWIP	UZ	2000000572	11/30/2012	(0.01)
88107000	CAP Move-CWIP	UZ	2000000572	11/30/2012	2.66
88107000	CAP Move-CWIP	UZ	2000000572	11/30/2012	13.35
88107000	CAP Move-CWIP	UZ	2000000572	11/30/2012	19.58
88107000	CAP Move-CWIP	UZ	2000000572	11/30/2012	(84.73)
88107000	CAP Move-CWIP	UZ	2000000572	11/30/2012	3.33
88107000	CAP Move-CWIP	UZ	2000000572	11/30/2012	2,119.81
88107000	CAP Move-CWIP	UZ	2000000574	11/30/2012	(37.22)
88107000	CAP Move-CWIP	UZ	2000000574	11/30/2012	(0.09)
88107000	CAP Move-CWIP	UZ	2000000574	11/30/2012	5.28
88107000	CAP Move-CWIP	UZ	2000000574	11/30/2012	36.25
88107000	CAP Move-CWIP	UZ	2000000581	11/30/2012	(1.71)
88107000	CAP Move-CWIP	UN	2000000588	11/30/2012	(2,474.57)
88107000	CAP Move-CWIP	UZ	2000000570	11/30/2012	3.55
88107000	CAP Move-CWIP	UZ	2000000570	11/30/2012	(26.67)
88107000	CAP Move-CWIP	UZ	2000000572	11/30/2012	98.75
88107000	CAP Move-CWIP	UZ	2000000572	11/30/2012	0.03
88107000	CAP Move-CWIP	UZ	2000000572	11/30/2012	(1.94)
88107000	CAP Move-CWIP	UZ	2000000572	11/30/2012	0.25
88107000	CAP Move-CWIP	UZ	2000000574	11/30/2012	4.71
88107000	CAP Move-CWIP	UN	2000000588	11/30/2012	(78.68)
88107000	CAP Move-CWIP	UZ	2000000570	11/30/2012	9.82
88107000	CAP Move-CWIP	UZ	2000000570	11/30/2012	18.04
88107000	CAP Move-CWIP	UZ	2000000570	11/30/2012	214.17
88107000	CAP Move-CWIP	UZ	2000000570	11/30/2012	(0.47)
88107000	CAP Move-CWIP	UZ	2000000570	11/30/2012	50.17
88107000	CAP Move-CWIP	UZ	2000000570	11/30/2012	22.87
88107000	CAP Move-CWIP	UZ	2000000572	11/30/2012	(1.47)
88107000	CAP Move-CWIP	UZ	2000000572	11/30/2012	33.33
88107000	CAP Move-CWIP	UZ	2000000572	11/30/2012	366.35
88107000	CAP Move-CWIP	UZ	2000000572	11/30/2012	(1.83)
88107000	CAP Move-CWIP	UZ	2000000572	11/30/2012	5.02
88107000	CAP Move-CWIP	UZ	2000000574	11/30/2012	(84.35)
88107000	CAP Move-CWIP	UZ	2000000581	11/30/2012	(37.22)
88107000	CAP Move-CWIP	UZ	2000000581	11/30/2012	26.47
88107000	CAP Move-CWIP	UZ	2000000581	11/30/2012	3.22
88107000	CAP Move-CWIP	UN	2000000588	11/30/2012	(624.12)
88107000	CAP Move-CWIP	UZ	2000000572	11/30/2012	(0.27)
88107000	CAP Move-CWIP	UN	2000000588	11/30/2012	0.27
88107000	CAP Move-CWIP	UZ	2000000570	11/30/2012	26.15

## Kentucky American Water Company

Case No. 2012-00520

Response to PSC DR1, Item 31

Account	Description	Doc Type	Document Number	Posting Date	Amount
88107000	CAP Move-CWIP	UZ	2000000570	11/30/2012	6.70
88107000	CAP Move-CWIP	UZ	2000000570	11/30/2012	13.10
88107000	CAP Move-CWIP	UZ	2000000572	11/30/2012	56.26
88107000	CAP Move-CWIP	UZ	2000000572	11/30/2012	(2.45)
88107000	CAP Move-CWIP	UZ	2000000572	11/30/2012	25.93
88107000	CAP Move-CWIP	UZ	2000000572	11/30/2012	(1.96)
88107000	CAP Move-CWIP	UZ	2000000572	11/30/2012	56.00
88107000	CAP Move-CWIP	UZ	2000000572	11/30/2012	53.24
88107000	CAP Move-CWIP	UZ	2000000574	11/30/2012	4.29
88107000	CAP Move-CWIP	UZ	2000000574	11/30/2012	(0.63)
88107000	CAP Move-CWIP	UZ	2000000574	11/30/2012	(49.63)
88107000	CAP Move-CWIP	UZ	2000000581	11/30/2012	433.73
88107000	CAP Move-CWIP	UZ	2000000581	11/30/2012	(112.47)
88107000	CAP Move-CWIP	UZ	2000000581	11/30/2012	44.43
88107000	CAP Move-CWIP	UN	2000000588	11/30/2012	(552.69)
88107000	CAP Move-CWIP	UZ	2000000572	11/30/2012	(0.27)
88107000	CAP Move-CWIP	UN	2000000588	11/30/2012	0.27
88107000	CAP Move-CWIP	UZ	2000000570	11/30/2012	(5.50)
88107000	CAP Move-CWIP	UZ	2000000574	11/30/2012	4.65
88107000	CAP Move-CWIP	UN	2000000588	11/30/2012	0.85
88107000	CAP Move-CWIP	UZ	2000000558	11/30/2012	195.67
88107000	CAP Move-CWIP	UZ	2000000558	11/30/2012	255.07
88107000	CAP Move-CWIP	UZ	2000000570	11/30/2012	1,226.11
88107000	CAP Move-CWIP	UZ	2000000570	11/30/2012	100.74
88107000	CAP Move-CWIP	UZ	2000000570	11/30/2012	41.69
88107000	CAP Move-CWIP	UZ	2000000570	11/30/2012	(6.11)
88107000	CAP Move-CWIP	UZ	2000000570	11/30/2012	(281.17)
88107000	CAP Move-CWIP	UZ	2000000572	11/30/2012	111.08
88107000	CAP Move-CWIP	UZ	2000000572	11/30/2012	10.72
88107000	CAP Move-CWIP	UZ	2000000572	11/30/2012	(4.89)
88107000	CAP Move-CWIP	UZ	2000000572	11/30/2012	888.93
88107000	CAP Move-CWIP	UZ	2000000572	11/30/2012	(124.07)
88107000	CAP Move-CWIP	UZ	2000000572	11/30/2012	(1.56)
88107000	CAP Move-CWIP	UZ	2000000572	11/30/2012	16.73
88107000	CAP Move-CWIP	UZ	2000000572	11/30/2012	67.99
88107000	CAP Move-CWIP	UZ	2000000572	11/30/2012	155.16
88107000	CAP Move-CWIP	UZ	2000000574	11/30/2012	116.37
88107000	CAP Move-CWIP	UZ	2000000558	11/30/2012	41.69
88107000	CAP Move-CWIP	UZ	2000000558	11/30/2012	31.98
88107000	CAP Move-CWIP	UZ	2000000570	11/30/2012	11.77
88107000	CAP Move-CWIP	UZ	2000000570	11/30/2012	(1.21)
88107000	CAP Move-CWIP	UZ	2000000570	11/30/2012	(0.98)
88107000	CAP Move-CWIP	UZ	2000000570	11/30/2012	6.55
88107000	CAP Move-CWIP	UZ	2000000572	11/30/2012	22.22
88107000	CAP Move-CWIP	UZ	2000000572	11/30/2012	(61.56)
88107000	CAP Move-CWIP	UZ	2000000572	11/30/2012	2.14
88107000	CAP Move-CWIP	UZ	2000000572	11/30/2012	36.61
88107000	CAP Move-CWIP	UZ	2000000572	11/30/2012	26.31
88107000	CAP Move-CWIP	UZ	2000000574	11/30/2012	(0.31)
88107000	CAP Move-CWIP	UZ	2000000574	11/30/2012	(24.81)
88107000	CAP Move-CWIP	UZ	2000000574	11/30/2012	222.31
88107000	CAP Move-CWIP	UZ	2000000574	11/30/2012	3.34
88107000	CAP Move-CWIP	UZ	2000000581	11/30/2012	11.19

## Kentucky American Water Company

Case No. 2012-00520

Response to PSC DR1, Item 31

Account	Description	Doc Type	Document Number	Posting Date	Amount
88107000	CAP Move-CWIP	UZ	2000000558	11/30/2012	55.93
88107000	CAP Move-CWIP	UZ	2000000558	11/30/2012	72.91
88107000	CAP Move-CWIP	UZ	2000000570	11/30/2012	(18.84)
88107000	CAP Move-CWIP	UZ	2000000572	11/30/2012	(570.82)
88107000	CAP Move-CWIP	UZ	2000000572	11/30/2012	(10.19)
88107000	CAP Move-CWIP	UZ	2000000572	11/30/2012	9.79
88107000	CAP Move-CWIP	UZ	2000000574	11/30/2012	2.67
88107000	CAP Move-CWIP	UZ	2000000574	11/30/2012	15.49
88107000	CAP Move-CWIP	UZ	2000000555	11/30/2012	84.46
88107000	CAP Move-CWIP	UZ	2000000558	11/30/2012	110.10
88107000	CAP Move-CWIP	UZ	2000000570	11/30/2012	1.83
88107000	CAP Move-CWIP	UZ	2000000570	11/30/2012	10.65
88107000	CAP Move-CWIP	UZ	2000000570	11/30/2012	6.73
88107000	CAP Move-CWIP	UZ	2000000572	11/30/2012	(10.19)
88107000	CAP Move-CWIP	UZ	2000000581	11/30/2012	(77.10)
88107000	CAP Move-CWIP	UZ	2000000581	11/30/2012	(811.83)
88107000	CAP Move-CWIP	UZ	2000000558	11/30/2012	232.35
88107000	CAP Move-CWIP	UZ	2000000558	11/30/2012	302.89
88107000	CAP Move-CWIP	UZ	2000000570	11/30/2012	17.78
88107000	CAP Move-CWIP	UZ	2000000570	11/30/2012	(1.47)
88107000	CAP Move-CWIP	UZ	2000000570	11/30/2012	3.22
88107000	CAP Move-CWIP	UZ	2000000570	11/30/2012	(1.83)
88107000	CAP Move-CWIP	UZ	2000000570	11/30/2012	5.02
88107000	CAP Move-CWIP	UZ	2000000570	11/30/2012	(0.47)
88107000	CAP Move-CWIP	UZ	2000000570	11/30/2012	309.84
88107000	CAP Move-CWIP	UZ	2000000572	11/30/2012	18.94
88107000	CAP Move-CWIP	UZ	2000000572	11/30/2012	33.33
88107000	CAP Move-CWIP	UZ	2000000572	11/30/2012	(84.35)
88107000	CAP Move-CWIP	UZ	2000000572	11/30/2012	3,750.15
88107000	CAP Move-CWIP	UZ	2000000572	11/30/2012	339.13
88107000	CAP Move-CWIP	UZ	2000000574	11/30/2012	372.13
88107000	CAP Move-CWIP	UZ	2000000581	11/30/2012	(37.22)
88107000	CAP Move-CWIP	UZ	2000000581	11/30/2012	55.99
88107000	CAP Move-CWIP	UZ	2000000555	11/30/2012	177.77
88107000	CAP Move-CWIP	UZ	2000000558	11/30/2012	231.74
88107000	CAP Move-CWIP	UZ	2000000570	11/30/2012	64.09
88107000	CAP Move-CWIP	UZ	2000000570	11/30/2012	4,682.59
88107000	CAP Move-CWIP	UZ	2000000570	11/30/2012	17.66
88107000	CAP Move-CWIP	UZ	2000000570	11/30/2012	350.34
88107000	CAP Move-CWIP	UZ	2000000570	11/30/2012	28.97
88107000	CAP Move-CWIP	UZ	2000000570	11/30/2012	(37.22)
88107000	CAP Move-CWIP	UZ	2000000570	11/30/2012	(1.47)
88107000	CAP Move-CWIP	UZ	2000000572	11/30/2012	3.22
88107000	CAP Move-CWIP	UZ	2000000572	11/30/2012	5.02
88107000	CAP Move-CWIP	UZ	2000000574	11/30/2012	(1.83)
88107000	CAP Move-CWIP	UZ	2000000574	11/30/2012	(93.86)
88107000	CAP Move-CWIP	UZ	2000000581	11/30/2012	(0.47)
88107000	CAP Move-CWIP	UZ	2000000581	11/30/2012	19.73
88107000	CAP Move-CWIP	UZ	2000000581	11/30/2012	33.33
88107000	CAP Move-CWIP	UZ	2000000555	11/30/2012	112.55
88107000	CAP Move-CWIP	UZ	2000000558	11/30/2012	86.34
88107000	CAP Move-CWIP	UZ	2000000570	11/30/2012	302.83
88107000	CAP Move-CWIP	UZ	2000000570	11/30/2012	146.64

## Kentucky American Water Company

Case No. 2012-00520

Response to PSC DR1, Item 31

Account	Description	Doc Type	Document Number	Posting Date	Amount
88107000	CAP Move-CWIP	UZ	200000570	11/30/2012	15.01
88107000	CAP Move-CWIP	UZ	200000570	11/30/2012	40.86
88107000	CAP Move-CWIP	UZ	200000570	11/30/2012	(46.70)
88107000	CAP Move-CWIP	UZ	200000570	11/30/2012	5.24
88107000	CAP Move-CWIP	UZ	200000572	11/30/2012	(99.26)
88107000	CAP Move-CWIP	UZ	200000572	11/30/2012	(0.98)
88107000	CAP Move-CWIP	UZ	200000572	11/30/2012	95.34
88107000	CAP Move-CWIP	UZ	200000572	11/30/2012	(3.91)
88107000	CAP Move-CWIP	UZ	200000572	11/30/2012	(227.81)
88107000	CAP Move-CWIP	UZ	200000572	11/30/2012	62.53
88107000	CAP Move-CWIP	UZ	200000572	11/30/2012	126.35
88107000	CAP Move-CWIP	UZ	200000572	11/30/2012	(8.25)
88107000	CAP Move-CWIP	UZ	200000574	11/30/2012	(0.60)
88107000	CAP Move-CWIP	UZ	200000574	11/30/2012	1,045.42
88107000	CAP Move-CWIP	UZ	200000574	11/30/2012	119.81
88107000	CAP Move-CWIP	UZ	200000574	11/30/2012	(2.42)
88107000	CAP Move-CWIP	UZ	200000581	11/30/2012	32.98
88107000	CAP Move-CWIP	UZ	200000581	11/30/2012	(5.38)
88107000	CAP Move-CWIP	UZ	200000555	11/30/2012	0.17
88107000	CAP Move-CWIP	UZ	200000555	11/30/2012	0.22
88107000	CAP Move-CWIP	UZ	200000555	11/30/2012	133.30
88107000	CAP Move-CWIP	UZ	200000558	11/30/2012	102.26
88107000	CAP Move-CWIP	UZ	200000570	11/30/2012	15.06
88107000	CAP Move-CWIP	UZ	200000570	11/30/2012	96.08
88107000	CAP Move-CWIP	UZ	200000570	11/30/2012	(5.49)
88107000	CAP Move-CWIP	UZ	200000570	11/30/2012	596.47
88107000	CAP Move-CWIP	UZ	200000572	11/30/2012	54.69
88107000	CAP Move-CWIP	UZ	200000572	11/30/2012	(253.05)
88107000	CAP Move-CWIP	UZ	200000572	11/30/2012	9.65
88107000	CAP Move-CWIP	UZ	200000572	11/30/2012	(1.41)
88107000	CAP Move-CWIP	UZ	200000572	11/30/2012	24.57
88107000	CAP Move-CWIP	UZ	200000574	11/30/2012	99.98
88107000	CAP Move-CWIP	UZ	200000574	11/30/2012	(4.40)
88107000	CAP Move-CWIP	UZ	200000574	11/30/2012	741.48
88107000	CAP Move-CWIP	UZ	200000574	11/30/2012	(111.66)
88107000	CAP Move-CWIP	UZ	200000581	11/30/2012	137.91
88107000	CAP Move-CWIP	UZ	200000581	11/30/2012	1,027.42
88107000	CAP Move-CWIP	UZ	200000558	11/30/2012	0.22
88107000	CAP Move-CWIP	UZ	200000558	11/30/2012	0.17
88107000	CAP Move-CWIP	UZ	200000558	11/30/2012	144.64
88107000	CAP Move-CWIP	UZ	200000558	11/30/2012	188.54
88107000	CAP Move-CWIP	UZ	200000570	11/30/2012	22.61
88107000	CAP Move-CWIP	UZ	200000570	11/30/2012	3.22
88107000	CAP Move-CWIP	UZ	200000570	11/30/2012	(0.47)
88107000	CAP Move-CWIP	UZ	200000570	11/30/2012	(37.22)
88107000	CAP Move-CWIP	UZ	200000570	11/30/2012	(1.47)
88107000	CAP Move-CWIP	UZ	200000570	11/30/2012	1,671.06
88107000	CAP Move-CWIP	UZ	200000570	11/30/2012	11.66
88107000	CAP Move-CWIP	UZ	200000570	11/30/2012	(1.83)
88107000	CAP Move-CWIP	UZ	200000572	11/30/2012	5.02
88107000	CAP Move-CWIP	UZ	200000572	11/30/2012	20.32
88107000	CAP Move-CWIP	UZ	200000572	11/30/2012	353.10
88107000	CAP Move-CWIP	UZ	200000572	11/30/2012	48.81

## Kentucky American Water Company

Case No. 2012-00520

Response to PSC DR1, Item 31

Account	Description	Doc Type	Document Number	Posting Date	Amount
88107000	CAP Move-CWIP	UZ	200000574	11/30/2012	(84.35)
88107000	CAP Move-CWIP	UZ	200000574	11/30/2012	33.33
88107000	CAP Move-CWIP	UZ	200000574	11/30/2012	120.75
88107000	CAP Move-CWIP	UZ	200000558	11/30/2012	0.02
88107000	CAP Move-CWIP	UZ	200000558	11/30/2012	0.03
88107000	CAP Move-CWIP	UZ	200000555	11/30/2012	90.40
88107000	CAP Move-CWIP	UZ	200000558	11/30/2012	69.35
88107000	CAP Move-CWIP	UZ	200000570	11/30/2012	2.14
88107000	CAP Move-CWIP	UZ	200000570	11/30/2012	(0.98)
88107000	CAP Move-CWIP	UZ	200000570	11/30/2012	560.32
88107000	CAP Move-CWIP	UZ	200000572	11/30/2012	6.84
88107000	CAP Move-CWIP	UZ	200000572	11/30/2012	(0.31)
88107000	CAP Move-CWIP	UZ	200000572	11/30/2012	34.50
88107000	CAP Move-CWIP	UZ	200000572	11/30/2012	(24.81)
88107000	CAP Move-CWIP	UZ	200000572	11/30/2012	3.34
88107000	CAP Move-CWIP	UZ	200000572	11/30/2012	107.79
88107000	CAP Move-CWIP	UZ	200000572	11/30/2012	458.65
88107000	CAP Move-CWIP	UZ	200000572	11/30/2012	(1.21)
88107000	CAP Move-CWIP	UZ	200000572	11/30/2012	22.22
88107000	CAP Move-CWIP	UZ	200000574	11/30/2012	35.69
88107000	CAP Move-CWIP	UZ	200000574	11/30/2012	13.65
88107000	CAP Move-CWIP	UZ	200000574	11/30/2012	(56.22)
88107000	CAP Move-CWIP	UZ	200000558	11/30/2012	0.10
88107000	CAP Move-CWIP	UZ	200000558	11/30/2012	0.08
88107000	CAP Move-CWIP	UZ	200000555	11/30/2012	89.34
88107000	CAP Move-CWIP	UZ	200000558	11/30/2012	68.54
88107000	CAP Move-CWIP	UZ	200000570	11/30/2012	341.94
88107000	CAP Move-CWIP	UZ	200000570	11/30/2012	5.02
88107000	CAP Move-CWIP	UZ	200000570	11/30/2012	27.35
88107000	CAP Move-CWIP	UZ	200000570	11/30/2012	(0.47)
88107000	CAP Move-CWIP	UZ	200000570	11/30/2012	33.33
88107000	CAP Move-CWIP	UZ	200000570	11/30/2012	10.88
88107000	CAP Move-CWIP	UZ	200000570	11/30/2012	3.22
88107000	CAP Move-CWIP	UZ	200000572	11/30/2012	32.04
88107000	CAP Move-CWIP	UZ	200000572	11/30/2012	(1.83)
88107000	CAP Move-CWIP	UZ	200000572	11/30/2012	22.87
88107000	CAP Move-CWIP	UZ	200000572	11/30/2012	(84.35)
88107000	CAP Move-CWIP	UZ	200000574	11/30/2012	(1.47)
88107000	CAP Move-CWIP	UZ	200000574	11/30/2012	(37.22)
88107000	CAP Move-CWIP	UZ	200000581	11/30/2012	181.68
88107000	CAP Move-CWIP	UZ	200000581	11/30/2012	771.88
88107000	CAP Move-CWIP	UZ	200000555	11/30/2012	0.40
88107000	CAP Move-CWIP	UZ	200000558	11/30/2012	0.52
88107000	CAP Move-CWIP	UZ	200000555	11/30/2012	63.87
88107000	CAP Move-CWIP	UZ	200000558	11/30/2012	83.26
88107000	CAP Move-CWIP	UZ	200000570	11/30/2012	17.66
88107000	CAP Move-CWIP	UZ	200000570	11/30/2012	5.02
88107000	CAP Move-CWIP	UZ	200000571	11/30/2012	(37.22)
88107000	CAP Move-CWIP	UZ	200000572	11/30/2012	10.88
88107000	CAP Move-CWIP	UZ	200000572	11/30/2012	(1.83)
88107000	CAP Move-CWIP	UZ	200000572	11/30/2012	341.94
88107000	CAP Move-CWIP	UZ	200000572	11/30/2012	27.35
88107000	CAP Move-CWIP	UZ	200000572	11/30/2012	33.33

## Kentucky American Water Company

Case No. 2012-00520

Response to PSC DR1, Item 31

Account	Description	Doc Type	Document Number	Posting Date	Amount
88107000	CAP Move-CWIP	UZ	2000000572	11/30/2012	3.22
88107000	CAP Move-CWIP	UZ	2000000574	11/30/2012	(0.47)
88107000	CAP Move-CWIP	UZ	2000000574	11/30/2012	127.25
88107000	CAP Move-CWIP	UZ	2000000574	11/30/2012	(84.35)
88107000	CAP Move-CWIP	UZ	2000000574	11/30/2012	(1.47)
88107000	CAP Move-CWIP	UZ	2000000581	11/30/2012	32.04
88107000	CAP Move-CWIP	UZ	2000000581	11/30/2012	771.88
88107000	CAP Move-CWIP	UZ	2000000558	11/30/2012	0.60
88107000	CAP Move-CWIP	UZ	2000000558	11/30/2012	0.46
88107000	CAP Move-CWIP	UZ	2000000555	11/30/2012	439.79
88107000	CAP Move-CWIP	UZ	2000000558	11/30/2012	573.30
88107000	CAP Move-CWIP	UZ	2000000570	11/30/2012	(8.53)
88107000	CAP Move-CWIP	UZ	2000000570	11/30/2012	(0.85)
88107000	CAP Move-CWIP	UZ	2000000570	11/30/2012	4,864.31
88107000	CAP Move-CWIP	UZ	2000000570	11/30/2012	34.36
88107000	CAP Move-CWIP	UZ	2000000572	11/30/2012	23.43
88107000	CAP Move-CWIP	UZ	2000000572	11/30/2012	155.51
88107000	CAP Move-CWIP	UZ	2000000572	11/30/2012	(173.70)
88107000	CAP Move-CWIP	UZ	2000000572	11/30/2012	(0.14)
88107000	CAP Move-CWIP	UZ	2000000572	11/30/2012	223.49
88107000	CAP Move-CWIP	UZ	2000000572	11/30/2012	100.66
88107000	CAP Move-CWIP	UZ	2000000572	11/30/2012	(2.85)
88107000	CAP Move-CWIP	UZ	2000000572	11/30/2012	(9.88)
88107000	CAP Move-CWIP	UZ	2000000572	11/30/2012	15.01
88107000	CAP Move-CWIP	UZ	2000000572	11/30/2012	139.64
88107000	CAP Move-CWIP	UZ	2000000574	11/30/2012	1,615.54
88107000	CAP Move-CWIP	UZ	2000000574	11/30/2012	(6.85)
88107000	CAP Move-CWIP	UZ	2000000574	11/30/2012	103.17
88107000	CAP Move-CWIP	UZ	2000000574	11/30/2012	(393.80)
88107000	CAP Move-CWIP	UZ	2000000555	11/30/2012	380.02
88107000	CAP Move-CWIP	UZ	2000000555	11/30/2012	291.52
88107000	CAP Move-CWIP	UZ	2000000570	11/30/2012	55.55
88107000	CAP Move-CWIP	UZ	2000000570	11/30/2012	(62.03)
88107000	CAP Move-CWIP	UZ	2000000570	11/30/2012	5.36
88107000	CAP Move-CWIP	UZ	2000000570	11/30/2012	84.76
88107000	CAP Move-CWIP	UZ	2000000570	11/30/2012	562.01
88107000	CAP Move-CWIP	UZ	2000000572	11/30/2012	35.07
88107000	CAP Move-CWIP	UZ	2000000572	11/30/2012	8.37
88107000	CAP Move-CWIP	UZ	2000000572	11/30/2012	(0.78)
88107000	CAP Move-CWIP	UZ	2000000574	11/30/2012	30.38
88107000	CAP Move-CWIP	UZ	2000000574	11/30/2012	3,492.15
88107000	CAP Move-CWIP	UZ	2000000574	11/30/2012	17.53
88107000	CAP Move-CWIP	UZ	2000000574	11/30/2012	(175.87)
88107000	CAP Move-CWIP	UZ	2000000574	11/30/2012	(3.05)
88107000	CAP Move-CWIP	UZ	2000000574	11/30/2012	(2.45)
88107000	CAP Move-CWIP	UZ	2000000581	11/30/2012	68.17
88107000	CAP Move-CWIP	UZ	2000000558	11/30/2012	46.50
88107000	CAP Move-CWIP	UZ	2000000558	11/30/2012	35.67
88107000	CAP Move-CWIP	UZ	2000000555	11/30/2012	35.68
88107000	CAP Move-CWIP	UZ	2000000555	11/30/2012	46.51
88107000	CAP Move-CWIP	UZ	2000000558	11/30/2012	0.01
88107000	CAP Move-CWIP	UZ	2000000555	11/30/2012	608.23
88107000	CAP Move-CWIP	UZ	2000000555	11/30/2012	466.59

## Kentucky American Water Company

Case No. 2012-00520

Response to PSC DR1, Item 31

Account	Description	Doc Type	Document Number	Posting Date	Amount
88107000	CAP Move-CWIP	UZ	2000000570	11/30/2012	62.20
88107000	CAP Move-CWIP	UZ	2000000570	11/30/2012	97.13
88107000	CAP Move-CWIP	UZ	2000000570	11/30/2012	2.47
88107000	CAP Move-CWIP	UZ	2000000570	11/30/2012	372.93
88107000	CAP Move-CWIP	UZ	2000000570	11/30/2012	7,908.63
88107000	CAP Move-CWIP	UZ	2000000570	11/30/2012	351.73
88107000	CAP Move-CWIP	UZ	2000000570	11/30/2012	(0.39)
88107000	CAP Move-CWIP	UZ	2000000572	11/30/2012	(9.08)
88107000	CAP Move-CWIP	UZ	2000000572	11/30/2012	645.61
88107000	CAP Move-CWIP	UZ	2000000572	11/30/2012	2,064.52
88107000	CAP Move-CWIP	UZ	2000000572	11/30/2012	(0.04)
88107000	CAP Move-CWIP	UZ	2000000572	11/30/2012	450.97
88107000	CAP Move-CWIP	UZ	2000000574	11/30/2012	(35.44)
88107000	CAP Move-CWIP	UZ	2000000574	11/30/2012	(719.60)
88107000	CAP Move-CWIP	UZ	2000000574	11/30/2012	5,621.93
88107000	CAP Move-CWIP	UZ	2000000574	11/30/2012	(0.18)
88107000	CAP Move-CWIP	UZ	2000000574	11/30/2012	(1,631.18)
88107000	CAP Move-CWIP	UZ	2000000581	11/30/2012	1,087.30
88107000	CAP Move-CWIP	UZ	2000000581	11/30/2012	(28.37)
88107000	CAP Move-CWIP	UZ	2000000555	11/30/2012	0.11
88107000	CAP Move-CWIP	UZ	2000000558	11/30/2012	0.15
88107000	CAP Move-CWIP	UZ	2000000558	11/30/2012	358.56
88107000	CAP Move-CWIP	UZ	2000000558	11/30/2012	467.41
88107000	CAP Move-CWIP	UZ	2000000570	11/30/2012	(21.04)
88107000	CAP Move-CWIP	UZ	2000000570	11/30/2012	(26.24)
88107000	CAP Move-CWIP	UZ	2000000570	11/30/2012	3,210.55
88107000	CAP Move-CWIP	UZ	2000000570	11/30/2012	(6.72)
88107000	CAP Move-CWIP	UZ	2000000570	11/30/2012	(533.50)
88107000	CAP Move-CWIP	UZ	2000000572	11/30/2012	281.42
88107000	CAP Move-CWIP	UZ	2000000572	11/30/2012	5,742.43
88107000	CAP Move-CWIP	UZ	2000000572	11/30/2012	1,387.48
88107000	CAP Move-CWIP	UZ	2000000572	11/30/2012	(1,209.03)
88107000	CAP Move-CWIP	UZ	2000000574	11/30/2012	167.67
88107000	CAP Move-CWIP	UZ	2000000574	11/30/2012	477.65
88107000	CAP Move-CWIP	UZ	2000000574	11/30/2012	71.95
88107000	CAP Move-CWIP	UZ	2000000574	11/30/2012	178.76
88107000	CAP Move-CWIP	UZ	2000000574	11/30/2012	563.75
88107000	CAP Move-CWIP	UZ	2000000581	11/30/2012	46.09
88107000	CAP Move-CWIP	UZ	2000000555	11/30/2012	62.50
88107000	CAP Move-CWIP	UZ	2000000558	11/30/2012	81.48
88107000	CAP Move-CWIP	UZ	2000000570	11/30/2012	(5.49)
88107000	CAP Move-CWIP	UZ	2000000570	11/30/2012	9.65
88107000	CAP Move-CWIP	UZ	2000000570	11/30/2012	126.89
88107000	CAP Move-CWIP	UZ	2000000570	11/30/2012	(253.05)
88107000	CAP Move-CWIP	UZ	2000000572	11/30/2012	(1.41)
88107000	CAP Move-CWIP	UZ	2000000572	11/30/2012	(111.66)
88107000	CAP Move-CWIP	UZ	2000000572	11/30/2012	83.93
88107000	CAP Move-CWIP	UZ	2000000572	11/30/2012	169.56
88107000	CAP Move-CWIP	UZ	2000000574	11/30/2012	57.30
88107000	CAP Move-CWIP	UZ	2000000574	11/30/2012	99.98
88107000	CAP Move-CWIP	UZ	2000000574	11/30/2012	29.47
88107000	CAP Move-CWIP	UZ	2000000574	11/30/2012	(4.40)
88107000	CAP Move-CWIP	UZ	2000000574	11/30/2012	8.48

## Kentucky American Water Company

Case No. 2012-00520

Response to PSC DR1, Item 31

Account	Description	Doc Type	Document Number	Posting Date	Amount
88107000	CAP Move-CWIP	UZ	2000000574	11/30/2012	1,007.92
88107000	CAP Move-CWIP	UZ	2000000581	11/30/2012	15.06
88107000	CAP Move-CWIP	UZ	2000000570	11/30/2012	2,082.47
88107000	CAP Move-CWIP	UN	2000000588	11/30/2012	(2,082.47)
88107000	CAP Move-CWIP	UZ	2000000581	11/30/2012	2,082.47
88107000	CAP Move-CWIP	UN	2000000588	11/30/2012	(2,082.47)
88107000	CAP Move-CWIP	UZ	2000000570	11/30/2012	2,082.47
88107000	CAP Move-CWIP	UN	2000000588	11/30/2012	(2,082.47)
88107000	CAP Move-CWIP	UZ	2000000570	11/30/2012	0.09
88107000	CAP Move-CWIP	UN	2000000588	11/30/2012	(0.09)
88107000	CAP Move-CWIP	UZ	2000000570	11/30/2012	(18.74)
88107000	CAP Move-CWIP	UZ	2000000570	11/30/2012	(0.84)
88107000	CAP Move-CWIP	UZ	2000000572	11/30/2012	1.47
88107000	CAP Move-CWIP	UZ	2000000572	11/30/2012	(2.67)
88107000	CAP Move-CWIP	UZ	2000000572	11/30/2012	(1.69)
88107000	CAP Move-CWIP	UZ	2000000574	11/30/2012	(0.18)
88107000	CAP Move-CWIP	UN	2000000588	11/30/2012	22.65
88107000	CAP Move-CWIP	UZ	2000000555	11/30/2012	16.63
88107000	CAP Move-CWIP	UZ	2000000558	11/30/2012	21.67
88107000	CAP Move-CWIP	UZ	2000000570	11/30/2012	(1,793.99)
88107000	CAP Move-CWIP	UZ	2000000581	11/30/2012	23.92
88107000	CAP Move-CWIP	UZ	2000000555	11/30/2012	4.28
88107000	CAP Move-CWIP	UZ	2000000558	11/30/2012	3.28
88107000	CAP Move-CWIP	UZ	2000000555	11/30/2012	5.15
88107000	CAP Move-CWIP	UZ	2000000558	11/30/2012	6.72
88107000	CAP Move-CWIP	UZ	2000000581	11/30/2012	2,082.47
88107000	CAP Move-CWIP	UZ	2000000555	11/30/2012	5.15
88107000	CAP Move-CWIP	UZ	2000000558	11/30/2012	6.72
88107000	CAP Move-CWIP	UZ	2000000572	11/30/2012	2,082.47
88107000	CAP Move-CWIP	UZ	2000000555	11/30/2012	4.28
88107000	CAP Move-CWIP	UZ	2000000558	11/30/2012	3.28
88107000	CAP Move-CWIP	UZ	2000000558	11/30/2012	16.61
88107000	CAP Move-CWIP	UZ	2000000558	11/30/2012	21.66
88107000	CAP Move-CWIP	UZ	2000000570	11/30/2012	29.21
88107000	CAP Move-CWIP	UZ	2000000572	11/30/2012	(2,190.58)
88107000	CAP Move-CWIP	UZ	2000000558	11/30/2012	28.01
88107000	CAP Move-CWIP	UZ	2000000558	11/30/2012	36.51
88107000	CAP Move-CWIP	UZ	2000000555	11/30/2012	36.51
88107000	CAP Move-CWIP	UZ	2000000555	11/30/2012	28.01
88107000	CAP Move-CWIP	UZ	2000000570	11/30/2012	1.55
88107000	CAP Move-CWIP	UZ	2000000581	11/30/2012	23.85
88107000	CAP Move-CWIP	UN	2000000588	11/30/2012	(25.40)
88107000	CAP Move-CWIP	UZ	2000000570	11/30/2012	1.55
88107000	CAP Move-CWIP	UZ	2000000572	11/30/2012	23.85
88107000	CAP Move-CWIP	UN	2000000588	11/30/2012	(25.40)
88107000	CAP Move-CWIP	UZ	2000000570	11/30/2012	23.85
88107000	CAP Move-CWIP	UZ	2000000572	11/30/2012	1.55
88107000	CAP Move-CWIP	UN	2000000588	11/30/2012	(25.40)
88107000	CAP Move-CWIP	UZ	2000000570	11/30/2012	1.43
88107000	CAP Move-CWIP	UZ	2000000558	11/30/2012	14.09
88107000	CAP Move-CWIP	UZ	2000000558	11/30/2012	18.37
88107000	CAP Move-CWIP	UZ	2000000570	11/30/2012	(1.71)
88107000	CAP Move-CWIP	UZ	2000000581	11/30/2012	1.72



## Kentucky American Water Company

Case No. 2012-00520

Response to PSC DR1, Item 31

Account	Description	Doc Type	Document Number	Posting Date	Amount
88107000	CAP Move-CWIP	UZ	200000555	11/30/2012	14.09
88107000	CAP Move-CWIP	UZ	200000555	11/30/2012	18.37
88107000	CAP Move-CWIP	UZ	200000570	11/30/2012	(1.71)
88107000	CAP Move-CWIP	UZ	200000572	11/30/2012	1.72
88107000	CAP Move-CWIP	UZ	200000558	11/30/2012	13.65
88107000	CAP Move-CWIP	UZ	200000558	11/30/2012	17.80
88107000	CAP Move-CWIP	UZ	200000570	11/30/2012	(62.56)
88107000	CAP Move-CWIP	UZ	200000572	11/30/2012	3,962.87
88107000	CAP Move-CWIP	UZ	200000572	11/30/2012	62.56
88107000	CAP Move-CWIP	UZ	200000555	11/30/2012	20.96
88107000	CAP Move-CWIP	UZ	200000558	11/30/2012	27.32
88107000	CAP Move-CWIP	UZ	200000558	11/30/2012	20.96
88107000	CAP Move-CWIP	UZ	200000558	11/30/2012	27.32
88107000	CAP Move-CWIP	UZ	200000570	11/30/2012	21.59
88107000	CAP Move-CWIP	UZ	200000570	11/30/2012	2.14
88107000	CAP Move-CWIP	UZ	200000572	11/30/2012	76.53
88107000	CAP Move-CWIP	UZ	200000572	11/30/2012	(24.81)
88107000	CAP Move-CWIP	UZ	200000572	11/30/2012	3.34
88107000	CAP Move-CWIP	UZ	200000572	11/30/2012	254.89
88107000	CAP Move-CWIP	UZ	200000572	11/30/2012	(0.98)
88107000	CAP Move-CWIP	UZ	200000572	11/30/2012	(56.22)
88107000	CAP Move-CWIP	UZ	200000572	11/30/2012	22.22
88107000	CAP Move-CWIP	UZ	200000574	11/30/2012	(0.31)
88107000	CAP Move-CWIP	UZ	200000574	11/30/2012	11.77
88107000	CAP Move-CWIP	UZ	200000574	11/30/2012	3.57
88107000	CAP Move-CWIP	UZ	200000574	11/30/2012	20.83
88107000	CAP Move-CWIP	UZ	200000581	11/30/2012	6.55
88107000	CAP Move-CWIP	UZ	200000581	11/30/2012	(1.21)
88107000	CAP Move-CWIP	UN	200000588	11/30/2012	(339.90)
88107000	CAP Move-CWIP	UZ	200000570	11/30/2012	36.27
88107000	CAP Move-CWIP	UZ	200000570	11/30/2012	(2.94)
88107000	CAP Move-CWIP	UZ	200000570	11/30/2012	(168.70)
88107000	CAP Move-CWIP	UZ	200000570	11/30/2012	89.98
88107000	CAP Move-CWIP	UZ	200000570	11/30/2012	669.09
88107000	CAP Move-CWIP	UZ	200000570	11/30/2012	19.27
88107000	CAP Move-CWIP	UZ	200000572	11/30/2012	66.66
88107000	CAP Move-CWIP	UZ	200000572	11/30/2012	6.43
88107000	CAP Move-CWIP	UZ	200000572	11/30/2012	(74.44)
88107000	CAP Move-CWIP	UZ	200000572	11/30/2012	(0.94)
88107000	CAP Move-CWIP	UZ	200000572	11/30/2012	75.90
88107000	CAP Move-CWIP	UZ	200000574	11/30/2012	10.04
88107000	CAP Move-CWIP	UZ	200000581	11/30/2012	20.17
88107000	CAP Move-CWIP	UZ	200000581	11/30/2012	612.68
88107000	CAP Move-CWIP	UZ	200000581	11/30/2012	(3.66)
88107000	CAP Move-CWIP	UN	200000588	11/30/2012	(1,355.81)
88107000	CAP Move-CWIP	UZ	200000572	11/30/2012	0.94
88107000	CAP Move-CWIP	UN	200000588	11/30/2012	(0.94)
88107000	CAP Move-CWIP	UZ	200000570	11/30/2012	(1,051.71)
88107000	CAP Move-CWIP	UZ	200000570	11/30/2012	(37.22)
88107000	CAP Move-CWIP	UZ	200000570	11/30/2012	313.16
88107000	CAP Move-CWIP	UZ	200000570	11/30/2012	29.95
88107000	CAP Move-CWIP	UZ	200000570	11/30/2012	9.82
88107000	CAP Move-CWIP	UZ	200000572	11/30/2012	17.66

## Kentucky American Water Company

Case No. 2012-00520

Response to PSC DR1, Item 31

Account	Description	Doc Type	Document Number	Posting Date	Amount
88107000	CAP Move-CWIP	UZ	2000000572	11/30/2012	5.77
88107000	CAP Move-CWIP	UZ	2000000572	11/30/2012	(0.47)
88107000	CAP Move-CWIP	UZ	2000000572	11/30/2012	(1.47)
88107000	CAP Move-CWIP	UZ	2000000574	11/30/2012	33.33
88107000	CAP Move-CWIP	UZ	2000000574	11/30/2012	27.08
88107000	CAP Move-CWIP	UZ	2000000574	11/30/2012	5.02
88107000	CAP Move-CWIP	UZ	2000000574	11/30/2012	3.22
88107000	CAP Move-CWIP	UZ	2000000574	11/30/2012	(84.35)
88107000	CAP Move-CWIP	UZ	2000000581	11/30/2012	(1.83)
88107000	CAP Move-CWIP	UZ	2000000581	11/30/2012	69.51
88107000	CAP Move-CWIP	UN	2000000588	11/30/2012	662.53
88107000	CAP Move-CWIP	UZ	2000000570	11/30/2012	2.04
88107000	CAP Move-CWIP	UZ	2000000570	11/30/2012	2.23
88107000	CAP Move-CWIP	UZ	2000000572	11/30/2012	61.87
88107000	CAP Move-CWIP	UZ	2000000574	11/30/2012	22.72
88107000	CAP Move-CWIP	UZ	2000000581	11/30/2012	16.05
88107000	CAP Move-CWIP	UZ	2000000581	11/30/2012	37.28
88107000	CAP Move-CWIP	UN	2000000588	11/30/2012	(142.19)
88107000	CAP Move-CWIP	UZ	2000000570	11/30/2012	27.35
88107000	CAP Move-CWIP	UZ	2000000570	11/30/2012	60.89
88107000	CAP Move-CWIP	UZ	2000000570	11/30/2012	5.02
88107000	CAP Move-CWIP	UZ	2000000570	11/30/2012	32.04
88107000	CAP Move-CWIP	UZ	2000000570	11/30/2012	17.66
88107000	CAP Move-CWIP	UZ	2000000570	11/30/2012	(1.83)
88107000	CAP Move-CWIP	UZ	2000000570	11/30/2012	(84.35)
88107000	CAP Move-CWIP	UZ	2000000570	11/30/2012	10.88
88107000	CAP Move-CWIP	UZ	2000000572	11/30/2012	(1.47)
88107000	CAP Move-CWIP	UZ	2000000572	11/30/2012	(37.22)
88107000	CAP Move-CWIP	UZ	2000000572	11/30/2012	333.81
88107000	CAP Move-CWIP	UZ	2000000572	11/30/2012	(0.47)
88107000	CAP Move-CWIP	UZ	2000000572	11/30/2012	3.22
88107000	CAP Move-CWIP	UZ	2000000572	11/30/2012	33.33
88107000	CAP Move-CWIP	UZ	2000000574	11/30/2012	195.08
88107000	CAP Move-CWIP	UN	2000000588	11/30/2012	(593.94)
88107000	CAP Move-CWIP	UZ	2000000570	11/30/2012	20.70
88107000	CAP Move-CWIP	UZ	2000000570	11/30/2012	17.66
88107000	CAP Move-CWIP	UZ	2000000570	11/30/2012	(37.22)
88107000	CAP Move-CWIP	UZ	2000000570	11/30/2012	(1.47)
88107000	CAP Move-CWIP	UZ	2000000572	11/30/2012	10.90
88107000	CAP Move-CWIP	UZ	2000000572	11/30/2012	(1.83)
88107000	CAP Move-CWIP	UZ	2000000572	11/30/2012	32.02
88107000	CAP Move-CWIP	UZ	2000000572	11/30/2012	3.22
88107000	CAP Move-CWIP	UZ	2000000574	11/30/2012	195.08
88107000	CAP Move-CWIP	UZ	2000000574	11/30/2012	27.35
88107000	CAP Move-CWIP	UZ	2000000574	11/30/2012	333.81
88107000	CAP Move-CWIP	UZ	2000000574	11/30/2012	5.02
88107000	CAP Move-CWIP	UZ	2000000574	11/30/2012	33.33
88107000	CAP Move-CWIP	UZ	2000000581	11/30/2012	(0.47)
88107000	CAP Move-CWIP	UZ	2000000581	11/30/2012	(84.35)
88107000	CAP Move-CWIP	UN	2000000588	11/30/2012	(553.75)
88107000	CAP Move-CWIP	UZ	2000000570	11/30/2012	(84.35)
88107000	CAP Move-CWIP	UZ	2000000570	11/30/2012	33.33
88107000	CAP Move-CWIP	UZ	2000000570	11/30/2012	(1.83)

## Kentucky American Water Company

Case No. 2012-00520

Response to PSC DR1, Item 31

Account	Description	Doc Type	Document Number	Posting Date	Amount
88107000	CAP Move-CWIP	UZ	200000570	11/30/2012	(0.47)
88107000	CAP Move-CWIP	UZ	200000570	11/30/2012	27.35
88107000	CAP Move-CWIP	UZ	200000572	11/30/2012	(1.47)
88107000	CAP Move-CWIP	UZ	200000572	11/30/2012	10.88
88107000	CAP Move-CWIP	UZ	200000572	11/30/2012	(37.22)
88107000	CAP Move-CWIP	UZ	200000572	11/30/2012	17.66
88107000	CAP Move-CWIP	UZ	200000574	11/30/2012	32.04
88107000	CAP Move-CWIP	UZ	200000574	11/30/2012	333.81
88107000	CAP Move-CWIP	UZ	200000574	11/30/2012	5.02
88107000	CAP Move-CWIP	UZ	200000581	11/30/2012	3.22
88107000	CAP Move-CWIP	UZ	200000581	11/30/2012	37.41
88107000	CAP Move-CWIP	UZ	200000581	11/30/2012	195.08
88107000	CAP Move-CWIP	UN	200000588	11/30/2012	(570.46)
88107000	CAP Move-CWIP	UZ	200000570	11/30/2012	50.51
88107000	CAP Move-CWIP	UZ	200000570	11/30/2012	1,772.47
88107000	CAP Move-CWIP	UZ	200000570	11/30/2012	180.01
88107000	CAP Move-CWIP	UZ	200000572	11/30/2012	270.03
88107000	CAP Move-CWIP	UZ	200000572	11/30/2012	617.13
88107000	CAP Move-CWIP	UZ	200000572	11/30/2012	2,575.07
88107000	CAP Move-CWIP	UZ	200000572	11/30/2012	2.30
88107000	CAP Move-CWIP	UZ	200000574	11/30/2012	(21.24)
88107000	CAP Move-CWIP	UN	200000588	11/30/2012	(5,446.28)
88107000	CAP Move-CWIP	UZ	200000570	11/30/2012	91.69
88107000	CAP Move-CWIP	UZ	200000570	11/30/2012	46.85
88107000	CAP Move-CWIP	UZ	200000570	11/30/2012	(822.91)
88107000	CAP Move-CWIP	UZ	200000570	11/30/2012	(4.38)
88107000	CAP Move-CWIP	UZ	200000572	11/30/2012	1,583.83
88107000	CAP Move-CWIP	UZ	200000572	11/30/2012	(13.70)
88107000	CAP Move-CWIP	UZ	200000572	11/30/2012	3,825.75
88107000	CAP Move-CWIP	UZ	200000572	11/30/2012	165.34
88107000	CAP Move-CWIP	UZ	200000572	11/30/2012	(347.39)
88107000	CAP Move-CWIP	UZ	200000572	11/30/2012	121.53
88107000	CAP Move-CWIP	UZ	200000574	11/30/2012	311.03
88107000	CAP Move-CWIP	UZ	200000574	11/30/2012	(17.08)
88107000	CAP Move-CWIP	UZ	200000574	11/30/2012	(551.68)
88107000	CAP Move-CWIP	UZ	200000581	11/30/2012	282.96
88107000	CAP Move-CWIP	UZ	200000581	11/30/2012	30.01
88107000	CAP Move-CWIP	UN	200000588	11/30/2012	(4,701.85)
88107000	CAP Move-CWIP	UZ	200000570	11/30/2012	22.51
88107000	CAP Move-CWIP	UZ	200000570	11/30/2012	345.60
88107000	CAP Move-CWIP	UZ	200000570	11/30/2012	113.70
88107000	CAP Move-CWIP	UZ	200000572	11/30/2012	132.16
88107000	CAP Move-CWIP	UZ	200000572	11/30/2012	(591.85)
88107000	CAP Move-CWIP	UZ	200000572	11/30/2012	(12.81)
88107000	CAP Move-CWIP	UZ	200000572	11/30/2012	(3.28)
88107000	CAP Move-CWIP	UZ	200000572	11/30/2012	1,522.03
88107000	CAP Move-CWIP	UZ	200000574	11/30/2012	3,290.80
88107000	CAP Move-CWIP	UZ	200000574	11/30/2012	(10.27)
88107000	CAP Move-CWIP	UZ	200000574	11/30/2012	233.28
88107000	CAP Move-CWIP	UZ	200000574	11/30/2012	1,854.89
88107000	CAP Move-CWIP	UZ	200000581	11/30/2012	35.14
88107000	CAP Move-CWIP	UZ	200000581	11/30/2012	3,125.62
88107000	CAP Move-CWIP	UZ	200000581	11/30/2012	(260.55)

## Kentucky American Water Company

Case No. 2012-00520

Response to PSC DR1, Item 31

Account	Description	Doc Type	Document Number	Posting Date	Amount
88107000	CAP Move-CWIP	UN	200000588	11/30/2012	(9,796.97)
88107000	CAP Move-CWIP	UZ	200000570	11/30/2012	3.34
88107000	CAP Move-CWIP	UZ	200000572	11/30/2012	2.14
88107000	CAP Move-CWIP	UZ	200000572	11/30/2012	(0.65)
88107000	CAP Move-CWIP	UZ	200000572	11/30/2012	(1.21)
88107000	CAP Move-CWIP	UZ	200000572	11/30/2012	(67.48)
88107000	CAP Move-CWIP	UZ	200000572	11/30/2012	11.77
88107000	CAP Move-CWIP	UZ	200000572	11/30/2012	(0.31)
88107000	CAP Move-CWIP	UZ	200000572	11/30/2012	(24.81)
88107000	CAP Move-CWIP	UZ	200000573	11/30/2012	28.23
88107000	CAP Move-CWIP	UZ	200000574	11/30/2012	242.81
88107000	CAP Move-CWIP	UZ	200000574	11/30/2012	21.39
88107000	CAP Move-CWIP	UZ	200000574	11/30/2012	6.55
88107000	CAP Move-CWIP	UZ	200000574	11/30/2012	(0.98)
88107000	CAP Move-CWIP	UZ	200000574	11/30/2012	1.15
88107000	CAP Move-CWIP	UZ	200000581	11/30/2012	22.22
88107000	CAP Move-CWIP	UN	200000588	11/30/2012	(244.16)
88107000	CAP Move-CWIP	UZ	200000570	11/30/2012	28.04
88107000	CAP Move-CWIP	UZ	200000570	11/30/2012	(0.98)
88107000	CAP Move-CWIP	UZ	200000570	11/30/2012	(24.81)
88107000	CAP Move-CWIP	UZ	200000570	11/30/2012	19.99
88107000	CAP Move-CWIP	UZ	200000570	11/30/2012	(0.31)
88107000	CAP Move-CWIP	UZ	200000570	11/30/2012	5.01
88107000	CAP Move-CWIP	UZ	200000570	11/30/2012	6.55
88107000	CAP Move-CWIP	UZ	200000572	11/30/2012	(66.30)
88107000	CAP Move-CWIP	UZ	200000572	11/30/2012	(1.21)
88107000	CAP Move-CWIP	UZ	200000572	11/30/2012	2.14
88107000	CAP Move-CWIP	UZ	200000572	11/30/2012	22.22
88107000	CAP Move-CWIP	UZ	200000574	11/30/2012	238.74
88107000	CAP Move-CWIP	UZ	200000574	11/30/2012	3.34
88107000	CAP Move-CWIP	UZ	200000581	11/30/2012	11.77
88107000	CAP Move-CWIP	UN	200000588	11/30/2012	(244.19)
88107000	CAP Move-CWIP	UZ	200000570	11/30/2012	227.30
88107000	CAP Move-CWIP	UZ	200000570	11/30/2012	3.51
88107000	CAP Move-CWIP	UZ	200000570	11/30/2012	2.14
88107000	CAP Move-CWIP	UZ	200000572	11/30/2012	(0.98)
88107000	CAP Move-CWIP	UZ	200000572	11/30/2012	(59.53)
88107000	CAP Move-CWIP	UZ	200000574	11/30/2012	19.48
88107000	CAP Move-CWIP	UZ	200000574	11/30/2012	3.34
88107000	CAP Move-CWIP	UZ	200000574	11/30/2012	(1.21)
88107000	CAP Move-CWIP	UZ	200000574	11/30/2012	6.55
88107000	CAP Move-CWIP	UZ	200000574	11/30/2012	25.56
88107000	CAP Move-CWIP	UZ	200000574	11/30/2012	22.22
88107000	CAP Move-CWIP	UZ	200000574	11/30/2012	(24.81)
88107000	CAP Move-CWIP	UZ	200000581	11/30/2012	11.77
88107000	CAP Move-CWIP	UZ	200000581	11/30/2012	(0.31)
88107000	CAP Move-CWIP	UN	200000588	11/30/2012	(235.03)
88107000	CAP Move-CWIP	UZ	200000570	11/30/2012	0.93
88107000	CAP Move-CWIP	UZ	200000570	11/30/2012	8.41
88107000	CAP Move-CWIP	UZ	200000572	11/30/2012	6.90
88107000	CAP Move-CWIP	UN	200000588	11/30/2012	(16.24)
88107000	CAP Move-CWIP	UZ	200000570	11/30/2012	(140.59)
88107000	CAP Move-CWIP	UZ	200000570	11/30/2012	803.29

## Kentucky American Water Company

Case No. 2012-00520

Response to PSC DR1, Item 31

Account	Description	Doc Type	Document Number	Posting Date	Amount
88107000	CAP Move-CWIP	UZ	200000570	11/30/2012	584.90
88107000	CAP Move-CWIP	UZ	200000570	11/30/2012	16.37
88107000	CAP Move-CWIP	UZ	200000570	11/30/2012	(3.05)
88107000	CAP Move-CWIP	UZ	200000572	11/30/2012	8.37
88107000	CAP Move-CWIP	UZ	200000572	11/30/2012	5.36
88107000	CAP Move-CWIP	UZ	200000572	11/30/2012	30.68
88107000	CAP Move-CWIP	UZ	200000572	11/30/2012	103.28
88107000	CAP Move-CWIP	UZ	200000572	11/30/2012	(2.45)
88107000	CAP Move-CWIP	UZ	200000572	11/30/2012	55.55
88107000	CAP Move-CWIP	UZ	200000574	11/30/2012	63.49
88107000	CAP Move-CWIP	UZ	200000574	11/30/2012	(0.78)
88107000	CAP Move-CWIP	UZ	200000574	11/30/2012	(62.03)
88107000	CAP Move-CWIP	UZ	200000581	11/30/2012	29.44
88107000	CAP Move-CWIP	UN	200000588	11/30/2012	(1,491.83)
88107000	CAP Move-CWIP	UZ	200000570	11/30/2012	(37.22)
88107000	CAP Move-CWIP	UZ	200000570	11/30/2012	5.02
88107000	CAP Move-CWIP	UZ	200000570	11/30/2012	17.66
88107000	CAP Move-CWIP	UZ	200000570	11/30/2012	9.82
88107000	CAP Move-CWIP	UZ	200000570	11/30/2012	(1.83)
88107000	CAP Move-CWIP	UZ	200000572	11/30/2012	33.33
88107000	CAP Move-CWIP	UZ	200000572	11/30/2012	3.22
88107000	CAP Move-CWIP	UZ	200000572	11/30/2012	367.04
88107000	CAP Move-CWIP	UZ	200000572	11/30/2012	(0.47)
88107000	CAP Move-CWIP	UZ	200000572	11/30/2012	324.51
88107000	CAP Move-CWIP	UZ	200000572	11/30/2012	60.87
88107000	CAP Move-CWIP	UZ	200000572	11/30/2012	(1.47)
88107000	CAP Move-CWIP	UZ	200000572	11/30/2012	(95.23)
88107000	CAP Move-CWIP	UZ	200000574	11/30/2012	17.51
88107000	CAP Move-CWIP	UN	200000588	11/30/2012	(702.76)
88107000	CAP Move-CWIP	UZ	200000570	11/30/2012	(3.05)
88107000	CAP Move-CWIP	UZ	200000570	11/30/2012	47.14
88107000	CAP Move-CWIP	UZ	200000570	11/30/2012	878.86
88107000	CAP Move-CWIP	UZ	200000570	11/30/2012	58.73
88107000	CAP Move-CWIP	UZ	200000570	11/30/2012	(2.45)
88107000	CAP Move-CWIP	UZ	200000572	11/30/2012	8.37
88107000	CAP Move-CWIP	UZ	200000572	11/30/2012	16.37
88107000	CAP Move-CWIP	UZ	200000572	11/30/2012	(0.78)
88107000	CAP Move-CWIP	UZ	200000572	11/30/2012	(62.03)
88107000	CAP Move-CWIP	UZ	200000572	11/30/2012	30.50
88107000	CAP Move-CWIP	UZ	200000574	11/30/2012	29.44
88107000	CAP Move-CWIP	UZ	200000574	11/30/2012	55.55
88107000	CAP Move-CWIP	UZ	200000581	11/30/2012	(140.59)
88107000	CAP Move-CWIP	UZ	200000581	11/30/2012	571.53
88107000	CAP Move-CWIP	UZ	200000581	11/30/2012	5.36
88107000	CAP Move-CWIP	UN	200000588	11/30/2012	(1,492.95)
88107000	CAP Move-CWIP	UZ	200000570	11/30/2012	20.55
88107000	CAP Move-CWIP	UZ	200000570	11/30/2012	(2.94)
88107000	CAP Move-CWIP	UZ	200000570	11/30/2012	36.27
88107000	CAP Move-CWIP	UZ	200000572	11/30/2012	10.04
88107000	CAP Move-CWIP	UZ	200000572	11/30/2012	(74.44)
88107000	CAP Move-CWIP	UZ	200000572	11/30/2012	6.43
88107000	CAP Move-CWIP	UZ	200000572	11/30/2012	92.25
88107000	CAP Move-CWIP	UZ	200000572	11/30/2012	615.50

## Kentucky American Water Company

Case No. 2012-00520

Response to PSC DR1, Item 31

Account	Description	Doc Type	Document Number	Posting Date	Amount
88107000	CAP Move-CWIP	UZ	2000000572	11/30/2012	79.89
88107000	CAP Move-CWIP	UZ	2000000572	11/30/2012	(168.70)
88107000	CAP Move-CWIP	UZ	2000000574	11/30/2012	74.13
88107000	CAP Move-CWIP	UZ	2000000574	11/30/2012	707.67
88107000	CAP Move-CWIP	UZ	2000000574	11/30/2012	(3.66)
88107000	CAP Move-CWIP	UZ	2000000581	11/30/2012	(0.94)
88107000	CAP Move-CWIP	UZ	2000000581	11/30/2012	66.66
88107000	CAP Move-CWIP	UN	2000000588	11/30/2012	(1,458.71)
88107000	CAP Move-CWIP	UZ	2000000570	11/30/2012	(24.81)
88107000	CAP Move-CWIP	UZ	2000000572	11/30/2012	22.22
88107000	CAP Move-CWIP	UZ	2000000572	11/30/2012	166.27
88107000	CAP Move-CWIP	UZ	2000000572	11/30/2012	(1.21)
88107000	CAP Move-CWIP	UZ	2000000572	11/30/2012	11.77
88107000	CAP Move-CWIP	UZ	2000000572	11/30/2012	6.55
88107000	CAP Move-CWIP	UZ	2000000572	11/30/2012	9.09
88107000	CAP Move-CWIP	UZ	2000000572	11/30/2012	(0.98)
88107000	CAP Move-CWIP	UZ	2000000572	11/30/2012	227.78
88107000	CAP Move-CWIP	UZ	2000000574	11/30/2012	(0.31)
88107000	CAP Move-CWIP	UZ	2000000574	11/30/2012	(66.16)
88107000	CAP Move-CWIP	UZ	2000000581	11/30/2012	3.34
88107000	CAP Move-CWIP	UZ	2000000581	11/30/2012	24.15
88107000	CAP Move-CWIP	UZ	2000000581	11/30/2012	2.14
88107000	CAP Move-CWIP	UN	2000000588	11/30/2012	(379.84)
88107000	CAP Move-CWIP	UZ	2000000570	11/30/2012	1.07
88107000	CAP Move-CWIP	UZ	2000000570	11/30/2012	5.89
88107000	CAP Move-CWIP	UZ	2000000570	11/30/2012	17.30
88107000	CAP Move-CWIP	UZ	2000000570	11/30/2012	(42.44)
88107000	CAP Move-CWIP	UZ	2000000570	11/30/2012	(0.16)
88107000	CAP Move-CWIP	UZ	2000000570	11/30/2012	(12.41)
88107000	CAP Move-CWIP	UZ	2000000572	11/30/2012	1.67
88107000	CAP Move-CWIP	UZ	2000000572	11/30/2012	332.99
88107000	CAP Move-CWIP	UZ	2000000574	11/30/2012	11.11
88107000	CAP Move-CWIP	UZ	2000000574	11/30/2012	3.27
88107000	CAP Move-CWIP	UZ	2000000574	11/30/2012	(0.61)
88107000	CAP Move-CWIP	UZ	2000000574	11/30/2012	7.93
88107000	CAP Move-CWIP	UZ	2000000581	11/30/2012	(0.49)
88107000	CAP Move-CWIP	UZ	2000000581	11/30/2012	160.33
88107000	CAP Move-CWIP	UN	2000000588	11/30/2012	(485.45)
88107000	CAP Move-CWIP	UZ	2000000570	11/30/2012	(0.47)
88107000	CAP Move-CWIP	UZ	2000000570	11/30/2012	17.66
88107000	CAP Move-CWIP	UZ	2000000570	11/30/2012	(37.22)
88107000	CAP Move-CWIP	UZ	2000000570	11/30/2012	17.61
88107000	CAP Move-CWIP	UZ	2000000570	11/30/2012	(1.47)
88107000	CAP Move-CWIP	UZ	2000000572	11/30/2012	(93.95)
88107000	CAP Move-CWIP	UZ	2000000572	11/30/2012	171.79
88107000	CAP Move-CWIP	UZ	2000000572	11/30/2012	360.47
88107000	CAP Move-CWIP	UZ	2000000572	11/30/2012	5.02
88107000	CAP Move-CWIP	UZ	2000000574	11/30/2012	27.76
88107000	CAP Move-CWIP	UZ	2000000574	11/30/2012	33.33
88107000	CAP Move-CWIP	UZ	2000000574	11/30/2012	9.82
88107000	CAP Move-CWIP	UZ	2000000574	11/30/2012	3.22
88107000	CAP Move-CWIP	UZ	2000000574	11/30/2012	(1.83)
88107000	CAP Move-CWIP	UN	2000000588	11/30/2012	(511.74)

Kentucky American Water Company

Case No. 2012-00520

Response to PSC DR1, Item 31

Account	Description	Doc Type	Document Number	Posting Date	Amount
88107000	CAP Move-CWIP	UZ	2000000570	11/30/2012	3.22
88107000	CAP Move-CWIP	UZ	2000000570	11/30/2012	5.02
88107000	CAP Move-CWIP	UZ	2000000570	11/30/2012	9.82
88107000	CAP Move-CWIP	UZ	2000000570	11/30/2012	23.03
88107000	CAP Move-CWIP	UZ	2000000570	11/30/2012	(89.43)
88107000	CAP Move-CWIP	UZ	2000000572	11/30/2012	345.25
88107000	CAP Move-CWIP	UZ	2000000572	11/30/2012	(1.47)
88107000	CAP Move-CWIP	UZ	2000000572	11/30/2012	(37.22)
88107000	CAP Move-CWIP	UZ	2000000572	11/30/2012	33.33
88107000	CAP Move-CWIP	UZ	2000000572	11/30/2012	(0.47)
88107000	CAP Move-CWIP	UZ	2000000572	11/30/2012	17.66
88107000	CAP Move-CWIP	UZ	2000000574	11/30/2012	21.33
88107000	CAP Move-CWIP	UZ	2000000574	11/30/2012	30.02
88107000	CAP Move-CWIP	UZ	2000000581	11/30/2012	(1.83)
88107000	CAP Move-CWIP	UN	2000000588	11/30/2012	(358.26)
88107000	CAP Move-CWIP	UZ	2000000570	11/30/2012	(0.04)
88107000	CAP Move-CWIP	UZ	2000000570	11/30/2012	0.34
88107000	CAP Move-CWIP	UZ	2000000572	11/30/2012	2.02
88107000	CAP Move-CWIP	UZ	2000000572	11/30/2012	20.80
88107000	CAP Move-CWIP	UZ	2000000574	11/30/2012	8.18
88107000	CAP Move-CWIP	UZ	2000000581	11/30/2012	23.60
88107000	CAP Move-CWIP	UN	2000000588	11/30/2012	(54.90)
88107000	CAP Move-CWIP	UZ	2000000572	11/30/2012	14.35
88107000	CAP Move-CWIP	UZ	2000000572	11/30/2012	(0.04)
88107000	CAP Move-CWIP	UZ	2000000572	11/30/2012	2.02
88107000	CAP Move-CWIP	UZ	2000000574	11/30/2012	23.60
88107000	CAP Move-CWIP	UZ	2000000574	11/30/2012	14.12
88107000	CAP Move-CWIP	UZ	2000000574	11/30/2012	0.34
88107000	CAP Move-CWIP	UN	2000000588	11/30/2012	(54.39)
88107000	CAP Move-CWIP	UZ	2000000570	11/30/2012	2.02
88107000	CAP Move-CWIP	UZ	2000000570	11/30/2012	0.34
88107000	CAP Move-CWIP	UZ	2000000574	11/30/2012	23.60
88107000	CAP Move-CWIP	UZ	2000000574	11/30/2012	2.95
88107000	CAP Move-CWIP	UZ	2000000574	11/30/2012	19.63
88107000	CAP Move-CWIP	UZ	2000000581	11/30/2012	(0.04)
88107000	CAP Move-CWIP	UN	2000000588	11/30/2012	(48.50)
88107000	CAP Move-CWIP	UZ	2000000570	11/30/2012	(22.58)
88107000	CAP Move-CWIP	UZ	2000000570	11/30/2012	(9.85)
88107000	CAP Move-CWIP	UN	2000000588	11/30/2012	32.43
88107000	CAP Move-CWIP	UZ	2000000570	11/30/2012	(136.85)
88107000	CAP Move-CWIP	UZ	2000000572	11/30/2012	677.45
88107000	CAP Move-CWIP	UZ	2000000574	11/30/2012	(5.69)
88107000	CAP Move-CWIP	UN	2000000588	11/30/2012	(534.91)
88107000	CAP Move-CWIP	UZ	2000000570	11/30/2012	(5.69)
88107000	CAP Move-CWIP	UZ	2000000572	11/30/2012	677.45
88107000	CAP Move-CWIP	UZ	2000000572	11/30/2012	(136.85)
88107000	CAP Move-CWIP	UN	2000000588	11/30/2012	(534.91)
88107000	CAP Move-CWIP	UZ	2000000570	11/30/2012	(136.85)
88107000	CAP Move-CWIP	UZ	2000000574	11/30/2012	(5.69)
88107000	CAP Move-CWIP	UZ	2000000581	11/30/2012	677.45
88107000	CAP Move-CWIP	UN	2000000588	11/30/2012	(534.91)
88107000	CAP Move-CWIP	UZ	2000000570	11/30/2012	531.63
88107000	CAP Move-CWIP	UZ	2000000570	11/30/2012	1.67

## Kentucky American Water Company

Case No. 2012-00520

Response to PSC DR1, Item 31

Account	Description	Doc Type	Document Number	Posting Date	Amount
88107000	CAP Move-CWIP	UZ	2000000570	11/30/2012	3.89
88107000	CAP Move-CWIP	UZ	2000000570	11/30/2012	10.11
88107000	CAP Move-CWIP	UZ	2000000570	11/30/2012	(0.16)
88107000	CAP Move-CWIP	UZ	2000000572	11/30/2012	11.11
88107000	CAP Move-CWIP	UZ	2000000572	11/30/2012	(0.49)
88107000	CAP Move-CWIP	UZ	2000000572	11/30/2012	82.22
88107000	CAP Move-CWIP	UZ	2000000572	11/30/2012	(0.61)
88107000	CAP Move-CWIP	UZ	2000000572	11/30/2012	(28.12)
88107000	CAP Move-CWIP	UZ	2000000574	11/30/2012	1.07
88107000	CAP Move-CWIP	UZ	2000000574	11/30/2012	23.96
88107000	CAP Move-CWIP	UZ	2000000574	11/30/2012	(12.41)
88107000	CAP Move-CWIP	UZ	2000000581	11/30/2012	5.89
88107000	CAP Move-CWIP	UZ	2000000581	11/30/2012	6.85
88107000	CAP Move-CWIP	UN	2000000588	11/30/2012	(636.61)
88107000	CAP Move-CWIP	UZ	2000000570	11/30/2012	(56.22)
88107000	CAP Move-CWIP	UZ	2000000570	11/30/2012	2.14
88107000	CAP Move-CWIP	UZ	2000000570	11/30/2012	217.47
88107000	CAP Move-CWIP	UZ	2000000570	11/30/2012	(0.31)
88107000	CAP Move-CWIP	UZ	2000000572	11/30/2012	22.22
88107000	CAP Move-CWIP	UZ	2000000572	11/30/2012	(24.81)
88107000	CAP Move-CWIP	UZ	2000000572	11/30/2012	78.49
88107000	CAP Move-CWIP	UZ	2000000572	11/30/2012	11.77
88107000	CAP Move-CWIP	UZ	2000000572	11/30/2012	17.30
88107000	CAP Move-CWIP	UZ	2000000574	11/30/2012	(1.21)
88107000	CAP Move-CWIP	UZ	2000000574	11/30/2012	30.39
88107000	CAP Move-CWIP	UZ	2000000574	11/30/2012	12.61
88107000	CAP Move-CWIP	UZ	2000000581	11/30/2012	3.34
88107000	CAP Move-CWIP	UZ	2000000581	11/30/2012	(0.98)
88107000	CAP Move-CWIP	UZ	2000000581	11/30/2012	16.40
88107000	CAP Move-CWIP	UN	2000000588	11/30/2012	(328.60)
88107000	CAP Move-CWIP	UZ	2000000570	11/30/2012	66.66
88107000	CAP Move-CWIP	UZ	2000000570	11/30/2012	36.27
88107000	CAP Move-CWIP	UZ	2000000570	11/30/2012	92.44
88107000	CAP Move-CWIP	UZ	2000000570	11/30/2012	(0.94)
88107000	CAP Move-CWIP	UZ	2000000570	11/30/2012	(74.44)
88107000	CAP Move-CWIP	UZ	2000000572	11/30/2012	(168.70)
88107000	CAP Move-CWIP	UZ	2000000572	11/30/2012	22.06
88107000	CAP Move-CWIP	UZ	2000000572	11/30/2012	6.43
88107000	CAP Move-CWIP	UZ	2000000572	11/30/2012	80.29
88107000	CAP Move-CWIP	UZ	2000000574	11/30/2012	(2.94)
88107000	CAP Move-CWIP	UZ	2000000574	11/30/2012	(3.66)
88107000	CAP Move-CWIP	UZ	2000000574	11/30/2012	711.55
88107000	CAP Move-CWIP	UZ	2000000581	11/30/2012	20.60
88107000	CAP Move-CWIP	UZ	2000000581	11/30/2012	612.72
88107000	CAP Move-CWIP	UZ	2000000581	11/30/2012	10.04
88107000	CAP Move-CWIP	UN	2000000588	11/30/2012	(1,408.38)
88107000	CAP Move-CWIP	UZ	2000000570	11/30/2012	(74.44)
88107000	CAP Move-CWIP	UZ	2000000570	11/30/2012	690.21
88107000	CAP Move-CWIP	UZ	2000000572	11/30/2012	66.66
88107000	CAP Move-CWIP	UZ	2000000572	11/30/2012	58.15
88107000	CAP Move-CWIP	UZ	2000000572	11/30/2012	(3.66)
88107000	CAP Move-CWIP	UZ	2000000572	11/30/2012	50.90
88107000	CAP Move-CWIP	UZ	2000000572	11/30/2012	6.43



## Kentucky American Water Company

Case No. 2012-00520

Response to PSC DR1, Item 31

Account	Description	Doc Type	Document Number	Posting Date	Amount
88107000	CAP Move-CWIP	UZ	2000000572	11/30/2012	10.04
88107000	CAP Move-CWIP	UZ	2000000572	11/30/2012	(0.94)
88107000	CAP Move-CWIP	UZ	2000000574	11/30/2012	551.41
88107000	CAP Move-CWIP	UZ	2000000574	11/30/2012	(168.70)
88107000	CAP Move-CWIP	UZ	2000000574	11/30/2012	35.33
88107000	CAP Move-CWIP	UZ	2000000574	11/30/2012	(2.94)
88107000	CAP Move-CWIP	UZ	2000000574	11/30/2012	40.62
88107000	CAP Move-CWIP	UZ	2000000581	11/30/2012	30.35
88107000	CAP Move-CWIP	UN	2000000588	11/30/2012	(1,289.42)
88107000	CAP Move-CWIP	UZ	2000000570	11/30/2012	(116.04)
88107000	CAP Move-CWIP	UZ	2000000570	11/30/2012	44.43
88107000	CAP Move-CWIP	UZ	2000000570	11/30/2012	(0.85)
88107000	CAP Move-CWIP	UZ	2000000570	11/30/2012	6.74
88107000	CAP Move-CWIP	UZ	2000000570	11/30/2012	(1.96)
88107000	CAP Move-CWIP	UZ	2000000572	11/30/2012	13.10
88107000	CAP Move-CWIP	UZ	2000000572	11/30/2012	(49.63)
88107000	CAP Move-CWIP	UZ	2000000572	11/30/2012	22.09
88107000	CAP Move-CWIP	UZ	2000000572	11/30/2012	425.38
88107000	CAP Move-CWIP	UZ	2000000572	11/30/2012	16.11
88107000	CAP Move-CWIP	UZ	2000000574	11/30/2012	6.70
88107000	CAP Move-CWIP	UZ	2000000581	11/30/2012	(2.45)
88107000	CAP Move-CWIP	UZ	2000000581	11/30/2012	4.29
88107000	CAP Move-CWIP	UZ	2000000581	11/30/2012	23.55
88107000	CAP Move-CWIP	UN	2000000588	11/30/2012	(391.46)
88107000	CAP Move-CWIP	UZ	2000000570	11/30/2012	16.57
88107000	CAP Move-CWIP	UZ	2000000570	11/30/2012	3.22
88107000	CAP Move-CWIP	UZ	2000000570	11/30/2012	12.41
88107000	CAP Move-CWIP	UZ	2000000570	11/30/2012	33.33
88107000	CAP Move-CWIP	UZ	2000000570	11/30/2012	(88.46)
88107000	CAP Move-CWIP	UZ	2000000572	11/30/2012	5.02
88107000	CAP Move-CWIP	UZ	2000000572	11/30/2012	17.66
88107000	CAP Move-CWIP	UZ	2000000572	11/30/2012	(1.83)
88107000	CAP Move-CWIP	UZ	2000000572	11/30/2012	9.82
88107000	CAP Move-CWIP	UZ	2000000572	11/30/2012	5.93
88107000	CAP Move-CWIP	UZ	2000000574	11/30/2012	(37.22)
88107000	CAP Move-CWIP	UZ	2000000574	11/30/2012	(0.72)
88107000	CAP Move-CWIP	UZ	2000000574	11/30/2012	379.59
88107000	CAP Move-CWIP	UZ	2000000581	11/30/2012	(1.47)
88107000	CAP Move-CWIP	UN	2000000588	11/30/2012	(353.85)
88107000	CAP Move-CWIP	UZ	2000000570	11/30/2012	(1.96)
88107000	CAP Move-CWIP	UZ	2000000570	11/30/2012	44.43
88107000	CAP Move-CWIP	UZ	2000000570	11/30/2012	(49.63)
88107000	CAP Move-CWIP	UZ	2000000570	11/30/2012	49.46
88107000	CAP Move-CWIP	UZ	2000000570	11/30/2012	(3.09)
88107000	CAP Move-CWIP	UZ	2000000570	11/30/2012	40.70
88107000	CAP Move-CWIP	UZ	2000000570	11/30/2012	23.55
88107000	CAP Move-CWIP	UZ	2000000570	11/30/2012	508.91
88107000	CAP Move-CWIP	UZ	2000000570	11/30/2012	2,360.70
88107000	CAP Move-CWIP	UZ	2000000570	11/30/2012	(0.35)
88107000	CAP Move-CWIP	UZ	2000000572	11/30/2012	(2.65)
88107000	CAP Move-CWIP	UZ	2000000572	11/30/2012	450.89
88107000	CAP Move-CWIP	UZ	2000000572	11/30/2012	(2.45)
88107000	CAP Move-CWIP	UZ	2000000572	11/30/2012	6.70

## Kentucky American Water Company

Case No. 2012-00520

Response to PSC DR1, Item 31

Account	Description	Doc Type	Document Number	Posting Date	Amount
88107000	CAP Move-CWIP	UZ	200000572	11/30/2012	(2,159.11)
88107000	CAP Move-CWIP	UZ	200000572	11/30/2012	(272.93)
88107000	CAP Move-CWIP	UZ	200000572	11/30/2012	(23.87)
88107000	CAP Move-CWIP	UZ	200000572	11/30/2012	4.29
88107000	CAP Move-CWIP	UZ	200000581	11/30/2012	27.44
88107000	CAP Move-CWIP	UN	200000588	11/30/2012	(1,001.03)
88107000	CAP Move-CWIP	UZ	200000570	11/30/2012	(6.61)
88107000	CAP Move-CWIP	UZ	200000570	11/30/2012	(3.04)
88107000	CAP Move-CWIP	UZ	200000570	11/30/2012	3.36
88107000	CAP Move-CWIP	UZ	200000570	11/30/2012	44.95
88107000	CAP Move-CWIP	UZ	200000570	11/30/2012	8,974.19
88107000	CAP Move-CWIP	UZ	200000570	11/30/2012	2.41
88107000	CAP Move-CWIP	UZ	200000572	11/30/2012	(0.50)
88107000	CAP Move-CWIP	UZ	200000572	11/30/2012	136.77
88107000	CAP Move-CWIP	UZ	200000572	11/30/2012	(34.73)
88107000	CAP Move-CWIP	UZ	200000574	11/30/2012	5.67
88107000	CAP Move-CWIP	UZ	200000574	11/30/2012	(78.06)
88107000	CAP Move-CWIP	UZ	200000581	11/30/2012	(3.85)
88107000	CAP Move-CWIP	UN	200000588	11/30/2012	(9,040.56)
88107000	CAP Move-CWIP	UZ	200000570	11/30/2012	(34.73)
88107000	CAP Move-CWIP	UZ	200000570	11/30/2012	2.40
88107000	CAP Move-CWIP	UZ	200000572	11/30/2012	44.96
88107000	CAP Move-CWIP	UZ	200000572	11/30/2012	(8,109.87)
88107000	CAP Move-CWIP	UZ	200000572	11/30/2012	(3.85)
88107000	CAP Move-CWIP	UZ	200000572	11/30/2012	5.67
88107000	CAP Move-CWIP	UZ	200000574	11/30/2012	135.23
88107000	CAP Move-CWIP	UZ	200000574	11/30/2012	(0.50)
88107000	CAP Move-CWIP	UZ	200000574	11/30/2012	(3.04)
88107000	CAP Move-CWIP	UZ	200000574	11/30/2012	(324.25)
88107000	CAP Move-CWIP	UZ	200000581	11/30/2012	3.36
88107000	CAP Move-CWIP	UZ	200000581	11/30/2012	2,888.64
88107000	CAP Move-CWIP	UN	200000588	11/30/2012	5,395.98
88107000	CAP Move-CWIP	UZ	200000555	11/30/2012	246.42
88107000	CAP Move-CWIP	UZ	200000558	11/30/2012	189.03
88107000	CAP Move-CWIP	UZ	200000570	11/30/2012	44.72
88107000	CAP Move-CWIP	UZ	200000570	11/30/2012	463.98
88107000	CAP Move-CWIP	UZ	200000570	11/30/2012	(2.45)
88107000	CAP Move-CWIP	UZ	200000570	11/30/2012	477.14
88107000	CAP Move-CWIP	UZ	200000570	11/30/2012	36.24
88107000	CAP Move-CWIP	UZ	200000570	11/30/2012	(0.63)
88107000	CAP Move-CWIP	UZ	200000570	11/30/2012	44.43
88107000	CAP Move-CWIP	UZ	200000570	11/30/2012	24.78
88107000	CAP Move-CWIP	UZ	200000572	11/30/2012	(13.83)
88107000	CAP Move-CWIP	UZ	200000572	11/30/2012	6.70
88107000	CAP Move-CWIP	UZ	200000572	11/30/2012	(1.96)
88107000	CAP Move-CWIP	UZ	200000572	11/30/2012	(49.63)
88107000	CAP Move-CWIP	UZ	200000574	11/30/2012	24.41
88107000	CAP Move-CWIP	UZ	200000574	11/30/2012	4,951.79
88107000	CAP Move-CWIP	UZ	200000574	11/30/2012	4.29
88107000	CAP Move-CWIP	UZ	200000581	11/30/2012	(170.35)
88107000	CAP Move-CWIP	UZ	200000558	11/30/2012	202.82
88107000	CAP Move-CWIP	UZ	200000558	11/30/2012	264.39
88107000	CAP Move-CWIP	UZ	200000570	11/30/2012	(2.45)

## Kentucky American Water Company

Case No. 2012-00520

Response to PSC DR1, Item 31

Account	Description	Doc Type	Document Number	Posting Date	Amount
88107000	CAP Move-CWIP	UZ	2000000570	11/30/2012	(62.03)
88107000	CAP Move-CWIP	UZ	2000000570	11/30/2012	5,455.52
88107000	CAP Move-CWIP	UZ	2000000570	11/30/2012	55.55
88107000	CAP Move-CWIP	UZ	2000000572	11/30/2012	29.44
88107000	CAP Move-CWIP	UZ	2000000572	11/30/2012	48.51
88107000	CAP Move-CWIP	UZ	2000000572	11/30/2012	8.37
88107000	CAP Move-CWIP	UZ	2000000572	11/30/2012	(226.18)
88107000	CAP Move-CWIP	UZ	2000000572	11/30/2012	624.71
88107000	CAP Move-CWIP	UZ	2000000574	11/30/2012	(0.78)
88107000	CAP Move-CWIP	UZ	2000000574	11/30/2012	(3.05)
88107000	CAP Move-CWIP	UZ	2000000574	11/30/2012	30.66
88107000	CAP Move-CWIP	UZ	2000000574	11/30/2012	53.19
88107000	CAP Move-CWIP	UZ	2000000581	11/30/2012	(119.53)
88107000	CAP Move-CWIP	UZ	2000000581	11/30/2012	5.36
88107000	CAP Move-CWIP	UZ	2000000581	11/30/2012	50.77
88107000	CAP Move-CWIP	UZ	2000000558	11/30/2012	7.68
88107000	CAP Move-CWIP	UZ	2000000558	11/30/2012	5.89
88107000	CAP Move-CWIP	UZ	2000000555	11/30/2012	7.76
88107000	CAP Move-CWIP	UZ	2000000558	11/30/2012	5.95
88107000	CAP Move-CWIP	UZ	2000000555	11/30/2012	274.46
88107000	CAP Move-CWIP	UZ	2000000558	11/30/2012	210.54
88107000	CAP Move-CWIP	UZ	2000000555	11/30/2012	210.54
88107000	CAP Move-CWIP	UZ	2000000558	11/30/2012	274.46
88252100	CAP Move-ADV NT	UN	2000000540	11/30/2012	(488.16)
88252100	CAP Move-ADV NT	UN	2000000529	11/30/2012	15,219.97
88252170	CAP Move-ADV NT WIP	UZ	2000000516	11/30/2012	(36,642.00)
88252170	CAP Move-ADV NT WIP	UZ	2000000531	11/30/2012	(488.16)
88252170	CAP Move-ADV NT WIP	UN	2000000540	11/30/2012	488.16
88252170	CAP Move-ADV NT WIP	UN	2000000529	11/30/2012	(15,219.97)
88252170	CAP Move-ADV NT WIP	UZ	2000000516	11/30/2012	(27,554.00)
88257000	CAP Move-COR	UC	2000000602	11/30/2012	11.89
88257000	CAP Move-COR	UC	2000000604	11/30/2012	47.62
88257000	CAP Move-COR	UC	2000000602	11/30/2012	(9.04)
88257000	CAP Move-COR	UC	2000000604	11/30/2012	81.77
88257000	CAP Move-COR	UC	2000000602	11/30/2012	(324.44)
88257000	CAP Move-COR	UC	2000000589	11/30/2012	213.04
88257000	CAP Move-COR	UC	2000000591	11/30/2012	191.87
88257000	CAP Move-COR	UC	2000000604	11/30/2012	276.73
88257000	CAP Move-COR	UC	2000000591	11/30/2012	2.12
88257100	CAP Move-RWIP	UZ	2000000550	11/30/2012	(500.00)
88257100	CAP Move-RWIP	UZ	2000000583	11/30/2012	75.00
88257100	CAP Move-RWIP	UZ	2000000516	11/30/2012	(170.00)
88257100	CAP Move-RWIP	UZ	2000000516	11/30/2012	170.00
88257100	CAP Move-RWIP	UZ	2000000518	11/30/2012	(40.00)
88257100	CAP Move-RWIP	UZ	2000000518	11/30/2012	40.00
88257100	CAP Move-RWIP	UZ	2000000522	11/30/2012	7.81
88257100	CAP Move-RWIP	UZ	2000000522	11/30/2012	(7.02)
88257100	CAP Move-RWIP	UZ	2000000531	11/30/2012	59.54
88257100	CAP Move-RWIP	UZ	2000000546	11/30/2012	4.10
88257100	CAP Move-RWIP	UZ	2000000583	11/30/2012	447.62
88257100	CAP Move-RWIP	UZ	2000000525	11/30/2012	0.08
88257100	CAP Move-RWIP	UZ	2000000525	11/30/2012	0.23
88257100	CAP Move-RWIP	UZ	2000000525	11/30/2012	0.60

## Kentucky American Water Company

Case No. 2012-00520

Response to PSC DR1, Item 31

Account	Description	Doc Type	Document Number	Posting Date	Amount
88257100	CAP Move-RWIP	UZ	2000000525	11/30/2012	0.42
88257100	CAP Move-RWIP	UZ	2000000546	11/30/2012	0.99
88257100	CAP Move-RWIP	UZ	2000000570	11/30/2012	0.61
88257100	CAP Move-RWIP	UZ	2000000570	11/30/2012	8.02
88257100	CAP Move-RWIP	UZ	2000000570	11/30/2012	0.56
88257100	CAP Move-RWIP	UZ	2000000570	11/30/2012	0.24
88257100	CAP Move-RWIP	UZ	2000000574	11/30/2012	0.42
88257100	CAP Move-RWIP	UZ	2000000525	11/30/2012	0.08
88257100	CAP Move-RWIP	UZ	2000000525	11/30/2012	0.60
88257100	CAP Move-RWIP	UZ	2000000525	11/30/2012	0.42
88257100	CAP Move-RWIP	UZ	2000000525	11/30/2012	0.23
88257100	CAP Move-RWIP	UZ	2000000546	11/30/2012	(0.26)
88257100	CAP Move-RWIP	UZ	2000000570	11/30/2012	0.34
88257100	CAP Move-RWIP	UZ	2000000571	11/30/2012	6.42
88257100	CAP Move-RWIP	UZ	2000000572	11/30/2012	0.19
88257100	CAP Move-RWIP	UZ	2000000572	11/30/2012	0.45
88257100	CAP Move-RWIP	UZ	2000000574	11/30/2012	0.49
88257100	CAP Move-RWIP	UZ	2000000525	11/30/2012	2.42
88257100	CAP Move-RWIP	UZ	2000000525	11/30/2012	18.17
88257100	CAP Move-RWIP	UZ	2000000525	11/30/2012	6.96
88257100	CAP Move-RWIP	UZ	2000000525	11/30/2012	12.60
88257100	CAP Move-RWIP	UZ	2000000533	11/30/2012	(595.82)
88257100	CAP Move-RWIP	UZ	2000000533	11/30/2012	1,580.83
88257100	CAP Move-RWIP	UZ	2000000541	11/30/2012	595.82
88257100	CAP Move-RWIP	UZ	2000000546	11/30/2012	573.92
88257100	CAP Move-RWIP	UZ	2000000548	11/30/2012	7.70
88257100	CAP Move-RWIP	UZ	2000000570	11/30/2012	2.46
88257100	CAP Move-RWIP	UZ	2000000570	11/30/2012	10.52
88257100	CAP Move-RWIP	UZ	2000000570	11/30/2012	3.73
88257100	CAP Move-RWIP	UZ	2000000570	11/30/2012	43.32
88257100	CAP Move-RWIP	UZ	2000000571	11/30/2012	0.10
88257100	CAP Move-RWIP	UZ	2000000572	11/30/2012	7.60
88257100	CAP Move-RWIP	UZ	2000000525	11/30/2012	85.23
88257100	CAP Move-RWIP	UZ	2000000525	11/30/2012	32.64
88257100	CAP Move-RWIP	UZ	2000000525	11/30/2012	59.12
88257100	CAP Move-RWIP	UZ	2000000525	11/30/2012	11.37
88257100	CAP Move-RWIP	UZ	2000000533	11/30/2012	123.81
88257100	CAP Move-RWIP	UZ	2000000546	11/30/2012	65.07
88257100	CAP Move-RWIP	UZ	2000000572	11/30/2012	67.96
88257100	CAP Move-RWIP	UZ	2000000525	11/30/2012	74.02
88257100	CAP Move-RWIP	UZ	2000000525	11/30/2012	14.23
88257100	CAP Move-RWIP	UZ	2000000525	11/30/2012	106.72
88257100	CAP Move-RWIP	UZ	2000000525	11/30/2012	40.87
88257100	CAP Move-RWIP	UZ	2000000533	11/30/2012	740.42
88257100	CAP Move-RWIP	UZ	2000000546	11/30/2012	(44.07)
88257100	CAP Move-RWIP	UZ	2000000550	11/30/2012	22.21
88257100	CAP Move-RWIP	UZ	2000000550	11/30/2012	4.93
88257100	CAP Move-RWIP	UZ	2000000570	11/30/2012	679.71
88257100	CAP Move-RWIP	UZ	2000000572	11/30/2012	389.97
88257100	CAP Move-RWIP	UZ	2000000572	11/30/2012	799.52
88257100	CAP Move-RWIP	UZ	2000000572	11/30/2012	0.31
88257100	CAP Move-RWIP	UZ	2000000572	11/30/2012	108.32
88257100	CAP Move-RWIP	UZ	2000000572	11/30/2012	45.80

## Kentucky American Water Company

Case No. 2012-00520

Response to PSC DR1, Item 31

Account	Description	Doc Type	Document Number	Posting Date	Amount
88257100	CAP Move-RWIP	UZ	2000000572	11/30/2012	268.39
88257100	CAP Move-RWIP	UZ	2000000574	11/30/2012	53.71
88257100	CAP Move-RWIP	UZ	2000000583	11/30/2012	1,985.20
88257100	CAP Move-RWIP	UZ	2000000546	11/30/2012	(175.88)
88257100	CAP Move-RWIP	UZ	2000000570	11/30/2012	36.75
88257100	CAP Move-RWIP	UZ	2000000570	11/30/2012	243.85
88257100	CAP Move-RWIP	UZ	2000000570	11/30/2012	8.11
88257100	CAP Move-RWIP	UZ	2000000572	11/30/2012	20.18
88257100	CAP Move-RWIP	UZ	2000000574	11/30/2012	3,064.18
88257100	CAP Move-RWIP	UZ	2000000574	11/30/2012	8.23
88257100	CAP Move-RWIP	UZ	2000000581	11/30/2012	27.46
88257100	CAP Move-RWIP	UZ	2000000546	11/30/2012	(2.28)
88257100	CAP Move-RWIP	UZ	2000000526	11/30/2012	697.50
88257100	CAP Move-RWIP	UZ	2000000546	11/30/2012	48.76
88257100	CAP Move-RWIP	UZ	2000000525	11/30/2012	131.96
88257100	CAP Move-RWIP	UZ	2000000525	11/30/2012	72.86
88257100	CAP Move-RWIP	UZ	2000000525	11/30/2012	190.24
88257100	CAP Move-RWIP	UZ	2000000525	11/30/2012	25.37
88257100	CAP Move-RWIP	UZ	2000000526	11/30/2012	7,330.57
88257100	CAP Move-RWIP	UZ	2000000526	11/30/2012	5,417.87
88257100	CAP Move-RWIP	UZ	2000000533	11/30/2012	392.79
88257100	CAP Move-RWIP	UZ	2000000546	11/30/2012	891.12
88257100	CAP Move-RWIP	UZ	2000000546	11/30/2012	240.83
88257100	CAP Move-RWIP	UZ	2000000548	11/30/2012	20.73
88257100	CAP Move-RWIP	UZ	2000000570	11/30/2012	29.38
88257100	CAP Move-RWIP	UZ	2000000570	11/30/2012	0.96
88257100	CAP Move-RWIP	UZ	2000000570	11/30/2012	3,841.65
88257100	CAP Move-RWIP	UZ	2000000572	11/30/2012	168.58
88257100	CAP Move-RWIP	UZ	2000000572	11/30/2012	68.40
88257100	CAP Move-RWIP	UZ	2000000581	11/30/2012	31.62
88257100	CAP Move-RWIP	UZ	2000000581	11/30/2012	1,069.52
88257100	CAP Move-RWIP	UZ	2000000583	11/30/2012	9,113.24
88257100	CAP Move-RWIP	UZ	2000000526	11/30/2012	697.50
88257100	CAP Move-RWIP	UZ	2000000526	11/30/2012	1,421.97
88257100	CAP Move-RWIP	UZ	2000000546	11/30/2012	148.15
88257100	CAP Move-RWIP	UZ	2000000583	11/30/2012	250.00
88257100	CAP Move-RWIP	UZ	2000000583	11/30/2012	764.00
88257100	CAP Move-RWIP	UZ	2000000546	11/30/2012	0.66
88257100	CAP Move-RWIP	UC	2000000602	11/30/2012	(11.89)
88257100	CAP Move-RWIP	UZ	2000000525	11/30/2012	51.94
88257100	CAP Move-RWIP	UZ	2000000525	11/30/2012	6.93
88257100	CAP Move-RWIP	UZ	2000000525	11/30/2012	19.89
88257100	CAP Move-RWIP	UZ	2000000525	11/30/2012	36.02
88257100	CAP Move-RWIP	UZ	2000000526	11/30/2012	477.75
88257100	CAP Move-RWIP	UZ	2000000526	11/30/2012	425.75
88257100	CAP Move-RWIP	UZ	2000000533	11/30/2012	215.50
88257100	CAP Move-RWIP	UZ	2000000546	11/30/2012	63.06
88257100	CAP Move-RWIP	UZ	2000000546	11/30/2012	63.15
88257100	CAP Move-RWIP	UZ	2000000570	11/30/2012	6.96
88257100	CAP Move-RWIP	UZ	2000000572	11/30/2012	16.11
88257100	CAP Move-RWIP	UZ	2000000572	11/30/2012	238.67
88257100	CAP Move-RWIP	UZ	2000000572	11/30/2012	48.32
88257100	CAP Move-RWIP	UZ	2000000574	11/30/2012	0.31

## Kentucky American Water Company

Case No. 2012-00520

Response to PSC DR1, Item 31

Account	Description	Doc Type	Document Number	Posting Date	Amount
88257100	CAP Move-RWIP	UZ	2000000574	11/30/2012	37.62
88257100	CAP Move-RWIP	UZ	2000000574	11/30/2012	6.93
88257100	CAP Move-RWIP	UZ	2000000581	11/30/2012	9.21
88257100	CAP Move-RWIP	UZ	2000000583	11/30/2012	188.48
88257100	CAP Move-RWIP	UZ	2000000546	11/30/2012	3.11
88257100	CAP Move-RWIP	UC	2000000604	11/30/2012	(47.62)
88257100	CAP Move-RWIP	UZ	2000000526	11/30/2012	130.00
88257100	CAP Move-RWIP	UZ	2000000546	11/30/2012	9.09
88257100	CAP Move-RWIP	UZ	2000000546	11/30/2012	(0.59)
88257100	CAP Move-RWIP	UC	2000000602	11/30/2012	9.04
88257100	CAP Move-RWIP	UZ	2000000525	11/30/2012	0.59
88257100	CAP Move-RWIP	UZ	2000000525	11/30/2012	0.41
88257100	CAP Move-RWIP	UZ	2000000525	11/30/2012	0.22
88257100	CAP Move-RWIP	UZ	2000000525	11/30/2012	0.08
88257100	CAP Move-RWIP	UZ	2000000546	11/30/2012	0.37
88257100	CAP Move-RWIP	UZ	2000000546	11/30/2012	(86.28)
88257100	CAP Move-RWIP	UZ	2000000572	11/30/2012	1,234.36
88257100	CAP Move-RWIP	UZ	2000000546	11/30/2012	(111.15)
88257100	CAP Move-RWIP	UZ	2000000574	11/30/2012	1,590.12
88257100	CAP Move-RWIP	UZ	2000000525	11/30/2012	30.25
88257100	CAP Move-RWIP	UZ	2000000525	11/30/2012	11.59
88257100	CAP Move-RWIP	UZ	2000000525	11/30/2012	20.98
88257100	CAP Move-RWIP	UZ	2000000525	11/30/2012	4.03
88257100	CAP Move-RWIP	UZ	2000000531	11/30/2012	30.26
88257100	CAP Move-RWIP	UZ	2000000546	11/30/2012	7,722.44
88257100	CAP Move-RWIP	UZ	2000000546	11/30/2012	(2,296.01)
88257100	CAP Move-RWIP	UZ	2000000550	11/30/2012	38.83
88257100	CAP Move-RWIP	UZ	2000000570	11/30/2012	127.78
88257100	CAP Move-RWIP	UZ	2000000570	11/30/2012	550.57
88257100	CAP Move-RWIP	UZ	2000000572	11/30/2012	7.51
88257100	CAP Move-RWIP	UZ	2000000572	11/30/2012	9.86
88257100	CAP Move-RWIP	UZ	2000000572	11/30/2012	33.54
88257100	CAP Move-RWIP	UZ	2000000572	11/30/2012	7,174.31
88257100	CAP Move-RWIP	UZ	2000000581	11/30/2012	2.36
88257100	CAP Move-RWIP	UZ	2000000583	11/30/2012	29,601.33
88257100	CAP Move-RWIP	UZ	2000000526	11/30/2012	2.86
88257100	CAP Move-RWIP	UZ	2000000526	11/30/2012	8.45
88257100	CAP Move-RWIP	UZ	2000000546	11/30/2012	0.79
88257100	CAP Move-RWIP	UZ	2000000546	11/30/2012	4.55
88257100	CAP Move-RWIP	UC	2000000604	11/30/2012	(81.77)
88257100	CAP Move-RWIP	UZ	2000000546	11/30/2012	(21.20)
88257100	CAP Move-RWIP	UC	2000000602	11/30/2012	324.44
88257100	CAP Move-RWIP	UZ	2000000546	11/30/2012	(6.83)
88257100	CAP Move-RWIP	UZ	2000000533	11/30/2012	23.46
88257100	CAP Move-RWIP	UZ	2000000546	11/30/2012	1.64
88257100	CAP Move-RWIP	UZ	2000000525	11/30/2012	2.41
88257100	CAP Move-RWIP	UZ	2000000525	11/30/2012	12.53
88257100	CAP Move-RWIP	UZ	2000000525	11/30/2012	6.92
88257100	CAP Move-RWIP	UZ	2000000525	11/30/2012	18.06
88257100	CAP Move-RWIP	UZ	2000000546	11/30/2012	12.27
88257100	CAP Move-RWIP	UZ	2000000599	11/30/2012	352.08
88257100	CAP Move-RWIP	UZ	2000000546	11/30/2012	(2,205.95)
88257100	CAP Move-RWIP	UZ	2000000581	11/30/2012	122.82

## Kentucky American Water Company

Case No. 2012-00520

Response to PSC DR1, Item 31

Account	Description	Doc Type	Document Number	Posting Date	Amount
88257100	CAP Move-RWIP	UZ	2000000546	11/30/2012	2,268.84
88257100	CAP Move-RWIP	UZ	2000000546	11/30/2012	(585.69)
88257100	CAP Move-RWIP	UZ	2000000546	11/30/2012	(5,452.20)
88257100	CAP Move-RWIP	UZ	2000000546	11/30/2012	159.30
88257100	CAP Move-RWIP	UZ	2000000583	11/30/2012	4,300.00
88257100	CAP Move-RWIP	UZ	2000000546	11/30/2012	262.71
88257100	CAP Move-RWIP	UC	2000000589	11/30/2012	(213.04)
88257100	CAP Move-RWIP	UZ	2000000539	11/30/2012	9,575.00
88257100	CAP Move-RWIP	UZ	2000000546	11/30/2012	43.42
88257100	CAP Move-RWIP	UZ	2000000546	11/30/2012	669.29
88257100	CAP Move-RWIP	UZ	2000000546	11/30/2012	(1.86)
88257100	CAP Move-RWIP	UZ	2000000525	11/30/2012	0.09
88257100	CAP Move-RWIP	UZ	2000000525	11/30/2012	0.47
88257100	CAP Move-RWIP	UZ	2000000525	11/30/2012	0.26
88257100	CAP Move-RWIP	UZ	2000000525	11/30/2012	0.68
88257100	CAP Move-RWIP	UZ	2000000539	11/30/2012	9,598.70
88257100	CAP Move-RWIP	UZ	2000000546	11/30/2012	671.35
88257100	CAP Move-RWIP	UZ	2000000525	11/30/2012	0.26
88257100	CAP Move-RWIP	UZ	2000000525	11/30/2012	0.47
88257100	CAP Move-RWIP	UZ	2000000525	11/30/2012	0.68
88257100	CAP Move-RWIP	UZ	2000000525	11/30/2012	0.09
88257100	CAP Move-RWIP	UZ	2000000546	11/30/2012	4.56
88257100	CAP Move-RWIP	UZ	2000000525	11/30/2012	2.30
88257100	CAP Move-RWIP	UZ	2000000525	11/30/2012	1.27
88257100	CAP Move-RWIP	UZ	2000000525	11/30/2012	0.44
88257100	CAP Move-RWIP	UZ	2000000525	11/30/2012	3.31
88257100	CAP Move-RWIP	UZ	2000000546	11/30/2012	3.77
88257100	CAP Move-RWIP	UZ	2000000525	11/30/2012	2.04
88257100	CAP Move-RWIP	UZ	2000000525	11/30/2012	0.27
88257100	CAP Move-RWIP	UZ	2000000525	11/30/2012	1.42
88257100	CAP Move-RWIP	UZ	2000000525	11/30/2012	0.78
88257100	CAP Move-RWIP	UZ	2000000546	11/30/2012	1.41
88257100	CAP Move-RWIP	UZ	2000000525	11/30/2012	1.53
88257100	CAP Move-RWIP	UZ	2000000525	11/30/2012	2.77
88257100	CAP Move-RWIP	UZ	2000000525	11/30/2012	3.99
88257100	CAP Move-RWIP	UZ	2000000525	11/30/2012	0.53
88257100	CAP Move-RWIP	UZ	2000000546	11/30/2012	6.59
88257100	CAP Move-RWIP	UZ	2000000583	11/30/2012	1,420.71
88257100	CAP Move-RWIP	UZ	2000000546	11/30/2012	18.52
88257100	CAP Move-RWIP	UZ	2000000546	11/30/2012	(104.81)
88257100	CAP Move-RWIP	UZ	2000000583	11/30/2012	1,499.40
88257100	CAP Move-RWIP	UZ	2000000531	11/30/2012	(249.25)
88257100	CAP Move-RWIP	UZ	2000000531	11/30/2012	249.25
88257100	CAP Move-RWIP	UZ	2000000546	11/30/2012	17.42
88257100	CAP Move-RWIP	UZ	2000000525	11/30/2012	0.69
88257100	CAP Move-RWIP	UZ	2000000525	11/30/2012	1.25
88257100	CAP Move-RWIP	UZ	2000000525	11/30/2012	1.80
88257100	CAP Move-RWIP	UZ	2000000525	11/30/2012	0.24
88257100	CAP Move-RWIP	UZ	2000000546	11/30/2012	0.92
88257100	CAP Move-RWIP	UZ	2000000570	11/30/2012	0.34
88257100	CAP Move-RWIP	UZ	2000000570	11/30/2012	0.14
88257100	CAP Move-RWIP	UZ	2000000570	11/30/2012	0.36
88257100	CAP Move-RWIP	UZ	2000000570	11/30/2012	4.81

## Kentucky American Water Company

Case No. 2012-00520

Response to PSC DR1, Item 31

Account	Description	Doc Type	Document Number	Posting Date	Amount
88257100	CAP Move-RWIP	UZ	2000000574	11/30/2012	0.25
88257100	CAP Move-RWIP	UZ	2000000525	11/30/2012	9.96
88257100	CAP Move-RWIP	UZ	2000000525	11/30/2012	14.36
88257100	CAP Move-RWIP	UZ	2000000525	11/30/2012	5.50
88257100	CAP Move-RWIP	UZ	2000000525	11/30/2012	1.92
88257100	CAP Move-RWIP	UZ	2000000546	11/30/2012	50.99
88257100	CAP Move-RWIP	UC	2000000591	11/30/2012	(191.87)
88257100	CAP Move-RWIP	UZ	2000000546	11/30/2012	4.47
88257100	CAP Move-RWIP	UZ	2000000570	11/30/2012	3.91
88257100	CAP Move-RWIP	UZ	2000000572	11/30/2012	11.30
88257100	CAP Move-RWIP	UZ	2000000572	11/30/2012	2.01
88257100	CAP Move-RWIP	UZ	2000000574	11/30/2012	36.32
88257100	CAP Move-RWIP	UZ	2000000574	11/30/2012	154.83
88257100	CAP Move-RWIP	UC	2000000604	11/30/2012	(276.73)
88257100	CAP Move-RWIP	UZ	2000000546	11/30/2012	2.12
88257100	CAP Move-RWIP	UC	2000000591	11/30/2012	(2.12)
88257100	CAP Move-RWIP	UZ	2000000572	11/30/2012	70,000.00
88257100	CAP Move-RWIP	UZ	2000000570	11/30/2012	70,000.00
88257100	CAP Move-RWIP	UZ	2000000546	11/30/2012	11.19
88257100	CAP Move-RWIP	UZ	2000000546	11/30/2012	29.04
88257100	CAP Move-RWIP	UZ	2000000583	11/30/2012	145.73
88257100	CAP Move-RWIP	UZ	2000000546	11/30/2012	19.22
88257100	CAP Move-RWIP	UZ	2000000546	11/30/2012	(8.51)
88257100	CAP Move-RWIP	UZ	2000000546	11/30/2012	12.77
88257100	CAP Move-RWIP	UZ	2000000546	11/30/2012	35.12
88257100	CAP Move-RWIP	UZ	2000000583	11/30/2012	520.00
88257100	CAP Move-RWIP	UZ	2000000539	11/30/2012	1,500.00
88257100	CAP Move-RWIP	UZ	2000000546	11/30/2012	104.85
88271100	CAP Move-CIAC NT	UN	2000000540	11/30/2012	(6,010.64)
88271100	CAP Move-CIAC NT	UN	2000000529	11/30/2012	(4,118.42)
88271100	CAP Move-CIAC NT	UN	2000000529	11/30/2012	(2,789.90)
88271100	CAP Move-CIAC NT	UN	2000000529	11/30/2012	(7,353.00)
88271100	CAP Move-CIAC NT	UN	2000000562	11/30/2012	(500.00)
88271170	CAP Move-CIAC NT WIP	UZ	2000000531	11/30/2012	(6,010.64)
88271170	CAP Move-CIAC NT WIP	UN	2000000540	11/30/2012	6,010.64
88271170	CAP Move-CIAC NT WIP	UN	2000000529	11/30/2012	6,908.32
88271170	CAP Move-CIAC NT WIP	UZ	2000000526	11/30/2012	(69,290.00)
88271170	CAP Move-CIAC NT WIP	UZ	2000000516	11/30/2012	(19,021.00)
88271170	CAP Move-CIAC NT WIP	UN	2000000529	11/30/2012	7,353.00
88271170	CAP Move-CIAC NT WIP	UN	2000000562	11/30/2012	500.00
88271200	CAP Move-CIAC Tax	UN	2000000540	11/30/2012	(2,751.00)
88271270	CAP Move-CIAC Tx WIP	UZ	2000000531	11/30/2012	(2,751.00)
88271270	CAP Move-CIAC Tx WIP	UN	2000000540	11/30/2012	2,751.00
88900000	CAP Move-Settlement	UZ	2000000520	11/30/2012	(32,341.00)
88900000	CAP Move-Settlement	UZ	2000000520	11/30/2012	39,341.00
88900000	CAP Move-Settlement	UZ	2000000526	11/30/2012	11,079.00
88900000	CAP Move-Settlement	UZ	2000000526	11/30/2012	(22,158.00)
88900000	CAP Move-Settlement	UZ	2000000531	11/30/2012	(392.71)
88900000	CAP Move-Settlement	UZ	2000000546	11/30/2012	(573.12)
88900000	CAP Move-Settlement	UZ	2000000546	11/30/2012	(774.42)
88900000	CAP Move-Settlement	UZ	2000000570	11/30/2012	(27.45)
88900000	CAP Move-Settlement	UZ	2000000570	11/30/2012	(234.53)
88900000	CAP Move-Settlement	UZ	2000000572	11/30/2012	(80.64)



Kentucky American Water Company  
Case No. 2012-00520  
Response to PSC DR1, Item 31

Account	Description	Doc Type	Document Number	Posting Date	Amount
88900000	CAP Move-Settlement	UZ	200000581	11/30/2012	(1,098.00)
88900000	CAP Move-Settlement	UZ	200000516	11/30/2012	(70.82)
88900000	CAP Move-Settlement	UZ	200000520	11/30/2012	(4,967.83)
88900000	CAP Move-Settlement	UZ	200000520	11/30/2012	4,967.83
88900000	CAP Move-Settlement	UZ	200000525	11/30/2012	(109.91)
88900000	CAP Move-Settlement	UZ	200000525	11/30/2012	(287.00)
88900000	CAP Move-Settlement	UZ	200000525	11/30/2012	(38.28)
88900000	CAP Move-Settlement	UZ	200000525	11/30/2012	(199.07)
88900000	CAP Move-Settlement	UZ	200000526	11/30/2012	(1,700.00)
88900000	CAP Move-Settlement	UZ	200000546	11/30/2012	(466.08)
88900000	CAP Move-Settlement	UZ	200000546	11/30/2012	(189.02)
88900000	CAP Move-Settlement	UZ	200000516	11/30/2012	36,642.00
88900000	CAP Move-Settlement	UZ	200000550	11/30/2012	500.00
88900000	CAP Move-Settlement	UZ	200000531	11/30/2012	488.16
88900000	CAP Move-Settlement	UZ	200000531	11/30/2012	6,010.64
88900000	CAP Move-Settlement	UZ	200000546	11/30/2012	34.19
88900000	CAP Move-Settlement	UZ	200000546	11/30/2012	1,330.37
88900000	CAP Move-Settlement	UZ	200000550	11/30/2012	(1,214.86)
88900000	CAP Move-Settlement	UZ	200000570	11/30/2012	(18.98)
88900000	CAP Move-Settlement	UZ	200000570	11/30/2012	(6.48)
88900000	CAP Move-Settlement	UZ	200000572	11/30/2012	(59.64)
88900000	CAP Move-Settlement	UZ	200000574	11/30/2012	(259.20)
88900000	CAP Move-Settlement	UZ	200000583	11/30/2012	(7,500.00)
88900000	CAP Move-Settlement	UZ	200000546	11/30/2012	261.71
88900000	CAP Move-Settlement	UZ	200000546	11/30/2012	(53.55)
88900000	CAP Move-Settlement	UZ	200000570	11/30/2012	(1,036.80)
88900000	CAP Move-Settlement	UZ	200000570	11/30/2012	(238.28)
88900000	CAP Move-Settlement	UZ	200000572	11/30/2012	(76.04)
88900000	CAP Move-Settlement	UZ	200000574	11/30/2012	(25.92)
88900000	CAP Move-Settlement	UZ	200000525	11/30/2012	(6.45)
88900000	CAP Move-Settlement	UZ	200000525	11/30/2012	(18.53)
88900000	CAP Move-Settlement	UZ	200000525	11/30/2012	(48.39)
88900000	CAP Move-Settlement	UZ	200000525	11/30/2012	(33.56)
88900000	CAP Move-Settlement	UZ	200000546	11/30/2012	(36.50)
88900000	CAP Move-Settlement	UZ	200000548	11/30/2012	(189.91)
88900000	CAP Move-Settlement	UZ	200000570	11/30/2012	(172.24)
88900000	CAP Move-Settlement	UZ	200000570	11/30/2012	(59.15)
88900000	CAP Move-Settlement	UZ	200000570	11/30/2012	(12.28)
88900000	CAP Move-Settlement	UZ	200000572	11/30/2012	(0.87)
88900000	CAP Move-Settlement	UZ	200000572	11/30/2012	(295.89)
88900000	CAP Move-Settlement	UZ	200000516	11/30/2012	(17,000.00)
88900000	CAP Move-Settlement	UZ	200000516	11/30/2012	17,000.00
88900000	CAP Move-Settlement	UZ	200000518	11/30/2012	(4,000.00)
88900000	CAP Move-Settlement	UZ	200000518	11/30/2012	4,000.00
88900000	CAP Move-Settlement	UZ	200000522	11/30/2012	(780.88)
88900000	CAP Move-Settlement	UZ	200000522	11/30/2012	702.50
88900000	CAP Move-Settlement	UZ	200000546	11/30/2012	653.95
88900000	CAP Move-Settlement	UZ	200000546	11/30/2012	10.96
88900000	CAP Move-Settlement	UZ	200000516	11/30/2012	(644.04)
88900000	CAP Move-Settlement	UZ	200000516	11/30/2012	(801.94)
88900000	CAP Move-Settlement	UZ	200000520	11/30/2012	(30,850.00)
88900000	CAP Move-Settlement	UZ	200000525	11/30/2012	(120.99)
88900000	CAP Move-Settlement	UZ	200000525	11/30/2012	(46.33)

Kentucky American Water Company  
Case No. 2012-00520  
Response to PSC DR1, Item 31

Account	Description	Doc Type	Document Number	Posting Date	Amount
88900000	CAP Move-Settlement	UZ	2000000525	11/30/2012	(16.14)
88900000	CAP Move-Settlement	UZ	2000000525	11/30/2012	(83.92)
88900000	CAP Move-Settlement	UZ	2000000526	11/30/2012	69,290.00
88900000	CAP Move-Settlement	UZ	2000000546	11/30/2012	(775.63)
88900000	CAP Move-Settlement	UZ	2000000546	11/30/2012	(2,156.42)
88900000	CAP Move-Settlement	UZ	2000000516	11/30/2012	19,021.00
88900000	CAP Move-Settlement	UZ	2000000520	11/30/2012	(10,700.00)
88900000	CAP Move-Settlement	UZ	2000000546	11/30/2012	1,003.66
88900000	CAP Move-Settlement	UZ	2000000546	11/30/2012	(882.99)
88900000	CAP Move-Settlement	UZ	2000000550	11/30/2012	(1,702.79)
88900000	CAP Move-Settlement	UZ	2000000570	11/30/2012	(140.06)
88900000	CAP Move-Settlement	UZ	2000000570	11/30/2012	(39.13)
88900000	CAP Move-Settlement	UZ	2000000572	11/30/2012	(1.72)
88900000	CAP Move-Settlement	UZ	2000000572	11/30/2012	(538.56)
88900000	CAP Move-Settlement	UZ	2000000516	11/30/2012	(1,174.17)
88900000	CAP Move-Settlement	UZ	2000000520	11/30/2012	60,354.00
88900000	CAP Move-Settlement	UZ	2000000520	11/30/2012	(60,354.00)
88900000	CAP Move-Settlement	UZ	2000000525	11/30/2012	(104.51)
88900000	CAP Move-Settlement	UZ	2000000525	11/30/2012	(40.02)
88900000	CAP Move-Settlement	UZ	2000000525	11/30/2012	(13.94)
88900000	CAP Move-Settlement	UZ	2000000525	11/30/2012	(72.49)
88900000	CAP Move-Settlement	UZ	2000000526	11/30/2012	(27,288.00)
88900000	CAP Move-Settlement	UZ	2000000546	11/30/2012	(1,907.43)
88900000	CAP Move-Settlement	UZ	2000000546	11/30/2012	(511.40)
88900000	CAP Move-Settlement	UZ	2000000520	11/30/2012	(15,906.55)
88900000	CAP Move-Settlement	UZ	2000000520	11/30/2012	15,906.55
88900000	CAP Move-Settlement	UZ	2000000583	11/30/2012	(11.91)
88900000	CAP Move-Settlement	UZ	2000000516	11/30/2012	(188.69)
88900000	CAP Move-Settlement	UZ	2000000520	11/30/2012	(8,190.00)
88900000	CAP Move-Settlement	UZ	2000000520	11/30/2012	8,190.00
88900000	CAP Move-Settlement	UZ	2000000526	11/30/2012	(7,810.00)
88900000	CAP Move-Settlement	UZ	2000000546	11/30/2012	(131.54)
88900000	CAP Move-Settlement	UZ	2000000546	11/30/2012	(1,118.40)
88900000	CAP Move-Settlement	UZ	2000000516	11/30/2012	(784.28)
88900000	CAP Move-Settlement	UZ	2000000520	11/30/2012	(7,500.00)
88900000	CAP Move-Settlement	UZ	2000000525	11/30/2012	(32.16)
88900000	CAP Move-Settlement	UZ	2000000525	11/30/2012	(22.31)
88900000	CAP Move-Settlement	UZ	2000000525	11/30/2012	(12.32)
88900000	CAP Move-Settlement	UZ	2000000525	11/30/2012	(4.29)
88900000	CAP Move-Settlement	UZ	2000000546	11/30/2012	(85.95)
88900000	CAP Move-Settlement	UZ	2000000546	11/30/2012	(551.71)
88900000	CAP Move-Settlement	UZ	2000000516	11/30/2012	27,554.00
88900000	CAP Move-Settlement	UZ	2000000550	11/30/2012	(1,328.64)
88900000	CAP Move-Settlement	UZ	2000000526	11/30/2012	(7,000.00)
88900000	CAP Move-Settlement	UZ	2000000546	11/30/2012	(489.30)
88900000	CAP Move-Settlement	UZ	2000000546	11/30/2012	35.38
88900000	CAP Move-Settlement	UZ	2000000546	11/30/2012	(93.55)
88900000	CAP Move-Settlement	UZ	2000000583	11/30/2012	(137,363.25)
88900000	CAP Move-Settlement	UZ	2000000531	11/30/2012	(1,322.06)
88900000	CAP Move-Settlement	UZ	2000000544	11/30/2012	(138.86)
88900000	CAP Move-Settlement	UZ	2000000546	11/30/2012	8,245.53
88900000	CAP Move-Settlement	UZ	2000000546	11/30/2012	(7.51)
88900000	CAP Move-Settlement	UZ	2000000548	11/30/2012	(85.91)

Kentucky American Water Company  
Case No. 2012-00520  
Response to PSC DR1, Item 31

Account	Description	Doc Type	Document Number	Posting Date	Amount
88900000	CAP Move-Settlement	UZ	2000000550	11/30/2012	(8,245.53)
88900000	CAP Move-Settlement	UZ	2000000546	11/30/2012	(212.54)
88900000	CAP Move-Settlement	UZ	2000000558	11/30/2012	(1,687.19)
88900000	CAP Move-Settlement	UZ	2000000558	11/30/2012	(2,199.37)
88900000	CAP Move-Settlement	UZ	2000000525	11/30/2012	(61.05)
88900000	CAP Move-Settlement	UZ	2000000525	11/30/2012	(42.35)
88900000	CAP Move-Settlement	UZ	2000000525	11/30/2012	(23.38)
88900000	CAP Move-Settlement	UZ	2000000525	11/30/2012	(8.14)
88900000	CAP Move-Settlement	UZ	2000000546	11/30/2012	(49.79)
88900000	CAP Move-Settlement	UZ	2000000558	11/30/2012	(232.44)
88900000	CAP Move-Settlement	UZ	2000000558	11/30/2012	(303.01)
88900000	CAP Move-Settlement	UZ	2000000570	11/30/2012	(133.28)
88900000	CAP Move-Settlement	UZ	2000000570	11/30/2012	(228.90)
88900000	CAP Move-Settlement	UZ	2000000572	11/30/2012	(17.28)
88900000	CAP Move-Settlement	UZ	2000000572	11/30/2012	6,899.07
88900000	CAP Move-Settlement	UZ	2000000572	11/30/2012	546.52
88900000	CAP Move-Settlement	UZ	2000000572	11/30/2012	(12.03)
88900000	CAP Move-Settlement	UZ	2000000572	11/30/2012	(19.43)
88900000	CAP Move-Settlement	UZ	2000000572	11/30/2012	354.13
88900000	CAP Move-Settlement	UZ	2000000572	11/30/2012	488.81
88900000	CAP Move-Settlement	UZ	2000000574	11/30/2012	(4,279.35)
88900000	CAP Move-Settlement	UZ	2000000574	11/30/2012	(9.17)
88900000	CAP Move-Settlement	UZ	2000000581	11/30/2012	(48,875.16)
88900000	CAP Move-Settlement	UZ	2000000546	11/30/2012	(68.40)
88900000	CAP Move-Settlement	UZ	2000000546	11/30/2012	127.40
88900000	CAP Move-Settlement	UZ	2000000550	11/30/2012	(68.40)
88900000	CAP Move-Settlement	UZ	2000000555	11/30/2012	(1,919.94)
88900000	CAP Move-Settlement	UZ	2000000558	11/30/2012	(1,472.83)
88900000	CAP Move-Settlement	UZ	2000000583	11/30/2012	(16,313.50)
88900000	CAP Move-Settlement	UZ	2000000546	11/30/2012	(218.88)
88900000	CAP Move-Settlement	UZ	2000000583	11/30/2012	(3,206.46)
88900000	CAP Move-Settlement	UZ	2000000531	11/30/2012	(4,272.59)
88900000	CAP Move-Settlement	UZ	2000000546	11/30/2012	208,023.19
88900000	CAP Move-Settlement	UZ	2000000546	11/30/2012	(210,551.59)
88900000	CAP Move-Settlement	UZ	2000000550	11/30/2012	(208,023.19)
88900000	CAP Move-Settlement	UZ	2000000555	11/30/2012	(13,860.90)
88900000	CAP Move-Settlement	UZ	2000000555	11/30/2012	(10,633.02)
88900000	CAP Move-Settlement	UZ	2000000567	11/30/2012	(36,620.91)
88900000	CAP Move-Settlement	UZ	2000000570	11/30/2012	2,948,546.88
88900000	CAP Move-Settlement	UZ	2000000572	11/30/2012	(2,948,546.88)
88900000	CAP Move-Settlement	UZ	2000000531	11/30/2012	(130,551.12)
88900000	CAP Move-Settlement	UZ	2000000558	11/30/2012	(18.69)
88900000	CAP Move-Settlement	UZ	2000000558	11/30/2012	(14.34)
88900000	CAP Move-Settlement	UZ	2000000531	11/30/2012	(5,954.36)
88900000	CAP Move-Settlement	UZ	2000000546	11/30/2012	(405.96)
88900000	CAP Move-Settlement	UZ	2000000546	11/30/2012	(4.10)
88900000	CAP Move-Settlement	UZ	2000000583	11/30/2012	(44,761.60)
88900000	CAP Move-Settlement	UZ	2000000555	11/30/2012	(18.72)
88900000	CAP Move-Settlement	UZ	2000000558	11/30/2012	(14.36)
88900000	CAP Move-Settlement	UZ	2000000555	11/30/2012	(4.28)
88900000	CAP Move-Settlement	UZ	2000000558	11/30/2012	(3.28)
88900000	CAP Move-Settlement	UZ	2000000555	11/30/2012	(12.10)
88900000	CAP Move-Settlement	UZ	2000000555	11/30/2012	(15.77)

Kentucky American Water Company  
Case No. 2012-00520  
Response to PSC DR1, Item 31

Account	Description	Doc Type	Document Number	Posting Date	Amount
88900000	CAP Move-Settlement	UZ	2000000525	11/30/2012	(59.90)
88900000	CAP Move-Settlement	UZ	2000000525	11/30/2012	(41.55)
88900000	CAP Move-Settlement	UZ	2000000525	11/30/2012	(22.94)
88900000	CAP Move-Settlement	UZ	2000000525	11/30/2012	(7.99)
88900000	CAP Move-Settlement	UZ	2000000546	11/30/2012	(97.52)
88900000	CAP Move-Settlement	UZ	2000000546	11/30/2012	(0.99)
88900000	CAP Move-Settlement	UZ	2000000558	11/30/2012	(24.94)
88900000	CAP Move-Settlement	UZ	2000000558	11/30/2012	(19.13)
88900000	CAP Move-Settlement	UZ	2000000570	11/30/2012	(60.66)
88900000	CAP Move-Settlement	UZ	2000000572	11/30/2012	(24.04)
88900000	CAP Move-Settlement	UZ	2000000572	11/30/2012	(802.20)
88900000	CAP Move-Settlement	UZ	2000000574	11/30/2012	(42.09)
88900000	CAP Move-Settlement	UZ	2000000581	11/30/2012	(56.14)
88900000	CAP Move-Settlement	UZ	2000000558	11/30/2012	(0.22)
88900000	CAP Move-Settlement	UZ	2000000558	11/30/2012	(0.29)
88900000	CAP Move-Settlement	UZ	2000000525	11/30/2012	(22.95)
88900000	CAP Move-Settlement	UZ	2000000525	11/30/2012	(7.99)
88900000	CAP Move-Settlement	UZ	2000000525	11/30/2012	(59.91)
88900000	CAP Move-Settlement	UZ	2000000525	11/30/2012	(41.56)
88900000	CAP Move-Settlement	UZ	2000000546	11/30/2012	0.26
88900000	CAP Move-Settlement	UZ	2000000546	11/30/2012	25.44
88900000	CAP Move-Settlement	UZ	2000000555	11/30/2012	(29.63)
88900000	CAP Move-Settlement	UZ	2000000555	11/30/2012	(22.73)
88900000	CAP Move-Settlement	UZ	2000000570	11/30/2012	(33.70)
88900000	CAP Move-Settlement	UZ	2000000572	11/30/2012	(48.54)
88900000	CAP Move-Settlement	UZ	2000000572	11/30/2012	(641.76)
88900000	CAP Move-Settlement	UZ	2000000574	11/30/2012	(19.26)
88900000	CAP Move-Settlement	UZ	2000000581	11/30/2012	(44.92)
88900000	CAP Move-Settlement	UZ	2000000558	11/30/2012	(128.17)
88900000	CAP Move-Settlement	UZ	2000000558	11/30/2012	(98.33)
88900000	CAP Move-Settlement	UZ	2000000583	11/30/2012	(98.37)
88900000	CAP Move-Settlement	UZ	2000000516	11/30/2012	(1,331.83)
88900000	CAP Move-Settlement	UZ	2000000526	11/30/2012	(9,221.80)
88900000	CAP Move-Settlement	UZ	2000000546	11/30/2012	(644.60)
88900000	CAP Move-Settlement	UZ	2000000546	11/30/2012	(93.09)
88900000	CAP Move-Settlement	UZ	2000000546	11/30/2012	(1,745.08)
88900000	CAP Move-Settlement	UZ	2000000546	11/30/2012	1,747.50
88900000	CAP Move-Settlement	UZ	2000000550	11/30/2012	(1,747.50)
88900000	CAP Move-Settlement	UZ	2000000555	11/30/2012	(110.22)
88900000	CAP Move-Settlement	UZ	2000000558	11/30/2012	(84.55)
88900000	CAP Move-Settlement	UZ	2000000583	11/30/2012	(1,806.70)
88900000	CAP Move-Settlement	UZ	2000000525	11/30/2012	(31.63)
88900000	CAP Move-Settlement	UZ	2000000525	11/30/2012	(57.27)
88900000	CAP Move-Settlement	UZ	2000000525	11/30/2012	(11.01)
88900000	CAP Move-Settlement	UZ	2000000525	11/30/2012	(82.57)
88900000	CAP Move-Settlement	UZ	2000000533	11/30/2012	(7,185.58)
88900000	CAP Move-Settlement	UZ	2000000533	11/30/2012	2,708.28
88900000	CAP Move-Settlement	UZ	2000000541	11/30/2012	(2,708.28)
88900000	CAP Move-Settlement	UZ	2000000546	11/30/2012	(573.92)
88900000	CAP Move-Settlement	UZ	2000000546	11/30/2012	(2,034.81)
88900000	CAP Move-Settlement	UZ	2000000548	11/30/2012	(34.98)
88900000	CAP Move-Settlement	UZ	2000000570	11/30/2012	(196.92)
88900000	CAP Move-Settlement	UZ	2000000572	11/30/2012	(16.96)

Kentucky American Water Company  
Case No. 2012-00520  
Response to PSC DR1, Item 31

Account	Description	Doc Type	Document Number	Posting Date	Amount
88900000	CAP Move-Settlement	UZ	200000572	11/30/2012	(47.81)
88900000	CAP Move-Settlement	UZ	200000572	11/30/2012	(0.45)
88900000	CAP Move-Settlement	UZ	200000574	11/30/2012	(11.20)
88900000	CAP Move-Settlement	UZ	200000581	11/30/2012	(34.54)
88900000	CAP Move-Settlement	UZ	200000546	11/30/2012	(8.87)
88900000	CAP Move-Settlement	UZ	200000525	11/30/2012	(171.15)
88900000	CAP Move-Settlement	UZ	200000525	11/30/2012	(22.83)
88900000	CAP Move-Settlement	UZ	200000525	11/30/2012	(118.71)
88900000	CAP Move-Settlement	UZ	200000525	11/30/2012	(65.54)
88900000	CAP Move-Settlement	UZ	200000533	11/30/2012	(285.68)
88900000	CAP Move-Settlement	UZ	200000546	11/30/2012	(301.47)
88900000	CAP Move-Settlement	UZ	200000570	11/30/2012	(617.78)
88900000	CAP Move-Settlement	UZ	200000572	11/30/2012	(73.64)
88900000	CAP Move-Settlement	UZ	200000574	11/30/2012	(5.26)
88900000	CAP Move-Settlement	UZ	200000574	11/30/2012	(3.86)
88900000	CAP Move-Settlement	UZ	200000581	11/30/2012	(2.94)
88900000	CAP Move-Settlement	UZ	200000581	11/30/2012	(22.22)
88900000	CAP Move-Settlement	UZ	200000525	11/30/2012	(214.27)
88900000	CAP Move-Settlement	UZ	200000525	11/30/2012	(148.62)
88900000	CAP Move-Settlement	UZ	200000525	11/30/2012	(82.06)
88900000	CAP Move-Settlement	UZ	200000525	11/30/2012	(28.58)
88900000	CAP Move-Settlement	UZ	200000526	11/30/2012	(4,410.00)
88900000	CAP Move-Settlement	UZ	200000533	11/30/2012	(493.57)
88900000	CAP Move-Settlement	UZ	200000546	11/30/2012	(308.26)
88900000	CAP Move-Settlement	UZ	200000546	11/30/2012	(647.73)
88900000	CAP Move-Settlement	UZ	200000550	11/30/2012	(98.98)
88900000	CAP Move-Settlement	UZ	200000550	11/30/2012	(73.88)
88900000	CAP Move-Settlement	UZ	200000570	11/30/2012	(928.55)
88900000	CAP Move-Settlement	UZ	200000570	11/30/2012	(15.22)
88900000	CAP Move-Settlement	UZ	200000570	11/30/2012	(320.99)
88900000	CAP Move-Settlement	UZ	200000572	11/30/2012	(621.17)
88900000	CAP Move-Settlement	UZ	200000574	11/30/2012	(154.14)
88900000	CAP Move-Settlement	UZ	200000574	11/30/2012	(3,400.67)
88900000	CAP Move-Settlement	UZ	200000574	11/30/2012	(94.80)
88900000	CAP Move-Settlement	UZ	200000581	11/30/2012	(40,056.24)
88900000	CAP Move-Settlement	UZ	200000583	11/30/2012	(629.88)
88900000	CAP Move-Settlement	UZ	200000546	11/30/2012	(5.23)
88900000	CAP Move-Settlement	UZ	200000525	11/30/2012	(387.41)
88900000	CAP Move-Settlement	UZ	200000525	11/30/2012	(268.72)
88900000	CAP Move-Settlement	UZ	200000525	11/30/2012	(51.67)
88900000	CAP Move-Settlement	UZ	200000525	11/30/2012	(148.36)
88900000	CAP Move-Settlement	UZ	200000533	11/30/2012	(562.75)
88900000	CAP Move-Settlement	UZ	200000546	11/30/2012	(65.07)
88900000	CAP Move-Settlement	UZ	200000546	11/30/2012	(230.69)
88900000	CAP Move-Settlement	UZ	200000570	11/30/2012	(308.89)
88900000	CAP Move-Settlement	UZ	200000546	11/30/2012	41.29
88900000	CAP Move-Settlement	UZ	200000525	11/30/2012	(4.75)
88900000	CAP Move-Settlement	UZ	200000525	11/30/2012	(35.60)
88900000	CAP Move-Settlement	UZ	200000525	11/30/2012	(13.63)
88900000	CAP Move-Settlement	UZ	200000525	11/30/2012	(24.69)
88900000	CAP Move-Settlement	UZ	200000546	11/30/2012	(22.98)
88900000	CAP Move-Settlement	UZ	200000546	11/30/2012	683.30
88900000	CAP Move-Settlement	UZ	200000550	11/30/2012	(799.87)

Kentucky American Water Company  
Case No. 2012-00520  
Response to PSC DR1, Item 31

Account	Description	Doc Type	Document Number	Posting Date	Amount
88900000	CAP Move-Settlement	UZ	200000572	11/30/2012	(466.74)
88900000	CAP Move-Settlement	UZ	200000583	11/30/2012	(22,901.00)
88900000	CAP Move-Settlement	UZ	200000555	11/30/2012	(30.53)
88900000	CAP Move-Settlement	UZ	200000558	11/30/2012	(39.80)
88900000	CAP Move-Settlement	UZ	200000546	11/30/2012	81.19
88900000	CAP Move-Settlement	UZ	200000525	11/30/2012	(45.91)
88900000	CAP Move-Settlement	UZ	200000525	11/30/2012	(344.25)
88900000	CAP Move-Settlement	UZ	200000525	11/30/2012	(131.83)
88900000	CAP Move-Settlement	UZ	200000525	11/30/2012	(238.78)
88900000	CAP Move-Settlement	UZ	200000533	11/30/2012	(2,388.42)
88900000	CAP Move-Settlement	UZ	200000546	11/30/2012	44.07
88900000	CAP Move-Settlement	UZ	200000546	11/30/2012	98.09
88900000	CAP Move-Settlement	UZ	200000550	11/30/2012	(15.90)
88900000	CAP Move-Settlement	UZ	200000550	11/30/2012	(71.61)
88900000	CAP Move-Settlement	UZ	200000550	11/30/2012	(566.19)
88900000	CAP Move-Settlement	UZ	200000570	11/30/2012	(865.78)
88900000	CAP Move-Settlement	UZ	200000570	11/30/2012	(0.99)
88900000	CAP Move-Settlement	UZ	200000570	11/30/2012	(349.42)
88900000	CAP Move-Settlement	UZ	200000571	11/30/2012	(2,192.61)
88900000	CAP Move-Settlement	UZ	200000572	11/30/2012	(173.27)
88900000	CAP Move-Settlement	UZ	200000572	11/30/2012	(2,579.10)
88900000	CAP Move-Settlement	UZ	200000574	11/30/2012	(1,257.96)
88900000	CAP Move-Settlement	UZ	200000574	11/30/2012	(147.74)
88900000	CAP Move-Settlement	UZ	200000583	11/30/2012	(6,403.88)
88900000	CAP Move-Settlement	UZ	200000546	11/30/2012	391.47
88900000	CAP Move-Settlement	UZ	200000546	11/30/2012	175.88
88900000	CAP Move-Settlement	UZ	200000550	11/30/2012	(699.00)
88900000	CAP Move-Settlement	UZ	200000570	11/30/2012	(88.59)
88900000	CAP Move-Settlement	UZ	200000570	11/30/2012	(65.11)
88900000	CAP Move-Settlement	UZ	200000570	11/30/2012	(26.16)
88900000	CAP Move-Settlement	UZ	200000570	11/30/2012	(9,884.44)
88900000	CAP Move-Settlement	UZ	200000572	11/30/2012	(786.61)
88900000	CAP Move-Settlement	UZ	200000574	11/30/2012	(118.55)
88900000	CAP Move-Settlement	UZ	200000581	11/30/2012	(26.56)
88900000	CAP Move-Settlement	UZ	200000526	11/30/2012	(2,550.00)
88900000	CAP Move-Settlement	UZ	200000546	11/30/2012	(178.25)
88900000	CAP Move-Settlement	UZ	200000526	11/30/2012	(425.00)
88900000	CAP Move-Settlement	UZ	200000546	11/30/2012	(29.71)
88900000	CAP Move-Settlement	UZ	200000526	11/30/2012	(2,978.00)
88900000	CAP Move-Settlement	UZ	200000546	11/30/2012	(208.16)
88900000	CAP Move-Settlement	UZ	200000525	11/30/2012	(162.92)
88900000	CAP Move-Settlement	UZ	200000525	11/30/2012	(21.73)
88900000	CAP Move-Settlement	UZ	200000525	11/30/2012	(113.01)
88900000	CAP Move-Settlement	UZ	200000525	11/30/2012	(62.40)
88900000	CAP Move-Settlement	UZ	200000526	11/30/2012	(44,665.00)
88900000	CAP Move-Settlement	UZ	200000541	11/30/2012	(1,582.87)
88900000	CAP Move-Settlement	UZ	200000546	11/30/2012	(3,188.77)
88900000	CAP Move-Settlement	UZ	200000546	11/30/2012	(257.99)
88900000	CAP Move-Settlement	UZ	200000572	11/30/2012	(763.56)
88900000	CAP Move-Settlement	UZ	200000572	11/30/2012	(57.52)
88900000	CAP Move-Settlement	UZ	200000574	11/30/2012	(36,267.50)
88900000	CAP Move-Settlement	UZ	200000581	11/30/2012	(76.75)
88900000	CAP Move-Settlement	UZ	200000531	11/30/2012	2,751.00

Kentucky American Water Company  
Case No. 2012-00520  
Response to PSC DR1, Item 31

Account	Description	Doc Type	Document Number	Posting Date	Amount
88900000	CAP Move-Settlement	UZ	2000000546	11/30/2012	2.28
88900000	CAP Move-Settlement	UZ	2000000546	11/30/2012	5.08
88900000	CAP Move-Settlement	UZ	2000000526	11/30/2012	(2,250.00)
88900000	CAP Move-Settlement	UZ	2000000546	11/30/2012	(48.76)
88900000	CAP Move-Settlement	UZ	2000000546	11/30/2012	(108.52)
88900000	CAP Move-Settlement	UZ	2000000525	11/30/2012	(613.69)
88900000	CAP Move-Settlement	UZ	2000000525	11/30/2012	(425.67)
88900000	CAP Move-Settlement	UZ	2000000525	11/30/2012	(81.85)
88900000	CAP Move-Settlement	UZ	2000000525	11/30/2012	(235.03)
88900000	CAP Move-Settlement	UZ	2000000526	11/30/2012	(17,477.00)
88900000	CAP Move-Settlement	UZ	2000000526	11/30/2012	(23,647.00)
88900000	CAP Move-Settlement	UZ	2000000533	11/30/2012	(1,267.07)
88900000	CAP Move-Settlement	UZ	2000000546	11/30/2012	(536.04)
88900000	CAP Move-Settlement	UZ	2000000546	11/30/2012	(1,983.45)
88900000	CAP Move-Settlement	UZ	2000000546	11/30/2012	(240.83)
88900000	CAP Move-Settlement	UZ	2000000546	11/30/2012	(891.12)
88900000	CAP Move-Settlement	UZ	2000000548	11/30/2012	(66.86)
88900000	CAP Move-Settlement	UZ	2000000550	11/30/2012	(482.31)
88900000	CAP Move-Settlement	UZ	2000000570	11/30/2012	(94.79)
88900000	CAP Move-Settlement	UZ	2000000572	11/30/2012	(543.82)
88900000	CAP Move-Settlement	UZ	2000000572	11/30/2012	(12,392.40)
88900000	CAP Move-Settlement	UZ	2000000572	11/30/2012	(3.10)
88900000	CAP Move-Settlement	UZ	2000000574	11/30/2012	(3,450.07)
88900000	CAP Move-Settlement	UZ	2000000581	11/30/2012	(220.65)
88900000	CAP Move-Settlement	UZ	2000000581	11/30/2012	(102.00)
88900000	CAP Move-Settlement	UZ	2000000583	11/30/2012	(29,397.57)
88900000	CAP Move-Settlement	UZ	2000000526	11/30/2012	(4,587.00)
88900000	CAP Move-Settlement	UZ	2000000526	11/30/2012	(2,250.00)
88900000	CAP Move-Settlement	UZ	2000000546	11/30/2012	(148.15)
88900000	CAP Move-Settlement	UZ	2000000546	11/30/2012	(329.76)
88900000	CAP Move-Settlement	UZ	2000000583	11/30/2012	(250.00)
88900000	CAP Move-Settlement	UZ	2000000558	11/30/2012	5.88
88900000	CAP Move-Settlement	UZ	2000000558	11/30/2012	7.67
88900000	CAP Move-Settlement	UZ	2000000555	11/30/2012	1.81
88900000	CAP Move-Settlement	UZ	2000000558	11/30/2012	1.39
88900000	CAP Move-Settlement	UZ	2000000583	11/30/2012	(764.00)
88900000	CAP Move-Settlement	UZ	2000000526	11/30/2012	(525.00)
88900000	CAP Move-Settlement	UZ	2000000546	11/30/2012	(36.70)
88900000	CAP Move-Settlement	UZ	2000000526	11/30/2012	(105.00)
88900000	CAP Move-Settlement	UZ	2000000546	11/30/2012	(7.34)
88900000	CAP Move-Settlement	UZ	2000000546	11/30/2012	(668.33)
88900000	CAP Move-Settlement	UZ	2000000546	11/30/2012	11,669.81
88900000	CAP Move-Settlement	UZ	2000000550	11/30/2012	(11,669.81)
88900000	CAP Move-Settlement	UZ	2000000583	11/30/2012	(143,100.00)
88900000	CAP Move-Settlement	UZ	2000000525	11/30/2012	(107.71)
88900000	CAP Move-Settlement	UZ	2000000525	11/30/2012	(59.47)
88900000	CAP Move-Settlement	UZ	2000000525	11/30/2012	(155.28)
88900000	CAP Move-Settlement	UZ	2000000525	11/30/2012	(20.71)
88900000	CAP Move-Settlement	UZ	2000000526	11/30/2012	(10,202.00)
88900000	CAP Move-Settlement	UZ	2000000533	11/30/2012	(69.50)
88900000	CAP Move-Settlement	UZ	2000000546	11/30/2012	(1,192.82)
88900000	CAP Move-Settlement	UZ	2000000546	11/30/2012	(713.12)
88900000	CAP Move-Settlement	UZ	2000000572	11/30/2012	(57.54)

Kentucky American Water Company  
Case No. 2012-00520  
Response to PSC DR1, Item 31

Account	Description	Doc Type	Document Number	Posting Date	Amount
88900000	CAP Move-Settlement	UZ	2000000572	11/30/2012	(76.79)
88900000	CAP Move-Settlement	UZ	2000000572	11/30/2012	(763.56)
88900000	CAP Move-Settlement	UZ	2000000526	11/30/2012	(1,020.00)
88900000	CAP Move-Settlement	UZ	2000000546	11/30/2012	(71.30)
88900000	CAP Move-Settlement	UZ	2000000546	11/30/2012	(0.66)
88900000	CAP Move-Settlement	UZ	2000000546	11/30/2012	(4.45)
88900000	CAP Move-Settlement	UZ	2000000525	11/30/2012	(53.28)
88900000	CAP Move-Settlement	UZ	2000000525	11/30/2012	(277.11)
88900000	CAP Move-Settlement	UZ	2000000525	11/30/2012	(153.00)
88900000	CAP Move-Settlement	UZ	2000000525	11/30/2012	(399.51)
88900000	CAP Move-Settlement	UZ	2000000526	11/30/2012	(3,275.00)
88900000	CAP Move-Settlement	UZ	2000000526	11/30/2012	(3,675.00)
88900000	CAP Move-Settlement	UZ	2000000533	11/30/2012	(1,657.77)
88900000	CAP Move-Settlement	UZ	2000000546	11/30/2012	(422.65)
88900000	CAP Move-Settlement	UZ	2000000546	11/30/2012	(422.00)
88900000	CAP Move-Settlement	UZ	2000000546	11/30/2012	(63.15)
88900000	CAP Move-Settlement	UZ	2000000546	11/30/2012	(63.06)
88900000	CAP Move-Settlement	UZ	2000000550	11/30/2012	(27.96)
88900000	CAP Move-Settlement	UZ	2000000570	11/30/2012	(2.35)
88900000	CAP Move-Settlement	UZ	2000000570	11/30/2012	(53.54)
88900000	CAP Move-Settlement	UZ	2000000572	11/30/2012	(53.32)
88900000	CAP Move-Settlement	UZ	2000000572	11/30/2012	(70.87)
88900000	CAP Move-Settlement	UZ	2000000572	11/30/2012	(289.38)
88900000	CAP Move-Settlement	UZ	2000000572	11/30/2012	(1,835.90)
88900000	CAP Move-Settlement	UZ	2000000574	11/30/2012	(123.96)
88900000	CAP Move-Settlement	UZ	2000000581	11/30/2012	(371.69)
88900000	CAP Move-Settlement	UZ	2000000583	11/30/2012	(1,449.88)
88900000	CAP Move-Settlement	UZ	2000000546	11/30/2012	(20.82)
88900000	CAP Move-Settlement	UZ	2000000546	11/30/2012	(3.11)
88900000	CAP Move-Settlement	UZ	2000000526	11/30/2012	(1,000.00)
88900000	CAP Move-Settlement	UZ	2000000546	11/30/2012	(60.81)
88900000	CAP Move-Settlement	UZ	2000000546	11/30/2012	(9.09)
88900000	CAP Move-Settlement	UZ	2000000546	11/30/2012	3.96
88900000	CAP Move-Settlement	UZ	2000000546	11/30/2012	0.59
88900000	CAP Move-Settlement	UZ	2000000525	11/30/2012	(4.52)
88900000	CAP Move-Settlement	UZ	2000000525	11/30/2012	(1.73)
88900000	CAP Move-Settlement	UZ	2000000525	11/30/2012	(3.14)
88900000	CAP Move-Settlement	UZ	2000000525	11/30/2012	(0.60)
88900000	CAP Move-Settlement	UZ	2000000546	11/30/2012	(0.37)
88900000	CAP Move-Settlement	UZ	2000000546	11/30/2012	(2.45)
88900000	CAP Move-Settlement	UZ	2000000546	11/30/2012	86.28
88900000	CAP Move-Settlement	UZ	2000000546	11/30/2012	577.42
88900000	CAP Move-Settlement	UZ	2000000550	11/30/2012	(663.70)
88900000	CAP Move-Settlement	UZ	2000000581	11/30/2012	(9,495.06)
88900000	CAP Move-Settlement	UZ	2000000546	11/30/2012	743.86
88900000	CAP Move-Settlement	UZ	2000000546	11/30/2012	111.15
88900000	CAP Move-Settlement	UZ	2000000550	11/30/2012	(855.02)
88900000	CAP Move-Settlement	UZ	2000000581	11/30/2012	(12,231.72)
88900000	CAP Move-Settlement	UZ	2000000525	11/30/2012	(161.41)
88900000	CAP Move-Settlement	UZ	2000000525	11/30/2012	(89.12)
88900000	CAP Move-Settlement	UZ	2000000525	11/30/2012	(232.69)
88900000	CAP Move-Settlement	UZ	2000000525	11/30/2012	(31.03)
88900000	CAP Move-Settlement	UZ	2000000531	11/30/2012	(232.78)



Kentucky American Water Company  
Case No. 2012-00520  
Response to PSC DR1, Item 31

Account	Description	Doc Type	Document Number	Posting Date	Amount
88900000	CAP Move-Settlement	UZ	2000000546	11/30/2012	15,365.58
88900000	CAP Move-Settlement	UZ	2000000546	11/30/2012	(7,722.44)
88900000	CAP Move-Settlement	UZ	2000000546	11/30/2012	(51,680.94)
88900000	CAP Move-Settlement	UZ	2000000546	11/30/2012	2,296.01
88900000	CAP Move-Settlement	UZ	2000000550	11/30/2012	(298.73)
88900000	CAP Move-Settlement	UZ	2000000550	11/30/2012	(21,955.07)
88900000	CAP Move-Settlement	UZ	2000000570	11/30/2012	(75.85)
88900000	CAP Move-Settlement	UZ	2000000570	11/30/2012	(4,235.18)
88900000	CAP Move-Settlement	UZ	2000000572	11/30/2012	(258.02)
88900000	CAP Move-Settlement	UZ	2000000574	11/30/2012	(55,187.00)
88900000	CAP Move-Settlement	UZ	2000000574	11/30/2012	(982.93)
88900000	CAP Move-Settlement	UZ	2000000574	11/30/2012	(57.77)
88900000	CAP Move-Settlement	UZ	2000000574	11/30/2012	(18.13)
88900000	CAP Move-Settlement	UZ	2000000583	11/30/2012	(227,702.50)
88900000	CAP Move-Settlement	UZ	2000000526	11/30/2012	(22.00)
88900000	CAP Move-Settlement	UZ	2000000526	11/30/2012	(65.00)
88900000	CAP Move-Settlement	UZ	2000000546	11/30/2012	(5.29)
88900000	CAP Move-Settlement	UZ	2000000546	11/30/2012	(0.79)
88900000	CAP Move-Settlement	UZ	2000000546	11/30/2012	(4.55)
88900000	CAP Move-Settlement	UZ	2000000546	11/30/2012	(30.46)
88900000	CAP Move-Settlement	UZ	2000000546	11/30/2012	141.85
88900000	CAP Move-Settlement	UZ	2000000546	11/30/2012	21.20
88900000	CAP Move-Settlement	UZ	2000000546	11/30/2012	45.68
88900000	CAP Move-Settlement	UZ	2000000546	11/30/2012	6.83
88900000	CAP Move-Settlement	UZ	2000000533	11/30/2012	(180.37)
88900000	CAP Move-Settlement	UZ	2000000546	11/30/2012	(10.97)
88900000	CAP Move-Settlement	UZ	2000000546	11/30/2012	(1.64)
88900000	CAP Move-Settlement	UZ	2000000555	11/30/2012	1.53
88900000	CAP Move-Settlement	UZ	2000000558	11/30/2012	1.19
88900000	CAP Move-Settlement	UZ	2000000546	11/30/2012	37.26
88900000	CAP Move-Settlement	UZ	2000000570	11/30/2012	(177.77)
88900000	CAP Move-Settlement	UZ	2000000572	11/30/2012	(41.71)
88900000	CAP Move-Settlement	UZ	2000000572	11/30/2012	(14.48)
88900000	CAP Move-Settlement	UZ	2000000572	11/30/2012	(580.32)
88900000	CAP Move-Settlement	UZ	2000000546	11/30/2012	2,099.69
88900000	CAP Move-Settlement	UZ	2000000550	11/30/2012	(2,099.69)
88900000	CAP Move-Settlement	UZ	2000000583	11/30/2012	(30,038.53)
88900000	CAP Move-Settlement	UZ	2000000555	11/30/2012	(0.52)
88900000	CAP Move-Settlement	UZ	2000000558	11/30/2012	(0.40)
88900000	CAP Move-Settlement	UZ	2000000583	11/30/2012	(300.82)
88900000	CAP Move-Settlement	UZ	2000000546	11/30/2012	(441.73)
88900000	CAP Move-Settlement	UZ	2000000583	11/30/2012	(652.67)
88900000	CAP Move-Settlement	UZ	2000000546	11/30/2012	(19.82)
88900000	CAP Move-Settlement	UZ	2000000558	11/30/2012	(3.38)
88900000	CAP Move-Settlement	UZ	2000000558	11/30/2012	(2.59)
88900000	CAP Move-Settlement	UZ	2000000583	11/30/2012	(38,758.73)
88900000	CAP Move-Settlement	UZ	2000000525	11/30/2012	(18.68)
88900000	CAP Move-Settlement	UZ	2000000525	11/30/2012	(53.62)
88900000	CAP Move-Settlement	UZ	2000000525	11/30/2012	(97.12)
88900000	CAP Move-Settlement	UZ	2000000525	11/30/2012	(140.03)
88900000	CAP Move-Settlement	UZ	2000000531	11/30/2012	(717.40)
88900000	CAP Move-Settlement	UZ	2000000546	11/30/2012	496.84
88900000	CAP Move-Settlement	UZ	2000000546	11/30/2012	(2,966.94)

Kentucky American Water Company  
Case No. 2012-00520  
Response to PSC DR1, Item 31

Account	Description	Doc Type	Document Number	Posting Date	Amount
88900000	CAP Move-Settlement	UZ	2000000548	11/30/2012	(263.16)
88900000	CAP Move-Settlement	UZ	2000000548	11/30/2012	(1,395.14)
88900000	CAP Move-Settlement	UZ	2000000555	11/30/2012	(2,241.87)
88900000	CAP Move-Settlement	UZ	2000000558	11/30/2012	(1,719.79)
88900000	CAP Move-Settlement	UZ	2000000570	11/30/2012	(198.40)
88900000	CAP Move-Settlement	UZ	2000000574	11/30/2012	(106.26)
88900000	CAP Move-Settlement	UZ	2000000574	11/30/2012	(2,314.91)
88900000	CAP Move-Settlement	UZ	2000000574	11/30/2012	(500.44)
88900000	CAP Move-Settlement	UZ	2000000581	11/30/2012	(136.57)
88900000	CAP Move-Settlement	UZ	2000000581	11/30/2012	(375.04)
88900000	CAP Move-Settlement	UZ	2000000555	11/30/2012	(58.76)
88900000	CAP Move-Settlement	UZ	2000000558	11/30/2012	(76.60)
88900000	CAP Move-Settlement	UZ	2000000555	11/30/2012	(66.10)
88900000	CAP Move-Settlement	UZ	2000000558	11/30/2012	(50.71)
88900000	CAP Move-Settlement	UZ	2000000570	11/30/2012	(5,118.50)
88900000	CAP Move-Settlement	UZ	2000000546	11/30/2012	1,225.11
88900000	CAP Move-Settlement	UZ	2000000548	11/30/2012	(177.70)
88900000	CAP Move-Settlement	UZ	2000000548	11/30/2012	(547.78)
88900000	CAP Move-Settlement	UZ	2000000548	11/30/2012	(810.65)
88900000	CAP Move-Settlement	UZ	2000000548	11/30/2012	(576.42)
88900000	CAP Move-Settlement	UZ	2000000550	11/30/2012	(1,203.86)
88900000	CAP Move-Settlement	UZ	2000000555	11/30/2012	(582.89)
88900000	CAP Move-Settlement	UZ	2000000558	11/30/2012	(447.15)
88900000	CAP Move-Settlement	UZ	2000000570	11/30/2012	(19.67)
88900000	CAP Move-Settlement	UZ	2000000570	11/30/2012	(6.50)
88900000	CAP Move-Settlement	UZ	2000000572	11/30/2012	(88.72)
88900000	CAP Move-Settlement	UZ	2000000574	11/30/2012	(2.22)
88900000	CAP Move-Settlement	UZ	2000000583	11/30/2012	(17,222.57)
88900000	CAP Move-Settlement	UZ	2000000525	11/30/2012	(4.47)
88900000	CAP Move-Settlement	UZ	2000000525	11/30/2012	(8.09)
88900000	CAP Move-Settlement	UZ	2000000525	11/30/2012	(1.56)
88900000	CAP Move-Settlement	UZ	2000000525	11/30/2012	(11.67)
88900000	CAP Move-Settlement	UZ	2000000546	11/30/2012	(1,176.07)
88900000	CAP Move-Settlement	UZ	2000000546	11/30/2012	(2.49)
88900000	CAP Move-Settlement	UZ	2000000555	11/30/2012	(232.52)
88900000	CAP Move-Settlement	UZ	2000000558	11/30/2012	(303.11)
88900000	CAP Move-Settlement	UZ	2000000570	11/30/2012	(4.92)
88900000	CAP Move-Settlement	UZ	2000000570	11/30/2012	(6.91)
88900000	CAP Move-Settlement	UZ	2000000572	11/30/2012	(18.09)
88900000	CAP Move-Settlement	UZ	2000000572	11/30/2012	(3.75)
88900000	CAP Move-Settlement	UZ	2000000574	11/30/2012	(93.75)
88900000	CAP Move-Settlement	UZ	2000000558	11/30/2012	(12.93)
88900000	CAP Move-Settlement	UZ	2000000558	11/30/2012	(9.92)
88900000	CAP Move-Settlement	UZ	2000000558	11/30/2012	(12.25)
88900000	CAP Move-Settlement	UZ	2000000558	11/30/2012	(9.40)
88900000	CAP Move-Settlement	UZ	2000000555	11/30/2012	(33.70)
88900000	CAP Move-Settlement	UZ	2000000558	11/30/2012	(43.93)
88900000	CAP Move-Settlement	UZ	2000000525	11/30/2012	(34.58)
88900000	CAP Move-Settlement	UZ	2000000525	11/30/2012	(90.29)
88900000	CAP Move-Settlement	UZ	2000000525	11/30/2012	(62.63)
88900000	CAP Move-Settlement	UZ	2000000525	11/30/2012	(12.04)
88900000	CAP Move-Settlement	UZ	2000000546	11/30/2012	(49.09)
88900000	CAP Move-Settlement	UZ	2000000546	11/30/2012	(12.27)

Kentucky American Water Company  
Case No. 2012-00520  
Response to PSC DR1, Item 31

Account	Description	Doc Type	Document Number	Posting Date	Amount
88900000	CAP Move-Settlement	UZ	200000555	11/30/2012	(1.05)
88900000	CAP Move-Settlement	UZ	200000558	11/30/2012	(1.37)
88900000	CAP Move-Settlement	UZ	200000546	11/30/2012	(34.82)
88900000	CAP Move-Settlement	UZ	200000552	11/30/2012	(199.90)
88900000	CAP Move-Settlement	UZ	200000546	11/30/2012	400.47
88900000	CAP Move-Settlement	UZ	200000550	11/30/2012	(699.00)
88900000	CAP Move-Settlement	UZ	200000599	11/30/2012	(352.08)
88900000	CAP Move-Settlement	UZ	200000599	11/30/2012	352.08
88900000	CAP Move-Settlement	UZ	200000531	11/30/2012	(639.04)
88900000	CAP Move-Settlement	UZ	200000546	11/30/2012	4,149.33
88900000	CAP Move-Settlement	UZ	200000550	11/30/2012	(4,194.00)
88900000	CAP Move-Settlement	UZ	200000581	11/30/2012	(30,000.00)
88900000	CAP Move-Settlement	UZ	200000546	11/30/2012	2,205.95
88900000	CAP Move-Settlement	UZ	200000572	11/30/2012	(122.82)
88900000	CAP Move-Settlement	UZ	200000546	11/30/2012	(2,268.84)
88900000	CAP Move-Settlement	UZ	200000546	11/30/2012	585.69
88900000	CAP Move-Settlement	UZ	200000546	11/30/2012	(2,534.01)
88900000	CAP Move-Settlement	UZ	200000546	11/30/2012	5,452.20
88900000	CAP Move-Settlement	UZ	200000546	11/30/2012	(159.30)
88900000	CAP Move-Settlement	UZ	200000583	11/30/2012	(4,300.00)
88900000	CAP Move-Settlement	UZ	200000546	11/30/2012	(262.71)
88900000	CAP Move-Settlement	UZ	200000546	11/30/2012	(10.22)
88900000	CAP Move-Settlement	UZ	200000546	11/30/2012	(25.16)
88900000	CAP Move-Settlement	UZ	200000546	11/30/2012	25.16
88900000	CAP Move-Settlement	UZ	200000550	11/30/2012	(25.16)
88900000	CAP Move-Settlement	UZ	200000546	11/30/2012	(17.41)
88900000	CAP Move-Settlement	UZ	200000548	11/30/2012	(114.48)
88900000	CAP Move-Settlement	UZ	200000525	11/30/2012	(0.90)
88900000	CAP Move-Settlement	UZ	200000525	11/30/2012	(2.59)
88900000	CAP Move-Settlement	UZ	200000525	11/30/2012	(4.69)
88900000	CAP Move-Settlement	UZ	200000525	11/30/2012	(6.77)
88900000	CAP Move-Settlement	UZ	200000546	11/30/2012	1,589.24
88900000	CAP Move-Settlement	UZ	200000550	11/30/2012	(1,593.26)
88900000	CAP Move-Settlement	UZ	200000555	11/30/2012	(58.46)
88900000	CAP Move-Settlement	UZ	200000558	11/30/2012	(76.20)
88900000	CAP Move-Settlement	UZ	200000583	11/30/2012	(22,793.44)
88900000	CAP Move-Settlement	UZ	200000539	11/30/2012	(8,295.91)
88900000	CAP Move-Settlement	UZ	200000539	11/30/2012	(95,750.00)
88900000	CAP Move-Settlement	UZ	200000539	11/30/2012	(2,613.60)
88900000	CAP Move-Settlement	UZ	200000539	11/30/2012	(2,004.95)
88900000	CAP Move-Settlement	UZ	200000546	11/30/2012	(43.42)
88900000	CAP Move-Settlement	UZ	200000546	11/30/2012	(390.77)
88900000	CAP Move-Settlement	UZ	200000546	11/30/2012	(669.29)
88900000	CAP Move-Settlement	UZ	200000546	11/30/2012	(6,023.63)
88900000	CAP Move-Settlement	UZ	200000558	11/30/2012	(64.73)
88900000	CAP Move-Settlement	UZ	200000558	11/30/2012	(84.38)
88900000	CAP Move-Settlement	UZ	200000546	11/30/2012	16.74
88900000	CAP Move-Settlement	UZ	200000546	11/30/2012	1.86
88900000	CAP Move-Settlement	UZ	200000555	11/30/2012	(19.10)
88900000	CAP Move-Settlement	UZ	200000558	11/30/2012	(24.89)
88900000	CAP Move-Settlement	UZ	200000525	11/30/2012	(0.90)
88900000	CAP Move-Settlement	UZ	200000525	11/30/2012	(6.77)
88900000	CAP Move-Settlement	UZ	200000525	11/30/2012	(2.59)

## Kentucky American Water Company

Case No. 2012-00520

Response to PSC DR1, Item 31

Account	Description	Doc Type	Document Number	Posting Date	Amount
88900000	CAP Move-Settlement	UZ	200000525	11/30/2012	(4.69)
88900000	CAP Move-Settlement	UZ	200000539	11/30/2012	(3,013.94)
88900000	CAP Move-Settlement	UZ	200000539	11/30/2012	(2,312.06)
88900000	CAP Move-Settlement	UZ	200000539	11/30/2012	(8,311.36)
88900000	CAP Move-Settlement	UZ	200000539	11/30/2012	(95,987.00)
88900000	CAP Move-Settlement	UZ	200000546	11/30/2012	(6,042.17)
88900000	CAP Move-Settlement	UZ	200000546	11/30/2012	(671.35)
88900000	CAP Move-Settlement	UZ	200000558	11/30/2012	(183.95)
88900000	CAP Move-Settlement	UZ	200000558	11/30/2012	(141.11)
88900000	CAP Move-Settlement	UZ	200000525	11/30/2012	(0.91)
88900000	CAP Move-Settlement	UZ	200000525	11/30/2012	(6.76)
88900000	CAP Move-Settlement	UZ	200000525	11/30/2012	(2.59)
88900000	CAP Move-Settlement	UZ	200000525	11/30/2012	(4.69)
88900000	CAP Move-Settlement	UZ	200000546	11/30/2012	(41.03)
88900000	CAP Move-Settlement	UZ	200000546	11/30/2012	(4.56)
88900000	CAP Move-Settlement	UZ	200000555	11/30/2012	(1.15)
88900000	CAP Move-Settlement	UZ	200000555	11/30/2012	(0.88)
88900000	CAP Move-Settlement	UZ	200000525	11/30/2012	(22.98)
88900000	CAP Move-Settlement	UZ	200000525	11/30/2012	(12.68)
88900000	CAP Move-Settlement	UZ	200000525	11/30/2012	(4.42)
88900000	CAP Move-Settlement	UZ	200000525	11/30/2012	(33.12)
88900000	CAP Move-Settlement	UZ	200000546	11/30/2012	(3.77)
88900000	CAP Move-Settlement	UZ	200000546	11/30/2012	(33.98)
88900000	CAP Move-Settlement	UZ	200000525	11/30/2012	(2.72)
88900000	CAP Move-Settlement	UZ	200000525	11/30/2012	(7.81)
88900000	CAP Move-Settlement	UZ	200000525	11/30/2012	(20.40)
88900000	CAP Move-Settlement	UZ	200000525	11/30/2012	(14.15)
88900000	CAP Move-Settlement	UZ	200000546	11/30/2012	(1.41)
88900000	CAP Move-Settlement	UZ	200000546	11/30/2012	(12.71)
88900000	CAP Move-Settlement	UZ	200000558	11/30/2012	(0.27)
88900000	CAP Move-Settlement	UZ	200000558	11/30/2012	(0.35)
88900000	CAP Move-Settlement	UZ	200000525	11/30/2012	(27.67)
88900000	CAP Move-Settlement	UZ	200000525	11/30/2012	(39.90)
88900000	CAP Move-Settlement	UZ	200000525	11/30/2012	(5.32)
88900000	CAP Move-Settlement	UZ	200000525	11/30/2012	(15.28)
88900000	CAP Move-Settlement	UZ	200000546	11/30/2012	(59.35)
88900000	CAP Move-Settlement	UZ	200000546	11/30/2012	(6.59)
88900000	CAP Move-Settlement	UZ	200000558	11/30/2012	(1.66)
88900000	CAP Move-Settlement	UZ	200000558	11/30/2012	(1.27)
88900000	CAP Move-Settlement	UZ	200000583	11/30/2012	(14,207.05)
88900000	CAP Move-Settlement	UZ	200000546	11/30/2012	104.81
88900000	CAP Move-Settlement	UZ	200000546	11/30/2012	(166.65)
88900000	CAP Move-Settlement	UZ	200000546	11/30/2012	(18.52)
88900000	CAP Move-Settlement	UZ	200000546	11/30/2012	943.27
88900000	CAP Move-Settlement	UZ	200000550	11/30/2012	(1,048.08)
88900000	CAP Move-Settlement	UZ	200000558	11/30/2012	(29.85)
88900000	CAP Move-Settlement	UZ	200000558	11/30/2012	(38.91)
88900000	CAP Move-Settlement	UZ	200000583	11/30/2012	(14,994.00)
88900000	CAP Move-Settlement	UZ	200000546	11/30/2012	(161.23)
88900000	CAP Move-Settlement	UZ	200000555	11/30/2012	(3.11)
88900000	CAP Move-Settlement	UZ	200000558	11/30/2012	(2.38)
88900000	CAP Move-Settlement	UZ	200000531	11/30/2012	4,985.00
88900000	CAP Move-Settlement	UZ	200000531	11/30/2012	(4,985.00)

Kentucky American Water Company  
Case No. 2012-00520  
Response to PSC DR1, Item 31

Account	Description	Doc Type	Document Number	Posting Date	Amount
88900000	CAP Move-Settlement	UZ	200000546	11/30/2012	(17.42)
88900000	CAP Move-Settlement	UZ	200000546	11/30/2012	(331.03)
88900000	CAP Move-Settlement	UZ	200000546	11/30/2012	(731.68)
88900000	CAP Move-Settlement	UZ	200000534	11/30/2012	1,748.70
88900000	CAP Move-Settlement	UZ	200000546	11/30/2012	122.23
88900000	CAP Move-Settlement	UZ	200000546	11/30/2012	(2,159.47)
88900000	CAP Move-Settlement	UZ	200000558	11/30/2012	(28.45)
88900000	CAP Move-Settlement	UZ	200000558	11/30/2012	(21.83)
88900000	CAP Move-Settlement	UZ	200000546	11/30/2012	(865.57)
88900000	CAP Move-Settlement	UZ	200000546	11/30/2012	8.24
88900000	CAP Move-Settlement	UZ	200000558	11/30/2012	(1,063.55)
88900000	CAP Move-Settlement	UZ	200000558	11/30/2012	(815.88)
88900000	CAP Move-Settlement	UZ	200000570	11/30/2012	(19.42)
88900000	CAP Move-Settlement	UZ	200000570	11/30/2012	(12.02)
88900000	CAP Move-Settlement	UZ	200000570	11/30/2012	(228.90)
88900000	CAP Move-Settlement	UZ	200000570	11/30/2012	(17.25)
88900000	CAP Move-Settlement	UZ	200000581	11/30/2012	(9.15)
88900000	CAP Move-Settlement	UZ	200000555	11/30/2012	(9.03)
88900000	CAP Move-Settlement	UZ	200000558	11/30/2012	(11.77)
88900000	CAP Move-Settlement	UZ	200000539	11/30/2012	2,312.06
88900000	CAP Move-Settlement	UZ	200000539	11/30/2012	8,311.36
88900000	CAP Move-Settlement	UZ	200000539	11/30/2012	3,013.94
88900000	CAP Move-Settlement	UZ	200000539	11/30/2012	95,987.00
88900000	CAP Move-Settlement	UZ	200000539	11/30/2012	2,613.60
88900000	CAP Move-Settlement	UZ	200000539	11/30/2012	8,295.91
88900000	CAP Move-Settlement	UZ	200000539	11/30/2012	95,750.00
88900000	CAP Move-Settlement	UZ	200000539	11/30/2012	2,004.95
88900000	CAP Move-Settlement	UZ	200000555	11/30/2012	(0.21)
88900000	CAP Move-Settlement	UZ	200000558	11/30/2012	(0.27)
88900000	CAP Move-Settlement	UZ	200000525	11/30/2012	(124.67)
88900000	CAP Move-Settlement	UZ	200000525	11/30/2012	(23.97)
88900000	CAP Move-Settlement	UZ	200000525	11/30/2012	(68.83)
88900000	CAP Move-Settlement	UZ	200000525	11/30/2012	(179.72)
88900000	CAP Move-Settlement	UZ	200000546	11/30/2012	(0.92)
88900000	CAP Move-Settlement	UZ	200000546	11/30/2012	(90.63)
88900000	CAP Move-Settlement	UZ	200000555	11/30/2012	(25.84)
88900000	CAP Move-Settlement	UZ	200000558	11/30/2012	(33.69)
88900000	CAP Move-Settlement	UZ	200000570	11/30/2012	(25.27)
88900000	CAP Move-Settlement	UZ	200000572	11/30/2012	(14.44)
88900000	CAP Move-Settlement	UZ	200000574	11/30/2012	(36.40)
88900000	CAP Move-Settlement	UZ	200000574	11/30/2012	(33.70)
88900000	CAP Move-Settlement	UZ	200000581	11/30/2012	(481.32)
88900000	CAP Move-Settlement	UZ	200000555	11/30/2012	(0.17)
88900000	CAP Move-Settlement	UZ	200000558	11/30/2012	(0.22)
88900000	CAP Move-Settlement	UZ	200000525	11/30/2012	(65.29)
88900000	CAP Move-Settlement	UZ	200000525	11/30/2012	(25.00)
88900000	CAP Move-Settlement	UZ	200000525	11/30/2012	(8.71)
88900000	CAP Move-Settlement	UZ	200000525	11/30/2012	(45.29)
88900000	CAP Move-Settlement	UZ	200000546	11/30/2012	(50.99)
88900000	CAP Move-Settlement	UZ	200000546	11/30/2012	(180.79)
88900000	CAP Move-Settlement	UZ	200000546	11/30/2012	(104.25)
88900000	CAP Move-Settlement	UZ	200000570	11/30/2012	(224.86)
88900000	CAP Move-Settlement	UZ	200000572	11/30/2012	(16.33)

Kentucky American Water Company  
Case No. 2012-00520  
Response to PSC DR1, Item 31

Account	Description	Doc Type	Document Number	Posting Date	Amount
88900000	CAP Move-Settlement	UZ	2000000572	11/30/2012	(8.40)
88900000	CAP Move-Settlement	UZ	2000000574	11/30/2012	(1.62)
88900000	CAP Move-Settlement	UZ	2000000581	11/30/2012	(56.90)
88900000	CAP Move-Settlement	UZ	2000000546	11/30/2012	(4.47)
88900000	CAP Move-Settlement	UZ	2000000546	11/30/2012	(9.94)
88900000	CAP Move-Settlement	UZ	2000000570	11/30/2012	(499.44)
88900000	CAP Move-Settlement	UZ	2000000572	11/30/2012	(117.15)
88900000	CAP Move-Settlement	UZ	2000000572	11/30/2012	(12.60)
88900000	CAP Move-Settlement	UZ	2000000572	11/30/2012	(6.48)
88900000	CAP Move-Settlement	UZ	2000000572	11/30/2012	(36.45)
88900000	CAP Move-Settlement	UZ	2000000546	11/30/2012	(277.59)
88900000	CAP Move-Settlement	UZ	2000000571	11/30/2012	(0.54)
88900000	CAP Move-Settlement	UZ	2000000572	11/30/2012	(15.32)
88900000	CAP Move-Settlement	UZ	2000000572	11/30/2012	(2.10)
88900000	CAP Move-Settlement	UZ	2000000572	11/30/2012	(4.47)
88900000	CAP Move-Settlement	UZ	2000000574	11/30/2012	(61.62)
88900000	CAP Move-Settlement	UZ	2000000546	11/30/2012	(2.12)
88900000	CAP Move-Settlement	UZ	2000000546	11/30/2012	(14.21)
88900000	CAP Move-Settlement	UZ	2000000541	11/30/2012	536.11
88900000	CAP Move-Settlement	UZ	2000000546	11/30/2012	79.54
88900000	CAP Move-Settlement	UZ	2000000550	11/30/2012	(428.28)
88900000	CAP Move-Settlement	UZ	2000000570	11/30/2012	(236.92)
88900000	CAP Move-Settlement	UZ	2000000570	11/30/2012	(55.64)
88900000	CAP Move-Settlement	UZ	2000000581	11/30/2012	(19.36)
88900000	CAP Move-Settlement	UZ	2000000581	11/30/2012	(773.76)
88900000	CAP Move-Settlement	UZ	2000000546	11/30/2012	509.73
88900000	CAP Move-Settlement	UZ	2000000550	11/30/2012	(509.73)
88900000	CAP Move-Settlement	UZ	2000000558	11/30/2012	(5.81)
88900000	CAP Move-Settlement	UZ	2000000558	11/30/2012	(7.58)
88900000	CAP Move-Settlement	UZ	2000000583	11/30/2012	(7,292.22)
88900000	CAP Move-Settlement	UZ	2000000555	11/30/2012	(0.26)
88900000	CAP Move-Settlement	UZ	2000000558	11/30/2012	(0.20)
88900000	CAP Move-Settlement	UZ	2000000583	11/30/2012	(147.51)
88900000	CAP Move-Settlement	UZ	2000000574	11/30/2012	(70,000.00)
88900000	CAP Move-Settlement	UZ	2000000572	11/30/2012	(70,000.00)
88900000	CAP Move-Settlement	UZ	2000000555	11/30/2012	(15.96)
88900000	CAP Move-Settlement	UZ	2000000558	11/30/2012	(20.80)
88900000	CAP Move-Settlement	UZ	2000000546	11/30/2012	(1,111.41)
88900000	CAP Move-Settlement	UZ	2000000546	11/30/2012	(1,107.63)
88900000	CAP Move-Settlement	UZ	2000000546	11/30/2012	(11.19)
88900000	CAP Move-Settlement	UZ	2000000546	11/30/2012	(261.36)
88900000	CAP Move-Settlement	UZ	2000000546	11/30/2012	(29.04)
88900000	CAP Move-Settlement	UZ	2000000583	11/30/2012	(1,457.33)
88900000	CAP Move-Settlement	UZ	2000000546	11/30/2012	(19.22)
88900000	CAP Move-Settlement	UZ	2000000546	11/30/2012	(68.15)
88900000	CAP Move-Settlement	UZ	2000000546	11/30/2012	8.51
88900000	CAP Move-Settlement	UZ	2000000546	11/30/2012	18.93
88900000	CAP Move-Settlement	UZ	2000000546	11/30/2012	(1,264.46)
88900000	CAP Move-Settlement	UZ	2000000546	11/30/2012	(12.77)
88900000	CAP Move-Settlement	UZ	2000000546	11/30/2012	(316.09)
88900000	CAP Move-Settlement	UZ	2000000546	11/30/2012	(35.12)
88900000	CAP Move-Settlement	UZ	2000000555	11/30/2012	(4.41)
88900000	CAP Move-Settlement	UZ	2000000558	11/30/2012	(3.39)

Kentucky American Water Company  
Case No. 2012-00520  
Response to PSC DR1, Item 31

Account	Description	Doc Type	Document Number	Posting Date	Amount
88900000	CAP Move-Settlement	UZ	200000583	11/30/2012	(5,200.00)
88900000	CAP Move-Settlement	UZ	200000583	11/30/2012	(74.15)
88900000	CAP Move-Settlement	UZ	200000539	11/30/2012	(350.79)
88900000	CAP Move-Settlement	UZ	200000539	11/30/2012	(757.50)
88900000	CAP Move-Settlement	UZ	200000539	11/30/2012	(15,000.00)
88900000	CAP Move-Settlement	UZ	200000539	11/30/2012	(269.11)
88900000	CAP Move-Settlement	UZ	200000546	11/30/2012	(943.65)
88900000	CAP Move-Settlement	UZ	200000546	11/30/2012	(104.85)
88900000	CAP Move-Settlement	UZ	200000555	11/30/2012	(12.84)
88900000	CAP Move-Settlement	UZ	200000558	11/30/2012	(9.85)
88900000	CAP Move-Settlement	UZ	200000539	11/30/2012	757.50
88900000	CAP Move-Settlement	UZ	200000539	11/30/2012	350.79
88900000	CAP Move-Settlement	UZ	200000539	11/30/2012	15,000.00
88900000	CAP Move-Settlement	UZ	200000539	11/30/2012	269.11
88900000	CAP Move-Settlement	UZ	200000555	11/30/2012	(99.41)
88900000	CAP Move-Settlement	UZ	200000558	11/30/2012	(76.26)
88900000	CAP Move-Settlement	UZ	200000570	11/30/2012	0.61
88900000	CAP Move-Settlement	UZ	200000570	11/30/2012	398.54
88900000	CAP Move-Settlement	UZ	200000570	11/30/2012	12.41
88900000	CAP Move-Settlement	UZ	200000570	11/30/2012	(3.27)
88900000	CAP Move-Settlement	UZ	200000570	11/30/2012	(118.48)
88900000	CAP Move-Settlement	UZ	200000570	11/30/2012	28.12
88900000	CAP Move-Settlement	UZ	200000570	11/30/2012	(10.22)
88900000	CAP Move-Settlement	UZ	200000572	11/30/2012	(13.66)
88900000	CAP Move-Settlement	UZ	200000572	11/30/2012	0.49
88900000	CAP Move-Settlement	UZ	200000572	11/30/2012	(1.07)
88900000	CAP Move-Settlement	UZ	200000572	11/30/2012	(11.11)
88900000	CAP Move-Settlement	UZ	200000572	11/30/2012	(1.67)
88900000	CAP Move-Settlement	UZ	200000574	11/30/2012	(1.85)
88900000	CAP Move-Settlement	UZ	200000574	11/30/2012	0.16
88900000	CAP Move-Settlement	UZ	200000574	11/30/2012	(5.89)
88900000	CAP Move-Settlement	UZ	200000581	11/30/2012	(12.88)
88900000	CAP Move-Settlement	UZ	200000570	11/30/2012	(10.57)
88900000	CAP Move-Settlement	UZ	200000570	11/30/2012	(54.14)
88900000	CAP Move-Settlement	UZ	200000570	11/30/2012	12.41
88900000	CAP Move-Settlement	UZ	200000570	11/30/2012	(14.41)
88900000	CAP Move-Settlement	UZ	200000570	11/30/2012	(1.94)
88900000	CAP Move-Settlement	UZ	200000570	11/30/2012	28.12
88900000	CAP Move-Settlement	UZ	200000570	11/30/2012	(11.11)
88900000	CAP Move-Settlement	UZ	200000572	11/30/2012	(1.67)
88900000	CAP Move-Settlement	UZ	200000572	11/30/2012	(1.07)
88900000	CAP Move-Settlement	UZ	200000572	11/30/2012	0.16
88900000	CAP Move-Settlement	UZ	200000574	11/30/2012	(125.18)
88900000	CAP Move-Settlement	UZ	200000574	11/30/2012	0.61
88900000	CAP Move-Settlement	UZ	200000581	11/30/2012	0.49
88900000	CAP Move-Settlement	UZ	200000581	11/30/2012	(36.53)
88900000	CAP Move-Settlement	UZ	200000581	11/30/2012	(50.99)
88900000	CAP Move-Settlement	UZ	200000570	11/30/2012	(87.49)
88900000	CAP Move-Settlement	UZ	200000570	11/30/2012	(3.27)
88900000	CAP Move-Settlement	UZ	200000570	11/30/2012	(0.39)
88900000	CAP Move-Settlement	UZ	200000570	11/30/2012	(6.98)
88900000	CAP Move-Settlement	UZ	200000570	11/30/2012	(1.07)
88900000	CAP Move-Settlement	UZ	200000570	11/30/2012	(1.67)

Kentucky American Water Company  
Case No. 2012-00520  
Response to PSC DR1, Item 31

Account	Description	Doc Type	Document Number	Posting Date	Amount
88900000	CAP Move-Settlement	UZ	200000570	11/30/2012	(11.11)
88900000	CAP Move-Settlement	UZ	200000570	11/30/2012	(5.89)
88900000	CAP Move-Settlement	UZ	200000570	11/30/2012	12.41
88900000	CAP Move-Settlement	UZ	200000570	11/30/2012	0.61
88900000	CAP Move-Settlement	UZ	200000572	11/30/2012	0.49
88900000	CAP Move-Settlement	UZ	200000572	11/30/2012	(18.87)
88900000	CAP Move-Settlement	UZ	200000572	11/30/2012	(4.90)
88900000	CAP Move-Settlement	UZ	200000572	11/30/2012	0.16
88900000	CAP Move-Settlement	UZ	200000574	11/30/2012	30.37
88900000	CAP Move-Settlement	UZ	200000570	11/30/2012	24.81
88900000	CAP Move-Settlement	UZ	200000570	11/30/2012	0.31
88900000	CAP Move-Settlement	UZ	200000570	11/30/2012	0.98
88900000	CAP Move-Settlement	UZ	200000570	11/30/2012	(33.77)
88900000	CAP Move-Settlement	UZ	200000570	11/30/2012	1.21
88900000	CAP Move-Settlement	UZ	200000572	11/30/2012	(259.97)
88900000	CAP Move-Settlement	UZ	200000572	11/30/2012	(382.15)
88900000	CAP Move-Settlement	UZ	200000572	11/30/2012	(2.14)
88900000	CAP Move-Settlement	UZ	200000572	11/30/2012	(21.05)
88900000	CAP Move-Settlement	UZ	200000572	11/30/2012	(3.34)
88900000	CAP Move-Settlement	UZ	200000572	11/30/2012	(25.03)
88900000	CAP Move-Settlement	UZ	200000574	11/30/2012	(6.55)
88900000	CAP Move-Settlement	UZ	200000574	11/30/2012	(22.22)
88900000	CAP Move-Settlement	UZ	200000581	11/30/2012	(15.44)
88900000	CAP Move-Settlement	UZ	200000581	11/30/2012	56.22
88900000	CAP Move-Settlement	UZ	200000572	11/30/2012	(95.63)
88900000	CAP Move-Settlement	UZ	200000581	11/30/2012	(14.88)
88900000	CAP Move-Settlement	UZ	200000570	11/30/2012	(1.29)
88900000	CAP Move-Settlement	UZ	200000570	11/30/2012	0.61
88900000	CAP Move-Settlement	UZ	200000570	11/30/2012	(19.94)
88900000	CAP Move-Settlement	UZ	200000570	11/30/2012	12.41
88900000	CAP Move-Settlement	UZ	200000570	11/30/2012	(1.07)
88900000	CAP Move-Settlement	UZ	200000570	11/30/2012	(3.27)
88900000	CAP Move-Settlement	UZ	200000572	11/30/2012	0.49
88900000	CAP Move-Settlement	UZ	200000572	11/30/2012	(0.14)
88900000	CAP Move-Settlement	UZ	200000572	11/30/2012	(144.32)
88900000	CAP Move-Settlement	UZ	200000572	11/30/2012	(6.26)
88900000	CAP Move-Settlement	UZ	200000574	11/30/2012	(1.67)
88900000	CAP Move-Settlement	UZ	200000574	11/30/2012	(13.89)
88900000	CAP Move-Settlement	UZ	200000574	11/30/2012	30.36
88900000	CAP Move-Settlement	UZ	200000574	11/30/2012	0.16
88900000	CAP Move-Settlement	UZ	200000574	11/30/2012	(11.11)
88900000	CAP Move-Settlement	UZ	200000570	11/30/2012	(12.47)
88900000	CAP Move-Settlement	UZ	200000570	11/30/2012	0.16
88900000	CAP Move-Settlement	UZ	200000570	11/30/2012	93.35
88900000	CAP Move-Settlement	UZ	200000572	11/30/2012	0.49
88900000	CAP Move-Settlement	UZ	200000572	11/30/2012	(3.27)
88900000	CAP Move-Settlement	UZ	200000572	11/30/2012	(11.11)
88900000	CAP Move-Settlement	UZ	200000572	11/30/2012	(0.97)
88900000	CAP Move-Settlement	UZ	200000572	11/30/2012	(6.26)
88900000	CAP Move-Settlement	UZ	200000572	11/30/2012	(1.07)
88900000	CAP Move-Settlement	UZ	200000572	11/30/2012	(1.67)
88900000	CAP Move-Settlement	UZ	200000572	11/30/2012	(10.06)
88900000	CAP Move-Settlement	UZ	200000572	11/30/2012	0.61



Kentucky American Water Company  
Case No. 2012-00520  
Response to PSC DR1, Item 31

Account	Description	Doc Type	Document Number	Posting Date	Amount
88900000	CAP Move-Settlement	UZ	200000572	11/30/2012	(91.58)
88900000	CAP Move-Settlement	UZ	200000572	11/30/2012	336.21
88900000	CAP Move-Settlement	UZ	200000574	11/30/2012	12.41
88900000	CAP Move-Settlement	UZ	200000570	11/30/2012	0.49
88900000	CAP Move-Settlement	UZ	200000570	11/30/2012	(81.03)
88900000	CAP Move-Settlement	UZ	200000570	11/30/2012	(3.27)
88900000	CAP Move-Settlement	UZ	200000570	11/30/2012	(9.31)
88900000	CAP Move-Settlement	UZ	200000570	11/30/2012	0.71
88900000	CAP Move-Settlement	UZ	200000570	11/30/2012	26.00
88900000	CAP Move-Settlement	UZ	200000570	11/30/2012	(11.11)
88900000	CAP Move-Settlement	UZ	200000570	11/30/2012	0.63
88900000	CAP Move-Settlement	UZ	200000570	11/30/2012	(1.67)
88900000	CAP Move-Settlement	UZ	200000570	11/30/2012	(6.26)
88900000	CAP Move-Settlement	UZ	200000572	11/30/2012	(0.82)
88900000	CAP Move-Settlement	UZ	200000572	11/30/2012	1.07
88900000	CAP Move-Settlement	UZ	200000574	11/30/2012	(1.07)
88900000	CAP Move-Settlement	UZ	200000574	11/30/2012	7.60
88900000	CAP Move-Settlement	UZ	200000574	11/30/2012	0.61
88900000	CAP Move-Settlement	UZ	200000581	11/30/2012	29.80
88900000	CAP Move-Settlement	UZ	200000581	11/30/2012	12.41
88900000	CAP Move-Settlement	UZ	200000581	11/30/2012	(10.97)
88900000	CAP Move-Settlement	UZ	200000570	11/30/2012	(19.32)
88900000	CAP Move-Settlement	UZ	200000570	11/30/2012	(33.33)
88900000	CAP Move-Settlement	UZ	200000570	11/30/2012	(19.19)
88900000	CAP Move-Settlement	UZ	200000570	11/30/2012	0.47
88900000	CAP Move-Settlement	UZ	200000570	11/30/2012	(3.22)
88900000	CAP Move-Settlement	UZ	200000570	11/30/2012	(28.90)
88900000	CAP Move-Settlement	UZ	200000572	11/30/2012	(53.39)
88900000	CAP Move-Settlement	UZ	200000572	11/30/2012	1.47
88900000	CAP Move-Settlement	UZ	200000572	11/30/2012	101.09
88900000	CAP Move-Settlement	UZ	200000572	11/30/2012	(173.29)
88900000	CAP Move-Settlement	UZ	200000572	11/30/2012	28.63
88900000	CAP Move-Settlement	UZ	200000574	11/30/2012	(9.82)
88900000	CAP Move-Settlement	UZ	200000574	11/30/2012	(321.59)
88900000	CAP Move-Settlement	UZ	200000581	11/30/2012	37.22
88900000	CAP Move-Settlement	UZ	200000581	11/30/2012	1.83
88900000	CAP Move-Settlement	UZ	200000581	11/30/2012	(5.02)
88900000	CAP Move-Settlement	UZ	200000570	11/30/2012	(2.66)
88900000	CAP Move-Settlement	UZ	200000570	11/30/2012	(304.25)
88900000	CAP Move-Settlement	UZ	200000574	11/30/2012	(78.66)
88900000	CAP Move-Settlement	UZ	200000581	11/30/2012	28.63
88900000	CAP Move-Settlement	UZ	200000558	11/30/2012	(182.48)
88900000	CAP Move-Settlement	UZ	200000558	11/30/2012	(139.98)
88900000	CAP Move-Settlement	UZ	200000570	11/30/2012	(61.74)
88900000	CAP Move-Settlement	UZ	200000570	11/30/2012	(74.50)
88900000	CAP Move-Settlement	UZ	200000570	11/30/2012	(535.45)
88900000	CAP Move-Settlement	UZ	200000570	11/30/2012	(574.16)
88900000	CAP Move-Settlement	UZ	200000572	11/30/2012	(1,591.04)
88900000	CAP Move-Settlement	UZ	200000572	11/30/2012	393.64
88900000	CAP Move-Settlement	UZ	200000572	11/30/2012	(2,214.26)
88900000	CAP Move-Settlement	UZ	200000572	11/30/2012	(155.16)
88900000	CAP Move-Settlement	UZ	200000572	11/30/2012	(155.51)
88900000	CAP Move-Settlement	UZ	200000572	11/30/2012	31.79

Kentucky American Water Company  
Case No. 2012-00520  
Response to PSC DR1, Item 31

Account	Description	Doc Type	Document Number	Posting Date	Amount
88900000	CAP Move-Settlement	UZ	200000572	11/30/2012	(83.36)
88900000	CAP Move-Settlement	UZ	200000572	11/30/2012	2.19
88900000	CAP Move-Settlement	UZ	200000572	11/30/2012	(2,640.46)
88900000	CAP Move-Settlement	UZ	200000572	11/30/2012	(220.50)
88900000	CAP Move-Settlement	UZ	200000572	11/30/2012	173.70
88900000	CAP Move-Settlement	UZ	200000574	11/30/2012	(2,981.20)
88900000	CAP Move-Settlement	UZ	200000574	11/30/2012	6.85
88900000	CAP Move-Settlement	UZ	200000574	11/30/2012	8.53
88900000	CAP Move-Settlement	UZ	200000574	11/30/2012	(23.43)
88900000	CAP Move-Settlement	UZ	200000581	11/30/2012	(15.01)
88900000	CAP Move-Settlement	UZ	200000555	11/30/2012	(191.35)
88900000	CAP Move-Settlement	UZ	200000558	11/30/2012	(249.44)
88900000	CAP Move-Settlement	UZ	200000570	11/30/2012	(177.72)
88900000	CAP Move-Settlement	UZ	200000570	11/30/2012	(1,903.26)
88900000	CAP Move-Settlement	UZ	200000570	11/30/2012	(1,639.40)
88900000	CAP Move-Settlement	UZ	200000570	11/30/2012	(2,733.68)
88900000	CAP Move-Settlement	UZ	200000570	11/30/2012	(272.74)
88900000	CAP Move-Settlement	UZ	200000570	11/30/2012	7.83
88900000	CAP Move-Settlement	UZ	200000570	11/30/2012	449.88
88900000	CAP Move-Settlement	UZ	200000572	11/30/2012	(1,206.00)
88900000	CAP Move-Settlement	UZ	200000572	11/30/2012	198.51
88900000	CAP Move-Settlement	UZ	200000572	11/30/2012	(17.15)
88900000	CAP Move-Settlement	UZ	200000572	11/30/2012	9.76
88900000	CAP Move-Settlement	UZ	200000572	11/30/2012	(99.96)
88900000	CAP Move-Settlement	UZ	200000572	11/30/2012	2.50
88900000	CAP Move-Settlement	UZ	200000574	11/30/2012	(26.77)
88900000	CAP Move-Settlement	UZ	200000581	11/30/2012	34.40
88900000	CAP Move-Settlement	UZ	200000581	11/30/2012	(108.40)
88900000	CAP Move-Settlement	UZ	200000555	11/30/2012	(105.05)
88900000	CAP Move-Settlement	UZ	200000555	11/30/2012	(80.58)
88900000	CAP Move-Settlement	UZ	200000555	11/30/2012	(134.01)
88900000	CAP Move-Settlement	UZ	200000555	11/30/2012	(102.80)
88900000	CAP Move-Settlement	UZ	200000555	11/30/2012	(22.61)
88900000	CAP Move-Settlement	UZ	200000558	11/30/2012	(17.35)
88900000	CAP Move-Settlement	UZ	200000555	11/30/2012	(65.99)
88900000	CAP Move-Settlement	UZ	200000558	11/30/2012	(86.02)
88900000	CAP Move-Settlement	UZ	200000570	11/30/2012	1.96
88900000	CAP Move-Settlement	UZ	200000570	11/30/2012	(44.43)
88900000	CAP Move-Settlement	UZ	200000570	11/30/2012	(6.70)
88900000	CAP Move-Settlement	UZ	200000570	11/30/2012	2.45
88900000	CAP Move-Settlement	UZ	200000570	11/30/2012	0.63
88900000	CAP Move-Settlement	UZ	200000572	11/30/2012	49.63
88900000	CAP Move-Settlement	UZ	200000572	11/30/2012	(11.48)
88900000	CAP Move-Settlement	UZ	200000572	11/30/2012	(4.29)
88900000	CAP Move-Settlement	UZ	200000572	11/30/2012	(16.75)
88900000	CAP Move-Settlement	UZ	200000572	11/30/2012	(486.76)
88900000	CAP Move-Settlement	UZ	200000574	11/30/2012	(28.08)
88900000	CAP Move-Settlement	UZ	200000574	11/30/2012	(53.37)
88900000	CAP Move-Settlement	UZ	200000574	11/30/2012	(482.30)
88900000	CAP Move-Settlement	UZ	200000581	11/30/2012	112.47
88900000	CAP Move-Settlement	UZ	200000581	11/30/2012	(260.19)
88900000	CAP Move-Settlement	UZ	200000555	11/30/2012	(5.15)
88900000	CAP Move-Settlement	UZ	200000558	11/30/2012	(3.95)

Kentucky American Water Company  
Case No. 2012-00520  
Response to PSC DR1, Item 31

Account	Description	Doc Type	Document Number	Posting Date	Amount
88900000	CAP Move-Settlement	UZ	200000555	11/30/2012	(45.33)
88900000	CAP Move-Settlement	UZ	200000555	11/30/2012	(34.78)
88900000	CAP Move-Settlement	UZ	200000555	11/30/2012	(2,663.76)
88900000	CAP Move-Settlement	UZ	200000555	11/30/2012	(2,043.43)
88900000	CAP Move-Settlement	UZ	200000570	11/30/2012	(0.33)
88900000	CAP Move-Settlement	UZ	200000570	11/30/2012	121.35
88900000	CAP Move-Settlement	UZ	200000570	11/30/2012	(16,484.97)
88900000	CAP Move-Settlement	UZ	200000570	11/30/2012	(94.63)
88900000	CAP Move-Settlement	UZ	200000555	11/30/2012	(2,510.22)
88900000	CAP Move-Settlement	UZ	200000558	11/30/2012	(3,272.25)
88900000	CAP Move-Settlement	UZ	200000570	11/30/2012	(105.16)
88900000	CAP Move-Settlement	UZ	200000570	11/30/2012	110.93
88900000	CAP Move-Settlement	UZ	200000572	11/30/2012	(15,907.87)
88900000	CAP Move-Settlement	UZ	200000555	11/30/2012	(18.98)
88900000	CAP Move-Settlement	UZ	200000555	11/30/2012	(24.74)
88900000	CAP Move-Settlement	UZ	200000555	11/30/2012	(78.06)
88900000	CAP Move-Settlement	UZ	200000558	11/30/2012	(101.75)
88900000	CAP Move-Settlement	UZ	200000570	11/30/2012	148.14
88900000	CAP Move-Settlement	UZ	200000570	11/30/2012	1.96
88900000	CAP Move-Settlement	UZ	200000570	11/30/2012	2.45
88900000	CAP Move-Settlement	UZ	200000570	11/30/2012	(483.14)
88900000	CAP Move-Settlement	UZ	200000570	11/30/2012	(25.36)
88900000	CAP Move-Settlement	UZ	200000570	11/30/2012	(744.64)
88900000	CAP Move-Settlement	UZ	200000570	11/30/2012	(89.73)
88900000	CAP Move-Settlement	UZ	200000570	11/30/2012	(39.86)
88900000	CAP Move-Settlement	UZ	200000572	11/30/2012	1.01
88900000	CAP Move-Settlement	UZ	200000572	11/30/2012	(9.79)
88900000	CAP Move-Settlement	UZ	200000572	11/30/2012	(268.16)
88900000	CAP Move-Settlement	UZ	200000572	11/30/2012	49.63
88900000	CAP Move-Settlement	UZ	200000572	11/30/2012	(142.43)
88900000	CAP Move-Settlement	UZ	200000572	11/30/2012	(51.37)
88900000	CAP Move-Settlement	UZ	200000574	11/30/2012	(32.05)
88900000	CAP Move-Settlement	UZ	200000574	11/30/2012	3.22
88900000	CAP Move-Settlement	UZ	200000581	11/30/2012	(13.82)
88900000	CAP Move-Settlement	UZ	200000558	11/30/2012	(493.40)
88900000	CAP Move-Settlement	UZ	200000558	11/30/2012	(643.19)
88900000	CAP Move-Settlement	UZ	200000555	11/30/2012	(9.84)
88900000	CAP Move-Settlement	UZ	200000555	11/30/2012	(12.83)
88900000	CAP Move-Settlement	UZ	200000558	11/30/2012	(9.58)
88900000	CAP Move-Settlement	UZ	200000558	11/30/2012	(7.35)
88900000	CAP Move-Settlement	UZ	200000555	11/30/2012	(20.17)
88900000	CAP Move-Settlement	UZ	200000555	11/30/2012	(15.48)
88900000	CAP Move-Settlement	UZ	200000555	11/30/2012	(1,244.96)
88900000	CAP Move-Settlement	UZ	200000555	11/30/2012	(1,622.90)
88900000	CAP Move-Settlement	UZ	200000570	11/30/2012	(1,466.25)
88900000	CAP Move-Settlement	UZ	200000558	11/30/2012	(203.74)
88900000	CAP Move-Settlement	UZ	200000558	11/30/2012	(265.59)
88900000	CAP Move-Settlement	UZ	200000570	11/30/2012	(0.65)
88900000	CAP Move-Settlement	UZ	200000572	11/30/2012	(0.52)
88900000	CAP Move-Settlement	UZ	200000572	11/30/2012	0.22
88900000	CAP Move-Settlement	UZ	200000574	11/30/2012	(1.09)
88900000	CAP Move-Settlement	UZ	200000574	11/30/2012	(7.10)
88900000	CAP Move-Settlement	UZ	200000581	11/30/2012	(561.41)

Kentucky American Water Company  
Case No. 2012-00520  
Response to PSC DR1, Item 31

Account	Description	Doc Type	Document Number	Posting Date	Amount
88900000	CAP Move-Settlement	UZ	200000572	11/30/2012	(1.17)
88900000	CAP Move-Settlement	UZ	200000572	11/30/2012	3.79
88900000	CAP Move-Settlement	UZ	200000574	11/30/2012	21.46
88900000	CAP Move-Settlement	UZ	200000574	11/30/2012	(3.36)
88900000	CAP Move-Settlement	UZ	200000570	11/30/2012	(39.52)
88900000	CAP Move-Settlement	UZ	200000570	11/30/2012	(3.52)
88900000	CAP Move-Settlement	UZ	200000570	11/30/2012	0.46
88900000	CAP Move-Settlement	UZ	200000570	11/30/2012	0.05
88900000	CAP Move-Settlement	UZ	200000570	11/30/2012	(30.24)
88900000	CAP Move-Settlement	UZ	200000570	11/30/2012	(10.38)
88900000	CAP Move-Settlement	UZ	200000570	11/30/2012	(1.03)
88900000	CAP Move-Settlement	UZ	200000572	11/30/2012	(323.11)
88900000	CAP Move-Settlement	UZ	200000572	11/30/2012	(25.82)
88900000	CAP Move-Settlement	UZ	200000572	11/30/2012	(30.15)
88900000	CAP Move-Settlement	UZ	200000572	11/30/2012	10.79
88900000	CAP Move-Settlement	UZ	200000572	11/30/2012	1.25
88900000	CAP Move-Settlement	UZ	200000574	11/30/2012	0.24
88900000	CAP Move-Settlement	UZ	200000574	11/30/2012	0.67
88900000	CAP Move-Settlement	UZ	200000574	11/30/2012	(6.04)
88900000	CAP Move-Settlement	UZ	200000574	11/30/2012	0.03
88900000	CAP Move-Settlement	UZ	200000581	11/30/2012	0.15
88900000	CAP Move-Settlement	UZ	200000581	11/30/2012	(22.84)
88900000	CAP Move-Settlement	UZ	200000581	11/30/2012	(35.88)
88900000	CAP Move-Settlement	UZ	200000570	11/30/2012	(7.92)
88900000	CAP Move-Settlement	UZ	200000570	11/30/2012	(1.31)
88900000	CAP Move-Settlement	UZ	200000570	11/30/2012	0.81
88900000	CAP Move-Settlement	UZ	200000570	11/30/2012	5.93
88900000	CAP Move-Settlement	UZ	200000570	11/30/2012	1.30
88900000	CAP Move-Settlement	UZ	200000570	11/30/2012	(10.10)
88900000	CAP Move-Settlement	UZ	200000570	11/30/2012	(108.95)
88900000	CAP Move-Settlement	UZ	200000572	11/30/2012	(0.04)
88900000	CAP Move-Settlement	UZ	200000572	11/30/2012	10.07
88900000	CAP Move-Settlement	UZ	200000572	11/30/2012	0.49
88900000	CAP Move-Settlement	UZ	200000572	11/30/2012	(7.02)
88900000	CAP Move-Settlement	UZ	200000574	11/30/2012	(5.08)
88900000	CAP Move-Settlement	UZ	200000574	11/30/2012	(16.47)
88900000	CAP Move-Settlement	UZ	200000574	11/30/2012	0.11
88900000	CAP Move-Settlement	UZ	200000574	11/30/2012	0.45
88900000	CAP Move-Settlement	UZ	200000574	11/30/2012	(2.06)
88900000	CAP Move-Settlement	UZ	200000574	11/30/2012	1.85
88900000	CAP Move-Settlement	UZ	200000581	11/30/2012	(0.91)
88900000	CAP Move-Settlement	UZ	200000581	11/30/2012	2.57
88900000	CAP Move-Settlement	UZ	200000581	11/30/2012	(12.71)
88900000	CAP Move-Settlement	UZ	200000555	11/30/2012	(10.10)
88900000	CAP Move-Settlement	UZ	200000555	11/30/2012	(7.75)
88900000	CAP Move-Settlement	UZ	200000570	11/30/2012	1.27
88900000	CAP Move-Settlement	UZ	200000572	11/30/2012	11.60
88900000	CAP Move-Settlement	UZ	200000572	11/30/2012	3.73
88900000	CAP Move-Settlement	UZ	200000572	11/30/2012	50.98
88900000	CAP Move-Settlement	UZ	200000574	11/30/2012	(5.48)
88900000	CAP Move-Settlement	UZ	200000558	11/30/2012	(10.11)
88900000	CAP Move-Settlement	UZ	200000558	11/30/2012	(13.18)
88900000	CAP Move-Settlement	UZ	200000570	11/30/2012	115.96

Kentucky American Water Company  
Case No. 2012-00520  
Response to PSC DR1, Item 31

Account	Description	Doc Type	Document Number	Posting Date	Amount
88900000	CAP Move-Settlement	UZ	200000572	11/30/2012	564.17
88900000	CAP Move-Settlement	UZ	200000572	11/30/2012	1.65
88900000	CAP Move-Settlement	UZ	200000572	11/30/2012	41.45
88900000	CAP Move-Settlement	UZ	200000573	11/30/2012	5.99
88900000	CAP Move-Settlement	UZ	200000558	11/30/2012	(9.73)
88900000	CAP Move-Settlement	UZ	200000558	11/30/2012	(12.69)
88900000	CAP Move-Settlement	UZ	200000555	11/30/2012	(12.01)
88900000	CAP Move-Settlement	UZ	200000555	11/30/2012	(15.65)
88900000	CAP Move-Settlement	UZ	200000570	11/30/2012	67.08
88900000	CAP Move-Settlement	UZ	200000555	11/30/2012	(23.54)
88900000	CAP Move-Settlement	UZ	200000558	11/30/2012	(30.68)
88900000	CAP Move-Settlement	UZ	200000555	11/30/2012	(404.73)
88900000	CAP Move-Settlement	UZ	200000558	11/30/2012	(527.60)
88900000	CAP Move-Settlement	UZ	200000570	11/30/2012	71.01
88900000	CAP Move-Settlement	UZ	200000572	11/30/2012	(2,500.65)
88900000	CAP Move-Settlement	UZ	200000555	11/30/2012	(3.53)
88900000	CAP Move-Settlement	UZ	200000558	11/30/2012	(2.71)
88900000	CAP Move-Settlement	UZ	200000555	11/30/2012	(1.34)
88900000	CAP Move-Settlement	UZ	200000558	11/30/2012	(1.74)
88900000	CAP Move-Settlement	UZ	200000555	11/30/2012	(0.01)
88900000	CAP Move-Settlement	UZ	200000558	11/30/2012	(0.01)
88900000	CAP Move-Settlement	UZ	200000555	11/30/2012	(2.11)
88900000	CAP Move-Settlement	UZ	200000558	11/30/2012	(2.76)
88900000	CAP Move-Settlement	UZ	200000572	11/30/2012	12.08
88900000	CAP Move-Settlement	UZ	200000581	11/30/2012	0.95
88900000	CAP Move-Settlement	UZ	200000555	11/30/2012	(2.05)
88900000	CAP Move-Settlement	UZ	200000558	11/30/2012	(2.67)
88900000	CAP Move-Settlement	UZ	200000558	11/30/2012	(10.28)
88900000	CAP Move-Settlement	UZ	200000558	11/30/2012	(7.88)
88900000	CAP Move-Settlement	UZ	200000570	11/30/2012	22.06
88900000	CAP Move-Settlement	UZ	200000572	11/30/2012	1.40
88900000	CAP Move-Settlement	UZ	200000572	11/30/2012	(6.44)
88900000	CAP Move-Settlement	UZ	200000572	11/30/2012	(0.08)
88900000	CAP Move-Settlement	UZ	200000574	11/30/2012	0.28
88900000	CAP Move-Settlement	UZ	200000574	11/30/2012	1.40
88900000	CAP Move-Settlement	UZ	200000574	11/30/2012	(8.33)
88900000	CAP Move-Settlement	UZ	200000574	11/30/2012	(6.96)
88900000	CAP Move-Settlement	UZ	200000581	11/30/2012	1.69
88900000	CAP Move-Settlement	UZ	200000581	11/30/2012	(94.34)
88900000	CAP Move-Settlement	UZ	200000555	11/30/2012	(1.36)
88900000	CAP Move-Settlement	UZ	200000558	11/30/2012	(1.77)
88900000	CAP Move-Settlement	UZ	200000572	11/30/2012	(4.02)
88900000	CAP Move-Settlement	UZ	200000555	11/30/2012	(15.04)
88900000	CAP Move-Settlement	UZ	200000555	11/30/2012	(19.61)
88900000	CAP Move-Settlement	UZ	200000570	11/30/2012	(342.91)
88900000	CAP Move-Settlement	UZ	200000570	11/30/2012	(20.24)
88900000	CAP Move-Settlement	UZ	200000570	11/30/2012	(5.02)
88900000	CAP Move-Settlement	UZ	200000572	11/30/2012	(3.22)
88900000	CAP Move-Settlement	UZ	200000572	11/30/2012	(53.28)
88900000	CAP Move-Settlement	UZ	200000572	11/30/2012	1.83
88900000	CAP Move-Settlement	UZ	200000572	11/30/2012	(1,182.82)
88900000	CAP Move-Settlement	UZ	200000572	11/30/2012	(22.97)
88900000	CAP Move-Settlement	UZ	200000572	11/30/2012	1.47

Kentucky American Water Company  
Case No. 2012-00520  
Response to PSC DR1, Item 31

Account	Description	Doc Type	Document Number	Posting Date	Amount
88900000	CAP Move-Settlement	UZ	200000572	11/30/2012	(17.66)
88900000	CAP Move-Settlement	UZ	200000572	11/30/2012	84.35
88900000	CAP Move-Settlement	UZ	200000574	11/30/2012	(17.91)
88900000	CAP Move-Settlement	UZ	200000574	11/30/2012	37.22
88900000	CAP Move-Settlement	UZ	200000581	11/30/2012	0.47
88900000	CAP Move-Settlement	UZ	200000581	11/30/2012	(33.33)
88900000	CAP Move-Settlement	UZ	200000570	11/30/2012	(9.45)
88900000	CAP Move-Settlement	UZ	200000570	11/30/2012	(0.04)
88900000	CAP Move-Settlement	UZ	200000572	11/30/2012	(1.29)
88900000	CAP Move-Settlement	UZ	200000574	11/30/2012	(13.18)
88900000	CAP Move-Settlement	UZ	200000581	11/30/2012	(0.25)
88900000	CAP Move-Settlement	UZ	200000570	11/30/2012	(21.89)
88900000	CAP Move-Settlement	UZ	200000570	11/30/2012	(50.68)
88900000	CAP Move-Settlement	UZ	200000572	11/30/2012	(70.66)
88900000	CAP Move-Settlement	UZ	200000572	11/30/2012	(1,451.13)
88900000	CAP Move-Settlement	UZ	200000572	11/30/2012	(39.29)
88900000	CAP Move-Settlement	UZ	200000572	11/30/2012	(133.30)
88900000	CAP Move-Settlement	UZ	200000572	11/30/2012	7.32
88900000	CAP Move-Settlement	UZ	200000574	11/30/2012	(20.08)
88900000	CAP Move-Settlement	UZ	200000574	11/30/2012	(12.86)
88900000	CAP Move-Settlement	UZ	200000574	11/30/2012	(70.94)
88900000	CAP Move-Settlement	UZ	200000574	11/30/2012	5.87
88900000	CAP Move-Settlement	UZ	200000581	11/30/2012	339.82
88900000	CAP Move-Settlement	UZ	200000581	11/30/2012	1.88
88900000	CAP Move-Settlement	UZ	200000581	11/30/2012	148.88
88900000	CAP Move-Settlement	UZ	200000570	11/30/2012	(1.07)
88900000	CAP Move-Settlement	UZ	200000570	11/30/2012	0.16
88900000	CAP Move-Settlement	UZ	200000570	11/30/2012	0.61
88900000	CAP Move-Settlement	UZ	200000570	11/30/2012	30.05
88900000	CAP Move-Settlement	UZ	200000570	11/30/2012	(3.27)
88900000	CAP Move-Settlement	UZ	200000570	11/30/2012	(11.83)
88900000	CAP Move-Settlement	UZ	200000572	11/30/2012	(5.89)
88900000	CAP Move-Settlement	UZ	200000572	11/30/2012	(1.99)
88900000	CAP Move-Settlement	UZ	200000581	11/30/2012	(11.11)
88900000	CAP Move-Settlement	UZ	200000581	11/30/2012	12.41
88900000	CAP Move-Settlement	UZ	200000581	11/30/2012	(1.67)
88900000	CAP Move-Settlement	UZ	200000581	11/30/2012	0.49
88900000	CAP Move-Settlement	UZ	200000581	11/30/2012	(10.72)
88900000	CAP Move-Settlement	UZ	200000581	11/30/2012	(127.98)
88900000	CAP Move-Settlement	UZ	200000570	11/30/2012	0.98
88900000	CAP Move-Settlement	UZ	200000570	11/30/2012	(22.22)
88900000	CAP Move-Settlement	UZ	200000570	11/30/2012	1.21
88900000	CAP Move-Settlement	UZ	200000570	11/30/2012	(3.40)
88900000	CAP Move-Settlement	UZ	200000572	11/30/2012	(11.77)
88900000	CAP Move-Settlement	UZ	200000572	11/30/2012	0.31
88900000	CAP Move-Settlement	UZ	200000572	11/30/2012	(2.14)
88900000	CAP Move-Settlement	UZ	200000572	11/30/2012	(19.31)
88900000	CAP Move-Settlement	UZ	200000572	11/30/2012	(6.55)
88900000	CAP Move-Settlement	UZ	200000572	11/30/2012	(215.17)
88900000	CAP Move-Settlement	UZ	200000574	11/30/2012	24.81
88900000	CAP Move-Settlement	UZ	200000574	11/30/2012	(3.34)
88900000	CAP Move-Settlement	UZ	200000574	11/30/2012	(20.29)
88900000	CAP Move-Settlement	UZ	200000581	11/30/2012	58.15

Kentucky American Water Company  
Case No. 2012-00520  
Response to PSC DR1, Item 31

Account	Description	Doc Type	Document Number	Posting Date	Amount
88900000	CAP Move-Settlement	UZ	200000570	11/30/2012	32.35
88900000	CAP Move-Settlement	UZ	200000572	11/30/2012	(2.28)
88900000	CAP Move-Settlement	UZ	200000572	11/30/2012	5.81
88900000	CAP Move-Settlement	UZ	200000572	11/30/2012	2.43
88900000	CAP Move-Settlement	UZ	200000573	11/30/2012	(22.04)
88900000	CAP Move-Settlement	UZ	200000581	11/30/2012	(3.10)
88900000	CAP Move-Settlement	UZ	200000574	11/30/2012	(30.76)
88900000	CAP Move-Settlement	UZ	200000570	11/30/2012	18.90
88900000	CAP Move-Settlement	UZ	200000570	11/30/2012	1.43
88900000	CAP Move-Settlement	UZ	200000572	11/30/2012	2.79
88900000	CAP Move-Settlement	UZ	200000572	11/30/2012	(30.77)
88900000	CAP Move-Settlement	UZ	200000574	11/30/2012	1.02
88900000	CAP Move-Settlement	UZ	200000581	11/30/2012	1.45
88900000	CAP Move-Settlement	UZ	200000574	11/30/2012	(97.35)
88900000	CAP Move-Settlement	UZ	200000572	11/30/2012	(97.91)
88900000	CAP Move-Settlement	UZ	200000572	11/30/2012	(97.82)
88900000	CAP Move-Settlement	UZ	200000572	11/30/2012	(1,562.48)
88900000	CAP Move-Settlement	UZ	200000572	11/30/2012	(1.88)
88900000	CAP Move-Settlement	UZ	200000572	11/30/2012	(33.59)
88900000	CAP Move-Settlement	UZ	200000570	11/30/2012	(1.88)
88900000	CAP Move-Settlement	UZ	200000574	11/30/2012	(32.99)
88900000	CAP Move-Settlement	UZ	200000570	11/30/2012	(1.88)
88900000	CAP Move-Settlement	UZ	200000570	11/30/2012	(39.51)
88900000	CAP Move-Settlement	UZ	200000572	11/30/2012	(92.39)
88900000	CAP Move-Settlement	UZ	200000570	11/30/2012	(67.88)
88900000	CAP Move-Settlement	UZ	200000570	11/30/2012	(90.65)
88900000	CAP Move-Settlement	UZ	200000570	11/30/2012	38.04
88900000	CAP Move-Settlement	UZ	200000570	11/30/2012	(4.05)
88900000	CAP Move-Settlement	UZ	200000570	11/30/2012	(9.14)
88900000	CAP Move-Settlement	UZ	200000572	11/30/2012	(0.73)
88900000	CAP Move-Settlement	UZ	200000572	11/30/2012	(2.91)
88900000	CAP Move-Settlement	UZ	200000574	11/30/2012	(80.06)
88900000	CAP Move-Settlement	UZ	200000581	11/30/2012	(29.89)
88900000	CAP Move-Settlement	UZ	200000570	11/30/2012	(85.43)
88900000	CAP Move-Settlement	UZ	200000570	11/30/2012	38.00
88900000	CAP Move-Settlement	UZ	200000570	11/30/2012	0.20
88900000	CAP Move-Settlement	UZ	200000572	11/30/2012	(3.46)
88900000	CAP Move-Settlement	UZ	200000572	11/30/2012	(2.61)
88900000	CAP Move-Settlement	UZ	200000572	11/30/2012	(0.49)
88900000	CAP Move-Settlement	UZ	200000581	11/30/2012	(26.41)
88900000	CAP Move-Settlement	UZ	200000570	11/30/2012	(4.04)
88900000	CAP Move-Settlement	UZ	200000570	11/30/2012	(118.20)
88900000	CAP Move-Settlement	UZ	200000572	11/30/2012	(0.73)
88900000	CAP Move-Settlement	UZ	200000574	11/30/2012	38.04
88900000	CAP Move-Settlement	UZ	200000574	11/30/2012	(2.91)
88900000	CAP Move-Settlement	UZ	200000581	11/30/2012	(29.85)
88900000	CAP Move-Settlement	UZ	200000570	11/30/2012	(22.36)
88900000	CAP Move-Settlement	UZ	200000570	11/30/2012	(2.65)
88900000	CAP Move-Settlement	UZ	200000570	11/30/2012	0.08
88900000	CAP Move-Settlement	UZ	200000572	11/30/2012	(2.05)
88900000	CAP Move-Settlement	UZ	200000574	11/30/2012	(0.30)
88900000	CAP Move-Settlement	UZ	200000581	11/30/2012	(0.35)
88900000	CAP Move-Settlement	UZ	200000555	11/30/2012	(7.76)

Kentucky American Water Company  
Case No. 2012-00520  
Response to PSC DR1, Item 31

Account	Description	Doc Type	Document Number	Posting Date	Amount
88900000	CAP Move-Settlement	UZ	200000558	11/30/2012	(10.12)
88900000	CAP Move-Settlement	UZ	200000570	11/30/2012	(1.89)
88900000	CAP Move-Settlement	UZ	200000570	11/30/2012	(79.77)
88900000	CAP Move-Settlement	UZ	200000570	11/30/2012	(3.70)
88900000	CAP Move-Settlement	UZ	200000572	11/30/2012	(2.35)
88900000	CAP Move-Settlement	UZ	200000572	11/30/2012	(26.89)
88900000	CAP Move-Settlement	UZ	200000574	11/30/2012	0.28
88900000	CAP Move-Settlement	UZ	200000574	11/30/2012	(0.33)
88900000	CAP Move-Settlement	UZ	200000570	11/30/2012	12.88
88900000	CAP Move-Settlement	UZ	200000570	11/30/2012	(2,119.81)
88900000	CAP Move-Settlement	UZ	200000570	11/30/2012	(18.51)
88900000	CAP Move-Settlement	UZ	200000570	11/30/2012	0.10
88900000	CAP Move-Settlement	UZ	200000570	11/30/2012	(3.33)
88900000	CAP Move-Settlement	UZ	200000570	11/30/2012	(36.25)
88900000	CAP Move-Settlement	UZ	200000572	11/30/2012	1.86
88900000	CAP Move-Settlement	UZ	200000572	11/30/2012	0.01
88900000	CAP Move-Settlement	UZ	200000572	11/30/2012	(5.28)
88900000	CAP Move-Settlement	UZ	200000572	11/30/2012	(2.66)
88900000	CAP Move-Settlement	UZ	200000572	11/30/2012	(13.35)
88900000	CAP Move-Settlement	UZ	200000572	11/30/2012	(3.67)
88900000	CAP Move-Settlement	UZ	200000572	11/30/2012	(18.06)
88900000	CAP Move-Settlement	UZ	200000572	11/30/2012	0.09
88900000	CAP Move-Settlement	UZ	200000572	11/30/2012	84.73
88900000	CAP Move-Settlement	UZ	200000574	11/30/2012	1.47
88900000	CAP Move-Settlement	UZ	200000574	11/30/2012	37.22
88900000	CAP Move-Settlement	UZ	200000574	11/30/2012	(19.58)
88900000	CAP Move-Settlement	UZ	200000574	11/30/2012	(376.87)
88900000	CAP Move-Settlement	UZ	200000574	11/30/2012	1.71
88900000	CAP Move-Settlement	UZ	200000581	11/30/2012	2.73
88900000	CAP Move-Settlement	UZ	200000570	11/30/2012	1.94
88900000	CAP Move-Settlement	UZ	200000570	11/30/2012	(3.55)
88900000	CAP Move-Settlement	UZ	200000572	11/30/2012	(4.71)
88900000	CAP Move-Settlement	UZ	200000572	11/30/2012	(98.75)
88900000	CAP Move-Settlement	UZ	200000572	11/30/2012	(0.25)
88900000	CAP Move-Settlement	UZ	200000573	11/30/2012	(0.03)
88900000	CAP Move-Settlement	UZ	200000574	11/30/2012	26.67
88900000	CAP Move-Settlement	UZ	200000570	11/30/2012	(9.82)
88900000	CAP Move-Settlement	UZ	200000570	11/30/2012	(5.02)
88900000	CAP Move-Settlement	UZ	200000570	11/30/2012	(22.87)
88900000	CAP Move-Settlement	UZ	200000570	11/30/2012	(3.22)
88900000	CAP Move-Settlement	UZ	200000570	11/30/2012	0.47
88900000	CAP Move-Settlement	UZ	200000572	11/30/2012	(214.17)
88900000	CAP Move-Settlement	UZ	200000572	11/30/2012	37.22
88900000	CAP Move-Settlement	UZ	200000572	11/30/2012	84.35
88900000	CAP Move-Settlement	UZ	200000572	11/30/2012	(18.04)
88900000	CAP Move-Settlement	UZ	200000572	11/30/2012	(26.47)
88900000	CAP Move-Settlement	UZ	200000574	11/30/2012	(366.35)
88900000	CAP Move-Settlement	UZ	200000574	11/30/2012	1.83
88900000	CAP Move-Settlement	UZ	200000581	11/30/2012	1.47
88900000	CAP Move-Settlement	UZ	200000581	11/30/2012	(50.17)
88900000	CAP Move-Settlement	UZ	200000581	11/30/2012	(33.33)
88900000	CAP Move-Settlement	UZ	200000570	11/30/2012	0.27
88900000	CAP Move-Settlement	UZ	200000570	11/30/2012	(53.24)



Kentucky American Water Company  
Case No. 2012-00520  
Response to PSC DR1, Item 31

Account	Description	Doc Type	Document Number	Posting Date	Amount
88900000	CAP Move-Settlement	UZ	200000570	11/30/2012	49.63
88900000	CAP Move-Settlement	UZ	200000570	11/30/2012	(25.93)
88900000	CAP Move-Settlement	UZ	200000570	11/30/2012	(13.10)
88900000	CAP Move-Settlement	UZ	200000570	11/30/2012	2.45
88900000	CAP Move-Settlement	UZ	200000570	11/30/2012	(44.43)
88900000	CAP Move-Settlement	UZ	200000572	11/30/2012	(433.73)
88900000	CAP Move-Settlement	UZ	200000572	11/30/2012	(6.70)
88900000	CAP Move-Settlement	UZ	200000572	11/30/2012	(26.15)
88900000	CAP Move-Settlement	UZ	200000574	11/30/2012	(56.26)
88900000	CAP Move-Settlement	UZ	200000574	11/30/2012	1.96
88900000	CAP Move-Settlement	UZ	200000581	11/30/2012	0.63
88900000	CAP Move-Settlement	UZ	200000581	11/30/2012	112.47
88900000	CAP Move-Settlement	UZ	200000581	11/30/2012	(56.00)
88900000	CAP Move-Settlement	UZ	200000581	11/30/2012	(4.29)
88900000	CAP Move-Settlement	UZ	200000572	11/30/2012	0.27
88900000	CAP Move-Settlement	UZ	200000574	11/30/2012	(4.65)
88900000	CAP Move-Settlement	UZ	200000581	11/30/2012	5.50
88900000	CAP Move-Settlement	UZ	200000558	11/30/2012	(195.67)
88900000	CAP Move-Settlement	UZ	200000558	11/30/2012	(255.07)
88900000	CAP Move-Settlement	UZ	200000570	11/30/2012	(67.99)
88900000	CAP Move-Settlement	UZ	200000570	11/30/2012	281.17
88900000	CAP Move-Settlement	UZ	200000572	11/30/2012	1.56
88900000	CAP Move-Settlement	UZ	200000572	11/30/2012	124.07
88900000	CAP Move-Settlement	UZ	200000572	11/30/2012	(116.37)
88900000	CAP Move-Settlement	UZ	200000572	11/30/2012	(41.69)
88900000	CAP Move-Settlement	UZ	200000572	11/30/2012	6.11
88900000	CAP Move-Settlement	UZ	200000572	11/30/2012	(1,226.11)
88900000	CAP Move-Settlement	UZ	200000572	11/30/2012	(111.08)
88900000	CAP Move-Settlement	UZ	200000574	11/30/2012	(10.72)
88900000	CAP Move-Settlement	UZ	200000574	11/30/2012	(155.16)
88900000	CAP Move-Settlement	UZ	200000574	11/30/2012	4.89
88900000	CAP Move-Settlement	UZ	200000574	11/30/2012	(888.93)
88900000	CAP Move-Settlement	UZ	200000581	11/30/2012	(16.73)
88900000	CAP Move-Settlement	UZ	200000581	11/30/2012	(100.74)
88900000	CAP Move-Settlement	UZ	200000555	11/30/2012	(31.98)
88900000	CAP Move-Settlement	UZ	200000558	11/30/2012	(41.69)
88900000	CAP Move-Settlement	UZ	200000570	11/30/2012	(26.31)
88900000	CAP Move-Settlement	UZ	200000570	11/30/2012	24.81
88900000	CAP Move-Settlement	UZ	200000570	11/30/2012	(11.77)
88900000	CAP Move-Settlement	UZ	200000570	11/30/2012	1.21
88900000	CAP Move-Settlement	UZ	200000570	11/30/2012	(11.19)
88900000	CAP Move-Settlement	UZ	200000572	11/30/2012	(6.55)
88900000	CAP Move-Settlement	UZ	200000572	11/30/2012	0.98
88900000	CAP Move-Settlement	UZ	200000572	11/30/2012	(36.61)
88900000	CAP Move-Settlement	UZ	200000572	11/30/2012	(22.22)
88900000	CAP Move-Settlement	UZ	200000572	11/30/2012	61.56
88900000	CAP Move-Settlement	UZ	200000572	11/30/2012	(2.14)
88900000	CAP Move-Settlement	UZ	200000574	11/30/2012	(3.34)
88900000	CAP Move-Settlement	UZ	200000574	11/30/2012	(222.31)
88900000	CAP Move-Settlement	UZ	200000574	11/30/2012	0.31
88900000	CAP Move-Settlement	UZ	200000555	11/30/2012	(72.91)
88900000	CAP Move-Settlement	UZ	200000558	11/30/2012	(55.93)
88900000	CAP Move-Settlement	UZ	200000570	11/30/2012	18.84

## Kentucky American Water Company

Case No. 2012-00520

Response to PSC DR1, Item 31

Account	Description	Doc Type	Document Number	Posting Date	Amount
88900000	CAP Move-Settlement	UZ	200000570	11/30/2012	570.82
88900000	CAP Move-Settlement	UZ	200000572	11/30/2012	(15.49)
88900000	CAP Move-Settlement	UZ	200000572	11/30/2012	(2.67)
88900000	CAP Move-Settlement	UZ	200000572	11/30/2012	(9.79)
88900000	CAP Move-Settlement	UZ	200000574	11/30/2012	10.19
88900000	CAP Move-Settlement	UZ	200000558	11/30/2012	(110.10)
88900000	CAP Move-Settlement	UZ	200000558	11/30/2012	(84.46)
88900000	CAP Move-Settlement	UZ	200000570	11/30/2012	(1.83)
88900000	CAP Move-Settlement	UZ	200000572	11/30/2012	(10.65)
88900000	CAP Move-Settlement	UZ	200000572	11/30/2012	77.10
88900000	CAP Move-Settlement	UZ	200000572	11/30/2012	10.19
88900000	CAP Move-Settlement	UZ	200000572	11/30/2012	811.83
88900000	CAP Move-Settlement	UZ	200000581	11/30/2012	(6.73)
88900000	CAP Move-Settlement	UZ	200000558	11/30/2012	(232.35)
88900000	CAP Move-Settlement	UZ	200000558	11/30/2012	(302.89)
88900000	CAP Move-Settlement	UZ	200000570	11/30/2012	84.35
88900000	CAP Move-Settlement	UZ	200000570	11/30/2012	(309.84)
88900000	CAP Move-Settlement	UZ	200000570	11/30/2012	1.83
88900000	CAP Move-Settlement	UZ	200000570	11/30/2012	1.47
88900000	CAP Move-Settlement	UZ	200000572	11/30/2012	(3,750.15)
88900000	CAP Move-Settlement	UZ	200000572	11/30/2012	(5.02)
88900000	CAP Move-Settlement	UZ	200000572	11/30/2012	(3.22)
88900000	CAP Move-Settlement	UZ	200000572	11/30/2012	(372.13)
88900000	CAP Move-Settlement	UZ	200000572	11/30/2012	(17.78)
88900000	CAP Move-Settlement	UZ	200000572	11/30/2012	(55.99)
88900000	CAP Move-Settlement	UZ	200000572	11/30/2012	(18.94)
88900000	CAP Move-Settlement	UZ	200000572	11/30/2012	(339.13)
88900000	CAP Move-Settlement	UZ	200000572	11/30/2012	0.47
88900000	CAP Move-Settlement	UZ	200000574	11/30/2012	37.22
88900000	CAP Move-Settlement	UZ	200000581	11/30/2012	(33.33)
88900000	CAP Move-Settlement	UZ	200000555	11/30/2012	(177.77)
88900000	CAP Move-Settlement	UZ	200000558	11/30/2012	(231.74)
88900000	CAP Move-Settlement	UZ	200000570	11/30/2012	37.22
88900000	CAP Move-Settlement	UZ	200000570	11/30/2012	(28.97)
88900000	CAP Move-Settlement	UZ	200000570	11/30/2012	(5.02)
88900000	CAP Move-Settlement	UZ	200000570	11/30/2012	(3.22)
88900000	CAP Move-Settlement	UZ	200000570	11/30/2012	(19.73)
88900000	CAP Move-Settlement	UZ	200000570	11/30/2012	93.86
88900000	CAP Move-Settlement	UZ	200000572	11/30/2012	(350.34)
88900000	CAP Move-Settlement	UZ	200000572	11/30/2012	(17.66)
88900000	CAP Move-Settlement	UZ	200000572	11/30/2012	(33.33)
88900000	CAP Move-Settlement	UZ	200000572	11/30/2012	(64.09)
88900000	CAP Move-Settlement	UZ	200000574	11/30/2012	0.47
88900000	CAP Move-Settlement	UZ	200000574	11/30/2012	(4,682.59)
88900000	CAP Move-Settlement	UZ	200000581	11/30/2012	1.47
88900000	CAP Move-Settlement	UZ	200000581	11/30/2012	1.83
88900000	CAP Move-Settlement	UZ	200000555	11/30/2012	(112.55)
88900000	CAP Move-Settlement	UZ	200000558	11/30/2012	(86.34)
88900000	CAP Move-Settlement	UZ	200000570	11/30/2012	0.98
88900000	CAP Move-Settlement	UZ	200000570	11/30/2012	5.38
88900000	CAP Move-Settlement	UZ	200000570	11/30/2012	(1,045.42)
88900000	CAP Move-Settlement	UZ	200000570	11/30/2012	(32.98)
88900000	CAP Move-Settlement	UZ	200000570	11/30/2012	8.25

Kentucky American Water Company  
Case No. 2012-00520  
Response to PSC DR1, Item 31

Account	Description	Doc Type	Document Number	Posting Date	Amount
88900000	CAP Move-Settlement	UZ	200000570	11/30/2012	3.91
88900000	CAP Move-Settlement	UZ	200000570	11/30/2012	(15.01)
88900000	CAP Move-Settlement	UZ	200000572	11/30/2012	(126.35)
88900000	CAP Move-Settlement	UZ	200000572	11/30/2012	2.42
88900000	CAP Move-Settlement	UZ	200000572	11/30/2012	(146.64)
88900000	CAP Move-Settlement	UZ	200000572	11/30/2012	227.81
88900000	CAP Move-Settlement	UZ	200000572	11/30/2012	(119.81)
88900000	CAP Move-Settlement	UZ	200000572	11/30/2012	(5.24)
88900000	CAP Move-Settlement	UZ	200000574	11/30/2012	(302.83)
88900000	CAP Move-Settlement	UZ	200000574	11/30/2012	46.70
88900000	CAP Move-Settlement	UZ	200000574	11/30/2012	(95.34)
88900000	CAP Move-Settlement	UZ	200000581	11/30/2012	(40.86)
88900000	CAP Move-Settlement	UZ	200000581	11/30/2012	0.60
88900000	CAP Move-Settlement	UZ	200000581	11/30/2012	99.26
88900000	CAP Move-Settlement	UZ	200000581	11/30/2012	(62.53)
88900000	CAP Move-Settlement	UZ	200000555	11/30/2012	(0.22)
88900000	CAP Move-Settlement	UZ	200000558	11/30/2012	(0.17)
88900000	CAP Move-Settlement	UZ	200000555	11/30/2012	(102.26)
88900000	CAP Move-Settlement	UZ	200000558	11/30/2012	(133.30)
88900000	CAP Move-Settlement	UZ	200000570	11/30/2012	1.41
88900000	CAP Move-Settlement	UZ	200000570	11/30/2012	(1,027.42)
88900000	CAP Move-Settlement	UZ	200000570	11/30/2012	(96.08)
88900000	CAP Move-Settlement	UZ	200000570	11/30/2012	4.40
88900000	CAP Move-Settlement	UZ	200000570	11/30/2012	(24.57)
88900000	CAP Move-Settlement	UZ	200000570	11/30/2012	(9.65)
88900000	CAP Move-Settlement	UZ	200000570	11/30/2012	(137.91)
88900000	CAP Move-Settlement	UZ	200000570	11/30/2012	5.49
88900000	CAP Move-Settlement	UZ	200000572	11/30/2012	253.05
88900000	CAP Move-Settlement	UZ	200000572	11/30/2012	111.66
88900000	CAP Move-Settlement	UZ	200000572	11/30/2012	(741.48)
88900000	CAP Move-Settlement	UZ	200000572	11/30/2012	(54.69)
88900000	CAP Move-Settlement	UZ	200000574	11/30/2012	(596.47)
88900000	CAP Move-Settlement	UZ	200000574	11/30/2012	(15.06)
88900000	CAP Move-Settlement	UZ	200000574	11/30/2012	(99.98)
88900000	CAP Move-Settlement	UZ	200000558	11/30/2012	(0.17)
88900000	CAP Move-Settlement	UZ	200000558	11/30/2012	(0.22)
88900000	CAP Move-Settlement	UZ	200000555	11/30/2012	(144.64)
88900000	CAP Move-Settlement	UZ	200000558	11/30/2012	(188.54)
88900000	CAP Move-Settlement	UZ	200000570	11/30/2012	(33.33)
88900000	CAP Move-Settlement	UZ	200000570	11/30/2012	(120.75)
88900000	CAP Move-Settlement	UZ	200000570	11/30/2012	84.35
88900000	CAP Move-Settlement	UZ	200000570	11/30/2012	(1,671.06)
88900000	CAP Move-Settlement	UZ	200000570	11/30/2012	1.83
88900000	CAP Move-Settlement	UZ	200000570	11/30/2012	1.47
88900000	CAP Move-Settlement	UZ	200000570	11/30/2012	37.22
88900000	CAP Move-Settlement	UZ	200000572	11/30/2012	(3.22)
88900000	CAP Move-Settlement	UZ	200000572	11/30/2012	(20.32)
88900000	CAP Move-Settlement	UZ	200000572	11/30/2012	(11.66)
88900000	CAP Move-Settlement	UZ	200000572	11/30/2012	(353.10)
88900000	CAP Move-Settlement	UZ	200000574	11/30/2012	(22.61)
88900000	CAP Move-Settlement	UZ	200000574	11/30/2012	(48.81)
88900000	CAP Move-Settlement	UZ	200000574	11/30/2012	(5.02)
88900000	CAP Move-Settlement	UZ	200000581	11/30/2012	0.47

Kentucky American Water Company  
Case No. 2012-00520  
Response to PSC DR1, Item 31

Account	Description	Doc Type	Document Number	Posting Date	Amount
88900000	CAP Move-Settlement	UZ	200000555	11/30/2012	(0.02)
88900000	CAP Move-Settlement	UZ	200000558	11/30/2012	(0.03)
88900000	CAP Move-Settlement	UZ	200000555	11/30/2012	(69.35)
88900000	CAP Move-Settlement	UZ	200000558	11/30/2012	(90.40)
88900000	CAP Move-Settlement	UZ	200000570	11/30/2012	(13.65)
88900000	CAP Move-Settlement	UZ	200000570	11/30/2012	0.31
88900000	CAP Move-Settlement	UZ	200000570	11/30/2012	(458.65)
88900000	CAP Move-Settlement	UZ	200000570	11/30/2012	1.21
88900000	CAP Move-Settlement	UZ	200000570	11/30/2012	(6.84)
88900000	CAP Move-Settlement	UZ	200000570	11/30/2012	(3.34)
88900000	CAP Move-Settlement	UZ	200000570	11/30/2012	56.22
88900000	CAP Move-Settlement	UZ	200000570	11/30/2012	(2.14)
88900000	CAP Move-Settlement	UZ	200000572	11/30/2012	(34.50)
88900000	CAP Move-Settlement	UZ	200000572	11/30/2012	24.81
88900000	CAP Move-Settlement	UZ	200000572	11/30/2012	(107.79)
88900000	CAP Move-Settlement	UZ	200000572	11/30/2012	(35.69)
88900000	CAP Move-Settlement	UZ	200000581	11/30/2012	(560.32)
88900000	CAP Move-Settlement	UZ	200000581	11/30/2012	0.98
88900000	CAP Move-Settlement	UZ	200000581	11/30/2012	(22.22)
88900000	CAP Move-Settlement	UZ	200000558	11/30/2012	(0.08)
88900000	CAP Move-Settlement	UZ	200000558	11/30/2012	(0.10)
88900000	CAP Move-Settlement	UZ	200000555	11/30/2012	(68.54)
88900000	CAP Move-Settlement	UZ	200000558	11/30/2012	(89.34)
88900000	CAP Move-Settlement	UZ	200000570	11/30/2012	(32.04)
88900000	CAP Move-Settlement	UZ	200000570	11/30/2012	37.22
88900000	CAP Move-Settlement	UZ	200000570	11/30/2012	84.35
88900000	CAP Move-Settlement	UZ	200000570	11/30/2012	(771.88)
88900000	CAP Move-Settlement	UZ	200000570	11/30/2012	1.47
88900000	CAP Move-Settlement	UZ	200000572	11/30/2012	(181.68)
88900000	CAP Move-Settlement	UZ	200000572	11/30/2012	(341.94)
88900000	CAP Move-Settlement	UZ	200000572	11/30/2012	1.83
88900000	CAP Move-Settlement	UZ	200000572	11/30/2012	(10.88)
88900000	CAP Move-Settlement	UZ	200000572	11/30/2012	(5.02)
88900000	CAP Move-Settlement	UZ	200000574	11/30/2012	0.47
88900000	CAP Move-Settlement	UZ	200000574	11/30/2012	(27.35)
88900000	CAP Move-Settlement	UZ	200000574	11/30/2012	(33.33)
88900000	CAP Move-Settlement	UZ	200000574	11/30/2012	(3.22)
88900000	CAP Move-Settlement	UZ	200000581	11/30/2012	(22.87)
88900000	CAP Move-Settlement	UZ	200000555	11/30/2012	(0.40)
88900000	CAP Move-Settlement	UZ	200000558	11/30/2012	(0.52)
88900000	CAP Move-Settlement	UZ	200000555	11/30/2012	(63.87)
88900000	CAP Move-Settlement	UZ	200000555	11/30/2012	(83.26)
88900000	CAP Move-Settlement	UZ	200000570	11/30/2012	(5.02)
88900000	CAP Move-Settlement	UZ	200000570	11/30/2012	(33.33)
88900000	CAP Move-Settlement	UZ	200000570	11/30/2012	(32.04)
88900000	CAP Move-Settlement	UZ	200000572	11/30/2012	(341.94)
88900000	CAP Move-Settlement	UZ	200000572	11/30/2012	(10.88)
88900000	CAP Move-Settlement	UZ	200000572	11/30/2012	37.22
88900000	CAP Move-Settlement	UZ	200000572	11/30/2012	(127.25)
88900000	CAP Move-Settlement	UZ	200000572	11/30/2012	0.47
88900000	CAP Move-Settlement	UZ	200000572	11/30/2012	1.47
88900000	CAP Move-Settlement	UZ	200000574	11/30/2012	84.35
88900000	CAP Move-Settlement	UZ	200000574	11/30/2012	(771.88)

Kentucky American Water Company  
Case No. 2012-00520  
Response to PSC DR1, Item 31

Account	Description	Doc Type	Document Number	Posting Date	Amount
88900000	CAP Move-Settlement	UZ	200000574	11/30/2012	(3.22)
88900000	CAP Move-Settlement	UZ	200000574	11/30/2012	(17.66)
88900000	CAP Move-Settlement	UZ	200000581	11/30/2012	1.83
88900000	CAP Move-Settlement	UZ	200000581	11/30/2012	(27.35)
88900000	CAP Move-Settlement	UZ	200000555	11/30/2012	(0.60)
88900000	CAP Move-Settlement	UZ	200000558	11/30/2012	(0.46)
88900000	CAP Move-Settlement	UZ	200000555	11/30/2012	(573.30)
88900000	CAP Move-Settlement	UZ	200000558	11/30/2012	(439.79)
88900000	CAP Move-Settlement	UZ	200000570	11/30/2012	6.85
88900000	CAP Move-Settlement	UZ	200000570	11/30/2012	(139.64)
88900000	CAP Move-Settlement	UZ	200000570	11/30/2012	(103.17)
88900000	CAP Move-Settlement	UZ	200000570	11/30/2012	2.85
88900000	CAP Move-Settlement	UZ	200000570	11/30/2012	(4,864.31)
88900000	CAP Move-Settlement	UZ	200000570	11/30/2012	0.14
88900000	CAP Move-Settlement	UZ	200000570	11/30/2012	393.80
88900000	CAP Move-Settlement	UZ	200000570	11/30/2012	9.88
88900000	CAP Move-Settlement	UZ	200000570	11/30/2012	8.53
88900000	CAP Move-Settlement	UZ	200000572	11/30/2012	(100.66)
88900000	CAP Move-Settlement	UZ	200000572	11/30/2012	173.70
88900000	CAP Move-Settlement	UZ	200000572	11/30/2012	(15.01)
88900000	CAP Move-Settlement	UZ	200000572	11/30/2012	(155.51)
88900000	CAP Move-Settlement	UZ	200000572	11/30/2012	(23.43)
88900000	CAP Move-Settlement	UZ	200000574	11/30/2012	(223.49)
88900000	CAP Move-Settlement	UZ	200000574	11/30/2012	(34.36)
88900000	CAP Move-Settlement	UZ	200000581	11/30/2012	0.85
88900000	CAP Move-Settlement	UZ	200000581	11/30/2012	(1,615.54)
88900000	CAP Move-Settlement	UZ	200000555	11/30/2012	(380.02)
88900000	CAP Move-Settlement	UZ	200000558	11/30/2012	(291.52)
88900000	CAP Move-Settlement	UZ	200000570	11/30/2012	(55.55)
88900000	CAP Move-Settlement	UZ	200000570	11/30/2012	(3,492.15)
88900000	CAP Move-Settlement	UZ	200000570	11/30/2012	(5.36)
88900000	CAP Move-Settlement	UZ	200000570	11/30/2012	2.45
88900000	CAP Move-Settlement	UZ	200000572	11/30/2012	(30.38)
88900000	CAP Move-Settlement	UZ	200000572	11/30/2012	175.87
88900000	CAP Move-Settlement	UZ	200000572	11/30/2012	62.03
88900000	CAP Move-Settlement	UZ	200000572	11/30/2012	(17.53)
88900000	CAP Move-Settlement	UZ	200000572	11/30/2012	(84.76)
88900000	CAP Move-Settlement	UZ	200000574	11/30/2012	0.78
88900000	CAP Move-Settlement	UZ	200000574	11/30/2012	(35.07)
88900000	CAP Move-Settlement	UZ	200000574	11/30/2012	(562.01)
88900000	CAP Move-Settlement	UZ	200000581	11/30/2012	(68.17)
88900000	CAP Move-Settlement	UZ	200000581	11/30/2012	3.05
88900000	CAP Move-Settlement	UZ	200000581	11/30/2012	(8.37)
88900000	CAP Move-Settlement	UZ	200000558	11/30/2012	(46.50)
88900000	CAP Move-Settlement	UZ	200000558	11/30/2012	(35.67)
88900000	CAP Move-Settlement	UZ	200000558	11/30/2012	(46.51)
88900000	CAP Move-Settlement	UZ	200000558	11/30/2012	(35.68)
88900000	CAP Move-Settlement	UZ	200000558	11/30/2012	(0.01)
88900000	CAP Move-Settlement	UZ	200000555	11/30/2012	(608.23)
88900000	CAP Move-Settlement	UZ	200000558	11/30/2012	(466.59)
88900000	CAP Move-Settlement	UZ	200000570	11/30/2012	9.08
88900000	CAP Move-Settlement	UZ	200000570	11/30/2012	(645.61)
88900000	CAP Move-Settlement	UZ	200000570	11/30/2012	(372.93)

Kentucky American Water Company  
Case No. 2012-00520  
Response to PSC DR1, Item 31

Account	Description	Doc Type	Document Number	Posting Date	Amount
88900000	CAP Move-Settlement	UZ	200000570	11/30/2012	719.60
88900000	CAP Move-Settlement	UZ	200000572	11/30/2012	(7,908.63)
88900000	CAP Move-Settlement	UZ	200000572	11/30/2012	(351.73)
88900000	CAP Move-Settlement	UZ	200000572	11/30/2012	(1,087.30)
88900000	CAP Move-Settlement	UZ	200000572	11/30/2012	(2,064.52)
88900000	CAP Move-Settlement	UZ	200000572	11/30/2012	(2.47)
88900000	CAP Move-Settlement	UZ	200000572	11/30/2012	0.04
88900000	CAP Move-Settlement	UZ	200000572	11/30/2012	35.44
88900000	CAP Move-Settlement	UZ	200000572	11/30/2012	28.37
88900000	CAP Move-Settlement	UZ	200000574	11/30/2012	0.39
88900000	CAP Move-Settlement	UZ	200000574	11/30/2012	(62.20)
88900000	CAP Move-Settlement	UZ	200000574	11/30/2012	(5,621.93)
88900000	CAP Move-Settlement	UZ	200000574	11/30/2012	(450.97)
88900000	CAP Move-Settlement	UZ	200000574	11/30/2012	1,631.18
88900000	CAP Move-Settlement	UZ	200000581	11/30/2012	(97.13)
88900000	CAP Move-Settlement	UZ	200000581	11/30/2012	0.18
88900000	CAP Move-Settlement	UZ	200000555	11/30/2012	(0.11)
88900000	CAP Move-Settlement	UZ	200000555	11/30/2012	(0.15)
88900000	CAP Move-Settlement	UZ	200000555	11/30/2012	(467.41)
88900000	CAP Move-Settlement	UZ	200000558	11/30/2012	(358.56)
88900000	CAP Move-Settlement	UZ	200000570	11/30/2012	(281.42)
88900000	CAP Move-Settlement	UZ	200000570	11/30/2012	(167.67)
88900000	CAP Move-Settlement	UZ	200000570	11/30/2012	(178.76)
88900000	CAP Move-Settlement	UZ	200000570	11/30/2012	1,209.03
88900000	CAP Move-Settlement	UZ	200000570	11/30/2012	(71.95)
88900000	CAP Move-Settlement	UZ	200000570	11/30/2012	(3,210.55)
88900000	CAP Move-Settlement	UZ	200000572	11/30/2012	(563.75)
88900000	CAP Move-Settlement	UZ	200000572	11/30/2012	(477.65)
88900000	CAP Move-Settlement	UZ	200000572	11/30/2012	(1,387.48)
88900000	CAP Move-Settlement	UZ	200000572	11/30/2012	26.24
88900000	CAP Move-Settlement	UZ	200000572	11/30/2012	6.72
88900000	CAP Move-Settlement	UZ	200000572	11/30/2012	533.50
88900000	CAP Move-Settlement	UZ	200000574	11/30/2012	(46.09)
88900000	CAP Move-Settlement	UZ	200000581	11/30/2012	(5,742.43)
88900000	CAP Move-Settlement	UZ	200000581	11/30/2012	21.04
88900000	CAP Move-Settlement	UZ	200000555	11/30/2012	(62.50)
88900000	CAP Move-Settlement	UZ	200000555	11/30/2012	(81.48)
88900000	CAP Move-Settlement	UZ	200000570	11/30/2012	(169.56)
88900000	CAP Move-Settlement	UZ	200000570	11/30/2012	(57.30)
88900000	CAP Move-Settlement	UZ	200000570	11/30/2012	5.49
88900000	CAP Move-Settlement	UZ	200000570	11/30/2012	(1,007.92)
88900000	CAP Move-Settlement	UZ	200000572	11/30/2012	253.05
88900000	CAP Move-Settlement	UZ	200000572	11/30/2012	(8.48)
88900000	CAP Move-Settlement	UZ	200000572	11/30/2012	(99.98)
88900000	CAP Move-Settlement	UZ	200000572	11/30/2012	(83.93)
88900000	CAP Move-Settlement	UZ	200000572	11/30/2012	1.41
88900000	CAP Move-Settlement	UZ	200000574	11/30/2012	111.66
88900000	CAP Move-Settlement	UZ	200000574	11/30/2012	(29.47)
88900000	CAP Move-Settlement	UZ	200000574	11/30/2012	(126.89)
88900000	CAP Move-Settlement	UZ	200000581	11/30/2012	4.40
88900000	CAP Move-Settlement	UZ	200000581	11/30/2012	(9.65)
88900000	CAP Move-Settlement	UZ	200000581	11/30/2012	(15.06)
88900000	CAP Move-Settlement	UZ	200000570	11/30/2012	(2,082.47)

Kentucky American Water Company  
Case No. 2012-00520  
Response to PSC DR1, Item 31

Account	Description	Doc Type	Document Number	Posting Date	Amount
88900000	CAP Move-Settlement	UZ	200000570	11/30/2012	(2,082.47)
88900000	CAP Move-Settlement	UZ	200000570	11/30/2012	(2,082.47)
88900000	CAP Move-Settlement	UZ	200000574	11/30/2012	(0.09)
88900000	CAP Move-Settlement	UZ	200000570	11/30/2012	1.69
88900000	CAP Move-Settlement	UZ	200000572	11/30/2012	0.18
88900000	CAP Move-Settlement	UZ	200000572	11/30/2012	0.84
88900000	CAP Move-Settlement	UZ	200000572	11/30/2012	18.74
88900000	CAP Move-Settlement	UZ	200000572	11/30/2012	2.67
88900000	CAP Move-Settlement	UZ	200000574	11/30/2012	(1.47)
88900000	CAP Move-Settlement	UZ	200000558	11/30/2012	(21.67)
88900000	CAP Move-Settlement	UZ	200000558	11/30/2012	(16.63)
88900000	CAP Move-Settlement	UZ	200000570	11/30/2012	1,793.99
88900000	CAP Move-Settlement	UZ	200000572	11/30/2012	(23.92)
88900000	CAP Move-Settlement	UZ	200000555	11/30/2012	(4.28)
88900000	CAP Move-Settlement	UZ	200000558	11/30/2012	(3.28)
88900000	CAP Move-Settlement	UZ	200000555	11/30/2012	(6.72)
88900000	CAP Move-Settlement	UZ	200000555	11/30/2012	(5.15)
88900000	CAP Move-Settlement	UZ	200000570	11/30/2012	(2,082.47)
88900000	CAP Move-Settlement	UZ	200000555	11/30/2012	(6.72)
88900000	CAP Move-Settlement	UZ	200000558	11/30/2012	(5.15)
88900000	CAP Move-Settlement	UZ	200000570	11/30/2012	(2,082.47)
88900000	CAP Move-Settlement	UZ	200000558	11/30/2012	(4.28)
88900000	CAP Move-Settlement	UZ	200000558	11/30/2012	(3.28)
88900000	CAP Move-Settlement	UZ	200000555	11/30/2012	(16.61)
88900000	CAP Move-Settlement	UZ	200000558	11/30/2012	(21.66)
88900000	CAP Move-Settlement	UZ	200000570	11/30/2012	(29.21)
88900000	CAP Move-Settlement	UZ	200000572	11/30/2012	2,190.58
88900000	CAP Move-Settlement	UZ	200000555	11/30/2012	(28.01)
88900000	CAP Move-Settlement	UZ	200000558	11/30/2012	(36.51)
88900000	CAP Move-Settlement	UZ	200000558	11/30/2012	(28.01)
88900000	CAP Move-Settlement	UZ	200000558	11/30/2012	(36.51)
88900000	CAP Move-Settlement	UZ	200000570	11/30/2012	(23.85)
88900000	CAP Move-Settlement	UZ	200000572	11/30/2012	(1.55)
88900000	CAP Move-Settlement	UZ	200000570	11/30/2012	(1.55)
88900000	CAP Move-Settlement	UZ	200000572	11/30/2012	(23.85)
88900000	CAP Move-Settlement	UZ	200000574	11/30/2012	(1.55)
88900000	CAP Move-Settlement	UZ	200000574	11/30/2012	(23.85)
88900000	CAP Move-Settlement	UZ	200000572	11/30/2012	(1.43)
88900000	CAP Move-Settlement	UZ	200000555	11/30/2012	(14.09)
88900000	CAP Move-Settlement	UZ	200000558	11/30/2012	(18.37)
88900000	CAP Move-Settlement	UZ	200000570	11/30/2012	1.71
88900000	CAP Move-Settlement	UZ	200000570	11/30/2012	(1.72)
88900000	CAP Move-Settlement	UZ	200000558	11/30/2012	(18.37)
88900000	CAP Move-Settlement	UZ	200000558	11/30/2012	(14.09)
88900000	CAP Move-Settlement	UZ	200000572	11/30/2012	(1.72)
88900000	CAP Move-Settlement	UZ	200000574	11/30/2012	1.71
88900000	CAP Move-Settlement	UZ	200000555	11/30/2012	(17.80)
88900000	CAP Move-Settlement	UZ	200000555	11/30/2012	(13.65)
88900000	CAP Move-Settlement	UZ	200000570	11/30/2012	(3,962.87)
88900000	CAP Move-Settlement	UZ	200000574	11/30/2012	62.56
88900000	CAP Move-Settlement	UZ	200000570	11/30/2012	(62.56)
88900000	CAP Move-Settlement	UZ	200000558	11/30/2012	(27.32)
88900000	CAP Move-Settlement	UZ	200000558	11/30/2012	(20.96)

Kentucky American Water Company  
Case No. 2012-00520  
Response to PSC DR1, Item 31

Account	Description	Doc Type	Document Number	Posting Date	Amount
88900000	CAP Move-Settlement	UZ	200000555	11/30/2012	(20.96)
88900000	CAP Move-Settlement	UZ	200000558	11/30/2012	(27.32)
88900000	CAP Move-Settlement	UZ	200000570	11/30/2012	(3.57)
88900000	CAP Move-Settlement	UZ	200000570	11/30/2012	(21.59)
88900000	CAP Move-Settlement	UZ	200000570	11/30/2012	0.98
88900000	CAP Move-Settlement	UZ	200000570	11/30/2012	56.22
88900000	CAP Move-Settlement	UZ	200000570	11/30/2012	(22.22)
88900000	CAP Move-Settlement	UZ	200000570	11/30/2012	(2.14)
88900000	CAP Move-Settlement	UZ	200000570	11/30/2012	0.31
88900000	CAP Move-Settlement	UZ	200000570	11/30/2012	24.81
88900000	CAP Move-Settlement	UZ	200000572	11/30/2012	(11.77)
88900000	CAP Move-Settlement	UZ	200000572	11/30/2012	(3.34)
88900000	CAP Move-Settlement	UZ	200000572	11/30/2012	(6.55)
88900000	CAP Move-Settlement	UZ	200000572	11/30/2012	(254.89)
88900000	CAP Move-Settlement	UZ	200000574	11/30/2012	(20.83)
88900000	CAP Move-Settlement	UZ	200000574	11/30/2012	1.21
88900000	CAP Move-Settlement	UZ	200000581	11/30/2012	(76.53)
88900000	CAP Move-Settlement	UZ	200000570	11/30/2012	3.66
88900000	CAP Move-Settlement	UZ	200000570	11/30/2012	(669.09)
88900000	CAP Move-Settlement	UZ	200000570	11/30/2012	(612.68)
88900000	CAP Move-Settlement	UZ	200000570	11/30/2012	(6.43)
88900000	CAP Move-Settlement	UZ	200000570	11/30/2012	(66.66)
88900000	CAP Move-Settlement	UZ	200000570	11/30/2012	(10.04)
88900000	CAP Move-Settlement	UZ	200000570	11/30/2012	74.44
88900000	CAP Move-Settlement	UZ	200000572	11/30/2012	(20.17)
88900000	CAP Move-Settlement	UZ	200000572	11/30/2012	(36.27)
88900000	CAP Move-Settlement	UZ	200000572	11/30/2012	(75.90)
88900000	CAP Move-Settlement	UZ	200000572	11/30/2012	0.94
88900000	CAP Move-Settlement	UZ	200000572	11/30/2012	(89.98)
88900000	CAP Move-Settlement	UZ	200000572	11/30/2012	(19.27)
88900000	CAP Move-Settlement	UZ	200000573	11/30/2012	2.94
88900000	CAP Move-Settlement	UZ	200000574	11/30/2012	168.70
88900000	CAP Move-Settlement	UZ	200000574	11/30/2012	(0.94)
88900000	CAP Move-Settlement	UZ	200000570	11/30/2012	(313.16)
88900000	CAP Move-Settlement	UZ	200000570	11/30/2012	(9.82)
88900000	CAP Move-Settlement	UZ	200000570	11/30/2012	(33.33)
88900000	CAP Move-Settlement	UZ	200000570	11/30/2012	(29.95)
88900000	CAP Move-Settlement	UZ	200000570	11/30/2012	0.47
88900000	CAP Move-Settlement	UZ	200000570	11/30/2012	(5.02)
88900000	CAP Move-Settlement	UZ	200000570	11/30/2012	(17.66)
88900000	CAP Move-Settlement	UZ	200000570	11/30/2012	1.83
88900000	CAP Move-Settlement	UZ	200000572	11/30/2012	37.22
88900000	CAP Move-Settlement	UZ	200000572	11/30/2012	84.35
88900000	CAP Move-Settlement	UZ	200000572	11/30/2012	(27.08)
88900000	CAP Move-Settlement	UZ	200000572	11/30/2012	(5.77)
88900000	CAP Move-Settlement	UZ	200000572	11/30/2012	(3.22)
88900000	CAP Move-Settlement	UZ	200000572	11/30/2012	(69.51)
88900000	CAP Move-Settlement	UZ	200000581	11/30/2012	1.47
88900000	CAP Move-Settlement	UZ	200000581	11/30/2012	1,051.71
88900000	CAP Move-Settlement	UZ	200000570	11/30/2012	(2.04)
88900000	CAP Move-Settlement	UZ	200000570	11/30/2012	(16.05)
88900000	CAP Move-Settlement	UZ	200000570	11/30/2012	(2.23)
88900000	CAP Move-Settlement	UZ	200000570	11/30/2012	(61.87)



Kentucky American Water Company  
Case No. 2012-00520  
Response to PSC DR1, Item 31

Account	Description	Doc Type	Document Number	Posting Date	Amount
88900000	CAP Move-Settlement	UZ	2000000572	11/30/2012	(22.72)
88900000	CAP Move-Settlement	UZ	2000000572	11/30/2012	(37.28)
88900000	CAP Move-Settlement	UZ	2000000570	11/30/2012	1.47
88900000	CAP Move-Settlement	UZ	2000000570	11/30/2012	(33.33)
88900000	CAP Move-Settlement	UZ	2000000570	11/30/2012	(27.35)
88900000	CAP Move-Settlement	UZ	2000000570	11/30/2012	(195.08)
88900000	CAP Move-Settlement	UZ	2000000570	11/30/2012	(32.04)
88900000	CAP Move-Settlement	UZ	2000000570	11/30/2012	(10.88)
88900000	CAP Move-Settlement	UZ	2000000572	11/30/2012	84.35
88900000	CAP Move-Settlement	UZ	2000000572	11/30/2012	(5.02)
88900000	CAP Move-Settlement	UZ	2000000572	11/30/2012	37.22
88900000	CAP Move-Settlement	UZ	2000000572	11/30/2012	0.47
88900000	CAP Move-Settlement	UZ	2000000572	11/30/2012	1.83
88900000	CAP Move-Settlement	UZ	2000000572	11/30/2012	(17.66)
88900000	CAP Move-Settlement	UZ	2000000572	11/30/2012	(60.89)
88900000	CAP Move-Settlement	UZ	2000000574	11/30/2012	(333.81)
88900000	CAP Move-Settlement	UZ	2000000581	11/30/2012	(3.22)
88900000	CAP Move-Settlement	UZ	2000000570	11/30/2012	84.35
88900000	CAP Move-Settlement	UZ	2000000570	11/30/2012	(32.02)
88900000	CAP Move-Settlement	UZ	2000000570	11/30/2012	(20.70)
88900000	CAP Move-Settlement	UZ	2000000570	11/30/2012	(27.35)
88900000	CAP Move-Settlement	UZ	2000000570	11/30/2012	(33.33)
88900000	CAP Move-Settlement	UZ	2000000570	11/30/2012	(3.22)
88900000	CAP Move-Settlement	UZ	2000000572	11/30/2012	0.47
88900000	CAP Move-Settlement	UZ	2000000572	11/30/2012	37.22
88900000	CAP Move-Settlement	UZ	2000000572	11/30/2012	1.47
88900000	CAP Move-Settlement	UZ	2000000572	11/30/2012	(5.02)
88900000	CAP Move-Settlement	UZ	2000000572	11/30/2012	(195.08)
88900000	CAP Move-Settlement	UZ	2000000572	11/30/2012	(10.90)
88900000	CAP Move-Settlement	UZ	2000000574	11/30/2012	1.83
88900000	CAP Move-Settlement	UZ	2000000574	11/30/2012	(17.66)
88900000	CAP Move-Settlement	UZ	2000000581	11/30/2012	(333.81)
88900000	CAP Move-Settlement	UZ	2000000570	11/30/2012	(5.02)
88900000	CAP Move-Settlement	UZ	2000000570	11/30/2012	(3.22)
88900000	CAP Move-Settlement	UZ	2000000570	11/30/2012	37.22
88900000	CAP Move-Settlement	UZ	2000000570	11/30/2012	(333.81)
88900000	CAP Move-Settlement	UZ	2000000570	11/30/2012	(32.04)
88900000	CAP Move-Settlement	UZ	2000000570	11/30/2012	(27.35)
88900000	CAP Move-Settlement	UZ	2000000572	11/30/2012	(33.33)
88900000	CAP Move-Settlement	UZ	2000000572	11/30/2012	0.47
88900000	CAP Move-Settlement	UZ	2000000572	11/30/2012	(10.88)
88900000	CAP Move-Settlement	UZ	2000000572	11/30/2012	1.83
88900000	CAP Move-Settlement	UZ	2000000572	11/30/2012	1.47
88900000	CAP Move-Settlement	UZ	2000000574	11/30/2012	(195.08)
88900000	CAP Move-Settlement	UZ	2000000574	11/30/2012	84.35
88900000	CAP Move-Settlement	UZ	2000000574	11/30/2012	(37.41)
88900000	CAP Move-Settlement	UZ	2000000581	11/30/2012	(17.66)
88900000	CAP Move-Settlement	UZ	2000000570	11/30/2012	(617.13)
88900000	CAP Move-Settlement	UZ	2000000570	11/30/2012	21.24
88900000	CAP Move-Settlement	UZ	2000000570	11/30/2012	(50.51)
88900000	CAP Move-Settlement	UZ	2000000572	11/30/2012	(270.03)
88900000	CAP Move-Settlement	UZ	2000000572	11/30/2012	(2,575.07)
88900000	CAP Move-Settlement	UZ	2000000572	11/30/2012	(180.01)

## Kentucky American Water Company

Case No. 2012-00520

Response to PSC DR1, Item 31

Account	Description	Doc Type	Document Number	Posting Date	Amount
88900000	CAP Move-Settlement	UZ	200000574	11/30/2012	(2.30)
88900000	CAP Move-Settlement	UZ	200000581	11/30/2012	(1,772.47)
88900000	CAP Move-Settlement	UZ	200000570	11/30/2012	822.91
88900000	CAP Move-Settlement	UZ	200000570	11/30/2012	(165.34)
88900000	CAP Move-Settlement	UZ	200000570	11/30/2012	(91.69)
88900000	CAP Move-Settlement	UZ	200000570	11/30/2012	13.70
88900000	CAP Move-Settlement	UZ	200000570	11/30/2012	17.08
88900000	CAP Move-Settlement	UZ	200000572	11/30/2012	(311.03)
88900000	CAP Move-Settlement	UZ	200000572	11/30/2012	(1,583.83)
88900000	CAP Move-Settlement	UZ	200000572	11/30/2012	(282.96)
88900000	CAP Move-Settlement	UZ	200000572	11/30/2012	551.68
88900000	CAP Move-Settlement	UZ	200000574	11/30/2012	(3,825.75)
88900000	CAP Move-Settlement	UZ	200000574	11/30/2012	(121.53)
88900000	CAP Move-Settlement	UZ	200000574	11/30/2012	4.38
88900000	CAP Move-Settlement	UZ	200000574	11/30/2012	(46.85)
88900000	CAP Move-Settlement	UZ	200000581	11/30/2012	(30.01)
88900000	CAP Move-Settlement	UZ	200000581	11/30/2012	347.39
88900000	CAP Move-Settlement	UZ	200000570	11/30/2012	(345.60)
88900000	CAP Move-Settlement	UZ	200000570	11/30/2012	(1,522.03)
88900000	CAP Move-Settlement	UZ	200000570	11/30/2012	(233.28)
88900000	CAP Move-Settlement	UZ	200000570	11/30/2012	(113.70)
88900000	CAP Move-Settlement	UZ	200000572	11/30/2012	10.27
88900000	CAP Move-Settlement	UZ	200000572	11/30/2012	(22.51)
88900000	CAP Move-Settlement	UZ	200000572	11/30/2012	260.55
88900000	CAP Move-Settlement	UZ	200000572	11/30/2012	(3,125.62)
88900000	CAP Move-Settlement	UZ	200000572	11/30/2012	(132.16)
88900000	CAP Move-Settlement	UZ	200000572	11/30/2012	12.81
88900000	CAP Move-Settlement	UZ	200000572	11/30/2012	(35.14)
88900000	CAP Move-Settlement	UZ	200000574	11/30/2012	(3,290.80)
88900000	CAP Move-Settlement	UZ	200000574	11/30/2012	3.28
88900000	CAP Move-Settlement	UZ	200000574	11/30/2012	(1,854.89)
88900000	CAP Move-Settlement	UZ	200000574	11/30/2012	591.85
88900000	CAP Move-Settlement	UZ	200000570	11/30/2012	0.31
88900000	CAP Move-Settlement	UZ	200000570	11/30/2012	1.21
88900000	CAP Move-Settlement	UZ	200000570	11/30/2012	0.65
88900000	CAP Move-Settlement	UZ	200000570	11/30/2012	(21.39)
88900000	CAP Move-Settlement	UZ	200000570	11/30/2012	(28.23)
88900000	CAP Move-Settlement	UZ	200000570	11/30/2012	(1.15)
88900000	CAP Move-Settlement	UZ	200000572	11/30/2012	(11.77)
88900000	CAP Move-Settlement	UZ	200000572	11/30/2012	0.98
88900000	CAP Move-Settlement	UZ	200000572	11/30/2012	(22.22)
88900000	CAP Move-Settlement	UZ	200000572	11/30/2012	(242.81)
88900000	CAP Move-Settlement	UZ	200000572	11/30/2012	67.48
88900000	CAP Move-Settlement	UZ	200000572	11/30/2012	24.81
88900000	CAP Move-Settlement	UZ	200000572	11/30/2012	(2.14)
88900000	CAP Move-Settlement	UZ	200000572	11/30/2012	(3.34)
88900000	CAP Move-Settlement	UZ	200000574	11/30/2012	(6.55)
88900000	CAP Move-Settlement	UZ	200000570	11/30/2012	(22.22)
88900000	CAP Move-Settlement	UZ	200000570	11/30/2012	24.81
88900000	CAP Move-Settlement	UZ	200000570	11/30/2012	(11.77)
88900000	CAP Move-Settlement	UZ	200000570	11/30/2012	66.30
88900000	CAP Move-Settlement	UZ	200000570	11/30/2012	0.98
88900000	CAP Move-Settlement	UZ	200000570	11/30/2012	(5.01)

Kentucky American Water Company  
Case No. 2012-00520  
Response to PSC DR1, Item 31

Account	Description	Doc Type	Document Number	Posting Date	Amount
88900000	CAP Move-Settlement	UZ	200000572	11/30/2012	0.31
88900000	CAP Move-Settlement	UZ	200000572	11/30/2012	1.21
88900000	CAP Move-Settlement	UZ	200000572	11/30/2012	(19.99)
88900000	CAP Move-Settlement	UZ	200000572	11/30/2012	(238.74)
88900000	CAP Move-Settlement	UZ	200000572	11/30/2012	(3.34)
88900000	CAP Move-Settlement	UZ	200000574	11/30/2012	(2.14)
88900000	CAP Move-Settlement	UZ	200000574	11/30/2012	(28.04)
88900000	CAP Move-Settlement	UZ	200000581	11/30/2012	(6.55)
88900000	CAP Move-Settlement	UZ	200000570	11/30/2012	1.21
88900000	CAP Move-Settlement	UZ	200000570	11/30/2012	24.81
88900000	CAP Move-Settlement	UZ	200000570	11/30/2012	(2.14)
88900000	CAP Move-Settlement	UZ	200000572	11/30/2012	(25.56)
88900000	CAP Move-Settlement	UZ	200000572	11/30/2012	(227.30)
88900000	CAP Move-Settlement	UZ	200000572	11/30/2012	(3.51)
88900000	CAP Move-Settlement	UZ	200000572	11/30/2012	0.31
88900000	CAP Move-Settlement	UZ	200000572	11/30/2012	(6.55)
88900000	CAP Move-Settlement	UZ	200000572	11/30/2012	(19.48)
88900000	CAP Move-Settlement	UZ	200000574	11/30/2012	(11.77)
88900000	CAP Move-Settlement	UZ	200000574	11/30/2012	0.98
88900000	CAP Move-Settlement	UZ	200000581	11/30/2012	(22.22)
88900000	CAP Move-Settlement	UZ	200000581	11/30/2012	(3.34)
88900000	CAP Move-Settlement	UZ	200000581	11/30/2012	59.53
88900000	CAP Move-Settlement	UZ	200000572	11/30/2012	(8.41)
88900000	CAP Move-Settlement	UZ	200000572	11/30/2012	(6.90)
88900000	CAP Move-Settlement	UZ	200000581	11/30/2012	(0.93)
88900000	CAP Move-Settlement	UZ	200000570	11/30/2012	(803.29)
88900000	CAP Move-Settlement	UZ	200000570	11/30/2012	62.03
88900000	CAP Move-Settlement	UZ	200000570	11/30/2012	(63.49)
88900000	CAP Move-Settlement	UZ	200000570	11/30/2012	(584.90)
88900000	CAP Move-Settlement	UZ	200000570	11/30/2012	(16.37)
88900000	CAP Move-Settlement	UZ	200000572	11/30/2012	(55.55)
88900000	CAP Move-Settlement	UZ	200000572	11/30/2012	(30.68)
88900000	CAP Move-Settlement	UZ	200000572	11/30/2012	(8.37)
88900000	CAP Move-Settlement	UZ	200000572	11/30/2012	140.59
88900000	CAP Move-Settlement	UZ	200000572	11/30/2012	(5.36)
88900000	CAP Move-Settlement	UZ	200000574	11/30/2012	0.78
88900000	CAP Move-Settlement	UZ	200000574	11/30/2012	2.45
88900000	CAP Move-Settlement	UZ	200000574	11/30/2012	3.05
88900000	CAP Move-Settlement	UZ	200000574	11/30/2012	(103.28)
88900000	CAP Move-Settlement	UZ	200000581	11/30/2012	(29.44)
88900000	CAP Move-Settlement	UZ	200000570	11/30/2012	(9.82)
88900000	CAP Move-Settlement	UZ	200000570	11/30/2012	(33.33)
88900000	CAP Move-Settlement	UZ	200000570	11/30/2012	(324.51)
88900000	CAP Move-Settlement	UZ	200000572	11/30/2012	0.47
88900000	CAP Move-Settlement	UZ	200000572	11/30/2012	(367.04)
88900000	CAP Move-Settlement	UZ	200000572	11/30/2012	(17.51)
88900000	CAP Move-Settlement	UZ	200000572	11/30/2012	95.23
88900000	CAP Move-Settlement	UZ	200000572	11/30/2012	1.47
88900000	CAP Move-Settlement	UZ	200000572	11/30/2012	(17.66)
88900000	CAP Move-Settlement	UZ	200000574	11/30/2012	(3.22)
88900000	CAP Move-Settlement	UZ	200000574	11/30/2012	(5.02)
88900000	CAP Move-Settlement	UZ	200000574	11/30/2012	37.22
88900000	CAP Move-Settlement	UZ	200000574	11/30/2012	(60.87)

Kentucky American Water Company  
Case No. 2012-00520  
Response to PSC DR1, Item 31

Account	Description	Doc Type	Document Number	Posting Date	Amount
88900000	CAP Move-Settlement	UZ	200000581	11/30/2012	1.83
88900000	CAP Move-Settlement	UZ	200000570	11/30/2012	(30.50)
88900000	CAP Move-Settlement	UZ	200000570	11/30/2012	(878.86)
88900000	CAP Move-Settlement	UZ	200000570	11/30/2012	(571.53)
88900000	CAP Move-Settlement	UZ	200000570	11/30/2012	(8.37)
88900000	CAP Move-Settlement	UZ	200000570	11/30/2012	0.78
88900000	CAP Move-Settlement	UZ	200000570	11/30/2012	(58.73)
88900000	CAP Move-Settlement	UZ	200000572	11/30/2012	(55.55)
88900000	CAP Move-Settlement	UZ	200000572	11/30/2012	(5.36)
88900000	CAP Move-Settlement	UZ	200000572	11/30/2012	(47.14)
88900000	CAP Move-Settlement	UZ	200000572	11/30/2012	(16.37)
88900000	CAP Move-Settlement	UZ	200000574	11/30/2012	(29.44)
88900000	CAP Move-Settlement	UZ	200000574	11/30/2012	2.45
88900000	CAP Move-Settlement	UZ	200000574	11/30/2012	140.59
88900000	CAP Move-Settlement	UZ	200000581	11/30/2012	62.03
88900000	CAP Move-Settlement	UZ	200000581	11/30/2012	3.05
88900000	CAP Move-Settlement	UZ	200000570	11/30/2012	0.94
88900000	CAP Move-Settlement	UZ	200000570	11/30/2012	3.66
88900000	CAP Move-Settlement	UZ	200000570	11/30/2012	(79.89)
88900000	CAP Move-Settlement	UZ	200000570	11/30/2012	(66.66)
88900000	CAP Move-Settlement	UZ	200000572	11/30/2012	(20.55)
88900000	CAP Move-Settlement	UZ	200000572	11/30/2012	(615.50)
88900000	CAP Move-Settlement	UZ	200000572	11/30/2012	(74.13)
88900000	CAP Move-Settlement	UZ	200000572	11/30/2012	2.94
88900000	CAP Move-Settlement	UZ	200000572	11/30/2012	74.44
88900000	CAP Move-Settlement	UZ	200000572	11/30/2012	(6.43)
88900000	CAP Move-Settlement	UZ	200000574	11/30/2012	(92.25)
88900000	CAP Move-Settlement	UZ	200000574	11/30/2012	(707.67)
88900000	CAP Move-Settlement	UZ	200000574	11/30/2012	168.70
88900000	CAP Move-Settlement	UZ	200000581	11/30/2012	(36.27)
88900000	CAP Move-Settlement	UZ	200000581	11/30/2012	(10.04)
88900000	CAP Move-Settlement	UZ	200000570	11/30/2012	66.16
88900000	CAP Move-Settlement	UZ	200000570	11/30/2012	(11.77)
88900000	CAP Move-Settlement	UZ	200000570	11/30/2012	(2.14)
88900000	CAP Move-Settlement	UZ	200000572	11/30/2012	1.21
88900000	CAP Move-Settlement	UZ	200000572	11/30/2012	24.81
88900000	CAP Move-Settlement	UZ	200000572	11/30/2012	0.98
88900000	CAP Move-Settlement	UZ	200000572	11/30/2012	(166.27)
88900000	CAP Move-Settlement	UZ	200000572	11/30/2012	(227.78)
88900000	CAP Move-Settlement	UZ	200000574	11/30/2012	0.31
88900000	CAP Move-Settlement	UZ	200000574	11/30/2012	(6.55)
88900000	CAP Move-Settlement	UZ	200000574	11/30/2012	(9.09)
88900000	CAP Move-Settlement	UZ	200000574	11/30/2012	(22.22)
88900000	CAP Move-Settlement	UZ	200000574	11/30/2012	(24.15)
88900000	CAP Move-Settlement	UZ	200000581	11/30/2012	(3.34)
88900000	CAP Move-Settlement	UZ	200000570	11/30/2012	(5.89)
88900000	CAP Move-Settlement	UZ	200000570	11/30/2012	(17.30)
88900000	CAP Move-Settlement	UZ	200000570	11/30/2012	(7.93)
88900000	CAP Move-Settlement	UZ	200000570	11/30/2012	0.49
88900000	CAP Move-Settlement	UZ	200000570	11/30/2012	42.44
88900000	CAP Move-Settlement	UZ	200000572	11/30/2012	0.61
88900000	CAP Move-Settlement	UZ	200000572	11/30/2012	(1.07)
88900000	CAP Move-Settlement	UZ	200000572	11/30/2012	(160.33)

Kentucky American Water Company  
Case No. 2012-00520  
Response to PSC DR1, Item 31

Account	Description	Doc Type	Document Number	Posting Date	Amount
88900000	CAP Move-Settlement	UZ	200000572	11/30/2012	(1.67)
88900000	CAP Move-Settlement	UZ	200000572	11/30/2012	(332.99)
88900000	CAP Move-Settlement	UZ	200000572	11/30/2012	(11.11)
88900000	CAP Move-Settlement	UZ	200000573	11/30/2012	(3.27)
88900000	CAP Move-Settlement	UZ	200000574	11/30/2012	12.41
88900000	CAP Move-Settlement	UZ	200000581	11/30/2012	0.16
88900000	CAP Move-Settlement	UZ	200000570	11/30/2012	(360.47)
88900000	CAP Move-Settlement	UZ	200000570	11/30/2012	(27.76)
88900000	CAP Move-Settlement	UZ	200000570	11/30/2012	(5.02)
88900000	CAP Move-Settlement	UZ	200000570	11/30/2012	0.47
88900000	CAP Move-Settlement	UZ	200000570	11/30/2012	(3.22)
88900000	CAP Move-Settlement	UZ	200000570	11/30/2012	1.83
88900000	CAP Move-Settlement	UZ	200000570	11/30/2012	37.22
88900000	CAP Move-Settlement	UZ	200000570	11/30/2012	93.95
88900000	CAP Move-Settlement	UZ	200000570	11/30/2012	1.47
88900000	CAP Move-Settlement	UZ	200000572	11/30/2012	(9.82)
88900000	CAP Move-Settlement	UZ	200000572	11/30/2012	(171.79)
88900000	CAP Move-Settlement	UZ	200000572	11/30/2012	(33.33)
88900000	CAP Move-Settlement	UZ	200000572	11/30/2012	(17.66)
88900000	CAP Move-Settlement	UZ	200000581	11/30/2012	(17.61)
88900000	CAP Move-Settlement	UZ	200000570	11/30/2012	1.83
88900000	CAP Move-Settlement	UZ	200000570	11/30/2012	0.47
88900000	CAP Move-Settlement	UZ	200000570	11/30/2012	37.22
88900000	CAP Move-Settlement	UZ	200000570	11/30/2012	89.43
88900000	CAP Move-Settlement	UZ	200000570	11/30/2012	(345.25)
88900000	CAP Move-Settlement	UZ	200000570	11/30/2012	(5.02)
88900000	CAP Move-Settlement	UZ	200000570	11/30/2012	(33.33)
88900000	CAP Move-Settlement	UZ	200000570	11/30/2012	(3.22)
88900000	CAP Move-Settlement	UZ	200000572	11/30/2012	1.47
88900000	CAP Move-Settlement	UZ	200000572	11/30/2012	(23.03)
88900000	CAP Move-Settlement	UZ	200000572	11/30/2012	(17.66)
88900000	CAP Move-Settlement	UZ	200000574	11/30/2012	(21.33)
88900000	CAP Move-Settlement	UZ	200000574	11/30/2012	(9.82)
88900000	CAP Move-Settlement	UZ	200000581	11/30/2012	(30.02)
88900000	CAP Move-Settlement	UZ	200000570	11/30/2012	(20.80)
88900000	CAP Move-Settlement	UZ	200000572	11/30/2012	(2.02)
88900000	CAP Move-Settlement	UZ	200000572	11/30/2012	(23.60)
88900000	CAP Move-Settlement	UZ	200000574	11/30/2012	(8.18)
88900000	CAP Move-Settlement	UZ	200000574	11/30/2012	0.04
88900000	CAP Move-Settlement	UZ	200000574	11/30/2012	(0.34)
88900000	CAP Move-Settlement	UZ	200000570	11/30/2012	(14.12)
88900000	CAP Move-Settlement	UZ	200000570	11/30/2012	0.04
88900000	CAP Move-Settlement	UZ	200000570	11/30/2012	(14.35)
88900000	CAP Move-Settlement	UZ	200000572	11/30/2012	(23.60)
88900000	CAP Move-Settlement	UZ	200000581	11/30/2012	(0.34)
88900000	CAP Move-Settlement	UZ	200000581	11/30/2012	(2.02)
88900000	CAP Move-Settlement	UZ	200000570	11/30/2012	0.04
88900000	CAP Move-Settlement	UZ	200000572	11/30/2012	(23.60)
88900000	CAP Move-Settlement	UZ	200000572	11/30/2012	(0.34)
88900000	CAP Move-Settlement	UZ	200000572	11/30/2012	(2.95)
88900000	CAP Move-Settlement	UZ	200000574	11/30/2012	(2.02)
88900000	CAP Move-Settlement	UZ	200000581	11/30/2012	(19.63)
88900000	CAP Move-Settlement	UZ	200000572	11/30/2012	22.58

Kentucky American Water Company  
Case No. 2012-00520  
Response to PSC DR1, Item 31

Account	Description	Doc Type	Document Number	Posting Date	Amount
88900000	CAP Move-Settlement	UZ	200000572	11/30/2012	9.85
88900000	CAP Move-Settlement	UZ	200000570	11/30/2012	136.85
88900000	CAP Move-Settlement	UZ	200000570	11/30/2012	(677.45)
88900000	CAP Move-Settlement	UZ	200000581	11/30/2012	5.69
88900000	CAP Move-Settlement	UZ	200000572	11/30/2012	136.85
88900000	CAP Move-Settlement	UZ	200000574	11/30/2012	5.69
88900000	CAP Move-Settlement	UZ	200000581	11/30/2012	(677.45)
88900000	CAP Move-Settlement	UZ	200000572	11/30/2012	136.85
88900000	CAP Move-Settlement	UZ	200000572	11/30/2012	5.69
88900000	CAP Move-Settlement	UZ	200000581	11/30/2012	(677.45)
88900000	CAP Move-Settlement	UZ	200000570	11/30/2012	0.16
88900000	CAP Move-Settlement	UZ	200000570	11/30/2012	12.41
88900000	CAP Move-Settlement	UZ	200000570	11/30/2012	(23.96)
88900000	CAP Move-Settlement	UZ	200000572	11/30/2012	0.61
88900000	CAP Move-Settlement	UZ	200000572	11/30/2012	28.12
88900000	CAP Move-Settlement	UZ	200000572	11/30/2012	(1.67)
88900000	CAP Move-Settlement	UZ	200000572	11/30/2012	(531.63)
88900000	CAP Move-Settlement	UZ	200000572	11/30/2012	(6.85)
88900000	CAP Move-Settlement	UZ	200000572	11/30/2012	(1.07)
88900000	CAP Move-Settlement	UZ	200000572	11/30/2012	(11.11)
88900000	CAP Move-Settlement	UZ	200000572	11/30/2012	(3.89)
88900000	CAP Move-Settlement	UZ	200000574	11/30/2012	(82.22)
88900000	CAP Move-Settlement	UZ	200000574	11/30/2012	(10.11)
88900000	CAP Move-Settlement	UZ	200000581	11/30/2012	0.49
88900000	CAP Move-Settlement	UZ	200000581	11/30/2012	(5.89)
88900000	CAP Move-Settlement	UZ	200000570	11/30/2012	56.22
88900000	CAP Move-Settlement	UZ	200000570	11/30/2012	(16.40)
88900000	CAP Move-Settlement	UZ	200000570	11/30/2012	24.81
88900000	CAP Move-Settlement	UZ	200000570	11/30/2012	(17.30)
88900000	CAP Move-Settlement	UZ	200000570	11/30/2012	(22.22)
88900000	CAP Move-Settlement	UZ	200000570	11/30/2012	(30.39)
88900000	CAP Move-Settlement	UZ	200000572	11/30/2012	0.98
88900000	CAP Move-Settlement	UZ	200000572	11/30/2012	(12.61)
88900000	CAP Move-Settlement	UZ	200000572	11/30/2012	(217.47)
88900000	CAP Move-Settlement	UZ	200000572	11/30/2012	(78.49)
88900000	CAP Move-Settlement	UZ	200000572	11/30/2012	0.31
88900000	CAP Move-Settlement	UZ	200000572	11/30/2012	1.21
88900000	CAP Move-Settlement	UZ	200000572	11/30/2012	(3.34)
88900000	CAP Move-Settlement	UZ	200000574	11/30/2012	(2.14)
88900000	CAP Move-Settlement	UZ	200000581	11/30/2012	(11.77)
88900000	CAP Move-Settlement	UZ	200000570	11/30/2012	(36.27)
88900000	CAP Move-Settlement	UZ	200000570	11/30/2012	(92.44)
88900000	CAP Move-Settlement	UZ	200000570	11/30/2012	(20.60)
88900000	CAP Move-Settlement	UZ	200000570	11/30/2012	3.66
88900000	CAP Move-Settlement	UZ	200000570	11/30/2012	(66.66)
88900000	CAP Move-Settlement	UZ	200000572	11/30/2012	(80.29)
88900000	CAP Move-Settlement	UZ	200000572	11/30/2012	(10.04)
88900000	CAP Move-Settlement	UZ	200000572	11/30/2012	0.94
88900000	CAP Move-Settlement	UZ	200000572	11/30/2012	168.70
88900000	CAP Move-Settlement	UZ	200000572	11/30/2012	(711.55)
88900000	CAP Move-Settlement	UZ	200000572	11/30/2012	(612.72)
88900000	CAP Move-Settlement	UZ	200000574	11/30/2012	(22.06)
88900000	CAP Move-Settlement	UZ	200000574	11/30/2012	74.44

Kentucky American Water Company  
Case No. 2012-00520  
Response to PSC DR1, Item 31

Account	Description	Doc Type	Document Number	Posting Date	Amount
88900000	CAP Move-Settlement	UZ	2000000574	11/30/2012	2.94
88900000	CAP Move-Settlement	UZ	2000000581	11/30/2012	(6.43)
88900000	CAP Move-Settlement	UZ	2000000570	11/30/2012	(690.21)
88900000	CAP Move-Settlement	UZ	2000000570	11/30/2012	(50.90)
88900000	CAP Move-Settlement	UZ	2000000570	11/30/2012	(40.62)
88900000	CAP Move-Settlement	UZ	2000000570	11/30/2012	74.44
88900000	CAP Move-Settlement	UZ	2000000570	11/30/2012	(66.66)
88900000	CAP Move-Settlement	UZ	2000000570	11/30/2012	0.94
88900000	CAP Move-Settlement	UZ	2000000572	11/30/2012	(30.35)
88900000	CAP Move-Settlement	UZ	2000000572	11/30/2012	(551.41)
88900000	CAP Move-Settlement	UZ	2000000572	11/30/2012	2.94
88900000	CAP Move-Settlement	UZ	2000000572	11/30/2012	(6.43)
88900000	CAP Move-Settlement	UZ	2000000574	11/30/2012	168.70
88900000	CAP Move-Settlement	UZ	2000000574	11/30/2012	(10.04)
88900000	CAP Move-Settlement	UZ	2000000574	11/30/2012	(35.33)
88900000	CAP Move-Settlement	UZ	2000000581	11/30/2012	(58.15)
88900000	CAP Move-Settlement	UZ	2000000581	11/30/2012	3.66
88900000	CAP Move-Settlement	UZ	2000000570	11/30/2012	(22.09)
88900000	CAP Move-Settlement	UZ	2000000570	11/30/2012	2.45
88900000	CAP Move-Settlement	UZ	2000000570	11/30/2012	(44.43)
88900000	CAP Move-Settlement	UZ	2000000570	11/30/2012	(6.70)
88900000	CAP Move-Settlement	UZ	2000000570	11/30/2012	49.63
88900000	CAP Move-Settlement	UZ	2000000572	11/30/2012	(6.74)
88900000	CAP Move-Settlement	UZ	2000000572	11/30/2012	0.85
88900000	CAP Move-Settlement	UZ	2000000572	11/30/2012	(23.55)
88900000	CAP Move-Settlement	UZ	2000000572	11/30/2012	116.04
88900000	CAP Move-Settlement	UZ	2000000574	11/30/2012	(425.38)
88900000	CAP Move-Settlement	UZ	2000000574	11/30/2012	(16.11)
88900000	CAP Move-Settlement	UZ	2000000574	11/30/2012	1.96
88900000	CAP Move-Settlement	UZ	2000000574	11/30/2012	(4.29)
88900000	CAP Move-Settlement	UZ	2000000581	11/30/2012	(13.10)
88900000	CAP Move-Settlement	UZ	2000000570	11/30/2012	(17.66)
88900000	CAP Move-Settlement	UZ	2000000570	11/30/2012	(379.59)
88900000	CAP Move-Settlement	UZ	2000000570	11/30/2012	(12.41)
88900000	CAP Move-Settlement	UZ	2000000570	11/30/2012	(16.57)
88900000	CAP Move-Settlement	UZ	2000000570	11/30/2012	(5.02)
88900000	CAP Move-Settlement	UZ	2000000570	11/30/2012	1.47
88900000	CAP Move-Settlement	UZ	2000000572	11/30/2012	88.46
88900000	CAP Move-Settlement	UZ	2000000572	11/30/2012	37.22
88900000	CAP Move-Settlement	UZ	2000000572	11/30/2012	1.83
88900000	CAP Move-Settlement	UZ	2000000572	11/30/2012	(33.33)
88900000	CAP Move-Settlement	UZ	2000000572	11/30/2012	(9.82)
88900000	CAP Move-Settlement	UZ	2000000572	11/30/2012	0.72
88900000	CAP Move-Settlement	UZ	2000000574	11/30/2012	(3.22)
88900000	CAP Move-Settlement	UZ	2000000574	11/30/2012	(5.93)
88900000	CAP Move-Settlement	UZ	2000000570	11/30/2012	(44.43)
88900000	CAP Move-Settlement	UZ	2000000570	11/30/2012	(508.91)
88900000	CAP Move-Settlement	UZ	2000000570	11/30/2012	(40.70)
88900000	CAP Move-Settlement	UZ	2000000570	11/30/2012	(49.46)
88900000	CAP Move-Settlement	UZ	2000000570	11/30/2012	(6.70)
88900000	CAP Move-Settlement	UZ	2000000572	11/30/2012	272.93
88900000	CAP Move-Settlement	UZ	2000000572	11/30/2012	0.35
88900000	CAP Move-Settlement	UZ	2000000572	11/30/2012	2,159.11

Kentucky American Water Company  
Case No. 2012-00520  
Response to PSC DR1, Item 31

Account	Description	Doc Type	Document Number	Posting Date	Amount
88900000	CAP Move-Settlement	UZ	2000000572	11/30/2012	1.96
88900000	CAP Move-Settlement	UZ	2000000574	11/30/2012	(23.55)
88900000	CAP Move-Settlement	UZ	2000000574	11/30/2012	23.87
88900000	CAP Move-Settlement	UZ	2000000574	11/30/2012	49.63
88900000	CAP Move-Settlement	UZ	2000000574	11/30/2012	(2,360.70)
88900000	CAP Move-Settlement	UZ	2000000581	11/30/2012	2.65
88900000	CAP Move-Settlement	UZ	2000000581	11/30/2012	(27.44)
88900000	CAP Move-Settlement	UZ	2000000581	11/30/2012	(4.29)
88900000	CAP Move-Settlement	UZ	2000000581	11/30/2012	2.45
88900000	CAP Move-Settlement	UZ	2000000581	11/30/2012	3.09
88900000	CAP Move-Settlement	UZ	2000000581	11/30/2012	(450.89)
88900000	CAP Move-Settlement	UZ	2000000570	11/30/2012	3.04
88900000	CAP Move-Settlement	UZ	2000000570	11/30/2012	78.06
88900000	CAP Move-Settlement	UZ	2000000570	11/30/2012	(8,974.19)
88900000	CAP Move-Settlement	UZ	2000000570	11/30/2012	34.73
88900000	CAP Move-Settlement	UZ	2000000570	11/30/2012	(2.41)
88900000	CAP Move-Settlement	UZ	2000000572	11/30/2012	(5.67)
88900000	CAP Move-Settlement	UZ	2000000572	11/30/2012	3.85
88900000	CAP Move-Settlement	UZ	2000000572	11/30/2012	(3.36)
88900000	CAP Move-Settlement	UZ	2000000572	11/30/2012	0.50
88900000	CAP Move-Settlement	UZ	2000000572	11/30/2012	(44.95)
88900000	CAP Move-Settlement	UZ	2000000574	11/30/2012	6.61
88900000	CAP Move-Settlement	UZ	2000000581	11/30/2012	(136.77)
88900000	CAP Move-Settlement	UZ	2000000570	11/30/2012	(2,888.64)
88900000	CAP Move-Settlement	UZ	2000000570	11/30/2012	(44.96)
88900000	CAP Move-Settlement	UZ	2000000570	11/30/2012	34.73
88900000	CAP Move-Settlement	UZ	2000000572	11/30/2012	324.25
88900000	CAP Move-Settlement	UZ	2000000572	11/30/2012	3.85
88900000	CAP Move-Settlement	UZ	2000000574	11/30/2012	(135.23)
88900000	CAP Move-Settlement	UZ	2000000574	11/30/2012	(2.40)
88900000	CAP Move-Settlement	UZ	2000000574	11/30/2012	3.04
88900000	CAP Move-Settlement	UZ	2000000574	11/30/2012	8,109.87
88900000	CAP Move-Settlement	UZ	2000000574	11/30/2012	(5.67)
88900000	CAP Move-Settlement	UZ	2000000581	11/30/2012	(3.36)
88900000	CAP Move-Settlement	UZ	2000000581	11/30/2012	0.50
88900000	CAP Move-Settlement	UZ	2000000555	11/30/2012	(246.42)
88900000	CAP Move-Settlement	UZ	2000000555	11/30/2012	(189.03)
88900000	CAP Move-Settlement	UZ	2000000570	11/30/2012	(44.43)
88900000	CAP Move-Settlement	UZ	2000000570	11/30/2012	0.63
88900000	CAP Move-Settlement	UZ	2000000570	11/30/2012	(6.70)
88900000	CAP Move-Settlement	UZ	2000000570	11/30/2012	(44.72)
88900000	CAP Move-Settlement	UZ	2000000570	11/30/2012	(4.29)
88900000	CAP Move-Settlement	UZ	2000000570	11/30/2012	2.45
88900000	CAP Move-Settlement	UZ	2000000570	11/30/2012	(4,951.79)
88900000	CAP Move-Settlement	UZ	2000000572	11/30/2012	(463.98)
88900000	CAP Move-Settlement	UZ	2000000572	11/30/2012	(477.14)
88900000	CAP Move-Settlement	UZ	2000000572	11/30/2012	170.35
88900000	CAP Move-Settlement	UZ	2000000572	11/30/2012	13.83
88900000	CAP Move-Settlement	UZ	2000000572	11/30/2012	(36.24)
88900000	CAP Move-Settlement	UZ	2000000572	11/30/2012	(24.78)
88900000	CAP Move-Settlement	UZ	2000000574	11/30/2012	1.96
88900000	CAP Move-Settlement	UZ	2000000574	11/30/2012	(24.41)
88900000	CAP Move-Settlement	UZ	2000000581	11/30/2012	49.63



Kentucky American Water Company  
Case No. 2012-00520  
Response to PSC DR1, Item 31

Account	Description	Doc Type	Document Number	Posting Date	Amount
88900000	CAP Move-Settlement	UZ	2000000555	11/30/2012	(264.39)
88900000	CAP Move-Settlement	UZ	2000000558	11/30/2012	(202.82)
88900000	CAP Move-Settlement	UZ	2000000570	11/30/2012	(55.55)
88900000	CAP Move-Settlement	UZ	2000000570	11/30/2012	0.78
88900000	CAP Move-Settlement	UZ	2000000570	11/30/2012	2.45
88900000	CAP Move-Settlement	UZ	2000000570	11/30/2012	226.18
88900000	CAP Move-Settlement	UZ	2000000572	11/30/2012	(5,455.52)
88900000	CAP Move-Settlement	UZ	2000000572	11/30/2012	(8.37)
88900000	CAP Move-Settlement	UZ	2000000572	11/30/2012	(48.51)
88900000	CAP Move-Settlement	UZ	2000000572	11/30/2012	(53.19)
88900000	CAP Move-Settlement	UZ	2000000572	11/30/2012	119.53
88900000	CAP Move-Settlement	UZ	2000000572	11/30/2012	3.05
88900000	CAP Move-Settlement	UZ	2000000572	11/30/2012	62.03
88900000	CAP Move-Settlement	UZ	2000000572	11/30/2012	(29.44)
88900000	CAP Move-Settlement	UZ	2000000574	11/30/2012	(5.36)
88900000	CAP Move-Settlement	UZ	2000000574	11/30/2012	(50.77)
88900000	CAP Move-Settlement	UZ	2000000574	11/30/2012	(30.66)
88900000	CAP Move-Settlement	UZ	2000000581	11/30/2012	(624.71)
88900000	CAP Move-Settlement	UZ	2000000555	11/30/2012	(5.89)
88900000	CAP Move-Settlement	UZ	2000000555	11/30/2012	(7.68)
88900000	CAP Move-Settlement	UZ	2000000555	11/30/2012	(7.76)
88900000	CAP Move-Settlement	UZ	2000000558	11/30/2012	(5.95)
88900000	CAP Move-Settlement	UZ	2000000555	11/30/2012	(274.46)
88900000	CAP Move-Settlement	UZ	2000000555	11/30/2012	(210.54)
88900000	CAP Move-Settlement	UZ	2000000558	11/30/2012	(274.46)
88900000	CAP Move-Settlement	UZ	2000000558	11/30/2012	(210.54)
40112000	Res Sales Unbilled	AB	100002215	12/1/2012	2,190,407.74
40121000	Com Sales Billed	SG	100002179	12/1/2012	(52,019.85)
40122000	Com Sales Unbilled	AB	100002215	12/1/2012	1,096,568.71
40132000	Ind Sales Unbilled	AB	100002215	12/1/2012	103,073.67
40141000	Publ Fire Billed	SG	100002179	12/1/2012	(23,413.92)
40152000	Publ Auth Unbilled	AB	100002215	12/1/2012	344,309.50
40162000	SalesforRsle Unbilld	AB	100002215	12/1/2012	107,188.95
40310200	OthRev-Rent	DR	4000004190	12/1/2012	(95.00)
40310200	OthRev-Rent	DR	4000004222	12/1/2012	(2,300.00)
40310200	OthRev-Rent	DR	4000004237	12/1/2012	(2,848.73)
40310200	OthRev-Rent	DR	4000004253	12/1/2012	(2,665.62)
40310600	OthRev-Usage Data	DR	4000004206	12/1/2012	(500.00)
50100001	Labor ExpenseAccrual	PA	7000000142	12/1/2012	(147,540.56)
50100001	Labor ExpenseAccrual	PA	7000000195	12/1/2012	172,822.80
50100001	Labor ExpenseAccrual	PA	7000000239	12/1/2012	3,509.80
50421000	401k Expense	PA	7000000142	12/1/2012	(2,749.85)
50421000	401k Expense	PA	7000000195	12/1/2012	3,414.23
50422000	DCP Expense	PA	7000000142	12/1/2012	(3,831.79)
50422000	DCP Expense	PA	7000000195	12/1/2012	4,683.25
50451000	Employee Awards	SG	100002190	12/1/2012	(826.68)
50452000	Emp Physical Exams	SG	100002190	12/1/2012	(125.00)
50550000	Group Insur Expense	DR	4000004269	12/1/2012	(196.34)
50550000	Group Insur Expense	DR	4000004279	12/1/2012	(463.00)
50550000	Group Insur Expense	DR	4000004287	12/1/2012	(50.00)
50550000	Group Insur Expense	DR	4000004296	12/1/2012	(463.00)
50550000	Group Insur Expense	DR	4000004303	12/1/2012	(463.00)
50550000	Group Insur Expense	PA	7000000142	12/1/2012	(28,212.36)

Kentucky American Water Company  
Case No. 2012-00520  
Response to PSC DR1, Item 31

Account	Description	Doc Type	Document Number	Posting Date	Amount
50550000	Group Insur Expense	PA	7000000195	12/1/2012	34,999.96
50550000	Group Insur Expense	PA	7000000239	12/1/2012	365.41
51010000	Purchased Water	SG	100002184	12/1/2012	(25,332.00)
51110000	Waste Disposal	SG	100002213	12/1/2012	(2,349.55)
51510000	Purchased Power	SG	100002185	12/1/2012	30,125.11
51510000	Purchased Power	SG	100002187	12/1/2012	5,332.66
51510000	Purchased Power	SG	100002213	12/1/2012	(351,975.10)
51800000	Chemicals	SN	100002017	12/1/2012	(846.37)
51800000	Chemicals	SG	100002190	12/1/2012	(633.92)
52000000	M&S Expense (O&M)	SG	100002181	12/1/2012	(9,600.00)
52000000	M&S Expense (O&M)	SG	100002190	12/1/2012	(11,485.53)
52000000	M&S Expense (O&M)	WA	5000003496	12/1/2012	4,752.53
52000000	M&S Expense (O&M)	WA	5000003497	12/1/2012	(4,752.53)
52500000	Misc Expense (O&M)	SG	100002190	12/1/2012	(646.00)
52500000	Misc Expense (O&M)	SG	100002196	12/1/2012	(108.76)
52510000	Bank Svc Charges	SG	100002199	12/1/2012	(8,065.75)
52510000	Bank Svc Charges	SG	100002214	12/1/2012	(15,092.20)
52512500	Books&Publications	SG	100002190	12/1/2012	(125.70)
52514903	Cust Edu Comm-Issues	SG	100002190	12/1/2012	(761.95)
52520000	Collection Agencies	SG	100002202	12/1/2012	(2,076.06)
52520000	Collection Agencies	SG	100002203	12/1/2012	(2,112.87)
52520000	Collection Agencies	SV	100002425	12/1/2012	1,697.93
52520000	Collection Agencies	SV	100002847	12/1/2012	1,739.83
52526100	Credit Line Fees I/C	SG	100002200	12/1/2012	(1,106.41)
52532000	Electricity	SG	100002187	12/1/2012	30.06
52532000	Electricity	SG	100002213	12/1/2012	(10,074.78)
52534000	Employee Expenses	SG	100002192	12/1/2012	(23,924.31)
52534000	Employee Expenses	SG	100002193	12/1/2012	(28,953.83)
52534000	Employee Expenses	SG	100002194	12/1/2012	23,924.31
52535000	Meals Deductible	SG	100002192	12/1/2012	(23,924.30)
52535000	Meals Deductible	SG	100002193	12/1/2012	(28,953.83)
52535000	Meals Deductible	SG	100002194	12/1/2012	23,924.30
52542000	Forms	SG	100002198	12/1/2012	(15,647.02)
52546000	Grounds Keeping	SG	100002190	12/1/2012	(2,583.33)
52548000	Heating Oil/Gas	SG	100002187	12/1/2012	71.50
52548000	Heating Oil/Gas	SG	100002213	12/1/2012	(1,807.71)
52550000	Janitorial	SG	100002181	12/1/2012	(1,300.00)
52550000	Janitorial	SG	100002190	12/1/2012	(13,799.07)
52554500	Lab Supplies	SG	100002181	12/1/2012	(1,600.00)
52554500	Lab Supplies	SG	100002190	12/1/2012	(2,004.55)
52554500	Lab Supplies	RE	5000003491	12/1/2012	12.75
52554500	Lab Supplies	RE	5000003493	12/1/2012	18.69
52554500	Lab Supplies	RE	5000003495	12/1/2012	6.65
52562000	Office Supplies	SG	100002190	12/1/2012	(1,218.03)
52562500	Overnight Shippng	SG	100002190	12/1/2012	(338.50)
52567000	Relocation Expenses	SG	100002190	12/1/2012	(80.51)
52571000	Security Svc	SG	100002181	12/1/2012	(3,808.00)
52571000	Security Svc	SG	100002190	12/1/2012	(200.00)
52574000	Telephone	SG	100002204	12/1/2012	(5,834.17)
52574100	Cell Phone	SG	100002204	12/1/2012	(6,073.92)
52578000	Trash Removal	SG	100002190	12/1/2012	(1,466.26)
52583000	Water & WW	SG	100002190	12/1/2012	(6,108.49)
52599800	PCard Undistributed	SG	100002211	12/1/2012	(1,237.49)

Kentucky American Water Company  
Case No. 2012-00520  
Response to PSC DR1, Item 31

Account	Description	Doc Type	Document Number	Posting Date	Amount
52599800	PCard Undistributed	SG	100002212	12/1/2012	(320.00)
52801200	Capital Accrual Clearing	SG	100002182	12/1/2012	(36,620.91)
52801200	Capital Accrual Clearing	SG	100002186	12/1/2012	(3,273,079.00)
52801200	Capital Accrual Clearing	SG	100002188	12/1/2012	(78,417.67)
52801200	Capital Accrual Clearing	SG	100002189	12/1/2012	2,948,546.88
52801200	Capital Accrual Clearing	SG	100002195	12/1/2012	(788,762.94)
52801200	Capital Accrual Clearing	SG	100002207	12/1/2012	(12,336.58)
53150000	Contr Svc-Other	SG	100002181	12/1/2012	(2,800.00)
53150000	Contr Svc-Other	SG	100002190	12/1/2012	(233,684.46)
53150000	Contr Svc-Other	SG	100002197	12/1/2012	(7,850.65)
53150000	Contr Svc-Other	SG	100002210	12/1/2012	(5,933.25)
53151000	Contr Svc-Temp EE	SG	100002190	12/1/2012	(3,037.50)
53152000	Contr Svc-Lab Testng	SG	100002190	12/1/2012	(1,550.00)
53155000	Contr Svc-Legal	SG	100002180	12/1/2012	(30,663.02)
54140000	Rents-Equip	SG	100002190	12/1/2012	(4,301.49)
55010100	Trans Lease Costs	SG	100002205	12/1/2012	(1,518.90)
55010200	Trans Lease Fuel	SG	100002205	12/1/2012	(35,118.12)
55010200	Trans Lease Fuel	SG	100002206	12/1/2012	(11,392.43)
55010200	Trans Lease Fuel	SG	100002209	12/1/2012	(27,629.71)
55010300	Trans Lease Maint	SG	100002201	12/1/2012	(365.58)
55010300	Trans Lease Maint	SG	100002205	12/1/2012	20,643.12
55010300	Trans Lease Maint	SG	100002209	12/1/2012	(11,999.96)
62520700	Misc Main Pvg/Bckfill	SG	100002183	12/1/2012	(34,047.72)
68520000	Property Taxes	SH	9600000133	12/1/2012	349,713.04
68533000	FICA	SG	100002191	12/1/2012	(16,063.00)
68533000	FICA	PA	7000000142	12/1/2012	(10,574.25)
68533000	FICA	PA	7000000195	12/1/2012	12,440.30
68533000	FICA	PA	7000000239	12/1/2012	50.03
68535000	SUTA	PA	7000000142	12/1/2012	(7.51)
68535000	SUTA	PA	7000000195	12/1/2012	29.43
68545000	Utility Reg Assessme	SH	9600000132	12/1/2012	12,177.99
81010000	Interest LTD	TC	3000007024	12/1/2012	(242,246.67)
81010000	Interest LTD	TC	3000007026	12/1/2012	(177,260.42)
81010000	Interest LTD	TC	3000007028	12/1/2012	(312,802.50)
81015000	Interest LTD Interco	TC	3000007030	12/1/2012	(1,410,557.29)
81015000	Interest LTD Interco	TC	3000007032	12/1/2012	(361,562.50)
81015000	Interest LTD Interco	TC	3000007034	12/1/2012	(694,868.06)
81015000	Interest LTD Interco	TC	3000007036	12/1/2012	(387,338.75)
81015000	Interest LTD Interco	TC	3000007038	12/1/2012	(126,250.00)
81020000	Div Decl P/S w/ MRR	TC	3000007022	12/1/2012	(95,287.50)
52000000	M&S Expense (O&M)	KR	5000003520	12/2/2012	233.86
52510000	Bank Svc Charges	SN	100002315	12/2/2012	(582.49)
52510000	Bank Svc Charges	KR	5000003527	12/2/2012	8,903.83
52550000	Janitorial	KR	5000003524	12/2/2012	5,727.53
52550000	Janitorial	KR	5000003525	12/2/2012	2,884.26
53150000	Contr Svc-Other	KR	5000003521	12/2/2012	1,203.98
53150000	Contr Svc-Other	KR	5000003522	12/2/2012	1,828.50
53150000	Contr Svc-Other	KR	5000003523	12/2/2012	2,705.12
53150000	Contr Svc-Other	KR	5000003526	12/2/2012	208.23
40111000	Res Sales Billed	ZA	9400001399	12/3/2012	(304,132.97)
40121000	Com Sales Billed	ZA	9400001399	12/3/2012	(139,190.74)
40145000	Priv Fire Billed	ZA	9400001399	12/3/2012	(8,653.37)
40151000	Publ Auth Billed	ZA	9400001399	12/3/2012	(15,317.18)

Kentucky American Water Company  
Case No. 2012-00520  
Response to PSC DR1, Item 31

Account	Description	Doc Type	Document Number	Posting Date	Amount
40211000	Dom WW Svc Billed	ZA	9400001399	12/3/2012	105.23
40310400	OthRev-NSF Ck Chrg	ZA	9400001399	12/3/2012	(312.00)
40310500	OthRev-Appl/InitFee	ZA	9400001399	12/3/2012	(2,782.00)
40310700	OthRev-Reconnct Fee	ZA	9400001399	12/3/2012	(546.00)
50452000	Emp Physical Exams	KR	5000003547	12/3/2012	7.30
52000000	M&S Expense (O&M)	WA	5000003531	12/3/2012	2,849.53
52000000	M&S Expense (O&M)	WA	5000003533	12/3/2012	113.69
52000000	M&S Expense (O&M)	WA	5000003541	12/3/2012	(113.69)
52000000	M&S Expense (O&M)	WA	5000003546	12/3/2012	286.11
52500000	Misc Expense (O&M)	KR	5000003548	12/3/2012	6,120.44
52532000	Electricity	ZN	5000003559	12/3/2012	190.07
52535000	Meals Deductible	ZI	9000001698	12/3/2012	41.68
52548000	Heating Oil/Gas	ZN	5000003559	12/3/2012	1,916.85
52562500	Overnight Shippng	KR	5000003550	12/3/2012	156.04
52583000	Water & WW	KR	5000003545	12/3/2012	998.64
52583000	Water & WW	KR	5000003551	12/3/2012	57.11
52583000	Water & WW	KR	5000003552	12/3/2012	10.50
53110000	Contr Svc-Eng	KR	5000003556	12/3/2012	3,382.82
53150000	Contr Svc-Other	RE	5000003529	12/3/2012	(1,374.25)
53150000	Contr Svc-Other	KR	5000003549	12/3/2012	5.03
53150000	Contr Svc-Other	KR	5000003553	12/3/2012	932.80
53150000	Contr Svc-Other	KR	5000003554	12/3/2012	879.45
53150000	Contr Svc-Other	KR	5000003558	12/3/2012	913.54
53152000	Contr Svc-Lab Testng	KR	5000003561	12/3/2012	1,643.00
55000000	Transportation (O&M)	KR	5000003557	12/3/2012	1,729.62
57010000	Uncoll Accts Exp	ZA	9400001399	12/3/2012	(622.13)
71521000	M&J Expenses	DR	4000004587	12/3/2012	(696.00)
71521000	M&J Expenses	DR	4000004591	12/3/2012	(1,693.24)
71521000	M&J Expenses	DR	4000004595	12/3/2012	(2,046.16)
71521000	M&J Expenses	DR	4000004596	12/3/2012	(3,906.26)
81010000	Interest LTD	TC	3000007104	12/3/2012	243,600.00
81010000	Interest LTD	TC	3000007105	12/3/2012	314,550.00
81015000	Interest LTD Interco	TC	3000007107	12/3/2012	1,418,437.50
81015000	Interest LTD Interco	TC	3000007108	12/3/2012	698,750.00
81020000	Div Decl P/S w/ MRR	TC	3000007106	12/3/2012	95,287.50
40111000	Res Sales Billed	ZA	9400001451	12/4/2012	(149,322.88)
40121000	Com Sales Billed	ZA	9400001451	12/4/2012	(123,005.64)
40145000	Priv Fire Billed	ZA	9400001451	12/4/2012	(9,180.82)
40151000	Publ Auth Billed	ZA	9400001451	12/4/2012	(4,008.04)
40171000	Misc Sales Billed	DR	4000004654	12/4/2012	(3,000.00)
40211000	Dom WW Svc Billed	ZA	9400001451	12/4/2012	(11.76)
40310400	OthRev-NSF Ck Chrg	ZA	9400001451	12/4/2012	(60.00)
40310500	OthRev-Appl/InitFee	ZA	9400001451	12/4/2012	(2,548.00)
40310700	OthRev-Reconnct Fee	ZA	9400001451	12/4/2012	(624.00)
51800000	Chemicals	SN	100002015	12/4/2012	(1,063.42)
52000000	M&S Expense (O&M)	KR	5000003577	12/4/2012	6,477.73
52000000	M&S Expense (O&M)	KR	5000003578	12/4/2012	3,338.34
52500000	Misc Expense (O&M)	WE	5000003564	12/4/2012	52,082.04
52500000	Misc Expense (O&M)	WE	5000003571	12/4/2012	42,519.78
52500000	Misc Expense (O&M)	KR	5000003574	12/4/2012	50.88
52500000	Misc Expense (O&M)	WE	5000003579	12/4/2012	142.22
52500000	Misc Expense (O&M)	WE	5000003581	12/4/2012	28,916.80
52500000	Misc Expense (O&M)	KR	5000003602	12/4/2012	494.74

## Kentucky American Water Company

Case No. 2012-00520

Response to PSC DR1, Item 31

Account	Description	Doc Type	Document Number	Posting Date	Amount
52550000	Janitorial	WE	5000003580	12/4/2012	145.01
52562000	Office Supplies	WE	5000003579	12/4/2012	30.74
52562000	Office Supplies	KR	5000003598	12/4/2012	113.50
52562500	Overnight Shippng	KR	5000003599	12/4/2012	118.43
52562500	Overnight Shippng	KR	5000003600	12/4/2012	166.18
52562500	Overnight Shippng	KR	5000003601	12/4/2012	139.28
52578000	Trash Removal	KR	5000003603	12/4/2012	417.95
52583000	Water & WW	KR	5000003604	12/4/2012	111.52
53150000	Contr Svc-Other	WE	5000003572	12/4/2012	14,208.00
53150000	Contr Svc-Other	KR	5000003575	12/4/2012	99.56
53150000	Contr Svc-Other	KR	5000003576	12/4/2012	19.02
53150000	Contr Svc-Other	RE	5000003588	12/4/2012	(0.95)
53150000	Contr Svc-Other	KR	5000003597	12/4/2012	474.88
57010000	Uncoll Accts Exp	ZA	9400001451	12/4/2012	(313.20)
72802100	CIAC Receipt Non-Services Clear DR		4000004608	12/4/2012	(26,961.00)
72802100	CIAC Receipt Non-Services Clear DR		4000004614	12/4/2012	(817.00)
72802100	CIAC Receipt Non-Services Clear DR		4000004619	12/4/2012	(817.00)
72802100	CIAC Receipt Non-Services Clear DR		4000004623	12/4/2012	(817.00)
72802100	CIAC Receipt Non-Services Clear DR		4000004628	12/4/2012	(817.00)
72802100	CIAC Receipt Non-Services Clear DR		4000004630	12/4/2012	(817.00)
72802100	CIAC Receipt Non-Services Clear DR		4000004633	12/4/2012	(817.00)
72802100	CIAC Receipt Non-Services Clear DR		4000004636	12/4/2012	(817.00)
72802100	CIAC Receipt Non-Services Clear DR		4000004639	12/4/2012	(4,085.00)
72802100	CIAC Receipt Non-Services Clear DR		4000004642	12/4/2012	(817.00)
72802100	CIAC Receipt Non-Services Clear DR		4000004644	12/4/2012	(1,634.00)
72802100	CIAC Receipt Non-Services Clear DR		4000004647	12/4/2012	(1,634.00)
72802100	CIAC Receipt Non-Services Clear DR		4000004649	12/4/2012	(817.00)
72802100	CIAC Receipt Non-Services Clear DR		4000004652	12/4/2012	(2,451.00)
72803000	Salvage/Scrap Receipt Clearing DR		4000004625	12/4/2012	(20,366.45)
40111000	Res Sales Billed	ZA	9400001453	12/5/2012	(216,368.83)
40121000	Com Sales Billed	ZA	9400001453	12/5/2012	(60,980.65)
40141000	Publ Fire Billed	ZA	9400001453	12/5/2012	(280,848.48)
40145000	Priv Fire Billed	ZA	9400001453	12/5/2012	(94,823.95)
40151000	Publ Auth Billed	ZA	9400001453	12/5/2012	(5,244.70)
40161000	Sls/Rsle Billed	ZA	9400001453	12/5/2012	(11,728.35)
40211000	Dom WW Svc Billed	ZA	9400001453	12/5/2012	(10.94)
40310100	OthRev-Late Pymt Fee	ZA	9400001453	12/5/2012	(5,849.42)
40310400	OthRev-NSF Ck Chrg	ZA	9400001453	12/5/2012	(96.00)
40310500	OthRev-Appl/InitFee	ZA	9400001453	12/5/2012	(2,860.00)
40310700	OthRev-Reconnct Fee	ZA	9400001453	12/5/2012	(728.00)
50451000	Employee Awards	KR	5000003632	12/5/2012	214.77
50452000	Emp Physical Exams	ZI	9000001641	12/5/2012	117.00
50452000	Emp Physical Exams	ZI	9000001642	12/5/2012	166.00
50452000	Emp Physical Exams	ZI	9000002186	12/5/2012	117.00
50452000	Emp Physical Exams	ZI	9000002187	12/5/2012	166.00
52000000	M&S Expense (O&M)	KR	5000003636	12/5/2012	621.87
52000000	M&S Expense (O&M)	KR	5000003638	12/5/2012	1,182.96
52000000	M&S Expense (O&M)	KR	5000003640	12/5/2012	2,326.69
52000000	M&S Expense (O&M)	KR	5000003641	12/5/2012	29,976.72
52000000	M&S Expense (O&M)	ZI	9000001700	12/5/2012	43.08
52000000	M&S Expense (O&M)	ZI	9000001703	12/5/2012	624.04
52000000	M&S Expense (O&M)	ZI	9000002152	12/5/2012	43.08
52000000	M&S Expense (O&M)	ZI	9000002172	12/5/2012	624.04

Kentucky American Water Company  
Case No. 2012-00520  
Response to PSC DR1, Item 31

Account	Description	Doc Type	Document Number	Posting Date	Amount
52500000	Misc Expense (O&M)	KR	5000003619	12/5/2012	1,252.64
52500000	Misc Expense (O&M)	KR	5000003626	12/5/2012	105.51
52500000	Misc Expense (O&M)	RE	5000003633	12/5/2012	21.56
52500000	Misc Expense (O&M)	KR	5000003634	12/5/2012	118.19
52500000	Misc Expense (O&M)	KR	5000003639	12/5/2012	226.84
52500000	Misc Expense (O&M)	KR	5000003642	12/5/2012	410.37
52546000	Grounds Keeping	KR	5000003619	12/5/2012	178.08
52550000	Janitorial	ZI	9000001701	12/5/2012	4.27
52554500	Lab Supplies	WE	5000003620	12/5/2012	707.51
52554500	Lab Supplies	WE	5000003623	12/5/2012	452.58
52562500	Overnight Shippng	ZI	9000001702	12/5/2012	15.37
52571100	Add'l Security Costs	KR	5000003643	12/5/2012	1,008.75
52578000	Trash Removal	KR	5000003618	12/5/2012	1,231.95
52582000	Uniforms	ZI	9000001701	12/5/2012	65.86
53150000	Contr Svc-Other	SN	100002007	12/5/2012	(15,586.20)
53150000	Contr Svc-Other	KR	5000003614	12/5/2012	238,246.20
53150000	Contr Svc-Other	KR	5000003617	12/5/2012	295.89
53150000	Contr Svc-Other	KR	5000003631	12/5/2012	64.97
53150000	Contr Svc-Other	KR	5000003637	12/5/2012	1,578.87
53150000	Contr Svc-Other	KR	5000003644	12/5/2012	181.26
53150000	Contr Svc-Other	KR	5000003645	12/5/2012	33.84
53150000	Contr Svc-Other	KR	5000003646	12/5/2012	312.06
53150000	Contr Svc-Other	KR	5000003647	12/5/2012	112.28
53150000	Contr Svc-Other	KR	5000003648	12/5/2012	2,738.33
53150000	Contr Svc-Other	KR	5000003649	12/5/2012	4,747.74
53150000	Contr Svc-Other	KR	5000003650	12/5/2012	677.87
54140000	Rents-Equip	RE	5000003615	12/5/2012	(47.43)
54140000	Rents-Equip	WE	5000003621	12/5/2012	147.34
54140000	Rents-Equip	WE	5000003622	12/5/2012	138.86
54140000	Rents-Equip	WE	5000003796	12/5/2012	(147.34)
54140000	Rents-Equip	WE	5000003798	12/5/2012	146.28
54140000	Rents-Equip	WE	5000003801	12/5/2012	(146.28)
54140000	Rents-Equip	WE	5000003802	12/5/2012	135.68
54140000	Rents-Equip	WE	5000003803	12/5/2012	(135.68)
54140000	Rents-Equip	WE	5000003804	12/5/2012	140.98
54140000	Rents-Equip	WE	5000003805	12/5/2012	(140.98)
54140000	Rents-Equip	WE	5000003807	12/5/2012	140.98
54140000	Rents-Equip	WE	5000003808	12/5/2012	(138.86)
54140000	Rents-Equip	WE	5000003809	12/5/2012	144.16
55000000	Transportation (O&M)	KR	5000003635	12/5/2012	517.05
55000000	Transportation (O&M)	ZI	9000001699	12/5/2012	116.59
57010000	Uncoll Accts Exp	ZA	9400001453	12/5/2012	(830.07)
40111000	Res Sales Billed	ZA	9400001454	12/6/2012	(183,882.08)
40121000	Com Sales Billed	ZA	9400001454	12/6/2012	(120,143.99)
40131000	Ind Sales Billed	ZA	9400001454	12/6/2012	(35,841.81)
40145000	Priv Fire Billed	ZA	9400001454	12/6/2012	(5,277.08)
40151000	Publ Auth Billed	ZA	9400001454	12/6/2012	(114,725.28)
40161000	Sls/Rsle Billed	ZA	9400001454	12/6/2012	(40,229.85)
40211000	Dom WW Svc Billed	ZA	9400001454	12/6/2012	(13,535.88)
40221000	Com WW Svc Billed	ZA	9400001454	12/6/2012	(7,201.48)
40251000	PubAuth WW Billed	ZA	9400001454	12/6/2012	(228.21)
40310100	OthRev-Late Pymt Fee	ZA	9400001454	12/6/2012	(2,361.15)
40310400	OthRev-NSF Ck Chrg	ZA	9400001454	12/6/2012	(72.00)

Kentucky American Water Company  
Case No. 2012-00520  
Response to PSC DR1, Item 31

Account	Description	Doc Type	Document Number	Posting Date	Amount
40310500	OthRev-Appl/InitFee	ZA	9400001454	12/6/2012	(2,444.00)
40310700	OthRev-Reconnct Fee	ZA	9400001454	12/6/2012	(754.00)
51510000	Purchased Power	ZN	5000003659	12/6/2012	29,289.30
51800000	Chemicals	SN	100002005	12/6/2012	(611.89)
52000000	M&S Expense (O&M)	KR	5000003665	12/6/2012	1,090.72
52000000	M&S Expense (O&M)	KR	5000003667	12/6/2012	530.00
52000000	M&S Expense (O&M)	KR	5000003669	12/6/2012	22.47
52000000	M&S Expense (O&M)	WA	5000003681	12/6/2012	256.95
52000000	M&S Expense (O&M)	WA	5000003682	12/6/2012	171.38
52000000	M&S Expense (O&M)	WA	5000003686	12/6/2012	(2,948,551.71)
52000000	M&S Expense (O&M)	ZI	9000001547	12/6/2012	46.49
52000000	M&S Expense (O&M)	ZI	9000001549	12/6/2012	20.49
52000000	M&S Expense (O&M)	ZI	9000001550	12/6/2012	48.51
52000000	M&S Expense (O&M)	ZI	9000001551	12/6/2012	235.07
52500000	Misc Expense (O&M)	KR	5000003672	12/6/2012	131.25
52500000	Misc Expense (O&M)	ZI	9000001545	12/6/2012	169.57
52500000	Misc Expense (O&M)	ZI	9000001546	12/6/2012	84.78
52500000	Misc Expense (O&M)	ZI	9000001692	12/6/2012	19.87
52524000	Co Dues/Mmbrshp Ded	ZI	9000001605	12/6/2012	1,300.00
52524000	Co Dues/Mmbrshp Ded	ZI	9000001606	12/6/2012	1,300.00
52524000	Co Dues/Mmbrshp Ded	ZI	9000002086	12/6/2012	1,300.00
52524000	Co Dues/Mmbrshp Ded	ZI	9000002087	12/6/2012	1,300.00
52532000	Electricity	ZN	5000003659	12/6/2012	279.07
52534000	Employee Expenses	ZI	9000001569	12/6/2012	20.00
52534000	Employee Expenses	ZI	9000001585	12/6/2012	18.00
52534000	Employee Expenses	ZI	9000002030	12/6/2012	20.00
52534000	Employee Expenses	ZI	9000002057	12/6/2012	18.00
52535000	Meals Deductible	ZI	9000001544	12/6/2012	22.62
52535000	Meals Deductible	ZI	9000001548	12/6/2012	10.06
52535000	Meals Deductible	ZI	9000001583	12/6/2012	9.08
52535000	Meals Deductible	ZI	9000001584	12/6/2012	5.35
52535000	Meals Deductible	ZI	9000001593	12/6/2012	57.92
52535000	Meals Deductible	ZI	9000001599	12/6/2012	4.89
52535000	Meals Deductible	ZI	9000001607	12/6/2012	59.52
52535000	Meals Deductible	ZI	9000001617	12/6/2012	35.00
52535000	Meals Deductible	ZI	9000002055	12/6/2012	9.08
52535000	Meals Deductible	ZI	9000002056	12/6/2012	5.35
52535000	Meals Deductible	ZI	9000002067	12/6/2012	57.92
52535000	Meals Deductible	ZI	9000002078	12/6/2012	4.89
52535000	Meals Deductible	ZI	9000002088	12/6/2012	59.52
52535000	Meals Deductible	ZI	9000002099	12/6/2012	35.00
52554500	Lab Supplies	WE	5000003670	12/6/2012	169.00
52554500	Lab Supplies	WE	5000003671	12/6/2012	421.02
52562000	Office Supplies	WE	5000003655	12/6/2012	196.93
52562000	Office Supplies	WE	5000003657	12/6/2012	8.82
52562000	Office Supplies	WE	5000003661	12/6/2012	74.75
52562000	Office Supplies	WE	5000003662	12/6/2012	42.98
52562500	Overnight Shippng	KR	5000003669	12/6/2012	71.51
52562500	Overnight Shippng	KR	5000003675	12/6/2012	61.31
52562500	Overnight Shippng	KR	5000003676	12/6/2012	20.14
52562500	Overnight Shippng	KR	5000003677	12/6/2012	46.43
52574000	Telephone	ZC	9400001452	12/6/2012	176.14
52574100	Cell Phone	ZC	9400001452	12/6/2012	435.91

Kentucky American Water Company  
Case No. 2012-00520  
Response to PSC DR1, Item 31

Account	Description	Doc Type	Document Number	Posting Date	Amount
52599800	PCard Undistributed	ZI	9000001552	12/6/2012	599.90
53150000	Contr Svc-Other	SN	100002005	12/6/2012	(755.94)
53150000	Contr Svc-Other	SN	100002369	12/6/2012	(549.55)
53150000	Contr Svc-Other	WE	5000003663	12/6/2012	117,961.85
53150000	Contr Svc-Other	WE	5000003664	12/6/2012	26,401.40
53150000	Contr Svc-Other	KR	5000003666	12/6/2012	103.88
53150000	Contr Svc-Other	KR	5000003673	12/6/2012	8,400.20
53150000	Contr Svc-Other	KR	5000003674	12/6/2012	64.97
54140000	Rents-Equip	KR	5000003668	12/6/2012	210.28
55010300	Trans Lease Maint	ZI	9000001623	12/6/2012	103.24
55010300	Trans Lease Maint	ZI	9000002121	12/6/2012	103.24
57010000	Uncoll Accts Exp	ZA	9400001454	12/6/2012	(293.89)
62520700	Misc Main Pvg/Bckfill	WE	5000003688	12/6/2012	46,446.00
72801100	Adv Receipt Non-Services Cleari DR		4000004599	12/6/2012	(158,289.00)
72802100	CIAC Receipt Non-Services Clear DR		4000004599	12/6/2012	(44,899.00)
40111000	Res Sales Billed	ZA	9400001456	12/7/2012	(127,807.57)
40121000	Com Sales Billed	ZA	9400001456	12/7/2012	(173,881.38)
40131000	Ind Sales Billed	ZA	9400001456	12/7/2012	(119,243.84)
40145000	Priv Fire Billed	ZA	9400001456	12/7/2012	(7,919.80)
40151000	Publ Auth Billed	ZA	9400001456	12/7/2012	(218,160.23)
40161000	Sls/Rsle Billed	ZA	9400001456	12/7/2012	(75,720.31)
40211000	Dom WW Svc Billed	ZA	9400001456	12/7/2012	20.09
40310100	OthRev-Late Pymt Fee	ZA	9400001456	12/7/2012	(2,308.31)
40310400	OthRev-NSF Ck Chrg	ZA	9400001456	12/7/2012	(96.00)
40310500	OthRev-Appl/InitFee	ZA	9400001456	12/7/2012	(1,690.00)
40310700	OthRev-Reconnct Fee	ZA	9400001456	12/7/2012	(416.00)
50452000	Emp Physical Exams	SN	100002370	12/7/2012	(0.32)
50452000	Emp Physical Exams	KR	5000003689	12/7/2012	10.42
52000000	M&S Expense (O&M)	WA	5000003701	12/7/2012	1,025.86
52000000	M&S Expense (O&M)	KG	5000003719	12/7/2012	(197.67)
52000000	M&S Expense (O&M)	KR	5000003721	12/7/2012	130.19
52000000	M&S Expense (O&M)	KR	5000003722	12/7/2012	630.70
52500000	Misc Expense (O&M)	WE	5000003693	12/7/2012	71,104.80
52500000	Misc Expense (O&M)	WE	5000003698	12/7/2012	59,577.30
52500000	Misc Expense (O&M)	WE	5000003705	12/7/2012	578.42
52500000	Misc Expense (O&M)	WE	5000003706	12/7/2012	1,658.01
52500000	Misc Expense (O&M)	KR	5000003718	12/7/2012	105.58
52500000	Misc Expense (O&M)	WE	5000003724	12/7/2012	12,567.36
52527100	Directors Expenses	ZI	9000001635	12/7/2012	304.00
52527100	Directors Expenses	ZI	9000002155	12/7/2012	304.00
52535000	Meals Deductible	ZI	9000001581	12/7/2012	105.55
52535000	Meals Deductible	ZI	9000001634	12/7/2012	303.16
52535000	Meals Deductible	ZI	9000002049	12/7/2012	105.55
52535000	Meals Deductible	ZI	9000002154	12/7/2012	303.16
52554500	Lab Supplies	RE	5000003699	12/7/2012	28.39
52554500	Lab Supplies	WE	5000003702	12/7/2012	(707.51)
52554500	Lab Supplies	WE	5000003703	12/7/2012	707.51
52554500	Lab Supplies	WE	5000003704	12/7/2012	2,122.52
52554500	Lab Supplies	WE	5000003707	12/7/2012	2,122.52
52554500	Lab Supplies	WE	5000003708	12/7/2012	9,197.59
52562000	Office Supplies	ZI	9000001643	12/7/2012	108.50
52562000	Office Supplies	ZI	9000002188	12/7/2012	108.50
52574000	Telephone	RE	5000003717	12/7/2012	157.01



Kentucky American Water Company  
Case No. 2012-00520  
Response to PSC DR1, Item 31

Account	Description	Doc Type	Document Number	Posting Date	Amount
52586000	PO Small Differences	KS	5000003690	12/7/2012	25.83
53150000	Contr Svc-Other	SN	100002020	12/7/2012	(760.33)
53150000	Contr Svc-Other	SN	100002370	12/7/2012	(68.74)
53150000	Contr Svc-Other	KR	5000003700	12/7/2012	1,050.76
53150000	Contr Svc-Other	KR	5000003709	12/7/2012	575.42
53150000	Contr Svc-Other	KR	5000003720	12/7/2012	3,042.20
57010000	Uncoll Accts Exp	ZA	9400001456	12/7/2012	(197.53)
62520700	Misc Main Pvg/Bckfll	WE	5000003694	12/7/2012	636.30
62520700	Misc Main Pvg/Bckfll	WE	5000003695	12/7/2012	2,777.50
62520700	Misc Main Pvg/Bckfll	WE	5000003696	12/7/2012	17,032.20
62520700	Misc Main Pvg/Bckfll	WE	5000003697	12/7/2012	1,696.80
62520700	Misc Main Pvg/Bckfll	WE	5000003710	12/7/2012	386.40
62520700	Misc Main Pvg/Bckfll	WE	5000003711	12/7/2012	2,001.00
62520700	Misc Main Pvg/Bckfll	WE	5000003712	12/7/2012	193.20
62520700	Misc Main Pvg/Bckfll	WE	5000003713	12/7/2012	82.80
62520700	Misc Main Pvg/Bckfll	WE	5000003714	12/7/2012	579.60
62520700	Misc Main Pvg/Bckfll	WE	5000003715	12/7/2012	979.80
62520700	Misc Main Pvg/Bckfll	WE	5000003716	12/7/2012	220.80
52500000	Misc Expense (O&M)	RE	5000003727	12/8/2012	4.49
52554500	Lab Supplies	RE	5000003728	12/8/2012	17.38
52554500	Lab Supplies	RE	5000003729	12/8/2012	19.03
40111000	Res Sales Billed	ZA	9400001516	12/10/2012	(180,817.50)
40121000	Com Sales Billed	ZA	9400001516	12/10/2012	(68,124.39)
40131000	Ind Sales Billed	ZA	9400001516	12/10/2012	(142.40)
40145000	Priv Fire Billed	ZA	9400001516	12/10/2012	(2,358.17)
40151000	Publ Auth Billed	ZA	9400001516	12/10/2012	(5,754.54)
40161000	Sls/Rsle Billed	ZA	9400001516	12/10/2012	(516.20)
40310100	OthRev-Late Pymt Fee	ZA	9400001516	12/10/2012	(76.07)
40310400	OthRev-NSF Ck Chrg	ZA	9400001516	12/10/2012	(96.00)
40310500	OthRev-Appl/InitFee	ZA	9400001516	12/10/2012	(3,224.00)
40310700	OthRev-Reconnct Fee	ZA	9400001516	12/10/2012	(988.00)
51110000	Waste Disposal	ZN	5000003751	12/10/2012	2,455.57
51510000	Purchased Power	ZN	5000003751	12/10/2012	196,584.77
52000000	M&S Expense (O&M)	WA	5000003772	12/10/2012	104.55
52000000	M&S Expense (O&M)	WA	5000003775	12/10/2012	33.84
52000000	M&S Expense (O&M)	KR	5000003777	12/10/2012	643.19
52500000	Misc Expense (O&M)	SN	100002175	12/10/2012	(146.13)
52500000	Misc Expense (O&M)	WE	5000003740	12/10/2012	9,571.80
52500000	Misc Expense (O&M)	WE	5000003741	12/10/2012	4,134.00
52500000	Misc Expense (O&M)	WE	5000003742	12/10/2012	86,143.02
52500000	Misc Expense (O&M)	WE	5000003758	12/10/2012	53,639.18
52500000	Misc Expense (O&M)	WE	5000003760	12/10/2012	40,375.40
52500000	Misc Expense (O&M)	KR	5000003769	12/10/2012	513.00
52500000	Misc Expense (O&M)	KA	5000003770	12/10/2012	(513.00)
52500000	Misc Expense (O&M)	WE	5000003778	12/10/2012	8,535.12
52500000	Misc Expense (O&M)	KR	5000003782	12/10/2012	2,233.63
52514903	Cust Edu Comm-Issues	KR	5000003863	12/10/2012	761.95
52514905	Cust Edu Comm-Printd	KR	5000003862	12/10/2012	3,674.02
52520000	Collection Agencies	RV	4500000005	12/10/2012	(25.50)
52524000	Co Dues/Mmbrshp Ded	ZI	9000001576	12/10/2012	400.00
52524000	Co Dues/Mmbrshp Ded	ZI	9000002044	12/10/2012	400.00
52527000	Directors Fees	ZF	5000003754	12/10/2012	50.00
52527000	Directors Fees	ZF	5000003755	12/10/2012	50.00

## Kentucky American Water Company

Case No. 2012-00520

Response to PSC DR1, Item 31

Account	Description	Doc Type	Document Number	Posting Date	Amount
52527000	Directors Fees	ZF	5000003756	12/10/2012	50.00
52527000	Directors Fees	ZF	5000003757	12/10/2012	50.00
52532000	Electricity	ZN	5000003751	12/10/2012	6,916.36
52534000	Employee Expenses	ZF	5000003752	12/10/2012	100.00
52535000	Meals Deductible	ZI	9000001592	12/10/2012	2.00
52535000	Meals Deductible	ZI	9000001600	12/10/2012	41.41
52535000	Meals Deductible	ZI	9000001618	12/10/2012	32.50
52535000	Meals Deductible	ZI	9000002066	12/10/2012	2.00
52535000	Meals Deductible	ZI	9000002080	12/10/2012	41.41
52535000	Meals Deductible	ZI	9000002100	12/10/2012	32.50
52548000	Heating Oil/Gas	ZN	5000003751	12/10/2012	1,038.04
52554500	Lab Supplies	KR	5000003748	12/10/2012	1,109.09
52554500	Lab Supplies	WE	5000003785	12/10/2012	1,415.01
52554500	Lab Supplies	WE	5000003786	12/10/2012	8,944.38
52562000	Office Supplies	KR	5000003839	12/10/2012	64.66
52562500	Overnight Shippng	KR	5000003749	12/10/2012	9.36
52562500	Overnight Shippng	KR	5000003750	12/10/2012	109.75
52578000	Trash Removal	KR	5000003747	12/10/2012	344.81
52579000	Trustee Fees	ZF	5000003761	12/10/2012	61.07
52583000	Water & WW	KR	5000003745	12/10/2012	3,610.92
52583000	Water & WW	KR	5000003776	12/10/2012	3,854.73
52583000	Water & WW	KR	5000003814	12/10/2012	23.80
52585000	Discounts Available	ZP	3000007620	12/10/2012	(11.12)
53150000	Contr Svc-Other	KR	5000003743	12/10/2012	73.03
53150000	Contr Svc-Other	KR	5000003744	12/10/2012	68.13
53150000	Contr Svc-Other	KR	5000003746	12/10/2012	64.97
53150000	Contr Svc-Other	WE	5000003759	12/10/2012	31,391.00
53150000	Contr Svc-Other	WE	5000003779	12/10/2012	1,343.00
53150000	Contr Svc-Other	WE	5000003795	12/10/2012	6,069.00
53150000	Contr Svc-Other	WE	5000003797	12/10/2012	6,282.00
53150000	Contr Svc-Other	WE	5000003806	12/10/2012	46,122.00
53150000	Contr Svc-Other	KR	5000003820	12/10/2012	159.00
53150000	Contr Svc-Other	KR	5000003821	12/10/2012	742.00
53150000	Contr Svc-Other	KR	5000003822	12/10/2012	79.50
53150000	Contr Svc-Other	KR	5000003823	12/10/2012	265.00
53150000	Contr Svc-Other	KR	5000003824	12/10/2012	79.50
53150000	Contr Svc-Other	KR	5000003842	12/10/2012	1,203.98
53150000	Contr Svc-Other	KR	5000003843	12/10/2012	181.26
53150000	Contr Svc-Other	KR	5000003844	12/10/2012	2,738.33
53150000	Contr Svc-Other	KR	5000003845	12/10/2012	38.72
54140000	Rents-Equip	WE	5000003780	12/10/2012	315.88
54140000	Rents-Equip	WE	5000003781	12/10/2012	280.90
54140000	Rents-Equip	WE	5000003787	12/10/2012	(280.90)
54140000	Rents-Equip	WE	5000003788	12/10/2012	280.90
54140000	Rents-Equip	WE	5000003789	12/10/2012	(280.90)
54140000	Rents-Equip	WE	5000003790	12/10/2012	280.90
54140000	Rents-Equip	WE	5000003791	12/10/2012	(315.88)
54140000	Rents-Equip	WE	5000003792	12/10/2012	315.88
54140000	Rents-Equip	WE	5000003793	12/10/2012	(315.88)
54140000	Rents-Equip	WE	5000003794	12/10/2012	298.92
54140000	Rents-Equip	WE	5000003799	12/10/2012	(280.90)
54140000	Rents-Equip	WE	5000003800	12/10/2012	265.00
54140000	Rents-Equip	RE	5000003826	12/10/2012	(32.34)

## Kentucky American Water Company

Case No. 2012-00520

Response to PSC DR1, Item 31

Account	Description	Doc Type	Document Number	Posting Date	Amount
57010000	Uncoll Accts Exp	ZA	9400001516	12/10/2012	(152.96)
62520700	Misc Main Pvg/Bckfill	RE	5000003768	12/10/2012	(0.20)
71521000	M&J Expenses	DR	4000004770	12/10/2012	(2,049.44)
72802100	CIAC Receipt Non-Services Clear	DR	4000004712	12/10/2012	(46,004.00)
72802100	CIAC Receipt Non-Services Clear	DR	4000004763	12/10/2012	(297.90)
40111000	Res Sales Billed	ZA	9400001517	12/11/2012	(103,074.46)
40121000	Com Sales Billed	ZA	9400001517	12/11/2012	(32,387.55)
40131000	Ind Sales Billed	ZA	9400001517	12/11/2012	(7,166.05)
40145000	Priv Fire Billed	ZA	9400001517	12/11/2012	(5,360.36)
40151000	Publ Auth Billed	ZA	9400001517	12/11/2012	(40,000.82)
40310100	OthRev-Late Pymt Fee	ZA	9400001517	12/11/2012	(38.95)
40310400	OthRev-NSF Ck Chrg	ZA	9400001517	12/11/2012	(24.00)
40310500	OthRev-Appl/InitFee	ZA	9400001517	12/11/2012	(1,430.00)
40310700	OthRev-Reconnct Fee	ZA	9400001517	12/11/2012	(572.00)
51510000	Purchased Power	ZF	5000003691	12/11/2012	3,625.35
51510000	Purchased Power	ZN	5000003868	12/11/2012	4,158.63
51800000	Chemicals	SN	100002035	12/11/2012	(703.73)
52000000	M&S Expense (O&M)	ZI	9000001681	12/11/2012	159.00
52500000	Misc Expense (O&M)	RE	5000003894	12/11/2012	139.53
52500000	Misc Expense (O&M)	WE	5000003951	12/11/2012	103.03
52532000	Electricity	ZN	5000003868	12/11/2012	408.97
52535000	Meals Deductible	ZI	9000001610	12/11/2012	11.76
52535000	Meals Deductible	ZI	9000001625	12/11/2012	29.66
52535000	Meals Deductible	ZI	9000002091	12/11/2012	11.76
52535000	Meals Deductible	ZI	9000002129	12/11/2012	29.66
52542000	Forms	KR	5000003943	12/11/2012	377.10
52548000	Heating Oil/Gas	ZN	5000003868	12/11/2012	32.39
52550000	Janitorial	SN	100002170	12/11/2012	(78.00)
52554500	Lab Supplies	WE	5000003873	12/11/2012	(8,944.38)
52554500	Lab Supplies	WE	5000003874	12/11/2012	2,353.78
52554500	Lab Supplies	WE	5000003875	12/11/2012	470.76
52554500	Lab Supplies	WE	5000003876	12/11/2012	6,119.84
52554500	Lab Supplies	RE	5000003896	12/11/2012	20.01
52554500	Lab Supplies	RE	5000003898	12/11/2012	52.93
52554500	Lab Supplies	RE	5000003905	12/11/2012	105.94
52554500	Lab Supplies	RE	5000003912	12/11/2012	74.15
52554500	Lab Supplies	RE	5000003914	12/11/2012	31.37
52554500	Lab Supplies	WE	5000003915	12/11/2012	1,883.03
52554500	Lab Supplies	RE	5000003917	12/11/2012	16.91
52554500	Lab Supplies	RE	5000003920	12/11/2012	15.00
52554500	Lab Supplies	RE	5000003921	12/11/2012	33.49
52554500	Lab Supplies	RE	5000003922	12/11/2012	29.63
52554500	Lab Supplies	RE	5000003923	12/11/2012	43.43
52554500	Lab Supplies	RE	5000003924	12/11/2012	19.84
52554500	Lab Supplies	RE	5000003930	12/11/2012	17.67
52554500	Lab Supplies	RE	5000003932	12/11/2012	6.28
52554500	Lab Supplies	RE	5000003933	12/11/2012	25.14
52554500	Lab Supplies	RE	5000003934	12/11/2012	16.91
52554500	Lab Supplies	RE	5000003936	12/11/2012	18.81
52554500	Lab Supplies	RE	5000003937	12/11/2012	33.74
52554500	Lab Supplies	RE	5000003944	12/11/2012	105.95
52562500	Overnight Shippng	KR	5000003947	12/11/2012	217.28
52574000	Telephone	WE	5000003945	12/11/2012	10,064.22

Kentucky American Water Company  
Case No. 2012-00520  
Response to PSC DR1, Item 31

Account	Description	Doc Type	Document Number	Posting Date	Amount
52574000	Telephone	RE	5000003953	12/11/2012	(9,699.72)
52574000	Telephone	ZC	9400001455	12/11/2012	131.25
52574100	Cell Phone	ZC	9400001455	12/11/2012	14.95
52582000	Uniforms	ZI	9000001628	12/11/2012	39.28
52582000	Uniforms	ZI	9000001629	12/11/2012	188.89
52582000	Uniforms	ZI	9000001657	12/11/2012	39.28
52582000	Uniforms	ZI	9000001658	12/11/2012	257.01
52582000	Uniforms	ZI	9000002142	12/11/2012	39.28
52582000	Uniforms	ZI	9000002143	12/11/2012	188.89
52582000	Uniforms	ZI	9000002236	12/11/2012	39.28
52582000	Uniforms	ZI	9000002237	12/11/2012	257.01
52583000	Water & WW	KR	5000003866	12/11/2012	19.04
52583000	Water & WW	KR	5000003902	12/11/2012	998.64
53150000	Contr Svc-Other	SN	100002170	12/11/2012	(1,331.16)
53150000	Contr Svc-Other	WE	5000003864	12/11/2012	1,179.00
53150000	Contr Svc-Other	WE	5000003865	12/11/2012	1,183.00
53150000	Contr Svc-Other	KR	5000003867	12/11/2012	653.61
53150000	Contr Svc-Other	KR	5000003885	12/11/2012	79.50
53150000	Contr Svc-Other	KR	5000003941	12/11/2012	1,259.28
53150000	Contr Svc-Other	KR	5000003949	12/11/2012	33.32
53150000	Contr Svc-Other	ZI	9000001684	12/11/2012	109.85
57010000	Uncoll Accts Exp	ZA	9400001517	12/11/2012	(743.01)
40111000	Res Sales Billed	ZA	9400001518	12/12/2012	(145,678.14)
40121000	Com Sales Billed	ZA	9400001518	12/12/2012	(55,864.06)
40145000	Priv Fire Billed	ZA	9400001518	12/12/2012	(8,387.18)
40151000	Publ Auth Billed	ZA	9400001518	12/12/2012	(4,067.17)
40171000	Misc Sales Billed	DR	4000004938	12/12/2012	(3,000.00)
40171000	Misc Sales Billed	ZA	9400001518	12/12/2012	(21.60)
40221000	Com WW Svc Billed	ZA	9400001518	12/12/2012	(1,100.64)
40251000	PubAuth WW Billed	ZA	9400001518	12/12/2012	(406.85)
40310100	OthRev-Late Pymt Fee	ZA	9400001518	12/12/2012	(8,549.02)
40310400	OthRev-NSF Ck Chrg	ZA	9400001518	12/12/2012	(48.00)
40310500	OthRev-Appl/InitFee	ZA	9400001518	12/12/2012	(1,924.00)
40310700	OthRev-Reconnct Fee	ZA	9400001518	12/12/2012	(390.00)
50109900	Labor Cap Credits	UZ	2000000609	12/12/2012	(10,645.97)
50109900	Labor Cap Credits	UZ	2000000610	12/12/2012	6,211.34
50119900	LaborNSOT CapCredits	UZ	2000000609	12/12/2012	(2,999.38)
50119900	LaborNSOT CapCredits	UZ	2000000610	12/12/2012	(880.08)
50421100	401k Exp Cap Credits	UZ	2000000609	12/12/2012	(359.00)
50421100	401k Exp Cap Credits	UZ	2000000610	12/12/2012	128.62
50422100	DCP Exp Cap Credits	UZ	2000000609	12/12/2012	136.62
50422100	DCP Exp Cap Credits	UZ	2000000610	12/12/2012	(352.15)
50451000	Employee Awards	KR	5000003955	12/12/2012	144.80
50510100	PBOP Cap Credits	UZ	2000000609	12/12/2012	1,308.13
50510100	PBOP Cap Credits	UZ	2000000610	12/12/2012	1,129.43
50550100	Group Ins Cap Credts	UZ	2000000609	12/12/2012	(2,480.82)
50550100	Group Ins Cap Credts	UZ	2000000610	12/12/2012	953.50
50610100	Pension Cap Credits	UZ	2000000609	12/12/2012	1,740.88
50610100	Pension Cap Credits	UZ	2000000610	12/12/2012	1,773.38
52000000	M&S Expense (O&M)	UZ	2000000609	12/12/2012	(19,977.85)
52000000	M&S Expense (O&M)	UZ	2000000610	12/12/2012	2,921,927.39
52000000	M&S Expense (O&M)	WA	5000003982	12/12/2012	433.33
52000000	M&S Expense (O&M)	WA	5000003983	12/12/2012	68.57

Kentucky American Water Company  
Case No. 2012-00520  
Response to PSC DR1, Item 31

Account	Description	Doc Type	Document Number	Posting Date	Amount
52000000	M&S Expense (O&M)	WA	5000003984	12/12/2012	(143.33)
52000000	M&S Expense (O&M)	ZI	9000001624	12/12/2012	6.36
52000000	M&S Expense (O&M)	ZI	9000001626	12/12/2012	583.53
52000000	M&S Expense (O&M)	ZI	9000001633	12/12/2012	256.16
52000000	M&S Expense (O&M)	ZI	9000001638	12/12/2012	58.57
52000000	M&S Expense (O&M)	ZI	9000001639	12/12/2012	140.78
52000000	M&S Expense (O&M)	ZI	9000001645	12/12/2012	582.66
52000000	M&S Expense (O&M)	ZI	9000001646	12/12/2012	10.54
52000000	M&S Expense (O&M)	ZI	9000001647	12/12/2012	12.62
52000000	M&S Expense (O&M)	ZI	9000001652	12/12/2012	127.16
52000000	M&S Expense (O&M)	ZI	9000001656	12/12/2012	12.06
52000000	M&S Expense (O&M)	ZI	9000001662	12/12/2012	56.51
52000000	M&S Expense (O&M)	ZI	9000001671	12/12/2012	37.20
52000000	M&S Expense (O&M)	ZI	9000001673	12/12/2012	30.00
52000000	M&S Expense (O&M)	ZI	9000001677	12/12/2012	11.48
52000000	M&S Expense (O&M)	ZI	9000001678	12/12/2012	4.84
52000000	M&S Expense (O&M)	ZI	9000001680	12/12/2012	490.25
52000000	M&S Expense (O&M)	ZI	9000001682	12/12/2012	1,035.04
52000000	M&S Expense (O&M)	ZI	9000001685	12/12/2012	102.03
52000000	M&S Expense (O&M)	ZI	9000001686	12/12/2012	84.80
52000000	M&S Expense (O&M)	ZI	9000001687	12/12/2012	345.01
52000000	M&S Expense (O&M)	ZI	9000001689	12/12/2012	265.00
52000000	M&S Expense (O&M)	ZI	9000001695	12/12/2012	24.45
52000000	M&S Expense (O&M)	ZI	9000001696	12/12/2012	2,326.69
52000000	M&S Expense (O&M)	ZI	9000001697	12/12/2012	1,029.27
52000000	M&S Expense (O&M)	ZI	9000001704	12/12/2012	328.68
52000000	M&S Expense (O&M)	ZI	9000001705	12/12/2012	476.70
52000000	M&S Expense (O&M)	ZI	9000001707	12/12/2012	819.17
52000000	M&S Expense (O&M)	ZI	9000001710	12/12/2012	777.33
52000000	M&S Expense (O&M)	ZI	9000002123	12/12/2012	6.36
52000000	M&S Expense (O&M)	ZI	9000002136	12/12/2012	583.53
52000000	M&S Expense (O&M)	ZI	9000002151	12/12/2012	256.16
52000000	M&S Expense (O&M)	ZI	9000002173	12/12/2012	58.57
52000000	M&S Expense (O&M)	ZI	9000002174	12/12/2012	140.78
52000000	M&S Expense (O&M)	ZI	9000002191	12/12/2012	582.66
52000000	M&S Expense (O&M)	ZI	9000002192	12/12/2012	10.54
52000000	M&S Expense (O&M)	ZI	9000002195	12/12/2012	12.62
52000000	M&S Expense (O&M)	ZI	9000002220	12/12/2012	127.16
52000000	M&S Expense (O&M)	ZI	9000002231	12/12/2012	12.06
52000000	M&S Expense (O&M)	ZI	9000002252	12/12/2012	56.51
52500000	Misc Expense (O&M)	UZ	2000000609	12/12/2012	(247,052.86)
52500000	Misc Expense (O&M)	UZ	2000000610	12/12/2012	(238,220.33)
52500000	Misc Expense (O&M)	KR	5000003771	12/12/2012	543.78
52500000	Misc Expense (O&M)	WE	5000003980	12/12/2012	1,484.00
52500000	Misc Expense (O&M)	WE	5000003981	12/12/2012	6,349.40
52500000	Misc Expense (O&M)	ZI	9000001655	12/12/2012	37.87
52500000	Misc Expense (O&M)	ZI	9000001661	12/12/2012	34.03
52500000	Misc Expense (O&M)	ZI	9000001675	12/12/2012	484.95
52500000	Misc Expense (O&M)	ZI	9000002230	12/12/2012	37.87
52500000	Misc Expense (O&M)	ZI	9000002247	12/12/2012	34.03
52524000	Co Dues/Mmbrshp Ded	ZI	9000001554	12/12/2012	320.00
52534000	Employee Expenses	ZI	9000001586	12/12/2012	38.00
52534000	Employee Expenses	ZI	9000001596	12/12/2012	49.00

## Kentucky American Water Company

Case No. 2012-00520

Response to PSC DR1, Item 31

Account	Description	Doc Type	Document Number	Posting Date	Amount
52534000	Employee Expenses	ZI	9000001602	12/12/2012	654.90
52534000	Employee Expenses	ZI	9000001609	12/12/2012	363.96
52534000	Employee Expenses	ZI	9000001611	12/12/2012	363.96
52534000	Employee Expenses	ZI	9000001619	12/12/2012	40.00
52534000	Employee Expenses	ZI	9000001644	12/12/2012	80.00
52534000	Employee Expenses	ZI	9000001648	12/12/2012	5.00
52534000	Employee Expenses	ZI	9000002058	12/12/2012	38.00
52534000	Employee Expenses	ZI	9000002073	12/12/2012	49.00
52534000	Employee Expenses	ZI	9000002083	12/12/2012	654.90
52534000	Employee Expenses	ZI	9000002090	12/12/2012	363.96
52534000	Employee Expenses	ZI	9000002092	12/12/2012	363.96
52534000	Employee Expenses	ZI	9000002105	12/12/2012	40.00
52534000	Employee Expenses	ZI	9000002190	12/12/2012	80.00
52534000	Employee Expenses	ZI	9000002207	12/12/2012	5.00
52534200	Conferences & Reg	ZI	9000001615	12/12/2012	90.00
52534200	Conferences & Reg	ZI	9000001616	12/12/2012	90.00
52534200	Conferences & Reg	ZI	9000001621	12/12/2012	90.00
52534200	Conferences & Reg	ZI	9000001622	12/12/2012	90.00
52534200	Conferences & Reg	ZI	9000002097	12/12/2012	90.00
52534200	Conferences & Reg	ZI	9000002098	12/12/2012	90.00
52534200	Conferences & Reg	ZI	9000002114	12/12/2012	90.00
52534200	Conferences & Reg	ZI	9000002115	12/12/2012	90.00
52535000	Meals Deductible	ZI	9000001555	12/12/2012	10.00
52535000	Meals Deductible	ZI	9000001556	12/12/2012	10.00
52535000	Meals Deductible	ZI	9000001557	12/12/2012	10.00
52535000	Meals Deductible	ZI	9000001558	12/12/2012	10.00
52535000	Meals Deductible	ZI	9000001559	12/12/2012	9.58
52535000	Meals Deductible	ZI	9000001560	12/12/2012	10.58
52535000	Meals Deductible	ZI	9000001561	12/12/2012	9.08
52535000	Meals Deductible	ZI	9000001562	12/12/2012	4.55
52535000	Meals Deductible	ZI	9000001563	12/12/2012	16.59
52535000	Meals Deductible	ZI	9000001564	12/12/2012	9.51
52535000	Meals Deductible	ZI	9000001565	12/12/2012	7.82
52535000	Meals Deductible	ZI	9000001566	12/12/2012	10.00
52535000	Meals Deductible	ZI	9000001567	12/12/2012	10.00
52535000	Meals Deductible	ZI	9000001568	12/12/2012	10.00
52535000	Meals Deductible	ZI	9000001570	12/12/2012	10.00
52535000	Meals Deductible	ZI	9000001571	12/12/2012	9.51
52535000	Meals Deductible	ZI	9000001572	12/12/2012	9.51
52535000	Meals Deductible	ZI	9000001573	12/12/2012	9.73
52535000	Meals Deductible	ZI	9000001574	12/12/2012	9.31
52535000	Meals Deductible	ZI	9000001575	12/12/2012	37.60
52535000	Meals Deductible	ZI	9000001577	12/12/2012	6.63
52535000	Meals Deductible	ZI	9000001578	12/12/2012	5.88
52535000	Meals Deductible	ZI	9000001579	12/12/2012	7.58
52535000	Meals Deductible	ZI	9000001580	12/12/2012	6.75
52535000	Meals Deductible	ZI	9000001582	12/12/2012	11.33
52535000	Meals Deductible	ZI	9000001587	12/12/2012	6.97
52535000	Meals Deductible	ZI	9000001588	12/12/2012	2.75
52535000	Meals Deductible	ZI	9000001589	12/12/2012	5.29
52535000	Meals Deductible	ZI	9000001590	12/12/2012	26.64
52535000	Meals Deductible	ZI	9000001591	12/12/2012	15.66
52535000	Meals Deductible	ZI	9000001594	12/12/2012	10.60

## Kentucky American Water Company

Case No. 2012-00520

Response to PSC DR1, Item 31

Account	Description	Doc Type	Document Number	Posting Date	Amount
52535000	Meals Deductible	ZI	9000001595	12/12/2012	2.75
52535000	Meals Deductible	ZI	9000001597	12/12/2012	6.13
52535000	Meals Deductible	ZI	9000001598	12/12/2012	30.16
52535000	Meals Deductible	ZI	9000001601	12/12/2012	12.70
52535000	Meals Deductible	ZI	9000001603	12/12/2012	15.13
52535000	Meals Deductible	ZI	9000001604	12/12/2012	12.26
52535000	Meals Deductible	ZI	9000001608	12/12/2012	9.72
52535000	Meals Deductible	ZI	9000001612	12/12/2012	9.72
52535000	Meals Deductible	ZI	9000001613	12/12/2012	8.03
52535000	Meals Deductible	ZI	9000001614	12/12/2012	9.07
52535000	Meals Deductible	ZI	9000001620	12/12/2012	10.00
52535000	Meals Deductible	ZI	9000001630	12/12/2012	7.19
52535000	Meals Deductible	ZI	9000001636	12/12/2012	318.30
52535000	Meals Deductible	ZI	9000001649	12/12/2012	20.03
52535000	Meals Deductible	ZI	9000001653	12/12/2012	7.82
52535000	Meals Deductible	ZI	9000001665	12/12/2012	231.95
52535000	Meals Deductible	ZI	9000001666	12/12/2012	13.98
52535000	Meals Deductible	ZI	9000001668	12/12/2012	10.00
52535000	Meals Deductible	ZI	9000001669	12/12/2012	6.77
52535000	Meals Deductible	ZI	9000001670	12/12/2012	7.18
52535000	Meals Deductible	ZI	9000001999	12/12/2012	10.00
52535000	Meals Deductible	ZI	9000002000	12/12/2012	10.00
52535000	Meals Deductible	ZI	9000002001	12/12/2012	10.00
52535000	Meals Deductible	ZI	9000002002	12/12/2012	10.00
52535000	Meals Deductible	ZI	9000002003	12/12/2012	9.58
52535000	Meals Deductible	ZI	9000002004	12/12/2012	10.58
52535000	Meals Deductible	ZI	9000002005	12/12/2012	9.08
52535000	Meals Deductible	ZI	9000002007	12/12/2012	4.55
52535000	Meals Deductible	ZI	9000002012	12/12/2012	16.59
52535000	Meals Deductible	ZI	9000002014	12/12/2012	9.51
52535000	Meals Deductible	ZI	9000002015	12/12/2012	7.82
52535000	Meals Deductible	ZI	9000002021	12/12/2012	10.00
52535000	Meals Deductible	ZI	9000002026	12/12/2012	10.00
52535000	Meals Deductible	ZI	9000002029	12/12/2012	10.00
52535000	Meals Deductible	ZI	9000002033	12/12/2012	10.00
52535000	Meals Deductible	ZI	9000002034	12/12/2012	9.51
52535000	Meals Deductible	ZI	9000002035	12/12/2012	9.51
52535000	Meals Deductible	ZI	9000002036	12/12/2012	9.73
52535000	Meals Deductible	ZI	9000002037	12/12/2012	9.31
52535000	Meals Deductible	ZI	9000002040	12/12/2012	37.60
52535000	Meals Deductible	ZI	9000002045	12/12/2012	6.63
52535000	Meals Deductible	ZI	9000002046	12/12/2012	5.88
52535000	Meals Deductible	ZI	9000002047	12/12/2012	7.58
52535000	Meals Deductible	ZI	9000002048	12/12/2012	6.75
52535000	Meals Deductible	ZI	9000002054	12/12/2012	11.33
52535000	Meals Deductible	ZI	9000002060	12/12/2012	6.97
52535000	Meals Deductible	ZI	9000002061	12/12/2012	2.75
52535000	Meals Deductible	ZI	9000002062	12/12/2012	5.29
52535000	Meals Deductible	ZI	9000002063	12/12/2012	26.64
52535000	Meals Deductible	ZI	9000002065	12/12/2012	15.66
52535000	Meals Deductible	ZI	9000002069	12/12/2012	10.60
52535000	Meals Deductible	ZI	9000002072	12/12/2012	2.75
52535000	Meals Deductible	ZI	9000002074	12/12/2012	6.13

## Kentucky American Water Company

Case No. 2012-00520

Response to PSC DR1, Item 31

Account	Description	Doc Type	Document Number	Posting Date	Amount
52535000	Meals Deductible	ZI	9000002076	12/12/2012	30.16
52535000	Meals Deductible	ZI	9000002081	12/12/2012	12.70
52535000	Meals Deductible	ZI	9000002084	12/12/2012	15.13
52535000	Meals Deductible	ZI	9000002085	12/12/2012	12.26
52535000	Meals Deductible	ZI	9000002089	12/12/2012	9.72
52535000	Meals Deductible	ZI	9000002094	12/12/2012	9.72
52535000	Meals Deductible	ZI	9000002095	12/12/2012	8.03
52535000	Meals Deductible	ZI	9000002096	12/12/2012	9.07
52535000	Meals Deductible	ZI	9000002109	12/12/2012	10.00
52535000	Meals Deductible	ZI	9000002145	12/12/2012	7.19
52535000	Meals Deductible	ZI	9000002158	12/12/2012	318.30
52535000	Meals Deductible	ZI	9000002208	12/12/2012	20.03
52535000	Meals Deductible	ZI	9000002221	12/12/2012	7.82
52535000	Meals Deductible	ZI	9000002264	12/12/2012	231.95
52535000	Meals Deductible	ZI	9000002276	12/12/2012	13.98
52535000	Meals Deductible	ZI	9000002334	12/12/2012	10.00
52535000	Meals Deductible	ZI	9000002335	12/12/2012	6.77
52535000	Meals Deductible	ZI	9000002336	12/12/2012	7.18
52550000	Janitorial	ZI	9000001637	12/12/2012	8.54
52550000	Janitorial	ZI	9000001664	12/12/2012	8.54
52550000	Janitorial	ZI	9000001693	12/12/2012	100.48
52550000	Janitorial	ZI	9000001706	12/12/2012	4.27
52550000	Janitorial	ZI	9000002159	12/12/2012	8.54
52550000	Janitorial	ZI	9000002256	12/12/2012	8.54
52554500	Lab Supplies	UZ	2000000609	12/12/2012	(7,610.05)
52554500	Lab Supplies	UZ	2000000610	12/12/2012	(41,327.54)
52554500	Lab Supplies	WE	5000003962	12/12/2012	4,697.92
52554500	Lab Supplies	WE	5000003963	12/12/2012	8,160.20
52554500	Lab Supplies	WE	5000003972	12/12/2012	1,398.47
52554500	Lab Supplies	WE	5000003973	12/12/2012	587.44
52554500	Lab Supplies	WE	5000003974	12/12/2012	212.27
52554500	Lab Supplies	WE	5000003975	12/12/2012	1,481.05
52554500	Lab Supplies	WE	5000003976	12/12/2012	786.71
52554500	Lab Supplies	WE	5000003977	12/12/2012	1,556.53
52554500	Lab Supplies	WE	5000003978	12/12/2012	809.18
52554500	Lab Supplies	WE	5000003979	12/12/2012	5,660.06
52562000	Office Supplies	WE	5000003957	12/12/2012	208.26
52562000	Office Supplies	ZI	9000001627	12/12/2012	386.73
52562000	Office Supplies	ZI	9000001651	12/12/2012	410.29
52562000	Office Supplies	ZI	9000001691	12/12/2012	297.03
52562000	Office Supplies	ZI	9000001694	12/12/2012	113.68
52562000	Office Supplies	ZI	9000001709	12/12/2012	75.67
52562000	Office Supplies	ZI	9000001710	12/12/2012	55.38
52562000	Office Supplies	ZI	9000002137	12/12/2012	386.73
52562000	Office Supplies	ZI	9000002219	12/12/2012	410.29
52562500	Overnight Shippng	UZ	2000000609	12/12/2012	(12.62)
52574000	Telephone	UZ	2000000609	12/12/2012	(10,064.22)
52574000	Telephone	UZ	2000000610	12/12/2012	9,542.71
52574100	Cell Phone	ZI	9000001650	12/12/2012	16.95
52574100	Cell Phone	ZI	9000002218	12/12/2012	16.95
52578000	Trash Removal	ZI	9000001690	12/12/2012	96.20
52582000	Uniforms	ZI	9000001631	12/12/2012	82.64
52582000	Uniforms	ZI	9000001632	12/12/2012	92.50



## Kentucky American Water Company

Case No. 2012-00520

Response to PSC DR1, Item 31

Account	Description	Doc Type	Document Number	Posting Date	Amount
52582000	Uniforms	ZI	9000001637	12/12/2012	32.05
52582000	Uniforms	ZI	9000001640	12/12/2012	111.30
52582000	Uniforms	ZI	9000001659	12/12/2012	69.19
52582000	Uniforms	ZI	9000001660	12/12/2012	64.45
52582000	Uniforms	ZI	9000001664	12/12/2012	28.10
52582000	Uniforms	ZI	9000001667	12/12/2012	100.00
52582000	Uniforms	ZI	9000001674	12/12/2012	111.30
52582000	Uniforms	ZI	9000001676	12/12/2012	111.30
52582000	Uniforms	ZI	9000001683	12/12/2012	96.73
52582000	Uniforms	ZI	9000001688	12/12/2012	74.71
52582000	Uniforms	ZI	9000001706	12/12/2012	55.66
52582000	Uniforms	ZI	9000002149	12/12/2012	82.64
52582000	Uniforms	ZI	9000002150	12/12/2012	92.50
52582000	Uniforms	ZI	9000002159	12/12/2012	32.05
52582000	Uniforms	ZI	9000002179	12/12/2012	111.30
52582000	Uniforms	ZI	9000002240	12/12/2012	69.19
52582000	Uniforms	ZI	9000002241	12/12/2012	64.45
52582000	Uniforms	ZI	9000002256	12/12/2012	28.10
52582000	Uniforms	ZI	9000002282	12/12/2012	100.00
52583000	Water & WW	KA	5000003964	12/12/2012	(140.50)
52583000	Water & WW	KR	5000003988	12/12/2012	28.56
52599800	PCard Undistributed	UZ	2000000609	12/12/2012	(599.90)
53110000	Contr Svc-Eng	UZ	2000000610	12/12/2012	(3,382.82)
53150000	Contr Svc-Other	SN	100002220	12/12/2012	(1,335.15)
53150000	Contr Svc-Other	UZ	2000000609	12/12/2012	(226,457.40)
53150000	Contr Svc-Other	UZ	2000000610	12/12/2012	(20,592.40)
53150000	Contr Svc-Other	RE	5000003969	12/12/2012	(6,514.50)
53150000	Contr Svc-Other	WE	5000003970	12/12/2012	979.00
53150000	Contr Svc-Other	RE	5000003971	12/12/2012	(5,437.35)
53150000	Contr Svc-Other	KR	5000003986	12/12/2012	73.03
53150000	Contr Svc-Other	KR	5000003987	12/12/2012	68.13
53150000	Contr Svc-Other	ZI	9000001654	12/12/2012	52.00
53150000	Contr Svc-Other	ZI	9000001663	12/12/2012	68.90
53150000	Contr Svc-Other	ZI	9000001708	12/12/2012	70.45
53150000	Contr Svc-Other	ZI	9000002229	12/12/2012	52.00
53150000	Contr Svc-Other	ZI	9000002255	12/12/2012	68.90
55000000	Transportation (O&M)	ZI	9000001672	12/12/2012	5.31
55000000	Transportation (O&M)	ZI	9000001679	12/12/2012	117.65
55000100	Trans Cap Credits	UZ	2000000609	12/12/2012	576.21
55000100	Trans Cap Credits	UZ	2000000610	12/12/2012	769.60
55720100	Ins W/C Cap Credits	UZ	2000000609	12/12/2012	177.09
55720100	Ins W/C Cap Credits	UZ	2000000610	12/12/2012	291.57
57010000	Uncoll Accts Exp	ZA	9400001518	12/12/2012	(408.23)
62520700	Misc Main Pvg/Bckfill	UZ	2000000609	12/12/2012	(48,832.80)
62520700	Misc Main Pvg/Bckfill	UZ	2000000610	12/12/2012	(24,199.40)
68533100	FICA Cap Credits	UZ	2000000609	12/12/2012	(862.54)
68533100	FICA Cap Credits	UZ	2000000610	12/12/2012	287.71
68535100	SUTA Cap Credits	UZ	2000000609	12/12/2012	0.28
72801100	Adv Receipt Non-Services Clear	UZ	2000000610	12/12/2012	158,289.00
72802000	CIAC Receipt Services Clearing	DR	4000004934	12/12/2012	(1,569.00)
72802100	CIAC Receipt Non-Services Clear	UZ	2000000609	12/12/2012	135,021.00
72802100	CIAC Receipt Non-Services Clear	UZ	2000000610	12/12/2012	297.90
72802100	CIAC Receipt Non-Services Clear	DR	4000004918	12/12/2012	(4,085.00)

Kentucky American Water Company  
Case No. 2012-00520  
Response to PSC DR1, Item 31

Account	Description	Doc Type	Document Number	Posting Date	Amount
72802100	CIAC Receipt Non-Services Clear DR		4000004932	12/12/2012	(1,634.00)
72802100	CIAC Receipt Non-Services Clear DR		4000004935	12/12/2012	(817.00)
72803000	Salvage/Scrap Receipt Clearing	UZ	2000000610	12/12/2012	20,366.45
88107000	CAP Move-CWIP	UZ	2000000608	12/12/2012	432,837.37
88107000	CAP Move-CWIP	UZ	2000000611	12/12/2012	(2,589,353.31)
88252170	CAP Move-ADV NT WIP	UZ	2000000611	12/12/2012	(158,289.00)
88257100	CAP Move-RWIP	UZ	2000000608	12/12/2012	25,805.88
88257100	CAP Move-RWIP	UZ	2000000611	12/12/2012	70,299.28
88271170	CAP Move-CIAC NT WIP	UZ	2000000608	12/12/2012	(90,903.00)
88271170	CAP Move-CIAC NT WIP	UZ	2000000611	12/12/2012	(44,415.90)
88900000	CAP Move-Settlement	UZ	2000000608	12/12/2012	2,595,717.44
88900000	CAP Move-Settlement	UZ	2000000611	12/12/2012	(241,698.76)
40111000	Res Sales Billed	ZA	9400001519	12/13/2012	(234,934.62)
40121000	Com Sales Billed	ZA	9400001519	12/13/2012	(69,786.83)
40145000	Priv Fire Billed	ZA	9400001519	12/13/2012	(6,310.98)
40151000	Publ Auth Billed	ZA	9400001519	12/13/2012	(759.49)
40161000	Sls/Rsle Billed	ZA	9400001519	12/13/2012	(836.81)
40171000	Misc Sales Billed	ZA	9400001519	12/13/2012	(758.57)
40211000	Dom WW Svc Billed	ZA	9400001519	12/13/2012	(77.76)
40221000	Com WW Svc Billed	ZA	9400001519	12/13/2012	(153.87)
40251000	PubAuth WW Billed	ZA	9400001519	12/13/2012	(358.21)
40310100	OthRev-Late Pymt Fee	ZA	9400001519	12/13/2012	(39.51)
40310400	OthRev-NSF Ck Chrg	ZA	9400001519	12/13/2012	(84.00)
40310500	OthRev-Appl/InitFee	ZA	9400001519	12/13/2012	(2,860.00)
40310700	OthRev-Reconnct Fee	ZA	9400001519	12/13/2012	(572.00)
50451000	Employee Awards	KR	5000004023	12/13/2012	611.91
51010000	Purchased Water	KR	5000004035	12/13/2012	2,333.13
51510000	Purchased Power	ZN	5000003990	12/13/2012	9,544.46
52000000	M&S Expense (O&M)	ZI	9000001754	12/13/2012	159.49
52000000	M&S Expense (O&M)	ZI	9000001760	12/13/2012	64.16
52000000	M&S Expense (O&M)	ZI	9000001766	12/13/2012	8.65
52000000	M&S Expense (O&M)	ZI	9000001788	12/13/2012	762.47
52000000	M&S Expense (O&M)	ZI	9000001789	12/13/2012	1,443.99
52000000	M&S Expense (O&M)	ZI	9000001791	12/13/2012	557.18
52000000	M&S Expense (O&M)	ZI	9000001815	12/13/2012	518.17
52000000	M&S Expense (O&M)	ZI	9000001822	12/13/2012	811.45
52000000	M&S Expense (O&M)	ZI	9000001826	12/13/2012	9.51
52000000	M&S Expense (O&M)	ZI	9000001827	12/13/2012	128.47
52000000	M&S Expense (O&M)	ZI	9000001828	12/13/2012	3.34
52000000	M&S Expense (O&M)	ZI	9000001852	12/13/2012	759.09
52000000	M&S Expense (O&M)	ZI	9000001853	12/13/2012	545.00
52000000	M&S Expense (O&M)	ZI	9000001871	12/13/2012	14.14
52000000	M&S Expense (O&M)	ZI	9000001872	12/13/2012	1,244.06
52000000	M&S Expense (O&M)	ZI	9000001873	12/13/2012	565.00
52000000	M&S Expense (O&M)	ZI	9000001876	12/13/2012	921.13
52000000	M&S Expense (O&M)	ZI	9000001877	12/13/2012	487.53
52000000	M&S Expense (O&M)	ZI	9000001892	12/13/2012	1,569.11
52000000	M&S Expense (O&M)	ZI	9000001915	12/13/2012	186.56
52000000	M&S Expense (O&M)	ZI	9000001916	12/13/2012	205.62
52000000	M&S Expense (O&M)	ZI	9000001924	12/13/2012	11.55
52000000	M&S Expense (O&M)	ZI	9000001929	12/13/2012	26.36
52000000	M&S Expense (O&M)	ZI	9000001932	12/13/2012	97.48
52000000	M&S Expense (O&M)	ZI	9000002113	12/13/2012	159.49

Kentucky American Water Company  
Case No. 2012-00520  
Response to PSC DR1, Item 31

Account	Description	Doc Type	Document Number	Posting Date	Amount
52000000	M&S Expense (O&M)	ZI	9000002122	12/13/2012	64.16
52000000	M&S Expense (O&M)	ZI	9000002130	12/13/2012	8.65
52000000	M&S Expense (O&M)	ZI	9000002170	12/13/2012	762.47
52000000	M&S Expense (O&M)	ZI	9000002171	12/13/2012	1,443.99
52000000	M&S Expense (O&M)	ZI	9000002178	12/13/2012	557.18
52000000	M&S Expense (O&M)	ZI	9000002215	12/13/2012	518.17
52000000	M&S Expense (O&M)	ZI	9000002228	12/13/2012	811.45
52000000	M&S Expense (O&M)	ZI	9000002243	12/13/2012	9.51
52000000	M&S Expense (O&M)	ZI	9000002244	12/13/2012	128.47
52000000	M&S Expense (O&M)	ZI	9000002245	12/13/2012	3.34
52000000	M&S Expense (O&M)	ZI	9000002284	12/13/2012	759.09
52000000	M&S Expense (O&M)	ZI	9000002285	12/13/2012	545.00
52500000	Misc Expense (O&M)	SA	100002216	12/13/2012	(0.16)
52500000	Misc Expense (O&M)	SN	100002231	12/13/2012	(863.24)
52500000	Misc Expense (O&M)	WE	5000004006	12/13/2012	603.72
52500000	Misc Expense (O&M)	RE	5000004051	12/13/2012	344.50
52500000	Misc Expense (O&M)	ZI	9000001794	12/13/2012	821.50
52500000	Misc Expense (O&M)	ZI	9000001800	12/13/2012	190.79
52500000	Misc Expense (O&M)	ZI	9000001847	12/13/2012	540.56
52500000	Misc Expense (O&M)	ZI	9000002182	12/13/2012	821.50
52500000	Misc Expense (O&M)	ZI	9000002196	12/13/2012	190.79
52500000	Misc Expense (O&M)	ZI	9000002278	12/13/2012	540.56
52514600	Charitb Don-Commnty	ZF	5000004014	12/13/2012	250.00
52514600	Charitb Don-Commnty	ZF	5000004017	12/13/2012	1,500.00
52532000	Electricity	ZN	5000003990	12/13/2012	674.94
52534200	Conferences & Reg	ZI	9000001798	12/13/2012	65.00
52534200	Conferences & Reg	ZI	9000002193	12/13/2012	65.00
52535000	Meals Deductible	ZI	9000001739	12/13/2012	40.20
52535000	Meals Deductible	ZI	9000001845	12/13/2012	37.74
52535000	Meals Deductible	ZI	9000002071	12/13/2012	40.20
52535000	Meals Deductible	ZI	9000002273	12/13/2012	37.74
52554500	Lab Supplies	ZI	9000001797	12/13/2012	387.89
52554500	Lab Supplies	ZI	9000001840	12/13/2012	230.67
52554500	Lab Supplies	ZI	9000002185	12/13/2012	387.89
52554500	Lab Supplies	ZI	9000002266	12/13/2012	230.67
52562000	Office Supplies	RE	5000004022	12/13/2012	15.81
52562000	Office Supplies	ZI	9000001777	12/13/2012	224.45
52562000	Office Supplies	ZI	9000002146	12/13/2012	224.45
52578000	Trash Removal	KR	5000004036	12/13/2012	41.04
52582000	Uniforms	ZI	9000001737	12/13/2012	99.21
52582000	Uniforms	ZI	9000001787	12/13/2012	95.39
52582000	Uniforms	ZI	9000001881	12/13/2012	84.79
52582000	Uniforms	ZI	9000002064	12/13/2012	99.21
52582000	Uniforms	ZI	9000002169	12/13/2012	95.39
52585000	Discounts Available	ZP	3000007820	12/13/2012	(111.12)
53150000	Contr Svc-Other	KR	5000003989	12/13/2012	64.97
53150000	Contr Svc-Other	WE	5000004027	12/13/2012	2,872.00
53150000	Contr Svc-Other	WE	5000004028	12/13/2012	24,438.00
53150000	Contr Svc-Other	WE	5000004029	12/13/2012	24,438.00
53150000	Contr Svc-Other	RE	5000004031	12/13/2012	10,199.00
53150000	Contr Svc-Other	KR	5000004034	12/13/2012	3,563.75
53150000	Contr Svc-Other	KR	5000004040	12/13/2012	159.00
53150000	Contr Svc-Other	KR	5000004041	12/13/2012	79.50

## Kentucky American Water Company

Case No. 2012-00520

Response to PSC DR1, Item 31

Account	Description	Doc Type	Document Number	Posting Date	Amount
53150000	Contr Svc-Other	KR	5000004042	12/13/2012	79.50
53150000	Contr Svc-Other	ZI	9000001775	12/13/2012	500.00
53150000	Contr Svc-Other	ZI	9000002141	12/13/2012	500.00
54110000	Rents-Real Prop	KR	5000003991	12/13/2012	150.00
54110000	Rents-Real Prop	KR	5000003992	12/13/2012	150.00
54110000	Rents-Real Prop	KR	5000003993	12/13/2012	150.00
54110000	Rents-Real Prop	KR	5000003994	12/13/2012	150.00
54110000	Rents-Real Prop	KR	5000003995	12/13/2012	150.00
54110000	Rents-Real Prop	KR	5000003996	12/13/2012	100.00
54110000	Rents-Real Prop	KR	5000003997	12/13/2012	150.00
54110000	Rents-Real Prop	KR	5000003998	12/13/2012	150.00
57010000	Uncoll Accts Exp	ZA	9400001519	12/13/2012	(8.44)
71521000	M&J Expenses	DR	4000004927	12/13/2012	(3,619.33)
71521000	M&J Expenses	DR	4000004929	12/13/2012	(610.63)
71521000	M&J Expenses	DR	4000004936	12/13/2012	(368.07)
71521000	M&J Expenses	DR	4000004937	12/13/2012	(2,113.51)
72802100	CIAC Receipt Non-Services Clear	UZ	2000000612	12/13/2012	53,700.00
72802100	CIAC Receipt Non-Services Clear	DR	4000004811	12/13/2012	(53,700.00)
88271170	CAP Move-CIAC NT WIP	UZ	2000000613	12/13/2012	(53,700.00)
88900000	CAP Move-Settlement	UZ	2000000613	12/13/2012	53,700.00
40111000	Res Sales Billed	ZA	9400001521	12/14/2012	(107,420.44)
40121000	Com Sales Billed	ZA	9400001521	12/14/2012	(49,553.75)
40131000	Ind Sales Billed	ZA	9400001521	12/14/2012	(3,730.67)
40145000	Priv Fire Billed	ZA	9400001521	12/14/2012	(4,724.67)
40151000	Publ Auth Billed	ZA	9400001521	12/14/2012	(4,247.90)
40171000	Misc Sales Billed	DR	4000004931	12/14/2012	(3,000.00)
40310100	OthRev-Late Pymt Fee	ZA	9400001521	12/14/2012	(4,771.48)
40310400	OthRev-NSF Ck Chrg	ZA	9400001521	12/14/2012	(60.00)
40310500	OthRev-Appl/InitFee	ZA	9400001521	12/14/2012	(1,898.00)
40310700	OthRev-Reconnct Fee	ZA	9400001521	12/14/2012	(364.00)
50100000	Labor Expense	PA	7000000174	12/14/2012	265,750.81
50110000	Labor NS OT -Natural	PA	7000000174	12/14/2012	33,105.89
50120000	Labor OT - Natural	PA	7000000174	12/14/2012	511.68
50421000	401k Expense	PA	7000000174	12/14/2012	5,619.34
50422000	DCP Expense	PA	7000000174	12/14/2012	7,637.50
50450000	Other Welfare	PA	7000000174	12/14/2012	562.78
50450000	Other Welfare	ZI	9000001890	12/14/2012	26.36
50452000	Emp Physical Exams	KR	5000004070	12/14/2012	1,113.00
50456000	Tuition Aid	PA	7000000174	12/14/2012	1,245.00
50457000	Training	ZI	9000001729	12/14/2012	(64.38)
50457000	Training	ZI	9000001799	12/14/2012	9.85
50457000	Training	ZI	9000001805	12/14/2012	66.90
50457000	Training	ZI	9000001806	12/14/2012	45.70
50457000	Training	ZI	9000001823	12/14/2012	6.69
50457000	Training	ZI	9000001824	12/14/2012	54.42
50457000	Training	ZI	9000001835	12/14/2012	74.10
50457000	Training	ZI	9000001850	12/14/2012	23.31
50457000	Training	ZI	9000002032	12/14/2012	(64.38)
50457000	Training	ZI	9000002194	12/14/2012	9.85
50457000	Training	ZI	9000002203	12/14/2012	66.90
50457000	Training	ZI	9000002204	12/14/2012	45.70
50457000	Training	ZI	9000002234	12/14/2012	6.69
50457000	Training	ZI	9000002235	12/14/2012	54.42

## Kentucky American Water Company

Case No. 2012-00520

Response to PSC DR1, Item 31

Account	Description	Doc Type	Document Number	Posting Date	Amount
50457000	Training	ZI	9000002259	12/14/2012	74.10
50457000	Training	ZI	9000002281	12/14/2012	23.31
50510100	PBOP Cap Credits	UZ	2000000616	12/14/2012	(3,514.23)
50550000	Group Insur Expense	PA	7000000174	12/14/2012	58,699.27
50610100	Pension Cap Credits	UZ	2000000616	12/14/2012	(4,969.69)
50610100	Pension Cap Credits	UZ	2000000617	12/14/2012	(96.79)
51510000	Purchased Power	ZN	5000004056	12/14/2012	3,125.23
52000000	M&S Expense (O&M)	KR	5000004061	12/14/2012	301.82
52000000	M&S Expense (O&M)	ZI	9000001751	12/14/2012	28.56
52000000	M&S Expense (O&M)	ZI	9000001752	12/14/2012	173.25
52000000	M&S Expense (O&M)	ZI	9000001753	12/14/2012	47.45
52000000	M&S Expense (O&M)	ZI	9000001779	12/14/2012	5.00
52000000	M&S Expense (O&M)	ZI	9000001780	12/14/2012	27.83
52000000	M&S Expense (O&M)	ZI	9000001781	12/14/2012	25.00
52000000	M&S Expense (O&M)	ZI	9000001792	12/14/2012	475.49
52000000	M&S Expense (O&M)	ZI	9000001807	12/14/2012	159.00
52000000	M&S Expense (O&M)	ZI	9000001819	12/14/2012	28.60
52000000	M&S Expense (O&M)	ZI	9000001820	12/14/2012	288.48
52000000	M&S Expense (O&M)	ZI	9000001830	12/14/2012	29.51
52000000	M&S Expense (O&M)	ZI	9000001851	12/14/2012	25.36
52000000	M&S Expense (O&M)	ZI	9000001887	12/14/2012	163.58
52000000	M&S Expense (O&M)	ZI	9000001889	12/14/2012	159.00
52000000	M&S Expense (O&M)	ZI	9000001898	12/14/2012	36.01
52000000	M&S Expense (O&M)	ZI	9000001911	12/14/2012	22.15
52000000	M&S Expense (O&M)	ZI	9000001921	12/14/2012	225.00
52000000	M&S Expense (O&M)	ZI	9000001925	12/14/2012	260.76
52000000	M&S Expense (O&M)	ZI	9000001927	12/14/2012	173.04
52000000	M&S Expense (O&M)	ZI	9000001966	12/14/2012	159.00
52000000	M&S Expense (O&M)	ZI	9000002110	12/14/2012	28.56
52000000	M&S Expense (O&M)	ZI	9000002111	12/14/2012	173.25
52000000	M&S Expense (O&M)	ZI	9000002112	12/14/2012	47.45
52000000	M&S Expense (O&M)	ZI	9000002161	12/14/2012	5.00
52000000	M&S Expense (O&M)	ZI	9000002162	12/14/2012	27.83
52000000	M&S Expense (O&M)	ZI	9000002163	12/14/2012	25.00
52000000	M&S Expense (O&M)	ZI	9000002180	12/14/2012	475.49
52000000	M&S Expense (O&M)	ZI	9000002205	12/14/2012	159.00
52000000	M&S Expense (O&M)	ZI	9000002225	12/14/2012	28.60
52000000	M&S Expense (O&M)	ZI	9000002226	12/14/2012	288.48
52000000	M&S Expense (O&M)	ZI	9000002248	12/14/2012	29.51
52000000	M&S Expense (O&M)	ZI	9000002283	12/14/2012	25.36
52500000	Misc Expense (O&M)	UZ	2000000614	12/14/2012	(344.50)
52500000	Misc Expense (O&M)	UZ	2000000622	12/14/2012	(4,480.94)
52500000	Misc Expense (O&M)	KR	5000004053	12/14/2012	1,017.60
52500000	Misc Expense (O&M)	WE	5000004068	12/14/2012	4,480.94
52500000	Misc Expense (O&M)	RE	5000004071	12/14/2012	(1.78)
52500000	Misc Expense (O&M)	WE	5000004082	12/14/2012	3,423.34
52500000	Misc Expense (O&M)	ZI	9000001839	12/14/2012	471.65
52500000	Misc Expense (O&M)	ZI	9000001886	12/14/2012	260.97
52500000	Misc Expense (O&M)	ZI	9000002265	12/14/2012	471.65
52514600	Charitb Don-Commnty	ZF	5000004033	12/14/2012	5,000.00
52514600	Charitb Don-Commnty	ZF	5000004039	12/14/2012	12,576.00
52514700	Community Partnrshps	ZF	5000004005	12/14/2012	3,000.00
52514700	Community Partnrshps	ZF	5000004037	12/14/2012	400.00

Kentucky American Water Company  
Case No. 2012-00520  
Response to PSC DR1, Item 31

Account	Description	Doc Type	Document Number	Posting Date	Amount
52514700	Community Partnrshps	ZF	5000004044	12/14/2012	1,500.00
52514904	Cust Edu Comm-Consrv	ZF	5000004043	12/14/2012	5,100.00
52515000	Commun Relations-E	ZI	9000001758	12/14/2012	108.75
52515000	Commun Relations-E	ZI	9000001764	12/14/2012	378.91
52515000	Commun Relations-E	ZI	9000001765	12/14/2012	84.83
52515000	Commun Relations-E	ZI	9000001769	12/14/2012	55.13
52515000	Commun Relations-E	ZI	9000001770	12/14/2012	269.21
52515000	Commun Relations-E	ZI	9000001783	12/14/2012	51.76
52515000	Commun Relations-E	ZI	9000001795	12/14/2012	90.46
52515000	Commun Relations-E	ZI	9000001821	12/14/2012	15.87
52515000	Commun Relations-E	ZI	9000001832	12/14/2012	81.62
52515000	Commun Relations-E	ZI	9000001833	12/14/2012	8.46
52515000	Commun Relations-E	ZI	9000001841	12/14/2012	5.79
52515000	Commun Relations-E	ZI	9000001842	12/14/2012	28.50
52515000	Commun Relations-E	ZI	9000001843	12/14/2012	146.28
52515000	Commun Relations-E	ZI	9000001854	12/14/2012	202.50
52515000	Commun Relations-E	ZI	9000002119	12/14/2012	108.75
52515000	Commun Relations-E	ZI	9000002127	12/14/2012	378.91
52515000	Commun Relations-E	ZI	9000002128	12/14/2012	84.83
52515000	Commun Relations-E	ZI	9000002133	12/14/2012	55.13
52515000	Commun Relations-E	ZI	9000002134	12/14/2012	269.21
52515000	Commun Relations-E	ZI	9000002165	12/14/2012	51.76
52515000	Commun Relations-E	ZI	9000002183	12/14/2012	90.46
52515000	Commun Relations-E	ZI	9000002227	12/14/2012	15.87
52515000	Commun Relations-E	ZI	9000002250	12/14/2012	81.62
52515000	Commun Relations-E	ZI	9000002251	12/14/2012	8.46
52515000	Commun Relations-E	ZI	9000002267	12/14/2012	5.79
52515000	Commun Relations-E	ZI	9000002268	12/14/2012	28.50
52515000	Commun Relations-E	ZI	9000002269	12/14/2012	146.28
52515000	Commun Relations-E	ZI	9000002286	12/14/2012	202.50
52522000	Community Relations	ZI	9000001740	12/14/2012	37.50
52522000	Community Relations	ZI	9000002075	12/14/2012	37.50
52532000	Electricity	ZN	5000004056	12/14/2012	254.32
52534000	Employee Expenses	PA	7000000174	12/14/2012	34.00
52534000	Employee Expenses	ZI	9000001731	12/14/2012	322.00
52534000	Employee Expenses	ZI	9000001744	12/14/2012	204.80
52534000	Employee Expenses	ZI	9000001763	12/14/2012	25.00
52534000	Employee Expenses	ZI	9000001785	12/14/2012	114.17
52534000	Employee Expenses	ZI	9000001809	12/14/2012	25.00
52534000	Employee Expenses	ZI	9000001810	12/14/2012	510.56
52534000	Employee Expenses	ZI	9000001812	12/14/2012	54.00
52534000	Employee Expenses	ZI	9000001814	12/14/2012	338.51
52534000	Employee Expenses	ZI	9000002039	12/14/2012	322.00
52534000	Employee Expenses	ZI	9000002093	12/14/2012	204.80
52534000	Employee Expenses	ZI	9000002126	12/14/2012	25.00
52534000	Employee Expenses	ZI	9000002167	12/14/2012	114.17
52534000	Employee Expenses	ZI	9000002209	12/14/2012	25.00
52534000	Employee Expenses	ZI	9000002210	12/14/2012	510.56
52534000	Employee Expenses	ZI	9000002212	12/14/2012	54.00
52534000	Employee Expenses	ZI	9000002214	12/14/2012	338.51
52535000	Meals Deductible	ZI	9000001711	12/14/2012	9.52
52535000	Meals Deductible	ZI	9000001716	12/14/2012	9.94
52535000	Meals Deductible	ZI	9000001733	12/14/2012	13.97

## Kentucky American Water Company

Case No. 2012-00520

Response to PSC DR1, Item 31

Account	Description	Doc Type	Document Number	Posting Date	Amount
52535000	Meals Deductible	ZI	9000001735	12/14/2012	28.19
52535000	Meals Deductible	ZI	9000001748	12/14/2012	89.65
52535000	Meals Deductible	ZI	9000001750	12/14/2012	20.00
52535000	Meals Deductible	ZI	9000001755	12/14/2012	10.15
52535000	Meals Deductible	ZI	9000001759	12/14/2012	145.67
52535000	Meals Deductible	ZI	9000001767	12/14/2012	7.87
52535000	Meals Deductible	ZI	9000001768	12/14/2012	41.68
52535000	Meals Deductible	ZI	9000001773	12/14/2012	153.64
52535000	Meals Deductible	ZI	9000001774	12/14/2012	36.42
52535000	Meals Deductible	ZI	9000001782	12/14/2012	23.32
52535000	Meals Deductible	ZI	9000001793	12/14/2012	20.81
52535000	Meals Deductible	ZI	9000001808	12/14/2012	13.99
52535000	Meals Deductible	ZI	9000001811	12/14/2012	16.07
52535000	Meals Deductible	ZI	9000001813	12/14/2012	26.96
52535000	Meals Deductible	ZI	9000001816	12/14/2012	42.53
52535000	Meals Deductible	ZI	9000001825	12/14/2012	21.06
52535000	Meals Deductible	ZI	9000001829	12/14/2012	72.01
52535000	Meals Deductible	ZI	9000001838	12/14/2012	23.99
52535000	Meals Deductible	ZI	9000001844	12/14/2012	332.10
52535000	Meals Deductible	ZI	9000001855	12/14/2012	200.00
52535000	Meals Deductible	ZI	9000002006	12/14/2012	9.52
52535000	Meals Deductible	ZI	9000002013	12/14/2012	9.94
52535000	Meals Deductible	ZI	9000002042	12/14/2012	13.97
52535000	Meals Deductible	ZI	9000002052	12/14/2012	28.19
52535000	Meals Deductible	ZI	9000002106	12/14/2012	89.65
52535000	Meals Deductible	ZI	9000002108	12/14/2012	20.00
52535000	Meals Deductible	ZI	9000002116	12/14/2012	10.15
52535000	Meals Deductible	ZI	9000002120	12/14/2012	145.67
52535000	Meals Deductible	ZI	9000002131	12/14/2012	7.87
52535000	Meals Deductible	ZI	9000002132	12/14/2012	41.68
52535000	Meals Deductible	ZI	9000002139	12/14/2012	153.64
52535000	Meals Deductible	ZI	9000002140	12/14/2012	36.42
52535000	Meals Deductible	ZI	9000002164	12/14/2012	23.32
52535000	Meals Deductible	ZI	9000002181	12/14/2012	20.81
52535000	Meals Deductible	ZI	9000002206	12/14/2012	13.99
52535000	Meals Deductible	ZI	9000002211	12/14/2012	16.07
52535000	Meals Deductible	ZI	9000002213	12/14/2012	26.96
52535000	Meals Deductible	ZI	9000002216	12/14/2012	42.53
52535000	Meals Deductible	ZI	9000002242	12/14/2012	21.06
52535000	Meals Deductible	ZI	9000002246	12/14/2012	72.01
52535000	Meals Deductible	ZI	9000002262	12/14/2012	23.99
52535000	Meals Deductible	ZI	9000002270	12/14/2012	332.10
52535000	Meals Deductible	ZI	9000002287	12/14/2012	200.00
52535100	Meals Nondeductible	ZI	9000001749	12/14/2012	5.50
52535100	Meals Nondeductible	ZI	9000001771	12/14/2012	21.00
52535100	Meals Nondeductible	ZI	9000002107	12/14/2012	5.50
52535100	Meals Nondeductible	ZI	9000002135	12/14/2012	21.00
52554500	Lab Supplies	UZ	2000000622	12/14/2012	(2,829.83)
52554500	Lab Supplies	UZ	2000000624	12/14/2012	(2,326.67)
52554500	Lab Supplies	RE	5000004063	12/14/2012	57.30
52554500	Lab Supplies	WE	5000004066	12/14/2012	944.05
52554500	Lab Supplies	WE	5000004067	12/14/2012	1,415.02
52554500	Lab Supplies	WE	5000004069	12/14/2012	470.76

Kentucky American Water Company  
Case No. 2012-00520  
Response to PSC DR1, Item 31

Account	Description	Doc Type	Document Number	Posting Date	Amount
52554500	Lab Supplies	WE	5000004081	12/14/2012	2,326.67
52554500	Lab Supplies	ZI	9000001736	12/14/2012	66.02
52554500	Lab Supplies	ZI	9000001741	12/14/2012	218.78
52554500	Lab Supplies	ZI	9000001745	12/14/2012	168.36
52554500	Lab Supplies	ZI	9000001790	12/14/2012	108.77
52554500	Lab Supplies	ZI	9000002053	12/14/2012	66.02
52554500	Lab Supplies	ZI	9000002077	12/14/2012	218.78
52554500	Lab Supplies	ZI	9000002101	12/14/2012	168.36
52554500	Lab Supplies	ZI	9000002175	12/14/2012	108.77
52562000	Office Supplies	ZI	9000001904	12/14/2012	1,710.40
52562000	Office Supplies	ZI	9000001905	12/14/2012	266.88
52562000	Office Supplies	ZI	9000001919	12/14/2012	1,230.00
52562000	Office Supplies	ZI	9000001920	12/14/2012	900.00
52562500	Overnight Shippng	UZ	2000000616	12/14/2012	(38.04)
52562500	Overnight Shippng	UZ	2000000617	12/14/2012	(25.36)
52562500	Overnight Shippng	KR	5000004054	12/14/2012	67.08
52574000	Telephone	ZI	9000001922	12/14/2012	1,128.60
52574000	Telephone	ZC	9400001520	12/14/2012	1,687.78
52574100	Cell Phone	ZI	9000001906	12/14/2012	100.00
52574100	Cell Phone	ZC	9400001520	12/14/2012	92.38
52578000	Trash Removal	KR	5000004060	12/14/2012	336.91
52582000	Uniforms	ZI	9000001846	12/14/2012	41.47
52582000	Uniforms	ZI	9000001857	12/14/2012	150.39
52582000	Uniforms	ZI	9000001858	12/14/2012	39.78
52582000	Uniforms	ZI	9000001928	12/14/2012	84.25
52582000	Uniforms	ZI	9000002277	12/14/2012	41.47
52582000	Uniforms	ZI	9000002290	12/14/2012	150.39
52582000	Uniforms	ZI	9000002291	12/14/2012	39.78
52801200	Capital Accrual Clearing	UZ	2000000614	12/14/2012	1,240,670.22
53150000	Contr Svc-Other	SN	100002234	12/14/2012	(621.32)
53150000	Contr Svc-Other	UZ	2000000614	12/14/2012	(62,362.79)
53150000	Contr Svc-Other	UZ	2000000616	12/14/2012	(250.00)
53150000	Contr Svc-Other	UZ	2000000620	12/14/2012	(83,807.00)
53150000	Contr Svc-Other	UZ	2000000624	12/14/2012	(1,656.00)
53150000	Contr Svc-Other	WE	5000004052	12/14/2012	250.00
53150000	Contr Svc-Other	WE	5000004058	12/14/2012	83,807.00
53150000	Contr Svc-Other	KR	5000004061	12/14/2012	139.77
53150000	Contr Svc-Other	WE	5000004064	12/14/2012	764.00
53150000	Contr Svc-Other	WE	5000004065	12/14/2012	(764.00)
53150000	Contr Svc-Other	WE	5000004080	12/14/2012	1,656.00
53150000	Contr Svc-Other	ZI	9000001836	12/14/2012	548.78
53150000	Contr Svc-Other	ZI	9000001837	12/14/2012	17.31
53150000	Contr Svc-Other	ZI	9000001900	12/14/2012	1,409.21
53150000	Contr Svc-Other	ZI	9000001967	12/14/2012	10.00
53150000	Contr Svc-Other	ZI	9000002260	12/14/2012	548.78
53150000	Contr Svc-Other	ZI	9000002261	12/14/2012	17.31
55000000	Transportation (O&M)	ZI	9000001757	12/14/2012	9.06
55000000	Transportation (O&M)	ZI	9000001778	12/14/2012	13.96
55000000	Transportation (O&M)	ZI	9000001784	12/14/2012	40.71
55000000	Transportation (O&M)	ZI	9000001796	12/14/2012	20.98
55000000	Transportation (O&M)	ZI	9000001817	12/14/2012	47.74
55000000	Transportation (O&M)	ZI	9000001831	12/14/2012	120.44
55000000	Transportation (O&M)	ZI	9000001874	12/14/2012	5.97



Kentucky American Water Company  
Case No. 2012-00520  
Response to PSC DR1, Item 31

Account	Description	Doc Type	Document Number	Posting Date	Amount
55000000	Transportation (O&M)	ZI	9000001923	12/14/2012	1,361.00
55000000	Transportation (O&M)	ZI	9000002118	12/14/2012	9.06
55000000	Transportation (O&M)	ZI	9000002160	12/14/2012	13.96
55000000	Transportation (O&M)	ZI	9000002166	12/14/2012	40.71
55000000	Transportation (O&M)	ZI	9000002184	12/14/2012	20.98
55000000	Transportation (O&M)	ZI	9000002217	12/14/2012	47.74
55000000	Transportation (O&M)	ZI	9000002249	12/14/2012	120.44
55000100	Trans Cap Credits	UZ	2000000616	12/14/2012	(1,937.06)
55000100	Trans Cap Credits	UZ	2000000617	12/14/2012	(3.21)
55010500	Trans Reimb EE Prsnl	PA	7000000174	12/14/2012	184.26
55720100	Ins W/C Cap Credits	UZ	2000000616	12/14/2012	(673.61)
55720100	Ins W/C Cap Credits	UZ	2000000617	12/14/2012	(2.07)
57010000	Uncoll Accts Exp	ZA	9400001521	12/14/2012	(246.46)
68533000	FICA	PA	7000000174	12/14/2012	20,878.77
68535000	SUTA	PA	7000000174	12/14/2012	17.37
72802100	CIAC Receipt Non-Services Clear DR		4000004922	12/14/2012	(5,719.00)
72802100	CIAC Receipt Non-Services Clear DR		4000004933	12/14/2012	(817.00)
72802100	CIAC Receipt Non-Services Clear DR		4000004939	12/14/2012	(817.00)
88107000	CAP Move-CWIP	UZ	2000000615	12/14/2012	(970,592.11)
88107000	CAP Move-CWIP	UZ	2000000618	12/14/2012	9,087.75
88107000	CAP Move-CWIP	UZ	2000000619	12/14/2012	928.67
88107000	CAP Move-CWIP	UZ	2000000621	12/14/2012	83,807.00
88107000	CAP Move-CWIP	UZ	2000000623	12/14/2012	4,480.94
88107000	CAP Move-CWIP	UZ	2000000625	12/14/2012	3,866.34
88257100	CAP Move-RWIP	UZ	2000000615	12/14/2012	(207,370.82)
88257100	CAP Move-RWIP	UZ	2000000618	12/14/2012	1,491.10
88257100	CAP Move-RWIP	UZ	2000000619	12/14/2012	2.54
88257100	CAP Move-RWIP	UZ	2000000623	12/14/2012	2,829.83
88257100	CAP Move-RWIP	UZ	2000000625	12/14/2012	116.33
88900000	CAP Move-Settlement	UZ	2000000615	12/14/2012	1,177,962.93
88900000	CAP Move-Settlement	UZ	2000000618	12/14/2012	(11,108.58)
88900000	CAP Move-Settlement	UZ	2000000619	12/14/2012	(401.48)
88900000	CAP Move-Settlement	UZ	2000000621	12/14/2012	(83,807.00)
88900000	CAP Move-Settlement	UZ	2000000623	12/14/2012	(7,310.77)
88900000	CAP Move-Settlement	UZ	2000000625	12/14/2012	(3,982.67)
52000000	M&S Expense (O&M)	WA	5000004084	12/15/2012	419.76
52500000	Misc Expense (O&M)	UZ	2000000626	12/15/2012	(3,423.34)
53150000	Contr Svc-Other	ZI	9000001941	12/15/2012	104.85
69063000	Def FIT-RegAsst/Liab	SI	9600000110	12/15/2012	37,714.41
69063000	Def FIT-RegAsst/Liab	SI	9600000111	12/15/2012	(300.91)
69063000	Def FIT-RegAsst/Liab	SI	9600000112	12/15/2012	(8,870.83)
69063000	Def FIT-RegAsst/Liab	SI	9600000113	12/15/2012	(365.33)
69063000	Def FIT-RegAsst/Liab	SI	9600000114	12/15/2012	(2,750.67)
69063000	Def FIT-RegAsst/Liab	SI	9600000115	12/15/2012	(1,698.65)
69073000	Def SIT-RegAsst/Liab	SI	9600000110	12/15/2012	6,878.01
69073000	Def SIT-RegAsst/Liab	SI	9600000111	12/15/2012	(54.92)
69073000	Def SIT-RegAsst/Liab	SI	9600000112	12/15/2012	(566.25)
69073000	Def SIT-RegAsst/Liab	SI	9600000113	12/15/2012	(66.67)
69073000	Def SIT-RegAsst/Liab	SI	9600000114	12/15/2012	(501.66)
69073000	Def SIT-RegAsst/Liab	SI	9600000115	12/15/2012	(309.68)
69073000	Def SIT-RegAsst/Liab	SI	9600000116	12/15/2012	(2,199.61)
69073000	Def SIT-RegAsst/Liab	SI	9600000117	12/15/2012	(1,857.42)
69522000	ITC Restored-3%	SI	9600000113	12/15/2012	(637.67)

## Kentucky American Water Company

Case No. 2012-00520

Response to PSC DR1, Item 31

Account	Description	Doc Type	Document Number	Posting Date	Amount
69523000	ITC Restored-4%	SI	9600000111	12/15/2012	(525.42)
69524000	ITC Restored-10%	SI	9600000114	12/15/2012	(5,903.33)
72802000	CIAC Receipt Services Clearing	UZ	2000000626	12/15/2012	1,569.00
72802100	CIAC Receipt Non-Services Clear	UZ	2000000626	12/15/2012	13,889.00
88107000	CAP Move-CWIP	UZ	2000000627	12/15/2012	3,423.34
88271170	CAP Move-CIAC NT WIP	UZ	2000000627	12/15/2012	(13,889.00)
88271270	CAP Move-CIAC Tx WIP	UZ	2000000627	12/15/2012	(1,569.00)
88900000	CAP Move-Settlement	UZ	2000000627	12/15/2012	12,034.66
52000000	M&S Expense (O&M)	UZ	2000000629	12/16/2012	(419.76)
52500000	Misc Expense (O&M)	UZ	2000000631	12/16/2012	(1,806.70)
52500000	Misc Expense (O&M)	WE	5000004085	12/16/2012	1,806.70
88107000	CAP Move-CWIP	UZ	2000000628	12/16/2012	419.76
88107000	CAP Move-CWIP	UZ	2000000630	12/16/2012	1,806.70
88900000	CAP Move-Settlement	UZ	2000000628	12/16/2012	(419.76)
88900000	CAP Move-Settlement	UZ	2000000630	12/16/2012	(1,806.70)
40111000	Res Sales Billed	ZA	9400001523	12/17/2012	(125,033.79)
40121000	Com Sales Billed	ZA	9400001523	12/17/2012	(45,653.85)
40145000	Priv Fire Billed	ZA	9400001523	12/17/2012	(4,835.46)
40151000	Publ Auth Billed	ZA	9400001523	12/17/2012	(8,493.08)
40211000	Dom WW Svc Billed	ZA	9400001523	12/17/2012	(6.36)
40310100	OthRev-Late Pymt Fee	ZA	9400001523	12/17/2012	(103.51)
40310400	OthRev-NSF Ck Chrg	ZA	9400001523	12/17/2012	(144.00)
40310500	OthRev-Appl/InitFee	ZA	9400001523	12/17/2012	(3,094.00)
40310700	OthRev-Reconnct Fee	ZA	9400001523	12/17/2012	(1,534.00)
50450000	Other Welfare	SA	100002233	12/17/2012	2,400.00
51510000	Purchased Power	ZF	5000004090	12/17/2012	7,250.70
52000000	M&S Expense (O&M)	UZ	2000000636	12/17/2012	(33,994.02)
52000000	M&S Expense (O&M)	UZ	2000000638	12/17/2012	(977.00)
52000000	M&S Expense (O&M)	KR	5000004086	12/17/2012	367.35
52000000	M&S Expense (O&M)	WA	5000004091	12/17/2012	15,940.96
52000000	M&S Expense (O&M)	WA	5000004092	12/17/2012	7,256.12
52000000	M&S Expense (O&M)	WA	5000004093	12/17/2012	10,796.94
52000000	M&S Expense (O&M)	KR	5000004096	12/17/2012	5,308.58
52000000	M&S Expense (O&M)	KR	5000004097	12/17/2012	977.00
52000000	M&S Expense (O&M)	KR	5000004100	12/17/2012	2,968.00
52000000	M&S Expense (O&M)	KR	5000004106	12/17/2012	706.38
52000000	M&S Expense (O&M)	KR	5000004108	12/17/2012	529.89
52000000	M&S Expense (O&M)	ZI	9000001926	12/17/2012	95.29
52500000	Misc Expense (O&M)	UZ	2000000636	12/17/2012	863.24
52500000	Misc Expense (O&M)	KR	5000004099	12/17/2012	318.85
52500000	Misc Expense (O&M)	KR	5000004101	12/17/2012	201.48
52500000	Misc Expense (O&M)	KR	5000004103	12/17/2012	189.89
52500000	Misc Expense (O&M)	KR	5000004109	12/17/2012	217.47
52503000	Advertising	ZI	9000001728	12/17/2012	480.00
52503000	Advertising	ZI	9000002031	12/17/2012	480.00
52514904	Cust Edu Comm-Consrv	ZI	9000001727	12/17/2012	435.57
52514904	Cust Edu Comm-Consrv	ZI	9000002028	12/17/2012	435.57
52524000	Co Dues/Mmbrshp Ded	ZF	5000004038	12/17/2012	5,278.00
52524000	Co Dues/Mmbrshp Ded	ZI	9000001742	12/17/2012	305.00
52524000	Co Dues/Mmbrshp Ded	ZI	9000002079	12/17/2012	305.00
52534000	Employee Expenses	ZI	9000001717	12/17/2012	517.20
52534000	Employee Expenses	ZI	9000001718	12/17/2012	9.00
52534000	Employee Expenses	ZI	9000001719	12/17/2012	9.00

Kentucky American Water Company  
Case No. 2012-00520  
Response to PSC DR1, Item 31

Account	Description	Doc Type	Document Number	Posting Date	Amount
52534000	Employee Expenses	ZI	9000001720	12/17/2012	849.20
52534000	Employee Expenses	ZI	9000001721	12/17/2012	332.00
52534000	Employee Expenses	ZI	9000001722	12/17/2012	5.00
52534000	Employee Expenses	ZI	9000001723	12/17/2012	36.00
52534000	Employee Expenses	ZI	9000001724	12/17/2012	27.00
52534000	Employee Expenses	ZI	9000001725	12/17/2012	835.90
52534000	Employee Expenses	ZI	9000001738	12/17/2012	(36.00)
52534000	Employee Expenses	ZI	9000001743	12/17/2012	33.00
52534000	Employee Expenses	ZI	9000001747	12/17/2012	216.20
52534000	Employee Expenses	ZI	9000001761	12/17/2012	110.00
52534000	Employee Expenses	ZI	9000001930	12/17/2012	183.80
52534000	Employee Expenses	ZI	9000001931	12/17/2012	208.80
52534000	Employee Expenses	ZI	9000002016	12/17/2012	517.20
52534000	Employee Expenses	ZI	9000002017	12/17/2012	9.00
52534000	Employee Expenses	ZI	9000002018	12/17/2012	9.00
52534000	Employee Expenses	ZI	9000002019	12/17/2012	849.20
52534000	Employee Expenses	ZI	9000002020	12/17/2012	332.00
52534000	Employee Expenses	ZI	9000002022	12/17/2012	5.00
52534000	Employee Expenses	ZI	9000002023	12/17/2012	36.00
52534000	Employee Expenses	ZI	9000002024	12/17/2012	27.00
52534000	Employee Expenses	ZI	9000002025	12/17/2012	835.90
52534000	Employee Expenses	ZI	9000002068	12/17/2012	(36.00)
52534000	Employee Expenses	ZI	9000002082	12/17/2012	33.00
52534000	Employee Expenses	ZI	9000002104	12/17/2012	216.20
52534000	Employee Expenses	ZI	9000002124	12/17/2012	110.00
52534200	Conferences & Reg	ZI	9000001730	12/17/2012	150.00
52534200	Conferences & Reg	ZI	9000002038	12/17/2012	150.00
52535000	Meals Deductible	ZI	9000001713	12/17/2012	20.00
52535000	Meals Deductible	ZI	9000001714	12/17/2012	7.20
52535000	Meals Deductible	ZI	9000001715	12/17/2012	5.62
52535000	Meals Deductible	ZI	9000001726	12/17/2012	20.00
52535000	Meals Deductible	ZI	9000001734	12/17/2012	103.02
52535000	Meals Deductible	ZI	9000001746	12/17/2012	18.98
52535000	Meals Deductible	ZI	9000002009	12/17/2012	20.00
52535000	Meals Deductible	ZI	9000002010	12/17/2012	7.20
52535000	Meals Deductible	ZI	9000002011	12/17/2012	5.62
52535000	Meals Deductible	ZI	9000002027	12/17/2012	20.00
52535000	Meals Deductible	ZI	9000002051	12/17/2012	103.02
52535000	Meals Deductible	ZI	9000002103	12/17/2012	18.98
52550000	Janitorial	ZF	5000003961	12/17/2012	5,403.33
52562000	Office Supplies	ZI	9000001917	12/17/2012	9.88
52571100	Add'l Security Costs	KR	5000004098	12/17/2012	833.50
52571100	Add'l Security Costs	KR	5000004102	12/17/2012	1,008.75
52571100	Add'l Security Costs	KR	5000004105	12/17/2012	833.50
53150000	Contr Svc-Other	KR	5000004087	12/17/2012	344.24
53150000	Contr Svc-Other	KR	5000004104	12/17/2012	68.13
55000000	Transportation (O&M)	WE	5000004088	12/17/2012	2,332.00
55000000	Transportation (O&M)	ZI	9000001914	12/17/2012	2.00
55000100	Trans Cap Credits	UZ	2000000634	12/17/2012	(2,332.00)
55010300	Trans Lease Maint	KR	5000004110	12/17/2012	1,662.77
55010300	Trans Lease Maint	KR	5000004111	12/17/2012	3,012.73
55010300	Trans Lease Maint	KR	5000004112	12/17/2012	611.62
57010000	Uncoll Accts Exp	ZA	9400001523	12/17/2012	(436.62)

## Kentucky American Water Company

Case No. 2012-00520

Response to PSC DR1, Item 31

Account	Description	Doc Type	Document Number	Posting Date	Amount
68520100	Tax Discounts	ZF	5000004090	12/17/2012	(1,500.04)
72801300	Adv Refund Non-Services Cleari	UZ	2000000632	12/17/2012	(67,580.47)
72801300	Adv Refund Non-Services Cleari	UZ	2000000634	12/17/2012	(159,416.43)
72801300	Adv Refund Non-Services Cleari	UZ	2000000636	12/17/2012	(231,600.44)
72801300	Adv Refund Non-Services Cleari	ZF	5000003810	12/17/2012	2,406.66
72801300	Adv Refund Non-Services Cleari	ZF	5000003811	12/17/2012	4,843.62
72801300	Adv Refund Non-Services Cleari	ZF	5000003813	12/17/2012	3,938.46
72801300	Adv Refund Non-Services Cleari	ZF	5000003815	12/17/2012	3,977.60
72801300	Adv Refund Non-Services Cleari	ZF	5000003816	12/17/2012	1,721.52
72801300	Adv Refund Non-Services Cleari	ZF	5000003817	12/17/2012	1,721.52
72801300	Adv Refund Non-Services Cleari	ZF	5000003818	12/17/2012	2,629.00
72801300	Adv Refund Non-Services Cleari	ZF	5000003819	12/17/2012	4,526.56
72801300	Adv Refund Non-Services Cleari	ZF	5000003827	12/17/2012	2,535.30
72801300	Adv Refund Non-Services Cleari	ZF	5000003828	12/17/2012	799.77
72801300	Adv Refund Non-Services Cleari	ZF	5000003829	12/17/2012	24,769.76
72801300	Adv Refund Non-Services Cleari	ZF	5000003830	12/17/2012	11,451.60
72801300	Adv Refund Non-Services Cleari	ZF	5000003831	12/17/2012	9,967.12
72801300	Adv Refund Non-Services Cleari	ZF	5000003832	12/17/2012	5,800.48
72801300	Adv Refund Non-Services Cleari	ZF	5000003834	12/17/2012	860.76
72801300	Adv Refund Non-Services Cleari	ZF	5000003835	12/17/2012	1,954.82
72801300	Adv Refund Non-Services Cleari	ZF	5000003836	12/17/2012	9,646.26
72801300	Adv Refund Non-Services Cleari	ZF	5000003837	12/17/2012	4,241.88
72801300	Adv Refund Non-Services Cleari	ZF	5000003838	12/17/2012	21,930.30
72801300	Adv Refund Non-Services Cleari	ZF	5000003846	12/17/2012	12,198.50
72801300	Adv Refund Non-Services Cleari	ZF	5000003847	12/17/2012	49,344.90
72801300	Adv Refund Non-Services Cleari	ZF	5000003848	12/17/2012	11,201.04
72801300	Adv Refund Non-Services Cleari	ZF	5000003849	12/17/2012	29,265.84
72801300	Adv Refund Non-Services Cleari	ZF	5000003850	12/17/2012	7,092.84
72801300	Adv Refund Non-Services Cleari	ZF	5000003851	12/17/2012	2,098.20
72801300	Adv Refund Non-Services Cleari	ZF	5000003852	12/17/2012	676.13
72801300	Adv Refund Non-Services Cleari	ZF	5000003853	12/17/2012	2,762.14
72801300	Adv Refund Non-Services Cleari	ZF	5000003854	12/17/2012	8,434.72
72801300	Adv Refund Non-Services Cleari	ZF	5000003855	12/17/2012	525.80
72801300	Adv Refund Non-Services Cleari	ZF	5000003856	12/17/2012	2,435.62
72801300	Adv Refund Non-Services Cleari	ZF	5000003857	12/17/2012	746.23
72801300	Adv Refund Non-Services Cleari	ZF	5000003858	12/17/2012	1,198.50
72801300	Adv Refund Non-Services Cleari	ZF	5000003859	12/17/2012	926.09
72801300	Adv Refund Non-Services Cleari	ZF	5000003860	12/17/2012	2,687.18
72801300	Adv Refund Non-Services Cleari	ZF	5000003861	12/17/2012	2,645.18
72801300	Adv Refund Non-Services Cleari	ZF	5000003869	12/17/2012	1,253.13
72801300	Adv Refund Non-Services Cleari	ZF	5000003870	12/17/2012	3,338.25
72801300	Adv Refund Non-Services Cleari	ZF	5000003871	12/17/2012	1,132.16
72801300	Adv Refund Non-Services Cleari	ZF	5000003872	12/17/2012	2,224.48
72801300	Adv Refund Non-Services Cleari	ZF	5000003877	12/17/2012	223.96
72801300	Adv Refund Non-Services Cleari	ZF	5000003878	12/17/2012	2,002.65
72801300	Adv Refund Non-Services Cleari	ZF	5000003879	12/17/2012	6,362.00
72801300	Adv Refund Non-Services Cleari	ZF	5000003880	12/17/2012	777.05
72801300	Adv Refund Non-Services Cleari	ZF	5000003881	12/17/2012	258.60
72801300	Adv Refund Non-Services Cleari	ZF	5000003882	12/17/2012	1,057.98
72801300	Adv Refund Non-Services Cleari	ZF	5000003883	12/17/2012	258.60
72801300	Adv Refund Non-Services Cleari	ZF	5000003886	12/17/2012	2,481.18
72801300	Adv Refund Non-Services Cleari	ZF	5000003887	12/17/2012	1,398.80
72801300	Adv Refund Non-Services Cleari	ZF	5000003888	12/17/2012	1,014.93

## Kentucky American Water Company

Case No. 2012-00520

Response to PSC DR1, Item 31

Account	Description	Doc Type	Document Number	Posting Date	Amount
72801300	Adv Refund Non-Services Cleari	ZF	5000003889	12/17/2012	1,205.99
72801300	Adv Refund Non-Services Cleari	ZF	5000003890	12/17/2012	349.70
72801300	Adv Refund Non-Services Cleari	ZF	5000003891	12/17/2012	4,510.56
72801300	Adv Refund Non-Services Cleari	ZF	5000003892	12/17/2012	258.60
72801300	Adv Refund Non-Services Cleari	ZF	5000003893	12/17/2012	2,863.62
72801300	Adv Refund Non-Services Cleari	ZF	5000003895	12/17/2012	775.80
72801300	Adv Refund Non-Services Cleari	ZF	5000003897	12/17/2012	40,105.80
72801300	Adv Refund Non-Services Cleari	ZF	5000003900	12/17/2012	4,293.39
72801300	Adv Refund Non-Services Cleari	ZF	5000003901	12/17/2012	860.76
72801300	Adv Refund Non-Services Cleari	ZF	5000003903	12/17/2012	1,325.46
72801300	Adv Refund Non-Services Cleari	ZF	5000003904	12/17/2012	734.92
72801300	Adv Refund Non-Services Cleari	ZF	5000003906	12/17/2012	2,511.72
72801300	Adv Refund Non-Services Cleari	ZF	5000003907	12/17/2012	20,725.76
72801300	Adv Refund Non-Services Cleari	ZF	5000003909	12/17/2012	1,755.28
72801300	Adv Refund Non-Services Cleari	ZF	5000003911	12/17/2012	1,234.66
72801300	Adv Refund Non-Services Cleari	ZF	5000003913	12/17/2012	1,170.45
72801300	Adv Refund Non-Services Cleari	ZF	5000003916	12/17/2012	17,116.52
72801300	Adv Refund Non-Services Cleari	ZF	5000003925	12/17/2012	1,072.64
72801300	Adv Refund Non-Services Cleari	ZF	5000003926	12/17/2012	2,597.32
72801300	Adv Refund Non-Services Cleari	ZF	5000003927	12/17/2012	7,802.25
72801300	Adv Refund Non-Services Cleari	ZF	5000003928	12/17/2012	1,721.52
72801300	Adv Refund Non-Services Cleari	ZF	5000003931	12/17/2012	3,700.00
72801300	Adv Refund Non-Services Cleari	ZF	5000003935	12/17/2012	5,804.72
72801300	Adv Refund Non-Services Cleari	ZF	5000003938	12/17/2012	1,078.07
72801300	Adv Refund Non-Services Cleari	ZF	5000003940	12/17/2012	4,491.32
72801300	Adv Refund Non-Services Cleari	ZF	5000003950	12/17/2012	50,784.84
72802100	CIAC Receipt Non-Services Clear	DR	4000004959	12/17/2012	(2,451.00)
72802100	CIAC Receipt Non-Services Clear	DR	4000004964	12/17/2012	(817.00)
72802100	CIAC Receipt Non-Services Clear	DR	4000004966	12/17/2012	(6,536.00)
75840000	Lobbying Expenses	KR	5000004094	12/17/2012	5,683.36
88101000	CAP Move-UP	UP	2000000642	12/17/2012	1,620,393.06
88106000	CAP Move-CCNC	UN	2000000640	12/17/2012	2,684.65
88106000	CAP Move-CCNC	UP	2000000642	12/17/2012	(1,820,866.10)
88106000	CAP Move-CCNC	UN	2000000649	12/17/2012	76,465.97
88107000	CAP Move-CWIP	UZ	2000000635	12/17/2012	2,332.00
88107000	CAP Move-CWIP	UZ	2000000637	12/17/2012	33,217.10
88107000	CAP Move-CWIP	UZ	2000000639	12/17/2012	977.00
88107000	CAP Move-CWIP	UN	2000000640	12/17/2012	17,636.15
88107000	CAP Move-CWIP	UP	2000000642	12/17/2012	200,473.04
88107000	CAP Move-CWIP	UN	2000000649	12/17/2012	(96,786.77)
88108020	CAP Move-UP A/D Salv	US	2000000643	12/17/2012	(23,242.09)
88252100	CAP Move-ADV NT	UN	2000000640	12/17/2012	23,329.10
88252100	CAP Move-ADV NT	UN	2000000649	12/17/2012	430,099.44
88252170	CAP Move-ADV NT WIP	UZ	2000000633	12/17/2012	67,580.47
88252170	CAP Move-ADV NT WIP	UZ	2000000635	12/17/2012	159,416.43
88252170	CAP Move-ADV NT WIP	UZ	2000000637	12/17/2012	231,600.44
88252170	CAP Move-ADV NT WIP	UN	2000000640	12/17/2012	(21,643.08)
88252170	CAP Move-ADV NT WIP	UN	2000000649	12/17/2012	(431,785.46)
88257000	CAP Move-COR	UC	2000000641	12/17/2012	214,351.64
88257100	CAP Move-RWIP	UZ	2000000637	12/17/2012	(86.32)
88257100	CAP Move-RWIP	UC	2000000641	12/17/2012	(214,351.64)
88257100	CAP Move-RWIP	US	2000000643	12/17/2012	23,242.09
88271100	CAP Move-CIAC NT	UN	2000000649	12/17/2012	(58,304.90)

Kentucky American Water Company  
Case No. 2012-00520  
Response to PSC DR1, Item 31

Account	Description	Doc Type	Document Number	Posting Date	Amount
88271170	CAP Move-CIAC NT WIP	UN	2000000640	12/17/2012	297.90
88271170	CAP Move-CIAC NT WIP	UN	2000000649	12/17/2012	58,007.00
88271200	CAP Move-CIAC Tax	UN	2000000649	12/17/2012	(1,569.00)
88271270	CAP Move-CIAC Tx WIP	UN	2000000649	12/17/2012	1,569.00
88900000	CAP Move-Settlement	UZ	2000000633	12/17/2012	(67,580.47)
88900000	CAP Move-Settlement	UZ	2000000635	12/17/2012	(161,748.43)
88900000	CAP Move-Settlement	UZ	2000000637	12/17/2012	(264,731.22)
88900000	CAP Move-Settlement	UZ	2000000639	12/17/2012	(977.00)
40111000	Res Sales Billed	ZA	9400001575	12/18/2012	(119,860.45)
40121000	Com Sales Billed	ZA	9400001575	12/18/2012	(60,151.31)
40131000	Ind Sales Billed	ZA	9400001575	12/18/2012	(201.69)
40145000	Priv Fire Billed	ZA	9400001575	12/18/2012	(3,371.19)
40151000	Publ Auth Billed	ZA	9400001575	12/18/2012	(3,871.44)
40310100	OthRev-Late Pymt Fee	ZA	9400001575	12/18/2012	(80.11)
40310400	OthRev-NSF Ck Chrg	ZA	9400001575	12/18/2012	(12.00)
40310500	OthRev-Appl/InitFee	ZA	9400001575	12/18/2012	(1,456.00)
40310700	OthRev-Reconnct Fee	ZA	9400001575	12/18/2012	(520.00)
50452000	Emp Physical Exams	KR	5000004138	12/18/2012	37.10
51510000	Purchased Power	ZN	5000004117	12/18/2012	58,543.27
51800000	Chemicals	KR	5000004149	12/18/2012	2,544.00
51800000	Chemicals	KR	5000004165	12/18/2012	2,544.00
52000000	M&S Expense (O&M)	UZ	2000000653	12/18/2012	(327.18)
52000000	M&S Expense (O&M)	UZ	2000000656	12/18/2012	1,199.11
52000000	M&S Expense (O&M)	WA	5000004123	12/18/2012	327.18
52000000	M&S Expense (O&M)	KG	5000004142	12/18/2012	(1,199.11)
52000000	M&S Expense (O&M)	KR	5000004152	12/18/2012	361.62
52000000	M&S Expense (O&M)	WA	5000004168	12/18/2012	5,007.31
52000000	M&S Expense (O&M)	WA	5000004169	12/18/2012	15,940.96
52000000	M&S Expense (O&M)	ZI	9000001776	12/18/2012	27.51
52000000	M&S Expense (O&M)	ZI	9000001869	12/18/2012	265.90
52000000	M&S Expense (O&M)	ZI	9000001882	12/18/2012	5.21
52000000	M&S Expense (O&M)	ZI	9000001883	12/18/2012	290.97
52000000	M&S Expense (O&M)	ZI	9000001884	12/18/2012	385.65
52000000	M&S Expense (O&M)	ZI	9000001885	12/18/2012	2.80
52000000	M&S Expense (O&M)	ZI	9000001888	12/18/2012	24.48
52000000	M&S Expense (O&M)	ZI	9000001891	12/18/2012	5.72
52000000	M&S Expense (O&M)	ZI	9000001895	12/18/2012	6.96
52000000	M&S Expense (O&M)	ZI	9000001896	12/18/2012	95.00
52000000	M&S Expense (O&M)	ZI	9000001935	12/18/2012	900.00
52000000	M&S Expense (O&M)	ZI	9000002144	12/18/2012	27.51
52500000	Misc Expense (O&M)	UZ	2000000650	12/18/2012	(4,129.76)
52500000	Misc Expense (O&M)	UZ	2000000653	12/18/2012	(181,737.00)
52500000	Misc Expense (O&M)	UZ	2000000654	12/18/2012	(1,090,899.00)
52500000	Misc Expense (O&M)	WE	5000004113	12/18/2012	4,129.76
52500000	Misc Expense (O&M)	WE	5000004124	12/18/2012	22,896.00
52500000	Misc Expense (O&M)	WE	5000004128	12/18/2012	158,841.00
52500000	Misc Expense (O&M)	WE	5000004131	12/18/2012	1,090,899.00
52500000	Misc Expense (O&M)	KR	5000004134	12/18/2012	282.16
52500000	Misc Expense (O&M)	WE	5000004173	12/18/2012	(1,090,899.00)
52500000	Misc Expense (O&M)	ZI	9000001802	12/18/2012	95.24
52500000	Misc Expense (O&M)	ZI	9000001880	12/18/2012	305.28
52500000	Misc Expense (O&M)	ZI	9000002200	12/18/2012	95.24
52514600	Charitb Don-Commnty	ZF	5000004126	12/18/2012	1,100.00

## Kentucky American Water Company

Case No. 2012-00520

Response to PSC DR1, Item 31

Account	Description	Doc Type	Document Number	Posting Date	Amount
52514600	Charitb Don-Commnty	ZF	5000004127	12/18/2012	500.00
52524000	Co Dues/Mmbrshp Ded	ZF	5000004125	12/18/2012	495.00
52532000	Electricity	ZN	5000004117	12/18/2012	249.30
52534000	Employee Expenses	ZI	9000001803	12/18/2012	506.11
52534000	Employee Expenses	ZI	9000001834	12/18/2012	126.63
52534000	Employee Expenses	ZI	9000002201	12/18/2012	506.11
52534000	Employee Expenses	ZI	9000002258	12/18/2012	126.63
52535000	Meals Deductible	ZI	9000001712	12/18/2012	46.00
52535000	Meals Deductible	ZI	9000001732	12/18/2012	16.02
52535000	Meals Deductible	ZI	9000001762	12/18/2012	10.15
52535000	Meals Deductible	ZI	9000001801	12/18/2012	10.60
52535000	Meals Deductible	ZI	9000002008	12/18/2012	46.00
52535000	Meals Deductible	ZI	9000002041	12/18/2012	16.02
52535000	Meals Deductible	ZI	9000002125	12/18/2012	10.15
52535000	Meals Deductible	ZI	9000002199	12/18/2012	10.60
52548000	Heating Oil/Gas	ZN	5000004118	12/18/2012	8.98
52562000	Office Supplies	RE	5000004159	12/18/2012	(0.01)
52562500	Overnight Shippng	KR	5000004166	12/18/2012	497.67
52571000	Security Svc	UZ	2000000656	12/18/2012	(2,023.24)
52571000	Security Svc	WE	5000004136	12/18/2012	2,023.24
52574000	Telephone	ZC	9400001522	12/18/2012	3,110.05
52574100	Cell Phone	ZC	9400001522	12/18/2012	2,719.78
52578000	Trash Removal	KR	5000004150	12/18/2012	332.35
52578000	Trash Removal	KR	5000004153	12/18/2012	76.65
52578000	Trash Removal	KR	5000004154	12/18/2012	115.42
52582000	Uniforms	ZI	9000001870	12/18/2012	111.30
52582000	Uniforms	ZI	9000001878	12/18/2012	111.30
52582000	Uniforms	ZI	9000001879	12/18/2012	111.30
52582000	Uniforms	ZI	9000001901	12/18/2012	111.30
52582000	Uniforms	ZI	9000001903	12/18/2012	111.30
52582000	Uniforms	ZI	9000001964	12/18/2012	111.30
52582000	Uniforms	ZI	9000001965	12/18/2012	111.30
52583000	Water & WW	KR	5000004114	12/18/2012	11.80
52583000	Water & WW	KR	5000004115	12/18/2012	1,058.56
52583000	Water & WW	KR	5000004116	12/18/2012	39.81
52583000	Water & WW	KR	5000004139	12/18/2012	140.50
52583000	Water & WW	KR	5000004140	12/18/2012	101.77
52583000	Water & WW	KG	5000004141	12/18/2012	(42.30)
52583000	Water & WW	KR	5000004151	12/18/2012	5,302.20
52583000	Water & WW	KR	5000004155	12/18/2012	6.35
53110000	Contr Svc-Eng	WE	5000004160	12/18/2012	(81,000.00)
53110000	Contr Svc-Eng	WE	5000004161	12/18/2012	81,000.00
53150000	Contr Svc-Other	UZ	2000000653	12/18/2012	(38.68)
53150000	Contr Svc-Other	UZ	2000000654	12/18/2012	660.00
53150000	Contr Svc-Other	WE	5000004129	12/18/2012	660.00
53150000	Contr Svc-Other	WE	5000004130	12/18/2012	(660.00)
53150000	Contr Svc-Other	KR	5000004143	12/18/2012	4,688.08
53150000	Contr Svc-Other	WE	5000004340	12/18/2012	764.00
53150000	Contr Svc-Other	ZI	9000001756	12/18/2012	40.00
53150000	Contr Svc-Other	ZI	9000001875	12/18/2012	4.98
53150000	Contr Svc-Other	ZI	9000001933	12/18/2012	17.78
53150000	Contr Svc-Other	ZI	9000002117	12/18/2012	40.00
54140000	Rents-Equip	WE	5000004158	12/18/2012	630.98

Kentucky American Water Company  
Case No. 2012-00520  
Response to PSC DR1, Item 31

Account	Description	Doc Type	Document Number	Posting Date	Amount
55000000	Transportation (O&M)	KR	5000004137	12/18/2012	110.13
55000000	Transportation (O&M)	ZI	9000001772	12/18/2012	137.80
55000000	Transportation (O&M)	ZI	9000001786	12/18/2012	11.88
55000000	Transportation (O&M)	ZI	9000001893	12/18/2012	19.95
55000000	Transportation (O&M)	ZI	9000001894	12/18/2012	19.95
55000000	Transportation (O&M)	ZI	9000001897	12/18/2012	43.20
55000000	Transportation (O&M)	ZI	9000002138	12/18/2012	137.80
55000000	Transportation (O&M)	ZI	9000002168	12/18/2012	11.88
57010000	Uncoll Accts Exp	ZA	9400001575	12/18/2012	(414.57)
72802100	CIAC Receipt Non-Services Clear	UZ	2000000653	12/18/2012	(372.49)
72802100	CIAC Receipt Non-Services Clear	ZF	5000004059	12/18/2012	372.49
88107000	CAP Move-CWIP	UZ	2000000651	12/18/2012	4,129.76
88107000	CAP Move-CWIP	UZ	2000000652	12/18/2012	157,817.05
88107000	CAP Move-CWIP	UZ	2000000655	12/18/2012	949,082.13
88107000	CAP Move-CWIP	UZ	2000000657	12/18/2012	803.90
88257100	CAP Move-RWIP	UZ	2000000652	12/18/2012	24,285.81
88257100	CAP Move-RWIP	UZ	2000000655	12/18/2012	141,156.87
88257100	CAP Move-RWIP	UZ	2000000657	12/18/2012	20.23
88271170	CAP Move-CIAC NT WIP	UZ	2000000652	12/18/2012	372.49
88900000	CAP Move-Settlement	UZ	2000000651	12/18/2012	(4,129.76)
88900000	CAP Move-Settlement	UZ	2000000652	12/18/2012	(182,475.35)
88900000	CAP Move-Settlement	UZ	2000000655	12/18/2012	(1,090,239.00)
88900000	CAP Move-Settlement	UZ	2000000657	12/18/2012	(824.13)
40111000	Res Sales Billed	ZA	9400001577	12/19/2012	(186,080.53)
40121000	Com Sales Billed	ZA	9400001577	12/19/2012	(154,005.63)
40131000	Ind Sales Billed	ZA	9400001577	12/19/2012	(199.72)
40145000	Priv Fire Billed	ZA	9400001577	12/19/2012	(16,720.24)
40151000	Publ Auth Billed	ZA	9400001577	12/19/2012	(20,703.59)
40211000	Dom WW Svc Billed	ZA	9400001577	12/19/2012	(102.96)
40310100	OthRev-Late Pymt Fee	ZA	9400001577	12/19/2012	(4,261.72)
40310400	OthRev-NSF Ck Chrg	ZA	9400001577	12/19/2012	(96.00)
40310500	OthRev-Appl/InitFee	ZA	9400001577	12/19/2012	(2,236.00)
40310700	OthRev-Reconnct Fee	ZA	9400001577	12/19/2012	(806.00)
50171000	Annual Incent Plan	SA	100002304	12/19/2012	94,334.13
50457000	Training	WE	5000004197	12/19/2012	19,838.00
51800000	Chemicals	WE	5000004183	12/19/2012	1,292.35
51800000	Chemicals	WE	5000004421	12/19/2012	(1,292.35)
52000000	M&S Expense (O&M)	UZ	2000000658	12/19/2012	(20,948.27)
52000000	M&S Expense (O&M)	ZI	9000001861	12/19/2012	95.54
52000000	M&S Expense (O&M)	ZI	9000001899	12/19/2012	350.00
52000000	M&S Expense (O&M)	ZI	9000001958	12/19/2012	117.89
52000000	M&S Expense (O&M)	ZI	9000001959	12/19/2012	6.33
52000000	M&S Expense (O&M)	ZI	9000001960	12/19/2012	190.37
52000000	M&S Expense (O&M)	ZI	9000001961	12/19/2012	61.37
52000000	M&S Expense (O&M)	ZI	9000001962	12/19/2012	32.12
52000000	M&S Expense (O&M)	ZI	9000001963	12/19/2012	34.30
52000000	M&S Expense (O&M)	ZI	9000002296	12/19/2012	95.54
52500000	Misc Expense (O&M)	UZ	2000000660	12/19/2012	1,090,899.00
52500000	Misc Expense (O&M)	WE	5000004186	12/19/2012	69,393.96
52500000	Misc Expense (O&M)	WE	5000004187	12/19/2012	149,036.00
52500000	Misc Expense (O&M)	WE	5000004189	12/19/2012	1,090,899.00
52500000	Misc Expense (O&M)	WE	5000004190	12/19/2012	(1,090,899.00)
52500000	Misc Expense (O&M)	WE	5000004191	12/19/2012	175,059.00



## Kentucky American Water Company

Case No. 2012-00520

Response to PSC DR1, Item 31

Account	Description	Doc Type	Document Number	Posting Date	Amount
52510000	Bank Svc Charges	SN	100002367	12/19/2012	(473.96)
52510000	Bank Svc Charges	KR	5000004171	12/19/2012	7,244.82
52534000	Employee Expenses	ZI	9000001804	12/19/2012	266.00
52534000	Employee Expenses	ZI	9000001909	12/19/2012	21.66
52534000	Employee Expenses	ZI	9000001910	12/19/2012	94.44
52534000	Employee Expenses	ZI	9000001912	12/19/2012	19.90
52534000	Employee Expenses	ZI	9000001918	12/19/2012	130.43
52534000	Employee Expenses	ZI	9000001936	12/19/2012	4.00
52534000	Employee Expenses	ZI	9000001952	12/19/2012	226.87
52534000	Employee Expenses	ZI	9000001957	12/19/2012	260.86
52534000	Employee Expenses	ZI	9000002202	12/19/2012	266.00
52535000	Meals Deductible	ZI	9000001862	12/19/2012	45.41
52535000	Meals Deductible	ZI	9000001864	12/19/2012	14.79
52535000	Meals Deductible	ZI	9000001865	12/19/2012	7.19
52535000	Meals Deductible	ZI	9000001868	12/19/2012	985.03
52535000	Meals Deductible	ZI	9000001902	12/19/2012	7.50
52535000	Meals Deductible	ZI	9000001907	12/19/2012	5.32
52535000	Meals Deductible	ZI	9000001908	12/19/2012	13.64
52535000	Meals Deductible	ZI	9000001913	12/19/2012	16.58
52535000	Meals Deductible	ZI	9000001934	12/19/2012	82.91
52535000	Meals Deductible	ZI	9000001937	12/19/2012	56.59
52535000	Meals Deductible	ZI	9000001939	12/19/2012	15.42
52535000	Meals Deductible	ZI	9000001942	12/19/2012	14.56
52535000	Meals Deductible	ZI	9000001943	12/19/2012	4.82
52535000	Meals Deductible	ZI	9000001944	12/19/2012	8.46
52535000	Meals Deductible	ZI	9000001945	12/19/2012	7.86
52535000	Meals Deductible	ZI	9000001948	12/19/2012	29.96
52535000	Meals Deductible	ZI	9000001949	12/19/2012	19.38
52535000	Meals Deductible	ZI	9000001950	12/19/2012	17.72
52535000	Meals Deductible	ZI	9000001953	12/19/2012	16.02
52535000	Meals Deductible	ZI	9000002297	12/19/2012	45.41
52535000	Meals Deductible	ZI	9000002299	12/19/2012	14.79
52535000	Meals Deductible	ZI	9000002301	12/19/2012	7.19
52535000	Meals Deductible	ZI	9000002305	12/19/2012	985.03
52550000	Janitorial	ZI	9000001946	12/19/2012	4.27
52562000	Office Supplies	WE	5000004180	12/19/2012	175.28
52562000	Office Supplies	WE	5000004181	12/19/2012	953.10
52562000	Office Supplies	WE	5000004182	12/19/2012	278.53
52562000	Office Supplies	RE	5000004195	12/19/2012	(38.54)
52562000	Office Supplies	ZI	9000001955	12/19/2012	16.37
52574100	Cell Phone	ZI	9000001856	12/19/2012	64.35
52574100	Cell Phone	ZI	9000002288	12/19/2012	64.35
52582000	Uniforms	ZI	9000001859	12/19/2012	111.30
52582000	Uniforms	ZI	9000001860	12/19/2012	185.48
52582000	Uniforms	ZI	9000001946	12/19/2012	56.16
52582000	Uniforms	ZI	9000002293	12/19/2012	111.30
52582000	Uniforms	ZI	9000002294	12/19/2012	185.48
52586000	PO Small Differences	RE	5000004195	12/19/2012	38.54
52586000	PO Small Differences	RE	5000004208	12/19/2012	48.75
53150000	Contr Svc-Other	UZ	2000000660	12/19/2012	(56,867.50)
53150000	Contr Svc-Other	WE	5000004176	12/19/2012	35,647.00
53150000	Contr Svc-Other	WE	5000004177	12/19/2012	21.50
53150000	Contr Svc-Other	WE	5000004178	12/19/2012	21,156.00

Kentucky American Water Company  
Case No. 2012-00520  
Response to PSC DR1, Item 31

Account	Description	Doc Type	Document Number	Posting Date	Amount
53150000	Contr Svc-Other	WE	5000004179	12/19/2012	43.00
53150000	Contr Svc-Other	RE	5000004185	12/19/2012	(4,500.00)
53150000	Contr Svc-Other	WE	5000004188	12/19/2012	22,343.00
53150000	Contr Svc-Other	WE	5000004192	12/19/2012	2,094.00
53150000	Contr Svc-Other	WE	5000004193	12/19/2012	1,082.00
53150000	Contr Svc-Other	WE	5000004194	12/19/2012	2,023.00
53150000	Contr Svc-Other	WE	5000004196	12/19/2012	1,122.00
53150000	Contr Svc-Other	KR	5000004198	12/19/2012	129.32
53150000	Contr Svc-Other	KR	5000004199	12/19/2012	175.40
53150000	Contr Svc-Other	ZI	9000001940	12/19/2012	583.85
55000000	Transportation (O&M)	ZI	9000001863	12/19/2012	21.16
55000000	Transportation (O&M)	ZI	9000001938	12/19/2012	40.24
55000000	Transportation (O&M)	ZI	9000001947	12/19/2012	3.51
55000000	Transportation (O&M)	ZI	9000001951	12/19/2012	29.33
55000000	Transportation (O&M)	ZI	9000001954	12/19/2012	80.50
55000000	Transportation (O&M)	ZI	9000001956	12/19/2012	140.42
55000000	Transportation (O&M)	ZI	9000002298	12/19/2012	21.16
55010200	Trans Lease Fuel	ZI	9000001818	12/19/2012	34.60
55010200	Trans Lease Fuel	ZI	9000001848	12/19/2012	1,120.00
55010200	Trans Lease Fuel	ZI	9000001849	12/19/2012	300.00
55010200	Trans Lease Fuel	ZI	9000001866	12/19/2012	975.00
55010200	Trans Lease Fuel	ZI	9000001867	12/19/2012	550.00
55010200	Trans Lease Fuel	ZI	9000002222	12/19/2012	34.60
55010200	Trans Lease Fuel	ZI	9000002279	12/19/2012	1,120.00
55010200	Trans Lease Fuel	ZI	9000002280	12/19/2012	300.00
55010200	Trans Lease Fuel	ZI	9000002302	12/19/2012	975.00
55010200	Trans Lease Fuel	ZI	9000002303	12/19/2012	550.00
72802100	CIAC Receipt Non-Services Clear	UZ	2000000658	12/19/2012	9,804.00
88107000	CAP Move-CWIP	UZ	2000000659	12/19/2012	20,948.27
88107000	CAP Move-CWIP	UZ	2000000661	12/19/2012	(899,607.41)
88257100	CAP Move-RWIP	UZ	2000000661	12/19/2012	(134,424.09)
88271170	CAP Move-CIAC NT WIP	UZ	2000000659	12/19/2012	(9,804.00)
88900000	CAP Move-Settlement	UZ	2000000659	12/19/2012	(11,144.27)
88900000	CAP Move-Settlement	UZ	2000000661	12/19/2012	1,034,031.50
40111000	Res Sales Billed	ZA	9400001578	12/20/2012	(211,953.29)
40121000	Com Sales Billed	ZA	9400001578	12/20/2012	(77,301.12)
40131000	Ind Sales Billed	ZA	9400001578	12/20/2012	(277.61)
40145000	Priv Fire Billed	ZA	9400001578	12/20/2012	(4,251.31)
40151000	Publ Auth Billed	ZA	9400001578	12/20/2012	5,591.35
40161000	Sls/Rsle Billed	ZA	9400001578	12/20/2012	(79.23)
40211000	Dom WW Svc Billed	ZA	9400001578	12/20/2012	(1,459.59)
40221000	Com WW Svc Billed	ZA	9400001578	12/20/2012	(381.25)
40231000	Ind WW Svc Billed	ZA	9400001578	12/20/2012	(40.20)
40310100	OthRev-Late Pymt Fee	ZA	9400001578	12/20/2012	(1,198.85)
40310400	OthRev-NSF Ck Chrg	ZA	9400001578	12/20/2012	(72.00)
40310500	OthRev-Appl/InitFee	ZA	9400001578	12/20/2012	(2,158.00)
40310700	OthRev-Reconnct Fee	ZA	9400001578	12/20/2012	(650.00)
50457000	Training	UZ	2000000662	12/20/2012	(19,838.00)
51800000	Chemicals	SN	100002306	12/20/2012	(597.62)
52000000	M&S Expense (O&M)	ZI	9000001992	12/20/2012	498.50
52500000	Misc Expense (O&M)	UZ	2000000662	12/20/2012	(393,488.96)
52500000	Misc Expense (O&M)	UZ	2000000666	12/20/2012	(12,349.00)
52500000	Misc Expense (O&M)	UZ	2000000668	12/20/2012	3,928.36

Kentucky American Water Company  
Case No. 2012-00520  
Response to PSC DR1, Item 31

Account	Description	Doc Type	Document Number	Posting Date	Amount
52500000	Misc Expense (O&M)	WE	5000004218	12/20/2012	12,349.00
52500000	Misc Expense (O&M)	RE	5000004227	12/20/2012	(3,928.36)
52500000	Misc Expense (O&M)	WE	5000004232	12/20/2012	1,651.06
52500000	Misc Expense (O&M)	ZI	9000001993	12/20/2012	118.05
52514500	Charitb Don-H/Ed/En	ZF	5000004200	12/20/2012	6,369.66
52514700	Community Partnrshps	ZF	5000004201	12/20/2012	4,698.66
52514700	Community Partnrshps	ZF	5000004202	12/20/2012	500.00
52534000	Employee Expenses	ZI	9000001974	12/20/2012	280.36
52534000	Employee Expenses	ZI	9000001980	12/20/2012	1.46
52534000	Employee Expenses	ZI	9000001988	12/20/2012	38.00
52534000	Employee Expenses	ZI	9000001989	12/20/2012	380.33
52534000	Employee Expenses	ZI	9000002148	12/20/2012	280.36
52534000	Employee Expenses	ZI	9000002224	12/20/2012	1.46
52534000	Employee Expenses	ZI	9000002306	12/20/2012	38.00
52534000	Employee Expenses	ZI	9000002307	12/20/2012	380.33
52535000	Meals Deductible	KR	5000004219	12/20/2012	213.35
52535000	Meals Deductible	ZI	9000001968	12/20/2012	32.06
52535000	Meals Deductible	ZI	9000001969	12/20/2012	12.76
52535000	Meals Deductible	ZI	9000001970	12/20/2012	41.88
52535000	Meals Deductible	ZI	9000001971	12/20/2012	23.36
52535000	Meals Deductible	ZI	9000001972	12/20/2012	69.00
52535000	Meals Deductible	ZI	9000001973	12/20/2012	6.56
52535000	Meals Deductible	ZI	9000001975	12/20/2012	14.98
52535000	Meals Deductible	ZI	9000001976	12/20/2012	24.47
52535000	Meals Deductible	ZI	9000001977	12/20/2012	35.74
52535000	Meals Deductible	ZI	9000001978	12/20/2012	8.35
52535000	Meals Deductible	ZI	9000001997	12/20/2012	131.55
52535000	Meals Deductible	ZI	9000002043	12/20/2012	32.06
52535000	Meals Deductible	ZI	9000002050	12/20/2012	12.76
52535000	Meals Deductible	ZI	9000002059	12/20/2012	41.88
52535000	Meals Deductible	ZI	9000002070	12/20/2012	23.36
52535000	Meals Deductible	ZI	9000002102	12/20/2012	69.00
52535000	Meals Deductible	ZI	9000002147	12/20/2012	6.56
52535000	Meals Deductible	ZI	9000002153	12/20/2012	14.98
52535000	Meals Deductible	ZI	9000002156	12/20/2012	24.47
52535000	Meals Deductible	ZI	9000002157	12/20/2012	35.74
52535000	Meals Deductible	ZI	9000002189	12/20/2012	8.35
52554500	Lab Supplies	UZ	2000000664	12/20/2012	(41.61)
52554500	Lab Supplies	UZ	2000000666	12/20/2012	1,662.88
52554500	Lab Supplies	RE	5000004211	12/20/2012	25.87
52554500	Lab Supplies	RE	5000004212	12/20/2012	41.61
52554500	Lab Supplies	RE	5000004217	12/20/2012	(1,662.88)
52554500	Lab Supplies	WE	5000004230	12/20/2012	2,971.72
52554500	Lab Supplies	WE	5000004231	12/20/2012	260.21
52554500	Lab Supplies	WE	5000004233	12/20/2012	4,952.55
52554500	Lab Supplies	WE	5000004237	12/20/2012	206.38
52556500	Low Income Pay Prog	ZF	5000004204	12/20/2012	30,000.00
52562000	Office Supplies	ZI	9000001982	12/20/2012	38.75
52562000	Office Supplies	ZI	9000002239	12/20/2012	38.75
52562500	Overnight Shippng	KR	5000004216	12/20/2012	12.62
52562500	Overnight Shippng	ZI	9000001994	12/20/2012	8.90
52562500	Overnight Shippng	ZI	9000001995	12/20/2012	6.35
52574000	Telephone	ZC	9400001576	12/20/2012	2,502.23

## Kentucky American Water Company

Case No. 2012-00520

Response to PSC DR1, Item 31

Account	Description	Doc Type	Document Number	Posting Date	Amount
53150000	Contr Svc-Other	UZ	2000000662	12/20/2012	(28,793.32)
57010000	Uncoll Accts Exp	ZA	9400001578	12/20/2012	(63.48)
68543000	Othr Taxes &Licenses	ZF	5000004214	12/20/2012	50.00
72801100	Adv Receipt Non-Services Cleari DR		4000005047	12/20/2012	(25,185.36)
72802100	CIAC Receipt Non-Services Clear DR		4000005009	12/20/2012	(817.00)
72802100	CIAC Receipt Non-Services Clear DR		4000005047	12/20/2012	(3,704.00)
88107000	CAP Move-CWIP	UZ	2000000663	12/20/2012	419,322.52
88107000	CAP Move-CWIP	UZ	2000000667	12/20/2012	11,114.10
88107000	CAP Move-CWIP	UZ	2000000669	12/20/2012	(3,928.36)
88257100	CAP Move-RWIP	UZ	2000000663	12/20/2012	22,797.76
88257100	CAP Move-RWIP	UZ	2000000665	12/20/2012	41.61
88257100	CAP Move-RWIP	UZ	2000000667	12/20/2012	(427.98)
88900000	CAP Move-Settlement	UZ	2000000663	12/20/2012	(442,120.28)
88900000	CAP Move-Settlement	UZ	2000000665	12/20/2012	(41.61)
88900000	CAP Move-Settlement	UZ	2000000667	12/20/2012	(10,686.12)
88900000	CAP Move-Settlement	UZ	2000000669	12/20/2012	3,928.36
40111000	Res Sales Billed	ZA	9400001579	12/21/2012	(332,160.63)
40121000	Com Sales Billed	ZA	9400001579	12/21/2012	(179,161.15)
40131000	Ind Sales Billed	ZA	9400001579	12/21/2012	(453.85)
40145000	Priv Fire Billed	ZA	9400001579	12/21/2012	(11,163.90)
40151000	Publ Auth Billed	ZA	9400001579	12/21/2012	(17,595.14)
40211000	Dom WW Svc Billed	ZA	9400001579	12/21/2012	(17.27)
40221000	Com WW Svc Billed	ZA	9400001579	12/21/2012	(9.21)
40310100	OthRev-Late Pymt Fee	ZA	9400001579	12/21/2012	(2,883.31)
40310400	OthRev-NSF Ck Chrg	ZA	9400001579	12/21/2012	(72.00)
40310500	OthRev-Appl/InitFee	ZA	9400001579	12/21/2012	(4,524.00)
40310700	OthRev-Reconnct Fee	ZA	9400001579	12/21/2012	(1,794.00)
51510000	Purchased Power	ZN	5000004243	12/21/2012	1,372.17
52000000	M&S Expense (O&M)	UZ	2000000670	12/21/2012	(677.08)
52000000	M&S Expense (O&M)	UZ	2000000672	12/21/2012	(72,885.41)
52000000	M&S Expense (O&M)	KR	5000004238	12/21/2012	72,885.41
52500000	Misc Expense (O&M)	UZ	2000000670	12/21/2012	(2,136.01)
52500000	Misc Expense (O&M)	ZI	9000001996	12/21/2012	96.72
52514500	Charitb Don-H/Ed/En	ZI	9000001998	12/21/2012	250.00
52532000	Electricity	ZN	5000004243	12/21/2012	381.94
52535000	Meals Deductible	ZI	9000001979	12/21/2012	45.00
52535000	Meals Deductible	ZI	9000001981	12/21/2012	8.97
52535000	Meals Deductible	ZI	9000001983	12/21/2012	455.04
52535000	Meals Deductible	ZI	9000001984	12/21/2012	43.22
52535000	Meals Deductible	ZI	9000001985	12/21/2012	197.09
52535000	Meals Deductible	ZI	9000001986	12/21/2012	21.20
52535000	Meals Deductible	ZI	9000001987	12/21/2012	144.09
52535000	Meals Deductible	ZI	9000002223	12/21/2012	45.00
52535000	Meals Deductible	ZI	9000002238	12/21/2012	8.97
52535000	Meals Deductible	ZI	9000002254	12/21/2012	455.04
52535000	Meals Deductible	ZI	9000002263	12/21/2012	43.22
52535000	Meals Deductible	ZI	9000002274	12/21/2012	197.09
52535000	Meals Deductible	ZI	9000002275	12/21/2012	21.20
52535000	Meals Deductible	ZI	9000002300	12/21/2012	144.09
52548100	Hiring Costs	KR	5000004261	12/21/2012	53.00
52554500	Lab Supplies	UZ	2000000670	12/21/2012	(7,924.27)
52578000	Trash Removal	KR	5000004239	12/21/2012	69.45
52585000	Discounts Available	ZP	3000008142	12/21/2012	(27.00)

## Kentucky American Water Company

Case No. 2012-00520

Response to PSC DR1, Item 31

Account	Description	Doc Type	Document Number	Posting Date	Amount
52585000	Discounts Available	ZP	3000008146	12/21/2012	(14.13)
53150000	Contr Svc-Other	UZ	2000000674	12/21/2012	(29,939.00)
53150000	Contr Svc-Other	UZ	2000000676	12/21/2012	(48,851.00)
53150000	Contr Svc-Other	WE	5000004242	12/21/2012	29,939.00
53150000	Contr Svc-Other	WE	5000004248	12/21/2012	270.00
53150000	Contr Svc-Other	WE	5000004249	12/21/2012	5,105.00
53150000	Contr Svc-Other	WE	5000004250	12/21/2012	105.00
53150000	Contr Svc-Other	WE	5000004251	12/21/2012	430.00
53150000	Contr Svc-Other	WE	5000004253	12/21/2012	425.00
53150000	Contr Svc-Other	WE	5000004254	12/21/2012	31,823.00
53150000	Contr Svc-Other	WE	5000004255	12/21/2012	850.00
53150000	Contr Svc-Other	WE	5000004256	12/21/2012	600.00
53150000	Contr Svc-Other	WE	5000004257	12/21/2012	8,243.00
53150000	Contr Svc-Other	WE	5000004258	12/21/2012	1,000.00
53155000	Contr Svc-Legal	ZF	5000004241	12/21/2012	2,000.00
57010000	Uncoll Accts Exp	ZA	9400001579	12/21/2012	(256.27)
72801300	Adv Refund Non-Services Cleari	UZ	2000000676	12/21/2012	(4,921.69)
72801300	Adv Refund Non-Services Cleari	ZF	5000004245	12/21/2012	1,126.73
72801300	Adv Refund Non-Services Cleari	ZF	5000004246	12/21/2012	860.76
72801300	Adv Refund Non-Services Cleari	ZF	5000004247	12/21/2012	2,934.20
72802100	CIAC Receipt Non-Services Clear	UZ	2000000670	12/21/2012	817.00
88106000	CAP Move-CCNC	UN	2000000680	12/21/2012	195,829.76
88107000	CAP Move-CWIP	UZ	2000000671	12/21/2012	2,662.04
88107000	CAP Move-CWIP	UZ	2000000673	12/21/2012	72,885.41
88107000	CAP Move-CWIP	UZ	2000000675	12/21/2012	29,939.00
88107000	CAP Move-CWIP	UZ	2000000677	12/21/2012	46,165.67
88107000	CAP Move-CWIP	UN	2000000680	12/21/2012	(195,829.76)
88252100	CAP Move-ADV NT	UN	2000000680	12/21/2012	4,921.69
88252170	CAP Move-ADV NT WIP	UZ	2000000677	12/21/2012	4,921.69
88252170	CAP Move-ADV NT WIP	UN	2000000680	12/21/2012	(4,921.69)
88257100	CAP Move-RWIP	UZ	2000000671	12/21/2012	8,075.32
88257100	CAP Move-RWIP	UZ	2000000677	12/21/2012	2,685.33
88271100	CAP Move-CIAC NT	UN	2000000680	12/21/2012	(10,248.51)
88271170	CAP Move-CIAC NT WIP	UZ	2000000671	12/21/2012	(817.00)
88271170	CAP Move-CIAC NT WIP	UN	2000000680	12/21/2012	10,248.51
88900000	CAP Move-Settlement	UZ	2000000671	12/21/2012	(9,920.36)
88900000	CAP Move-Settlement	UZ	2000000673	12/21/2012	(72,885.41)
88900000	CAP Move-Settlement	UZ	2000000675	12/21/2012	(29,939.00)
88900000	CAP Move-Settlement	UZ	2000000677	12/21/2012	(53,772.69)
51800000	Chemicals	SN	100002318	12/22/2012	(604.77)
52000000	M&S Expense (O&M)	WA	5000004267	12/22/2012	(630.18)
52000000	M&S Expense (O&M)	WA	5000004268	12/22/2012	(127.20)
52000000	M&S Expense (O&M)	WA	5000004269	12/22/2012	(31.30)
52000000	M&S Expense (O&M)	WA	5000004270	12/22/2012	57.72
52000000	M&S Expense (O&M)	WA	5000004271	12/22/2012	436.03
52000000	M&S Expense (O&M)	WA	5000004272	12/22/2012	81.33
52000000	M&S Expense (O&M)	WA	5000004273	12/22/2012	5,059.22
52000000	M&S Expense (O&M)	WA	5000004274	12/22/2012	76.36
52000000	M&S Expense (O&M)	WA	5000004275	12/22/2012	31,881.92
52000000	M&S Expense (O&M)	WA	5000004276	12/22/2012	63,141.60
52000000	M&S Expense (O&M)	WA	5000004277	12/22/2012	49,748.94
52000000	M&S Expense (O&M)	WA	5000004278	12/22/2012	89.45
52000000	M&S Expense (O&M)	WA	5000004279	12/22/2012	1,304.72

Kentucky American Water Company  
Case No. 2012-00520  
Response to PSC DR1, Item 31

Account	Description	Doc Type	Document Number	Posting Date	Amount
52562000	Office Supplies	UZ	2000000681	12/22/2012	(2,130.00)
55000100	Trans Cap Credits	UZ	2000000681	12/22/2012	(43.20)
72801100	Adv Receipt Non-Services Cleari	UZ	2000000681	12/22/2012	25,185.36
72802100	CIAC Receipt Non-Services Clear	UZ	2000000681	12/22/2012	3,704.00
88107000	CAP Move-CWIP	UZ	2000000682	12/22/2012	2,173.20
88252170	CAP Move-ADV NT WIP	UZ	2000000682	12/22/2012	(25,185.36)
88271170	CAP Move-CIAC NT WIP	UZ	2000000682	12/22/2012	(3,704.00)
88900000	CAP Move-Settlement	UZ	2000000682	12/22/2012	26,716.16
52000000	M&S Expense (O&M)	UZ	2000000683	12/23/2012	(151,088.61)
52500000	Misc Expense (O&M)	UZ	2000000685	12/23/2012	(249.76)
52500000	Misc Expense (O&M)	KR	5000004281	12/23/2012	249.76
52548100	Hiring Costs	KR	5000004280	12/23/2012	132.50
88107000	CAP Move-CWIP	UZ	2000000684	12/23/2012	149,969.01
88107000	CAP Move-CWIP	UZ	2000000686	12/23/2012	249.76
88257100	CAP Move-RWIP	UZ	2000000684	12/23/2012	1,119.60
88900000	CAP Move-Settlement	UZ	2000000684	12/23/2012	(151,088.61)
88900000	CAP Move-Settlement	UZ	2000000686	12/23/2012	(249.76)
40111000	Res Sales Billed	ZA	9400001633	12/24/2012	(115,572.43)
40121000	Com Sales Billed	ZA	9400001633	12/24/2012	(60,212.28)
40131000	Ind Sales Billed	ZA	9400001633	12/24/2012	(2,725.67)
40145000	Priv Fire Billed	ZA	9400001633	12/24/2012	(4,916.23)
40151000	Publ Auth Billed	ZA	9400001633	12/24/2012	(13,514.32)
40310100	OthRev-Late Pymt Fee	ZA	9400001633	12/24/2012	(109.36)
40310400	OthRev-NSF Ck Chrg	ZA	9400001633	12/24/2012	(132.00)
40310500	OthRev-Appl/InitFee	ZA	9400001633	12/24/2012	(1,456.00)
40310700	OthRev-Reconnct Fee	ZA	9400001633	12/24/2012	(546.00)
50109900	Labor Cap Credits	UZ	2000000687	12/24/2012	(38,824.44)
50119900	LaborNSOT CapCredits	UZ	2000000687	12/24/2012	(6,966.54)
50421100	401k Exp Cap Credits	UZ	2000000687	12/24/2012	(898.42)
50422100	DCP Exp Cap Credits	UZ	2000000687	12/24/2012	(1,164.60)
50550100	Group Ins Cap Credts	UZ	2000000687	12/24/2012	(7,782.04)
51510000	Purchased Power	ZN	5000004283	12/24/2012	1,032.20
52500000	Misc Expense (O&M)	RE	5000004284	12/24/2012	42.12
57010000	Uncoll Accts Exp	ZA	9400001633	12/24/2012	(182.59)
68533100	FICA Cap Credits	UZ	2000000687	12/24/2012	(3,210.02)
68535100	SUTA Cap Credits	UZ	2000000687	12/24/2012	(44.32)
88107000	CAP Move-CWIP	UZ	2000000688	12/24/2012	56,252.82
88257100	CAP Move-RWIP	UZ	2000000688	12/24/2012	2,637.56
88900000	CAP Move-Settlement	UZ	2000000688	12/24/2012	(58,890.38)
52000000	M&S Expense (O&M)	WA	5000004287	12/25/2012	130.71
52000000	M&S Expense (O&M)	WA	5000004288	12/25/2012	101.06
52000000	M&S Expense (O&M)	WA	5000004289	12/25/2012	489.74
52000000	M&S Expense (O&M)	WA	5000004291	12/25/2012	489.74
52500000	Misc Expense (O&M)	SN	100002320	12/25/2012	(1,293.42)
52500000	Misc Expense (O&M)	UZ	2000000689	12/25/2012	(42.12)
52500000	Misc Expense (O&M)	RE	5000004286	12/25/2012	161.83
52554500	Lab Supplies	RE	5000004285	12/25/2012	97.36
53150000	Contr Svc-Other	RE	5000004286	12/25/2012	87.44
88257100	CAP Move-RWIP	UZ	2000000690	12/25/2012	42.12
88900000	CAP Move-Settlement	UZ	2000000690	12/25/2012	(42.12)
40111000	Res Sales Billed	ZA	9400001634	12/26/2012	(165,306.77)
40121000	Com Sales Billed	ZA	9400001634	12/26/2012	(16,573.98)
40145000	Priv Fire Billed	ZA	9400001634	12/26/2012	(3,296.74)

Kentucky American Water Company  
Case No. 2012-00520  
Response to PSC DR1, Item 31

Account	Description	Doc Type	Document Number	Posting Date	Amount
40151000	Publ Auth Billed	ZA	9400001634	12/26/2012	(3,567.27)
40310100	OthRev-Late Pymt Fee	ZA	9400001634	12/26/2012	(74.21)
40310400	OthRev-NSF Ck Chrg	ZA	9400001634	12/26/2012	(24.00)
40310500	OthRev-Appl/InitFee	ZA	9400001634	12/26/2012	(1,222.00)
40310700	OthRev-Reconnct Fee	ZA	9400001634	12/26/2012	(364.00)
50426000	Retiree Medical Exp	SA	100002319	12/26/2012	2,750.00
51110000	Waste Disposal	WA	5000004304	12/26/2012	2,549.43
51110000	Waste Disposal	WA	5000004321	12/26/2012	19.78
51800000	Chemicals	WA	5000004303	12/26/2012	28,028.13
51800000	Chemicals	WA	5000004317	12/26/2012	958.76
51800000	Chemicals	WA	5000004320	12/26/2012	11,888.26
52000000	M&S Expense (O&M)	UZ	2000000692	12/26/2012	(1,211.25)
52000000	M&S Expense (O&M)	UZ	2000000693	12/26/2012	(390.47)
52000000	M&S Expense (O&M)	WA	5000004294	12/26/2012	26.19
52000000	M&S Expense (O&M)	WA	5000004295	12/26/2012	3.15
52000000	M&S Expense (O&M)	WA	5000004296	12/26/2012	21.15
52000000	M&S Expense (O&M)	WA	5000004297	12/26/2012	138.61
52000000	M&S Expense (O&M)	WA	5000004299	12/26/2012	83.68
52000000	M&S Expense (O&M)	WA	5000004300	12/26/2012	143.88
52000000	M&S Expense (O&M)	WA	5000004312	12/26/2012	(130.71)
52000000	M&S Expense (O&M)	WA	5000004313	12/26/2012	(101.06)
52000000	M&S Expense (O&M)	WA	5000004314	12/26/2012	(489.74)
52000000	M&S Expense (O&M)	WA	5000004315	12/26/2012	(489.74)
52000000	M&S Expense (O&M)	WA	5000004327	12/26/2012	1,374.21
52000000	M&S Expense (O&M)	WA	5000004328	12/26/2012	99.45
52000000	M&S Expense (O&M)	WA	5000004329	12/26/2012	78.06
52000000	M&S Expense (O&M)	WA	5000004330	12/26/2012	766.25
52000000	M&S Expense (O&M)	WA	5000004331	12/26/2012	(2,317.95)
52500000	Misc Expense (O&M)	UZ	2000000692	12/26/2012	(161.83)
52500000	Misc Expense (O&M)	UZ	2000000695	12/26/2012	0.16
52500000	Misc Expense (O&M)	WE	5000004318	12/26/2012	1,126.83
52500000	Misc Expense (O&M)	WE	5000004319	12/26/2012	2,449.03
52500000	Misc Expense (O&M)	RE	5000004324	12/26/2012	(0.16)
52532000	Electricity	ZN	5000004316	12/26/2012	89.16
52542000	Forms	KR	5000004293	12/26/2012	247.61
52550000	Janitorial	KR	5000004310	12/26/2012	657.52
52554500	Lab Supplies	UZ	2000000692	12/26/2012	(97.36)
52554500	Lab Supplies	KR	5000004472	12/26/2012	8,725.02
53150000	Contr Svc-Other	UZ	2000000692	12/26/2012	(87.44)
53150000	Contr Svc-Other	UZ	2000000693	12/26/2012	(9,884.00)
53150000	Contr Svc-Other	UZ	2000000695	12/26/2012	(9,030.00)
53150000	Contr Svc-Other	WE	5000004301	12/26/2012	9,884.00
53150000	Contr Svc-Other	KR	5000004308	12/26/2012	83.45
53150000	Contr Svc-Other	KR	5000004309	12/26/2012	349.80
53150000	Contr Svc-Other	KR	5000004311	12/26/2012	208.23
53150000	Contr Svc-Other	WE	5000004322	12/26/2012	3,335.00
53150000	Contr Svc-Other	WE	5000004323	12/26/2012	5,695.00
53150000	Contr Svc-Other	KR	5000004325	12/26/2012	36.98
53150000	Contr Svc-Other	KR	5000004326	12/26/2012	48.26
54140000	Rents-Equip	WE	5000004302	12/26/2012	162.18
55000000	Transportation (O&M)	ZI	9000001990	12/26/2012	(11.56)
55000000	Transportation (O&M)	ZI	9000001991	12/26/2012	11.56
55000000	Transportation (O&M)	ZI	9000002332	12/26/2012	(11.56)

Kentucky American Water Company  
Case No. 2012-00520  
Response to PSC DR1, Item 31

Account	Description	Doc Type	Document Number	Posting Date	Amount
55000000	Transportation (O&M)	ZI	9000002333	12/26/2012	11.56
57010000	Uncoll Accts Exp	ZA	9400001634	12/26/2012	(68.57)
88107000	CAP Move-CWIP	UZ	2000000691	12/26/2012	1,435.60
88107000	CAP Move-CWIP	UZ	2000000694	12/26/2012	10,251.11
88107000	CAP Move-CWIP	UZ	2000000696	12/26/2012	9,029.84
88257100	CAP Move-RWIP	UZ	2000000691	12/26/2012	122.28
88257100	CAP Move-RWIP	UZ	2000000694	12/26/2012	23.36
88900000	CAP Move-Settlement	UZ	2000000691	12/26/2012	(1,557.88)
88900000	CAP Move-Settlement	UZ	2000000694	12/26/2012	(10,274.47)
88900000	CAP Move-Settlement	UZ	2000000696	12/26/2012	(9,029.84)
40111000	Res Sales Billed	ZA	9400001636	12/27/2012	3,599.13
40121000	Com Sales Billed	ZA	9400001636	12/27/2012	(10,659.64)
40145000	Priv Fire Billed	ZA	9400001636	12/27/2012	329.91
40151000	Publ Auth Billed	ZA	9400001636	12/27/2012	5,272.26
40221000	Com WW Svc Billed	ZA	9400001636	12/27/2012	(9.21)
40310100	OthRev-Late Pymt Fee	ZA	9400001636	12/27/2012	(9,888.98)
40310400	OthRev-NSF Ck Chrg	ZA	9400001636	12/27/2012	(24.00)
40310700	OthRev-Reconnct Fee	ZA	9400001636	12/27/2012	26.00
50457000	Training	ZI	9000002314	12/27/2012	230.19
50457000	Training	ZI	9000002366	12/27/2012	230.19
51010000	Purchased Water	KR	5000004338	12/27/2012	35.15
51010000	Purchased Water	KR	5000004339	12/27/2012	9,099.39
51010000	Purchased Water	KR	5000004367	12/27/2012	6,489.89
51110000	Waste Disposal	WA	5000004378	12/27/2012	8,290.92
51800000	Chemicals	SN	100002378	12/27/2012	(1,042.33)
51800000	Chemicals	WA	5000004383	12/27/2012	63,419.05
51800000	Chemicals	WE	5000004422	12/27/2012	1,292.35
52000000	M&S Expense (O&M)	SA	100002325	12/27/2012	(4,073.88)
52000000	M&S Expense (O&M)	UZ	2000000697	12/27/2012	(2,317.97)
52000000	M&S Expense (O&M)	UZ	2000000701	12/27/2012	(659.07)
52000000	M&S Expense (O&M)	KR	5000004334	12/27/2012	162.56
52000000	M&S Expense (O&M)	KR	5000004341	12/27/2012	1,275.00
52000000	M&S Expense (O&M)	WA	5000004351	12/27/2012	299.64
52000000	M&S Expense (O&M)	WA	5000004352	12/27/2012	359.43
52000000	M&S Expense (O&M)	WA	5000004353	12/27/2012	(359.43)
52000000	M&S Expense (O&M)	WA	5000004354	12/27/2012	(299.64)
52000000	M&S Expense (O&M)	KR	5000004363	12/27/2012	381.08
52000000	M&S Expense (O&M)	KR	5000004414	12/27/2012	7,482.67
52000000	M&S Expense (O&M)	KR	5000004415	12/27/2012	291.92
52000000	M&S Expense (O&M)	ZI	9000002197	12/27/2012	214.42
52000000	M&S Expense (O&M)	ZI	9000002198	12/27/2012	44.47
52000000	M&S Expense (O&M)	ZI	9000002312	12/27/2012	65.89
52000000	M&S Expense (O&M)	ZI	9000002331	12/27/2012	(900.00)
52000000	M&S Expense (O&M)	ZI	9000002348	12/27/2012	214.42
52000000	M&S Expense (O&M)	ZI	9000002349	12/27/2012	44.47
52000000	M&S Expense (O&M)	ZI	9000002364	12/27/2012	65.89
52000000	M&S Expense (O&M)	ZI	9000002383	12/27/2012	(900.00)
52000000	M&S Expense (O&M)	ZI	9000002384	12/27/2012	38.20
52500000	Misc Expense (O&M)	SN	100002378	12/27/2012	(19,939.38)
52500000	Misc Expense (O&M)	UZ	2000000703	12/27/2012	(37,100.00)
52500000	Misc Expense (O&M)	UZ	2000000705	12/27/2012	(4,421.67)
52500000	Misc Expense (O&M)	WE	5000004375	12/27/2012	37,100.00
52500000	Misc Expense (O&M)	WE	5000004381	12/27/2012	5,662.52



Kentucky American Water Company  
Case No. 2012-00520  
Response to PSC DR1, Item 31

Account	Description	Doc Type	Document Number	Posting Date	Amount
52500000	Misc Expense (O&M)	RE	5000004390	12/27/2012	(0.29)
52500000	Misc Expense (O&M)	RE	5000004394	12/27/2012	(0.33)
52500000	Misc Expense (O&M)	RE	5000004396	12/27/2012	(0.17)
52500000	Misc Expense (O&M)	RE	5000004398	12/27/2012	(0.23)
52500000	Misc Expense (O&M)	RE	5000004399	12/27/2012	(1,239.83)
52500000	Misc Expense (O&M)	ZI	9000002304	12/27/2012	80.00
52500000	Misc Expense (O&M)	ZI	9000002359	12/27/2012	80.00
52510000	Bank Svc Charges	KR	5000004346	12/27/2012	6,460.76
52515000	Commun Relations-E	ZI	9000002176	12/27/2012	36.44
52515000	Commun Relations-E	ZI	9000002177	12/27/2012	53.86
52515000	Commun Relations-E	ZI	9000002232	12/27/2012	18.15
52515000	Commun Relations-E	ZI	9000002233	12/27/2012	23.24
52515000	Commun Relations-E	ZI	9000002257	12/27/2012	8.37
52515000	Commun Relations-E	ZI	9000002271	12/27/2012	26.50
52515000	Commun Relations-E	ZI	9000002272	12/27/2012	63.39
52515000	Commun Relations-E	ZI	9000002292	12/27/2012	(14.07)
52515000	Commun Relations-E	ZI	9000002308	12/27/2012	(259.98)
52515000	Commun Relations-E	ZI	9000002346	12/27/2012	36.44
52515000	Commun Relations-E	ZI	9000002347	12/27/2012	53.86
52515000	Commun Relations-E	ZI	9000002350	12/27/2012	18.15
52515000	Commun Relations-E	ZI	9000002351	12/27/2012	23.24
52515000	Commun Relations-E	ZI	9000002353	12/27/2012	8.37
52515000	Commun Relations-E	ZI	9000002354	12/27/2012	26.50
52515000	Commun Relations-E	ZI	9000002355	12/27/2012	63.39
52515000	Commun Relations-E	ZI	9000002357	12/27/2012	(14.07)
52515000	Commun Relations-E	ZI	9000002360	12/27/2012	(259.98)
52520000	Collection Agencies	SA	100002328	12/27/2012	(21.16)
52520000	Collection Agencies	SA	100002330	12/27/2012	(103.02)
52520000	Collection Agencies	SN	100002379	12/27/2012	(122.75)
52520000	Collection Agencies	KR	5000004344	12/27/2012	2,168.64
52520000	Collection Agencies	KR	5000004345	12/27/2012	295.85
52535000	Meals Deductible	ZI	9000002253	12/27/2012	7.39
52535000	Meals Deductible	ZI	9000002289	12/27/2012	305.28
52535000	Meals Deductible	ZI	9000002315	12/27/2012	4.23
52535000	Meals Deductible	ZI	9000002321	12/27/2012	2.32
52535000	Meals Deductible	ZI	9000002322	12/27/2012	20.09
52535000	Meals Deductible	ZI	9000002323	12/27/2012	3.70
52535000	Meals Deductible	ZI	9000002326	12/27/2012	29.42
52535000	Meals Deductible	ZI	9000002327	12/27/2012	580.35
52535000	Meals Deductible	ZI	9000002328	12/27/2012	9.30
52535000	Meals Deductible	ZI	9000002329	12/27/2012	7.41
52535000	Meals Deductible	ZI	9000002330	12/27/2012	5.40
52535000	Meals Deductible	ZI	9000002352	12/27/2012	7.39
52535000	Meals Deductible	ZI	9000002356	12/27/2012	305.28
52535000	Meals Deductible	ZI	9000002367	12/27/2012	4.23
52535000	Meals Deductible	ZI	9000002373	12/27/2012	2.32
52535000	Meals Deductible	ZI	9000002374	12/27/2012	20.09
52535000	Meals Deductible	ZI	9000002375	12/27/2012	3.70
52535000	Meals Deductible	ZI	9000002378	12/27/2012	29.42
52535000	Meals Deductible	ZI	9000002379	12/27/2012	580.35
52535000	Meals Deductible	ZI	9000002380	12/27/2012	9.30
52535000	Meals Deductible	ZI	9000002381	12/27/2012	7.41
52535000	Meals Deductible	ZI	9000002382	12/27/2012	5.40

## Kentucky American Water Company

Case No. 2012-00520

Response to PSC DR1, Item 31

Account	Description	Doc Type	Document Number	Posting Date	Amount
52546000	Grounds Keeping	SN	100002378	12/27/2012	(569.10)
52546000	Grounds Keeping	KR	5000004337	12/27/2012	10,054.10
52574100	Cell Phone	ZC	9400001635	12/27/2012	5,438.90
52578000	Trash Removal	KR	5000004335	12/27/2012	323.34
52583000	Water & WW	KR	5000004364	12/27/2012	19.04
52585000	Discounts Available	ZP	3000008817	12/27/2012	(9.10)
53110000	Contr Svc-Eng	UZ	2000000703	12/27/2012	(276.35)
53110000	Contr Svc-Eng	KR	5000004377	12/27/2012	276.35
53150000	Contr Svc-Other	SN	100002378	12/27/2012	(3,445.23)
53150000	Contr Svc-Other	UZ	2000000699	12/27/2012	4,240.00
53150000	Contr Svc-Other	UZ	2000000701	12/27/2012	(172,377.00)
53150000	Contr Svc-Other	UZ	2000000703	12/27/2012	(29,791.00)
53150000	Contr Svc-Other	UZ	2000000705	12/27/2012	(224,463.89)
53150000	Contr Svc-Other	KG	5000004333	12/27/2012	(4,240.00)
53150000	Contr Svc-Other	KR	5000004336	12/27/2012	1,060.00
53150000	Contr Svc-Other	WE	5000004347	12/27/2012	139,234.00
53150000	Contr Svc-Other	KR	5000004348	12/27/2012	1,170.24
53150000	Contr Svc-Other	WE	5000004350	12/27/2012	32,379.00
53150000	Contr Svc-Other	KR	5000004358	12/27/2012	157.10
53150000	Contr Svc-Other	KR	5000004365	12/27/2012	136.25
53150000	Contr Svc-Other	KR	5000004366	12/27/2012	1,057.35
53150000	Contr Svc-Other	WE	5000004371	12/27/2012	6,000.00
53150000	Contr Svc-Other	WE	5000004372	12/27/2012	14,625.00
53150000	Contr Svc-Other	WE	5000004379	12/27/2012	9,166.00
53150000	Contr Svc-Other	KR	5000004380	12/27/2012	60,865.83
53150000	Contr Svc-Other	RE	5000004382	12/27/2012	(0.74)
53150000	Contr Svc-Other	WE	5000004384	12/27/2012	143,846.00
53150000	Contr Svc-Other	WE	5000004385	12/27/2012	(143,846.00)
53150000	Contr Svc-Other	WE	5000004386	12/27/2012	144,000.00
53150000	Contr Svc-Other	WE	5000004391	12/27/2012	9,624.00
53150000	Contr Svc-Other	RE	5000004392	12/27/2012	(0.20)
53150000	Contr Svc-Other	WE	5000004401	12/27/2012	16,206.00
53150000	Contr Svc-Other	WE	5000004409	12/27/2012	6,780.00
53151000	Contr Svc-Temp EE	KG	5000004359	12/27/2012	(695.18)
53151000	Contr Svc-Temp EE	KR	5000004360	12/27/2012	1,125.25
53151000	Contr Svc-Temp EE	KR	5000004361	12/27/2012	729.28
53151000	Contr Svc-Temp EE	KR	5000004362	12/27/2012	911.60
53151000	Contr Svc-Temp EE	KR	5000004368	12/27/2012	2,046.07
53151000	Contr Svc-Temp EE	KR	5000004369	12/27/2012	182.32
53151000	Contr Svc-Temp EE	KR	5000004370	12/27/2012	615.33
54140000	Rents-Equip	KR	5000004332	12/27/2012	210.28
57010000	Uncoll Accts Exp	ZA	9400001636	12/27/2012	(711.87)
62520800	Misc Maint Permits	UZ	2000000703	12/27/2012	(525.00)
62520800	Misc Maint Permits	ZF	5000004349	12/27/2012	525.00
68533000	FICA	SV	100002371	12/27/2012	23,202.00
71511000	M&J Revenues	DG	4000005112	12/27/2012	520.03
71511000	M&J Revenues	DG	4000005200	12/27/2012	10,301.24
72801300	Adv Refund Non-Services Cleari	UZ	2000000703	12/27/2012	(5,939.42)
72801300	Adv Refund Non-Services Cleari	ZF	5000004355	12/27/2012	281.74
72801300	Adv Refund Non-Services Cleari	ZF	5000004356	12/27/2012	1,877.44
72801300	Adv Refund Non-Services Cleari	ZF	5000004357	12/27/2012	2,919.48
72801300	Adv Refund Non-Services Cleari	ZF	5000004373	12/27/2012	860.76
72801300	Adv Refund Non-Services Cleari	ZF	5000004400	12/27/2012	860.76

## Kentucky American Water Company

Case No. 2012-00520

Response to PSC DR1, Item 31

Account	Description	Doc Type	Document Number	Posting Date	Amount
72801300	Adv Refund Non-Services Cleari	ZF	5000004402	12/27/2012	12,924.38
72801300	Adv Refund Non-Services Cleari	ZF	5000004403	12/27/2012	5,126.00
72801300	Adv Refund Non-Services Cleari	ZF	5000004404	12/27/2012	1,083.43
72801300	Adv Refund Non-Services Cleari	ZF	5000004405	12/27/2012	970.46
72801300	Adv Refund Non-Services Cleari	ZF	5000004406	12/27/2012	4,527.00
72801300	Adv Refund Non-Services Cleari	ZF	5000004407	12/27/2012	5,038.56
72801300	Adv Refund Non-Services Cleari	ZF	5000004408	12/27/2012	6,777.60
72802000	CIAC Receipt Services Clearing	DR	4000005190	12/27/2012	(1,634.00)
72802100	CIAC Receipt Non-Services Clear	DR	4000005190	12/27/2012	(2,451.00)
72802100	CIAC Receipt Non-Services Clear	DR	4000005287	12/27/2012	(817.00)
88107000	CAP Move-CWIP	UZ	2000000698	12/27/2012	1,860.83
88107000	CAP Move-CWIP	UZ	2000000700	12/27/2012	(4,240.00)
88107000	CAP Move-CWIP	UZ	2000000702	12/27/2012	149,822.76
88107000	CAP Move-CWIP	UZ	2000000704	12/27/2012	25,138.25
88107000	CAP Move-CWIP	UZ	2000000706	12/27/2012	226,559.29
88252170	CAP Move-ADV NT WIP	UZ	2000000704	12/27/2012	5,939.42
88257100	CAP Move-RWIP	UZ	2000000698	12/27/2012	457.14
88257100	CAP Move-RWIP	UZ	2000000702	12/27/2012	23,213.31
88257100	CAP Move-RWIP	UZ	2000000704	12/27/2012	42,554.10
88257100	CAP Move-RWIP	UZ	2000000706	12/27/2012	2,326.27
88900000	CAP Move-Settlement	UZ	2000000698	12/27/2012	(2,317.97)
88900000	CAP Move-Settlement	UZ	2000000700	12/27/2012	4,240.00
88900000	CAP Move-Settlement	UZ	2000000702	12/27/2012	(173,036.07)
88900000	CAP Move-Settlement	UZ	2000000704	12/27/2012	(73,631.77)
88900000	CAP Move-Settlement	UZ	2000000706	12/27/2012	(228,885.56)
40111000	Res Sales Billed	ZA	9400001637	12/28/2012	(159,573.48)
40121000	Com Sales Billed	ZA	9400001637	12/28/2012	(11,512.09)
40145000	Priv Fire Billed	ZA	9400001637	12/28/2012	(3,349.81)
40151000	Publ Auth Billed	ZA	9400001637	12/28/2012	(486.77)
40310100	OthRev-Late Pymt Fee	ZA	9400001637	12/28/2012	(6,021.45)
40310400	OthRev-NSF Ck Chrg	ZA	9400001637	12/28/2012	(96.00)
40310500	OthRev-Appl/InitFee	ZA	9400001637	12/28/2012	(936.00)
40310600	OthRev-Usage Data	ZA	9400001637	12/28/2012	(12,038.38)
40310700	OthRev-Reconnct Fee	ZA	9400001637	12/28/2012	(182.00)
40319900	OthRev-Misc Svc	ZA	9400001637	12/28/2012	(1,860.00)
50100000	Labor Expense	PA	7000000196	12/28/2012	261,004.80
50100000	Labor Expense	PA	7000000240	12/28/2012	5,849.60
50110000	Labor NS OT -Natural	PA	7000000196	12/28/2012	33,357.29
50120000	Labor OT - Natural	PA	7000000196	12/28/2012	10.08
50421000	401k Expense	PA	7000000196	12/28/2012	5,678.47
50422000	DCP Expense	PA	7000000196	12/28/2012	7,741.02
50550000	Group Insur Expense	PA	7000000196	12/28/2012	57,974.40
50550000	Group Insur Expense	PA	7000000240	12/28/2012	608.96
51110000	Waste Disposal	WA	5000004427	12/28/2012	1,224.62
51800000	Chemicals	WA	5000004426	12/28/2012	34,656.63
51800000	Chemicals	WA	5000004429	12/28/2012	291.56
51800000	Chemicals	WA	5000004457	12/28/2012	338.67
52000000	M&S Expense (O&M)	KR	5000004459	12/28/2012	556.49
52000000	M&S Expense (O&M)	KR	5000004460	12/28/2012	638.00
52000000	M&S Expense (O&M)	KR	5000004461	12/28/2012	379.65
52500000	Misc Expense (O&M)	UZ	2000000711	12/28/2012	(15,183.44)
52500000	Misc Expense (O&M)	UZ	2000000715	12/28/2012	(8,568.21)
52500000	Misc Expense (O&M)	WE	5000004432	12/28/2012	15,183.44

## Kentucky American Water Company

Case No. 2012-00520

Response to PSC DR1, Item 31

Account	Description	Doc Type	Document Number	Posting Date	Amount
52500000	Misc Expense (O&M)	WE	5000004443	12/28/2012	9,434.00
52500000	Misc Expense (O&M)	RE	5000004446	12/28/2012	(711.82)
52500000	Misc Expense (O&M)	RE	5000004448	12/28/2012	(153.97)
52500000	Misc Expense (O&M)	WE	5000004453	12/28/2012	(170.11)
52500000	Misc Expense (O&M)	RE	5000004462	12/28/2012	171,720.00
52500000	Misc Expense (O&M)	RE	5000004465	12/28/2012	(8,436.82)
52500000	Misc Expense (O&M)	WE	5000004469	12/28/2012	2,650.00
52500000	Misc Expense (O&M)	RE	5000004471	12/28/2012	114,480.00
52515001	Commun Relations-S	KR	5000004455	12/28/2012	2,123.03
52532000	Electricity	ZN	5000004463	12/28/2012	114.65
52534000	Employee Expenses	PA	7000000240	12/28/2012	5.00
52562000	Office Supplies	WE	5000004456	12/28/2012	548.08
52571000	Security Svc	UZ	2000000711	12/28/2012	(35,119.92)
52571000	Security Svc	WE	5000004425	12/28/2012	35,119.92
52585000	Discounts Available	ZP	3000008928	12/28/2012	(60.45)
53150000	Contr Svc-Other	UZ	2000000709	12/28/2012	(6,780.00)
53150000	Contr Svc-Other	UZ	2000000711	12/28/2012	(164,720.00)
53150000	Contr Svc-Other	UZ	2000000715	12/28/2012	(88,707.99)
53150000	Contr Svc-Other	UZ	2000000719	12/28/2012	1,335.15
53150000	Contr Svc-Other	WE	5000004423	12/28/2012	78,000.00
53150000	Contr Svc-Other	WE	5000004424	12/28/2012	14,720.00
53150000	Contr Svc-Other	WE	5000004430	12/28/2012	72,000.00
53150000	Contr Svc-Other	WE	5000004442	12/28/2012	16,825.00
53150000	Contr Svc-Other	WE	5000004444	12/28/2012	71,000.00
53150000	Contr Svc-Other	RE	5000004445	12/28/2012	883.04
53150000	Contr Svc-Other	RE	5000004449	12/28/2012	(0.05)
53150000	Contr Svc-Other	RE	5000004474	12/28/2012	25.50
53150000	Contr Svc-Other	RE	5000004475	12/28/2012	178.68
53150000	Contr Svc-Other	RE	5000004476	12/28/2012	61.20
53150000	Contr Svc-Other	RE	5000004477	12/28/2012	31.50
53150000	Contr Svc-Other	RE	5000004478	12/28/2012	6.30
53150000	Contr Svc-Other	RE	5000004479	12/28/2012	153.00
55010500	Trans Reimb EE Prsnl	PA	7000000240	12/28/2012	94.35
57010000	Uncoll Accts Exp	ZA	9400001637	12/28/2012	59,558.14
62520700	Misc Main Pvg/Bckfill	UZ	2000000721	12/28/2012	(17,133.10)
62520700	Misc Main Pvg/Bckfill	WE	5000004458	12/28/2012	17,133.10
68533000	FICA	PA	7000000196	12/28/2012	20,646.12
68533000	FICA	PA	7000000240	12/28/2012	83.39
68535000	SUTA	PA	7000000196	12/28/2012	48.99
71511000	M&J Revenues	DG	4000005210	12/28/2012	446.82
71511000	M&J Revenues	DG	4000005221	12/28/2012	7,567.37
71511000	M&J Revenues	DG	4000005228	12/28/2012	1,495.45
71511000	M&J Revenues	DG	4000005233	12/28/2012	644.96
71511000	M&J Revenues	DG	4000005238	12/28/2012	689.39
71511000	M&J Revenues	DG	4000005242	12/28/2012	5,108.13
71511000	M&J Revenues	DG	4000005250	12/28/2012	177.82
71511000	M&J Revenues	DG	4000005254	12/28/2012	3,523.53
71511000	M&J Revenues	DG	4000005258	12/28/2012	5,330.02
71511000	M&J Revenues	DG	4000005261	12/28/2012	562.60
71511000	M&J Revenues	DG	4000005265	12/28/2012	671.43
71511000	M&J Revenues	DG	4000005269	12/28/2012	14,402.39
71511000	M&J Revenues	DG	4000005273	12/28/2012	4,626.89
71511000	M&J Revenues	DG	4000005278	12/28/2012	8,072.96

## Kentucky American Water Company

Case No. 2012-00520

Response to PSC DR1, Item 31

Account	Description	Doc Type	Document Number	Posting Date	Amount
71511000	M&J Revenues	DR	4000005283	12/28/2012	(4,036.48)
72801300	Adv Refund Non-Services Cleari	UZ	2000000709	12/28/2012	(37,308.19)
72801300	Adv Refund Non-Services Cleari	UZ	2000000711	12/28/2012	(170,165.53)
72801300	Adv Refund Non-Services Cleari	UZ	2000000715	12/28/2012	(41,149.54)
72801300	Adv Refund Non-Services Cleari	ZF	5000004410	12/28/2012	2,111.37
72801300	Adv Refund Non-Services Cleari	ZF	5000004411	12/28/2012	29,025.89
72801300	Adv Refund Non-Services Cleari	ZF	5000004412	12/28/2012	11,712.47
72801300	Adv Refund Non-Services Cleari	ZF	5000004413	12/28/2012	27,216.13
72801300	Adv Refund Non-Services Cleari	ZF	5000004416	12/28/2012	1,159.47
72801300	Adv Refund Non-Services Cleari	ZF	5000004417	12/28/2012	50,625.44
72801300	Adv Refund Non-Services Cleari	ZF	5000004419	12/28/2012	1,195.68
72801300	Adv Refund Non-Services Cleari	ZF	5000004420	12/28/2012	14,934.16
72801300	Adv Refund Non-Services Cleari	ZF	5000004428	12/28/2012	4,529.16
72801300	Adv Refund Non-Services Cleari	ZF	5000004431	12/28/2012	2,834.74
72801300	Adv Refund Non-Services Cleari	ZF	5000004433	12/28/2012	3,223.44
72801300	Adv Refund Non-Services Cleari	ZF	5000004434	12/28/2012	34,264.02
72801300	Adv Refund Non-Services Cleari	ZF	5000004435	12/28/2012	827.34
72801300	Adv Refund Non-Services Cleari	ZF	5000004436	12/28/2012	6,213.16
72801300	Adv Refund Non-Services Cleari	ZF	5000004437	12/28/2012	10,334.61
72801300	Adv Refund Non-Services Cleari	ZF	5000004439	12/28/2012	1,637.45
72801300	Adv Refund Non-Services Cleari	ZF	5000004441	12/28/2012	9,470.54
88106000	CAP Move-CCNC	UN	2000000714	12/28/2012	351,041.79
88107000	CAP Move-CWIP	UZ	2000000710	12/28/2012	6,102.00
88107000	CAP Move-CWIP	UZ	2000000713	12/28/2012	205,353.82
88107000	CAP Move-CWIP	UN	2000000714	12/28/2012	(351,041.79)
88107000	CAP Move-CWIP	UZ	2000000716	12/28/2012	96,411.69
88107000	CAP Move-CWIP	UZ	2000000720	12/28/2012	(1,161.58)
88107000	CAP Move-CWIP	UZ	2000000722	12/28/2012	17,133.10
88252100	CAP Move-ADV NT	UN	2000000714	12/28/2012	43,247.61
88252170	CAP Move-ADV NT WIP	UZ	2000000710	12/28/2012	37,308.19
88252170	CAP Move-ADV NT WIP	UZ	2000000713	12/28/2012	170,165.53
88252170	CAP Move-ADV NT WIP	UN	2000000714	12/28/2012	(43,247.61)
88252170	CAP Move-ADV NT WIP	UZ	2000000716	12/28/2012	41,149.54
88257100	CAP Move-RWIP	UZ	2000000710	12/28/2012	678.00
88257100	CAP Move-RWIP	UZ	2000000713	12/28/2012	9,669.54
88257100	CAP Move-RWIP	UZ	2000000716	12/28/2012	864.51
88257100	CAP Move-RWIP	UZ	2000000720	12/28/2012	(173.57)
88900000	CAP Move-Settlement	UZ	2000000710	12/28/2012	(44,088.19)
88900000	CAP Move-Settlement	UZ	2000000713	12/28/2012	(385,188.89)
88900000	CAP Move-Settlement	UZ	2000000716	12/28/2012	(138,425.74)
88900000	CAP Move-Settlement	UZ	2000000720	12/28/2012	1,335.15
88900000	CAP Move-Settlement	UZ	2000000722	12/28/2012	(17,133.10)
50510100	PBOP Cap Credits	UZ	2000000723	12/29/2012	(5,670.01)
50510100	PBOP Cap Credits	UZ	2000000724	12/29/2012	(259.92)
50610100	Pension Cap Credits	UZ	2000000723	12/29/2012	(8,549.20)
52000000	M&S Expense (O&M)	WA	5000004490	12/29/2012	(75,040.77)
52000000	M&S Expense (O&M)	WA	5000004491	12/29/2012	75,040.77
52500000	Misc Expense (O&M)	UZ	2000000723	12/29/2012	(221,879.76)
52500000	Misc Expense (O&M)	UZ	2000000724	12/29/2012	(57,240.00)
52520000	Collection Agencies	KR	5000004487	12/29/2012	1,114.79
52520000	Collection Agencies	KR	5000004488	12/29/2012	1,037.76
52542000	Forms	KR	5000004485	12/29/2012	680.98
52586000	PO Small Differences	RE	5000004481	12/29/2012	0.53

Kentucky American Water Company  
Case No. 2012-00520  
Response to PSC DR1, Item 31

Account	Description	Doc Type	Document Number	Posting Date	Amount
53150000	Contr Svc-Other	UZ	2000000723	12/29/2012	360.96
53150000	Contr Svc-Other	UZ	2000000724	12/29/2012	(61.20)
53150000	Contr Svc-Other	UZ	2000000727	12/29/2012	(2,679.90)
53150000	Contr Svc-Other	RE	5000004481	12/29/2012	2,679.90
55000100	Trans Cap Credits	UZ	2000000723	12/29/2012	(3,303.74)
55000100	Trans Cap Credits	UZ	2000000724	12/29/2012	29.70
55720100	Ins W/C Cap Credits	UZ	2000000723	12/29/2012	(1,039.84)
55720100	Ins W/C Cap Credits	UZ	2000000724	12/29/2012	(100.35)
72802000	CIAC Receipt Services Clearing	UZ	2000000723	12/29/2012	1,634.00
72802100	CIAC Receipt Non-Services Clear	UZ	2000000723	12/29/2012	3,268.00
88107000	CAP Move-CWIP	UZ	2000000725	12/29/2012	265,171.68
88107000	CAP Move-CWIP	UZ	2000000726	12/29/2012	1,493.01
88107000	CAP Move-CWIP	UZ	2000000728	12/29/2012	2,679.90
88257100	CAP Move-RWIP	UZ	2000000725	12/29/2012	30,425.71
88257100	CAP Move-RWIP	UZ	2000000726	12/29/2012	622.96
88271170	CAP Move-CIAC NT WIP	UZ	2000000725	12/29/2012	(3,268.00)
88271270	CAP Move-CIAC Tx WIP	UZ	2000000725	12/29/2012	(1,634.00)
88900000	CAP Move-Settlement	UZ	2000000725	12/29/2012	(295,507.78)
88900000	CAP Move-Settlement	UZ	2000000726	12/29/2012	2,696.42
88900000	CAP Move-Settlement	UZ	2000000728	12/29/2012	(2,679.90)
51110000	Waste Disposal	SR	9600000119	12/30/2012	6,250.00
52000000	M&S Expense (O&M)	WA	5000004502	12/30/2012	(118.10)
52000000	M&S Expense (O&M)	WA	5000004503	12/30/2012	5,437.92
52500000	Misc Expense (O&M)	WE	5000004499	12/30/2012	3,464.08
52500000	Misc Expense (O&M)	RE	5000004501	12/30/2012	300.82
52574000	Telephone	WE	5000004500	12/30/2012	9,703.24
53150000	Contr Svc-Other	SN	100002399	12/30/2012	(12,462.14)
53150000	Contr Svc-Other	UZ	2000000731	12/30/2012	(7,557.60)
53150000	Contr Svc-Other	UZ	2000000734	12/30/2012	(1,340.58)
53150000	Contr Svc-Other	RE	5000004492	12/30/2012	1,465.83
53150000	Contr Svc-Other	RE	5000004493	12/30/2012	1,465.83
53150000	Contr Svc-Other	RE	5000004494	12/30/2012	3,356.58
53150000	Contr Svc-Other	RE	5000004495	12/30/2012	1,269.36
53150000	Contr Svc-Other	RE	5000004496	12/30/2012	1,340.58
55110000	Ins Vehicle	SA	100002397	12/30/2012	2,949.17
55710000	Ins General Liability	SA	100002392	12/30/2012	782.78
55730000	Ins Other	SA	100002398	12/30/2012	9,561.52
81010000	Interest LTD	TC	3000008998	12/30/2012	39,246.67
81010000	Interest LTD	TC	3000009000	12/30/2012	221,947.92
81010000	Interest LTD	TC	3000009002	12/30/2012	50,677.50
81015000	Interest LTD Interco	TC	3000009004	12/30/2012	228,526.04
81015000	Interest LTD Interco	TC	3000009006	12/30/2012	483,437.50
81015000	Interest LTD Interco	TC	3000009008	12/30/2012	112,576.39
81015000	Interest LTD Interco	TC	3000009010	12/30/2012	645,564.58
81015000	Interest LTD Interco	TC	3000009012	12/30/2012	210,416.67
88107000	CAP Move-CWIP	UZ	2000000732	12/30/2012	6,956.22
88107000	CAP Move-CWIP	UZ	2000000733	12/30/2012	1,340.58
88257100	CAP Move-RWIP	UZ	2000000732	12/30/2012	601.38
88900000	CAP Move-Settlement	UZ	2000000732	12/30/2012	(7,557.60)
88900000	CAP Move-Settlement	UZ	2000000733	12/30/2012	(1,340.58)
40112000	Res Sales Unbilled	ZK	4500000006	12/31/2012	(2,240,751.31)
40122000	Com Sales Unbilled	ZK	4500000006	12/31/2012	(974,727.09)
40132000	Ind Sales Unbilled	ZK	4500000006	12/31/2012	(94,648.89)

## Kentucky American Water Company

Case No. 2012-00520

Response to PSC DR1, Item 31

Account	Description	Doc Type	Document Number	Posting Date	Amount
40152000	Publ Auth Unbilled	ZK	4500000006	12/31/2012	(279,390.00)
40161050	Sls/Rsle Billed I/C	SA	100002420	12/31/2012	(2,284.22)
40162000	SalesforRsle Unbilld	ZK	4500000006	12/31/2012	(115,555.12)
40310100	OthRev-Late Pymt Fee	ZA	9400001684	12/31/2012	(263.47)
40310250	OthRev-Rent I/C	SA	100002428	12/31/2012	(24,911.04)
40310600	OthRev-Usage Data	SA	100002433	12/31/2012	(100.00)
40319900	OthRev-Misc Svc	DR	4000005671	12/31/2012	(817.00)
40319900	OthRev-Misc Svc	DR	4000005676	12/31/2012	(817.00)
40319900	OthRev-Misc Svc	DR	4000005678	12/31/2012	(1,634.00)
50100000	Labor Expense	CS	9300006203	12/31/2012	(202.51)
50100000	Labor Expense	CS	9300006207	12/31/2012	(5,379.62)
50100000	Labor Expense	CS	9300006209	12/31/2012	(129.96)
50100000	Labor Expense	CS	9300006211	12/31/2012	(160.80)
50100000	Labor Expense	CS	9300006216	12/31/2012	(12,942.47)
50100000	Labor Expense	CS	9300006221	12/31/2012	(2,423.48)
50100000	Labor Expense	CS	9300006223	12/31/2012	(6,653.68)
50100000	Labor Expense	CS	9300006228	12/31/2012	(96.48)
50100000	Labor Expense	CS	9300006230	12/31/2012	(8,897.32)
50100000	Labor Expense	CS	9300006233	12/31/2012	(1,152.26)
50100000	Labor Expense	CS	9300006236	12/31/2012	(48.00)
50100000	Labor Expense	CS	9300006240	12/31/2012	(380.79)
50100000	Labor Expense	CS	9300006242	12/31/2012	(1,007.20)
50100000	Labor Expense	CS	9300006247	12/31/2012	(7,531.20)
50100000	Labor Expense	CS	9300006251	12/31/2012	(20,022.80)
50100000	Labor Expense	CS	9300006255	12/31/2012	(1,159.26)
50100000	Labor Expense	CS	9300006257	12/31/2012	(330.72)
50100000	Labor Expense	CS	9300006262	12/31/2012	(11,039.44)
50100000	Labor Expense	CS	9300006266	12/31/2012	(3,583.36)
50100000	Labor Expense	CS	9300006270	12/31/2012	(13,185.66)
50100000	Labor Expense	CS	9300006273	12/31/2012	(1,415.12)
50100000	Labor Expense	CS	9300006275	12/31/2012	(6,838.95)
50100000	Labor Expense	CS	9300006277	12/31/2012	(12,425.70)
50100000	Labor Expense	CS	9300006282	12/31/2012	(35,077.17)
50100000	Labor Expense	CS	9300006285	12/31/2012	(5,647.42)
50100000	Labor Expense	CS	9300006287	12/31/2012	(805.76)
50100000	Labor Expense	CS	9300006289	12/31/2012	(899.44)
50100000	Labor Expense	CS	9300006291	12/31/2012	(529.93)
50100000	Labor Expense	CS	9300006294	12/31/2012	(323.70)
50100000	Labor Expense	CS	9300006296	12/31/2012	(1,154.00)
50100000	Labor Expense	CS	9300006298	12/31/2012	(205.32)
50100000	Labor Expense	CS	9300006300	12/31/2012	(13,490.61)
50100000	Labor Expense	CS	9300006302	12/31/2012	(1,673.16)
50100000	Labor Expense	CS	9300006305	12/31/2012	(2,093.79)
50100000	Labor Expense	CS	9300006307	12/31/2012	(2,091.43)
50100000	Labor Expense	CS	9300006315	12/31/2012	(295.63)
50100000	Labor Expense	CS	9300006476	12/31/2012	(6,140.20)
50100000	Labor Expense	CS	9300006478	12/31/2012	(129.96)
50100000	Labor Expense	CS	9300006480	12/31/2012	(418.08)
50100000	Labor Expense	CS	9300006484	12/31/2012	(9,566.01)
50100000	Labor Expense	CS	9300006491	12/31/2012	(2,081.76)
50100000	Labor Expense	CS	9300006493	12/31/2012	(5,757.38)
50100000	Labor Expense	CS	9300006497	12/31/2012	(8,009.36)
50100000	Labor Expense	CS	9300006499	12/31/2012	(1,818.77)

## Kentucky American Water Company

Case No. 2012-00520

Response to PSC DR1, Item 31

Account	Description	Doc Type	Document Number	Posting Date	Amount
50100000	Labor Expense	CS	9300006503	12/31/2012	(380.79)
50100000	Labor Expense	CS	9300006505	12/31/2012	(1,095.33)
50100000	Labor Expense	CS	9300006509	12/31/2012	(7,464.32)
50100000	Labor Expense	CS	9300006514	12/31/2012	(22,094.58)
50100000	Labor Expense	CS	9300006517	12/31/2012	(1,085.64)
50100000	Labor Expense	CS	9300006519	12/31/2012	(585.76)
50100000	Labor Expense	CS	9300006524	12/31/2012	(10,198.40)
50100000	Labor Expense	CS	9300006527	12/31/2012	(2,714.68)
50100000	Labor Expense	CS	9300006530	12/31/2012	(12,600.43)
50100000	Labor Expense	CS	9300006532	12/31/2012	(1,061.20)
50100000	Labor Expense	CS	9300006534	12/31/2012	(7,240.07)
50100000	Labor Expense	CS	9300006536	12/31/2012	(10,937.03)
50100000	Labor Expense	CS	9300006541	12/31/2012	(32,044.95)
50100000	Labor Expense	CS	9300006543	12/31/2012	(33.65)
50100000	Labor Expense	CS	9300006547	12/31/2012	(8,573.36)
50100000	Labor Expense	CS	9300006549	12/31/2012	(805.76)
50100000	Labor Expense	CS	9300006551	12/31/2012	(1,325.64)
50100000	Labor Expense	CS	9300006553	12/31/2012	(336.83)
50100000	Labor Expense	CS	9300006555	12/31/2012	(537.18)
50100000	Labor Expense	CS	9300006557	12/31/2012	(980.90)
50100000	Labor Expense	CS	9300006559	12/31/2012	(737.76)
50100000	Labor Expense	CS	9300006561	12/31/2012	(13,551.69)
50100000	Labor Expense	CS	9300006563	12/31/2012	(1,526.86)
50100000	Labor Expense	CS	9300006567	12/31/2012	(1,196.96)
50100000	Labor Expense	CS	9300006569	12/31/2012	(2,130.89)
50100000	Labor Expense	CS	9300006575	12/31/2012	(94.60)
50100000	Labor Expense	CS	9300007685	12/31/2012	(1,842.61)
50100001	Labor ExpenseAccrual	CS	9300005891	12/31/2012	46.05
50100001	Labor ExpenseAccrual	CS	9300005893	12/31/2012	3,180.72
50100001	Labor ExpenseAccrual	CS	9300005895	12/31/2012	64.98
50100001	Labor ExpenseAccrual	CS	9300005897	12/31/2012	163.95
50100001	Labor ExpenseAccrual	CS	9300005901	12/31/2012	6,256.30
50100001	Labor ExpenseAccrual	CS	9300005905	12/31/2012	1,144.86
50100001	Labor ExpenseAccrual	CS	9300005907	12/31/2012	3,187.48
50100001	Labor ExpenseAccrual	CS	9300005910	12/31/2012	4,453.45
50100001	Labor ExpenseAccrual	CS	9300005912	12/31/2012	826.53
50100001	Labor ExpenseAccrual	CS	9300005914	12/31/2012	211.56
50100001	Labor ExpenseAccrual	CS	9300005916	12/31/2012	999.88
50100001	Labor ExpenseAccrual	CS	9300005920	12/31/2012	4,433.49
50100001	Labor ExpenseAccrual	CS	9300005925	12/31/2012	11,560.86
50100001	Labor ExpenseAccrual	CS	9300005928	12/31/2012	725.34
50100001	Labor ExpenseAccrual	CS	9300005930	12/31/2012	198.48
50100001	Labor ExpenseAccrual	CS	9300005935	12/31/2012	5,665.67
50100001	Labor ExpenseAccrual	CS	9300005937	12/31/2012	1,846.04
50100001	Labor ExpenseAccrual	CS	9300005940	12/31/2012	7,106.00
50100001	Labor ExpenseAccrual	CS	9300005943	12/31/2012	621.20
50100001	Labor ExpenseAccrual	CS	9300005945	12/31/2012	2,416.05
50100001	Labor ExpenseAccrual	CS	9300005947	12/31/2012	5,810.75
50100001	Labor ExpenseAccrual	CS	9300005951	12/31/2012	22,439.61
50100001	Labor ExpenseAccrual	CS	9300005954	12/31/2012	4,596.32
50100001	Labor ExpenseAccrual	CS	9300005956	12/31/2012	911.71
50100001	Labor ExpenseAccrual	CS	9300005958	12/31/2012	479.44
50100001	Labor ExpenseAccrual	CS	9300005962	12/31/2012	303.21



Kentucky American Water Company  
Case No. 2012-00520  
Response to PSC DR1, Item 31

Account	Description	Doc Type	Document Number	Posting Date	Amount
50100001	Labor ExpenseAccrual	CS	9300005964	12/31/2012	519.30
50100001	Labor ExpenseAccrual	CS	9300005966	12/31/2012	437.26
50100001	Labor ExpenseAccrual	CS	9300005968	12/31/2012	7,050.17
50100001	Labor ExpenseAccrual	CS	9300005970	12/31/2012	1,036.32
50100001	Labor ExpenseAccrual	CS	9300005973	12/31/2012	1,221.83
50100001	Labor ExpenseAccrual	CS	9300005975	12/31/2012	2,269.02
50100001	Labor ExpenseAccrual	CS	9300005994	12/31/2012	(46.05)
50100001	Labor ExpenseAccrual	CS	9300006004	12/31/2012	(3,180.72)
50100001	Labor ExpenseAccrual	CS	9300006006	12/31/2012	(437.26)
50100001	Labor ExpenseAccrual	CS	9300006008	12/31/2012	(22,439.61)
50100001	Labor ExpenseAccrual	CS	9300006010	12/31/2012	(64.98)
50100001	Labor ExpenseAccrual	CS	9300006012	12/31/2012	(163.95)
50100001	Labor ExpenseAccrual	CS	9300006014	12/31/2012	(4,453.45)
50100001	Labor ExpenseAccrual	CS	9300006016	12/31/2012	(7,106.00)
50100001	Labor ExpenseAccrual	CS	9300006019	12/31/2012	(826.53)
50100001	Labor ExpenseAccrual	CS	9300006021	12/31/2012	(7,050.17)
50100001	Labor ExpenseAccrual	CS	9300006024	12/31/2012	(303.21)
50100001	Labor ExpenseAccrual	CS	9300006026	12/31/2012	(1,036.32)
50100001	Labor ExpenseAccrual	CS	9300006028	12/31/2012	(211.56)
50100001	Labor ExpenseAccrual	CS	9300006030	12/31/2012	(621.20)
50100001	Labor ExpenseAccrual	CS	9300006032	12/31/2012	(11,560.86)
50100001	Labor ExpenseAccrual	CS	9300006034	12/31/2012	(198.48)
50100001	Labor ExpenseAccrual	CS	9300006041	12/31/2012	(5,665.67)
50100001	Labor ExpenseAccrual	CS	9300006043	12/31/2012	(4,596.32)
50100001	Labor ExpenseAccrual	CS	9300006045	12/31/2012	(1,144.86)
50100001	Labor ExpenseAccrual	CS	9300006047	12/31/2012	(519.30)
50100001	Labor ExpenseAccrual	CS	9300006053	12/31/2012	(3,187.48)
50100001	Labor ExpenseAccrual	CS	9300006055	12/31/2012	(1,846.04)
50100001	Labor ExpenseAccrual	CS	9300006060	12/31/2012	(6,256.30)
50100001	Labor ExpenseAccrual	CS	9300006063	12/31/2012	(4,433.49)
50100001	Labor ExpenseAccrual	CS	9300006066	12/31/2012	(1,221.83)
50100001	Labor ExpenseAccrual	CS	9300006069	12/31/2012	(911.71)
50100001	Labor ExpenseAccrual	CS	9300006071	12/31/2012	(725.34)
50100001	Labor ExpenseAccrual	CS	9300006073	12/31/2012	(2,416.05)
50100001	Labor ExpenseAccrual	CS	9300006075	12/31/2012	(479.44)
50100001	Labor ExpenseAccrual	CS	9300006077	12/31/2012	(5,810.75)
50100001	Labor ExpenseAccrual	CS	9300006079	12/31/2012	(999.88)
50100001	Labor ExpenseAccrual	CS	9300006081	12/31/2012	(2,269.02)
50100001	Labor ExpenseAccrual	CS	9300006203	12/31/2012	46.05
50100001	Labor ExpenseAccrual	CS	9300006207	12/31/2012	3,180.72
50100001	Labor ExpenseAccrual	CS	9300006209	12/31/2012	64.98
50100001	Labor ExpenseAccrual	CS	9300006211	12/31/2012	163.95
50100001	Labor ExpenseAccrual	CS	9300006216	12/31/2012	6,256.30
50100001	Labor ExpenseAccrual	CS	9300006221	12/31/2012	1,144.86
50100001	Labor ExpenseAccrual	CS	9300006223	12/31/2012	3,187.48
50100001	Labor ExpenseAccrual	CS	9300006230	12/31/2012	4,453.45
50100001	Labor ExpenseAccrual	CS	9300006233	12/31/2012	826.53
50100001	Labor ExpenseAccrual	CS	9300006240	12/31/2012	211.56
50100001	Labor ExpenseAccrual	CS	9300006242	12/31/2012	999.88
50100001	Labor ExpenseAccrual	CS	9300006247	12/31/2012	4,433.49
50100001	Labor ExpenseAccrual	CS	9300006251	12/31/2012	11,560.86
50100001	Labor ExpenseAccrual	CS	9300006255	12/31/2012	725.34
50100001	Labor ExpenseAccrual	CS	9300006257	12/31/2012	198.48

Kentucky American Water Company  
Case No. 2012-00520  
Response to PSC DR1, Item 31

Account	Description	Doc Type	Document Number	Posting Date	Amount
50100001	Labor ExpenseAccrual	CS	9300006262	12/31/2012	5,665.67
50100001	Labor ExpenseAccrual	CS	9300006266	12/31/2012	1,846.04
50100001	Labor ExpenseAccrual	CS	9300006270	12/31/2012	7,106.00
50100001	Labor ExpenseAccrual	CS	9300006273	12/31/2012	621.20
50100001	Labor ExpenseAccrual	CS	9300006275	12/31/2012	2,416.05
50100001	Labor ExpenseAccrual	CS	9300006277	12/31/2012	5,810.75
50100001	Labor ExpenseAccrual	CS	9300006282	12/31/2012	22,439.61
50100001	Labor ExpenseAccrual	CS	9300006285	12/31/2012	4,596.32
50100001	Labor ExpenseAccrual	CS	9300006287	12/31/2012	911.71
50100001	Labor ExpenseAccrual	CS	9300006289	12/31/2012	479.44
50100001	Labor ExpenseAccrual	CS	9300006294	12/31/2012	303.21
50100001	Labor ExpenseAccrual	CS	9300006296	12/31/2012	519.30
50100001	Labor ExpenseAccrual	CS	9300006298	12/31/2012	437.26
50100001	Labor ExpenseAccrual	CS	9300006300	12/31/2012	7,050.17
50100001	Labor ExpenseAccrual	CS	9300006302	12/31/2012	1,036.32
50100001	Labor ExpenseAccrual	CS	9300006305	12/31/2012	1,221.83
50100001	Labor ExpenseAccrual	CS	9300006307	12/31/2012	2,269.02
50100001	Labor ExpenseAccrual	CS	9300006476	12/31/2012	(5,128.36)
50100001	Labor ExpenseAccrual	CS	9300006478	12/31/2012	(77.98)
50100001	Labor ExpenseAccrual	CS	9300006480	12/31/2012	(250.85)
50100001	Labor ExpenseAccrual	CS	9300006484	12/31/2012	(5,739.59)
50100001	Labor ExpenseAccrual	CS	9300006491	12/31/2012	(1,272.69)
50100001	Labor ExpenseAccrual	CS	9300006493	12/31/2012	(3,454.42)
50100001	Labor ExpenseAccrual	CS	9300006497	12/31/2012	(4,975.21)
50100001	Labor ExpenseAccrual	CS	9300006499	12/31/2012	(1,091.25)
50100001	Labor ExpenseAccrual	CS	9300006501	12/31/2012	(10.80)
50100001	Labor ExpenseAccrual	CS	9300006503	12/31/2012	(228.47)
50100001	Labor ExpenseAccrual	CS	9300006505	12/31/2012	(657.18)
50100001	Labor ExpenseAccrual	CS	9300006509	12/31/2012	(5,267.50)
50100001	Labor ExpenseAccrual	CS	9300006514	12/31/2012	(13,791.82)
50100001	Labor ExpenseAccrual	CS	9300006517	12/31/2012	(754.49)
50100001	Labor ExpenseAccrual	CS	9300006519	12/31/2012	(390.39)
50100001	Labor ExpenseAccrual	CS	9300006524	12/31/2012	(6,703.82)
50100001	Labor ExpenseAccrual	CS	9300006527	12/31/2012	(1,628.86)
50100001	Labor ExpenseAccrual	CS	9300006530	12/31/2012	(7,706.01)
50100001	Labor ExpenseAccrual	CS	9300006532	12/31/2012	(708.72)
50100001	Labor ExpenseAccrual	CS	9300006534	12/31/2012	(5,166.19)
50100001	Labor ExpenseAccrual	CS	9300006536	12/31/2012	(7,006.60)
50100001	Labor ExpenseAccrual	CS	9300006541	12/31/2012	(26,369.09)
50100001	Labor ExpenseAccrual	CS	9300006543	12/31/2012	(20.19)
50100001	Labor ExpenseAccrual	CS	9300006547	12/31/2012	(5,346.39)
50100001	Labor ExpenseAccrual	CS	9300006549	12/31/2012	(543.89)
50100001	Labor ExpenseAccrual	CS	9300006551	12/31/2012	(1,119.37)
50100001	Labor ExpenseAccrual	CS	9300006553	12/31/2012	(246.96)
50100001	Labor ExpenseAccrual	CS	9300006555	12/31/2012	(399.98)
50100001	Labor ExpenseAccrual	CS	9300006557	12/31/2012	(588.54)
50100001	Labor ExpenseAccrual	CS	9300006559	12/31/2012	(442.65)
50100001	Labor ExpenseAccrual	CS	9300006561	12/31/2012	(8,732.19)
50100001	Labor ExpenseAccrual	CS	9300006563	12/31/2012	(916.10)
50100001	Labor ExpenseAccrual	CS	9300006567	12/31/2012	(746.78)
50100001	Labor ExpenseAccrual	CS	9300006569	12/31/2012	(1,278.55)
50100001	Labor ExpenseAccrual	CS	9300006575	12/31/2012	(56.76)
50100001	Labor ExpenseAccrual	CS	9300007685	12/31/2012	(1,105.58)

## Kentucky American Water Company

Case No. 2012-00520

Response to PSC DR1, Item 31

Account	Description	Doc Type	Document Number	Posting Date	Amount
50101300	Labor Oper WT	CS	9300005893	12/31/2012	(3,180.72)
50101300	Labor Oper WT	CS	9300005951	12/31/2012	(22,439.61)
50101300	Labor Oper WT	CS	9300005966	12/31/2012	(437.26)
50101300	Labor Oper WT	CS	9300006004	12/31/2012	3,180.72
50101300	Labor Oper WT	CS	9300006006	12/31/2012	437.26
50101300	Labor Oper WT	CS	9300006008	12/31/2012	22,439.61
50101300	Labor Oper WT	CS	9300006207	12/31/2012	2,198.90
50101300	Labor Oper WT	CS	9300006282	12/31/2012	12,637.56
50101300	Labor Oper WT	CS	9300006298	12/31/2012	(231.94)
50101300	Labor Oper WT	CS	9300006476	12/31/2012	11,268.56
50101300	Labor Oper WT	CS	9300006541	12/31/2012	58,414.04
50101300	Labor Oper WT	CS	9300006559	12/31/2012	1,180.41
50101305	Labor Oper WT SupEng	CS	9300005895	12/31/2012	(64.98)
50101305	Labor Oper WT SupEng	CS	9300005897	12/31/2012	(163.95)
50101305	Labor Oper WT SupEng	CS	9300005910	12/31/2012	(4,453.45)
50101305	Labor Oper WT SupEng	CS	9300005940	12/31/2012	(7,106.00)
50101305	Labor Oper WT SupEng	CS	9300006010	12/31/2012	64.98
50101305	Labor Oper WT SupEng	CS	9300006012	12/31/2012	163.95
50101305	Labor Oper WT SupEng	CS	9300006014	12/31/2012	4,453.45
50101305	Labor Oper WT SupEng	CS	9300006016	12/31/2012	7,106.00
50101305	Labor Oper WT SupEng	CS	9300006209	12/31/2012	64.98
50101305	Labor Oper WT SupEng	CS	9300006211	12/31/2012	(3.15)
50101305	Labor Oper WT SupEng	CS	9300006230	12/31/2012	4,443.87
50101305	Labor Oper WT SupEng	CS	9300006270	12/31/2012	6,079.66
50101305	Labor Oper WT SupEng	CS	9300006478	12/31/2012	207.94
50101305	Labor Oper WT SupEng	CS	9300006480	12/31/2012	668.93
50101305	Labor Oper WT SupEng	CS	9300006497	12/31/2012	12,984.57
50101305	Labor Oper WT SupEng	CS	9300006530	12/31/2012	20,306.44
50101400	Labor Oper TD	CS	9300005912	12/31/2012	(826.53)
50101400	Labor Oper TD	CS	9300005968	12/31/2012	(7,050.17)
50101400	Labor Oper TD	CS	9300006019	12/31/2012	826.53
50101400	Labor Oper TD	CS	9300006021	12/31/2012	7,050.17
50101400	Labor Oper TD	CS	9300006233	12/31/2012	325.73
50101400	Labor Oper TD	CS	9300006300	12/31/2012	6,440.44
50101400	Labor Oper TD	CS	9300006499	12/31/2012	2,910.02
50101400	Labor Oper TD	CS	9300006561	12/31/2012	22,283.88
50101405	Labor Oper TD SupEng	CS	9300005914	12/31/2012	(211.56)
50101405	Labor Oper TD SupEng	CS	9300005962	12/31/2012	(303.21)
50101405	Labor Oper TD SupEng	CS	9300005970	12/31/2012	(1,036.32)
50101405	Labor Oper TD SupEng	CS	9300006024	12/31/2012	303.21
50101405	Labor Oper TD SupEng	CS	9300006026	12/31/2012	1,036.32
50101405	Labor Oper TD SupEng	CS	9300006028	12/31/2012	211.56
50101405	Labor Oper TD SupEng	CS	9300006228	12/31/2012	96.48
50101405	Labor Oper TD SupEng	CS	9300006240	12/31/2012	169.23
50101405	Labor Oper TD SupEng	CS	9300006294	12/31/2012	20.49
50101405	Labor Oper TD SupEng	CS	9300006302	12/31/2012	636.84
50101405	Labor Oper TD SupEng	CS	9300006503	12/31/2012	609.26
50101405	Labor Oper TD SupEng	CS	9300006543	12/31/2012	53.84
50101405	Labor Oper TD SupEng	CS	9300006555	12/31/2012	937.16
50101405	Labor Oper TD SupEng	CS	9300006563	12/31/2012	2,442.96
50101415	Labor Oper TD Lines	CS	9300005943	12/31/2012	(621.20)
50101415	Labor Oper TD Lines	CS	9300006030	12/31/2012	621.20
50101415	Labor Oper TD Lines	CS	9300006273	12/31/2012	793.92

## Kentucky American Water Company

Case No. 2012-00520

Response to PSC DR1, Item 31

Account	Description	Doc Type	Document Number	Posting Date	Amount
50101415	Labor Oper TD Lines	CS	9300006532	12/31/2012	1,769.92
50101420	Labor Oper TD Meter	CS	9300005925	12/31/2012	(11,560.86)
50101420	Labor Oper TD Meter	CS	9300006032	12/31/2012	11,560.86
50101420	Labor Oper TD Meter	CS	9300006251	12/31/2012	8,461.94
50101420	Labor Oper TD Meter	CS	9300006514	12/31/2012	35,886.40
50101500	Labor Oper CA	CS	9300005930	12/31/2012	(198.48)
50101500	Labor Oper CA	CS	9300006034	12/31/2012	198.48
50101500	Labor Oper CA	CS	9300006257	12/31/2012	132.24
50101500	Labor Oper CA	CS	9300006291	12/31/2012	529.93
50101500	Labor Oper CA	CS	9300006519	12/31/2012	976.15
50101500	Labor Oper CA	CS	9300006553	12/31/2012	583.79
50101510	Labor Oper CA MtrRd	CS	9300005935	12/31/2012	(5,665.67)
50101510	Labor Oper CA MtrRd	CS	9300006041	12/31/2012	5,665.67
50101510	Labor Oper CA MtrRd	CS	9300006262	12/31/2012	5,373.77
50101510	Labor Oper CA MtrRd	CS	9300006524	12/31/2012	16,902.22
50101520	Labor Oper CA CstSrv	CS	9300005954	12/31/2012	(4,596.32)
50101520	Labor Oper CA CstSrv	CS	9300006043	12/31/2012	4,596.32
50101520	Labor Oper CA CstSrv	CS	9300006285	12/31/2012	1,051.10
50101520	Labor Oper CA CstSrv	CS	9300006547	12/31/2012	13,919.75
50101600	Labor Oper AG	CS	9300005901	12/31/2012	(6,256.30)
50101600	Labor Oper AG	CS	9300005905	12/31/2012	(1,144.86)
50101600	Labor Oper AG	CS	9300005907	12/31/2012	(3,187.48)
50101600	Labor Oper AG	CS	9300005937	12/31/2012	(1,846.04)
50101600	Labor Oper AG	CS	9300005964	12/31/2012	(519.30)
50101600	Labor Oper AG	CS	9300006045	12/31/2012	1,144.86
50101600	Labor Oper AG	CS	9300006047	12/31/2012	519.30
50101600	Labor Oper AG	CS	9300006053	12/31/2012	3,187.48
50101600	Labor Oper AG	CS	9300006055	12/31/2012	1,846.04
50101600	Labor Oper AG	CS	9300006060	12/31/2012	6,256.30
50101600	Labor Oper AG	CS	9300006216	12/31/2012	6,686.17
50101600	Labor Oper AG	CS	9300006221	12/31/2012	1,278.62
50101600	Labor Oper AG	CS	9300006223	12/31/2012	3,466.20
50101600	Labor Oper AG	CS	9300006266	12/31/2012	1,737.32
50101600	Labor Oper AG	CS	9300006296	12/31/2012	634.70
50101600	Labor Oper AG	CS	9300006484	12/31/2012	15,305.60
50101600	Labor Oper AG	CS	9300006491	12/31/2012	3,354.45
50101600	Labor Oper AG	CS	9300006493	12/31/2012	9,211.80
50101600	Labor Oper AG	CS	9300006527	12/31/2012	4,343.54
50101600	Labor Oper AG	CS	9300006557	12/31/2012	1,569.44
50101600	Labor Oper AG	CS	9300007685	12/31/2012	2,948.19
50102300	Labor Maint WT	CS	9300005920	12/31/2012	(4,433.49)
50102300	Labor Maint WT	CS	9300006063	12/31/2012	4,433.49
50102300	Labor Maint WT	CS	9300006247	12/31/2012	3,097.71
50102300	Labor Maint WT	CS	9300006509	12/31/2012	12,731.82
50102305	Labor Mnt WT Sup&Eng	CS	9300006236	12/31/2012	48.00
50102305	Labor Mnt WT Sup&Eng	CS	9300006501	12/31/2012	10.80
50102400	Labor Maint TD	CS	9300005956	12/31/2012	(911.71)
50102400	Labor Maint TD	CS	9300005973	12/31/2012	(1,221.83)
50102400	Labor Maint TD	CS	9300006066	12/31/2012	1,221.83
50102400	Labor Maint TD	CS	9300006069	12/31/2012	911.71
50102400	Labor Maint TD	CS	9300006287	12/31/2012	(105.95)
50102400	Labor Maint TD	CS	9300006305	12/31/2012	871.96
50102400	Labor Maint TD	CS	9300006549	12/31/2012	1,349.65

Kentucky American Water Company  
Case No. 2012-00520  
Response to PSC DR1, Item 31

Account	Description	Doc Type	Document Number	Posting Date	Amount
50102400	Labor Maint TD	CS	9300006567	12/31/2012	1,943.74
50102420	Labor Mnt TD Mains	CS	9300005928	12/31/2012	(725.34)
50102420	Labor Mnt TD Mains	CS	9300005945	12/31/2012	(2,416.05)
50102420	Labor Mnt TD Mains	CS	9300006071	12/31/2012	725.34
50102420	Labor Mnt TD Mains	CS	9300006073	12/31/2012	2,416.05
50102420	Labor Mnt TD Mains	CS	9300006255	12/31/2012	433.92
50102420	Labor Mnt TD Mains	CS	9300006275	12/31/2012	4,422.90
50102420	Labor Mnt TD Mains	CS	9300006517	12/31/2012	1,840.13
50102420	Labor Mnt TD Mains	CS	9300006534	12/31/2012	12,406.26
50102430	Labor Mnt TD Service	CS	9300005947	12/31/2012	(5,810.75)
50102430	Labor Mnt TD Service	CS	9300005958	12/31/2012	(479.44)
50102430	Labor Mnt TD Service	CS	9300006075	12/31/2012	479.44
50102430	Labor Mnt TD Service	CS	9300006077	12/31/2012	5,810.75
50102430	Labor Mnt TD Service	CS	9300006277	12/31/2012	6,614.95
50102430	Labor Mnt TD Service	CS	9300006289	12/31/2012	420.00
50102430	Labor Mnt TD Service	CS	9300006536	12/31/2012	17,943.63
50102430	Labor Mnt TD Service	CS	9300006551	12/31/2012	2,445.01
50102435	Labor Mnt TD Meter	CS	9300005916	12/31/2012	(999.88)
50102435	Labor Mnt TD Meter	CS	9300006079	12/31/2012	999.88
50102435	Labor Mnt TD Meter	CS	9300006242	12/31/2012	7.32
50102435	Labor Mnt TD Meter	CS	9300006315	12/31/2012	295.63
50102435	Labor Mnt TD Meter	CS	9300006505	12/31/2012	1,752.51
50102435	Labor Mnt TD Meter	CS	9300006575	12/31/2012	151.36
50102440	Labor Mnt TD Hydrant	CS	9300005975	12/31/2012	(2,269.02)
50102440	Labor Mnt TD Hydrant	CS	9300006081	12/31/2012	2,269.02
50102440	Labor Mnt TD Hydrant	CS	9300006307	12/31/2012	(177.59)
50102440	Labor Mnt TD Hydrant	CS	9300006569	12/31/2012	3,409.44
50109900	Labor Cap Credits	UT	9300005889	12/31/2012	343.35
50109900	Labor Cap Credits	UT	9300005892	12/31/2012	6,166.44
50109900	Labor Cap Credits	UT	9300005992	12/31/2012	(6,166.44)
50109900	Labor Cap Credits	UT	9300005993	12/31/2012	(343.35)
50109900	Labor Cap Credits	UT	9300006201	12/31/2012	147.15
50109900	Labor Cap Credits	UT	9300006204	12/31/2012	(8,425.31)
50109900	Labor Cap Credits	UT	9300006205	12/31/2012	(196.20)
50109900	Labor Cap Credits	UT	9300006466	12/31/2012	(209.28)
50109900	Labor Cap Credits	UT	9300006472	12/31/2012	(26,746.42)
50109900	Labor Cap Credits	UT	9300006473	12/31/2012	(156.96)
50109900	Labor Cap Credits	UT	9300007658	12/31/2012	(327.60)
50109900	Labor Cap Credits	UT	9300007700	12/31/2012	(304.18)
50110000	Labor NS OT -Natural	CS	9300006207	12/31/2012	(1,277.13)
50110000	Labor NS OT -Natural	CS	9300006221	12/31/2012	(103.84)
50110000	Labor NS OT -Natural	CS	9300006223	12/31/2012	(160.80)
50110000	Labor NS OT -Natural	CS	9300006230	12/31/2012	(383.52)
50110000	Labor NS OT -Natural	CS	9300006236	12/31/2012	(72.00)
50110000	Labor NS OT -Natural	CS	9300006247	12/31/2012	(1,720.23)
50110000	Labor NS OT -Natural	CS	9300006251	12/31/2012	(2,333.17)
50110000	Labor NS OT -Natural	CS	9300006255	12/31/2012	(387.72)
50110000	Labor NS OT -Natural	CS	9300006262	12/31/2012	(1,517.81)
50110000	Labor NS OT -Natural	CS	9300006270	12/31/2012	(505.88)
50110000	Labor NS OT -Natural	CS	9300006273	12/31/2012	(162.15)
50110000	Labor NS OT -Natural	CS	9300006275	12/31/2012	(2,923.79)
50110000	Labor NS OT -Natural	CS	9300006277	12/31/2012	(1,878.47)
50110000	Labor NS OT -Natural	CS	9300006282	12/31/2012	(10,290.87)

Kentucky American Water Company  
Case No. 2012-00520  
Response to PSC DR1, Item 31

Account	Description	Doc Type	Document Number	Posting Date	Amount
50110000	Labor NS OT -Natural	CS	9300006285	12/31/2012	(76.77)
50110000	Labor NS OT -Natural	CS	9300006287	12/31/2012	(251.80)
50110000	Labor NS OT -Natural	CS	9300006294	12/31/2012	(179.38)
50110000	Labor NS OT -Natural	CS	9300006300	12/31/2012	(442.71)
50110000	Labor NS OT -Natural	CS	9300006476	12/31/2012	(2,407.04)
50110000	Labor NS OT -Natural	CS	9300006491	12/31/2012	(39.38)
50110000	Labor NS OT -Natural	CS	9300006497	12/31/2012	(282.66)
50110000	Labor NS OT -Natural	CS	9300006501	12/31/2012	(18.00)
50110000	Labor NS OT -Natural	CS	9300006509	12/31/2012	(1,314.87)
50110000	Labor NS OT -Natural	CS	9300006514	12/31/2012	(793.90)
50110000	Labor NS OT -Natural	CS	9300006517	12/31/2012	(171.86)
50110000	Labor NS OT -Natural	CS	9300006519	12/31/2012	(64.90)
50110000	Labor NS OT -Natural	CS	9300006524	12/31/2012	(974.86)
50110000	Labor NS OT -Natural	CS	9300006530	12/31/2012	(242.94)
50110000	Labor NS OT -Natural	CS	9300006532	12/31/2012	(120.00)
50110000	Labor NS OT -Natural	CS	9300006534	12/31/2012	(1,175.82)
50110000	Labor NS OT -Natural	CS	9300006536	12/31/2012	(378.09)
50110000	Labor NS OT -Natural	CS	9300006541	12/31/2012	(11,893.37)
50110000	Labor NS OT -Natural	CS	9300006547	12/31/2012	(337.25)
50110000	Labor NS OT -Natural	CS	9300006549	12/31/2012	(100.72)
50110000	Labor NS OT -Natural	CS	9300006551	12/31/2012	(540.00)
50110000	Labor NS OT -Natural	CS	9300006555	12/31/2012	(129.48)
50110000	Labor NS OT -Natural	CS	9300006561	12/31/2012	(874.80)
50110000	Labor NS OT -Natural	CS	9300006567	12/31/2012	(17.74)
50111300	LaborOper NS OT WT	CS	9300006207	12/31/2012	1,277.13
50111300	LaborOper NS OT WT	CS	9300006282	12/31/2012	10,290.87
50111300	LaborOper NS OT WT	CS	9300006476	12/31/2012	2,407.04
50111300	LaborOper NS OT WT	CS	9300006541	12/31/2012	11,893.37
50111305	LaborOperNS OT WT SE	CS	9300006230	12/31/2012	383.52
50111305	LaborOperNS OT WT SE	CS	9300006270	12/31/2012	505.88
50111305	LaborOperNS OT WT SE	CS	9300006497	12/31/2012	282.66
50111305	LaborOperNS OT WT SE	CS	9300006530	12/31/2012	242.94
50111400	LaborOper NS OT TD	CS	9300006300	12/31/2012	442.71
50111400	LaborOper NS OT TD	CS	9300006561	12/31/2012	874.80
50111405	LaborOperNS OT TD SE	CS	9300006294	12/31/2012	179.38
50111405	LaborOperNS OT TD SE	CS	9300006555	12/31/2012	129.48
50111415	LaborOperNS OT TD Ln	CS	9300006273	12/31/2012	162.15
50111415	LaborOperNS OT TD Ln	CS	9300006532	12/31/2012	120.00
50111420	LaborOperNS OT TD Mt	CS	9300006251	12/31/2012	2,333.17
50111420	LaborOperNS OT TD Mt	CS	9300006514	12/31/2012	793.90
50111500	LaborOper NS OT CA	CS	9300006519	12/31/2012	64.90
50111510	LaborOperNS OT CA MR	CS	9300006262	12/31/2012	1,517.81
50111510	LaborOperNS OT CA MR	CS	9300006524	12/31/2012	974.86
50111520	LaborOperNS OT CA CS	CS	9300006285	12/31/2012	76.77
50111520	LaborOperNS OT CA CS	CS	9300006547	12/31/2012	337.25
50111600	LaborOper NS OT AG	CS	9300006221	12/31/2012	103.84
50111600	LaborOper NS OT AG	CS	9300006223	12/31/2012	160.80
50111600	LaborOper NS OT AG	CS	9300006491	12/31/2012	39.38
50112300	LaborMaint NS OT WT	CS	9300006247	12/31/2012	1,720.23
50112300	LaborMaint NS OT WT	CS	9300006509	12/31/2012	1,314.87
50112305	LaborMaintNSOT WT SE	CS	9300006236	12/31/2012	72.00
50112305	LaborMaintNSOT WT SE	CS	9300006501	12/31/2012	18.00
50112400	LaborMaint NS OT TD	CS	9300006287	12/31/2012	251.80

## Kentucky American Water Company

Case No. 2012-00520

Response to PSC DR1, Item 31

Account	Description	Doc Type	Document Number	Posting Date	Amount
50112400	LaborMaint NS OT TD	CS	9300006549	12/31/2012	100.72
50112400	LaborMaint NS OT TD	CS	9300006567	12/31/2012	17.74
50112420	LaborMaintNSOT TD Mn	CS	9300006255	12/31/2012	387.72
50112420	LaborMaintNSOT TD Mn	CS	9300006275	12/31/2012	2,923.79
50112420	LaborMaintNSOT TD Mn	CS	9300006517	12/31/2012	171.86
50112420	LaborMaintNSOT TD Mn	CS	9300006534	12/31/2012	1,175.82
50112430	LaborMaintNSOT TD Sv	CS	9300006277	12/31/2012	1,878.47
50112430	LaborMaintNSOT TD Sv	CS	9300006536	12/31/2012	378.09
50112430	LaborMaintNSOT TD Sv	CS	9300006551	12/31/2012	540.00
50119900	LaborNSOT CapCredits	UT	9300006204	12/31/2012	(783.22)
50119900	LaborNSOT CapCredits	UT	9300006472	12/31/2012	(624.73)
50120000	Labor OT - Natural	CS	9300006207	12/31/2012	(511.68)
50120000	Labor OT - Natural	CS	9300006541	12/31/2012	(10.08)
50121300	LaborOper OT WT	CS	9300006207	12/31/2012	511.68
50121300	LaborOper OT WT	CS	9300006541	12/31/2012	10.08
50171000	Annual Incent Plan	SA	100002922	12/31/2012	55,000.00
50171600	Comp Exp-Options	SA	100002777	12/31/2012	1,670.00
50171800	Comp Exp-RSU's	SA	100002777	12/31/2012	5,850.00
50421100	401k Exp Cap Credits	UT	9300005889	12/31/2012	13.77
50421100	401k Exp Cap Credits	CS	9300005891	12/31/2012	1.85
50421100	401k Exp Cap Credits	UT	9300005892	12/31/2012	151.12
50421100	401k Exp Cap Credits	UT	9300005992	12/31/2012	(151.12)
50421100	401k Exp Cap Credits	UT	9300005993	12/31/2012	(13.77)
50421100	401k Exp Cap Credits	CS	9300005994	12/31/2012	(1.85)
50421100	401k Exp Cap Credits	UT	9300006201	12/31/2012	5.92
50421100	401k Exp Cap Credits	CS	9300006203	12/31/2012	(3.33)
50421100	401k Exp Cap Credits	UT	9300006204	12/31/2012	(229.85)
50421100	401k Exp Cap Credits	UT	9300006205	12/31/2012	(7.86)
50421100	401k Exp Cap Credits	UT	9300006466	12/31/2012	(8.39)
50421100	401k Exp Cap Credits	UT	9300006472	12/31/2012	(718.17)
50421100	401k Exp Cap Credits	UT	9300006473	12/31/2012	(6.30)
50422100	DCP Exp Cap Credits	UT	9300005889	12/31/2012	18.03
50422100	DCP Exp Cap Credits	CS	9300005891	12/31/2012	2.45
50422100	DCP Exp Cap Credits	UT	9300005892	12/31/2012	143.60
50422100	DCP Exp Cap Credits	UT	9300005992	12/31/2012	(143.60)
50422100	DCP Exp Cap Credits	UT	9300005993	12/31/2012	(18.03)
50422100	DCP Exp Cap Credits	CS	9300005994	12/31/2012	(2.45)
50422100	DCP Exp Cap Credits	UT	9300006201	12/31/2012	7.73
50422100	DCP Exp Cap Credits	CS	9300006203	12/31/2012	(4.34)
50422100	DCP Exp Cap Credits	UT	9300006204	12/31/2012	(280.05)
50422100	DCP Exp Cap Credits	UT	9300006205	12/31/2012	(10.31)
50422100	DCP Exp Cap Credits	UT	9300006466	12/31/2012	(10.99)
50422100	DCP Exp Cap Credits	UT	9300006472	12/31/2012	(787.78)
50422100	DCP Exp Cap Credits	UT	9300006473	12/31/2012	(8.25)
50423000	ESPP Expense	SA	100002791	12/31/2012	696.51
50423000	ESPP Expense	SA	100002895	12/31/2012	696.51
50423000	ESPP Expense	SA	100002896	12/31/2012	(696.51)
50450000	Other Welfare	UT	9300006204	12/31/2012	(35.60)
50450000	Other Welfare	CS	9300006216	12/31/2012	(499.64)
50450000	Other Welfare	CS	9300006245	12/31/2012	(0.80)
50450000	Other Welfare	CS	9300006266	12/31/2012	(16.84)
50450000	Other Welfare	CS	9300006300	12/31/2012	(9.90)
50450000	Other Welfare	CS	9300006326	12/31/2012	(2,400.00)

## Kentucky American Water Company

Case No. 2012-00520

Response to PSC DR1, Item 31

Account	Description	Doc Type	Document Number	Posting Date	Amount
50450000	Other Welfare	CS	9300006565	12/31/2012	(26.36)
50450014	Other Welfare TD	CS	9300006300	12/31/2012	9.90
50450016	Other Welfare AG	CS	9300006216	12/31/2012	499.64
50450016	Other Welfare AG	CS	9300006245	12/31/2012	0.80
50450016	Other Welfare AG	CS	9300006266	12/31/2012	16.84
50450016	Other Welfare AG	CS	9300006326	12/31/2012	2,400.00
50450016	Other Welfare AG	CS	9300006565	12/31/2012	26.36
50451000	Employee Awards	SV	100002902	12/31/2012	1,272.20
50452000	Emp Physical Exams	AB	100002624	12/31/2012	(117.00)
50452000	Emp Physical Exams	AB	100002625	12/31/2012	(166.00)
50456000	Tuition Aid	UT	9300006204	12/31/2012	(12.45)
50457000	Training	AB	100002470	12/31/2012	64.38
50457000	Training	AB	100002632	12/31/2012	(9.85)
50457000	Training	AB	100002641	12/31/2012	(66.90)
50457000	Training	AB	100002642	12/31/2012	(45.70)
50457000	Training	AB	100002673	12/31/2012	(6.69)
50457000	Training	AB	100002674	12/31/2012	(54.42)
50457000	Training	AB	100002698	12/31/2012	(74.10)
50457000	Training	AB	100002720	12/31/2012	(23.31)
50457000	Training	AB	100002753	12/31/2012	(230.19)
50510000	PBOP Expense	SA	100002416	12/31/2012	70,420.00
50510000	PBOP Expense	SA	100002434	12/31/2012	(4,448.00)
50510000	PBOP Expense	SA	100002877	12/31/2012	(359.60)
50510100	PBOP Cap Credits	UZ	2000000802	12/31/2012	2,447.86
50510100	PBOP Cap Credits	UZ	2000000803	12/31/2012	3,168.23
50510100	PBOP Cap Credits	UZ	2000000808	12/31/2012	(1,211.07)
50510100	PBOP Cap Credits	UT	9300005889	12/31/2012	44.46
50510100	PBOP Cap Credits	CS	9300005891	12/31/2012	5.95
50510100	PBOP Cap Credits	UT	9300005892	12/31/2012	798.55
50510100	PBOP Cap Credits	UT	9300005992	12/31/2012	(798.55)
50510100	PBOP Cap Credits	UT	9300005993	12/31/2012	(44.46)
50510100	PBOP Cap Credits	CS	9300005994	12/31/2012	(5.95)
50510100	PBOP Cap Credits	UT	9300006201	12/31/2012	19.06
50510100	PBOP Cap Credits	CS	9300006203	12/31/2012	(20.23)
50510100	PBOP Cap Credits	UT	9300006204	12/31/2012	(1,192.50)
50510100	PBOP Cap Credits	UT	9300006205	12/31/2012	(25.41)
50510100	PBOP Cap Credits	UT	9300006466	12/31/2012	(27.11)
50510100	PBOP Cap Credits	UT	9300006472	12/31/2012	(3,544.57)
50510100	PBOP Cap Credits	UT	9300006473	12/31/2012	(20.32)
50510100	PBOP Cap Credits	UT	9300007570	12/31/2012	6.45
50510100	PBOP Cap Credits	CS	9300007572	12/31/2012	16.26
50510100	PBOP Cap Credits	UT	9300007573	12/31/2012	3,796.97
50510100	PBOP Cap Credits	UT	9300007574	12/31/2012	36.65
50510100	PBOP Cap Credits	UT	9300007638	12/31/2012	(1.39)
50510100	PBOP Cap Credits	UT	9300007639	12/31/2012	(818.79)
50510100	PBOP Cap Credits	UT	9300007640	12/31/2012	(7.91)
50510100	PBOP Cap Credits	CS	9300007657	12/31/2012	(3.46)
50510100	PBOP Cap Credits	UT	9300007700	12/31/2012	(16.23)
50550000	Group Insur Expense	DG	4000005669	12/31/2012	1,735.02
50550100	Group Ins Cap Credits	UT	9300005889	12/31/2012	29.04
50550100	Group Ins Cap Credits	CS	9300005891	12/31/2012	13.75
50550100	Group Ins Cap Credits	UT	9300005892	12/31/2012	1,350.36
50550100	Group Ins Cap Credits	UT	9300005992	12/31/2012	(1,350.36)



Kentucky American Water Company  
Case No. 2012-00520  
Response to PSC DR1, Item 31

Account	Description	Doc Type	Document Number	Posting Date	Amount
50550100	Group Ins Cap Credits	UT	9300005993	12/31/2012	(29.04)
50550100	Group Ins Cap Credits	CS	9300005994	12/31/2012	(13.75)
50550100	Group Ins Cap Credits	UT	9300006201	12/31/2012	12.41
50550100	Group Ins Cap Credits	CS	9300006203	12/31/2012	(31.81)
50550100	Group Ins Cap Credits	UT	9300006204	12/31/2012	(1,841.78)
50550100	Group Ins Cap Credits	UT	9300006205	12/31/2012	(16.65)
50550100	Group Ins Cap Credits	UT	9300006466	12/31/2012	(17.70)
50550100	Group Ins Cap Credits	UT	9300006472	12/31/2012	(5,376.33)
50550100	Group Ins Cap Credits	UT	9300006473	12/31/2012	(13.32)
50550100	Group Ins Cap Credits	UT	9300007658	12/31/2012	(33.63)
50550100	Group Ins Cap Credits	UT	9300007700	12/31/2012	(31.95)
50610000	Pension Expense	SA	100002417	12/31/2012	101,561.08
50610100	Pension Cap Credits	UZ	2000000802	12/31/2012	4,418.94
50610100	Pension Cap Credits	UZ	2000000803	12/31/2012	1,435.27
50610100	Pension Cap Credits	UZ	2000000808	12/31/2012	(1,222.34)
50610100	Pension Cap Credits	UT	9300005889	12/31/2012	64.10
50610100	Pension Cap Credits	CS	9300005891	12/31/2012	8.60
50610100	Pension Cap Credits	UT	9300005892	12/31/2012	1,151.27
50610100	Pension Cap Credits	UT	9300005992	12/31/2012	(1,151.27)
50610100	Pension Cap Credits	UT	9300005993	12/31/2012	(64.10)
50610100	Pension Cap Credits	CS	9300005994	12/31/2012	(8.60)
50610100	Pension Cap Credits	UT	9300006201	12/31/2012	27.47
50610100	Pension Cap Credits	CS	9300006203	12/31/2012	(29.24)
50610100	Pension Cap Credits	UT	9300006204	12/31/2012	(1,719.23)
50610100	Pension Cap Credits	UT	9300006205	12/31/2012	(36.63)
50610100	Pension Cap Credits	UT	9300006466	12/31/2012	(39.07)
50610100	Pension Cap Credits	UT	9300006472	12/31/2012	(5,110.20)
50610100	Pension Cap Credits	UT	9300006473	12/31/2012	(29.30)
50610100	Pension Cap Credits	UT	9300007570	12/31/2012	6.72
50610100	Pension Cap Credits	CS	9300007572	12/31/2012	16.89
50610100	Pension Cap Credits	UT	9300007573	12/31/2012	3,957.93
50610100	Pension Cap Credits	UT	9300007574	12/31/2012	38.21
50610100	Pension Cap Credits	UT	9300007638	12/31/2012	(1.40)
50610100	Pension Cap Credits	UT	9300007639	12/31/2012	(826.43)
50610100	Pension Cap Credits	UT	9300007640	12/31/2012	(7.98)
50610100	Pension Cap Credits	CS	9300007657	12/31/2012	(3.57)
50610100	Pension Cap Credits	UT	9300007700	12/31/2012	(49.60)
51010000	Purchased Water	SV	100002852	12/31/2012	27,887.00
51015000	Purchased Water I/C	SA	100002420	12/31/2012	2,284.22
51110000	Waste Disposal	SV	100002793	12/31/2012	2,455.53
51110000	Waste Disposal	SR	9600000120	12/31/2012	1,000.00
51120000	Amort Waste Disposal	SR	9600000126	12/31/2012	8,333.33
51510000	Purchased Power	SV	100002793	12/31/2012	318,064.37
51510000	Purchased Power	SV	100002843	12/31/2012	(34,379.98)
51510000	Purchased Power	SV	100002848	12/31/2012	(26,943.00)
51510000	Purchased Power	CS	9300005909	12/31/2012	(21.34)
51510000	Purchased Power	CS	9300005924	12/31/2012	(25.02)
51510000	Purchased Power	CS	9300005951	12/31/2012	(188,359.03)
51510000	Purchased Power	CS	9300005980	12/31/2012	(37,468.68)
51510000	Purchased Power	CS	9300005999	12/31/2012	21.34
51510000	Purchased Power	CS	9300006000	12/31/2012	37,468.68
51510000	Purchased Power	CS	9300006008	12/31/2012	188,359.03
51510000	Purchased Power	CS	9300006018	12/31/2012	25.02

## Kentucky American Water Company

Case No. 2012-00520

Response to PSC DR1, Item 31

Account	Description	Doc Type	Document Number	Posting Date	Amount
51510000	Purchased Power	CS	9300006207	12/31/2012	(1,153.79)
51510000	Purchased Power	CS	9300006218	12/31/2012	(596.03)
51510000	Purchased Power	CS	9300006227	12/31/2012	(2.87)
51510000	Purchased Power	CS	9300006238	12/31/2012	10.02
51510000	Purchased Power	CS	9300006244	12/31/2012	(117.35)
51510000	Purchased Power	CS	9300006250	12/31/2012	148.83
51510000	Purchased Power	CS	9300006282	12/31/2012	71,839.59
51510000	Purchased Power	CS	9300006309	12/31/2012	(3,625.35)
51510000	Purchased Power	CS	9300006312	12/31/2012	3,686.54
51510000	Purchased Power	CS	9300006336	12/31/2012	(870.08)
51510000	Purchased Power	CS	9300006346	12/31/2012	(119.60)
51510000	Purchased Power	CS	9300006361	12/31/2012	(57,784.58)
51510000	Purchased Power	CS	9300006375	12/31/2012	(6,380.62)
51510000	Purchased Power	CS	9300006377	12/31/2012	(639.09)
51510000	Purchased Power	CS	9300006496	12/31/2012	(46.47)
51510000	Purchased Power	CS	9300006513	12/31/2012	(156.88)
51510000	Purchased Power	CS	9300006572	12/31/2012	(2,201.02)
51510000	Purchased Power	CS	9300006625	12/31/2012	(842.49)
51510000	Purchased Power	CS	9300006626	12/31/2012	(223.94)
51510000	Purchased Power	CS	9300006628	12/31/2012	(47,142.84)
51510000	Purchased Power	CS	9300006629	12/31/2012	(2,113.02)
51510000	Purchased Power	CS	9300006630	12/31/2012	(9,094.99)
51510000	Purchased Power	CS	9300006634	12/31/2012	(258,250.12)
51510000	Purchased Power	CS	9300006637	12/31/2012	(363.39)
51510000	Purchased Power	CS	9300006643	12/31/2012	(33.58)
51510000	Purchased Power	CS	9300006679	12/31/2012	(1,146.41)
51510000	Purchased Power	CS	9300006680	12/31/2012	62,469.39
51510011	Purchased Power SS	CS	9300006309	12/31/2012	3,625.35
51510011	Purchased Power SS	CS	9300006336	12/31/2012	870.08
51510011	Purchased Power SS	CS	9300006375	12/31/2012	6,380.62
51510012	Purchased Power P	CS	9300005909	12/31/2012	21.34
51510012	Purchased Power P	CS	9300005980	12/31/2012	37,468.68
51510012	Purchased Power P	CS	9300005999	12/31/2012	(21.34)
51510012	Purchased Power P	CS	9300006000	12/31/2012	(37,468.68)
51510012	Purchased Power P	CS	9300006227	12/31/2012	2.87
51510012	Purchased Power P	CS	9300006244	12/31/2012	117.35
51510012	Purchased Power P	CS	9300006312	12/31/2012	(3,686.54)
51510012	Purchased Power P	CS	9300006377	12/31/2012	639.09
51510012	Purchased Power P	CS	9300006496	12/31/2012	46.47
51510012	Purchased Power P	CS	9300006572	12/31/2012	2,201.02
51510012	Purchased Power P	CS	9300006625	12/31/2012	842.49
51510012	Purchased Power P	CS	9300006626	12/31/2012	223.94
51510012	Purchased Power P	CS	9300006628	12/31/2012	47,142.84
51510012	Purchased Power P	CS	9300006679	12/31/2012	1,146.41
51510013	Purchased Power WT	CS	9300005951	12/31/2012	188,359.03
51510013	Purchased Power WT	CS	9300006008	12/31/2012	(188,359.03)
51510013	Purchased Power WT	CS	9300006207	12/31/2012	1,153.79
51510013	Purchased Power WT	CS	9300006218	12/31/2012	596.03
51510013	Purchased Power WT	CS	9300006282	12/31/2012	(71,839.59)
51510013	Purchased Power WT	CS	9300006361	12/31/2012	57,784.58
51510013	Purchased Power WT	CS	9300006629	12/31/2012	2,113.02
51510013	Purchased Power WT	CS	9300006630	12/31/2012	9,094.99
51510013	Purchased Power WT	CS	9300006634	12/31/2012	258,250.12

Kentucky American Water Company  
Case No. 2012-00520  
Response to PSC DR1, Item 31

Account	Description	Doc Type	Document Number	Posting Date	Amount
51510013	Purchased Power WT	CS	9300006680	12/31/2012	(62,469.39)
51510014	Purchased Power TD	CS	9300005924	12/31/2012	25.02
51510014	Purchased Power TD	CS	9300006018	12/31/2012	(25.02)
51510014	Purchased Power TD	CS	9300006238	12/31/2012	(10.02)
51510014	Purchased Power TD	CS	9300006250	12/31/2012	(148.83)
51510014	Purchased Power TD	CS	9300006346	12/31/2012	119.60
51510014	Purchased Power TD	CS	9300006513	12/31/2012	156.88
51510014	Purchased Power TD	CS	9300006637	12/31/2012	363.39
51510014	Purchased Power TD	CS	9300006643	12/31/2012	33.58
51800000	Chemicals	SV	100002861	12/31/2012	16,800.00
52000000	M&S Expense (O&M)	SA	100002407	12/31/2012	1,878.56
52000000	M&S Expense (O&M)	AB	100002548	12/31/2012	(28.56)
52000000	M&S Expense (O&M)	AB	100002549	12/31/2012	(173.25)
52000000	M&S Expense (O&M)	AB	100002550	12/31/2012	(47.45)
52000000	M&S Expense (O&M)	AB	100002551	12/31/2012	(159.49)
52000000	M&S Expense (O&M)	AB	100002560	12/31/2012	(64.16)
52000000	M&S Expense (O&M)	AB	100002561	12/31/2012	(6.36)
52000000	M&S Expense (O&M)	AB	100002568	12/31/2012	(8.65)
52000000	M&S Expense (O&M)	AB	100002574	12/31/2012	(583.53)
52000000	M&S Expense (O&M)	AB	100002582	12/31/2012	(27.51)
52000000	M&S Expense (O&M)	AB	100002589	12/31/2012	(256.16)
52000000	M&S Expense (O&M)	AB	100002590	12/31/2012	(43.08)
52000000	M&S Expense (O&M)	AB	100002599	12/31/2012	(5.00)
52000000	M&S Expense (O&M)	AB	100002600	12/31/2012	(27.83)
52000000	M&S Expense (O&M)	AB	100002601	12/31/2012	(25.00)
52000000	M&S Expense (O&M)	AB	100002608	12/31/2012	(762.47)
52000000	M&S Expense (O&M)	AB	100002609	12/31/2012	(1,443.99)
52000000	M&S Expense (O&M)	AB	100002610	12/31/2012	(624.04)
52000000	M&S Expense (O&M)	AB	100002611	12/31/2012	(58.57)
52000000	M&S Expense (O&M)	AB	100002612	12/31/2012	(140.78)
52000000	M&S Expense (O&M)	AB	100002616	12/31/2012	(557.18)
52000000	M&S Expense (O&M)	AB	100002618	12/31/2012	(475.49)
52000000	M&S Expense (O&M)	AB	100002629	12/31/2012	(582.66)
52000000	M&S Expense (O&M)	AB	100002630	12/31/2012	(10.54)
52000000	M&S Expense (O&M)	AB	100002633	12/31/2012	(12.62)
52000000	M&S Expense (O&M)	AB	100002635	12/31/2012	(214.42)
52000000	M&S Expense (O&M)	AB	100002636	12/31/2012	(44.47)
52000000	M&S Expense (O&M)	AB	100002643	12/31/2012	(159.00)
52000000	M&S Expense (O&M)	AB	100002653	12/31/2012	(518.17)
52000000	M&S Expense (O&M)	AB	100002659	12/31/2012	(127.16)
52000000	M&S Expense (O&M)	AB	100002664	12/31/2012	(28.60)
52000000	M&S Expense (O&M)	AB	100002665	12/31/2012	(288.48)
52000000	M&S Expense (O&M)	AB	100002667	12/31/2012	(811.45)
52000000	M&S Expense (O&M)	AB	100002670	12/31/2012	(12.06)
52000000	M&S Expense (O&M)	AB	100002682	12/31/2012	(9.51)
52000000	M&S Expense (O&M)	AB	100002683	12/31/2012	(128.47)
52000000	M&S Expense (O&M)	AB	100002684	12/31/2012	(3.34)
52000000	M&S Expense (O&M)	AB	100002687	12/31/2012	(29.51)
52000000	M&S Expense (O&M)	AB	100002691	12/31/2012	(56.51)
52000000	M&S Expense (O&M)	AB	100002722	12/31/2012	(25.36)
52000000	M&S Expense (O&M)	AB	100002723	12/31/2012	(759.09)
52000000	M&S Expense (O&M)	AB	100002724	12/31/2012	(545.00)
52000000	M&S Expense (O&M)	AB	100002735	12/31/2012	(95.54)

## Kentucky American Water Company

Case No. 2012-00520

Response to PSC DR1, Item 31

Account	Description	Doc Type	Document Number	Posting Date	Amount
52000000	M&S Expense (O&M)	AB	100002748	12/31/2012	(790.00)
52000000	M&S Expense (O&M)	AB	100002749	12/31/2012	(695.00)
52000000	M&S Expense (O&M)	AB	100002750	12/31/2012	(695.00)
52000000	M&S Expense (O&M)	AB	100002751	12/31/2012	(65.89)
52000000	M&S Expense (O&M)	AB	100002770	12/31/2012	900.00
52000000	M&S Expense (O&M)	SV	100002861	12/31/2012	43,825.38
52000000	M&S Expense (O&M)	SA	100002894	12/31/2012	789.88
52000000	M&S Expense (O&M)	SV	100002902	12/31/2012	21,176.56
52000000	M&S Expense (O&M)	UZ	2000000739	12/31/2012	(20,870.76)
52000000	M&S Expense (O&M)	UZ	2000000747	12/31/2012	4,073.88
52000000	M&S Expense (O&M)	UZ	2000000800	12/31/2012	(789.88)
52000000	M&S Expense (O&M)	WA	5000004504	12/31/2012	6,462.03
52000000	M&S Expense (O&M)	WA	5000004513	12/31/2012	(89.02)
52000000	M&S Expense (O&M)	WA	5000004515	12/31/2012	312.44
52000000	M&S Expense (O&M)	KR	5000004516	12/31/2012	83.25
52000000	M&S Expense (O&M)	WA	5000004518	12/31/2012	757.78
52000000	M&S Expense (O&M)	WA	5000004521	12/31/2012	81.33
52000000	M&S Expense (O&M)	WA	5000004522	12/31/2012	(81.33)
52000000	M&S Expense (O&M)	WA	5000004523	12/31/2012	(1,285.62)
52000000	M&S Expense (O&M)	WA	5000004526	12/31/2012	21,091.93
52000000	M&S Expense (O&M)	ZI	9000002309	12/31/2012	790.00
52000000	M&S Expense (O&M)	ZI	9000002310	12/31/2012	695.00
52000000	M&S Expense (O&M)	ZI	9000002311	12/31/2012	695.00
52000000	M&S Expense (O&M)	ZI	9000002361	12/31/2012	790.00
52000000	M&S Expense (O&M)	ZI	9000002362	12/31/2012	695.00
52000000	M&S Expense (O&M)	ZI	9000002363	12/31/2012	695.00
52000000	M&S Expense (O&M)	CS	9300005920	12/31/2012	(4,343.72)
52000000	M&S Expense (O&M)	CS	9300005923	12/31/2012	(233.86)
52000000	M&S Expense (O&M)	CS	9300005927	12/31/2012	(104.55)
52000000	M&S Expense (O&M)	CS	9300005951	12/31/2012	(22.47)
52000000	M&S Expense (O&M)	CS	9300005968	12/31/2012	(1,138.35)
52000000	M&S Expense (O&M)	CS	9300006008	12/31/2012	22.47
52000000	M&S Expense (O&M)	CS	9300006021	12/31/2012	1,138.35
52000000	M&S Expense (O&M)	CS	9300006062	12/31/2012	233.86
52000000	M&S Expense (O&M)	CS	9300006063	12/31/2012	4,343.72
52000000	M&S Expense (O&M)	CS	9300006065	12/31/2012	104.55
52000000	M&S Expense (O&M)	CS	9300006247	12/31/2012	12,931.51
52000000	M&S Expense (O&M)	CS	9300006253	12/31/2012	1,245.19
52000000	M&S Expense (O&M)	CS	9300006282	12/31/2012	(1.27)
52000000	M&S Expense (O&M)	CS	9300006300	12/31/2012	1,067.15
52000000	M&S Expense (O&M)	CS	9300006324	12/31/2012	(127.16)
52000000	M&S Expense (O&M)	CS	9300006329	12/31/2012	(624.04)
52000000	M&S Expense (O&M)	CS	9300006330	12/31/2012	(30.00)
52000000	M&S Expense (O&M)	CS	9300006337	12/31/2012	(777.33)
52000000	M&S Expense (O&M)	CS	9300006343	12/31/2012	(8,830.40)
52000000	M&S Expense (O&M)	CS	9300006347	12/31/2012	(1,164.07)
52000000	M&S Expense (O&M)	CS	9300006353	12/31/2012	(159.00)
52000000	M&S Expense (O&M)	CS	9300006361	12/31/2012	(2,316.86)
52000000	M&S Expense (O&M)	CS	9300006363	12/31/2012	(2,053.29)
52000000	M&S Expense (O&M)	CS	9300006369	12/31/2012	(1,125.71)
52000000	M&S Expense (O&M)	CS	9300006371	12/31/2012	(1,415.62)
52000000	M&S Expense (O&M)	CS	9300006373	12/31/2012	(8,982.96)
52000000	M&S Expense (O&M)	CS	9300006379	12/31/2012	(328.68)

## Kentucky American Water Company

Case No. 2012-00520

Response to PSC DR1, Item 31

Account	Description	Doc Type	Document Number	Posting Date	Amount
52000000	M&S Expense (O&M)	CS	9300006470	12/31/2012	(1,043.33)
52000000	M&S Expense (O&M)	CS	9300006486	12/31/2012	(392.18)
52000000	M&S Expense (O&M)	CS	9300006493	12/31/2012	(95.29)
52000000	M&S Expense (O&M)	CS	9300006509	12/31/2012	(15,039.53)
52000000	M&S Expense (O&M)	CS	9300006512	12/31/2012	(11.55)
52000000	M&S Expense (O&M)	CS	9300006516	12/31/2012	(967.07)
52000000	M&S Expense (O&M)	CS	9300006559	12/31/2012	(291.92)
52000000	M&S Expense (O&M)	CS	9300006561	12/31/2012	(3,367.65)
52000000	M&S Expense (O&M)	CS	9300006567	12/31/2012	4,307.29
52000000	M&S Expense (O&M)	CS	9300006589	12/31/2012	(11,781.85)
52000000	M&S Expense (O&M)	CS	9300006590	12/31/2012	(127.16)
52000000	M&S Expense (O&M)	CS	9300006593	12/31/2012	(624.04)
52000000	M&S Expense (O&M)	CS	9300006596	12/31/2012	(258.89)
52000000	M&S Expense (O&M)	CS	9300006600	12/31/2012	(4,279.61)
52000000	M&S Expense (O&M)	CS	9300006601	12/31/2012	(43.08)
52000000	M&S Expense (O&M)	CS	9300006606	12/31/2012	(1,878.56)
52000000	M&S Expense (O&M)	CS	9300006612	12/31/2012	(2,316.86)
52000000	M&S Expense (O&M)	CS	9300006614	12/31/2012	(999.57)
52000000	M&S Expense (O&M)	CS	9300006616	12/31/2012	(2,180.00)
52000000	M&S Expense (O&M)	CS	9300006619	12/31/2012	(764.09)
52000000	M&S Expense (O&M)	CS	9300006621	12/31/2012	266.90
52000000	M&S Expense (O&M)	CS	9300006629	12/31/2012	624.04
52000000	M&S Expense (O&M)	CS	9300006630	12/31/2012	127.16
52000000	M&S Expense (O&M)	CS	9300006631	12/31/2012	764.09
52000000	M&S Expense (O&M)	CS	9300006634	12/31/2012	2,316.86
52000000	M&S Expense (O&M)	CS	9300006641	12/31/2012	(266.90)
52000000	M&S Expense (O&M)	CS	9300006658	12/31/2012	2,180.00
52000000	M&S Expense (O&M)	CS	9300006663	12/31/2012	258.89
52000000	M&S Expense (O&M)	CS	9300006672	12/31/2012	4,279.61
52000000	M&S Expense (O&M)	CS	9300006673	12/31/2012	43.08
52000000	M&S Expense (O&M)	CS	9300006674	12/31/2012	999.57
52000000	M&S Expense (O&M)	CS	9300006681	12/31/2012	834.11
52000000	M&S Expense (O&M)	CS	9300006685	12/31/2012	(2,180.00)
52000000	M&S Expense (O&M)	CS	9300006687	12/31/2012	(258.89)
52000000	M&S Expense (O&M)	CS	9300006689	12/31/2012	(38.20)
52000000	M&S Expense (O&M)	CS	9300007285	12/31/2012	(29,000.00)
52000000	M&S Expense (O&M)	CS	9300007294	12/31/2012	(14,825.38)
52000000	M&S Expense (O&M)	CS	9300007585	12/31/2012	(836.75)
52000000	M&S Expense (O&M)	CS	9300007616	12/31/2012	(3,676.84)
52000000	M&S Expense (O&M)	CS	9300007617	12/31/2012	(7,756.79)
52000000	M&S Expense (O&M)	CS	9300007620	12/31/2012	(8,906.18)
52001200	M&S Oper P	CS	9300006330	12/31/2012	30.00
52001300	M&S Oper WT	CS	9300005951	12/31/2012	22.47
52001300	M&S Oper WT	CS	9300006008	12/31/2012	(22.47)
52001300	M&S Oper WT	CS	9300006282	12/31/2012	1.27
52001300	M&S Oper WT	CS	9300006324	12/31/2012	127.16
52001300	M&S Oper WT	CS	9300006329	12/31/2012	624.04
52001300	M&S Oper WT	CS	9300006361	12/31/2012	2,316.86
52001300	M&S Oper WT	CS	9300006369	12/31/2012	1,125.71
52001300	M&S Oper WT	CS	9300006486	12/31/2012	392.18
52001300	M&S Oper WT	CS	9300006559	12/31/2012	291.92
52001300	M&S Oper WT	CS	9300006590	12/31/2012	127.16
52001300	M&S Oper WT	CS	9300006593	12/31/2012	624.04

## Kentucky American Water Company

Case No. 2012-00520

Response to PSC DR1, Item 31

Account	Description	Doc Type	Document Number	Posting Date	Amount
52001300	M&S Oper WT	CS	9300006612	12/31/2012	2,316.86
52001300	M&S Oper WT	CS	9300006619	12/31/2012	764.09
52001300	M&S Oper WT	CS	9300006629	12/31/2012	(624.04)
52001300	M&S Oper WT	CS	9300006630	12/31/2012	(127.16)
52001300	M&S Oper WT	CS	9300006631	12/31/2012	(764.09)
52001300	M&S Oper WT	CS	9300006634	12/31/2012	(2,316.86)
52001300	M&S Oper WT	CS	9300007285	12/31/2012	29,000.00
52001400	M&S Oper TD	CS	9300005968	12/31/2012	1,138.35
52001400	M&S Oper TD	CS	9300006021	12/31/2012	(1,138.35)
52001400	M&S Oper TD	CS	9300006300	12/31/2012	(1,067.15)
52001400	M&S Oper TD	CS	9300006337	12/31/2012	777.33
52001400	M&S Oper TD	CS	9300006371	12/31/2012	1,415.62
52001400	M&S Oper TD	CS	9300006561	12/31/2012	3,367.65
52001400	M&S Oper TD	CS	9300006621	12/31/2012	(266.90)
52001400	M&S Oper TD	CS	9300006641	12/31/2012	266.90
52001400	M&S Oper TD	CS	9300006681	12/31/2012	(834.11)
52001400	M&S Oper TD	CS	9300007585	12/31/2012	836.75
52001600	M&S Oper AG	CS	9300006353	12/31/2012	159.00
52001600	M&S Oper AG	CS	9300006493	12/31/2012	95.29
52001600	M&S Oper AG	CS	9300006596	12/31/2012	258.89
52001600	M&S Oper AG	CS	9300006616	12/31/2012	2,180.00
52001600	M&S Oper AG	CS	9300006658	12/31/2012	(2,180.00)
52001600	M&S Oper AG	CS	9300006663	12/31/2012	(258.89)
52001600	M&S Oper AG	CS	9300006685	12/31/2012	2,180.00
52001600	M&S Oper AG	CS	9300006687	12/31/2012	258.89
52001600	M&S Oper AG	CS	9300006689	12/31/2012	38.20
52500000	Misc Expense (O&M)	SA	100002400	12/31/2012	268.81
52500000	Misc Expense (O&M)	SA	100002401	12/31/2012	588.52
52500000	Misc Expense (O&M)	SA	100002403	12/31/2012	1,398.75
52500000	Misc Expense (O&M)	SA	100002415	12/31/2012	281.84
52500000	Misc Expense (O&M)	SA	100002419	12/31/2012	121.04
52500000	Misc Expense (O&M)	SV	100002421	12/31/2012	95.80
52500000	Misc Expense (O&M)	SA	100002423	12/31/2012	796.42
52500000	Misc Expense (O&M)	SA	100002424	12/31/2012	4,756.17
52500000	Misc Expense (O&M)	SA	100002427	12/31/2012	4,190.99
52500000	Misc Expense (O&M)	SA	100002431	12/31/2012	561.20
52500000	Misc Expense (O&M)	AB	100002620	12/31/2012	(821.50)
52500000	Misc Expense (O&M)	AB	100002634	12/31/2012	(190.79)
52500000	Misc Expense (O&M)	AB	100002638	12/31/2012	(95.24)
52500000	Misc Expense (O&M)	AB	100002669	12/31/2012	(37.87)
52500000	Misc Expense (O&M)	AB	100002686	12/31/2012	(34.03)
52500000	Misc Expense (O&M)	AB	100002704	12/31/2012	(471.65)
52500000	Misc Expense (O&M)	AB	100002717	12/31/2012	(540.56)
52500000	Misc Expense (O&M)	AB	100002743	12/31/2012	(80.00)
52500000	Misc Expense (O&M)	SA	100002778	12/31/2012	171.86
52500000	Misc Expense (O&M)	SA	100002779	12/31/2012	171.86
52500000	Misc Expense (O&M)	SA	100002780	12/31/2012	171.86
52500000	Misc Expense (O&M)	SA	100002781	12/31/2012	171.86
52500000	Misc Expense (O&M)	SA	100002866	12/31/2012	(179.60)
52500000	Misc Expense (O&M)	SA	100002885	12/31/2012	(14,328.83)
52500000	Misc Expense (O&M)	SV	100002902	12/31/2012	3,052.94
52500000	Misc Expense (O&M)	SA	100002903	12/31/2012	(60.66)
52500000	Misc Expense (O&M)	SA	100002910	12/31/2012	(121.55)

## Kentucky American Water Company

Case No. 2012-00520

Response to PSC DR1, Item 31

Account	Description	Doc Type	Document Number	Posting Date	Amount
52500000	Misc Expense (O&M)	SA	100002918	12/31/2012	244.42
52500000	Misc Expense (O&M)	SW	100002920	12/31/2012	724.15
52500000	Misc Expense (O&M)	SA	100002926	12/31/2012	(38.63)
52500000	Misc Expense (O&M)	UZ	2000000736	12/31/2012	(3,764.90)
52500000	Misc Expense (O&M)	UZ	2000000742	12/31/2012	(952,913.87)
52500000	Misc Expense (O&M)	UZ	2000000808	12/31/2012	25,338.35
52500000	Misc Expense (O&M)	WE	5000004529	12/31/2012	915,840.00
52500000	Misc Expense (O&M)	WE	5000004530	12/31/2012	(915,840.00)
52500000	Misc Expense (O&M)	WE	5000004531	12/31/2012	175,059.00
52500000	Misc Expense (O&M)	WE	5000004532	12/31/2012	48,081.60
52500000	Misc Expense (O&M)	WE	5000004533	12/31/2012	133,560.00
52500000	Misc Expense (O&M)	WE	5000004534	12/31/2012	78,068.68
52500000	Misc Expense (O&M)	WE	5000004537	12/31/2012	199,958.40
52500000	Misc Expense (O&M)	WE	5000004538	12/31/2012	333,900.00
52500000	Misc Expense (O&M)	WE	5000004539	12/31/2012	4,225.57
52500000	Misc Expense (O&M)	CS	9300005901	12/31/2012	(131.25)
52500000	Misc Expense (O&M)	CS	9300005927	12/31/2012	(1,252.64)
52500000	Misc Expense (O&M)	CS	9300005942	12/31/2012	(4.49)
52500000	Misc Expense (O&M)	CS	9300005951	12/31/2012	(247.73)
52500000	Misc Expense (O&M)	CS	9300005953	12/31/2012	(2,233.63)
52500000	Misc Expense (O&M)	CS	9300005968	12/31/2012	(770.30)
52500000	Misc Expense (O&M)	CS	9300005973	12/31/2012	(995.89)
52500000	Misc Expense (O&M)	CS	9300006008	12/31/2012	247.73
52500000	Misc Expense (O&M)	CS	9300006021	12/31/2012	770.30
52500000	Misc Expense (O&M)	CS	9300006023	12/31/2012	4.49
52500000	Misc Expense (O&M)	CS	9300006060	12/31/2012	131.25
52500000	Misc Expense (O&M)	CS	9300006065	12/31/2012	1,252.64
52500000	Misc Expense (O&M)	CS	9300006066	12/31/2012	995.89
52500000	Misc Expense (O&M)	CS	9300006068	12/31/2012	2,233.63
52500000	Misc Expense (O&M)	CS	9300006216	12/31/2012	(1,692.63)
52500000	Misc Expense (O&M)	CS	9300006223	12/31/2012	108.76
52500000	Misc Expense (O&M)	CS	9300006253	12/31/2012	(1,252.64)
52500000	Misc Expense (O&M)	CS	9300006282	12/31/2012	72.31
52500000	Misc Expense (O&M)	CS	9300006284	12/31/2012	(2,087.50)
52500000	Misc Expense (O&M)	CS	9300006298	12/31/2012	(82.38)
52500000	Misc Expense (O&M)	CS	9300006300	12/31/2012	(1,374.02)
52500000	Misc Expense (O&M)	CS	9300006305	12/31/2012	(834.60)
52500000	Misc Expense (O&M)	CS	9300006313	12/31/2012	0.16
52500000	Misc Expense (O&M)	CS	9300006344	12/31/2012	(499.63)
52500000	Misc Expense (O&M)	CS	9300006361	12/31/2012	(2,062.37)
52500000	Misc Expense (O&M)	CS	9300006366	12/31/2012	(95.24)
52500000	Misc Expense (O&M)	CS	9300006371	12/31/2012	(744.25)
52500000	Misc Expense (O&M)	CS	9300006373	12/31/2012	(18.09)
52500000	Misc Expense (O&M)	CS	9300006484	12/31/2012	(96.72)
52500000	Misc Expense (O&M)	CS	9300006541	12/31/2012	(118.05)
52500000	Misc Expense (O&M)	CS	9300006561	12/31/2012	(566.25)
52500000	Misc Expense (O&M)	CS	9300006567	12/31/2012	(3,405.75)
52500000	Misc Expense (O&M)	CS	9300006578	12/31/2012	(588.52)
52500000	Misc Expense (O&M)	CS	9300006584	12/31/2012	(1,667.56)
52500000	Misc Expense (O&M)	CS	9300006596	12/31/2012	(296.84)
52500000	Misc Expense (O&M)	CS	9300006606	12/31/2012	(6,395.63)
52500000	Misc Expense (O&M)	CS	9300006607	12/31/2012	(4,190.99)
52500000	Misc Expense (O&M)	CS	9300006612	12/31/2012	(2,062.37)

## Kentucky American Water Company

Case No. 2012-00520

Response to PSC DR1, Item 31

Account	Description	Doc Type	Document Number	Posting Date	Amount
52500000	Misc Expense (O&M)	CS	9300006616	12/31/2012	(95.24)
52500000	Misc Expense (O&M)	CS	9300006621	12/31/2012	(34.03)
52500000	Misc Expense (O&M)	CS	9300006634	12/31/2012	2,062.37
52500000	Misc Expense (O&M)	CS	9300006641	12/31/2012	34.03
52500000	Misc Expense (O&M)	CS	9300006658	12/31/2012	95.24
52500000	Misc Expense (O&M)	CS	9300006663	12/31/2012	80.00
52500000	Misc Expense (O&M)	CS	9300006669	12/31/2012	(687.44)
52500000	Misc Expense (O&M)	CS	9300006687	12/31/2012	(80.00)
52500000	Misc Expense (O&M)	CS	9300006691	12/31/2012	179.60
52500000	Misc Expense (O&M)	CS	9300007441	12/31/2012	14,328.83
52500000	Misc Expense (O&M)	CS	9300007585	12/31/2012	(644.86)
52500000	Misc Expense (O&M)	CS	9300007622	12/31/2012	(2,087.50)
52500000	Misc Expense (O&M)	CS	9300007631	12/31/2012	(320.58)
52500000	Misc Expense (O&M)	CS	9300007632	12/31/2012	60.66
52500000	Misc Expense (O&M)	CS	9300007635	12/31/2012	121.55
52500000	Misc Expense (O&M)	CS	9300007659	12/31/2012	(205.79)
52500000	Misc Expense (O&M)	CS	9300007685	12/31/2012	(26,062.50)
52501100	Misc Oper SS	CS	9300006607	12/31/2012	4,190.99
52501100	Misc Oper SS	CS	9300007659	12/31/2012	205.79
52501200	Misc Oper P	CS	9300006313	12/31/2012	(0.16)
52501300	Misc Oper WT	CS	9300005951	12/31/2012	247.73
52501300	Misc Oper WT	CS	9300006008	12/31/2012	(247.73)
52501300	Misc Oper WT	CS	9300006282	12/31/2012	(72.31)
52501300	Misc Oper WT	CS	9300006298	12/31/2012	82.38
52501300	Misc Oper WT	CS	9300006361	12/31/2012	2,062.37
52501300	Misc Oper WT	CS	9300006541	12/31/2012	118.05
52501300	Misc Oper WT	CS	9300006612	12/31/2012	2,062.37
52501300	Misc Oper WT	CS	9300006634	12/31/2012	(2,062.37)
52501400	Misc Oper TD	CS	9300005942	12/31/2012	4.49
52501400	Misc Oper TD	CS	9300005968	12/31/2012	770.30
52501400	Misc Oper TD	CS	9300006021	12/31/2012	(770.30)
52501400	Misc Oper TD	CS	9300006023	12/31/2012	(4.49)
52501400	Misc Oper TD	CS	9300006300	12/31/2012	1,374.02
52501400	Misc Oper TD	CS	9300006371	12/31/2012	744.25
52501400	Misc Oper TD	CS	9300006561	12/31/2012	566.25
52501400	Misc Oper TD	CS	9300006621	12/31/2012	34.03
52501400	Misc Oper TD	CS	9300006641	12/31/2012	(34.03)
52501400	Misc Oper TD	CS	9300007585	12/31/2012	644.86
52501600	Misc Oper AG	CS	9300005901	12/31/2012	131.25
52501600	Misc Oper AG	CS	9300006060	12/31/2012	(131.25)
52501600	Misc Oper AG	CS	9300006216	12/31/2012	1,692.63
52501600	Misc Oper AG	CS	9300006223	12/31/2012	(108.76)
52501600	Misc Oper AG	CS	9300006366	12/31/2012	95.24
52501600	Misc Oper AG	CS	9300006484	12/31/2012	96.72
52501600	Misc Oper AG	CS	9300006578	12/31/2012	588.52
52501600	Misc Oper AG	CS	9300006596	12/31/2012	296.84
52501600	Misc Oper AG	CS	9300006616	12/31/2012	95.24
52501600	Misc Oper AG	CS	9300006658	12/31/2012	(95.24)
52501600	Misc Oper AG	CS	9300006663	12/31/2012	(80.00)
52501600	Misc Oper AG	CS	9300006669	12/31/2012	687.44
52501600	Misc Oper AG	CS	9300006687	12/31/2012	80.00
52501600	Misc Oper AG	CS	9300006691	12/31/2012	(179.60)
52501600	Misc Oper AG	CS	9300007441	12/31/2012	(14,328.83)



## Kentucky American Water Company

Case No. 2012-00520

Response to PSC DR1, Item 31

Account	Description	Doc Type	Document Number	Posting Date	Amount
52501600	Misc Oper AG	CS	9300007685	12/31/2012	26,062.50
52503000	Advertising	AB	100002469	12/31/2012	(480.00)
52510000	Bank Svc Charges	SV	100002887	12/31/2012	15,836.32
52510000	Bank Svc Charges	SV	100002914	12/31/2012	10,776.88
52510000	Bank Svc Charges	CS	9300005933	12/31/2012	(8,903.83)
52510000	Bank Svc Charges	CS	9300006039	12/31/2012	8,903.83
52510000	Bank Svc Charges	CS	9300006260	12/31/2012	14,254.12
52510000	Bank Svc Charges	CS	9300006349	12/31/2012	(7,244.82)
52510000	Bank Svc Charges	CS	9300006522	12/31/2012	(5,404.31)
52510000	Bank Svc Charges	CS	9300007440	12/31/2012	(15,836.32)
52510000	Bank Svc Charges	CS	9300007636	12/31/2012	(10,776.88)
52510015	Bank Svc Charges-CA	CS	9300005933	12/31/2012	8,903.83
52510015	Bank Svc Charges-CA	CS	9300006039	12/31/2012	(8,903.83)
52510015	Bank Svc Charges-CA	CS	9300006260	12/31/2012	(14,254.12)
52510015	Bank Svc Charges-CA	CS	9300006349	12/31/2012	7,244.82
52510015	Bank Svc Charges-CA	CS	9300006522	12/31/2012	5,404.31
52510015	Bank Svc Charges-CA	CS	9300007440	12/31/2012	15,836.32
52510015	Bank Svc Charges-CA	CS	9300007636	12/31/2012	10,776.88
52514904	Cust Edu Comm-Consrv	AB	100002466	12/31/2012	(435.57)
52515000	Commun Relations-E	AB	100002557	12/31/2012	(108.75)
52515000	Commun Relations-E	AB	100002565	12/31/2012	(378.91)
52515000	Commun Relations-E	AB	100002566	12/31/2012	(84.83)
52515000	Commun Relations-E	AB	100002571	12/31/2012	(55.13)
52515000	Commun Relations-E	AB	100002572	12/31/2012	(269.21)
52515000	Commun Relations-E	AB	100002603	12/31/2012	(51.76)
52515000	Commun Relations-E	AB	100002614	12/31/2012	(36.44)
52515000	Commun Relations-E	AB	100002615	12/31/2012	(53.86)
52515000	Commun Relations-E	AB	100002621	12/31/2012	(90.46)
52515000	Commun Relations-E	AB	100002666	12/31/2012	(15.87)
52515000	Commun Relations-E	AB	100002671	12/31/2012	(18.15)
52515000	Commun Relations-E	AB	100002672	12/31/2012	(23.24)
52515000	Commun Relations-E	AB	100002689	12/31/2012	(81.62)
52515000	Commun Relations-E	AB	100002690	12/31/2012	(8.46)
52515000	Commun Relations-E	AB	100002696	12/31/2012	(8.37)
52515000	Commun Relations-E	AB	100002706	12/31/2012	(5.79)
52515000	Commun Relations-E	AB	100002707	12/31/2012	(28.50)
52515000	Commun Relations-E	AB	100002708	12/31/2012	(146.28)
52515000	Commun Relations-E	AB	100002710	12/31/2012	(26.50)
52515000	Commun Relations-E	AB	100002711	12/31/2012	(63.39)
52515000	Commun Relations-E	AB	100002725	12/31/2012	(202.50)
52515000	Commun Relations-E	AB	100002731	12/31/2012	14.07
52515000	Commun Relations-E	AB	100002747	12/31/2012	259.98
52520000	Collection Agencies	KR	5000004535	12/31/2012	126.54
52522000	Community Relations	AB	100002513	12/31/2012	(37.50)
52524000	Co Dues/Mmbrshp Ded	SA	100002405	12/31/2012	307.11
52524000	Co Dues/Mmbrshp Ded	SA	100002410	12/31/2012	532.11
52524000	Co Dues/Mmbrshp Ded	AB	100002482	12/31/2012	(400.00)
52524000	Co Dues/Mmbrshp Ded	AB	100002517	12/31/2012	(305.00)
52524000	Co Dues/Mmbrshp Ded	AB	100002524	12/31/2012	(1,300.00)
52524000	Co Dues/Mmbrshp Ded	AB	100002525	12/31/2012	(1,300.00)
52524000	Co Dues/Mmbrshp Ded	SR	9600000123	12/31/2012	833.33
52524000	Co Dues/Mmbrshp Ded	SR	9600000124	12/31/2012	439.83
52524000	Co Dues/Mmbrshp Ded	SR	9600000127	12/31/2012	3,800.50

## Kentucky American Water Company

Case No. 2012-00520

Response to PSC DR1, Item 31

Account	Description	Doc Type	Document Number	Posting Date	Amount
52526100	Credit Line Fees I/C	SA	100002794	12/31/2012	5,282.19
52526100	Credit Line Fees I/C	SV	100002849	12/31/2012	2,401.09
52527100	Directors Expenses	AB	100002593	12/31/2012	(304.00)
52532000	Electricity	SV	100002793	12/31/2012	9,691.75
52532000	Electricity	CS	9300005912	12/31/2012	(143.11)
52532000	Electricity	CS	9300005937	12/31/2012	(5,106.45)
52532000	Electricity	CS	9300005951	12/31/2012	(35.00)
52532000	Electricity	CS	9300005968	12/31/2012	(2,100.94)
52532000	Electricity	CS	9300006008	12/31/2012	35.00
52532000	Electricity	CS	9300006019	12/31/2012	143.11
52532000	Electricity	CS	9300006021	12/31/2012	2,100.94
52532000	Electricity	CS	9300006055	12/31/2012	5,106.45
52532000	Electricity	CS	9300006221	12/31/2012	52.86
52532000	Electricity	CS	9300006233	12/31/2012	(246.32)
52532000	Electricity	CS	9300006235	12/31/2012	23.65
52532000	Electricity	CS	9300006266	12/31/2012	1,042.03
52532000	Electricity	CS	9300006282	12/31/2012	23.79
52532000	Electricity	CS	9300006300	12/31/2012	424.98
52532000	Electricity	CS	9300006371	12/31/2012	(249.30)
52532000	Electricity	CS	9300006491	12/31/2012	(242.66)
52532000	Electricity	CS	9300006499	12/31/2012	(153.56)
52532000	Electricity	CS	9300006561	12/31/2012	(189.53)
52532000	Electricity	CS	9300006633	12/31/2012	(90.30)
52532000	Electricity	CS	9300006634	12/31/2012	(125.13)
52532000	Electricity	CS	9300006638	12/31/2012	(924.23)
52532000	Electricity	CS	9300006641	12/31/2012	(3,167.47)
52532000	Electricity	CS	9300006652	12/31/2012	(276.90)
52532000	Electricity	CS	9300006665	12/31/2012	(5,107.72)
52532013	Electricity WT	CS	9300005951	12/31/2012	35.00
52532013	Electricity WT	CS	9300006008	12/31/2012	(35.00)
52532013	Electricity WT	CS	9300006235	12/31/2012	(23.65)
52532013	Electricity WT	CS	9300006282	12/31/2012	(23.79)
52532013	Electricity WT	CS	9300006633	12/31/2012	90.30
52532013	Electricity WT	CS	9300006634	12/31/2012	125.13
52532014	Electricity TD	CS	9300005912	12/31/2012	143.11
52532014	Electricity TD	CS	9300005968	12/31/2012	2,100.94
52532014	Electricity TD	CS	9300006019	12/31/2012	(143.11)
52532014	Electricity TD	CS	9300006021	12/31/2012	(2,100.94)
52532014	Electricity TD	CS	9300006233	12/31/2012	246.32
52532014	Electricity TD	CS	9300006300	12/31/2012	(424.98)
52532014	Electricity TD	CS	9300006371	12/31/2012	249.30
52532014	Electricity TD	CS	9300006499	12/31/2012	153.56
52532014	Electricity TD	CS	9300006561	12/31/2012	189.53
52532014	Electricity TD	CS	9300006638	12/31/2012	924.23
52532014	Electricity TD	CS	9300006641	12/31/2012	3,167.47
52532016	Electricity AG	CS	9300005937	12/31/2012	5,106.45
52532016	Electricity AG	CS	9300006055	12/31/2012	(5,106.45)
52532016	Electricity AG	CS	9300006221	12/31/2012	(52.86)
52532016	Electricity AG	CS	9300006266	12/31/2012	(1,042.03)
52532016	Electricity AG	CS	9300006491	12/31/2012	242.66
52532016	Electricity AG	CS	9300006652	12/31/2012	276.90
52532016	Electricity AG	CS	9300006665	12/31/2012	5,107.72
52534000	Employee Expenses	AB	100002454	12/31/2012	(517.20)

## Kentucky American Water Company

Case No. 2012-00520

Response to PSC DR1, Item 31

Account	Description	Doc Type	Document Number	Posting Date	Amount
52534000	Employee Expenses	AB	100002455	12/31/2012	(9.00)
52534000	Employee Expenses	AB	100002456	12/31/2012	(9.00)
52534000	Employee Expenses	AB	100002457	12/31/2012	(849.20)
52534000	Employee Expenses	AB	100002458	12/31/2012	(332.00)
52534000	Employee Expenses	AB	100002460	12/31/2012	(5.00)
52534000	Employee Expenses	AB	100002461	12/31/2012	(36.00)
52534000	Employee Expenses	AB	100002462	12/31/2012	(27.00)
52534000	Employee Expenses	AB	100002463	12/31/2012	(835.90)
52534000	Employee Expenses	AB	100002468	12/31/2012	(20.00)
52534000	Employee Expenses	AB	100002477	12/31/2012	(322.00)
52534000	Employee Expenses	AB	100002495	12/31/2012	(18.00)
52534000	Employee Expenses	AB	100002496	12/31/2012	(38.00)
52534000	Employee Expenses	AB	100002506	12/31/2012	36.00
52534000	Employee Expenses	AB	100002511	12/31/2012	(49.00)
52534000	Employee Expenses	AB	100002520	12/31/2012	(33.00)
52534000	Employee Expenses	AB	100002521	12/31/2012	(654.90)
52534000	Employee Expenses	AB	100002528	12/31/2012	(363.96)
52534000	Employee Expenses	AB	100002530	12/31/2012	(363.96)
52534000	Employee Expenses	AB	100002531	12/31/2012	(204.80)
52534000	Employee Expenses	AB	100002542	12/31/2012	(216.20)
52534000	Employee Expenses	AB	100002543	12/31/2012	(40.00)
52534000	Employee Expenses	AB	100002562	12/31/2012	(110.00)
52534000	Employee Expenses	AB	100002564	12/31/2012	(25.00)
52534000	Employee Expenses	AB	100002586	12/31/2012	(280.36)
52534000	Employee Expenses	AB	100002605	12/31/2012	(114.17)
52534000	Employee Expenses	AB	100002628	12/31/2012	(80.00)
52534000	Employee Expenses	AB	100002639	12/31/2012	(506.11)
52534000	Employee Expenses	AB	100002640	12/31/2012	(266.00)
52534000	Employee Expenses	AB	100002645	12/31/2012	(5.00)
52534000	Employee Expenses	AB	100002647	12/31/2012	(25.00)
52534000	Employee Expenses	AB	100002648	12/31/2012	(510.56)
52534000	Employee Expenses	AB	100002650	12/31/2012	(54.00)
52534000	Employee Expenses	AB	100002652	12/31/2012	(338.51)
52534000	Employee Expenses	AB	100002663	12/31/2012	(1.46)
52534000	Employee Expenses	AB	100002697	12/31/2012	(126.63)
52534000	Employee Expenses	AB	100002745	12/31/2012	(38.00)
52534000	Employee Expenses	AB	100002746	12/31/2012	(380.33)
52534000	Employee Expenses	SV	100002842	12/31/2012	33,753.85
52534000	Employee Expenses	UT	9300006204	12/31/2012	(0.34)
52534000	Employee Expenses	UT	9300007700	12/31/2012	(0.25)
52534200	Conferences & Reg	SA	100002411	12/31/2012	54.10
52534200	Conferences & Reg	AB	100002476	12/31/2012	(150.00)
52534200	Conferences & Reg	AB	100002535	12/31/2012	(90.00)
52534200	Conferences & Reg	AB	100002536	12/31/2012	(90.00)
52534200	Conferences & Reg	AB	100002552	12/31/2012	(90.00)
52534200	Conferences & Reg	AB	100002553	12/31/2012	(90.00)
52534200	Conferences & Reg	AB	100002631	12/31/2012	(65.00)
52535000	Meals Deductible	AB	100002437	12/31/2012	(10.00)
52535000	Meals Deductible	AB	100002438	12/31/2012	(10.00)
52535000	Meals Deductible	AB	100002439	12/31/2012	(10.00)
52535000	Meals Deductible	AB	100002440	12/31/2012	(10.00)
52535000	Meals Deductible	AB	100002441	12/31/2012	(9.58)
52535000	Meals Deductible	AB	100002442	12/31/2012	(10.58)

## Kentucky American Water Company

Case No. 2012-00520

Response to PSC DR1, Item 31

Account	Description	Doc Type	Document Number	Posting Date	Amount
52535000	Meals Deductible	AB	100002443	12/31/2012	(9.08)
52535000	Meals Deductible	AB	100002444	12/31/2012	(9.52)
52535000	Meals Deductible	AB	100002445	12/31/2012	(4.55)
52535000	Meals Deductible	AB	100002446	12/31/2012	(46.00)
52535000	Meals Deductible	AB	100002447	12/31/2012	(20.00)
52535000	Meals Deductible	AB	100002448	12/31/2012	(7.20)
52535000	Meals Deductible	AB	100002449	12/31/2012	(5.62)
52535000	Meals Deductible	AB	100002450	12/31/2012	(16.59)
52535000	Meals Deductible	AB	100002451	12/31/2012	(9.94)
52535000	Meals Deductible	AB	100002452	12/31/2012	(9.51)
52535000	Meals Deductible	AB	100002453	12/31/2012	(7.82)
52535000	Meals Deductible	AB	100002459	12/31/2012	(10.00)
52535000	Meals Deductible	AB	100002464	12/31/2012	(10.00)
52535000	Meals Deductible	AB	100002465	12/31/2012	(20.00)
52535000	Meals Deductible	AB	100002467	12/31/2012	(10.00)
52535000	Meals Deductible	AB	100002471	12/31/2012	(10.00)
52535000	Meals Deductible	AB	100002472	12/31/2012	(9.51)
52535000	Meals Deductible	AB	100002473	12/31/2012	(9.51)
52535000	Meals Deductible	AB	100002474	12/31/2012	(9.73)
52535000	Meals Deductible	AB	100002475	12/31/2012	(9.31)
52535000	Meals Deductible	AB	100002478	12/31/2012	(37.60)
52535000	Meals Deductible	AB	100002479	12/31/2012	(16.02)
52535000	Meals Deductible	AB	100002480	12/31/2012	(13.97)
52535000	Meals Deductible	AB	100002481	12/31/2012	(32.06)
52535000	Meals Deductible	AB	100002483	12/31/2012	(6.63)
52535000	Meals Deductible	AB	100002484	12/31/2012	(5.88)
52535000	Meals Deductible	AB	100002485	12/31/2012	(7.58)
52535000	Meals Deductible	AB	100002486	12/31/2012	(6.75)
52535000	Meals Deductible	AB	100002487	12/31/2012	(105.55)
52535000	Meals Deductible	AB	100002488	12/31/2012	(12.76)
52535000	Meals Deductible	AB	100002489	12/31/2012	(103.02)
52535000	Meals Deductible	AB	100002490	12/31/2012	(28.19)
52535000	Meals Deductible	AB	100002492	12/31/2012	(11.33)
52535000	Meals Deductible	AB	100002493	12/31/2012	(9.08)
52535000	Meals Deductible	AB	100002494	12/31/2012	(5.35)
52535000	Meals Deductible	AB	100002497	12/31/2012	(41.88)
52535000	Meals Deductible	AB	100002498	12/31/2012	(6.97)
52535000	Meals Deductible	AB	100002499	12/31/2012	(2.75)
52535000	Meals Deductible	AB	100002500	12/31/2012	(5.29)
52535000	Meals Deductible	AB	100002501	12/31/2012	(26.64)
52535000	Meals Deductible	AB	100002503	12/31/2012	(15.66)
52535000	Meals Deductible	AB	100002504	12/31/2012	(2.00)
52535000	Meals Deductible	AB	100002505	12/31/2012	(57.92)
52535000	Meals Deductible	AB	100002507	12/31/2012	(10.60)
52535000	Meals Deductible	AB	100002508	12/31/2012	(23.36)
52535000	Meals Deductible	AB	100002509	12/31/2012	(40.20)
52535000	Meals Deductible	AB	100002510	12/31/2012	(2.75)
52535000	Meals Deductible	AB	100002512	12/31/2012	(6.13)
52535000	Meals Deductible	AB	100002514	12/31/2012	(30.16)
52535000	Meals Deductible	AB	100002516	12/31/2012	(4.89)
52535000	Meals Deductible	AB	100002518	12/31/2012	(41.41)
52535000	Meals Deductible	AB	100002519	12/31/2012	(12.70)
52535000	Meals Deductible	AB	100002522	12/31/2012	(15.13)

## Kentucky American Water Company

Case No. 2012-00520

Response to PSC DR1, Item 31

Account	Description	Doc Type	Document Number	Posting Date	Amount
52535000	Meals Deductible	AB	100002523	12/31/2012	(12.26)
52535000	Meals Deductible	AB	100002526	12/31/2012	(59.52)
52535000	Meals Deductible	AB	100002527	12/31/2012	(9.72)
52535000	Meals Deductible	AB	100002529	12/31/2012	(11.76)
52535000	Meals Deductible	AB	100002532	12/31/2012	(9.72)
52535000	Meals Deductible	AB	100002533	12/31/2012	(8.03)
52535000	Meals Deductible	AB	100002534	12/31/2012	(9.07)
52535000	Meals Deductible	AB	100002537	12/31/2012	(35.00)
52535000	Meals Deductible	AB	100002538	12/31/2012	(32.50)
52535000	Meals Deductible	AB	100002540	12/31/2012	(69.00)
52535000	Meals Deductible	AB	100002541	12/31/2012	(18.98)
52535000	Meals Deductible	AB	100002544	12/31/2012	(89.65)
52535000	Meals Deductible	AB	100002546	12/31/2012	(20.00)
52535000	Meals Deductible	AB	100002547	12/31/2012	(10.00)
52535000	Meals Deductible	AB	100002554	12/31/2012	(10.15)
52535000	Meals Deductible	AB	100002558	12/31/2012	(145.67)
52535000	Meals Deductible	AB	100002563	12/31/2012	(10.15)
52535000	Meals Deductible	AB	100002567	12/31/2012	(29.66)
52535000	Meals Deductible	AB	100002569	12/31/2012	(7.87)
52535000	Meals Deductible	AB	100002570	12/31/2012	(41.68)
52535000	Meals Deductible	AB	100002577	12/31/2012	(153.64)
52535000	Meals Deductible	AB	100002578	12/31/2012	(36.42)
52535000	Meals Deductible	AB	100002583	12/31/2012	(7.19)
52535000	Meals Deductible	AB	100002585	12/31/2012	(6.56)
52535000	Meals Deductible	AB	100002591	12/31/2012	(14.98)
52535000	Meals Deductible	AB	100002592	12/31/2012	(303.16)
52535000	Meals Deductible	AB	100002594	12/31/2012	(24.47)
52535000	Meals Deductible	AB	100002595	12/31/2012	(35.74)
52535000	Meals Deductible	AB	100002596	12/31/2012	(318.30)
52535000	Meals Deductible	AB	100002602	12/31/2012	(23.32)
52535000	Meals Deductible	AB	100002619	12/31/2012	(20.81)
52535000	Meals Deductible	AB	100002627	12/31/2012	(8.35)
52535000	Meals Deductible	AB	100002637	12/31/2012	(10.60)
52535000	Meals Deductible	AB	100002644	12/31/2012	(13.99)
52535000	Meals Deductible	AB	100002646	12/31/2012	(20.03)
52535000	Meals Deductible	AB	100002649	12/31/2012	(16.07)
52535000	Meals Deductible	AB	100002651	12/31/2012	(26.96)
52535000	Meals Deductible	AB	100002654	12/31/2012	(42.53)
52535000	Meals Deductible	AB	100002660	12/31/2012	(7.82)
52535000	Meals Deductible	AB	100002662	12/31/2012	(45.00)
52535000	Meals Deductible	AB	100002677	12/31/2012	(8.97)
52535000	Meals Deductible	AB	100002681	12/31/2012	(21.06)
52535000	Meals Deductible	AB	100002685	12/31/2012	(72.01)
52535000	Meals Deductible	AB	100002692	12/31/2012	(7.39)
52535000	Meals Deductible	AB	100002693	12/31/2012	(455.04)
52535000	Meals Deductible	AB	100002701	12/31/2012	(23.99)
52535000	Meals Deductible	AB	100002702	12/31/2012	(43.22)
52535000	Meals Deductible	AB	100002703	12/31/2012	(231.95)
52535000	Meals Deductible	AB	100002709	12/31/2012	(332.10)
52535000	Meals Deductible	AB	100002712	12/31/2012	(37.74)
52535000	Meals Deductible	AB	100002713	12/31/2012	(197.09)
52535000	Meals Deductible	AB	100002714	12/31/2012	(21.20)
52535000	Meals Deductible	AB	100002715	12/31/2012	(13.98)

## Kentucky American Water Company

Case No. 2012-00520

Response to PSC DR1, Item 31

Account	Description	Doc Type	Document Number	Posting Date	Amount
52535000	Meals Deductible	AB	100002726	12/31/2012	(200.00)
52535000	Meals Deductible	AB	100002728	12/31/2012	(305.28)
52535000	Meals Deductible	AB	100002736	12/31/2012	(45.41)
52535000	Meals Deductible	AB	100002738	12/31/2012	(14.79)
52535000	Meals Deductible	AB	100002739	12/31/2012	(144.09)
52535000	Meals Deductible	AB	100002740	12/31/2012	(7.19)
52535000	Meals Deductible	AB	100002744	12/31/2012	(985.03)
52535000	Meals Deductible	AB	100002752	12/31/2012	(88.00)
52535000	Meals Deductible	AB	100002754	12/31/2012	(4.23)
52535000	Meals Deductible	AB	100002755	12/31/2012	(8.88)
52535000	Meals Deductible	AB	100002756	12/31/2012	(10.60)
52535000	Meals Deductible	AB	100002757	12/31/2012	(166.76)
52535000	Meals Deductible	AB	100002758	12/31/2012	(72.47)
52535000	Meals Deductible	AB	100002759	12/31/2012	(11.56)
52535000	Meals Deductible	AB	100002760	12/31/2012	(2.32)
52535000	Meals Deductible	AB	100002761	12/31/2012	(20.09)
52535000	Meals Deductible	AB	100002762	12/31/2012	(3.70)
52535000	Meals Deductible	AB	100002763	12/31/2012	(6.67)
52535000	Meals Deductible	AB	100002764	12/31/2012	(9.09)
52535000	Meals Deductible	AB	100002765	12/31/2012	(29.42)
52535000	Meals Deductible	AB	100002766	12/31/2012	(580.35)
52535000	Meals Deductible	AB	100002767	12/31/2012	(9.30)
52535000	Meals Deductible	AB	100002768	12/31/2012	(7.41)
52535000	Meals Deductible	AB	100002769	12/31/2012	(5.40)
52535000	Meals Deductible	AB	100002773	12/31/2012	(10.00)
52535000	Meals Deductible	AB	100002774	12/31/2012	(6.77)
52535000	Meals Deductible	AB	100002775	12/31/2012	(7.18)
52535000	Meals Deductible	SV	100002842	12/31/2012	33,753.85
52535000	Meals Deductible	ZI	9000002313	12/31/2012	88.00
52535000	Meals Deductible	ZI	9000002316	12/31/2012	8.88
52535000	Meals Deductible	ZI	9000002317	12/31/2012	10.60
52535000	Meals Deductible	ZI	9000002318	12/31/2012	166.76
52535000	Meals Deductible	ZI	9000002319	12/31/2012	72.47
52535000	Meals Deductible	ZI	9000002320	12/31/2012	11.56
52535000	Meals Deductible	ZI	9000002324	12/31/2012	6.67
52535000	Meals Deductible	ZI	9000002325	12/31/2012	9.09
52535000	Meals Deductible	ZI	9000002365	12/31/2012	88.00
52535000	Meals Deductible	ZI	9000002368	12/31/2012	8.88
52535000	Meals Deductible	ZI	9000002369	12/31/2012	10.60
52535000	Meals Deductible	ZI	9000002370	12/31/2012	166.76
52535000	Meals Deductible	ZI	9000002371	12/31/2012	72.47
52535000	Meals Deductible	ZI	9000002372	12/31/2012	11.56
52535000	Meals Deductible	ZI	9000002376	12/31/2012	6.67
52535000	Meals Deductible	ZI	9000002377	12/31/2012	9.09
52535000	Meals Deductible	UT	9300006475	12/31/2012	(131.55)
52535100	Meals Nondeductible	AB	100002545	12/31/2012	(5.50)
52535100	Meals Nondeductible	AB	100002573	12/31/2012	(21.00)
52542000	Forms	SV	100002783	12/31/2012	4,154.04
52542000	Forms	SV	100002882	12/31/2012	14,364.95
52542000	Forms	SV	100002883	12/31/2012	13,534.14
52542000	Forms	SV	100002884	12/31/2012	13,534.14
52542000	Forms	SV	100002908	12/31/2012	(27,899.09)
52542000	Forms	KR	5000004511	12/31/2012	669.53

## Kentucky American Water Company

Case No. 2012-00520

Response to PSC DR1, Item 31

Account	Description	Doc Type	Document Number	Posting Date	Amount
52542000	Forms	CS	9300006260	12/31/2012	15,647.02
52542000	Forms	CS	9300006296	12/31/2012	(377.10)
52542000	Forms	CS	9300006522	12/31/2012	(247.61)
52542000	Forms	CS	9300006581	12/31/2012	(1,350.51)
52542000	Forms	CS	9300006647	12/31/2012	(4,154.04)
52542000	Forms	CS	9300007289	12/31/2012	(41,433.23)
52542000	Forms	CS	9300007633	12/31/2012	27,899.09
52542015	Forms CA	CS	9300006260	12/31/2012	(15,647.02)
52542015	Forms CA	CS	9300006522	12/31/2012	247.61
52542015	Forms CA	CS	9300006581	12/31/2012	1,350.51
52542015	Forms CA	CS	9300006647	12/31/2012	4,154.04
52542015	Forms CA	CS	9300007289	12/31/2012	41,433.23
52542015	Forms CA	CS	9300007633	12/31/2012	(27,899.09)
52542016	Forms AG	CS	9300006296	12/31/2012	377.10
52546000	Grounds Keeping	CS	9300005903	12/31/2012	(178.08)
52546000	Grounds Keeping	CS	9300006001	12/31/2012	178.08
52546000	Grounds Keeping	CS	9300006218	12/31/2012	(178.08)
52546000	Grounds Keeping	CS	9300006282	12/31/2012	2,583.33
52546000	Grounds Keeping	CS	9300006561	12/31/2012	(10,054.10)
52546000	Grounds Keeping	CS	9300006588	12/31/2012	569.10
52546013	Grounds Keeping WT	CS	9300005903	12/31/2012	178.08
52546013	Grounds Keeping WT	CS	9300006001	12/31/2012	(178.08)
52546013	Grounds Keeping WT	CS	9300006218	12/31/2012	178.08
52546013	Grounds Keeping WT	CS	9300006282	12/31/2012	(2,583.33)
52546014	Grounds Keeping TD	CS	9300006561	12/31/2012	10,054.10
52546014	Grounds Keeping TD	CS	9300006588	12/31/2012	(569.10)
52548000	Heating Oil/Gas	SV	100002793	12/31/2012	3,130.96
52548000	Heating Oil/Gas	CS	9300005937	12/31/2012	(1,344.70)
52548000	Heating Oil/Gas	CS	9300005968	12/31/2012	(1,610.19)
52548000	Heating Oil/Gas	CS	9300006021	12/31/2012	1,610.19
52548000	Heating Oil/Gas	CS	9300006055	12/31/2012	1,344.70
52548000	Heating Oil/Gas	CS	9300006239	12/31/2012	5.95
52548000	Heating Oil/Gas	CS	9300006266	12/31/2012	(194.52)
52548000	Heating Oil/Gas	CS	9300006300	12/31/2012	(1,062.50)
52548000	Heating Oil/Gas	CS	9300006340	12/31/2012	(8.98)
52548000	Heating Oil/Gas	CS	9300006640	12/31/2012	(11.16)
52548000	Heating Oil/Gas	CS	9300006641	12/31/2012	(1,708.03)
52548000	Heating Oil/Gas	CS	9300006665	12/31/2012	(1,411.77)
52548014	Heating Oil/Gas TD	CS	9300005968	12/31/2012	1,610.19
52548014	Heating Oil/Gas TD	CS	9300006021	12/31/2012	(1,610.19)
52548014	Heating Oil/Gas TD	CS	9300006239	12/31/2012	(5.95)
52548014	Heating Oil/Gas TD	CS	9300006300	12/31/2012	1,062.50
52548014	Heating Oil/Gas TD	CS	9300006340	12/31/2012	8.98
52548014	Heating Oil/Gas TD	CS	9300006640	12/31/2012	11.16
52548014	Heating Oil/Gas TD	CS	9300006641	12/31/2012	1,708.03
52548016	Heating Oil/Gas AG	CS	9300005937	12/31/2012	1,344.70
52548016	Heating Oil/Gas AG	CS	9300006055	12/31/2012	(1,344.70)
52548016	Heating Oil/Gas AG	CS	9300006266	12/31/2012	194.52
52548016	Heating Oil/Gas AG	CS	9300006665	12/31/2012	1,411.77
52548100	Hiring Costs	SV	100003004	12/31/2012	(20.00)
52550000	Janitorial	AB	100002597	12/31/2012	(8.54)
52550000	Janitorial	AB	100002695	12/31/2012	(8.54)
52550000	Janitorial	SV	100002861	12/31/2012	2,000.00

## Kentucky American Water Company

Case No. 2012-00520

Response to PSC DR1, Item 31

Account	Description	Doc Type	Document Number	Posting Date	Amount
52550000	Janitorial	SV	100002902	12/31/2012	29.66
52550000	Janitorial	KG	5000004524	12/31/2012	(5,403.33)
52550000	Janitorial	CS	9300005918	12/31/2012	(8,611.79)
52550000	Janitorial	CS	9300005951	12/31/2012	(145.01)
52550000	Janitorial	CS	9300006008	12/31/2012	145.01
52550000	Janitorial	CS	9300006058	12/31/2012	8,611.79
52550000	Janitorial	CS	9300006216	12/31/2012	10,806.66
52550000	Janitorial	CS	9300006245	12/31/2012	(5,890.79)
52550000	Janitorial	CS	9300006249	12/31/2012	29.66
52550000	Janitorial	CS	9300006282	12/31/2012	1,396.74
52550000	Janitorial	CS	9300006326	12/31/2012	(5,403.33)
52550000	Janitorial	CS	9300006332	12/31/2012	(8.54)
52550000	Janitorial	CS	9300006361	12/31/2012	(117.56)
52550000	Janitorial	CS	9300006491	12/31/2012	(4.27)
52550000	Janitorial	CS	9300006507	12/31/2012	(657.52)
52550000	Janitorial	CS	9300006578	12/31/2012	5,403.33
52550000	Janitorial	CS	9300006586	12/31/2012	78.00
52550000	Janitorial	CS	9300006612	12/31/2012	(17.08)
52550000	Janitorial	CS	9300006634	12/31/2012	17.08
52550000	Janitorial	CS	9300007285	12/31/2012	(2,000.00)
52550000	Janitorial	CS	9300007631	12/31/2012	(29.66)
52550013	Janitorial WT	CS	9300005951	12/31/2012	145.01
52550013	Janitorial WT	CS	9300006008	12/31/2012	(145.01)
52550013	Janitorial WT	CS	9300006282	12/31/2012	(1,396.74)
52550013	Janitorial WT	CS	9300006361	12/31/2012	117.56
52550013	Janitorial WT	CS	9300006586	12/31/2012	(78.00)
52550013	Janitorial WT	CS	9300006612	12/31/2012	17.08
52550013	Janitorial WT	CS	9300006634	12/31/2012	(17.08)
52550013	Janitorial WT	CS	9300007285	12/31/2012	2,000.00
52550016	Janitorial AG	CS	9300005918	12/31/2012	8,611.79
52550016	Janitorial AG	CS	9300006058	12/31/2012	(8,611.79)
52550016	Janitorial AG	CS	9300006216	12/31/2012	(10,806.66)
52550016	Janitorial AG	CS	9300006245	12/31/2012	5,890.79
52550016	Janitorial AG	CS	9300006249	12/31/2012	(29.66)
52550016	Janitorial AG	CS	9300006326	12/31/2012	5,403.33
52550016	Janitorial AG	CS	9300006332	12/31/2012	8.54
52550016	Janitorial AG	CS	9300006491	12/31/2012	4.27
52550016	Janitorial AG	CS	9300006507	12/31/2012	657.52
52550016	Janitorial AG	CS	9300006578	12/31/2012	(5,403.33)
52550016	Janitorial AG	CS	9300007631	12/31/2012	29.66
52554500	Lab Supplies	AB	100002491	12/31/2012	(66.02)
52554500	Lab Supplies	AB	100002515	12/31/2012	(218.78)
52554500	Lab Supplies	AB	100002539	12/31/2012	(168.36)
52554500	Lab Supplies	AB	100002613	12/31/2012	(108.77)
52554500	Lab Supplies	AB	100002623	12/31/2012	(387.89)
52554500	Lab Supplies	AB	100002705	12/31/2012	(230.67)
52554500	Lab Supplies	SV	100002902	12/31/2012	16,470.97
52562000	Office Supplies	AB	100002575	12/31/2012	(386.73)
52562000	Office Supplies	AB	100002584	12/31/2012	(224.45)
52562000	Office Supplies	AB	100002626	12/31/2012	(108.50)
52562000	Office Supplies	AB	100002658	12/31/2012	(410.29)
52562000	Office Supplies	AB	100002678	12/31/2012	(38.75)
52562000	Office Supplies	SV	100002902	12/31/2012	125.65



## Kentucky American Water Company

Case No. 2012-00520

Response to PSC DR1, Item 31

Account	Description	Doc Type	Document Number	Posting Date	Amount
52562000	Office Supplies	CS	9300005949	12/31/2012	(239.91)
52562000	Office Supplies	CS	9300005951	12/31/2012	(114.31)
52562000	Office Supplies	CS	9300005966	12/31/2012	(113.50)
52562000	Office Supplies	CS	9300006006	12/31/2012	113.50
52562000	Office Supplies	CS	9300006008	12/31/2012	114.31
52562000	Office Supplies	CS	9300006051	12/31/2012	239.91
52562000	Office Supplies	UT	9300006204	12/31/2012	(10.41)
52562000	Office Supplies	CS	9300006215	12/31/2012	(64.66)
52562000	Office Supplies	CS	9300006216	12/31/2012	(164.83)
52562000	Office Supplies	CS	9300006245	12/31/2012	0.70
52562000	Office Supplies	CS	9300006280	12/31/2012	(42.98)
52562000	Office Supplies	CS	9300006282	12/31/2012	384.08
52562000	Office Supplies	CS	9300006298	12/31/2012	359.68
52562000	Office Supplies	UT	9300006323	12/31/2012	(70.35)
52562000	Office Supplies	CS	9300006326	12/31/2012	(1,445.05)
52562000	Office Supplies	CS	9300006332	12/31/2012	(131.05)
52562000	Office Supplies	CS	9300006361	12/31/2012	(1,432.18)
52562000	Office Supplies	CS	9300006369	12/31/2012	38.54
52562000	Office Supplies	CS	9300006491	12/31/2012	(16.37)
52562000	Office Supplies	CS	9300006507	12/31/2012	(9.88)
52562000	Office Supplies	CS	9300006559	12/31/2012	(38.75)
52562000	Office Supplies	CS	9300006561	12/31/2012	(2,525.36)
52562000	Office Supplies	CS	9300006591	12/31/2012	(108.50)
52562000	Office Supplies	CS	9300006612	12/31/2012	(1,021.47)
52562000	Office Supplies	CS	9300006619	12/31/2012	(38.75)
52562000	Office Supplies	CS	9300006631	12/31/2012	38.75
52562000	Office Supplies	CS	9300006634	12/31/2012	1,021.47
52562000	Office Supplies	CS	9300006669	12/31/2012	108.50
52562000	Office Supplies	CS	9300007576	12/31/2012	(26.56)
52562000	Office Supplies	CS	9300007578	12/31/2012	(66.97)
52562000	Office Supplies	CS	9300007614	12/31/2012	(32.12)
52562013	Off&Adm Supplies WT	CS	9300005951	12/31/2012	114.31
52562013	Off&Adm Supplies WT	CS	9300005966	12/31/2012	113.50
52562013	Off&Adm Supplies WT	CS	9300006006	12/31/2012	(113.50)
52562013	Off&Adm Supplies WT	CS	9300006008	12/31/2012	(114.31)
52562013	Off&Adm Supplies WT	CS	9300006282	12/31/2012	(384.08)
52562013	Off&Adm Supplies WT	CS	9300006298	12/31/2012	(359.68)
52562013	Off&Adm Supplies WT	CS	9300006361	12/31/2012	1,432.18
52562013	Off&Adm Supplies WT	CS	9300006369	12/31/2012	(38.54)
52562013	Off&Adm Supplies WT	CS	9300006559	12/31/2012	38.75
52562013	Off&Adm Supplies WT	CS	9300006612	12/31/2012	1,021.47
52562013	Off&Adm Supplies WT	CS	9300006619	12/31/2012	38.75
52562013	Off&Adm Supplies WT	CS	9300006631	12/31/2012	(38.75)
52562013	Off&Adm Supplies WT	CS	9300006634	12/31/2012	(1,021.47)
52562013	Off&Adm Supplies WT	CS	9300007576	12/31/2012	26.56
52562013	Off&Adm Supplies WT	CS	9300007578	12/31/2012	66.97
52562014	Off&Adm Supplies TD	CS	9300006561	12/31/2012	2,525.36
52562016	Off&Adm Supplies AG	CS	9300005949	12/31/2012	239.91
52562016	Off&Adm Supplies AG	CS	9300006051	12/31/2012	(239.91)
52562016	Off&Adm Supplies AG	CS	9300006215	12/31/2012	64.66
52562016	Off&Adm Supplies AG	CS	9300006216	12/31/2012	164.83
52562016	Off&Adm Supplies AG	CS	9300006245	12/31/2012	(0.70)
52562016	Off&Adm Supplies AG	CS	9300006280	12/31/2012	42.98

Kentucky American Water Company  
Case No. 2012-00520  
Response to PSC DR1, Item 31

Account	Description	Doc Type	Document Number	Posting Date	Amount
52562016	Off&Adm Supplies AG	CS	9300006326	12/31/2012	1,445.05
52562016	Off&Adm Supplies AG	CS	9300006332	12/31/2012	131.05
52562016	Off&Adm Supplies AG	CS	9300006491	12/31/2012	16.37
52562016	Off&Adm Supplies AG	CS	9300006507	12/31/2012	9.88
52562016	Off&Adm Supplies AG	CS	9300006591	12/31/2012	108.50
52562016	Off&Adm Supplies AG	CS	9300006669	12/31/2012	(108.50)
52562016	Off&Adm Supplies AG	CS	9300007614	12/31/2012	32.12
52562500	Overnight Shippng	SV	100002902	12/31/2012	45.64
52562500	Overnight Shippng	CS	9300005901	12/31/2012	(57.08)
52562500	Overnight Shippng	CS	9300005939	12/31/2012	(166.18)
52562500	Overnight Shippng	CS	9300005951	12/31/2012	(151.96)
52562500	Overnight Shippng	CS	9300005960	12/31/2012	(63.12)
52562500	Overnight Shippng	CS	9300005964	12/31/2012	(53.89)
52562500	Overnight Shippng	CS	9300005966	12/31/2012	(393.58)
52562500	Overnight Shippng	CS	9300006003	12/31/2012	166.18
52562500	Overnight Shippng	CS	9300006006	12/31/2012	393.58
52562500	Overnight Shippng	CS	9300006008	12/31/2012	151.96
52562500	Overnight Shippng	CS	9300006036	12/31/2012	63.12
52562500	Overnight Shippng	CS	9300006047	12/31/2012	53.89
52562500	Overnight Shippng	CS	9300006060	12/31/2012	57.08
52562500	Overnight Shippng	CS	9300006216	12/31/2012	11.54
52562500	Overnight Shippng	CS	9300006268	12/31/2012	(166.18)
52562500	Overnight Shippng	CS	9300006282	12/31/2012	(44.88)
52562500	Overnight Shippng	CS	9300006291	12/31/2012	(51.21)
52562500	Overnight Shippng	CS	9300006296	12/31/2012	(53.89)
52562500	Overnight Shippng	CS	9300006298	12/31/2012	(463.65)
52562500	Overnight Shippng	CS	9300006356	12/31/2012	(15.37)
52562500	Overnight Shippng	CS	9300006364	12/31/2012	(12.62)
52562500	Overnight Shippng	CS	9300006369	12/31/2012	(497.67)
52562500	Overnight Shippng	CS	9300006541	12/31/2012	(6.35)
52562500	Overnight Shippng	CS	9300006559	12/31/2012	(8.90)
52562500	Overnight Shippng	CS	9300007595	12/31/2012	(30.34)
52562500	Overnight Shippng	CS	9300007604	12/31/2012	(7.65)
52562500	Overnight Shippng	CS	9300007606	12/31/2012	(7.65)
52562513	Overnight Shippng WT	CS	9300005939	12/31/2012	166.18
52562513	Overnight Shippng WT	CS	9300005951	12/31/2012	151.96
52562513	Overnight Shippng WT	CS	9300005966	12/31/2012	393.58
52562513	Overnight Shippng WT	CS	9300006003	12/31/2012	(166.18)
52562513	Overnight Shippng WT	CS	9300006006	12/31/2012	(393.58)
52562513	Overnight Shippng WT	CS	9300006008	12/31/2012	(151.96)
52562513	Overnight Shippng WT	CS	9300006268	12/31/2012	166.18
52562513	Overnight Shippng WT	CS	9300006282	12/31/2012	44.88
52562513	Overnight Shippng WT	CS	9300006298	12/31/2012	463.65
52562513	Overnight Shippng WT	CS	9300006369	12/31/2012	497.67
52562513	Overnight Shippng WT	CS	9300006541	12/31/2012	6.35
52562513	Overnight Shippng WT	CS	9300006559	12/31/2012	8.90
52562515	Overnight Shippng CA	CS	9300005960	12/31/2012	63.12
52562515	Overnight Shippng CA	CS	9300006036	12/31/2012	(63.12)
52562515	Overnight Shippng CA	CS	9300006291	12/31/2012	51.21
52562515	Overnight Shippng CA	CS	9300006364	12/31/2012	12.62
52562515	Overnight Shippng CA	CS	9300007595	12/31/2012	30.34
52562516	Overnight Shippng AG	CS	9300005901	12/31/2012	57.08
52562516	Overnight Shippng AG	CS	9300005964	12/31/2012	53.89

## Kentucky American Water Company

Case No. 2012-00520

Response to PSC DR1, Item 31

Account	Description	Doc Type	Document Number	Posting Date	Amount
52562516	Overnight Shippng AG	CS	9300006047	12/31/2012	(53.89)
52562516	Overnight Shippng AG	CS	9300006060	12/31/2012	(57.08)
52562516	Overnight Shippng AG	CS	9300006216	12/31/2012	(11.54)
52562516	Overnight Shippng AG	CS	9300006296	12/31/2012	53.89
52562516	Overnight Shippng AG	CS	9300006356	12/31/2012	15.37
52562516	Overnight Shippng AG	CS	9300007604	12/31/2012	7.65
52562516	Overnight Shippng AG	CS	9300007606	12/31/2012	7.65
52566000	Postage	SA	100002869	12/31/2012	43,914.34
52566000	Postage	CS	9300007289	12/31/2012	(43,914.34)
52566015	Postage CA	CS	9300007289	12/31/2012	43,914.34
52568000	Research & Develop	SA	100002402	12/31/2012	1,700.50
52568000	Research & Develop	SA	100002412	12/31/2012	73.70
52571000	Security Svc	SV	100002861	12/31/2012	3,808.00
52571000	Security Svc	CS	9300006266	12/31/2012	4,008.00
52571000	Security Svc	CS	9300007291	12/31/2012	(3,808.00)
52571016	Security Svc AG	CS	9300006266	12/31/2012	(4,008.00)
52571016	Security Svc AG	CS	9300007291	12/31/2012	3,808.00
52571100	Add'l Security Costs	SV	100002902	12/31/2012	951.65
52571100	Add'l Security Costs	SV	100003004	12/31/2012	(2,668.64)
52571500	Software Licenses	SA	100002409	12/31/2012	1,953.48
52571500	Software Licenses	SA	100002413	12/31/2012	240.11
52571500	Software Licenses	SA	100002422	12/31/2012	554.17
52571500	Software Licenses	SA	100002429	12/31/2012	472.50
52571500	Software Licenses	SA	100002435	12/31/2012	349.09
52571500	Software Licenses	SA	100002906	12/31/2012	(472.50)
52571500	Software Licenses	SA	100002911	12/31/2012	554.17
52571500	Software Licenses	SA	100002925	12/31/2012	85.29
52574000	Telephone	SV	100002782	12/31/2012	7,194.55
52574000	Telephone	SV	100003004	12/31/2012	(2,818.84)
52574000	Telephone	UZ	2000000736	12/31/2012	(9,703.24)
52574000	Telephone	WE	5000004519	12/31/2012	(7,533.00)
52574000	Telephone	WE	5000004520	12/31/2012	7,533.00
52574000	Telephone	CS	9300005899	12/31/2012	(122.50)
52574000	Telephone	CS	9300005961	12/31/2012	(53.64)
52574000	Telephone	CS	9300006038	12/31/2012	53.64
52574000	Telephone	CS	9300006049	12/31/2012	122.50
52574000	Telephone	CS	9300006213	12/31/2012	(86.94)
52574000	Telephone	CS	9300006216	12/31/2012	111.00
52574000	Telephone	CS	9300006221	12/31/2012	2,782.97
52574000	Telephone	CS	9300006226	12/31/2012	1,980.63
52574000	Telephone	CS	9300006232	12/31/2012	45.60
52574000	Telephone	CS	9300006245	12/31/2012	53.63
52574000	Telephone	CS	9300006264	12/31/2012	59.92
52574000	Telephone	CS	9300006280	12/31/2012	327.05
52574000	Telephone	CS	9300006293	12/31/2012	225.74
52574000	Telephone	CS	9300006296	12/31/2012	27.18
52574000	Telephone	CS	9300006326	12/31/2012	(3.79)
52574000	Telephone	CS	9300006332	12/31/2012	(1,396.37)
52574000	Telephone	CS	9300006334	12/31/2012	(2,046.65)
52574000	Telephone	CS	9300006335	12/31/2012	(46.82)
52574000	Telephone	CS	9300006341	12/31/2012	(7.87)
52574000	Telephone	CS	9300006350	12/31/2012	(233.19)
52574000	Telephone	CS	9300006358	12/31/2012	(332.55)

## Kentucky American Water Company

Case No. 2012-00520

Response to PSC DR1, Item 31

Account	Description	Doc Type	Document Number	Posting Date	Amount
52574000	Telephone	CS	9300006365	12/31/2012	(3,224.50)
52574000	Telephone	CS	9300006366	12/31/2012	(6.10)
52574000	Telephone	CS	9300006369	12/31/2012	(2.22)
52574000	Telephone	CS	9300006493	12/31/2012	(1,128.60)
52574000	Telephone	CS	9300006631	12/31/2012	(4.37)
52574000	Telephone	CS	9300006636	12/31/2012	(2,114.87)
52574000	Telephone	CS	9300006646	12/31/2012	(3,022.63)
52574000	Telephone	CS	9300006648	12/31/2012	(61.92)
52574000	Telephone	CS	9300006652	12/31/2012	(1,330.45)
52574000	Telephone	CS	9300006657	12/31/2012	(47.92)
52574000	Telephone	CS	9300006658	12/31/2012	(41.48)
52574000	Telephone	CS	9300006660	12/31/2012	(93.10)
52574000	Telephone	CS	9300006661	12/31/2012	(454.88)
52574000	Telephone	CS	9300006667	12/31/2012	(15.48)
52574000	Telephone	CS	9300006669	12/31/2012	(7.45)
52574000	Telephone	CS	9300007706	12/31/2012	14.95
52574000	Telephone	CS	9300007708	12/31/2012	159.88
52574000	Telephone	CS	9300007709	12/31/2012	2,644.01
52574013	Telephone WT	CS	9300006226	12/31/2012	(1,980.63)
52574013	Telephone WT	CS	9300006334	12/31/2012	2,046.65
52574013	Telephone WT	CS	9300006369	12/31/2012	2.22
52574013	Telephone WT	CS	9300006631	12/31/2012	4.37
52574013	Telephone WT	CS	9300006636	12/31/2012	2,114.87
52574015	Telephone CA	CS	9300005961	12/31/2012	53.64
52574015	Telephone CA	CS	9300006038	12/31/2012	(53.64)
52574015	Telephone CA	CS	9300006293	12/31/2012	(225.74)
52574015	Telephone CA	CS	9300006365	12/31/2012	3,224.50
52574015	Telephone CA	CS	9300006646	12/31/2012	3,022.63
52574015	Telephone CA	CS	9300007706	12/31/2012	(14.95)
52574016	Telephone AG	CS	9300005899	12/31/2012	122.50
52574016	Telephone AG	CS	9300006049	12/31/2012	(122.50)
52574016	Telephone AG	CS	9300006213	12/31/2012	86.94
52574016	Telephone AG	CS	9300006216	12/31/2012	(111.00)
52574016	Telephone AG	CS	9300006221	12/31/2012	(2,782.97)
52574016	Telephone AG	CS	9300006232	12/31/2012	(45.60)
52574016	Telephone AG	CS	9300006245	12/31/2012	(53.63)
52574016	Telephone AG	CS	9300006264	12/31/2012	(59.92)
52574016	Telephone AG	CS	9300006280	12/31/2012	(327.05)
52574016	Telephone AG	CS	9300006296	12/31/2012	(27.18)
52574016	Telephone AG	CS	9300006326	12/31/2012	3.79
52574016	Telephone AG	CS	9300006332	12/31/2012	1,396.37
52574016	Telephone AG	CS	9300006335	12/31/2012	46.82
52574016	Telephone AG	CS	9300006341	12/31/2012	7.87
52574016	Telephone AG	CS	9300006350	12/31/2012	233.19
52574016	Telephone AG	CS	9300006358	12/31/2012	332.55
52574016	Telephone AG	CS	9300006366	12/31/2012	6.10
52574016	Telephone AG	CS	9300006493	12/31/2012	1,128.60
52574016	Telephone AG	CS	9300006648	12/31/2012	61.92
52574016	Telephone AG	CS	9300006652	12/31/2012	1,330.45
52574016	Telephone AG	CS	9300006657	12/31/2012	47.92
52574016	Telephone AG	CS	9300006658	12/31/2012	41.48
52574016	Telephone AG	CS	9300006660	12/31/2012	93.10
52574016	Telephone AG	CS	9300006661	12/31/2012	454.88

## Kentucky American Water Company

Case No. 2012-00520

Response to PSC DR1, Item 31

Account	Description	Doc Type	Document Number	Posting Date	Amount
52574016	Telephone AG	CS	9300006667	12/31/2012	15.48
52574016	Telephone AG	CS	9300006669	12/31/2012	7.45
52574016	Telephone AG	CS	9300007708	12/31/2012	(159.88)
52574016	Telephone AG	CS	9300007709	12/31/2012	(2,644.01)
52574100	Cell Phone	AB	100002657	12/31/2012	(16.95)
52574100	Cell Phone	AB	100002727	12/31/2012	(64.35)
52574100	Cell Phone	SV	100002782	12/31/2012	5,893.10
52574100	Cell Phone	CS	9300005949	12/31/2012	(435.91)
52574100	Cell Phone	CS	9300006051	12/31/2012	435.91
52574100	Cell Phone	CS	9300006216	12/31/2012	215.35
52574100	Cell Phone	CS	9300006221	12/31/2012	517.41
52574100	Cell Phone	CS	9300006223	12/31/2012	51.10
52574100	Cell Phone	CS	9300006238	12/31/2012	4.59
52574100	Cell Phone	CS	9300006245	12/31/2012	398.98
52574100	Cell Phone	CS	9300006260	12/31/2012	542.21
52574100	Cell Phone	CS	9300006265	12/31/2012	57.41
52574100	Cell Phone	CS	9300006266	12/31/2012	52.09
52574100	Cell Phone	CS	9300006279	12/31/2012	191.90
52574100	Cell Phone	CS	9300006280	12/31/2012	801.96
52574100	Cell Phone	CS	9300006282	12/31/2012	48.72
52574100	Cell Phone	CS	9300006291	12/31/2012	(14.95)
52574100	Cell Phone	CS	9300006296	12/31/2012	1,914.59
52574100	Cell Phone	CS	9300006300	12/31/2012	309.43
52574100	Cell Phone	CS	9300006314	12/31/2012	532.27
52574100	Cell Phone	CS	9300006325	12/31/2012	(214.21)
52574100	Cell Phone	CS	9300006339	12/31/2012	(47.52)
52574100	Cell Phone	CS	9300006349	12/31/2012	(547.40)
52574100	Cell Phone	CS	9300006352	12/31/2012	(47.43)
52574100	Cell Phone	CS	9300006358	12/31/2012	(16.95)
52574100	Cell Phone	CS	9300006366	12/31/2012	(716.59)
52574100	Cell Phone	CS	9300006371	12/31/2012	(1,303.36)
52574100	Cell Phone	CS	9300006484	12/31/2012	(279.99)
52574100	Cell Phone	CS	9300006491	12/31/2012	(113.54)
52574100	Cell Phone	CS	9300006493	12/31/2012	(72.07)
52574100	Cell Phone	CS	9300006507	12/31/2012	(472.53)
52574100	Cell Phone	CS	9300006526	12/31/2012	(71.19)
52574100	Cell Phone	CS	9300006527	12/31/2012	(70.01)
52574100	Cell Phone	CS	9300006538	12/31/2012	(229.25)
52574100	Cell Phone	CS	9300006539	12/31/2012	(1,088.22)
52574100	Cell Phone	CS	9300006541	12/31/2012	(65.66)
52574100	Cell Phone	CS	9300006557	12/31/2012	(2,407.90)
52574100	Cell Phone	CS	9300006561	12/31/2012	(274.19)
52574100	Cell Phone	CS	9300006573	12/31/2012	(394.35)
52574100	Cell Phone	CS	9300006610	12/31/2012	(16.95)
52574100	Cell Phone	CS	9300006621	12/31/2012	(64.35)
52574100	Cell Phone	CS	9300006634	12/31/2012	(52.53)
52574100	Cell Phone	CS	9300006641	12/31/2012	(320.27)
52574100	Cell Phone	CS	9300006643	12/31/2012	(6.34)
52574100	Cell Phone	CS	9300006647	12/31/2012	(565.65)
52574100	Cell Phone	CS	9300006650	12/31/2012	(183.40)
52574100	Cell Phone	CS	9300006652	12/31/2012	(90.83)
52574100	Cell Phone	CS	9300006654	12/31/2012	(63.28)
52574100	Cell Phone	CS	9300006655	12/31/2012	(315.48)

## Kentucky American Water Company

Case No. 2012-00520

Response to PSC DR1, Item 31

Account	Description	Doc Type	Document Number	Posting Date	Amount
52574100	Cell Phone	CS	9300006658	12/31/2012	(2,021.86)
52574100	Cell Phone	CS	9300006661	12/31/2012	(1,476.48)
52574100	Cell Phone	CS	9300006663	12/31/2012	(57.66)
52574100	Cell Phone	CS	9300006665	12/31/2012	(56.01)
52574100	Cell Phone	CS	9300006667	12/31/2012	(378.02)
52574100	Cell Phone	CS	9300006669	12/31/2012	(223.99)
52574113	Cell Phone WT	CS	9300006282	12/31/2012	(48.72)
52574113	Cell Phone WT	CS	9300006541	12/31/2012	65.66
52574113	Cell Phone WT	CS	9300006634	12/31/2012	52.53
52574114	Cell Phone TD	CS	9300006238	12/31/2012	(4.59)
52574114	Cell Phone TD	CS	9300006300	12/31/2012	(309.43)
52574114	Cell Phone TD	CS	9300006339	12/31/2012	47.52
52574114	Cell Phone TD	CS	9300006371	12/31/2012	1,303.36
52574114	Cell Phone TD	CS	9300006561	12/31/2012	274.19
52574114	Cell Phone TD	CS	9300006621	12/31/2012	64.35
52574114	Cell Phone TD	CS	9300006641	12/31/2012	320.27
52574114	Cell Phone TD	CS	9300006643	12/31/2012	6.34
52574115	Cell Phone CA	CS	9300006260	12/31/2012	(542.21)
52574115	Cell Phone CA	CS	9300006291	12/31/2012	14.95
52574115	Cell Phone CA	CS	9300006349	12/31/2012	547.40
52574115	Cell Phone CA	CS	9300006647	12/31/2012	565.65
52574116	Cell Phone AG	CS	9300005949	12/31/2012	435.91
52574116	Cell Phone AG	CS	9300006051	12/31/2012	(435.91)
52574116	Cell Phone AG	CS	9300006216	12/31/2012	(215.35)
52574116	Cell Phone AG	CS	9300006221	12/31/2012	(517.41)
52574116	Cell Phone AG	CS	9300006223	12/31/2012	(51.10)
52574116	Cell Phone AG	CS	9300006245	12/31/2012	(398.98)
52574116	Cell Phone AG	CS	9300006265	12/31/2012	(57.41)
52574116	Cell Phone AG	CS	9300006266	12/31/2012	(52.09)
52574116	Cell Phone AG	CS	9300006279	12/31/2012	(191.90)
52574116	Cell Phone AG	CS	9300006280	12/31/2012	(801.96)
52574116	Cell Phone AG	CS	9300006296	12/31/2012	(1,914.59)
52574116	Cell Phone AG	CS	9300006314	12/31/2012	(532.27)
52574116	Cell Phone AG	CS	9300006325	12/31/2012	214.21
52574116	Cell Phone AG	CS	9300006352	12/31/2012	47.43
52574116	Cell Phone AG	CS	9300006358	12/31/2012	16.95
52574116	Cell Phone AG	CS	9300006366	12/31/2012	716.59
52574116	Cell Phone AG	CS	9300006484	12/31/2012	279.99
52574116	Cell Phone AG	CS	9300006491	12/31/2012	113.54
52574116	Cell Phone AG	CS	9300006493	12/31/2012	72.07
52574116	Cell Phone AG	CS	9300006507	12/31/2012	472.53
52574116	Cell Phone AG	CS	9300006526	12/31/2012	71.19
52574116	Cell Phone AG	CS	9300006527	12/31/2012	70.01
52574116	Cell Phone AG	CS	9300006538	12/31/2012	229.25
52574116	Cell Phone AG	CS	9300006539	12/31/2012	1,088.22
52574116	Cell Phone AG	CS	9300006557	12/31/2012	2,407.90
52574116	Cell Phone AG	CS	9300006573	12/31/2012	394.35
52574116	Cell Phone AG	CS	9300006610	12/31/2012	16.95
52574116	Cell Phone AG	CS	9300006650	12/31/2012	183.40
52574116	Cell Phone AG	CS	9300006652	12/31/2012	90.83
52574116	Cell Phone AG	CS	9300006654	12/31/2012	63.28
52574116	Cell Phone AG	CS	9300006655	12/31/2012	315.48
52574116	Cell Phone AG	CS	9300006658	12/31/2012	2,021.86

## Kentucky American Water Company

Case No. 2012-00520

Response to PSC DR1, Item 31

Account	Description	Doc Type	Document Number	Posting Date	Amount
52574116	Cell Phone AG	CS	9300006661	12/31/2012	1,476.48
52574116	Cell Phone AG	CS	9300006663	12/31/2012	57.66
52574116	Cell Phone AG	CS	9300006665	12/31/2012	56.01
52574116	Cell Phone AG	CS	9300006667	12/31/2012	378.02
52574116	Cell Phone AG	CS	9300006669	12/31/2012	223.99
52578000	Trash Removal	CS	9300005918	12/31/2012	(344.81)
52578000	Trash Removal	CS	9300005951	12/31/2012	(417.95)
52578000	Trash Removal	CS	9300005968	12/31/2012	(1,231.95)
52578000	Trash Removal	CS	9300006008	12/31/2012	417.95
52578000	Trash Removal	CS	9300006021	12/31/2012	1,231.95
52578000	Trash Removal	CS	9300006058	12/31/2012	344.81
52578000	Trash Removal	CS	9300006245	12/31/2012	(344.81)
52578000	Trash Removal	CS	9300006282	12/31/2012	(154.95)
52578000	Trash Removal	CS	9300006300	12/31/2012	(406.64)
52578000	Trash Removal	CS	9300006350	12/31/2012	(76.65)
52578000	Trash Removal	CS	9300006352	12/31/2012	(115.42)
52578000	Trash Removal	CS	9300006361	12/31/2012	(428.55)
52578000	Trash Removal	CS	9300006371	12/31/2012	(69.45)
52578000	Trash Removal	CS	9300006541	12/31/2012	(323.34)
52578013	Trash Removal WT	CS	9300005951	12/31/2012	417.95
52578013	Trash Removal WT	CS	9300006008	12/31/2012	(417.95)
52578013	Trash Removal WT	CS	9300006282	12/31/2012	154.95
52578013	Trash Removal WT	CS	9300006361	12/31/2012	428.55
52578013	Trash Removal WT	CS	9300006541	12/31/2012	323.34
52578014	Trash Removal TD	CS	9300005968	12/31/2012	1,231.95
52578014	Trash Removal TD	CS	9300006021	12/31/2012	(1,231.95)
52578014	Trash Removal TD	CS	9300006300	12/31/2012	406.64
52578014	Trash Removal TD	CS	9300006371	12/31/2012	69.45
52578016	Trash Removal AG	CS	9300005918	12/31/2012	344.81
52578016	Trash Removal AG	CS	9300006058	12/31/2012	(344.81)
52578016	Trash Removal AG	CS	9300006245	12/31/2012	344.81
52578016	Trash Removal AG	CS	9300006350	12/31/2012	76.65
52578016	Trash Removal AG	CS	9300006352	12/31/2012	115.42
52582000	Uniforms	AB	100002502	12/31/2012	(99.21)
52582000	Uniforms	AB	100002580	12/31/2012	(39.28)
52582000	Uniforms	AB	100002581	12/31/2012	(188.89)
52582000	Uniforms	AB	100002587	12/31/2012	(82.64)
52582000	Uniforms	AB	100002588	12/31/2012	(92.50)
52582000	Uniforms	AB	100002597	12/31/2012	(32.05)
52582000	Uniforms	AB	100002607	12/31/2012	(95.39)
52582000	Uniforms	AB	100002617	12/31/2012	(111.30)
52582000	Uniforms	AB	100002675	12/31/2012	(39.28)
52582000	Uniforms	AB	100002676	12/31/2012	(257.01)
52582000	Uniforms	AB	100002679	12/31/2012	(69.19)
52582000	Uniforms	AB	100002680	12/31/2012	(64.45)
52582000	Uniforms	AB	100002695	12/31/2012	(28.10)
52582000	Uniforms	AB	100002716	12/31/2012	(41.47)
52582000	Uniforms	AB	100002721	12/31/2012	(100.00)
52582000	Uniforms	AB	100002729	12/31/2012	(150.39)
52582000	Uniforms	AB	100002730	12/31/2012	(39.78)
52582000	Uniforms	AB	100002732	12/31/2012	(111.30)
52582000	Uniforms	AB	100002733	12/31/2012	(185.48)
52582000	Uniforms	AB	100002734	12/31/2012	(102.07)

## Kentucky American Water Company

Case No. 2012-00520

Response to PSC DR1, Item 31

Account	Description	Doc Type	Document Number	Posting Date	Amount
52582000	Uniforms	ZI	9000002295	12/31/2012	102.07
52582000	Uniforms	ZI	9000002358	12/31/2012	102.07
52582000	Uniforms	CS	9300006324	12/31/2012	(69.40)
52582000	Uniforms	CS	9300006329	12/31/2012	(9.62)
52582000	Uniforms	CS	9300006330	12/31/2012	(111.30)
52582000	Uniforms	CS	9300006337	12/31/2012	(42.50)
52582000	Uniforms	CS	9300006361	12/31/2012	(760.26)
52582000	Uniforms	CS	9300006371	12/31/2012	(1,350.19)
52582000	Uniforms	CS	9300006476	12/31/2012	(30.10)
52582000	Uniforms	CS	9300006488	12/31/2012	(4.81)
52582000	Uniforms	CS	9300006499	12/31/2012	(21.25)
52582000	Uniforms	CS	9300006541	12/31/2012	(84.79)
52582000	Uniforms	CS	9300006559	12/31/2012	(84.25)
52582000	Uniforms	CS	9300006561	12/31/2012	(779.10)
52582000	Uniforms	CS	9300006612	12/31/2012	(663.53)
52582000	Uniforms	CS	9300006621	12/31/2012	(1,266.25)
52582000	Uniforms	CS	9300006634	12/31/2012	663.53
52582000	Uniforms	CS	9300006641	12/31/2012	1,266.25
52582000	Uniforms	CS	9300006681	12/31/2012	(102.07)
52582012	Uniforms P	CS	9300006330	12/31/2012	111.30
52582013	Uniforms WT	CS	9300006324	12/31/2012	69.40
52582013	Uniforms WT	CS	9300006329	12/31/2012	9.62
52582013	Uniforms WT	CS	9300006361	12/31/2012	760.26
52582013	Uniforms WT	CS	9300006476	12/31/2012	30.10
52582013	Uniforms WT	CS	9300006488	12/31/2012	4.81
52582013	Uniforms WT	CS	9300006541	12/31/2012	84.79
52582013	Uniforms WT	CS	9300006559	12/31/2012	84.25
52582013	Uniforms WT	CS	9300006612	12/31/2012	663.53
52582013	Uniforms WT	CS	9300006634	12/31/2012	(663.53)
52582014	Uniforms TD	CS	9300006337	12/31/2012	42.50
52582014	Uniforms TD	CS	9300006371	12/31/2012	1,350.19
52582014	Uniforms TD	CS	9300006499	12/31/2012	21.25
52582014	Uniforms TD	CS	9300006561	12/31/2012	779.10
52582014	Uniforms TD	CS	9300006621	12/31/2012	1,266.25
52582014	Uniforms TD	CS	9300006641	12/31/2012	(1,266.25)
52582014	Uniforms TD	CS	9300006681	12/31/2012	102.07
52583000	Water & WW	SV	100002902	12/31/2012	27.55
52583000	Water & WW	CS	9300005937	12/31/2012	(111.52)
52583000	Water & WW	CS	9300005964	12/31/2012	(998.64)
52583000	Water & WW	CS	9300005977	12/31/2012	(7,465.65)
52583000	Water & WW	CS	9300005979	12/31/2012	(67.61)
52583000	Water & WW	CS	9300005996	12/31/2012	7,465.65
52583000	Water & WW	CS	9300005998	12/31/2012	67.61
52583000	Water & WW	CS	9300006047	12/31/2012	998.64
52583000	Water & WW	CS	9300006055	12/31/2012	111.52
52583000	Water & WW	CS	9300006266	12/31/2012	2,007.05
52583000	Water & WW	CS	9300006296	12/31/2012	(1,856.78)
52583000	Water & WW	CS	9300006309	12/31/2012	(3,610.92)
52583000	Water & WW	CS	9300006311	12/31/2012	(3.82)
52583000	Water & WW	CS	9300006353	12/31/2012	(1,316.49)
52583000	Water & WW	CS	9300006375	12/31/2012	(5,302.20)
52583000	Water & WW	CS	9300006527	12/31/2012	(19.04)
52583000	Water & WW	CS	9300007608	12/31/2012	(27.55)



## Kentucky American Water Company

Case No. 2012-00520

Response to PSC DR1, Item 31

Account	Description	Doc Type	Document Number	Posting Date	Amount
52583011	Water & WW SS	CS	9300005977	12/31/2012	7,465.65
52583011	Water & WW SS	CS	9300005979	12/31/2012	67.61
52583011	Water & WW SS	CS	9300005996	12/31/2012	(7,465.65)
52583011	Water & WW SS	CS	9300005998	12/31/2012	(67.61)
52583011	Water & WW SS	CS	9300006309	12/31/2012	3,610.92
52583011	Water & WW SS	CS	9300006311	12/31/2012	3.82
52583011	Water & WW SS	CS	9300006375	12/31/2012	5,302.20
52583016	Water & WW AG	CS	9300005937	12/31/2012	111.52
52583016	Water & WW AG	CS	9300005964	12/31/2012	998.64
52583016	Water & WW AG	CS	9300006047	12/31/2012	(998.64)
52583016	Water & WW AG	CS	9300006055	12/31/2012	(111.52)
52583016	Water & WW AG	CS	9300006266	12/31/2012	(2,007.05)
52583016	Water & WW AG	CS	9300006296	12/31/2012	1,856.78
52583016	Water & WW AG	CS	9300006353	12/31/2012	1,316.49
52583016	Water & WW AG	CS	9300006527	12/31/2012	19.04
52583016	Water & WW AG	CS	9300007608	12/31/2012	27.55
52801100	Indirect OH Clearing	SA	100002404	12/31/2012	704.16
52801100	Indirect OH Clearing	SA	100002406	12/31/2012	26,235.33
52801100	Indirect OH Clearing	SL	100002857	12/31/2012	66,619.58
52801100	Indirect OH Clearing	SA	100002879	12/31/2012	4,193.99
52801100	Indirect OH Clearing	SL	100003000	12/31/2012	5,612.12
52801100	Indirect OH Clearing	SL	100003005	12/31/2012	(244.97)
52801100	Indirect OH Clearing	SL	100003006	12/31/2012	(77,520.01)
52801100	Indirect OH Clearing	UZ	2000000753	12/31/2012	(15,376.37)
52801100	Indirect OH Clearing	UZ	2000000762	12/31/2012	(51,243.21)
52801100	Indirect OH Clearing	UZ	2000000764	12/31/2012	(26,939.49)
52801100	Indirect OH Clearing	UZ	2000000788	12/31/2012	26,235.33
52801100	Indirect OH Clearing	UZ	2000000790	12/31/2012	(30,429.32)
52801100	Indirect OH Clearing	UZ	2000000816	12/31/2012	(5,612.12)
52801100	Indirect OH Clearing	UZ	2000000821	12/31/2012	77,764.98
52801200	Capital Accrual Clearing	SV	100002900	12/31/2012	126,650.31
52801200	Capital Accrual Clearing	SV	100002901	12/31/2012	4,317,679.68
52801200	Capital Accrual Clearing	SV	100002907	12/31/2012	36,749.15
52801200	Capital Accrual Clearing	SV	100002909	12/31/2012	121,858.50
52801200	Capital Accrual Clearing	SV	100002997	12/31/2012	(4,301.00)
52801200	Capital Accrual Clearing	UZ	2000000806	12/31/2012	(4,602,937.64)
52801200	Capital Accrual Clearing	UZ	2000000816	12/31/2012	4,301.00
52801500	Dev Fund Const Clrg	SA	100002879	12/31/2012	1,833.85
52801500	Dev Fund Const Clrg	UZ	2000000787	12/31/2012	(1,833.85)
52805100	Indirect OH RWIP Clr	SA	100002404	12/31/2012	(704.16)
52805100	Indirect OH RWIP Clr	SA	100002406	12/31/2012	(26,235.33)
52805100	Indirect OH RWIP Clr	SL	100002857	12/31/2012	27,682.74
52805100	Indirect OH RWIP Clr	UZ	2000000762	12/31/2012	(27,682.74)
52805100	Indirect OH RWIP Clr	UZ	2000000764	12/31/2012	26,939.49
53150000	Contr Svc-Other	AB	100002555	12/31/2012	(40.00)
53150000	Contr Svc-Other	AB	100002579	12/31/2012	(500.00)
53150000	Contr Svc-Other	AB	100002668	12/31/2012	(52.00)
53150000	Contr Svc-Other	AB	100002694	12/31/2012	(68.90)
53150000	Contr Svc-Other	AB	100002699	12/31/2012	(548.78)
53150000	Contr Svc-Other	AB	100002700	12/31/2012	(17.31)
53150000	Contr Svc-Other	SV	100002792	12/31/2012	4,586.03
53150000	Contr Svc-Other	SV	100002861	12/31/2012	2,800.00
53150000	Contr Svc-Other	SV	100002886	12/31/2012	5,933.25

## Kentucky American Water Company

Case No. 2012-00520

Response to PSC DR1, Item 31

Account	Description	Doc Type	Document Number	Posting Date	Amount
53150000	Contr Svc-Other	SV	100002902	12/31/2012	20,797.08
53150000	Contr Svc-Other	SV	100003004	12/31/2012	(204.76)
53150000	Contr Svc-Other	UZ	2000000737	12/31/2012	(11,995.88)
53150000	Contr Svc-Other	UZ	2000000739	12/31/2012	(877.50)
53150000	Contr Svc-Other	UZ	2000000742	12/31/2012	3,445.23
53150000	Contr Svc-Other	UZ	2000000764	12/31/2012	12,462.14
53150000	Contr Svc-Other	WE	5000004505	12/31/2012	3,500.00
53150000	Contr Svc-Other	WE	5000004506	12/31/2012	8,497.00
53150000	Contr Svc-Other	RE	5000004507	12/31/2012	(0.82)
53150000	Contr Svc-Other	RE	5000004508	12/31/2012	(0.30)
53150000	Contr Svc-Other	RE	5000004514	12/31/2012	877.50
53150000	Contr Svc-Other	UT	9300005890	12/31/2012	(238,246.20)
53150000	Contr Svc-Other	CS	9300005899	12/31/2012	(8,400.20)
53150000	Contr Svc-Other	CS	9300005901	12/31/2012	(1,050.76)
53150000	Contr Svc-Other	CS	9300005918	12/31/2012	(3,232.28)
53150000	Contr Svc-Other	CS	9300005922	12/31/2012	(4,331.50)
53150000	Contr Svc-Other	CS	9300005933	12/31/2012	(932.80)
53150000	Contr Svc-Other	CS	9300005937	12/31/2012	(198.07)
53150000	Contr Svc-Other	CS	9300005951	12/31/2012	(3,390.12)
53150000	Contr Svc-Other	CS	9300005966	12/31/2012	(575.42)
53150000	Contr Svc-Other	CS	9300005968	12/31/2012	(1,578.87)
53150000	Contr Svc-Other	CS	9300005973	12/31/2012	(2,808.83)
53150000	Contr Svc-Other	UT	9300005995	12/31/2012	238,246.20
53150000	Contr Svc-Other	CS	9300006006	12/31/2012	575.42
53150000	Contr Svc-Other	CS	9300006008	12/31/2012	3,390.12
53150000	Contr Svc-Other	CS	9300006021	12/31/2012	1,578.87
53150000	Contr Svc-Other	CS	9300006039	12/31/2012	932.80
53150000	Contr Svc-Other	CS	9300006049	12/31/2012	8,400.20
53150000	Contr Svc-Other	CS	9300006055	12/31/2012	198.07
53150000	Contr Svc-Other	CS	9300006058	12/31/2012	3,232.28
53150000	Contr Svc-Other	CS	9300006060	12/31/2012	1,050.76
53150000	Contr Svc-Other	CS	9300006066	12/31/2012	2,808.83
53150000	Contr Svc-Other	CS	9300006083	12/31/2012	4,331.50
53150000	Contr Svc-Other	UT	9300006202	12/31/2012	(18,458.20)
53150000	Contr Svc-Other	CS	9300006213	12/31/2012	(549.55)
53150000	Contr Svc-Other	CS	9300006216	12/31/2012	4,882.49
53150000	Contr Svc-Other	CS	9300006233	12/31/2012	79.66
53150000	Contr Svc-Other	CS	9300006245	12/31/2012	884.65
53150000	Contr Svc-Other	CS	9300006249	12/31/2012	(6,290.03)
53150000	Contr Svc-Other	CS	9300006260	12/31/2012	(871.51)
53150000	Contr Svc-Other	CS	9300006266	12/31/2012	(339.23)
53150000	Contr Svc-Other	CS	9300006282	12/31/2012	(3,007.09)
53150000	Contr Svc-Other	CS	9300006291	12/31/2012	214.00
53150000	Contr Svc-Other	CS	9300006296	12/31/2012	(1,032.89)
53150000	Contr Svc-Other	CS	9300006298	12/31/2012	(575.42)
53150000	Contr Svc-Other	CS	9300006300	12/31/2012	1,221.13
53150000	Contr Svc-Other	CS	9300006305	12/31/2012	(759.79)
53150000	Contr Svc-Other	CS	9300006332	12/31/2012	(70.45)
53150000	Contr Svc-Other	CS	9300006343	12/31/2012	4,000.00
53150000	Contr Svc-Other	CS	9300006344	12/31/2012	(177.98)
53150000	Contr Svc-Other	CS	9300006345	12/31/2012	(139.77)
53150000	Contr Svc-Other	CS	9300006361	12/31/2012	(4,808.98)
53150000	Contr Svc-Other	CS	9300006366	12/31/2012	(17.31)

## Kentucky American Water Company

Case No. 2012-00520

Response to PSC DR1, Item 31

Account	Description	Doc Type	Document Number	Posting Date	Amount
53150000	Contr Svc-Other	CS	9300006369	12/31/2012	(344.24)
53150000	Contr Svc-Other	CS	9300006371	12/31/2012	(588.78)
53150000	Contr Svc-Other	CS	9300006373	12/31/2012	(175.40)
53150000	Contr Svc-Other	CS	9300006470	12/31/2012	(10.00)
53150000	Contr Svc-Other	CS	9300006482	12/31/2012	549.55
53150000	Contr Svc-Other	CS	9300006484	12/31/2012	68.74
53150000	Contr Svc-Other	CS	9300006486	12/31/2012	(1,060.00)
53150000	Contr Svc-Other	CS	9300006488	12/31/2012	(162.83)
53150000	Contr Svc-Other	CS	9300006507	12/31/2012	(349.80)
53150000	Contr Svc-Other	CS	9300006509	12/31/2012	(1,170.24)
53150000	Contr Svc-Other	CS	9300006511	12/31/2012	(396.53)
53150000	Contr Svc-Other	CS	9300006527	12/31/2012	(720.10)
53150000	Contr Svc-Other	CS	9300006529	12/31/2012	(767.91)
53150000	Contr Svc-Other	CS	9300006546	12/31/2012	(17.78)
53150000	Contr Svc-Other	CS	9300006557	12/31/2012	(1,214.45)
53150000	Contr Svc-Other	CS	9300006559	12/31/2012	(3,968.01)
53150000	Contr Svc-Other	CS	9300006561	12/31/2012	(1,499.43)
53150000	Contr Svc-Other	CS	9300006567	12/31/2012	(6,231.00)
53150000	Contr Svc-Other	UT	9300006577	12/31/2012	15,586.20
53150000	Contr Svc-Other	CS	9300006586	12/31/2012	1,331.16
53150000	Contr Svc-Other	CS	9300006600	12/31/2012	(500.00)
53150000	Contr Svc-Other	CS	9300006612	12/31/2012	(120.90)
53150000	Contr Svc-Other	CS	9300006616	12/31/2012	(17.31)
53150000	Contr Svc-Other	CS	9300006621	12/31/2012	(588.78)
53150000	Contr Svc-Other	CS	9300006634	12/31/2012	120.90
53150000	Contr Svc-Other	CS	9300006641	12/31/2012	588.78
53150000	Contr Svc-Other	CS	9300006658	12/31/2012	17.31
53150000	Contr Svc-Other	CS	9300006660	12/31/2012	(4,586.03)
53150000	Contr Svc-Other	CS	9300006672	12/31/2012	500.00
53150000	Contr Svc-Other	CS	9300007287	12/31/2012	(2,800.00)
53150000	Contr Svc-Other	CS	9300007441	12/31/2012	(5,933.25)
53150000	Contr Svc-Other	UT	9300007571	12/31/2012	(4,952.67)
53150000	Contr Svc-Other	CS	9300007595	12/31/2012	(2,536.31)
53150000	Contr Svc-Other	CS	9300007620	12/31/2012	(9,274.10)
53150000	Contr Svc-Other	CS	9300007631	12/31/2012	(4,034.00)
53150000	Contr Svc-Other	CS	9300007712	12/31/2012	204.76
53150000	Contr Svc-Other	SR	9600000125	12/31/2012	4,898.75
53150013	Contr Svc-Other WT	CS	9300005951	12/31/2012	3,390.12
53150013	Contr Svc-Other WT	CS	9300005966	12/31/2012	575.42
53150013	Contr Svc-Other WT	CS	9300006006	12/31/2012	(575.42)
53150013	Contr Svc-Other WT	CS	9300006008	12/31/2012	(3,390.12)
53150013	Contr Svc-Other WT	CS	9300006282	12/31/2012	3,007.09
53150013	Contr Svc-Other WT	CS	9300006298	12/31/2012	575.42
53150013	Contr Svc-Other WT	CS	9300006345	12/31/2012	139.77
53150013	Contr Svc-Other WT	CS	9300006361	12/31/2012	4,808.98
53150013	Contr Svc-Other WT	CS	9300006369	12/31/2012	344.24
53150013	Contr Svc-Other WT	CS	9300006486	12/31/2012	1,060.00
53150013	Contr Svc-Other WT	CS	9300006488	12/31/2012	162.83
53150013	Contr Svc-Other WT	CS	9300006529	12/31/2012	767.91
53150013	Contr Svc-Other WT	CS	9300006559	12/31/2012	3,968.01
53150013	Contr Svc-Other WT	CS	9300006586	12/31/2012	(1,331.16)
53150013	Contr Svc-Other WT	CS	9300006612	12/31/2012	120.90
53150013	Contr Svc-Other WT	CS	9300006634	12/31/2012	(120.90)

## Kentucky American Water Company

Case No. 2012-00520

Response to PSC DR1, Item 31

Account	Description	Doc Type	Document Number	Posting Date	Amount
53150014	Contr Svc-Other TD	CS	9300005968	12/31/2012	1,578.87
53150014	Contr Svc-Other TD	CS	9300006021	12/31/2012	(1,578.87)
53150014	Contr Svc-Other TD	CS	9300006233	12/31/2012	(79.66)
53150014	Contr Svc-Other TD	CS	9300006300	12/31/2012	(1,221.13)
53150014	Contr Svc-Other TD	CS	9300006371	12/31/2012	588.78
53150014	Contr Svc-Other TD	CS	9300006546	12/31/2012	17.78
53150014	Contr Svc-Other TD	CS	9300006561	12/31/2012	1,499.43
53150014	Contr Svc-Other TD	CS	9300006621	12/31/2012	588.78
53150014	Contr Svc-Other TD	CS	9300006641	12/31/2012	(588.78)
53150014	Contr Svc-Other TD	CS	9300007287	12/31/2012	2,800.00
53150015	Contr Svc-Other CA	CS	9300005933	12/31/2012	932.80
53150015	Contr Svc-Other CA	CS	9300006039	12/31/2012	(932.80)
53150015	Contr Svc-Other CA	CS	9300006260	12/31/2012	871.51
53150015	Contr Svc-Other CA	CS	9300006291	12/31/2012	(214.00)
53150015	Contr Svc-Other CA	CS	9300007595	12/31/2012	2,536.31
53150016	Contr Svc-Other AG	CS	9300005899	12/31/2012	8,400.20
53150016	Contr Svc-Other AG	CS	9300005901	12/31/2012	1,050.76
53150016	Contr Svc-Other AG	CS	9300005918	12/31/2012	3,232.28
53150016	Contr Svc-Other AG	CS	9300005937	12/31/2012	198.07
53150016	Contr Svc-Other AG	CS	9300006049	12/31/2012	(8,400.20)
53150016	Contr Svc-Other AG	CS	9300006055	12/31/2012	(198.07)
53150016	Contr Svc-Other AG	CS	9300006058	12/31/2012	(3,232.28)
53150016	Contr Svc-Other AG	CS	9300006060	12/31/2012	(1,050.76)
53150016	Contr Svc-Other AG	CS	9300006213	12/31/2012	549.55
53150016	Contr Svc-Other AG	CS	9300006216	12/31/2012	(4,882.49)
53150016	Contr Svc-Other AG	CS	9300006245	12/31/2012	(884.65)
53150016	Contr Svc-Other AG	CS	9300006266	12/31/2012	339.23
53150016	Contr Svc-Other AG	CS	9300006296	12/31/2012	1,032.89
53150016	Contr Svc-Other AG	CS	9300006332	12/31/2012	70.45
53150016	Contr Svc-Other AG	CS	9300006366	12/31/2012	17.31
53150016	Contr Svc-Other AG	CS	9300006482	12/31/2012	(549.55)
53150016	Contr Svc-Other AG	CS	9300006484	12/31/2012	(68.74)
53150016	Contr Svc-Other AG	CS	9300006507	12/31/2012	349.80
53150016	Contr Svc-Other AG	CS	9300006527	12/31/2012	720.10
53150016	Contr Svc-Other AG	CS	9300006557	12/31/2012	1,214.45
53150016	Contr Svc-Other AG	CS	9300006616	12/31/2012	17.31
53150016	Contr Svc-Other AG	CS	9300006658	12/31/2012	(17.31)
53150016	Contr Svc-Other AG	CS	9300006660	12/31/2012	4,586.03
53150016	Contr Svc-Other AG	CS	9300007441	12/31/2012	5,933.25
53151000	Contr Svc-Temp EE	KR	5000004512	12/31/2012	911.60
53151000	Contr Svc-Temp EE	CS	9300006300	12/31/2012	3,037.50
53151000	Contr Svc-Temp EE	CS	9300006557	12/31/2012	(4,914.67)
53151000	Contr Svc-Temp EE	CS	9300006587	12/31/2012	(911.60)
53151014	Contr Svc-Temp EE TD	CS	9300006300	12/31/2012	(3,037.50)
53151016	Contr Svc-Temp EE AG	CS	9300006557	12/31/2012	4,914.67
53151016	Contr Svc-Temp EE AG	CS	9300006587	12/31/2012	911.60
53154000	Contr Svc-Audit Fees	SA	100002430	12/31/2012	7,371.00
53155000	Contr Svc-Legal	SV	100002876	12/31/2012	74,572.83
53155000	Contr Svc-Legal	SV	100002902	12/31/2012	39.00
53155000	Contr Svc-Legal	UT	9300006206	12/31/2012	7,425.42
53155000	Contr Svc-Legal	UT	9300007281	12/31/2012	(42,989.45)
53401000	AWWSC Labor OPEX	CF	9300006695	12/31/2012	60.42
53401000	AWWSC Labor OPEX	CF	9300006696	12/31/2012	3.14

## Kentucky American Water Company

Case No. 2012-00520

Response to PSC DR1, Item 31

Account	Description	Doc Type	Document Number	Posting Date	Amount
53401000	AWWSC Labor OPEX	CF	9300006697	12/31/2012	14.64
53401000	AWWSC Labor OPEX	CF	9300006699	12/31/2012	19,088.91
53401000	AWWSC Labor OPEX	CF	9300006702	12/31/2012	116.64
53401000	AWWSC Labor OPEX	CF	9300006703	12/31/2012	14,495.15
53401000	AWWSC Labor OPEX	CF	9300006718	12/31/2012	(0.60)
53401000	AWWSC Labor OPEX	CF	9300006719	12/31/2012	(4.35)
53401000	AWWSC Labor OPEX	CF	9300006720	12/31/2012	(8.89)
53401000	AWWSC Labor OPEX	CF	9300006721	12/31/2012	(0.90)
53401000	AWWSC Labor OPEX	CF	9300006722	12/31/2012	681.00
53401000	AWWSC Labor OPEX	CF	9300006723	12/31/2012	1,532.24
53401000	AWWSC Labor OPEX	CF	9300006724	12/31/2012	510.75
53401000	AWWSC Labor OPEX	CF	9300006725	12/31/2012	8.51
53401000	AWWSC Labor OPEX	CF	9300006726	12/31/2012	(4.89)
53401000	AWWSC Labor OPEX	CF	9300006727	12/31/2012	(83.58)
53401000	AWWSC Labor OPEX	CF	9300006728	12/31/2012	(1.30)
53401000	AWWSC Labor OPEX	CF	9300006729	12/31/2012	(3.34)
53401000	AWWSC Labor OPEX	CF	9300006730	12/31/2012	340.50
53401000	AWWSC Labor OPEX	CF	9300006731	12/31/2012	1,191.74
53401000	AWWSC Labor OPEX	CF	9300006732	12/31/2012	340.50
53401000	AWWSC Labor OPEX	CF	9300006733	12/31/2012	340.50
53401000	AWWSC Labor OPEX	CF	9300006734	12/31/2012	1,361.99
53401000	AWWSC Labor OPEX	CF	9300006735	12/31/2012	10.75
53401000	AWWSC Labor OPEX	CF	9300006737	12/31/2012	1,284.10
53401000	AWWSC Labor OPEX	CF	9300006738	12/31/2012	(30.50)
53401000	AWWSC Labor OPEX	CF	9300006739	12/31/2012	324.73
53401000	AWWSC Labor OPEX	CF	9300006742	12/31/2012	8.82
53401000	AWWSC Labor OPEX	CF	9300006986	12/31/2012	356.83
53401000	AWWSC Labor OPEX	CF	9300006987	12/31/2012	356.88
53401000	AWWSC Labor OPEX	CF	9300006988	12/31/2012	281.00
53401000	AWWSC Labor OPEX	CF	9300006989	12/31/2012	294.52
53401000	AWWSC Labor OPEX	CF	9300006990	12/31/2012	83.67
53401000	AWWSC Labor OPEX	CF	9300006991	12/31/2012	2,356.95
53401000	AWWSC Labor OPEX	CF	9300006992	12/31/2012	261.34
53401000	AWWSC Labor OPEX	CF	9300006993	12/31/2012	1,987.73
53401000	AWWSC Labor OPEX	CF	9300006994	12/31/2012	1,757.30
53401000	AWWSC Labor OPEX	CF	9300006995	12/31/2012	3,229.59
53401000	AWWSC Labor OPEX	CF	9300006996	12/31/2012	11,575.69
53401000	AWWSC Labor OPEX	CF	9300006997	12/31/2012	125.60
53401000	AWWSC Labor OPEX	CF	9300006998	12/31/2012	1,347.33
53401000	AWWSC Labor OPEX	CF	9300006999	12/31/2012	1,189.07
53401000	AWWSC Labor OPEX	CF	9300007000	12/31/2012	130.48
53401000	AWWSC Labor OPEX	CF	9300007002	12/31/2012	198.21
53401000	AWWSC Labor OPEX	CF	9300007005	12/31/2012	2,698.31
53401000	AWWSC Labor OPEX	CF	9300007006	12/31/2012	(53.02)
53401000	AWWSC Labor OPEX	CF	9300007007	12/31/2012	(0.63)
53401000	AWWSC Labor OPEX	CF	9300007008	12/31/2012	54.66
53401000	AWWSC Labor OPEX	CF	9300007009	12/31/2012	27.52
53401000	AWWSC Labor OPEX	CF	9300007012	12/31/2012	42.87
53401000	AWWSC Labor OPEX	CF	9300007013	12/31/2012	657.09
53401000	AWWSC Labor OPEX	CF	9300007014	12/31/2012	586.44
53401000	AWWSC Labor OPEX	CF	9300007015	12/31/2012	361.41
53401000	AWWSC Labor OPEX	CF	9300007016	12/31/2012	931.37
53401000	AWWSC Labor OPEX	CF	9300007022	12/31/2012	1,044.74

## Kentucky American Water Company

Case No. 2012-00520

Response to PSC DR1, Item 31

Account	Description	Doc Type	Document Number	Posting Date	Amount
53401000	AWWSC Labor OPEX	CF	9300007024	12/31/2012	2,739.12
53401000	AWWSC Labor OPEX	CF	9300007025	12/31/2012	1,380.21
53401000	AWWSC Labor OPEX	CF	9300007026	12/31/2012	750.72
53401000	AWWSC Labor OPEX	CF	9300007027	12/31/2012	1,763.16
53401000	AWWSC Labor OPEX	CF	9300007028	12/31/2012	1,009.59
53401000	AWWSC Labor OPEX	CF	9300007030	12/31/2012	1,164.16
53401000	AWWSC Labor OPEX	CF	9300007031	12/31/2012	341.31
53401000	AWWSC Labor OPEX	CF	9300007032	12/31/2012	1,108.24
53401000	AWWSC Labor OPEX	CF	9300007033	12/31/2012	1,779.16
53401000	AWWSC Labor OPEX	CF	9300007034	12/31/2012	221.66
53401000	AWWSC Labor OPEX	CF	9300007035	12/31/2012	(1.93)
53401000	AWWSC Labor OPEX	CF	9300007037	12/31/2012	46.82
53401000	AWWSC Labor OPEX	CF	9300007038	12/31/2012	8.73
53401000	AWWSC Labor OPEX	CF	9300007039	12/31/2012	44.63
53401000	AWWSC Labor OPEX	CF	9300007040	12/31/2012	832.29
53401000	AWWSC Labor OPEX	CF	9300007042	12/31/2012	180.99
53401000	AWWSC Labor OPEX	CF	9300007043	12/31/2012	17.21
53401000	AWWSC Labor OPEX	CF	9300007044	12/31/2012	76.45
53401000	AWWSC Labor OPEX	CF	9300007045	12/31/2012	141.25
53401000	AWWSC Labor OPEX	CF	9300007046	12/31/2012	532.43
53401000	AWWSC Labor OPEX	CF	9300007047	12/31/2012	113.36
53401000	AWWSC Labor OPEX	CF	9300007049	12/31/2012	122.92
53401000	AWWSC Labor OPEX	CF	9300007050	12/31/2012	204.41
53401000	AWWSC Labor OPEX	CF	9300007051	12/31/2012	(2.39)
53401000	AWWSC Labor OPEX	CF	9300007052	12/31/2012	102.06
53401000	AWWSC Labor OPEX	CF	9300007053	12/31/2012	413.32
53401000	AWWSC Labor OPEX	CF	9300007054	12/31/2012	212.79
53401000	AWWSC Labor OPEX	CF	9300007055	12/31/2012	5.36
53401000	AWWSC Labor OPEX	CF	9300007056	12/31/2012	170.25
53401000	AWWSC Labor OPEX	CF	9300007057	12/31/2012	170.25
53401000	AWWSC Labor OPEX	CF	9300007058	12/31/2012	1,021.49
53401000	AWWSC Labor OPEX	CF	9300007060	12/31/2012	1,904.87
53401000	AWWSC Labor OPEX	CF	9300007061	12/31/2012	1,361.99
53401000	AWWSC Labor OPEX	CF	9300007063	12/31/2012	1,906.40
53401000	AWWSC Labor OPEX	CF	9300007064	12/31/2012	2,494.21
53401000	AWWSC Labor OPEX	CF	9300007065	12/31/2012	2,246.59
53401000	AWWSC Labor OPEX	CF	9300007066	12/31/2012	923.94
53401000	AWWSC Labor OPEX	CF	9300007067	12/31/2012	510.75
53401000	AWWSC Labor OPEX	CF	9300007068	12/31/2012	851.24
53401000	AWWSC Labor OPEX	CF	9300007069	12/31/2012	851.24
53401000	AWWSC Labor OPEX	CF	9300007070	12/31/2012	1,532.24
53401000	AWWSC Labor OPEX	CF	9300007071	12/31/2012	1,872.74
53401000	AWWSC Labor OPEX	CF	9300007072	12/31/2012	1,021.49
53401000	AWWSC Labor OPEX	CF	9300007073	12/31/2012	693.58
53401000	AWWSC Labor OPEX	CF	9300007074	12/31/2012	1,021.49
53401000	AWWSC Labor OPEX	CF	9300007075	12/31/2012	2,894.23
53401000	AWWSC Labor OPEX	CF	9300007076	12/31/2012	2,383.48
53401000	AWWSC Labor OPEX	CF	9300007077	12/31/2012	1,361.99
53401000	AWWSC Labor OPEX	CF	9300007078	12/31/2012	2,213.24
53401000	AWWSC Labor OPEX	CF	9300007079	12/31/2012	1,021.49
53401000	AWWSC Labor OPEX	CF	9300007080	12/31/2012	1,872.74
53401000	AWWSC Labor OPEX	CF	9300007081	12/31/2012	170.25
53401000	AWWSC Labor OPEX	CF	9300007082	12/31/2012	170.25

## Kentucky American Water Company

Case No. 2012-00520

Response to PSC DR1, Item 31

Account	Description	Doc Type	Document Number	Posting Date	Amount
53401000	AWWSC Labor OPEX	CF	9300007083	12/31/2012	851.24
53401000	AWWSC Labor OPEX	CF	9300007084	12/31/2012	510.75
53401000	AWWSC Labor OPEX	CF	9300007085	12/31/2012	340.50
53401000	AWWSC Labor OPEX	CF	9300007086	12/31/2012	510.75
53401000	AWWSC Labor OPEX	CF	9300007087	12/31/2012	681.00
53401000	AWWSC Labor OPEX	CF	9300007088	12/31/2012	681.00
53401000	AWWSC Labor OPEX	CF	9300007089	12/31/2012	1,021.49
53401000	AWWSC Labor OPEX	CF	9300007090	12/31/2012	1,343.78
53401000	AWWSC Labor OPEX	CF	9300007091	12/31/2012	2,402.12
53401000	AWWSC Labor OPEX	CF	9300007092	12/31/2012	3,200.10
53401000	AWWSC Labor OPEX	CF	9300007093	12/31/2012	1,212.83
53401000	AWWSC Labor OPEX	CF	9300007094	12/31/2012	1,256.48
53401000	AWWSC Labor OPEX	CF	9300007095	12/31/2012	2,142.89
53401000	AWWSC Labor OPEX	CF	9300007096	12/31/2012	2,347.00
53401000	AWWSC Labor OPEX	CF	9300007097	12/31/2012	4,852.62
53401000	AWWSC Labor OPEX	CF	9300007098	12/31/2012	1,704.38
53401000	AWWSC Labor OPEX	CF	9300007099	12/31/2012	1,154.41
53401000	AWWSC Labor OPEX	CF	9300007100	12/31/2012	3,984.92
53401000	AWWSC Labor OPEX	CF	9300007102	12/31/2012	(13.76)
53401000	AWWSC Labor OPEX	CF	9300007104	12/31/2012	1,636.99
53401000	AWWSC Labor OPEX	CF	9300007105	12/31/2012	1,314.24
53401000	AWWSC Labor OPEX	CF	9300007106	12/31/2012	227.94
53401000	AWWSC Labor OPEX	CF	9300007107	12/31/2012	2,887.80
53401000	AWWSC Labor OPEX	CF	9300007109	12/31/2012	170.25
53401000	AWWSC Labor OPEX	CF	9300007110	12/31/2012	1,191.74
53401000	AWWSC Labor OPEX	CF	9300007111	12/31/2012	2,213.24
53401000	AWWSC Labor OPEX	CF	9300007112	12/31/2012	5,465.26
53401000	AWWSC Labor OPEX	CF	9300007113	12/31/2012	2,666.23
53401000	AWWSC Labor OPEX	CF	9300007114	12/31/2012	1,969.35
53401000	AWWSC Labor OPEX	CF	9300007115	12/31/2012	2,993.33
53401000	AWWSC Labor OPEX	CF	9300007116	12/31/2012	2,106.84
53401000	AWWSC Labor OPEX	CF	9300007117	12/31/2012	2,774.82
53401000	AWWSC Labor OPEX	CF	9300007118	12/31/2012	2,331.50
53401000	AWWSC Labor OPEX	CF	9300007119	12/31/2012	1,903.21
53401000	AWWSC Labor OPEX	CF	9300007120	12/31/2012	5,046.72
53401000	AWWSC Labor OPEX	CF	9300007122	12/31/2012	1,605.01
53401000	AWWSC Labor OPEX	CF	9300007123	12/31/2012	3,688.59
53401000	AWWSC Labor OPEX	CF	9300007124	12/31/2012	1,949.46
53401000	AWWSC Labor OPEX	CF	9300007125	12/31/2012	1,702.49
53401000	AWWSC Labor OPEX	CF	9300007126	12/31/2012	1,656.50
53401000	AWWSC Labor OPEX	CF	9300007128	12/31/2012	3,767.47
53401000	AWWSC Labor OPEX	CF	9300007129	12/31/2012	4,121.35
53401000	AWWSC Labor OPEX	CF	9300007131	12/31/2012	170.25
53401000	AWWSC Labor OPEX	CF	9300007132	12/31/2012	2,244.86
53401000	AWWSC Labor OPEX	CF	9300007133	12/31/2012	4,266.13
53401000	AWWSC Labor OPEX	CF	9300007137	12/31/2012	(142.59)
53401000	AWWSC Labor OPEX	CF	9300007138	12/31/2012	(243.72)
53401000	AWWSC Labor OPEX	CF	9300007139	12/31/2012	1,776.95
53401000	AWWSC Labor OPEX	CF	9300007141	12/31/2012	73.87
53401000	AWWSC Labor OPEX	CF	9300007142	12/31/2012	12.55
53401000	AWWSC Labor OPEX	CF	9300007143	12/31/2012	1,021.49
53401000	AWWSC Labor OPEX	CF	9300007145	12/31/2012	1,114.31
53401000	AWWSC Labor OPEX	CF	9300007146	12/31/2012	4,915.90

## Kentucky American Water Company

Case No. 2012-00520

Response to PSC DR1, Item 31

Account	Description	Doc Type	Document Number	Posting Date	Amount
53401000	AWWSC Labor OPEX	CF	9300007147	12/31/2012	1,971.13
53401000	AWWSC Labor OPEX	CF	9300007148	12/31/2012	868.68
53401000	AWWSC Labor OPEX	CF	9300007149	12/31/2012	3,301.17
53401000	AWWSC Labor OPEX	CF	9300007150	12/31/2012	2,723.98
53401000	AWWSC Labor OPEX	CF	9300007151	12/31/2012	9,492.22
53401000	AWWSC Labor OPEX	CF	9300007152	12/31/2012	510.75
53401000	AWWSC Labor OPEX	CF	9300007153	12/31/2012	3,911.12
53401000	AWWSC Labor OPEX	CF	9300007154	12/31/2012	3,097.30
53401000	AWWSC Labor OPEX	CF	9300007155	12/31/2012	1,361.99
53401000	AWWSC Labor OPEX	CF	9300007156	12/31/2012	3,936.90
53401000	AWWSC Labor OPEX	CF	9300007157	12/31/2012	5,107.47
53401000	AWWSC Labor OPEX	CF	9300007158	12/31/2012	1,021.49
53401000	AWWSC Labor OPEX	CF	9300007159	12/31/2012	7,417.93
53401000	AWWSC Labor OPEX	CF	9300007160	12/31/2012	4,256.22
53401000	AWWSC Labor OPEX	CF	9300007161	12/31/2012	2,093.78
53401000	AWWSC Labor OPEX	CF	9300007162	12/31/2012	851.24
53401000	AWWSC Labor OPEX	CF	9300007163	12/31/2012	1,872.74
53401000	AWWSC Labor OPEX	CF	9300007164	12/31/2012	1,361.99
53401000	AWWSC Labor OPEX	CF	9300007165	12/31/2012	59.44
53401000	AWWSC Labor OPEX	CF	9300007166	12/31/2012	97.93
53401000	AWWSC Labor OPEX	CF	9300007167	12/31/2012	35.28
53401000	AWWSC Labor OPEX	CF	9300007168	12/31/2012	19.71
53401000	AWWSC Labor OPEX	CF	9300007169	12/31/2012	402.73
53401000	AWWSC Labor OPEX	CF	9300007170	12/31/2012	10.46
53401000	AWWSC Labor OPEX	CF	9300007172	12/31/2012	2,080.95
53401000	AWWSC Labor OPEX	CF	9300007173	12/31/2012	1,150.83
53401000	AWWSC Labor OPEX	CF	9300007174	12/31/2012	870.39
53401000	AWWSC Labor OPEX	CF	9300007176	12/31/2012	2,328.83
53401000	AWWSC Labor OPEX	CF	9300007177	12/31/2012	779.98
53401000	AWWSC Labor OPEX	CF	9300007178	12/31/2012	(245.14)
53401000	AWWSC Labor OPEX	CF	9300007179	12/31/2012	1,931.58
53401000	AWWSC Labor OPEX	CF	9300007180	12/31/2012	9.52
53401000	AWWSC Labor OPEX	CF	9300007182	12/31/2012	2,034.56
53401000	AWWSC Labor OPEX	CF	9300007184	12/31/2012	1,596.38
53401000	AWWSC Labor OPEX	CF	9300007185	12/31/2012	2,610.82
53401000	AWWSC Labor OPEX	CF	9300007187	12/31/2012	28.79
53401000	AWWSC Labor OPEX	CF	9300007188	12/31/2012	2,300.98
53401000	AWWSC Labor OPEX	CF	9300007190	12/31/2012	1,206.77
53401000	AWWSC Labor OPEX	CF	9300007191	12/31/2012	106.86
53401000	AWWSC Labor OPEX	CF	9300007192	12/31/2012	1,229.68
53401000	AWWSC Labor OPEX	CF	9300007193	12/31/2012	43.69
53401000	AWWSC Labor OPEX	CF	9300007195	12/31/2012	6,678.78
53401000	AWWSC Labor OPEX	CF	9300007196	12/31/2012	5,775.02
53401000	AWWSC Labor OPEX	CF	9300007202	12/31/2012	(498.37)
53401000	AWWSC Labor OPEX	CF	9300007203	12/31/2012	13,151.10
53401000	AWWSC Labor OPEX	CF	9300007204	12/31/2012	72.80
53401000	AWWSC Labor OPEX	CF	9300007205	12/31/2012	4,415.98
53401000	AWWSC Labor OPEX	CF	9300007206	12/31/2012	14.86
53401000	AWWSC Labor OPEX	CF	9300007208	12/31/2012	11,027.90
53401000	AWWSC Labor OPEX	CF	9300007209	12/31/2012	2,826.78
53401000	AWWSC Labor OPEX	CF	9300007210	12/31/2012	8,235.48
53401000	AWWSC Labor OPEX	CF	9300007215	12/31/2012	38.44
53401000	AWWSC Labor OPEX	CF	9300007216	12/31/2012	168.03



## Kentucky American Water Company

Case No. 2012-00520

Response to PSC DR1, Item 31

Account	Description	Doc Type	Document Number	Posting Date	Amount
53401000	AWWSC Labor OPEX	CF	9300007217	12/31/2012	(9.82)
53401000	AWWSC Labor OPEX	CF	9300007218	12/31/2012	(5.91)
53401000	AWWSC Labor OPEX	CF	9300007219	12/31/2012	(4.02)
53401000	AWWSC Labor OPEX	CF	9300007220	12/31/2012	148.84
53401000	AWWSC Labor OPEX	CF	9300007221	12/31/2012	173.43
53401000	AWWSC Labor OPEX	CF	9300007222	12/31/2012	85.39
53401000	AWWSC Labor OPEX	CF	9300007223	12/31/2012	0.96
53401000	AWWSC Labor OPEX	CF	9300007233	12/31/2012	(140.88)
53401000	AWWSC Labor OPEX	CF	9300007237	12/31/2012	2,606.18
53401000	AWWSC Labor OPEX	CF	9300007238	12/31/2012	2,195.90
53401000	AWWSC Labor OPEX	CF	9300007240	12/31/2012	1,683.59
53401000	AWWSC Labor OPEX	CF	9300007242	12/31/2012	1,312.86
53401000	AWWSC Labor OPEX	CF	9300007243	12/31/2012	2,093.79
53401000	AWWSC Labor OPEX	CF	9300007244	12/31/2012	4,728.76
53401000	AWWSC Labor OPEX	CF	9300007246	12/31/2012	852.73
53401000	AWWSC Labor OPEX	CF	9300007247	12/31/2012	786.15
53401000	AWWSC Labor OPEX	CF	9300007249	12/31/2012	447.64
53401000	AWWSC Labor OPEX	CF	9300007250	12/31/2012	1,622.06
53401000	AWWSC Labor OPEX	CF	9300007251	12/31/2012	1,045.87
53401000	AWWSC Labor OPEX	CF	9300007253	12/31/2012	2,227.08
53401000	AWWSC Labor OPEX	CF	9300007254	12/31/2012	146.77
53401000	AWWSC Labor OPEX	CF	9300007255	12/31/2012	615.49
53401000	AWWSC Labor OPEX	CF	9300007256	12/31/2012	190.48
53401000	AWWSC Labor OPEX	CF	9300007257	12/31/2012	640.31
53401000	AWWSC Labor OPEX	CF	9300007258	12/31/2012	812.48
53401000	AWWSC Labor OPEX	CF	9300007259	12/31/2012	(469.69)
53401000	AWWSC Labor OPEX	CF	9300007260	12/31/2012	43,033.19
53401000	AWWSC Labor OPEX	CF	9300007261	12/31/2012	7,712.90
53401000	AWWSC Labor OPEX	CF	9300007265	12/31/2012	(79.35)
53401000	AWWSC Labor OPEX	CF	9300007266	12/31/2012	2,815.02
53401000	AWWSC Labor OPEX	CF	9300007267	12/31/2012	1,206.09
53401000	AWWSC Labor OPEX	CF	9300007268	12/31/2012	851.05
53401000	AWWSC Labor OPEX	CF	9300007269	12/31/2012	302.89
53401000	AWWSC Labor OPEX	CF	9300007270	12/31/2012	1,668.05
53401000	AWWSC Labor OPEX	CF	9300007271	12/31/2012	3,612.33
53401000	AWWSC Labor OPEX	CF	9300007272	12/31/2012	(18.40)
53401000	AWWSC Labor OPEX	CF	9300007273	12/31/2012	(10.23)
53401000	AWWSC Labor OPEX	CF	9300007274	12/31/2012	998.84
53401000	AWWSC Labor OPEX	CF	9300007275	12/31/2012	3,566.35
53401000	AWWSC Labor OPEX	CF	9300007276	12/31/2012	(6,469.52)
53401000	AWWSC Labor OPEX	CF	9300007277	12/31/2012	322.42
53401000	AWWSC Labor OPEX	CF	9300007298	12/31/2012	239.82
53401000	AWWSC Labor OPEX	CF	9300007299	12/31/2012	40.80
53401000	AWWSC Labor OPEX	CF	9300007300	12/31/2012	5.77
53401000	AWWSC Labor OPEX	CF	9300007415	12/31/2012	253.52
53401000	AWWSC Labor OPEX	CF	9300007416	12/31/2012	485.45
53401000	AWWSC Labor OPEX	CF	9300007417	12/31/2012	154.86
53401000	AWWSC Labor OPEX	CF	9300007418	12/31/2012	(32.44)
53401000	AWWSC Labor OPEX	CF	9300007419	12/31/2012	730.47
53401000	AWWSC Labor OPEX	CF	9300007420	12/31/2012	833.24
53401000	AWWSC Labor OPEX	CF	9300007421	12/31/2012	34.04
53401000	AWWSC Labor OPEX	CF	9300007422	12/31/2012	1,084.13
53401000	AWWSC Labor OPEX	CF	9300007423	12/31/2012	2.35

## Kentucky American Water Company

Case No. 2012-00520

Response to PSC DR1, Item 31

Account	Description	Doc Type	Document Number	Posting Date	Amount
53401000	AWWSC Labor OPEX	CF	9300007424	12/31/2012	540.38
53401000	AWWSC Labor OPEX	CF	9300007425	12/31/2012	106.53
53401000	AWWSC Labor OPEX	CF	9300007426	12/31/2012	1,353.25
53401000	AWWSC Labor OPEX	CF	9300007427	12/31/2012	1,595.38
53401000	AWWSC Labor OPEX	CF	9300007428	12/31/2012	319.11
53401000	AWWSC Labor OPEX	CF	9300007429	12/31/2012	1,357.65
53401000	AWWSC Labor OPEX	CF	9300007430	12/31/2012	281.53
53401000	AWWSC Labor OPEX	CF	9300007431	12/31/2012	326.04
53401000	AWWSC Labor OPEX	CF	9300007432	12/31/2012	(96.54)
53401000	AWWSC Labor OPEX	CF	9300007433	12/31/2012	255.51
53401000	AWWSC Labor OPEX	CF	9300007434	12/31/2012	654.75
53401000	AWWSC Labor OPEX	CF	9300007435	12/31/2012	1,867.57
53401000	AWWSC Labor OPEX	CF	9300007436	12/31/2012	(4,033.95)
53401100	AWWSC Pension OPEX	CF	9300007415	12/31/2012	1,049.13
53401100	AWWSC Pension OPEX	CF	9300007416	12/31/2012	820.65
53401100	AWWSC Pension OPEX	CF	9300007417	12/31/2012	704.05
53401100	AWWSC Pension OPEX	CF	9300007418	12/31/2012	1,147.97
53401100	AWWSC Pension OPEX	CF	9300007419	12/31/2012	578.62
53401100	AWWSC Pension OPEX	CF	9300007420	12/31/2012	1,182.24
53401100	AWWSC Pension OPEX	CF	9300007421	12/31/2012	459.39
53401100	AWWSC Pension OPEX	CF	9300007422	12/31/2012	3,142.55
53401100	AWWSC Pension OPEX	CF	9300007423	12/31/2012	971.87
53401100	AWWSC Pension OPEX	CF	9300007424	12/31/2012	944.56
53401100	AWWSC Pension OPEX	CF	9300007425	12/31/2012	466.93
53401100	AWWSC Pension OPEX	CF	9300007426	12/31/2012	1,391.85
53401100	AWWSC Pension OPEX	CF	9300007427	12/31/2012	6,442.85
53401100	AWWSC Pension OPEX	CF	9300007428	12/31/2012	3,708.62
53401100	AWWSC Pension OPEX	CF	9300007429	12/31/2012	696.84
53401100	AWWSC Pension OPEX	CF	9300007430	12/31/2012	633.93
53401100	AWWSC Pension OPEX	CF	9300007431	12/31/2012	723.67
53401100	AWWSC Pension OPEX	CF	9300007432	12/31/2012	498.53
53401100	AWWSC Pension OPEX	CF	9300007433	12/31/2012	593.60
53401100	AWWSC Pension OPEX	CF	9300007434	12/31/2012	3,025.31
53401100	AWWSC Pension OPEX	CF	9300007435	12/31/2012	8,624.66
53401100	AWWSC Pension OPEX	CF	9300007436	12/31/2012	2,479.17
53401200	AWWSC Group Ins OPEX	CF	9300006695	12/31/2012	0.43
53401200	AWWSC Group Ins OPEX	CF	9300006696	12/31/2012	0.47
53401200	AWWSC Group Ins OPEX	CF	9300006697	12/31/2012	2.51
53401200	AWWSC Group Ins OPEX	CF	9300006699	12/31/2012	4,149.58
53401200	AWWSC Group Ins OPEX	CF	9300006702	12/31/2012	9.26
53401200	AWWSC Group Ins OPEX	CF	9300006703	12/31/2012	3,180.92
53401200	AWWSC Group Ins OPEX	CF	9300006718	12/31/2012	(0.18)
53401200	AWWSC Group Ins OPEX	CF	9300006719	12/31/2012	(0.30)
53401200	AWWSC Group Ins OPEX	CF	9300006720	12/31/2012	(1.21)
53401200	AWWSC Group Ins OPEX	CF	9300006721	12/31/2012	(0.14)
53401200	AWWSC Group Ins OPEX	CF	9300006725	12/31/2012	0.72
53401200	AWWSC Group Ins OPEX	CF	9300006726	12/31/2012	(0.91)
53401200	AWWSC Group Ins OPEX	CF	9300006727	12/31/2012	(13.87)
53401200	AWWSC Group Ins OPEX	CF	9300006728	12/31/2012	(0.21)
53401200	AWWSC Group Ins OPEX	CF	9300006729	12/31/2012	(0.43)
53401200	AWWSC Group Ins OPEX	CF	9300006737	12/31/2012	338.64
53401200	AWWSC Group Ins OPEX	CF	9300006738	12/31/2012	(3.81)
53401200	AWWSC Group Ins OPEX	CF	9300006739	12/31/2012	4.08

Kentucky American Water Company  
Case No. 2012-00520  
Response to PSC DR1, Item 31

Account	Description	Doc Type	Document Number	Posting Date	Amount
53401200	AWWSC Group Ins OPEX	CF	9300006742	12/31/2012	1.27
53401200	AWWSC Group Ins OPEX	CF	9300006986	12/31/2012	69.67
53401200	AWWSC Group Ins OPEX	CF	9300006987	12/31/2012	5.77
53401200	AWWSC Group Ins OPEX	CF	9300006988	12/31/2012	82.91
53401200	AWWSC Group Ins OPEX	CF	9300006989	12/31/2012	21.92
53401200	AWWSC Group Ins OPEX	CF	9300006990	12/31/2012	37.30
53401200	AWWSC Group Ins OPEX	CF	9300006991	12/31/2012	535.40
53401200	AWWSC Group Ins OPEX	CF	9300006992	12/31/2012	44.35
53401200	AWWSC Group Ins OPEX	CF	9300006993	12/31/2012	205.64
53401200	AWWSC Group Ins OPEX	CF	9300006994	12/31/2012	342.11
53401200	AWWSC Group Ins OPEX	CF	9300006995	12/31/2012	972.01
53401200	AWWSC Group Ins OPEX	CF	9300006996	12/31/2012	3,035.89
53401200	AWWSC Group Ins OPEX	CF	9300006997	12/31/2012	39.93
53401200	AWWSC Group Ins OPEX	CF	9300006998	12/31/2012	219.29
53401200	AWWSC Group Ins OPEX	CF	9300006999	12/31/2012	32.59
53401200	AWWSC Group Ins OPEX	CF	9300007000	12/31/2012	41.44
53401200	AWWSC Group Ins OPEX	CF	9300007002	12/31/2012	1.13
53401200	AWWSC Group Ins OPEX	CF	9300007005	12/31/2012	161.98
53401200	AWWSC Group Ins OPEX	CF	9300007006	12/31/2012	(8.80)
53401200	AWWSC Group Ins OPEX	CF	9300007007	12/31/2012	(0.11)
53401200	AWWSC Group Ins OPEX	CF	9300007008	12/31/2012	6.16
53401200	AWWSC Group Ins OPEX	CF	9300007009	12/31/2012	4.33
53401200	AWWSC Group Ins OPEX	CF	9300007012	12/31/2012	0.30
53401200	AWWSC Group Ins OPEX	CF	9300007013	12/31/2012	77.69
53401200	AWWSC Group Ins OPEX	CF	9300007014	12/31/2012	120.83
53401200	AWWSC Group Ins OPEX	CF	9300007015	12/31/2012	44.82
53401200	AWWSC Group Ins OPEX	CF	9300007022	12/31/2012	2.89
53401200	AWWSC Group Ins OPEX	CF	9300007024	12/31/2012	392.14
53401200	AWWSC Group Ins OPEX	CF	9300007025	12/31/2012	128.61
53401200	AWWSC Group Ins OPEX	CF	9300007026	12/31/2012	43.53
53401200	AWWSC Group Ins OPEX	CF	9300007027	12/31/2012	129.24
53401200	AWWSC Group Ins OPEX	CF	9300007028	12/31/2012	32.92
53401200	AWWSC Group Ins OPEX	CF	9300007030	12/31/2012	194.96
53401200	AWWSC Group Ins OPEX	CF	9300007031	12/31/2012	42.44
53401200	AWWSC Group Ins OPEX	CF	9300007032	12/31/2012	62.40
53401200	AWWSC Group Ins OPEX	CF	9300007033	12/31/2012	71.39
53401200	AWWSC Group Ins OPEX	CF	9300007034	12/31/2012	42.30
53401200	AWWSC Group Ins OPEX	CF	9300007037	12/31/2012	11.43
53401200	AWWSC Group Ins OPEX	CF	9300007039	12/31/2012	0.50
53401200	AWWSC Group Ins OPEX	CF	9300007040	12/31/2012	95.87
53401200	AWWSC Group Ins OPEX	CF	9300007042	12/31/2012	25.22
53401200	AWWSC Group Ins OPEX	CF	9300007043	12/31/2012	3.36
53401200	AWWSC Group Ins OPEX	CF	9300007044	12/31/2012	4.64
53401200	AWWSC Group Ins OPEX	CF	9300007045	12/31/2012	14.47
53401200	AWWSC Group Ins OPEX	CF	9300007046	12/31/2012	68.40
53401200	AWWSC Group Ins OPEX	CF	9300007047	12/31/2012	17.91
53401200	AWWSC Group Ins OPEX	CF	9300007049	12/31/2012	13.04
53401200	AWWSC Group Ins OPEX	CF	9300007050	12/31/2012	34.25
53401200	AWWSC Group Ins OPEX	CF	9300007051	12/31/2012	(0.24)
53401200	AWWSC Group Ins OPEX	CF	9300007052	12/31/2012	21.85
53401200	AWWSC Group Ins OPEX	CF	9300007053	12/31/2012	58.45
53401200	AWWSC Group Ins OPEX	CF	9300007054	12/31/2012	27.99
53401200	AWWSC Group Ins OPEX	CF	9300007055	12/31/2012	0.49

## Kentucky American Water Company

Case No. 2012-00520

Response to PSC DR1, Item 31

Account	Description	Doc Type	Document Number	Posting Date	Amount
53401200	AWWSC Group Ins OPEX	CF	9300007060	12/31/2012	3.33
53401200	AWWSC Group Ins OPEX	CF	9300007063	12/31/2012	49.89
53401200	AWWSC Group Ins OPEX	CF	9300007064	12/31/2012	18.78
53401200	AWWSC Group Ins OPEX	CF	9300007065	12/31/2012	250.24
53401200	AWWSC Group Ins OPEX	CF	9300007066	12/31/2012	13.57
53401200	AWWSC Group Ins OPEX	CF	9300007073	12/31/2012	0.54
53401200	AWWSC Group Ins OPEX	CF	9300007090	12/31/2012	97.09
53401200	AWWSC Group Ins OPEX	CF	9300007091	12/31/2012	90.68
53401200	AWWSC Group Ins OPEX	CF	9300007092	12/31/2012	478.73
53401200	AWWSC Group Ins OPEX	CF	9300007093	12/31/2012	135.82
53401200	AWWSC Group Ins OPEX	CF	9300007094	12/31/2012	141.17
53401200	AWWSC Group Ins OPEX	CF	9300007095	12/31/2012	147.81
53401200	AWWSC Group Ins OPEX	CF	9300007096	12/31/2012	251.03
53401200	AWWSC Group Ins OPEX	CF	9300007097	12/31/2012	297.41
53401200	AWWSC Group Ins OPEX	CF	9300007098	12/31/2012	58.57
53401200	AWWSC Group Ins OPEX	CF	9300007099	12/31/2012	14.67
53401200	AWWSC Group Ins OPEX	CF	9300007100	12/31/2012	163.76
53401200	AWWSC Group Ins OPEX	CF	9300007102	12/31/2012	(4.27)
53401200	AWWSC Group Ins OPEX	CF	9300007105	12/31/2012	159.71
53401200	AWWSC Group Ins OPEX	CF	9300007106	12/31/2012	31.19
53401200	AWWSC Group Ins OPEX	CF	9300007107	12/31/2012	159.32
53401200	AWWSC Group Ins OPEX	CF	9300007112	12/31/2012	345.51
53401200	AWWSC Group Ins OPEX	CF	9300007113	12/31/2012	109.92
53401200	AWWSC Group Ins OPEX	CF	9300007114	12/31/2012	96.08
53401200	AWWSC Group Ins OPEX	CF	9300007115	12/31/2012	236.84
53401200	AWWSC Group Ins OPEX	CF	9300007116	12/31/2012	114.87
53401200	AWWSC Group Ins OPEX	CF	9300007117	12/31/2012	117.45
53401200	AWWSC Group Ins OPEX	CF	9300007118	12/31/2012	177.95
53401200	AWWSC Group Ins OPEX	CF	9300007119	12/31/2012	192.60
53401200	AWWSC Group Ins OPEX	CF	9300007120	12/31/2012	560.33
53401200	AWWSC Group Ins OPEX	CF	9300007122	12/31/2012	74.11
53401200	AWWSC Group Ins OPEX	CF	9300007123	12/31/2012	138.82
53401200	AWWSC Group Ins OPEX	CF	9300007124	12/31/2012	15.94
53401200	AWWSC Group Ins OPEX	CF	9300007126	12/31/2012	64.37
53401200	AWWSC Group Ins OPEX	CF	9300007128	12/31/2012	32.41
53401200	AWWSC Group Ins OPEX	CF	9300007129	12/31/2012	3.21
53401200	AWWSC Group Ins OPEX	CF	9300007132	12/31/2012	34.96
53401200	AWWSC Group Ins OPEX	CF	9300007133	12/31/2012	53.25
53401200	AWWSC Group Ins OPEX	CF	9300007137	12/31/2012	(34.05)
53401200	AWWSC Group Ins OPEX	CF	9300007138	12/31/2012	(36.36)
53401200	AWWSC Group Ins OPEX	CF	9300007142	12/31/2012	2.33
53401200	AWWSC Group Ins OPEX	CF	9300007145	12/31/2012	67.44
53401200	AWWSC Group Ins OPEX	CF	9300007146	12/31/2012	220.51
53401200	AWWSC Group Ins OPEX	CF	9300007147	12/31/2012	166.03
53401200	AWWSC Group Ins OPEX	CF	9300007148	12/31/2012	37.30
53401200	AWWSC Group Ins OPEX	CF	9300007149	12/31/2012	277.41
53401200	AWWSC Group Ins OPEX	CF	9300007151	12/31/2012	50.34
53401200	AWWSC Group Ins OPEX	CF	9300007153	12/31/2012	(1.14)
53401200	AWWSC Group Ins OPEX	CF	9300007154	12/31/2012	59.93
53401200	AWWSC Group Ins OPEX	CF	9300007156	12/31/2012	195.05
53401200	AWWSC Group Ins OPEX	CF	9300007159	12/31/2012	369.33
53401200	AWWSC Group Ins OPEX	CF	9300007161	12/31/2012	125.33
53401200	AWWSC Group Ins OPEX	CF	9300007165	12/31/2012	5.87

## Kentucky American Water Company

Case No. 2012-00520

Response to PSC DR1, Item 31

Account	Description	Doc Type	Document Number	Posting Date	Amount
53401200	AWWSC Group Ins OPEX	CF	9300007166	12/31/2012	13.68
53401200	AWWSC Group Ins OPEX	CF	9300007167	12/31/2012	2.47
53401200	AWWSC Group Ins OPEX	CF	9300007168	12/31/2012	0.13
53401200	AWWSC Group Ins OPEX	CF	9300007169	12/31/2012	57.54
53401200	AWWSC Group Ins OPEX	CF	9300007170	12/31/2012	0.07
53401200	AWWSC Group Ins OPEX	CF	9300007172	12/31/2012	196.73
53401200	AWWSC Group Ins OPEX	CF	9300007173	12/31/2012	125.48
53401200	AWWSC Group Ins OPEX	CF	9300007174	12/31/2012	83.43
53401200	AWWSC Group Ins OPEX	CF	9300007176	12/31/2012	250.46
53401200	AWWSC Group Ins OPEX	CF	9300007177	12/31/2012	0.50
53401200	AWWSC Group Ins OPEX	CF	9300007178	12/31/2012	(242.28)
53401200	AWWSC Group Ins OPEX	CF	9300007179	12/31/2012	154.43
53401200	AWWSC Group Ins OPEX	CF	9300007182	12/31/2012	46.85
53401200	AWWSC Group Ins OPEX	CF	9300007184	12/31/2012	86.83
53401200	AWWSC Group Ins OPEX	CF	9300007185	12/31/2012	155.40
53401200	AWWSC Group Ins OPEX	CF	9300007187	12/31/2012	1.82
53401200	AWWSC Group Ins OPEX	CF	9300007188	12/31/2012	224.32
53401200	AWWSC Group Ins OPEX	CF	9300007190	12/31/2012	4.68
53401200	AWWSC Group Ins OPEX	CF	9300007191	12/31/2012	0.74
53401200	AWWSC Group Ins OPEX	CF	9300007192	12/31/2012	90.70
53401200	AWWSC Group Ins OPEX	CF	9300007193	12/31/2012	0.23
53401200	AWWSC Group Ins OPEX	CF	9300007195	12/31/2012	219.76
53401200	AWWSC Group Ins OPEX	CF	9300007196	12/31/2012	451.24
53401200	AWWSC Group Ins OPEX	CF	9300007202	12/31/2012	(115.63)
53401200	AWWSC Group Ins OPEX	CF	9300007203	12/31/2012	3,932.74
53401200	AWWSC Group Ins OPEX	CF	9300007204	12/31/2012	13.42
53401200	AWWSC Group Ins OPEX	CF	9300007205	12/31/2012	740.63
53401200	AWWSC Group Ins OPEX	CF	9300007206	12/31/2012	1.35
53401200	AWWSC Group Ins OPEX	CF	9300007208	12/31/2012	2,430.34
53401200	AWWSC Group Ins OPEX	CF	9300007209	12/31/2012	337.77
53401200	AWWSC Group Ins OPEX	CF	9300007210	12/31/2012	2,534.79
53401200	AWWSC Group Ins OPEX	CF	9300007215	12/31/2012	4.33
53401200	AWWSC Group Ins OPEX	CF	9300007216	12/31/2012	22.77
53401200	AWWSC Group Ins OPEX	CF	9300007217	12/31/2012	(1.86)
53401200	AWWSC Group Ins OPEX	CF	9300007218	12/31/2012	(0.92)
53401200	AWWSC Group Ins OPEX	CF	9300007219	12/31/2012	0.25
53401200	AWWSC Group Ins OPEX	CF	9300007220	12/31/2012	18.93
53401200	AWWSC Group Ins OPEX	CF	9300007221	12/31/2012	23.51
53401200	AWWSC Group Ins OPEX	CF	9300007222	12/31/2012	10.57
53401200	AWWSC Group Ins OPEX	CF	9300007223	12/31/2012	0.09
53401200	AWWSC Group Ins OPEX	CF	9300007233	12/31/2012	(37.38)
53401200	AWWSC Group Ins OPEX	CF	9300007237	12/31/2012	(1,900.05)
53401200	AWWSC Group Ins OPEX	CF	9300007238	12/31/2012	210.20
53401200	AWWSC Group Ins OPEX	CF	9300007240	12/31/2012	190.72
53401200	AWWSC Group Ins OPEX	CF	9300007242	12/31/2012	170.97
53401200	AWWSC Group Ins OPEX	CF	9300007243	12/31/2012	298.57
53401200	AWWSC Group Ins OPEX	CF	9300007244	12/31/2012	120.32
53401200	AWWSC Group Ins OPEX	CF	9300007246	12/31/2012	108.03
53401200	AWWSC Group Ins OPEX	CF	9300007247	12/31/2012	45.68
53401200	AWWSC Group Ins OPEX	CF	9300007249	12/31/2012	6.50
53401200	AWWSC Group Ins OPEX	CF	9300007250	12/31/2012	233.49
53401200	AWWSC Group Ins OPEX	CF	9300007251	12/31/2012	151.39
53401200	AWWSC Group Ins OPEX	CF	9300007253	12/31/2012	216.92

## Kentucky American Water Company

Case No. 2012-00520

Response to PSC DR1, Item 31

Account	Description	Doc Type	Document Number	Posting Date	Amount
53401200	AWWSC Group Ins OPEX	CF	9300007254	12/31/2012	18.15
53401200	AWWSC Group Ins OPEX	CF	9300007255	12/31/2012	70.44
53401200	AWWSC Group Ins OPEX	CF	9300007256	12/31/2012	22.20
53401200	AWWSC Group Ins OPEX	CF	9300007257	12/31/2012	(3,156.21)
53401200	AWWSC Group Ins OPEX	CF	9300007258	12/31/2012	82.31
53401200	AWWSC Group Ins OPEX	CF	9300007259	12/31/2012	(58.20)
53401200	AWWSC Group Ins OPEX	CF	9300007260	12/31/2012	6,705.75
53401200	AWWSC Group Ins OPEX	CF	9300007261	12/31/2012	1,184.93
53401200	AWWSC Group Ins OPEX	CF	9300007265	12/31/2012	(14.31)
53401200	AWWSC Group Ins OPEX	CF	9300007266	12/31/2012	255.65
53401200	AWWSC Group Ins OPEX	CF	9300007267	12/31/2012	185.22
53401200	AWWSC Group Ins OPEX	CF	9300007268	12/31/2012	138.38
53401200	AWWSC Group Ins OPEX	CF	9300007269	12/31/2012	44.04
53401200	AWWSC Group Ins OPEX	CF	9300007270	12/31/2012	202.60
53401200	AWWSC Group Ins OPEX	CF	9300007271	12/31/2012	783.60
53401200	AWWSC Group Ins OPEX	CF	9300007272	12/31/2012	(3.74)
53401200	AWWSC Group Ins OPEX	CF	9300007273	12/31/2012	(0.06)
53401200	AWWSC Group Ins OPEX	CF	9300007274	12/31/2012	164.64
53401200	AWWSC Group Ins OPEX	CF	9300007275	12/31/2012	534.82
53401200	AWWSC Group Ins OPEX	CF	9300007276	12/31/2012	(1,396.11)
53401200	AWWSC Group Ins OPEX	CF	9300007277	12/31/2012	69.90
53401200	AWWSC Group Ins OPEX	CF	9300007415	12/31/2012	296.84
53401200	AWWSC Group Ins OPEX	CF	9300007416	12/31/2012	276.21
53401200	AWWSC Group Ins OPEX	CF	9300007417	12/31/2012	163.29
53401200	AWWSC Group Ins OPEX	CF	9300007418	12/31/2012	(91.17)
53401200	AWWSC Group Ins OPEX	CF	9300007419	12/31/2012	264.88
53401200	AWWSC Group Ins OPEX	CF	9300007420	12/31/2012	400.15
53401200	AWWSC Group Ins OPEX	CF	9300007421	12/31/2012	112.41
53401200	AWWSC Group Ins OPEX	CF	9300007422	12/31/2012	720.78
53401200	AWWSC Group Ins OPEX	CF	9300007423	12/31/2012	5.97
53401200	AWWSC Group Ins OPEX	CF	9300007424	12/31/2012	471.14
53401200	AWWSC Group Ins OPEX	CF	9300007425	12/31/2012	115.74
53401200	AWWSC Group Ins OPEX	CF	9300007426	12/31/2012	532.46
53401200	AWWSC Group Ins OPEX	CF	9300007427	12/31/2012	1,581.50
53401200	AWWSC Group Ins OPEX	CF	9300007428	12/31/2012	738.27
53401200	AWWSC Group Ins OPEX	CF	9300007429	12/31/2012	303.23
53401200	AWWSC Group Ins OPEX	CF	9300007430	12/31/2012	183.86
53401200	AWWSC Group Ins OPEX	CF	9300007431	12/31/2012	111.20
53401200	AWWSC Group Ins OPEX	CF	9300007432	12/31/2012	125.00
53401200	AWWSC Group Ins OPEX	CF	9300007433	12/31/2012	115.46
53401200	AWWSC Group Ins OPEX	CF	9300007434	12/31/2012	668.48
53401200	AWWSC Group Ins OPEX	CF	9300007435	12/31/2012	1,904.18
53401200	AWWSC Group Ins OPEX	CF	9300007436	12/31/2012	(677.93)
53401300	AWWSC Other Ben OPEX	CF	9300006695	12/31/2012	3.17
53401300	AWWSC Other Ben OPEX	CF	9300006696	12/31/2012	0.30
53401300	AWWSC Other Ben OPEX	CF	9300006697	12/31/2012	1.36
53401300	AWWSC Other Ben OPEX	CF	9300006699	12/31/2012	312.54
53401300	AWWSC Other Ben OPEX	CF	9300006701	12/31/2012	1.40
53401300	AWWSC Other Ben OPEX	CF	9300006702	12/31/2012	1.99
53401300	AWWSC Other Ben OPEX	CF	9300006703	12/31/2012	910.42
53401300	AWWSC Other Ben OPEX	CF	9300006704	12/31/2012	(274.32)
53401300	AWWSC Other Ben OPEX	CF	9300006705	12/31/2012	142.70
53401300	AWWSC Other Ben OPEX	CF	9300006719	12/31/2012	(0.40)

## Kentucky American Water Company

Case No. 2012-00520

Response to PSC DR1, Item 31

Account	Description	Doc Type	Document Number	Posting Date	Amount
53401300	AWWSC Other Ben OPEX	CF	9300006720	12/31/2012	(0.83)
53401300	AWWSC Other Ben OPEX	CF	9300006721	12/31/2012	(0.02)
53401300	AWWSC Other Ben OPEX	CF	9300006725	12/31/2012	0.79
53401300	AWWSC Other Ben OPEX	CF	9300006726	12/31/2012	(0.22)
53401300	AWWSC Other Ben OPEX	CF	9300006727	12/31/2012	(7.26)
53401300	AWWSC Other Ben OPEX	CF	9300006728	12/31/2012	(0.03)
53401300	AWWSC Other Ben OPEX	CF	9300006729	12/31/2012	(0.14)
53401300	AWWSC Other Ben OPEX	CF	9300006733	12/31/2012	16.70
53401300	AWWSC Other Ben OPEX	CF	9300006737	12/31/2012	362.64
53401300	AWWSC Other Ben OPEX	CF	9300006738	12/31/2012	(2.66)
53401300	AWWSC Other Ben OPEX	CF	9300006739	12/31/2012	8.12
53401300	AWWSC Other Ben OPEX	CF	9300006742	12/31/2012	0.22
53401300	AWWSC Other Ben OPEX	CF	9300006986	12/31/2012	0.59
53401300	AWWSC Other Ben OPEX	CF	9300006987	12/31/2012	8.92
53401300	AWWSC Other Ben OPEX	CF	9300006988	12/31/2012	5.82
53401300	AWWSC Other Ben OPEX	CF	9300006990	12/31/2012	4.46
53401300	AWWSC Other Ben OPEX	CF	9300006991	12/31/2012	29.93
53401300	AWWSC Other Ben OPEX	CF	9300006992	12/31/2012	60.34
53401300	AWWSC Other Ben OPEX	CF	9300006993	12/31/2012	32.42
53401300	AWWSC Other Ben OPEX	CF	9300006994	12/31/2012	131.82
53401300	AWWSC Other Ben OPEX	CF	9300006995	12/31/2012	79.55
53401300	AWWSC Other Ben OPEX	CF	9300006996	12/31/2012	255.76
53401300	AWWSC Other Ben OPEX	CF	9300006997	12/31/2012	2.56
53401300	AWWSC Other Ben OPEX	CF	9300006998	12/31/2012	114.30
53401300	AWWSC Other Ben OPEX	CF	9300006999	12/31/2012	3,156.32
53401300	AWWSC Other Ben OPEX	CF	9300007000	12/31/2012	2.61
53401300	AWWSC Other Ben OPEX	CF	9300007002	12/31/2012	9.87
53401300	AWWSC Other Ben OPEX	CF	9300007005	12/31/2012	118.74
53401300	AWWSC Other Ben OPEX	CF	9300007006	12/31/2012	(4.55)
53401300	AWWSC Other Ben OPEX	CF	9300007007	12/31/2012	(0.06)
53401300	AWWSC Other Ben OPEX	CF	9300007008	12/31/2012	1.37
53401300	AWWSC Other Ben OPEX	CF	9300007012	12/31/2012	2.25
53401300	AWWSC Other Ben OPEX	CF	9300007013	12/31/2012	55.83
53401300	AWWSC Other Ben OPEX	CF	9300007014	12/31/2012	19.05
53401300	AWWSC Other Ben OPEX	CF	9300007015	12/31/2012	26.68
53401300	AWWSC Other Ben OPEX	CF	9300007020	12/31/2012	9.38
53401300	AWWSC Other Ben OPEX	CF	9300007021	12/31/2012	4.05
53401300	AWWSC Other Ben OPEX	CF	9300007022	12/31/2012	55.81
53401300	AWWSC Other Ben OPEX	CF	9300007024	12/31/2012	118.78
53401300	AWWSC Other Ben OPEX	CF	9300007025	12/31/2012	90.28
53401300	AWWSC Other Ben OPEX	CF	9300007026	12/31/2012	48.22
53401300	AWWSC Other Ben OPEX	CF	9300007027	12/31/2012	70.55
53401300	AWWSC Other Ben OPEX	CF	9300007028	12/31/2012	46.06
53401300	AWWSC Other Ben OPEX	CF	9300007030	12/31/2012	23.17
53401300	AWWSC Other Ben OPEX	CF	9300007031	12/31/2012	23.49
53401300	AWWSC Other Ben OPEX	CF	9300007032	12/31/2012	182.26
53401300	AWWSC Other Ben OPEX	CF	9300007033	12/31/2012	54.06
53401300	AWWSC Other Ben OPEX	CF	9300007034	12/31/2012	20.51
53401300	AWWSC Other Ben OPEX	CF	9300007037	12/31/2012	3.43
53401300	AWWSC Other Ben OPEX	CF	9300007038	12/31/2012	0.47
53401300	AWWSC Other Ben OPEX	CF	9300007039	12/31/2012	1.12
53401300	AWWSC Other Ben OPEX	CF	9300007040	12/31/2012	19.58
53401300	AWWSC Other Ben OPEX	CF	9300007042	12/31/2012	17.04

## Kentucky American Water Company

Case No. 2012-00520

Response to PSC DR1, Item 31

Account	Description	Doc Type	Document Number	Posting Date	Amount
53401300	AWWSC Other Ben OPEX	CF	9300007043	12/31/2012	1.59
53401300	AWWSC Other Ben OPEX	CF	9300007044	12/31/2012	7.07
53401300	AWWSC Other Ben OPEX	CF	9300007045	12/31/2012	3.40
53401300	AWWSC Other Ben OPEX	CF	9300007046	12/31/2012	18.10
53401300	AWWSC Other Ben OPEX	CF	9300007047	12/31/2012	6.21
53401300	AWWSC Other Ben OPEX	CF	9300007049	12/31/2012	1.90
53401300	AWWSC Other Ben OPEX	CF	9300007050	12/31/2012	14.49
53401300	AWWSC Other Ben OPEX	CF	9300007051	12/31/2012	(0.06)
53401300	AWWSC Other Ben OPEX	CF	9300007052	12/31/2012	3.57
53401300	AWWSC Other Ben OPEX	CF	9300007053	12/31/2012	9.26
53401300	AWWSC Other Ben OPEX	CF	9300007054	12/31/2012	5.32
53401300	AWWSC Other Ben OPEX	CF	9300007058	12/31/2012	5.79
53401300	AWWSC Other Ben OPEX	CF	9300007060	12/31/2012	17.83
53401300	AWWSC Other Ben OPEX	CF	9300007061	12/31/2012	2.84
53401300	AWWSC Other Ben OPEX	CF	9300007063	12/31/2012	21.24
53401300	AWWSC Other Ben OPEX	CF	9300007064	12/31/2012	7.02
53401300	AWWSC Other Ben OPEX	CF	9300007065	12/31/2012	82.77
53401300	AWWSC Other Ben OPEX	CF	9300007066	12/31/2012	1.82
53401300	AWWSC Other Ben OPEX	CF	9300007067	12/31/2012	1.79
53401300	AWWSC Other Ben OPEX	CF	9300007073	12/31/2012	0.31
53401300	AWWSC Other Ben OPEX	CF	9300007077	12/31/2012	14.25
53401300	AWWSC Other Ben OPEX	CF	9300007079	12/31/2012	9.96
53401300	AWWSC Other Ben OPEX	CF	9300007086	12/31/2012	11.88
53401300	AWWSC Other Ben OPEX	CF	9300007087	12/31/2012	4.46
53401300	AWWSC Other Ben OPEX	CF	9300007090	12/31/2012	51.89
53401300	AWWSC Other Ben OPEX	CF	9300007091	12/31/2012	28.66
53401300	AWWSC Other Ben OPEX	CF	9300007092	12/31/2012	162.48
53401300	AWWSC Other Ben OPEX	CF	9300007093	12/31/2012	79.71
53401300	AWWSC Other Ben OPEX	CF	9300007094	12/31/2012	32.08
53401300	AWWSC Other Ben OPEX	CF	9300007095	12/31/2012	79.60
53401300	AWWSC Other Ben OPEX	CF	9300007096	12/31/2012	24.09
53401300	AWWSC Other Ben OPEX	CF	9300007097	12/31/2012	84.47
53401300	AWWSC Other Ben OPEX	CF	9300007098	12/31/2012	65.64
53401300	AWWSC Other Ben OPEX	CF	9300007099	12/31/2012	15.34
53401300	AWWSC Other Ben OPEX	CF	9300007100	12/31/2012	128.48
53401300	AWWSC Other Ben OPEX	CF	9300007102	12/31/2012	(1.13)
53401300	AWWSC Other Ben OPEX	CF	9300007104	12/31/2012	38.31
53401300	AWWSC Other Ben OPEX	CF	9300007105	12/31/2012	55.46
53401300	AWWSC Other Ben OPEX	CF	9300007106	12/31/2012	694.85
53401300	AWWSC Other Ben OPEX	CF	9300007107	12/31/2012	125.44
53401300	AWWSC Other Ben OPEX	CF	9300007111	12/31/2012	9.08
53401300	AWWSC Other Ben OPEX	CF	9300007112	12/31/2012	372.09
53401300	AWWSC Other Ben OPEX	CF	9300007113	12/31/2012	116.42
53401300	AWWSC Other Ben OPEX	CF	9300007114	12/31/2012	208.78
53401300	AWWSC Other Ben OPEX	CF	9300007115	12/31/2012	140.86
53401300	AWWSC Other Ben OPEX	CF	9300007116	12/31/2012	44.50
53401300	AWWSC Other Ben OPEX	CF	9300007117	12/31/2012	75.74
53401300	AWWSC Other Ben OPEX	CF	9300007118	12/31/2012	78.08
53401300	AWWSC Other Ben OPEX	CF	9300007119	12/31/2012	89.69
53401300	AWWSC Other Ben OPEX	CF	9300007120	12/31/2012	317.12
53401300	AWWSC Other Ben OPEX	CF	9300007122	12/31/2012	25.65
53401300	AWWSC Other Ben OPEX	CF	9300007123	12/31/2012	124.20
53401300	AWWSC Other Ben OPEX	CF	9300007124	12/31/2012	2,622.51



## Kentucky American Water Company

Case No. 2012-00520

Response to PSC DR1, Item 31

Account	Description	Doc Type	Document Number	Posting Date	Amount
53401300	AWWSC Other Ben OPEX	CF	9300007125	12/31/2012	198.89
53401300	AWWSC Other Ben OPEX	CF	9300007126	12/31/2012	9.29
53401300	AWWSC Other Ben OPEX	CF	9300007128	12/31/2012	4.52
53401300	AWWSC Other Ben OPEX	CF	9300007129	12/31/2012	3.29
53401300	AWWSC Other Ben OPEX	CF	9300007132	12/31/2012	28.08
53401300	AWWSC Other Ben OPEX	CF	9300007133	12/31/2012	29.24
53401300	AWWSC Other Ben OPEX	CF	9300007136	12/31/2012	3.10
53401300	AWWSC Other Ben OPEX	CF	9300007137	12/31/2012	76.23
53401300	AWWSC Other Ben OPEX	CF	9300007138	12/31/2012	(22.54)
53401300	AWWSC Other Ben OPEX	CF	9300007139	12/31/2012	4.30
53401300	AWWSC Other Ben OPEX	CF	9300007142	12/31/2012	7.74
53401300	AWWSC Other Ben OPEX	CF	9300007145	12/31/2012	26.40
53401300	AWWSC Other Ben OPEX	CF	9300007146	12/31/2012	440.14
53401300	AWWSC Other Ben OPEX	CF	9300007147	12/31/2012	67.33
53401300	AWWSC Other Ben OPEX	CF	9300007149	12/31/2012	215.93
53401300	AWWSC Other Ben OPEX	CF	9300007151	12/31/2012	(1.40)
53401300	AWWSC Other Ben OPEX	CF	9300007153	12/31/2012	4.34
53401300	AWWSC Other Ben OPEX	CF	9300007154	12/31/2012	155.22
53401300	AWWSC Other Ben OPEX	CF	9300007156	12/31/2012	53.88
53401300	AWWSC Other Ben OPEX	CF	9300007157	12/31/2012	2.73
53401300	AWWSC Other Ben OPEX	CF	9300007159	12/31/2012	438.02
53401300	AWWSC Other Ben OPEX	CF	9300007160	12/31/2012	4.44
53401300	AWWSC Other Ben OPEX	CF	9300007161	12/31/2012	71.70
53401300	AWWSC Other Ben OPEX	CF	9300007164	12/31/2012	3.18
53401300	AWWSC Other Ben OPEX	CF	9300007165	12/31/2012	4.49
53401300	AWWSC Other Ben OPEX	CF	9300007166	12/31/2012	9.06
53401300	AWWSC Other Ben OPEX	CF	9300007167	12/31/2012	0.76
53401300	AWWSC Other Ben OPEX	CF	9300007168	12/31/2012	1.82
53401300	AWWSC Other Ben OPEX	CF	9300007169	12/31/2012	37.25
53401300	AWWSC Other Ben OPEX	CF	9300007170	12/31/2012	0.97
53401300	AWWSC Other Ben OPEX	CF	9300007172	12/31/2012	310.60
53401300	AWWSC Other Ben OPEX	CF	9300007173	12/31/2012	136.50
53401300	AWWSC Other Ben OPEX	CF	9300007174	12/31/2012	30.28
53401300	AWWSC Other Ben OPEX	CF	9300007176	12/31/2012	167.41
53401300	AWWSC Other Ben OPEX	CF	9300007177	12/31/2012	3.84
53401300	AWWSC Other Ben OPEX	CF	9300007178	12/31/2012	(110.34)
53401300	AWWSC Other Ben OPEX	CF	9300007179	12/31/2012	78.43
53401300	AWWSC Other Ben OPEX	CF	9300007180	12/31/2012	1,312.50
53401300	AWWSC Other Ben OPEX	CF	9300007184	12/31/2012	100.89
53401300	AWWSC Other Ben OPEX	CF	9300007185	12/31/2012	122.85
53401300	AWWSC Other Ben OPEX	CF	9300007187	12/31/2012	2.66
53401300	AWWSC Other Ben OPEX	CF	9300007188	12/31/2012	152.98
53401300	AWWSC Other Ben OPEX	CF	9300007190	12/31/2012	73.29
53401300	AWWSC Other Ben OPEX	CF	9300007191	12/31/2012	9.88
53401300	AWWSC Other Ben OPEX	CF	9300007192	12/31/2012	49.06
53401300	AWWSC Other Ben OPEX	CF	9300007194	12/31/2012	(3.21)
53401300	AWWSC Other Ben OPEX	CF	9300007195	12/31/2012	379.12
53401300	AWWSC Other Ben OPEX	CF	9300007196	12/31/2012	240.25
53401300	AWWSC Other Ben OPEX	CF	9300007202	12/31/2012	(21.15)
53401300	AWWSC Other Ben OPEX	CF	9300007203	12/31/2012	1,411.51
53401300	AWWSC Other Ben OPEX	CF	9300007204	12/31/2012	1.82
53401300	AWWSC Other Ben OPEX	CF	9300007205	12/31/2012	180.17
53401300	AWWSC Other Ben OPEX	CF	9300007208	12/31/2012	464.13

## Kentucky American Water Company

Case No. 2012-00520

Response to PSC DR1, Item 31

Account	Description	Doc Type	Document Number	Posting Date	Amount
53401300	AWWSC Other Ben OPEX	CF	9300007209	12/31/2012	148.89
53401300	AWWSC Other Ben OPEX	CF	9300007210	12/31/2012	642.09
53401300	AWWSC Other Ben OPEX	CF	9300007215	12/31/2012	1.63
53401300	AWWSC Other Ben OPEX	CF	9300007216	12/31/2012	4.20
53401300	AWWSC Other Ben OPEX	CF	9300007217	12/31/2012	(0.25)
53401300	AWWSC Other Ben OPEX	CF	9300007218	12/31/2012	(0.29)
53401300	AWWSC Other Ben OPEX	CF	9300007219	12/31/2012	0.18
53401300	AWWSC Other Ben OPEX	CF	9300007220	12/31/2012	11.86
53401300	AWWSC Other Ben OPEX	CF	9300007221	12/31/2012	4.33
53401300	AWWSC Other Ben OPEX	CF	9300007222	12/31/2012	5.09
53401300	AWWSC Other Ben OPEX	CF	9300007233	12/31/2012	(13.04)
53401300	AWWSC Other Ben OPEX	CF	9300007237	12/31/2012	(394.26)
53401300	AWWSC Other Ben OPEX	CF	9300007238	12/31/2012	596.09
53401300	AWWSC Other Ben OPEX	CF	9300007239	12/31/2012	4.98
53401300	AWWSC Other Ben OPEX	CF	9300007240	12/31/2012	83.33
53401300	AWWSC Other Ben OPEX	CF	9300007242	12/31/2012	55.37
53401300	AWWSC Other Ben OPEX	CF	9300007243	12/31/2012	87.17
53401300	AWWSC Other Ben OPEX	CF	9300007244	12/31/2012	219.15
53401300	AWWSC Other Ben OPEX	CF	9300007245	12/31/2012	(0.64)
53401300	AWWSC Other Ben OPEX	CF	9300007246	12/31/2012	72.20
53401300	AWWSC Other Ben OPEX	CF	9300007247	12/31/2012	73.70
53401300	AWWSC Other Ben OPEX	CF	9300007248	12/31/2012	426.40
53401300	AWWSC Other Ben OPEX	CF	9300007249	12/31/2012	41.40
53401300	AWWSC Other Ben OPEX	CF	9300007250	12/31/2012	148.69
53401300	AWWSC Other Ben OPEX	CF	9300007251	12/31/2012	23.12
53401300	AWWSC Other Ben OPEX	CF	9300007253	12/31/2012	89.49
53401300	AWWSC Other Ben OPEX	CF	9300007254	12/31/2012	3.67
53401300	AWWSC Other Ben OPEX	CF	9300007256	12/31/2012	3.81
53401300	AWWSC Other Ben OPEX	CF	9300007257	12/31/2012	(1,038.52)
53401300	AWWSC Other Ben OPEX	CF	9300007258	12/31/2012	20.30
53401300	AWWSC Other Ben OPEX	CF	9300007259	12/31/2012	(29.49)
53401300	AWWSC Other Ben OPEX	CF	9300007260	12/31/2012	2,610.24
53401300	AWWSC Other Ben OPEX	CF	9300007261	12/31/2012	476.98
53401300	AWWSC Other Ben OPEX	CF	9300007265	12/31/2012	(6.06)
53401300	AWWSC Other Ben OPEX	CF	9300007266	12/31/2012	187.32
53401300	AWWSC Other Ben OPEX	CF	9300007267	12/31/2012	31.43
53401300	AWWSC Other Ben OPEX	CF	9300007268	12/31/2012	21.23
53401300	AWWSC Other Ben OPEX	CF	9300007269	12/31/2012	14.19
53401300	AWWSC Other Ben OPEX	CF	9300007270	12/31/2012	160.49
53401300	AWWSC Other Ben OPEX	CF	9300007271	12/31/2012	343.14
53401300	AWWSC Other Ben OPEX	CF	9300007272	12/31/2012	(0.46)
53401300	AWWSC Other Ben OPEX	CF	9300007273	12/31/2012	(0.95)
53401300	AWWSC Other Ben OPEX	CF	9300007274	12/31/2012	24.97
53401300	AWWSC Other Ben OPEX	CF	9300007275	12/31/2012	68.63
53401300	AWWSC Other Ben OPEX	CF	9300007276	12/31/2012	(608.71)
53401300	AWWSC Other Ben OPEX	CF	9300007277	12/31/2012	16.90
53401300	AWWSC Other Ben OPEX	CF	9300007415	12/31/2012	71.73
53401300	AWWSC Other Ben OPEX	CF	9300007416	12/31/2012	82.06
53401300	AWWSC Other Ben OPEX	CF	9300007417	12/31/2012	32.81
53401300	AWWSC Other Ben OPEX	CF	9300007418	12/31/2012	(4.19)
53401300	AWWSC Other Ben OPEX	CF	9300007419	12/31/2012	160.33
53401300	AWWSC Other Ben OPEX	CF	9300007420	12/31/2012	(16.48)
53401300	AWWSC Other Ben OPEX	CF	9300007421	12/31/2012	43.21

## Kentucky American Water Company

Case No. 2012-00520

Response to PSC DR1, Item 31

Account	Description	Doc Type	Document Number	Posting Date	Amount
53401300	AWWSC Other Ben OPEX	CF	9300007422	12/31/2012	(90.95)
53401300	AWWSC Other Ben OPEX	CF	9300007423	12/31/2012	0.10
53401300	AWWSC Other Ben OPEX	CF	9300007424	12/31/2012	241.82
53401300	AWWSC Other Ben OPEX	CF	9300007425	12/31/2012	42.25
53401300	AWWSC Other Ben OPEX	CF	9300007426	12/31/2012	(27.67)
53401300	AWWSC Other Ben OPEX	CF	9300007427	12/31/2012	74.41
53401300	AWWSC Other Ben OPEX	CF	9300007428	12/31/2012	37.18
53401300	AWWSC Other Ben OPEX	CF	9300007429	12/31/2012	90.36
53401300	AWWSC Other Ben OPEX	CF	9300007430	12/31/2012	55.61
53401300	AWWSC Other Ben OPEX	CF	9300007431	12/31/2012	2.06
53401300	AWWSC Other Ben OPEX	CF	9300007432	12/31/2012	13.36
53401300	AWWSC Other Ben OPEX	CF	9300007433	12/31/2012	(70.68)
53401300	AWWSC Other Ben OPEX	CF	9300007434	12/31/2012	27.71
53401300	AWWSC Other Ben OPEX	CF	9300007435	12/31/2012	75.17
53401300	AWWSC Other Ben OPEX	CF	9300007436	12/31/2012	(298.79)
53401400	AWWSC Cont Svcs OPEX	CF	9300006699	12/31/2012	8,519.84
53401400	AWWSC Cont Svcs OPEX	CF	9300006703	12/31/2012	6,049.24
53401400	AWWSC Cont Svcs OPEX	CF	9300006704	12/31/2012	14.32
53401400	AWWSC Cont Svcs OPEX	CF	9300006705	12/31/2012	59.51
53401400	AWWSC Cont Svcs OPEX	CF	9300006737	12/31/2012	308.48
53401400	AWWSC Cont Svcs OPEX	CF	9300006739	12/31/2012	(0.80)
53401400	AWWSC Cont Svcs OPEX	CF	9300006992	12/31/2012	131.99
53401400	AWWSC Cont Svcs OPEX	CF	9300006994	12/31/2012	47.86
53401400	AWWSC Cont Svcs OPEX	CF	9300006998	12/31/2012	128.46
53401400	AWWSC Cont Svcs OPEX	CF	9300006999	12/31/2012	1,531.88
53401400	AWWSC Cont Svcs OPEX	CF	9300007005	12/31/2012	96.90
53401400	AWWSC Cont Svcs OPEX	CF	9300007010	12/31/2012	725.27
53401400	AWWSC Cont Svcs OPEX	CF	9300007011	12/31/2012	628.93
53401400	AWWSC Cont Svcs OPEX	CF	9300007013	12/31/2012	417.71
53401400	AWWSC Cont Svcs OPEX	CF	9300007017	12/31/2012	379.14
53401400	AWWSC Cont Svcs OPEX	CF	9300007022	12/31/2012	4,828.91
53401400	AWWSC Cont Svcs OPEX	CF	9300007024	12/31/2012	1.14
53401400	AWWSC Cont Svcs OPEX	CF	9300007025	12/31/2012	9,511.69
53401400	AWWSC Cont Svcs OPEX	CF	9300007027	12/31/2012	72.05
53401400	AWWSC Cont Svcs OPEX	CF	9300007028	12/31/2012	9,003.19
53401400	AWWSC Cont Svcs OPEX	CF	9300007031	12/31/2012	687.65
53401400	AWWSC Cont Svcs OPEX	CF	9300007032	12/31/2012	1,934.15
53401400	AWWSC Cont Svcs OPEX	CF	9300007033	12/31/2012	1,027.43
53401400	AWWSC Cont Svcs OPEX	CF	9300007035	12/31/2012	1,690.50
53401400	AWWSC Cont Svcs OPEX	CF	9300007037	12/31/2012	8.38
53401400	AWWSC Cont Svcs OPEX	CF	9300007048	12/31/2012	13,539.70
53401400	AWWSC Cont Svcs OPEX	CF	9300007059	12/31/2012	76.01
53401400	AWWSC Cont Svcs OPEX	CF	9300007061	12/31/2012	5,167.86
53401400	AWWSC Cont Svcs OPEX	CF	9300007062	12/31/2012	11.86
53401400	AWWSC Cont Svcs OPEX	CF	9300007065	12/31/2012	441.97
53401400	AWWSC Cont Svcs OPEX	CF	9300007066	12/31/2012	378.30
53401400	AWWSC Cont Svcs OPEX	CF	9300007089	12/31/2012	9.82
53401400	AWWSC Cont Svcs OPEX	CF	9300007090	12/31/2012	(99.33)
53401400	AWWSC Cont Svcs OPEX	CF	9300007092	12/31/2012	2,740.43
53401400	AWWSC Cont Svcs OPEX	CF	9300007093	12/31/2012	681.91
53401400	AWWSC Cont Svcs OPEX	CF	9300007094	12/31/2012	603.59
53401400	AWWSC Cont Svcs OPEX	CF	9300007095	12/31/2012	2,079.96
53401400	AWWSC Cont Svcs OPEX	CF	9300007096	12/31/2012	2,179.32

## Kentucky American Water Company

Case No. 2012-00520

Response to PSC DR1, Item 31

Account	Description	Doc Type	Document Number	Posting Date	Amount
53401400	AWWSC Cont Svcs OPEX	CF	9300007098	12/31/2012	3,319.35
53401400	AWWSC Cont Svcs OPEX	CF	9300007099	12/31/2012	152.67
53401400	AWWSC Cont Svcs OPEX	CF	9300007100	12/31/2012	2,327.42
53401400	AWWSC Cont Svcs OPEX	CF	9300007102	12/31/2012	88.81
53401400	AWWSC Cont Svcs OPEX	CF	9300007105	12/31/2012	291.30
53401400	AWWSC Cont Svcs OPEX	CF	9300007106	12/31/2012	2.95
53401400	AWWSC Cont Svcs OPEX	CF	9300007107	12/31/2012	2,650.45
53401400	AWWSC Cont Svcs OPEX	CF	9300007112	12/31/2012	87.95
53401400	AWWSC Cont Svcs OPEX	CF	9300007113	12/31/2012	835.05
53401400	AWWSC Cont Svcs OPEX	CF	9300007114	12/31/2012	730.61
53401400	AWWSC Cont Svcs OPEX	CF	9300007115	12/31/2012	6.08
53401400	AWWSC Cont Svcs OPEX	CF	9300007116	12/31/2012	1,536.23
53401400	AWWSC Cont Svcs OPEX	CF	9300007118	12/31/2012	292.23
53401400	AWWSC Cont Svcs OPEX	CF	9300007119	12/31/2012	3,943.16
53401400	AWWSC Cont Svcs OPEX	CF	9300007120	12/31/2012	891.62
53401400	AWWSC Cont Svcs OPEX	CF	9300007123	12/31/2012	4,585.77
53401400	AWWSC Cont Svcs OPEX	CF	9300007124	12/31/2012	3,221.57
53401400	AWWSC Cont Svcs OPEX	CF	9300007126	12/31/2012	539.00
53401400	AWWSC Cont Svcs OPEX	CF	9300007128	12/31/2012	(0.08)
53401400	AWWSC Cont Svcs OPEX	CF	9300007132	12/31/2012	384.90
53401400	AWWSC Cont Svcs OPEX	CF	9300007137	12/31/2012	14.40
53401400	AWWSC Cont Svcs OPEX	CF	9300007140	12/31/2012	120.12
53401400	AWWSC Cont Svcs OPEX	CF	9300007141	12/31/2012	(7.90)
53401400	AWWSC Cont Svcs OPEX	CF	9300007142	12/31/2012	146.48
53401400	AWWSC Cont Svcs OPEX	CF	9300007144	12/31/2012	12,932.92
53401400	AWWSC Cont Svcs OPEX	CF	9300007145	12/31/2012	393.35
53401400	AWWSC Cont Svcs OPEX	CF	9300007146	12/31/2012	1,189.50
53401400	AWWSC Cont Svcs OPEX	CF	9300007147	12/31/2012	1,380.64
53401400	AWWSC Cont Svcs OPEX	CF	9300007149	12/31/2012	888.40
53401400	AWWSC Cont Svcs OPEX	CF	9300007154	12/31/2012	1,625.34
53401400	AWWSC Cont Svcs OPEX	CF	9300007157	12/31/2012	9.59
53401400	AWWSC Cont Svcs OPEX	CF	9300007158	12/31/2012	117.38
53401400	AWWSC Cont Svcs OPEX	CF	9300007159	12/31/2012	2,162.50
53401400	AWWSC Cont Svcs OPEX	CF	9300007160	12/31/2012	9,624.77
53401400	AWWSC Cont Svcs OPEX	CF	9300007161	12/31/2012	240.74
53401400	AWWSC Cont Svcs OPEX	CF	9300007163	12/31/2012	793.10
53401400	AWWSC Cont Svcs OPEX	CF	9300007166	12/31/2012	2,759.96
53401400	AWWSC Cont Svcs OPEX	CF	9300007176	12/31/2012	(4.41)
53401400	AWWSC Cont Svcs OPEX	CF	9300007179	12/31/2012	2,612.62
53401400	AWWSC Cont Svcs OPEX	CF	9300007180	12/31/2012	714.60
53401400	AWWSC Cont Svcs OPEX	CF	9300007184	12/31/2012	327.01
53401400	AWWSC Cont Svcs OPEX	CF	9300007185	12/31/2012	108.27
53401400	AWWSC Cont Svcs OPEX	CF	9300007188	12/31/2012	267.20
53401400	AWWSC Cont Svcs OPEX	CF	9300007190	12/31/2012	717.83
53401400	AWWSC Cont Svcs OPEX	CF	9300007192	12/31/2012	232.49
53401400	AWWSC Cont Svcs OPEX	CF	9300007194	12/31/2012	(0.54)
53401400	AWWSC Cont Svcs OPEX	CF	9300007195	12/31/2012	5,169.61
53401400	AWWSC Cont Svcs OPEX	CF	9300007196	12/31/2012	1,225.00
53401400	AWWSC Cont Svcs OPEX	CF	9300007205	12/31/2012	(887.93)
53401400	AWWSC Cont Svcs OPEX	CF	9300007206	12/31/2012	(94.87)
53401400	AWWSC Cont Svcs OPEX	CF	9300007207	12/31/2012	10.30
53401400	AWWSC Cont Svcs OPEX	CF	9300007208	12/31/2012	7.56
53401400	AWWSC Cont Svcs OPEX	CF	9300007210	12/31/2012	6.82

Kentucky American Water Company  
Case No. 2012-00520  
Response to PSC DR1, Item 31

Account	Description	Doc Type	Document Number	Posting Date	Amount
53401400	AWWSC Cont Svcs OPEX	CF	9300007222	12/31/2012	51.47
53401400	AWWSC Cont Svcs OPEX	CF	9300007227	12/31/2012	150.44
53401400	AWWSC Cont Svcs OPEX	CF	9300007235	12/31/2012	(32.45)
53401400	AWWSC Cont Svcs OPEX	CF	9300007237	12/31/2012	(6.22)
53401400	AWWSC Cont Svcs OPEX	CF	9300007238	12/31/2012	7.41
53401400	AWWSC Cont Svcs OPEX	CF	9300007240	12/31/2012	227.53
53401400	AWWSC Cont Svcs OPEX	CF	9300007246	12/31/2012	886.52
53401400	AWWSC Cont Svcs OPEX	CF	9300007249	12/31/2012	0.93
53401400	AWWSC Cont Svcs OPEX	CF	9300007251	12/31/2012	(26.61)
53401400	AWWSC Cont Svcs OPEX	CF	9300007253	12/31/2012	(6.54)
53401400	AWWSC Cont Svcs OPEX	CF	9300007256	12/31/2012	(175.20)
53401400	AWWSC Cont Svcs OPEX	CF	9300007270	12/31/2012	765.00
53401400	AWWSC Cont Svcs OPEX	CF	9300007271	12/31/2012	2,217.50
53401400	AWWSC Cont Svcs OPEX	CF	9300007415	12/31/2012	(26.31)
53401400	AWWSC Cont Svcs OPEX	CF	9300007418	12/31/2012	13.82
53401400	AWWSC Cont Svcs OPEX	CF	9300007421	12/31/2012	543.51
53401400	AWWSC Cont Svcs OPEX	CF	9300007423	12/31/2012	96.38
53401400	AWWSC Cont Svcs OPEX	CF	9300007426	12/31/2012	208.02
53401400	AWWSC Cont Svcs OPEX	CF	9300007428	12/31/2012	389.41
53401400	AWWSC Cont Svcs OPEX	CF	9300007429	12/31/2012	1.30
53401400	AWWSC Cont Svcs OPEX	CF	9300007432	12/31/2012	(2,451.88)
53401400	AWWSC Cont Svcs OPEX	CF	9300007434	12/31/2012	7.92
53401400	AWWSC Cont Svcs OPEX	CF	9300007435	12/31/2012	(8.44)
53401500	AWWSC Off Suppl OPEX	CF	9300006699	12/31/2012	(864.37)
53401500	AWWSC Off Suppl OPEX	CF	9300006703	12/31/2012	(429.53)
53401500	AWWSC Off Suppl OPEX	CF	9300006705	12/31/2012	0.84
53401500	AWWSC Off Suppl OPEX	CF	9300006722	12/31/2012	75.76
53401500	AWWSC Off Suppl OPEX	CF	9300006731	12/31/2012	1.04
53401500	AWWSC Off Suppl OPEX	CF	9300006734	12/31/2012	107.13
53401500	AWWSC Off Suppl OPEX	CF	9300006736	12/31/2012	6.68
53401500	AWWSC Off Suppl OPEX	CF	9300006737	12/31/2012	36.82
53401500	AWWSC Off Suppl OPEX	CF	9300006739	12/31/2012	47.74
53401500	AWWSC Off Suppl OPEX	CF	9300006740	12/31/2012	(420.52)
53401500	AWWSC Off Suppl OPEX	CF	9300006986	12/31/2012	(499.10)
53401500	AWWSC Off Suppl OPEX	CF	9300006987	12/31/2012	99.26
53401500	AWWSC Off Suppl OPEX	CF	9300006989	12/31/2012	49.58
53401500	AWWSC Off Suppl OPEX	CF	9300006990	12/31/2012	(4.28)
53401500	AWWSC Off Suppl OPEX	CF	9300006991	12/31/2012	(853.82)
53401500	AWWSC Off Suppl OPEX	CF	9300006992	12/31/2012	(7.37)
53401500	AWWSC Off Suppl OPEX	CF	9300006993	12/31/2012	(67.80)
53401500	AWWSC Off Suppl OPEX	CF	9300006994	12/31/2012	183.14
53401500	AWWSC Off Suppl OPEX	CF	9300006995	12/31/2012	46.12
53401500	AWWSC Off Suppl OPEX	CF	9300006996	12/31/2012	(790.18)
53401500	AWWSC Off Suppl OPEX	CF	9300006998	12/31/2012	189.67
53401500	AWWSC Off Suppl OPEX	CF	9300006999	12/31/2012	277.13
53401500	AWWSC Off Suppl OPEX	CF	9300007000	12/31/2012	7.34
53401500	AWWSC Off Suppl OPEX	CF	9300007003	12/31/2012	(11.79)
53401500	AWWSC Off Suppl OPEX	CF	9300007004	12/31/2012	2.72
53401500	AWWSC Off Suppl OPEX	CF	9300007005	12/31/2012	109.62
53401500	AWWSC Off Suppl OPEX	CF	9300007009	12/31/2012	14.40
53401500	AWWSC Off Suppl OPEX	CF	9300007011	12/31/2012	32.97
53401500	AWWSC Off Suppl OPEX	CF	9300007020	12/31/2012	42.23
53401500	AWWSC Off Suppl OPEX	CF	9300007021	12/31/2012	106.23

## Kentucky American Water Company

Case No. 2012-00520

Response to PSC DR1, Item 31

Account	Description	Doc Type	Document Number	Posting Date	Amount
53401500	AWWSC Off Suppl OPEX	CF	9300007022	12/31/2012	582.91
53401500	AWWSC Off Suppl OPEX	CF	9300007023	12/31/2012	1.02
53401500	AWWSC Off Suppl OPEX	CF	9300007024	12/31/2012	17.02
53401500	AWWSC Off Suppl OPEX	CF	9300007025	12/31/2012	1.12
53401500	AWWSC Off Suppl OPEX	CF	9300007026	12/31/2012	101.40
53401500	AWWSC Off Suppl OPEX	CF	9300007027	12/31/2012	241.61
53401500	AWWSC Off Suppl OPEX	CF	9300007028	12/31/2012	47.39
53401500	AWWSC Off Suppl OPEX	CF	9300007031	12/31/2012	339.88
53401500	AWWSC Off Suppl OPEX	CF	9300007032	12/31/2012	(4.44)
53401500	AWWSC Off Suppl OPEX	CF	9300007033	12/31/2012	506.47
53401500	AWWSC Off Suppl OPEX	CF	9300007037	12/31/2012	51.65
53401500	AWWSC Off Suppl OPEX	CF	9300007038	12/31/2012	5.89
53401500	AWWSC Off Suppl OPEX	CF	9300007040	12/31/2012	23.13
53401500	AWWSC Off Suppl OPEX	CF	9300007041	12/31/2012	5.58
53401500	AWWSC Off Suppl OPEX	CF	9300007044	12/31/2012	0.71
53401500	AWWSC Off Suppl OPEX	CF	9300007045	12/31/2012	36.53
53401500	AWWSC Off Suppl OPEX	CF	9300007047	12/31/2012	100.11
53401500	AWWSC Off Suppl OPEX	CF	9300007048	12/31/2012	(646.80)
53401500	AWWSC Off Suppl OPEX	CF	9300007049	12/31/2012	0.87
53401500	AWWSC Off Suppl OPEX	CF	9300007063	12/31/2012	149.81
53401500	AWWSC Off Suppl OPEX	CF	9300007064	12/31/2012	143.85
53401500	AWWSC Off Suppl OPEX	CF	9300007065	12/31/2012	31.31
53401500	AWWSC Off Suppl OPEX	CF	9300007066	12/31/2012	38.45
53401500	AWWSC Off Suppl OPEX	CF	9300007067	12/31/2012	12.14
53401500	AWWSC Off Suppl OPEX	CF	9300007069	12/31/2012	12.18
53401500	AWWSC Off Suppl OPEX	CF	9300007070	12/31/2012	31.11
53401500	AWWSC Off Suppl OPEX	CF	9300007071	12/31/2012	413.11
53401500	AWWSC Off Suppl OPEX	CF	9300007073	12/31/2012	5.85
53401500	AWWSC Off Suppl OPEX	CF	9300007076	12/31/2012	14.64
53401500	AWWSC Off Suppl OPEX	CF	9300007079	12/31/2012	(1.40)
53401500	AWWSC Off Suppl OPEX	CF	9300007081	12/31/2012	(245.10)
53401500	AWWSC Off Suppl OPEX	CF	9300007084	12/31/2012	0.62
53401500	AWWSC Off Suppl OPEX	CF	9300007086	12/31/2012	(33.06)
53401500	AWWSC Off Suppl OPEX	CF	9300007088	12/31/2012	17.61
53401500	AWWSC Off Suppl OPEX	CF	9300007089	12/31/2012	0.29
53401500	AWWSC Off Suppl OPEX	CF	9300007090	12/31/2012	75.69
53401500	AWWSC Off Suppl OPEX	CF	9300007091	12/31/2012	565.91
53401500	AWWSC Off Suppl OPEX	CF	9300007092	12/31/2012	33.37
53401500	AWWSC Off Suppl OPEX	CF	9300007093	12/31/2012	7.03
53401500	AWWSC Off Suppl OPEX	CF	9300007094	12/31/2012	7.24
53401500	AWWSC Off Suppl OPEX	CF	9300007095	12/31/2012	58.74
53401500	AWWSC Off Suppl OPEX	CF	9300007096	12/31/2012	121.32
53401500	AWWSC Off Suppl OPEX	CF	9300007097	12/31/2012	202.47
53401500	AWWSC Off Suppl OPEX	CF	9300007098	12/31/2012	199.63
53401500	AWWSC Off Suppl OPEX	CF	9300007099	12/31/2012	52.11
53401500	AWWSC Off Suppl OPEX	CF	9300007100	12/31/2012	(38.23)
53401500	AWWSC Off Suppl OPEX	CF	9300007101	12/31/2012	5.63
53401500	AWWSC Off Suppl OPEX	CF	9300007103	12/31/2012	(3.68)
53401500	AWWSC Off Suppl OPEX	CF	9300007104	12/31/2012	293.18
53401500	AWWSC Off Suppl OPEX	CF	9300007105	12/31/2012	90.96
53401500	AWWSC Off Suppl OPEX	CF	9300007106	12/31/2012	(10,611.66)
53401500	AWWSC Off Suppl OPEX	CF	9300007107	12/31/2012	(23.35)
53401500	AWWSC Off Suppl OPEX	CF	9300007108	12/31/2012	2.36

## Kentucky American Water Company

Case No. 2012-00520

Response to PSC DR1, Item 31

Account	Description	Doc Type	Document Number	Posting Date	Amount
53401500	AWWSC Off Suppl OPEX	CF	9300007110	12/31/2012	40.43
53401500	AWWSC Off Suppl OPEX	CF	9300007111	12/31/2012	193.25
53401500	AWWSC Off Suppl OPEX	CF	9300007112	12/31/2012	23.66
53401500	AWWSC Off Suppl OPEX	CF	9300007113	12/31/2012	54.65
53401500	AWWSC Off Suppl OPEX	CF	9300007114	12/31/2012	131.72
53401500	AWWSC Off Suppl OPEX	CF	9300007115	12/31/2012	202.72
53401500	AWWSC Off Suppl OPEX	CF	9300007116	12/31/2012	93.86
53401500	AWWSC Off Suppl OPEX	CF	9300007117	12/31/2012	479.91
53401500	AWWSC Off Suppl OPEX	CF	9300007118	12/31/2012	(36.47)
53401500	AWWSC Off Suppl OPEX	CF	9300007119	12/31/2012	(23.36)
53401500	AWWSC Off Suppl OPEX	CF	9300007120	12/31/2012	47.55
53401500	AWWSC Off Suppl OPEX	CF	9300007121	12/31/2012	43.76
53401500	AWWSC Off Suppl OPEX	CF	9300007122	12/31/2012	67.01
53401500	AWWSC Off Suppl OPEX	CF	9300007123	12/31/2012	425.00
53401500	AWWSC Off Suppl OPEX	CF	9300007124	12/31/2012	956.02
53401500	AWWSC Off Suppl OPEX	CF	9300007126	12/31/2012	136.40
53401500	AWWSC Off Suppl OPEX	CF	9300007128	12/31/2012	137.91
53401500	AWWSC Off Suppl OPEX	CF	9300007129	12/31/2012	25.29
53401500	AWWSC Off Suppl OPEX	CF	9300007131	12/31/2012	6.74
53401500	AWWSC Off Suppl OPEX	CF	9300007132	12/31/2012	43.96
53401500	AWWSC Off Suppl OPEX	CF	9300007133	12/31/2012	6.95
53401500	AWWSC Off Suppl OPEX	CF	9300007134	12/31/2012	22.07
53401500	AWWSC Off Suppl OPEX	CF	9300007135	12/31/2012	272.27
53401500	AWWSC Off Suppl OPEX	CF	9300007136	12/31/2012	24.46
53401500	AWWSC Off Suppl OPEX	CF	9300007137	12/31/2012	193.62
53401500	AWWSC Off Suppl OPEX	CF	9300007138	12/31/2012	64.33
53401500	AWWSC Off Suppl OPEX	CF	9300007139	12/31/2012	54.69
53401500	AWWSC Off Suppl OPEX	CF	9300007142	12/31/2012	744.92
53401500	AWWSC Off Suppl OPEX	CF	9300007145	12/31/2012	(31.48)
53401500	AWWSC Off Suppl OPEX	CF	9300007146	12/31/2012	380.56
53401500	AWWSC Off Suppl OPEX	CF	9300007147	12/31/2012	132.90
53401500	AWWSC Off Suppl OPEX	CF	9300007148	12/31/2012	12.76
53401500	AWWSC Off Suppl OPEX	CF	9300007149	12/31/2012	72.86
53401500	AWWSC Off Suppl OPEX	CF	9300007150	12/31/2012	292.52
53401500	AWWSC Off Suppl OPEX	CF	9300007151	12/31/2012	196.11
53401500	AWWSC Off Suppl OPEX	CF	9300007153	12/31/2012	2.05
53401500	AWWSC Off Suppl OPEX	CF	9300007154	12/31/2012	216.18
53401500	AWWSC Off Suppl OPEX	CF	9300007155	12/31/2012	1.31
53401500	AWWSC Off Suppl OPEX	CF	9300007156	12/31/2012	(86.38)
53401500	AWWSC Off Suppl OPEX	CF	9300007157	12/31/2012	345.07
53401500	AWWSC Off Suppl OPEX	CF	9300007158	12/31/2012	0.43
53401500	AWWSC Off Suppl OPEX	CF	9300007159	12/31/2012	149.63
53401500	AWWSC Off Suppl OPEX	CF	9300007161	12/31/2012	119.46
53401500	AWWSC Off Suppl OPEX	CF	9300007162	12/31/2012	39.68
53401500	AWWSC Off Suppl OPEX	CF	9300007164	12/31/2012	22.06
53401500	AWWSC Off Suppl OPEX	CF	9300007166	12/31/2012	1.16
53401500	AWWSC Off Suppl OPEX	CF	9300007172	12/31/2012	1,452.04
53401500	AWWSC Off Suppl OPEX	CF	9300007173	12/31/2012	1,011.13
53401500	AWWSC Off Suppl OPEX	CF	9300007175	12/31/2012	26.00
53401500	AWWSC Off Suppl OPEX	CF	9300007176	12/31/2012	(39.54)
53401500	AWWSC Off Suppl OPEX	CF	9300007178	12/31/2012	(24.01)
53401500	AWWSC Off Suppl OPEX	CF	9300007179	12/31/2012	(10.58)
53401500	AWWSC Off Suppl OPEX	CF	9300007182	12/31/2012	98.94

## Kentucky American Water Company

Case No. 2012-00520

Response to PSC DR1, Item 31

Account	Description	Doc Type	Document Number	Posting Date	Amount
53401500	AWWSC Off Suppl OPEX	CF	9300007184	12/31/2012	70.06
53401500	AWWSC Off Suppl OPEX	CF	9300007185	12/31/2012	91.45
53401500	AWWSC Off Suppl OPEX	CF	9300007186	12/31/2012	0.49
53401500	AWWSC Off Suppl OPEX	CF	9300007190	12/31/2012	716.86
53401500	AWWSC Off Suppl OPEX	CF	9300007191	12/31/2012	7.63
53401500	AWWSC Off Suppl OPEX	CF	9300007192	12/31/2012	1,833.61
53401500	AWWSC Off Suppl OPEX	CF	9300007193	12/31/2012	25.28
53401500	AWWSC Off Suppl OPEX	CF	9300007195	12/31/2012	132.36
53401500	AWWSC Off Suppl OPEX	CF	9300007196	12/31/2012	63.85
53401500	AWWSC Off Suppl OPEX	CF	9300007197	12/31/2012	1.01
53401500	AWWSC Off Suppl OPEX	CF	9300007203	12/31/2012	387.30
53401500	AWWSC Off Suppl OPEX	CF	9300007205	12/31/2012	1,891.58
53401500	AWWSC Off Suppl OPEX	CF	9300007208	12/31/2012	477.20
53401500	AWWSC Off Suppl OPEX	CF	9300007209	12/31/2012	607.38
53401500	AWWSC Off Suppl OPEX	CF	9300007210	12/31/2012	730.90
53401500	AWWSC Off Suppl OPEX	CF	9300007211	12/31/2012	4.53
53401500	AWWSC Off Suppl OPEX	CF	9300007212	12/31/2012	(0.05)
53401500	AWWSC Off Suppl OPEX	CF	9300007213	12/31/2012	(0.28)
53401500	AWWSC Off Suppl OPEX	CF	9300007214	12/31/2012	(2.01)
53401500	AWWSC Off Suppl OPEX	CF	9300007215	12/31/2012	10.01
53401500	AWWSC Off Suppl OPEX	CF	9300007220	12/31/2012	38.75
53401500	AWWSC Off Suppl OPEX	CF	9300007221	12/31/2012	14.97
53401500	AWWSC Off Suppl OPEX	CF	9300007222	12/31/2012	16.55
53401500	AWWSC Off Suppl OPEX	CF	9300007224	12/31/2012	63.82
53401500	AWWSC Off Suppl OPEX	CF	9300007225	12/31/2012	158.26
53401500	AWWSC Off Suppl OPEX	CF	9300007226	12/31/2012	(768.28)
53401500	AWWSC Off Suppl OPEX	CF	9300007228	12/31/2012	0.14
53401500	AWWSC Off Suppl OPEX	CF	9300007230	12/31/2012	109.51
53401500	AWWSC Off Suppl OPEX	CF	9300007235	12/31/2012	(281.97)
53401500	AWWSC Off Suppl OPEX	CF	9300007237	12/31/2012	385.10
53401500	AWWSC Off Suppl OPEX	CF	9300007238	12/31/2012	409.10
53401500	AWWSC Off Suppl OPEX	CF	9300007240	12/31/2012	(51.42)
53401500	AWWSC Off Suppl OPEX	CF	9300007242	12/31/2012	(123.03)
53401500	AWWSC Off Suppl OPEX	CF	9300007243	12/31/2012	428.87
53401500	AWWSC Off Suppl OPEX	CF	9300007244	12/31/2012	(571.43)
53401500	AWWSC Off Suppl OPEX	CF	9300007246	12/31/2012	(32.41)
53401500	AWWSC Off Suppl OPEX	CF	9300007249	12/31/2012	25.52
53401500	AWWSC Off Suppl OPEX	CF	9300007250	12/31/2012	(1,091.86)
53401500	AWWSC Off Suppl OPEX	CF	9300007251	12/31/2012	(745.34)
53401500	AWWSC Off Suppl OPEX	CF	9300007253	12/31/2012	(160.08)
53401500	AWWSC Off Suppl OPEX	CF	9300007254	12/31/2012	(210.43)
53401500	AWWSC Off Suppl OPEX	CF	9300007256	12/31/2012	28.93
53401500	AWWSC Off Suppl OPEX	CF	9300007257	12/31/2012	151.49
53401500	AWWSC Off Suppl OPEX	CF	9300007259	12/31/2012	194.91
53401500	AWWSC Off Suppl OPEX	CF	9300007260	12/31/2012	1,364.02
53401500	AWWSC Off Suppl OPEX	CF	9300007261	12/31/2012	170.38
53401500	AWWSC Off Suppl OPEX	CF	9300007262	12/31/2012	830.19
53401500	AWWSC Off Suppl OPEX	CF	9300007276	12/31/2012	596.67
53401500	AWWSC Off Suppl OPEX	CF	9300007415	12/31/2012	149.05
53401500	AWWSC Off Suppl OPEX	CF	9300007416	12/31/2012	(71.08)
53401500	AWWSC Off Suppl OPEX	CF	9300007417	12/31/2012	24.44
53401500	AWWSC Off Suppl OPEX	CF	9300007418	12/31/2012	(122.75)
53401500	AWWSC Off Suppl OPEX	CF	9300007419	12/31/2012	(152.18)



## Kentucky American Water Company

Case No. 2012-00520

Response to PSC DR1, Item 31

Account	Description	Doc Type	Document Number	Posting Date	Amount
53401500	AWWSC Off Suppl OPEX	CF	9300007420	12/31/2012	(340.99)
53401500	AWWSC Off Suppl OPEX	CF	9300007421	12/31/2012	(44.19)
53401500	AWWSC Off Suppl OPEX	CF	9300007422	12/31/2012	(74.55)
53401500	AWWSC Off Suppl OPEX	CF	9300007423	12/31/2012	444.83
53401500	AWWSC Off Suppl OPEX	CF	9300007424	12/31/2012	(3.02)
53401500	AWWSC Off Suppl OPEX	CF	9300007425	12/31/2012	(14.02)
53401500	AWWSC Off Suppl OPEX	CF	9300007426	12/31/2012	(68.31)
53401500	AWWSC Off Suppl OPEX	CF	9300007427	12/31/2012	(302.22)
53401500	AWWSC Off Suppl OPEX	CF	9300007428	12/31/2012	985.15
53401500	AWWSC Off Suppl OPEX	CF	9300007429	12/31/2012	1,025.26
53401500	AWWSC Off Suppl OPEX	CF	9300007430	12/31/2012	(7.36)
53401500	AWWSC Off Suppl OPEX	CF	9300007431	12/31/2012	(103.14)
53401500	AWWSC Off Suppl OPEX	CF	9300007432	12/31/2012	15.44
53401500	AWWSC Off Suppl OPEX	CF	9300007433	12/31/2012	(49.53)
53401500	AWWSC Off Suppl OPEX	CF	9300007434	12/31/2012	(190.20)
53401500	AWWSC Off Suppl OPEX	CF	9300007435	12/31/2012	(1,168.98)
53401500	AWWSC Off Suppl OPEX	CF	9300007436	12/31/2012	508.28
53401700	AWWSC Rents OPEX	CF	9300006988	12/31/2012	79.39
53401700	AWWSC Rents OPEX	CF	9300007121	12/31/2012	267.66
53401700	AWWSC Rents OPEX	CF	9300007128	12/31/2012	137.87
53401700	AWWSC Rents OPEX	CF	9300007196	12/31/2012	26.39
53401700	AWWSC Rents OPEX	CF	9300007205	12/31/2012	19.32
53401700	AWWSC Rents OPEX	CF	9300007208	12/31/2012	42.89
53401700	AWWSC Rents OPEX	CF	9300007236	12/31/2012	1,519.14
53401700	AWWSC Rents OPEX	CF	9300007239	12/31/2012	29.88
53401700	AWWSC Rents OPEX	CF	9300007240	12/31/2012	99.28
53401700	AWWSC Rents OPEX	CF	9300007242	12/31/2012	12.28
53401700	AWWSC Rents OPEX	CF	9300007243	12/31/2012	478.29
53401700	AWWSC Rents OPEX	CF	9300007244	12/31/2012	431.31
53401700	AWWSC Rents OPEX	CF	9300007415	12/31/2012	3,188.58
53401700	AWWSC Rents OPEX	CF	9300007423	12/31/2012	4,798.75
53401700	AWWSC Rents OPEX	CF	9300007425	12/31/2012	289.30
53401700	AWWSC Rents OPEX	CF	9300007428	12/31/2012	3,358.74
53401700	AWWSC Rents OPEX	CF	9300007429	12/31/2012	4,595.53
53401700	AWWSC Rents OPEX	CF	9300007430	12/31/2012	20.66
53401700	AWWSC Rents OPEX	CF	9300007432	12/31/2012	606.46
53401700	AWWSC Rents OPEX	CF	9300007434	12/31/2012	3,542.35
53401700	AWWSC Rents OPEX	CF	9300007435	12/31/2012	1,648.90
53401700	AWWSC Rents OPEX	CF	9300007436	12/31/2012	15.72
53402100	AWWSC Oth O&M OPEX	CF	9300006694	12/31/2012	0.58
53402100	AWWSC Oth O&M OPEX	CF	9300006699	12/31/2012	32.98
53402100	AWWSC Oth O&M OPEX	CF	9300006700	12/31/2012	9.19
53402100	AWWSC Oth O&M OPEX	CF	9300006703	12/31/2012	(3.37)
53402100	AWWSC Oth O&M OPEX	CF	9300006722	12/31/2012	4.21
53402100	AWWSC Oth O&M OPEX	CF	9300006737	12/31/2012	49.22
53402100	AWWSC Oth O&M OPEX	CF	9300006739	12/31/2012	(169.56)
53402100	AWWSC Oth O&M OPEX	CF	9300006740	12/31/2012	0.59
53402100	AWWSC Oth O&M OPEX	CF	9300006741	12/31/2012	167.50
53402100	AWWSC Oth O&M OPEX	CF	9300006986	12/31/2012	12.13
53402100	AWWSC Oth O&M OPEX	CF	9300006987	12/31/2012	1.97
53402100	AWWSC Oth O&M OPEX	CF	9300006988	12/31/2012	550.22
53402100	AWWSC Oth O&M OPEX	CF	9300006990	12/31/2012	(5.74)
53402100	AWWSC Oth O&M OPEX	CF	9300006991	12/31/2012	(13.29)

## Kentucky American Water Company

Case No. 2012-00520

Response to PSC DR1, Item 31

Account	Description	Doc Type	Document Number	Posting Date	Amount
53402100	AWWSC Oth O&M OPEX	CF	9300006992	12/31/2012	154.81
53402100	AWWSC Oth O&M OPEX	CF	9300006993	12/31/2012	49.14
53402100	AWWSC Oth O&M OPEX	CF	9300006994	12/31/2012	387.01
53402100	AWWSC Oth O&M OPEX	CF	9300006995	12/31/2012	(36.05)
53402100	AWWSC Oth O&M OPEX	CF	9300006996	12/31/2012	(13.01)
53402100	AWWSC Oth O&M OPEX	CF	9300006998	12/31/2012	96.56
53402100	AWWSC Oth O&M OPEX	CF	9300006999	12/31/2012	84.74
53402100	AWWSC Oth O&M OPEX	CF	9300007001	12/31/2012	(0.31)
53402100	AWWSC Oth O&M OPEX	CF	9300007004	12/31/2012	0.53
53402100	AWWSC Oth O&M OPEX	CF	9300007005	12/31/2012	45.25
53402100	AWWSC Oth O&M OPEX	CF	9300007008	12/31/2012	(372.42)
53402100	AWWSC Oth O&M OPEX	CF	9300007009	12/31/2012	1.96
53402100	AWWSC Oth O&M OPEX	CF	9300007014	12/31/2012	3.10
53402100	AWWSC Oth O&M OPEX	CF	9300007015	12/31/2012	11.32
53402100	AWWSC Oth O&M OPEX	CF	9300007018	12/31/2012	0.50
53402100	AWWSC Oth O&M OPEX	CF	9300007019	12/31/2012	(1.39)
53402100	AWWSC Oth O&M OPEX	CF	9300007021	12/31/2012	24.39
53402100	AWWSC Oth O&M OPEX	CF	9300007022	12/31/2012	252.07
53402100	AWWSC Oth O&M OPEX	CF	9300007024	12/31/2012	10.13
53402100	AWWSC Oth O&M OPEX	CF	9300007025	12/31/2012	433.69
53402100	AWWSC Oth O&M OPEX	CF	9300007026	12/31/2012	9.14
53402100	AWWSC Oth O&M OPEX	CF	9300007027	12/31/2012	64.86
53402100	AWWSC Oth O&M OPEX	CF	9300007028	12/31/2012	39.99
53402100	AWWSC Oth O&M OPEX	CF	9300007029	12/31/2012	2.31
53402100	AWWSC Oth O&M OPEX	CF	9300007030	12/31/2012	6.99
53402100	AWWSC Oth O&M OPEX	CF	9300007031	12/31/2012	2,227.47
53402100	AWWSC Oth O&M OPEX	CF	9300007032	12/31/2012	30.35
53402100	AWWSC Oth O&M OPEX	CF	9300007033	12/31/2012	(1,442.05)
53402100	AWWSC Oth O&M OPEX	CF	9300007034	12/31/2012	(1.67)
53402100	AWWSC Oth O&M OPEX	CF	9300007036	12/31/2012	(0.63)
53402100	AWWSC Oth O&M OPEX	CF	9300007037	12/31/2012	18.08
53402100	AWWSC Oth O&M OPEX	CF	9300007040	12/31/2012	6.41
53402100	AWWSC Oth O&M OPEX	CF	9300007041	12/31/2012	17.65
53402100	AWWSC Oth O&M OPEX	CF	9300007045	12/31/2012	(677.26)
53402100	AWWSC Oth O&M OPEX	CF	9300007046	12/31/2012	(1,136.33)
53402100	AWWSC Oth O&M OPEX	CF	9300007047	12/31/2012	(1,444.17)
53402100	AWWSC Oth O&M OPEX	CF	9300007049	12/31/2012	(692.20)
53402100	AWWSC Oth O&M OPEX	CF	9300007051	12/31/2012	(395.00)
53402100	AWWSC Oth O&M OPEX	CF	9300007060	12/31/2012	6.17
53402100	AWWSC Oth O&M OPEX	CF	9300007061	12/31/2012	4.77
53402100	AWWSC Oth O&M OPEX	CF	9300007063	12/31/2012	11.72
53402100	AWWSC Oth O&M OPEX	CF	9300007064	12/31/2012	6.30
53402100	AWWSC Oth O&M OPEX	CF	9300007065	12/31/2012	62.25
53402100	AWWSC Oth O&M OPEX	CF	9300007068	12/31/2012	2.58
53402100	AWWSC Oth O&M OPEX	CF	9300007069	12/31/2012	5.21
53402100	AWWSC Oth O&M OPEX	CF	9300007070	12/31/2012	1.54
53402100	AWWSC Oth O&M OPEX	CF	9300007071	12/31/2012	47.05
53402100	AWWSC Oth O&M OPEX	CF	9300007075	12/31/2012	1.11
53402100	AWWSC Oth O&M OPEX	CF	9300007076	12/31/2012	1.06
53402100	AWWSC Oth O&M OPEX	CF	9300007077	12/31/2012	5.78
53402100	AWWSC Oth O&M OPEX	CF	9300007079	12/31/2012	6.13
53402100	AWWSC Oth O&M OPEX	CF	9300007080	12/31/2012	23.64
53402100	AWWSC Oth O&M OPEX	CF	9300007085	12/31/2012	0.10

## Kentucky American Water Company

Case No. 2012-00520

Response to PSC DR1, Item 31

Account	Description	Doc Type	Document Number	Posting Date	Amount
53402100	AWWSC Oth O&M OPEX	CF	9300007088	12/31/2012	0.46
53402100	AWWSC Oth O&M OPEX	CF	9300007089	12/31/2012	1.15
53402100	AWWSC Oth O&M OPEX	CF	9300007090	12/31/2012	28.42
53402100	AWWSC Oth O&M OPEX	CF	9300007091	12/31/2012	33.31
53402100	AWWSC Oth O&M OPEX	CF	9300007092	12/31/2012	(727.14)
53402100	AWWSC Oth O&M OPEX	CF	9300007094	12/31/2012	7.69
53402100	AWWSC Oth O&M OPEX	CF	9300007095	12/31/2012	1.42
53402100	AWWSC Oth O&M OPEX	CF	9300007096	12/31/2012	(56.47)
53402100	AWWSC Oth O&M OPEX	CF	9300007097	12/31/2012	30.89
53402100	AWWSC Oth O&M OPEX	CF	9300007098	12/31/2012	14.24
53402100	AWWSC Oth O&M OPEX	CF	9300007099	12/31/2012	3.71
53402100	AWWSC Oth O&M OPEX	CF	9300007100	12/31/2012	(6.85)
53402100	AWWSC Oth O&M OPEX	CF	9300007101	12/31/2012	3.42
53402100	AWWSC Oth O&M OPEX	CF	9300007104	12/31/2012	104.49
53402100	AWWSC Oth O&M OPEX	CF	9300007105	12/31/2012	0.39
53402100	AWWSC Oth O&M OPEX	CF	9300007106	12/31/2012	(6,767.41)
53402100	AWWSC Oth O&M OPEX	CF	9300007107	12/31/2012	238.87
53402100	AWWSC Oth O&M OPEX	CF	9300007109	12/31/2012	1.13
53402100	AWWSC Oth O&M OPEX	CF	9300007110	12/31/2012	2.07
53402100	AWWSC Oth O&M OPEX	CF	9300007111	12/31/2012	8.78
53402100	AWWSC Oth O&M OPEX	CF	9300007112	12/31/2012	41.59
53402100	AWWSC Oth O&M OPEX	CF	9300007113	12/31/2012	113.83
53402100	AWWSC Oth O&M OPEX	CF	9300007114	12/31/2012	32.43
53402100	AWWSC Oth O&M OPEX	CF	9300007115	12/31/2012	83.96
53402100	AWWSC Oth O&M OPEX	CF	9300007116	12/31/2012	16.20
53402100	AWWSC Oth O&M OPEX	CF	9300007117	12/31/2012	29.82
53402100	AWWSC Oth O&M OPEX	CF	9300007118	12/31/2012	2,364.25
53402100	AWWSC Oth O&M OPEX	CF	9300007119	12/31/2012	1,890.25
53402100	AWWSC Oth O&M OPEX	CF	9300007120	12/31/2012	86.91
53402100	AWWSC Oth O&M OPEX	CF	9300007121	12/31/2012	7.91
53402100	AWWSC Oth O&M OPEX	CF	9300007122	12/31/2012	25.13
53402100	AWWSC Oth O&M OPEX	CF	9300007123	12/31/2012	241.12
53402100	AWWSC Oth O&M OPEX	CF	9300007124	12/31/2012	1,492.62
53402100	AWWSC Oth O&M OPEX	CF	9300007125	12/31/2012	9.91
53402100	AWWSC Oth O&M OPEX	CF	9300007126	12/31/2012	8.96
53402100	AWWSC Oth O&M OPEX	CF	9300007127	12/31/2012	3.58
53402100	AWWSC Oth O&M OPEX	CF	9300007128	12/31/2012	446.26
53402100	AWWSC Oth O&M OPEX	CF	9300007129	12/31/2012	6.20
53402100	AWWSC Oth O&M OPEX	CF	9300007130	12/31/2012	47.04
53402100	AWWSC Oth O&M OPEX	CF	9300007132	12/31/2012	0.04
53402100	AWWSC Oth O&M OPEX	CF	9300007133	12/31/2012	16.12
53402100	AWWSC Oth O&M OPEX	CF	9300007135	12/31/2012	11.82
53402100	AWWSC Oth O&M OPEX	CF	9300007136	12/31/2012	3.79
53402100	AWWSC Oth O&M OPEX	CF	9300007137	12/31/2012	21.55
53402100	AWWSC Oth O&M OPEX	CF	9300007138	12/31/2012	5.66
53402100	AWWSC Oth O&M OPEX	CF	9300007139	12/31/2012	133.02
53402100	AWWSC Oth O&M OPEX	CF	9300007142	12/31/2012	41.91
53402100	AWWSC Oth O&M OPEX	CF	9300007145	12/31/2012	26.85
53402100	AWWSC Oth O&M OPEX	CF	9300007146	12/31/2012	131.13
53402100	AWWSC Oth O&M OPEX	CF	9300007147	12/31/2012	296.19
53402100	AWWSC Oth O&M OPEX	CF	9300007148	12/31/2012	7.78
53402100	AWWSC Oth O&M OPEX	CF	9300007149	12/31/2012	19.23
53402100	AWWSC Oth O&M OPEX	CF	9300007151	12/31/2012	330.49

## Kentucky American Water Company

Case No. 2012-00520

Response to PSC DR1, Item 31

Account	Description	Doc Type	Document Number	Posting Date	Amount
53402100	AWWSC Oth O&M OPEX	CF	9300007153	12/31/2012	8.41
53402100	AWWSC Oth O&M OPEX	CF	9300007154	12/31/2012	304.00
53402100	AWWSC Oth O&M OPEX	CF	9300007156	12/31/2012	19.00
53402100	AWWSC Oth O&M OPEX	CF	9300007157	12/31/2012	32.72
53402100	AWWSC Oth O&M OPEX	CF	9300007158	12/31/2012	0.77
53402100	AWWSC Oth O&M OPEX	CF	9300007159	12/31/2012	2,609.53
53402100	AWWSC Oth O&M OPEX	CF	9300007160	12/31/2012	(21.18)
53402100	AWWSC Oth O&M OPEX	CF	9300007161	12/31/2012	(6.61)
53402100	AWWSC Oth O&M OPEX	CF	9300007162	12/31/2012	0.92
53402100	AWWSC Oth O&M OPEX	CF	9300007163	12/31/2012	(12.58)
53402100	AWWSC Oth O&M OPEX	CF	9300007164	12/31/2012	11.58
53402100	AWWSC Oth O&M OPEX	CF	9300007171	12/31/2012	7.93
53402100	AWWSC Oth O&M OPEX	CF	9300007172	12/31/2012	1.51
53402100	AWWSC Oth O&M OPEX	CF	9300007176	12/31/2012	(9.06)
53402100	AWWSC Oth O&M OPEX	CF	9300007178	12/31/2012	(42.06)
53402100	AWWSC Oth O&M OPEX	CF	9300007179	12/31/2012	6.17
53402100	AWWSC Oth O&M OPEX	CF	9300007181	12/31/2012	235.82
53402100	AWWSC Oth O&M OPEX	CF	9300007182	12/31/2012	1.26
53402100	AWWSC Oth O&M OPEX	CF	9300007183	12/31/2012	7.37
53402100	AWWSC Oth O&M OPEX	CF	9300007184	12/31/2012	27.97
53402100	AWWSC Oth O&M OPEX	CF	9300007185	12/31/2012	680.55
53402100	AWWSC Oth O&M OPEX	CF	9300007188	12/31/2012	(1.72)
53402100	AWWSC Oth O&M OPEX	CF	9300007189	12/31/2012	1,136.22
53402100	AWWSC Oth O&M OPEX	CF	9300007190	12/31/2012	1.32
53402100	AWWSC Oth O&M OPEX	CF	9300007192	12/31/2012	74.28
53402100	AWWSC Oth O&M OPEX	CF	9300007195	12/31/2012	745.64
53402100	AWWSC Oth O&M OPEX	CF	9300007196	12/31/2012	183.51
53402100	AWWSC Oth O&M OPEX	CF	9300007205	12/31/2012	887.50
53402100	AWWSC Oth O&M OPEX	CF	9300007208	12/31/2012	169.62
53402100	AWWSC Oth O&M OPEX	CF	9300007209	12/31/2012	50.14
53402100	AWWSC Oth O&M OPEX	CF	9300007210	12/31/2012	48.82
53402100	AWWSC Oth O&M OPEX	CF	9300007216	12/31/2012	0.59
53402100	AWWSC Oth O&M OPEX	CF	9300007220	12/31/2012	2.61
53402100	AWWSC Oth O&M OPEX	CF	9300007221	12/31/2012	3.96
53402100	AWWSC Oth O&M OPEX	CF	9300007222	12/31/2012	(261.65)
53402100	AWWSC Oth O&M OPEX	CF	9300007225	12/31/2012	25.63
53402100	AWWSC Oth O&M OPEX	CF	9300007226	12/31/2012	(9.12)
53402100	AWWSC Oth O&M OPEX	CF	9300007229	12/31/2012	15.05
53402100	AWWSC Oth O&M OPEX	CF	9300007231	12/31/2012	19.80
53402100	AWWSC Oth O&M OPEX	CF	9300007232	12/31/2012	11.98
53402100	AWWSC Oth O&M OPEX	CF	9300007233	12/31/2012	18.49
53402100	AWWSC Oth O&M OPEX	CF	9300007234	12/31/2012	2.02
53402100	AWWSC Oth O&M OPEX	CF	9300007235	12/31/2012	(10.69)
53402100	AWWSC Oth O&M OPEX	CF	9300007237	12/31/2012	70.10
53402100	AWWSC Oth O&M OPEX	CF	9300007238	12/31/2012	7,550.59
53402100	AWWSC Oth O&M OPEX	CF	9300007239	12/31/2012	4.71
53402100	AWWSC Oth O&M OPEX	CF	9300007240	12/31/2012	(11.03)
53402100	AWWSC Oth O&M OPEX	CF	9300007241	12/31/2012	8.48
53402100	AWWSC Oth O&M OPEX	CF	9300007242	12/31/2012	167.35
53402100	AWWSC Oth O&M OPEX	CF	9300007243	12/31/2012	19.10
53402100	AWWSC Oth O&M OPEX	CF	9300007244	12/31/2012	92.03
53402100	AWWSC Oth O&M OPEX	CF	9300007245	12/31/2012	(42.24)
53402100	AWWSC Oth O&M OPEX	CF	9300007249	12/31/2012	6.12

## Kentucky American Water Company

Case No. 2012-00520

Response to PSC DR1, Item 31

Account	Description	Doc Type	Document Number	Posting Date	Amount
53402100	AWWSC Oth O&M OPEX	CF	9300007250	12/31/2012	(49.05)
53402100	AWWSC Oth O&M OPEX	CF	9300007251	12/31/2012	(25.04)
53402100	AWWSC Oth O&M OPEX	CF	9300007252	12/31/2012	27.50
53402100	AWWSC Oth O&M OPEX	CF	9300007253	12/31/2012	(10.04)
53402100	AWWSC Oth O&M OPEX	CF	9300007254	12/31/2012	(8.61)
53402100	AWWSC Oth O&M OPEX	CF	9300007256	12/31/2012	1.07
53402100	AWWSC Oth O&M OPEX	CF	9300007257	12/31/2012	(98.34)
53402100	AWWSC Oth O&M OPEX	CF	9300007261	12/31/2012	30.00
53402100	AWWSC Oth O&M OPEX	CF	9300007263	12/31/2012	2,874.16
53402100	AWWSC Oth O&M OPEX	CF	9300007264	12/31/2012	(2,082.82)
53402100	AWWSC Oth O&M OPEX	CF	9300007415	12/31/2012	1,096.85
53402100	AWWSC Oth O&M OPEX	CF	9300007416	12/31/2012	271.73
53402100	AWWSC Oth O&M OPEX	CF	9300007417	12/31/2012	137.96
53402100	AWWSC Oth O&M OPEX	CF	9300007418	12/31/2012	(992.33)
53402100	AWWSC Oth O&M OPEX	CF	9300007419	12/31/2012	228.07
53402100	AWWSC Oth O&M OPEX	CF	9300007420	12/31/2012	20.62
53402100	AWWSC Oth O&M OPEX	CF	9300007421	12/31/2012	95.70
53402100	AWWSC Oth O&M OPEX	CF	9300007422	12/31/2012	488.26
53402100	AWWSC Oth O&M OPEX	CF	9300007423	12/31/2012	1,684.86
53402100	AWWSC Oth O&M OPEX	CF	9300007424	12/31/2012	191.86
53402100	AWWSC Oth O&M OPEX	CF	9300007425	12/31/2012	114.25
53402100	AWWSC Oth O&M OPEX	CF	9300007426	12/31/2012	139.32
53402100	AWWSC Oth O&M OPEX	CF	9300007427	12/31/2012	596.63
53402100	AWWSC Oth O&M OPEX	CF	9300007428	12/31/2012	4,964.82
53402100	AWWSC Oth O&M OPEX	CF	9300007429	12/31/2012	2,188.07
53402100	AWWSC Oth O&M OPEX	CF	9300007430	12/31/2012	15,846.47
53402100	AWWSC Oth O&M OPEX	CF	9300007431	12/31/2012	7,707.68
53402100	AWWSC Oth O&M OPEX	CF	9300007432	12/31/2012	3,666.87
53402100	AWWSC Oth O&M OPEX	CF	9300007433	12/31/2012	4,037.34
53402100	AWWSC Oth O&M OPEX	CF	9300007434	12/31/2012	5,137.25
53402100	AWWSC Oth O&M OPEX	CF	9300007435	12/31/2012	1,512.86
53402100	AWWSC Oth O&M OPEX	CF	9300007436	12/31/2012	605.87
53402200	AWWSC Dpr/Amrt OPEX	CF	9300007415	12/31/2012	3,777.42
53402200	AWWSC Dpr/Amrt OPEX	CF	9300007417	12/31/2012	113.96
53402200	AWWSC Dpr/Amrt OPEX	CF	9300007418	12/31/2012	676.50
53402200	AWWSC Dpr/Amrt OPEX	CF	9300007420	12/31/2012	39.17
53402200	AWWSC Dpr/Amrt OPEX	CF	9300007423	12/31/2012	750.18
53402200	AWWSC Dpr/Amrt OPEX	CF	9300007425	12/31/2012	(5,110.89)
53402200	AWWSC Dpr/Amrt OPEX	CF	9300007426	12/31/2012	114.02
53402200	AWWSC Dpr/Amrt OPEX	CF	9300007427	12/31/2012	1,420.12
53402200	AWWSC Dpr/Amrt OPEX	CF	9300007428	12/31/2012	2,744.30
53402200	AWWSC Dpr/Amrt OPEX	CF	9300007429	12/31/2012	112,698.38
53402200	AWWSC Dpr/Amrt OPEX	CF	9300007432	12/31/2012	2,720.61
53402200	AWWSC Dpr/Amrt OPEX	CF	9300007434	12/31/2012	6,534.86
53402300	AWWSC Gen Tax OPEX	CF	9300006695	12/31/2012	4.69
53402300	AWWSC Gen Tax OPEX	CF	9300006696	12/31/2012	0.04
53402300	AWWSC Gen Tax OPEX	CF	9300006697	12/31/2012	1.07
53402300	AWWSC Gen Tax OPEX	CF	9300006699	12/31/2012	1,564.66
53402300	AWWSC Gen Tax OPEX	CF	9300006702	12/31/2012	6.79
53402300	AWWSC Gen Tax OPEX	CF	9300006703	12/31/2012	1,130.57
53402300	AWWSC Gen Tax OPEX	CF	9300006718	12/31/2012	(0.04)
53402300	AWWSC Gen Tax OPEX	CF	9300006719	12/31/2012	(0.32)
53402300	AWWSC Gen Tax OPEX	CF	9300006720	12/31/2012	(0.65)

Kentucky American Water Company  
Case No. 2012-00520  
Response to PSC DR1, Item 31

Account	Description	Doc Type	Document Number	Posting Date	Amount
53402300	AWWSC Gen Tax OPEX	CF	9300006721	12/31/2012	(0.07)
53402300	AWWSC Gen Tax OPEX	CF	9300006722	12/31/2012	141.47
53402300	AWWSC Gen Tax OPEX	CF	9300006723	12/31/2012	318.31
53402300	AWWSC Gen Tax OPEX	CF	9300006724	12/31/2012	106.10
53402300	AWWSC Gen Tax OPEX	CF	9300006725	12/31/2012	0.65
53402300	AWWSC Gen Tax OPEX	CF	9300006726	12/31/2012	(0.37)
53402300	AWWSC Gen Tax OPEX	CF	9300006727	12/31/2012	(6.11)
53402300	AWWSC Gen Tax OPEX	CF	9300006728	12/31/2012	(0.09)
53402300	AWWSC Gen Tax OPEX	CF	9300006729	12/31/2012	(0.25)
53402300	AWWSC Gen Tax OPEX	CF	9300006730	12/31/2012	70.74
53402300	AWWSC Gen Tax OPEX	CF	9300006731	12/31/2012	247.58
53402300	AWWSC Gen Tax OPEX	CF	9300006732	12/31/2012	70.74
53402300	AWWSC Gen Tax OPEX	CF	9300006733	12/31/2012	70.74
53402300	AWWSC Gen Tax OPEX	CF	9300006734	12/31/2012	282.94
53402300	AWWSC Gen Tax OPEX	CF	9300006735	12/31/2012	1.57
53402300	AWWSC Gen Tax OPEX	CF	9300006737	12/31/2012	205.24
53402300	AWWSC Gen Tax OPEX	CF	9300006738	12/31/2012	(1.49)
53402300	AWWSC Gen Tax OPEX	CF	9300006739	12/31/2012	4.79
53402300	AWWSC Gen Tax OPEX	CF	9300006742	12/31/2012	0.12
53402300	AWWSC Gen Tax OPEX	CF	9300006986	12/31/2012	25.95
53402300	AWWSC Gen Tax OPEX	CF	9300006987	12/31/2012	27.18
53402300	AWWSC Gen Tax OPEX	CF	9300006988	12/31/2012	19.60
53402300	AWWSC Gen Tax OPEX	CF	9300006989	12/31/2012	21.71
53402300	AWWSC Gen Tax OPEX	CF	9300006990	12/31/2012	5.81
53402300	AWWSC Gen Tax OPEX	CF	9300006991	12/31/2012	171.97
53402300	AWWSC Gen Tax OPEX	CF	9300006992	12/31/2012	21.50
53402300	AWWSC Gen Tax OPEX	CF	9300006993	12/31/2012	104.12
53402300	AWWSC Gen Tax OPEX	CF	9300006994	12/31/2012	125.47
53402300	AWWSC Gen Tax OPEX	CF	9300006995	12/31/2012	227.99
53402300	AWWSC Gen Tax OPEX	CF	9300006996	12/31/2012	829.05
53402300	AWWSC Gen Tax OPEX	CF	9300006997	12/31/2012	8.96
53402300	AWWSC Gen Tax OPEX	CF	9300006998	12/31/2012	64.93
53402300	AWWSC Gen Tax OPEX	CF	9300006999	12/31/2012	10.22
53402300	AWWSC Gen Tax OPEX	CF	9300007000	12/31/2012	9.24
53402300	AWWSC Gen Tax OPEX	CF	9300007002	12/31/2012	2.64
53402300	AWWSC Gen Tax OPEX	CF	9300007005	12/31/2012	39.72
53402300	AWWSC Gen Tax OPEX	CF	9300007006	12/31/2012	(3.89)
53402300	AWWSC Gen Tax OPEX	CF	9300007007	12/31/2012	(0.05)
53402300	AWWSC Gen Tax OPEX	CF	9300007008	12/31/2012	0.77
53402300	AWWSC Gen Tax OPEX	CF	9300007009	12/31/2012	1.56
53402300	AWWSC Gen Tax OPEX	CF	9300007012	12/31/2012	3.31
53402300	AWWSC Gen Tax OPEX	CF	9300007013	12/31/2012	49.47
53402300	AWWSC Gen Tax OPEX	CF	9300007014	12/31/2012	50.44
53402300	AWWSC Gen Tax OPEX	CF	9300007015	12/31/2012	33.77
53402300	AWWSC Gen Tax OPEX	CF	9300007020	12/31/2012	(3.52)
53402300	AWWSC Gen Tax OPEX	CF	9300007022	12/31/2012	9.82
53402300	AWWSC Gen Tax OPEX	CF	9300007024	12/31/2012	177.14
53402300	AWWSC Gen Tax OPEX	CF	9300007025	12/31/2012	61.54
53402300	AWWSC Gen Tax OPEX	CF	9300007026	12/31/2012	7.39
53402300	AWWSC Gen Tax OPEX	CF	9300007027	12/31/2012	58.19
53402300	AWWSC Gen Tax OPEX	CF	9300007028	12/31/2012	27.80
53402300	AWWSC Gen Tax OPEX	CF	9300007030	12/31/2012	85.01
53402300	AWWSC Gen Tax OPEX	CF	9300007031	12/31/2012	5.17

Kentucky American Water Company  
Case No. 2012-00520  
Response to PSC DR1, Item 31

Account	Description	Doc Type	Document Number	Posting Date	Amount
53402300	AWWSC Gen Tax OPEX	CF	9300007032	12/31/2012	47.95
53402300	AWWSC Gen Tax OPEX	CF	9300007033	12/31/2012	62.04
53402300	AWWSC Gen Tax OPEX	CF	9300007034	12/31/2012	15.29
53402300	AWWSC Gen Tax OPEX	CF	9300007037	12/31/2012	3.44
53402300	AWWSC Gen Tax OPEX	CF	9300007038	12/31/2012	0.65
53402300	AWWSC Gen Tax OPEX	CF	9300007039	12/31/2012	0.64
53402300	AWWSC Gen Tax OPEX	CF	9300007040	12/31/2012	31.46
53402300	AWWSC Gen Tax OPEX	CF	9300007042	12/31/2012	2.55
53402300	AWWSC Gen Tax OPEX	CF	9300007043	12/31/2012	1.26
53402300	AWWSC Gen Tax OPEX	CF	9300007044	12/31/2012	4.79
53402300	AWWSC Gen Tax OPEX	CF	9300007045	12/31/2012	10.25
53402300	AWWSC Gen Tax OPEX	CF	9300007046	12/31/2012	25.52
53402300	AWWSC Gen Tax OPEX	CF	9300007047	12/31/2012	7.62
53402300	AWWSC Gen Tax OPEX	CF	9300007049	12/31/2012	4.42
53402300	AWWSC Gen Tax OPEX	CF	9300007050	12/31/2012	12.18
53402300	AWWSC Gen Tax OPEX	CF	9300007051	12/31/2012	(0.03)
53402300	AWWSC Gen Tax OPEX	CF	9300007052	12/31/2012	5.93
53402300	AWWSC Gen Tax OPEX	CF	9300007053	12/31/2012	18.60
53402300	AWWSC Gen Tax OPEX	CF	9300007054	12/31/2012	15.51
53402300	AWWSC Gen Tax OPEX	CF	9300007055	12/31/2012	0.08
53402300	AWWSC Gen Tax OPEX	CF	9300007056	12/31/2012	35.37
53402300	AWWSC Gen Tax OPEX	CF	9300007057	12/31/2012	35.37
53402300	AWWSC Gen Tax OPEX	CF	9300007058	12/31/2012	212.21
53402300	AWWSC Gen Tax OPEX	CF	9300007060	12/31/2012	389.43
53402300	AWWSC Gen Tax OPEX	CF	9300007061	12/31/2012	282.94
53402300	AWWSC Gen Tax OPEX	CF	9300007063	12/31/2012	187.31
53402300	AWWSC Gen Tax OPEX	CF	9300007064	12/31/2012	481.34
53402300	AWWSC Gen Tax OPEX	CF	9300007065	12/31/2012	244.33
53402300	AWWSC Gen Tax OPEX	CF	9300007066	12/31/2012	182.20
53402300	AWWSC Gen Tax OPEX	CF	9300007067	12/31/2012	106.10
53402300	AWWSC Gen Tax OPEX	CF	9300007068	12/31/2012	176.84
53402300	AWWSC Gen Tax OPEX	CF	9300007069	12/31/2012	176.84
53402300	AWWSC Gen Tax OPEX	CF	9300007070	12/31/2012	318.31
53402300	AWWSC Gen Tax OPEX	CF	9300007071	12/31/2012	389.05
53402300	AWWSC Gen Tax OPEX	CF	9300007072	12/31/2012	212.21
53402300	AWWSC Gen Tax OPEX	CF	9300007073	12/31/2012	141.67
53402300	AWWSC Gen Tax OPEX	CF	9300007074	12/31/2012	212.21
53402300	AWWSC Gen Tax OPEX	CF	9300007075	12/31/2012	601.26
53402300	AWWSC Gen Tax OPEX	CF	9300007076	12/31/2012	495.15
53402300	AWWSC Gen Tax OPEX	CF	9300007077	12/31/2012	282.94
53402300	AWWSC Gen Tax OPEX	CF	9300007078	12/31/2012	459.78
53402300	AWWSC Gen Tax OPEX	CF	9300007079	12/31/2012	212.21
53402300	AWWSC Gen Tax OPEX	CF	9300007080	12/31/2012	389.05
53402300	AWWSC Gen Tax OPEX	CF	9300007081	12/31/2012	35.37
53402300	AWWSC Gen Tax OPEX	CF	9300007082	12/31/2012	35.37
53402300	AWWSC Gen Tax OPEX	CF	9300007083	12/31/2012	176.84
53402300	AWWSC Gen Tax OPEX	CF	9300007084	12/31/2012	106.10
53402300	AWWSC Gen Tax OPEX	CF	9300007085	12/31/2012	70.74
53402300	AWWSC Gen Tax OPEX	CF	9300007086	12/31/2012	106.10
53402300	AWWSC Gen Tax OPEX	CF	9300007087	12/31/2012	141.47
53402300	AWWSC Gen Tax OPEX	CF	9300007088	12/31/2012	141.47
53402300	AWWSC Gen Tax OPEX	CF	9300007089	12/31/2012	212.21
53402300	AWWSC Gen Tax OPEX	CF	9300007090	12/31/2012	155.59

Kentucky American Water Company  
Case No. 2012-00520  
Response to PSC DR1, Item 31

Account	Description	Doc Type	Document Number	Posting Date	Amount
53402300	AWWSC Gen Tax OPEX	CF	9300007091	12/31/2012	348.97
53402300	AWWSC Gen Tax OPEX	CF	9300007092	12/31/2012	221.08
53402300	AWWSC Gen Tax OPEX	CF	9300007093	12/31/2012	90.83
53402300	AWWSC Gen Tax OPEX	CF	9300007094	12/31/2012	162.33
53402300	AWWSC Gen Tax OPEX	CF	9300007095	12/31/2012	276.01
53402300	AWWSC Gen Tax OPEX	CF	9300007096	12/31/2012	267.31
53402300	AWWSC Gen Tax OPEX	CF	9300007097	12/31/2012	568.10
53402300	AWWSC Gen Tax OPEX	CF	9300007098	12/31/2012	264.04
53402300	AWWSC Gen Tax OPEX	CF	9300007099	12/31/2012	222.26
53402300	AWWSC Gen Tax OPEX	CF	9300007100	12/31/2012	626.01
53402300	AWWSC Gen Tax OPEX	CF	9300007102	12/31/2012	(1.32)
53402300	AWWSC Gen Tax OPEX	CF	9300007104	12/31/2012	247.58
53402300	AWWSC Gen Tax OPEX	CF	9300007105	12/31/2012	155.74
53402300	AWWSC Gen Tax OPEX	CF	9300007106	12/31/2012	(25,060.51)
53402300	AWWSC Gen Tax OPEX	CF	9300007107	12/31/2012	312.20
53402300	AWWSC Gen Tax OPEX	CF	9300007109	12/31/2012	35.37
53402300	AWWSC Gen Tax OPEX	CF	9300007110	12/31/2012	247.58
53402300	AWWSC Gen Tax OPEX	CF	9300007111	12/31/2012	459.78
53402300	AWWSC Gen Tax OPEX	CF	9300007112	12/31/2012	559.46
53402300	AWWSC Gen Tax OPEX	CF	9300007113	12/31/2012	355.40
53402300	AWWSC Gen Tax OPEX	CF	9300007114	12/31/2012	280.88
53402300	AWWSC Gen Tax OPEX	CF	9300007115	12/31/2012	315.74
53402300	AWWSC Gen Tax OPEX	CF	9300007116	12/31/2012	244.86
53402300	AWWSC Gen Tax OPEX	CF	9300007117	12/31/2012	368.89
53402300	AWWSC Gen Tax OPEX	CF	9300007118	12/31/2012	284.06
53402300	AWWSC Gen Tax OPEX	CF	9300007119	12/31/2012	111.63
53402300	AWWSC Gen Tax OPEX	CF	9300007120	12/31/2012	372.98
53402300	AWWSC Gen Tax OPEX	CF	9300007122	12/31/2012	162.75
53402300	AWWSC Gen Tax OPEX	CF	9300007123	12/31/2012	590.57
53402300	AWWSC Gen Tax OPEX	CF	9300007124	12/31/2012	255.95
53402300	AWWSC Gen Tax OPEX	CF	9300007125	12/31/2012	353.68
53402300	AWWSC Gen Tax OPEX	CF	9300007126	12/31/2012	157.26
53402300	AWWSC Gen Tax OPEX	CF	9300007128	12/31/2012	676.70
53402300	AWWSC Gen Tax OPEX	CF	9300007129	12/31/2012	851.55
53402300	AWWSC Gen Tax OPEX	CF	9300007131	12/31/2012	35.37
53402300	AWWSC Gen Tax OPEX	CF	9300007132	12/31/2012	406.40
53402300	AWWSC Gen Tax OPEX	CF	9300007133	12/31/2012	797.90
53402300	AWWSC Gen Tax OPEX	CF	9300007137	12/31/2012	(5.90)
53402300	AWWSC Gen Tax OPEX	CF	9300007138	12/31/2012	(3.44)
53402300	AWWSC Gen Tax OPEX	CF	9300007139	12/31/2012	353.68
53402300	AWWSC Gen Tax OPEX	CF	9300007141	12/31/2012	8.25
53402300	AWWSC Gen Tax OPEX	CF	9300007142	12/31/2012	0.93
53402300	AWWSC Gen Tax OPEX	CF	9300007143	12/31/2012	212.21
53402300	AWWSC Gen Tax OPEX	CF	9300007145	12/31/2012	111.37
53402300	AWWSC Gen Tax OPEX	CF	9300007146	12/31/2012	552.29
53402300	AWWSC Gen Tax OPEX	CF	9300007147	12/31/2012	207.54
53402300	AWWSC Gen Tax OPEX	CF	9300007148	12/31/2012	77.35
53402300	AWWSC Gen Tax OPEX	CF	9300007149	12/31/2012	275.76
53402300	AWWSC Gen Tax OPEX	CF	9300007150	12/31/2012	565.89
53402300	AWWSC Gen Tax OPEX	CF	9300007151	12/31/2012	960.06
53402300	AWWSC Gen Tax OPEX	CF	9300007152	12/31/2012	106.10
53402300	AWWSC Gen Tax OPEX	CF	9300007153	12/31/2012	813.13
53402300	AWWSC Gen Tax OPEX	CF	9300007154	12/31/2012	506.66



Kentucky American Water Company  
Case No. 2012-00520  
Response to PSC DR1, Item 31

Account	Description	Doc Type	Document Number	Posting Date	Amount
53402300	AWWSC Gen Tax OPEX	CF	9300007155	12/31/2012	282.94
53402300	AWWSC Gen Tax OPEX	CF	9300007156	12/31/2012	473.90
53402300	AWWSC Gen Tax OPEX	CF	9300007157	12/31/2012	1,061.04
53402300	AWWSC Gen Tax OPEX	CF	9300007158	12/31/2012	212.21
53402300	AWWSC Gen Tax OPEX	CF	9300007159	12/31/2012	1,004.00
53402300	AWWSC Gen Tax OPEX	CF	9300007160	12/31/2012	884.20
53402300	AWWSC Gen Tax OPEX	CF	9300007161	12/31/2012	325.38
53402300	AWWSC Gen Tax OPEX	CF	9300007162	12/31/2012	176.84
53402300	AWWSC Gen Tax OPEX	CF	9300007163	12/31/2012	389.05
53402300	AWWSC Gen Tax OPEX	CF	9300007164	12/31/2012	282.94
53402300	AWWSC Gen Tax OPEX	CF	9300007165	12/31/2012	4.39
53402300	AWWSC Gen Tax OPEX	CF	9300007166	12/31/2012	1.38
53402300	AWWSC Gen Tax OPEX	CF	9300007167	12/31/2012	2.29
53402300	AWWSC Gen Tax OPEX	CF	9300007168	12/31/2012	0.29
53402300	AWWSC Gen Tax OPEX	CF	9300007169	12/31/2012	24.87
53402300	AWWSC Gen Tax OPEX	CF	9300007170	12/31/2012	0.80
53402300	AWWSC Gen Tax OPEX	CF	9300007172	12/31/2012	31.56
53402300	AWWSC Gen Tax OPEX	CF	9300007173	12/31/2012	31.50
53402300	AWWSC Gen Tax OPEX	CF	9300007174	12/31/2012	34.07
53402300	AWWSC Gen Tax OPEX	CF	9300007176	12/31/2012	111.54
53402300	AWWSC Gen Tax OPEX	CF	9300007177	12/31/2012	2.95
53402300	AWWSC Gen Tax OPEX	CF	9300007178	12/31/2012	(145.28)
53402300	AWWSC Gen Tax OPEX	CF	9300007179	12/31/2012	27.42
53402300	AWWSC Gen Tax OPEX	CF	9300007182	12/31/2012	20.63
53402300	AWWSC Gen Tax OPEX	CF	9300007184	12/31/2012	42.58
53402300	AWWSC Gen Tax OPEX	CF	9300007185	12/31/2012	49.25
53402300	AWWSC Gen Tax OPEX	CF	9300007187	12/31/2012	2.18
53402300	AWWSC Gen Tax OPEX	CF	9300007188	12/31/2012	97.60
53402300	AWWSC Gen Tax OPEX	CF	9300007190	12/31/2012	8.71
53402300	AWWSC Gen Tax OPEX	CF	9300007191	12/31/2012	1.57
53402300	AWWSC Gen Tax OPEX	CF	9300007192	12/31/2012	49.87
53402300	AWWSC Gen Tax OPEX	CF	9300007193	12/31/2012	2.63
53402300	AWWSC Gen Tax OPEX	CF	9300007195	12/31/2012	104.82
53402300	AWWSC Gen Tax OPEX	CF	9300007196	12/31/2012	162.90
53402300	AWWSC Gen Tax OPEX	CF	9300007202	12/31/2012	(36.47)
53402300	AWWSC Gen Tax OPEX	CF	9300007203	12/31/2012	1,976.12
53402300	AWWSC Gen Tax OPEX	CF	9300007204	12/31/2012	5.25
53402300	AWWSC Gen Tax OPEX	CF	9300007205	12/31/2012	289.27
53402300	AWWSC Gen Tax OPEX	CF	9300007206	12/31/2012	0.21
53402300	AWWSC Gen Tax OPEX	CF	9300007208	12/31/2012	805.39
53402300	AWWSC Gen Tax OPEX	CF	9300007209	12/31/2012	196.90
53402300	AWWSC Gen Tax OPEX	CF	9300007210	12/31/2012	877.73
53402300	AWWSC Gen Tax OPEX	CF	9300007215	12/31/2012	3.42
53402300	AWWSC Gen Tax OPEX	CF	9300007216	12/31/2012	2.28
53402300	AWWSC Gen Tax OPEX	CF	9300007217	12/31/2012	(0.74)
53402300	AWWSC Gen Tax OPEX	CF	9300007218	12/31/2012	(0.43)
53402300	AWWSC Gen Tax OPEX	CF	9300007219	12/31/2012	0.15
53402300	AWWSC Gen Tax OPEX	CF	9300007220	12/31/2012	2.14
53402300	AWWSC Gen Tax OPEX	CF	9300007221	12/31/2012	2.36
53402300	AWWSC Gen Tax OPEX	CF	9300007222	12/31/2012	6.61
53402300	AWWSC Gen Tax OPEX	CF	9300007223	12/31/2012	0.01
53402300	AWWSC Gen Tax OPEX	CF	9300007233	12/31/2012	(10.23)
53402300	AWWSC Gen Tax OPEX	CF	9300007237	12/31/2012	(641.63)

Kentucky American Water Company  
Case No. 2012-00520  
Response to PSC DR1, Item 31

Account	Description	Doc Type	Document Number	Posting Date	Amount
53402300	AWWSC Gen Tax OPEX	CF	9300007238	12/31/2012	52.34
53402300	AWWSC Gen Tax OPEX	CF	9300007240	12/31/2012	63.32
53402300	AWWSC Gen Tax OPEX	CF	9300007242	12/31/2012	64.33
53402300	AWWSC Gen Tax OPEX	CF	9300007243	12/31/2012	82.08
53402300	AWWSC Gen Tax OPEX	CF	9300007244	12/31/2012	(35.73)
53402300	AWWSC Gen Tax OPEX	CF	9300007246	12/31/2012	63.87
53402300	AWWSC Gen Tax OPEX	CF	9300007247	12/31/2012	59.08
53402300	AWWSC Gen Tax OPEX	CF	9300007249	12/31/2012	15.55
53402300	AWWSC Gen Tax OPEX	CF	9300007250	12/31/2012	62.64
53402300	AWWSC Gen Tax OPEX	CF	9300007251	12/31/2012	33.01
53402300	AWWSC Gen Tax OPEX	CF	9300007253	12/31/2012	110.63
53402300	AWWSC Gen Tax OPEX	CF	9300007254	12/31/2012	2.07
53402300	AWWSC Gen Tax OPEX	CF	9300007255	12/31/2012	8.70
53402300	AWWSC Gen Tax OPEX	CF	9300007256	12/31/2012	2.79
53402300	AWWSC Gen Tax OPEX	CF	9300007257	12/31/2012	(1,556.00)
53402300	AWWSC Gen Tax OPEX	CF	9300007258	12/31/2012	11.57
53402300	AWWSC Gen Tax OPEX	CF	9300007259	12/31/2012	(39.32)
53402300	AWWSC Gen Tax OPEX	CF	9300007260	12/31/2012	2,007.41
53402300	AWWSC Gen Tax OPEX	CF	9300007261	12/31/2012	570.39
53402300	AWWSC Gen Tax OPEX	CF	9300007265	12/31/2012	(5.98)
53402300	AWWSC Gen Tax OPEX	CF	9300007266	12/31/2012	214.13
53402300	AWWSC Gen Tax OPEX	CF	9300007267	12/31/2012	90.99
53402300	AWWSC Gen Tax OPEX	CF	9300007268	12/31/2012	73.35
53402300	AWWSC Gen Tax OPEX	CF	9300007269	12/31/2012	23.48
53402300	AWWSC Gen Tax OPEX	CF	9300007270	12/31/2012	131.20
53402300	AWWSC Gen Tax OPEX	CF	9300007271	12/31/2012	185.59
53402300	AWWSC Gen Tax OPEX	CF	9300007272	12/31/2012	(1.37)
53402300	AWWSC Gen Tax OPEX	CF	9300007273	12/31/2012	(0.79)
53402300	AWWSC Gen Tax OPEX	CF	9300007274	12/31/2012	73.53
53402300	AWWSC Gen Tax OPEX	CF	9300007275	12/31/2012	107.15
53402300	AWWSC Gen Tax OPEX	CF	9300007276	12/31/2012	(488.58)
53402300	AWWSC Gen Tax OPEX	CF	9300007277	12/31/2012	23.58
53402300	AWWSC Gen Tax OPEX	CF	9300007415	12/31/2012	210.24
53402300	AWWSC Gen Tax OPEX	CF	9300007416	12/31/2012	12.26
53402300	AWWSC Gen Tax OPEX	CF	9300007417	12/31/2012	25.15
53402300	AWWSC Gen Tax OPEX	CF	9300007418	12/31/2012	899.17
53402300	AWWSC Gen Tax OPEX	CF	9300007419	12/31/2012	17.79
53402300	AWWSC Gen Tax OPEX	CF	9300007420	12/31/2012	56.72
53402300	AWWSC Gen Tax OPEX	CF	9300007421	12/31/2012	38.15
53402300	AWWSC Gen Tax OPEX	CF	9300007422	12/31/2012	53.38
53402300	AWWSC Gen Tax OPEX	CF	9300007423	12/31/2012	51.31
53402300	AWWSC Gen Tax OPEX	CF	9300007424	12/31/2012	23.77
53402300	AWWSC Gen Tax OPEX	CF	9300007425	12/31/2012	23.69
53402300	AWWSC Gen Tax OPEX	CF	9300007426	12/31/2012	49.72
53402300	AWWSC Gen Tax OPEX	CF	9300007427	12/31/2012	135.15
53402300	AWWSC Gen Tax OPEX	CF	9300007428	12/31/2012	305.02
53402300	AWWSC Gen Tax OPEX	CF	9300007429	12/31/2012	149.93
53402300	AWWSC Gen Tax OPEX	CF	9300007430	12/31/2012	62.07
53402300	AWWSC Gen Tax OPEX	CF	9300007431	12/31/2012	8.64
53402300	AWWSC Gen Tax OPEX	CF	9300007432	12/31/2012	19.05
53402300	AWWSC Gen Tax OPEX	CF	9300007433	12/31/2012	8.07
53402300	AWWSC Gen Tax OPEX	CF	9300007434	12/31/2012	56.59
53402300	AWWSC Gen Tax OPEX	CF	9300007435	12/31/2012	19.35

## Kentucky American Water Company

Case No. 2012-00520

Response to PSC DR1, Item 31

Account	Description	Doc Type	Document Number	Posting Date	Amount
53402300	AWWSC Gen Tax OPEX	CF	9300007436	12/31/2012	1,340.59
53402400	AWWSC Interest OPEX	CF	9300007205	12/31/2012	23.37
53402400	AWWSC Interest OPEX	CF	9300007244	12/31/2012	66.76
53402400	AWWSC Interest OPEX	CF	9300007415	12/31/2012	928.49
53402400	AWWSC Interest OPEX	CF	9300007417	12/31/2012	144.04
53402400	AWWSC Interest OPEX	CF	9300007420	12/31/2012	0.68
53402400	AWWSC Interest OPEX	CF	9300007423	12/31/2012	432.62
53402400	AWWSC Interest OPEX	CF	9300007424	12/31/2012	3.15
53402400	AWWSC Interest OPEX	CF	9300007425	12/31/2012	1.29
53402400	AWWSC Interest OPEX	CF	9300007426	12/31/2012	54.09
53402400	AWWSC Interest OPEX	CF	9300007427	12/31/2012	4.69
53402400	AWWSC Interest OPEX	CF	9300007428	12/31/2012	1,694.81
53402400	AWWSC Interest OPEX	CF	9300007429	12/31/2012	511.08
53402400	AWWSC Interest OPEX	CF	9300007432	12/31/2012	3.99
53402400	AWWSC Interest OPEX	CF	9300007434	12/31/2012	583.81
53402500	AWWSC Oth Inc OPEX	CF	9300007106	12/31/2012	(213.13)
53402500	AWWSC Oth Inc OPEX	CF	9300007189	12/31/2012	200.33
53402500	AWWSC Oth Inc OPEX	CF	9300007415	12/31/2012	192.52
53402500	AWWSC Oth Inc OPEX	CF	9300007416	12/31/2012	0.11
53402500	AWWSC Oth Inc OPEX	CF	9300007417	12/31/2012	185.41
53402500	AWWSC Oth Inc OPEX	CF	9300007418	12/31/2012	93.20
53402500	AWWSC Oth Inc OPEX	CF	9300007419	12/31/2012	31.20
53402500	AWWSC Oth Inc OPEX	CF	9300007420	12/31/2012	(13.20)
53402500	AWWSC Oth Inc OPEX	CF	9300007422	12/31/2012	16.62
53402500	AWWSC Oth Inc OPEX	CF	9300007424	12/31/2012	70.97
53402500	AWWSC Oth Inc OPEX	CF	9300007432	12/31/2012	168.17
53402500	AWWSC Oth Inc OPEX	CF	9300007433	12/31/2012	0.53
53402500	AWWSC Oth Inc OPEX	CF	9300007434	12/31/2012	86.37
53402500	AWWSC Oth Inc OPEX	CF	9300007435	12/31/2012	52.81
53402500	AWWSC Oth Inc OPEX	CF	9300007436	12/31/2012	0.14
53402600	AWWSC Inc Tax OPEX	CF	9300007417	12/31/2012	(831.95)
53481000	AWWSC Services - Labor CAPX	UZ	2000000783	12/31/2012	(14,889.18)
53481000	AWWSC Services - Labor CAPX	UZ	2000000784	12/31/2012	(32,630.16)
53481000	AWWSC Services - Labor CAPX	UZ	2000000787	12/31/2012	(12,412.16)
53481000	AWWSC Services - Labor CAPX	UZ	2000000788	12/31/2012	(20,647.49)
53481000	AWWSC Services - Labor CAPX	UZ	2000000790	12/31/2012	(658.84)
53481000	AWWSC Services - Labor CAPX	CF	9300006706	12/31/2012	162.58
53481000	AWWSC Services - Labor CAPX	CF	9300006707	12/31/2012	93.59
53481000	AWWSC Services - Labor CAPX	CF	9300006708	12/31/2012	175.95
53481000	AWWSC Services - Labor CAPX	CF	9300006709	12/31/2012	1,222.78
53481000	AWWSC Services - Labor CAPX	CF	9300006710	12/31/2012	887.98
53481000	AWWSC Services - Labor CAPX	CF	9300006711	12/31/2012	337.20
53481000	AWWSC Services - Labor CAPX	CF	9300006712	12/31/2012	2,782.91
53481000	AWWSC Services - Labor CAPX	CF	9300006713	12/31/2012	376.50
53481000	AWWSC Services - Labor CAPX	CF	9300006714	12/31/2012	130.93
53481000	AWWSC Services - Labor CAPX	CF	9300006715	12/31/2012	72.30
53481000	AWWSC Services - Labor CAPX	CF	9300006716	12/31/2012	(8.41)
53481000	AWWSC Services - Labor CAPX	CF	9300006717	12/31/2012	1,685.20
53481000	AWWSC Services - Labor CAPX	CF	9300006743	12/31/2012	47.58
53481000	AWWSC Services - Labor CAPX	CF	9300006744	12/31/2012	419.11
53481000	AWWSC Services - Labor CAPX	CF	9300006745	12/31/2012	808.97
53481000	AWWSC Services - Labor CAPX	CF	9300006746	12/31/2012	198.70
53481000	AWWSC Services - Labor CAPX	CF	9300006747	12/31/2012	1,058.83

## Kentucky American Water Company

Case No. 2012-00520

Response to PSC DR1, Item 31

Account	Description	Doc Type	Document Number	Posting Date	Amount
53481000	AWWSC Services - Labor CAPX	CF	9300006750	12/31/2012	82.58
53481000	AWWSC Services - Labor CAPX	CF	9300006751	12/31/2012	297.40
53481000	AWWSC Services - Labor CAPX	CF	9300006752	12/31/2012	19.39
53481000	AWWSC Services - Labor CAPX	CF	9300006753	12/31/2012	28.43
53481000	AWWSC Services - Labor CAPX	CF	9300006754	12/31/2012	2,646.45
53481000	AWWSC Services - Labor CAPX	CF	9300006755	12/31/2012	358.08
53481000	AWWSC Services - Labor CAPX	CF	9300006756	12/31/2012	10,100.69
53481000	AWWSC Services - Labor CAPX	CF	9300006757	12/31/2012	514.20
53481000	AWWSC Services - Labor CAPX	CF	9300006758	12/31/2012	76.01
53481000	AWWSC Services - Labor CAPX	CF	9300006759	12/31/2012	1,400.10
53481000	AWWSC Services - Labor CAPX	CF	9300006760	12/31/2012	5,378.07
53481000	AWWSC Services - Labor CAPX	CF	9300006761	12/31/2012	10.91
53481000	AWWSC Services - Labor CAPX	CF	9300006762	12/31/2012	520.27
53481000	AWWSC Services - Labor CAPX	CF	9300006763	12/31/2012	210.38
53481000	AWWSC Services - Labor CAPX	CF	9300006764	12/31/2012	215.21
53481000	AWWSC Services - Labor CAPX	CF	9300006765	12/31/2012	62.56
53481000	AWWSC Services - Labor CAPX	CF	9300006766	12/31/2012	62.56
53481000	AWWSC Services - Labor CAPX	CF	9300006767	12/31/2012	62.56
53481000	AWWSC Services - Labor CAPX	CF	9300006768	12/31/2012	47.00
53481000	AWWSC Services - Labor CAPX	CF	9300006769	12/31/2012	94.54
53481000	AWWSC Services - Labor CAPX	CF	9300006770	12/31/2012	319.26
53481000	AWWSC Services - Labor CAPX	CF	9300006771	12/31/2012	91.03
53481000	AWWSC Services - Labor CAPX	CF	9300006772	12/31/2012	357.31
53481000	AWWSC Services - Labor CAPX	CF	9300006773	12/31/2012	275.57
53481000	AWWSC Services - Labor CAPX	CF	9300006774	12/31/2012	360.36
53481000	AWWSC Services - Labor CAPX	CF	9300006777	12/31/2012	40.75
53481000	AWWSC Services - Labor CAPX	CF	9300006778	12/31/2012	620.32
53481000	AWWSC Services - Labor CAPX	CF	9300006779	12/31/2012	627.61
53481000	AWWSC Services - Labor CAPX	CF	9300006780	12/31/2012	635.13
53481000	AWWSC Services - Labor CAPX	CF	9300006781	12/31/2012	150.80
53481000	AWWSC Services - Labor CAPX	CF	9300006782	12/31/2012	130.19
53481000	AWWSC Services - Labor CAPX	CF	9300006783	12/31/2012	135.30
53481000	AWWSC Services - Labor CAPX	CF	9300006784	12/31/2012	6,005.95
53481000	AWWSC Services - Labor CAPX	CF	9300006786	12/31/2012	3,279.70
53481000	AWWSC Services - Labor CAPX	CF	9300006787	12/31/2012	2,171.92
53481000	AWWSC Services - Labor CAPX	CF	9300006788	12/31/2012	282.97
53481000	AWWSC Services - Labor CAPX	CF	9300006789	12/31/2012	282.97
53481000	AWWSC Services - Labor CAPX	CF	9300006790	12/31/2012	282.97
53481000	AWWSC Services - Labor CAPX	CF	9300006791	12/31/2012	55.47
53481000	AWWSC Services - Labor CAPX	CF	9300006792	12/31/2012	147.62
53481000	AWWSC Services - Labor CAPX	CF	9300006793	12/31/2012	26.71
53481000	AWWSC Services - Labor CAPX	CF	9300006794	12/31/2012	26.71
53481000	AWWSC Services - Labor CAPX	CF	9300006795	12/31/2012	26.71
53481000	AWWSC Services - Labor CAPX	CF	9300006811	12/31/2012	(18.02)
53481000	AWWSC Services - Labor CAPX	CF	9300006812	12/31/2012	(162.16)
53481000	AWWSC Services - Labor CAPX	CF	9300006830	12/31/2012	713.57
53481000	AWWSC Services - Labor CAPX	CF	9300006831	12/31/2012	5,677.19
53481000	AWWSC Services - Labor CAPX	CF	9300006832	12/31/2012	165.54
53481000	AWWSC Services - Labor CAPX	CF	9300006833	12/31/2012	21.04
53481000	AWWSC Services - Labor CAPX	CF	9300006836	12/31/2012	5,463.91
53481000	AWWSC Services - Labor CAPX	CF	9300006838	12/31/2012	504.20
53481000	AWWSC Services - Labor CAPX	CF	9300006839	12/31/2012	2.68
53481000	AWWSC Services - Labor CAPX	CF	9300006840	12/31/2012	0.93

## Kentucky American Water Company

Case No. 2012-00520

Response to PSC DR1, Item 31

Account	Description	Doc Type	Document Number	Posting Date	Amount
53481000	AWWSC Services - Labor CAPX	CF	9300006843	12/31/2012	516.26
53481000	AWWSC Services - Labor CAPX	CF	9300006844	12/31/2012	0.93
53481000	AWWSC Services - Labor CAPX	CF	9300006847	12/31/2012	277.64
53481000	AWWSC Services - Labor CAPX	CF	9300006849	12/31/2012	280.10
53481000	AWWSC Services - Labor CAPX	CF	9300006850	12/31/2012	551.99
53481000	AWWSC Services - Labor CAPX	CF	9300006852	12/31/2012	289.47
53481000	AWWSC Services - Labor CAPX	CF	9300006853	12/31/2012	792.64
53481000	AWWSC Services - Labor CAPX	CF	9300006857	12/31/2012	1,023.86
53481000	AWWSC Services - Labor CAPX	CF	9300006858	12/31/2012	291.62
53481000	AWWSC Services - Labor CAPX	CF	9300006859	12/31/2012	242.61
53481000	AWWSC Services - Labor CAPX	CF	9300006860	12/31/2012	162.43
53481000	AWWSC Services - Labor CAPX	CF	9300006861	12/31/2012	162.43
53481000	AWWSC Services - Labor CAPX	CF	9300006863	12/31/2012	112.64
53481000	AWWSC Services - Labor CAPX	CF	9300006864	12/31/2012	69.51
53481000	AWWSC Services - Labor CAPX	CF	9300006865	12/31/2012	672.51
53481000	AWWSC Services - Labor CAPX	CF	9300006866	12/31/2012	303.55
53481000	AWWSC Services - Labor CAPX	CF	9300006868	12/31/2012	290.58
53481000	AWWSC Services - Labor CAPX	CF	9300006869	12/31/2012	(13.60)
53481000	AWWSC Services - Labor CAPX	CF	9300006870	12/31/2012	(290.58)
53481000	AWWSC Services - Labor CAPX	CF	9300006871	12/31/2012	231.76
53481000	AWWSC Services - Labor CAPX	CF	9300006873	12/31/2012	10.12
53481000	AWWSC Services - Labor CAPX	CF	9300006875	12/31/2012	25.65
53481000	AWWSC Services - Labor CAPX	CF	9300006876	12/31/2012	334.59
53481000	AWWSC Services - Labor CAPX	CF	9300006878	12/31/2012	54.73
53481000	AWWSC Services - Labor CAPX	CF	9300006880	12/31/2012	(2.03)
53481000	AWWSC Services - Labor CAPX	CF	9300006881	12/31/2012	(1.98)
53481000	AWWSC Services - Labor CAPX	CF	9300006882	12/31/2012	10.28
53481000	AWWSC Services - Labor CAPX	CF	9300006885	12/31/2012	8.25
53481000	AWWSC Services - Labor CAPX	CF	9300006889	12/31/2012	8.25
53481000	AWWSC Services - Labor CAPX	CF	9300006903	12/31/2012	6.30
53481000	AWWSC Services - Labor CAPX	CF	9300006904	12/31/2012	(154.90)
53481000	AWWSC Services - Labor CAPX	CF	9300006905	12/31/2012	122.35
53481000	AWWSC Services - Labor CAPX	CF	9300006906	12/31/2012	122.35
53481000	AWWSC Services - Labor CAPX	CF	9300006908	12/31/2012	211.89
53481000	AWWSC Services - Labor CAPX	CF	9300006909	12/31/2012	(15.59)
53481000	AWWSC Services - Labor CAPX	CF	9300006910	12/31/2012	(46.57)
53481000	AWWSC Services - Labor CAPX	CF	9300006914	12/31/2012	162.39
53481000	AWWSC Services - Labor CAPX	CF	9300006915	12/31/2012	(342.10)
53481000	AWWSC Services - Labor CAPX	CF	9300006916	12/31/2012	133.17
53481000	AWWSC Services - Labor CAPX	CF	9300006917	12/31/2012	45.79
53481000	AWWSC Services - Labor CAPX	CF	9300006918	12/31/2012	280.71
53481000	AWWSC Services - Labor CAPX	CF	9300006919	12/31/2012	72.54
53481000	AWWSC Services - Labor CAPX	CF	9300006923	12/31/2012	18.02
53481000	AWWSC Services - Labor CAPX	CF	9300006924	12/31/2012	210.56
53481000	AWWSC Services - Labor CAPX	CF	9300006928	12/31/2012	1.77
53481000	AWWSC Services - Labor CAPX	CF	9300006929	12/31/2012	2,072.55
53481000	AWWSC Services - Labor CAPX	CF	9300006931	12/31/2012	(63.59)
53481000	AWWSC Services - Labor CAPX	CF	9300006932	12/31/2012	43.73
53481000	AWWSC Services - Labor CAPX	CF	9300006935	12/31/2012	708.06
53481000	AWWSC Services - Labor CAPX	CF	9300006936	12/31/2012	111.01
53481000	AWWSC Services - Labor CAPX	CF	9300006938	12/31/2012	31.10
53481000	AWWSC Services - Labor CAPX	CF	9300006939	12/31/2012	122.59
53481000	AWWSC Services - Labor CAPX	CF	9300006940	12/31/2012	205.93

## Kentucky American Water Company

Case No. 2012-00520

Response to PSC DR1, Item 31

Account	Description	Doc Type	Document Number	Posting Date	Amount
53481000	AWWSC Services - Labor CAPX	CF	9300006941	12/31/2012	451.59
53481000	AWWSC Services - Labor CAPX	CF	9300006942	12/31/2012	27.01
53481000	AWWSC Services - Labor CAPX	CF	9300006943	12/31/2012	439.29
53481000	AWWSC Services - Labor CAPX	CF	9300006945	12/31/2012	45.14
53481000	AWWSC Services - Labor CAPX	CF	9300006948	12/31/2012	91.55
53481000	AWWSC Services - Labor CAPX	CF	9300006950	12/31/2012	(45.04)
53481000	AWWSC Services - Labor CAPX	CF	9300006951	12/31/2012	81.77
53481000	AWWSC Services - Labor CAPX	CF	9300006952	12/31/2012	87.40
53481000	AWWSC Services - Labor CAPX	CF	9300006953	12/31/2012	43.03
53481000	AWWSC Services - Labor CAPX	CF	9300006954	12/31/2012	54.00
53481000	AWWSC Services - Labor CAPX	CF	9300006955	12/31/2012	254.99
53481000	AWWSC Services - Labor CAPX	CF	9300006962	12/31/2012	192.93
53481000	AWWSC Services - Labor CAPX	CF	9300006965	12/31/2012	497.83
53481000	AWWSC Services - Labor CAPX	CF	9300006966	12/31/2012	362.43
53481000	AWWSC Services - Labor CAPX	CF	9300006969	12/31/2012	343.55
53481000	AWWSC Services - Labor CAPX	CF	9300006970	12/31/2012	53.17
53481000	AWWSC Services - Labor CAPX	CF	9300006973	12/31/2012	(11.66)
53481000	AWWSC Services - Labor CAPX	CF	9300006977	12/31/2012	(11.65)
53481000	AWWSC Services - Labor CAPX	CF	9300006980	12/31/2012	(80.81)
53481000	AWWSC Services - Labor CAPX	CF	9300006982	12/31/2012	32.55
53481000	AWWSC Services - Labor CAPX	CF	9300006983	12/31/2012	(64.78)
53481000	AWWSC Services - Labor CAPX	CF	9300006984	12/31/2012	(64.78)
53481000	AWWSC Services - Labor CAPX	CF	9300006985	12/31/2012	55.47
53481000	AWWSC Services - Labor CAPX	CF	9300007198	12/31/2012	2,983.78
53481000	AWWSC Services - Labor CAPX	CF	9300007199	12/31/2012	1,247.02
53481000	AWWSC Services - Labor CAPX	CF	9300007200	12/31/2012	3,254.16
53481000	AWWSC Services - Labor CAPX	UT	9300007278	12/31/2012	(25,986.94)
53481000	AWWSC Services - Labor CAPX	UT	9300007280	12/31/2012	(5,378.07)
53481000	AWWSC Services - Labor CAPX	UT	9300007282	12/31/2012	(3,254.16)
53481000	AWWSC Services - Labor CAPX	CF	9300007301	12/31/2012	3.87
53481000	AWWSC Services - Labor CAPX	CF	9300007302	12/31/2012	3.73
53481000	AWWSC Services - Labor CAPX	CF	9300007304	12/31/2012	4.62
53481000	AWWSC Services - Labor CAPX	CF	9300007305	12/31/2012	3.80
53481000	AWWSC Services - Labor CAPX	CF	9300007307	12/31/2012	(0.81)
53481000	AWWSC Services - Labor CAPX	CF	9300007308	12/31/2012	6.34
53481000	AWWSC Services - Labor CAPX	CF	9300007310	12/31/2012	22.97
53481000	AWWSC Services - Labor CAPX	CF	9300007311	12/31/2012	3.12
53481000	AWWSC Services - Labor CAPX	CF	9300007312	12/31/2012	4.41
53481000	AWWSC Services - Labor CAPX	CF	9300007314	12/31/2012	5.22
53481000	AWWSC Services - Labor CAPX	CF	9300007315	12/31/2012	54.65
53481000	AWWSC Services - Labor CAPX	CF	9300007316	12/31/2012	144.81
53481000	AWWSC Services - Labor CAPX	CF	9300007317	12/31/2012	76.86
53481000	AWWSC Services - Labor CAPX	CF	9300007318	12/31/2012	141.26
53481000	AWWSC Services - Labor CAPX	CF	9300007319	12/31/2012	7.07
53481000	AWWSC Services - Labor CAPX	CF	9300007320	12/31/2012	0.59
53481000	AWWSC Services - Labor CAPX	CF	9300007321	12/31/2012	256.39
53481000	AWWSC Services - Labor CAPX	CF	9300007323	12/31/2012	190.89
53481000	AWWSC Services - Labor CAPX	CF	9300007325	12/31/2012	699.67
53481000	AWWSC Services - Labor CAPX	CF	9300007326	12/31/2012	197.59
53481000	AWWSC Services - Labor CAPX	CF	9300007327	12/31/2012	1.25
53481000	AWWSC Services - Labor CAPX	CF	9300007328	12/31/2012	5.61
53481000	AWWSC Services - Labor CAPX	CF	9300007329	12/31/2012	8.09
53481000	AWWSC Services - Labor CAPX	CF	9300007330	12/31/2012	4.79

## Kentucky American Water Company

Case No. 2012-00520

Response to PSC DR1, Item 31

Account	Description	Doc Type	Document Number	Posting Date	Amount
53481000	AWWSC Services - Labor CAPX	CF	9300007331	12/31/2012	(0.16)
53481000	AWWSC Services - Labor CAPX	CF	9300007332	12/31/2012	1.79
53481000	AWWSC Services - Labor CAPX	CF	9300007334	12/31/2012	0.63
53481000	AWWSC Services - Labor CAPX	CF	9300007335	12/31/2012	0.06
53481000	AWWSC Services - Labor CAPX	CF	9300007336	12/31/2012	0.44
53481000	AWWSC Services - Labor CAPX	CF	9300007337	12/31/2012	0.37
53481000	AWWSC Services - Labor CAPX	CF	9300007338	12/31/2012	(0.03)
53481000	AWWSC Services - Labor CAPX	CF	9300007340	12/31/2012	0.47
53481000	AWWSC Services - Labor CAPX	CF	9300007347	12/31/2012	(103.22)
53481000	AWWSC Services - Labor CAPX	CF	9300007354	12/31/2012	(82.49)
53481000	AWWSC Services - Labor CAPX	CF	9300007360	12/31/2012	(49.75)
53481000	AWWSC Services - Labor CAPX	CF	9300007370	12/31/2012	27,900.23
53481000	AWWSC Services - Labor CAPX	CF	9300007371	12/31/2012	6,277.58
53481000	AWWSC Services - Labor CAPX	CF	9300007379	12/31/2012	(626.36)
53481000	AWWSC Services - Labor CAPX	CF	9300007387	12/31/2012	(13.33)
53481000	AWWSC Services - Labor CAPX	CF	9300007388	12/31/2012	(25.18)
53481000	AWWSC Services - Labor CAPX	CF	9300007402	12/31/2012	(440.62)
53481000	AWWSC Services - Labor CAPX	CF	9300007404	12/31/2012	56.88
53481000	AWWSC Services - Labor CAPX	CF	9300007405	12/31/2012	(93.46)
53481000	AWWSC Services - Labor CAPX	CF	9300007406	12/31/2012	125.01
53481000	AWWSC Services - Labor CAPX	CF	9300007407	12/31/2012	126.28
53481000	AWWSC Services - Labor CAPX	CF	9300007408	12/31/2012	0.50
53481000	AWWSC Services - Labor CAPX	CF	9300007409	12/31/2012	18.53
53481000	AWWSC Services - Labor CAPX	CF	9300007410	12/31/2012	(23.12)
53481000	AWWSC Services - Labor CAPX	CF	9300007412	12/31/2012	0.05
53481000	AWWSC Services - Labor CAPX	CF	9300007413	12/31/2012	0.25
53481000	AWWSC Services - Labor CAPX	CF	9300007414	12/31/2012	(0.10)
53481000	AWWSC Services - Labor CAPX	UT	9300007437	12/31/2012	(789.71)
53481000	AWWSC Services - Labor CAPX	UT	9300007438	12/31/2012	(242.63)
53481000	AWWSC Services - Labor CAPX	UT	9300007439	12/31/2012	(147.21)
53481100	AWWSC Services - Pension CAPX	UZ	2000000787	12/31/2012	(1,320.62)
53481100	AWWSC Services - Pension CAPX	UZ	2000000788	12/31/2012	(2,699.78)
53481100	AWWSC Services - Pension CAPX	UZ	2000000790	12/31/2012	(1,580.13)
53481100	AWWSC Services - Pension CAPX	CF	9300007301	12/31/2012	6.44
53481100	AWWSC Services - Pension CAPX	CF	9300007302	12/31/2012	10.91
53481100	AWWSC Services - Pension CAPX	CF	9300007303	12/31/2012	17.88
53481100	AWWSC Services - Pension CAPX	CF	9300007304	12/31/2012	7.52
53481100	AWWSC Services - Pension CAPX	CF	9300007305	12/31/2012	6.97
53481100	AWWSC Services - Pension CAPX	CF	9300007306	12/31/2012	11.17
53481100	AWWSC Services - Pension CAPX	CF	9300007308	12/31/2012	8.76
53481100	AWWSC Services - Pension CAPX	CF	9300007309	12/31/2012	6.70
53481100	AWWSC Services - Pension CAPX	CF	9300007310	12/31/2012	1.26
53481100	AWWSC Services - Pension CAPX	CF	9300007311	12/31/2012	13.82
53481100	AWWSC Services - Pension CAPX	CF	9300007312	12/31/2012	12.82
53481100	AWWSC Services - Pension CAPX	CF	9300007313	12/31/2012	17.87
53481100	AWWSC Services - Pension CAPX	CF	9300007314	12/31/2012	25.66
53481100	AWWSC Services - Pension CAPX	CF	9300007315	12/31/2012	705.68
53481100	AWWSC Services - Pension CAPX	CF	9300007316	12/31/2012	116.76
53481100	AWWSC Services - Pension CAPX	CF	9300007318	12/31/2012	(95.00)
53481100	AWWSC Services - Pension CAPX	CF	9300007319	12/31/2012	201.39
53481100	AWWSC Services - Pension CAPX	CF	9300007320	12/31/2012	159.36
53481100	AWWSC Services - Pension CAPX	CF	9300007321	12/31/2012	19.27
53481100	AWWSC Services - Pension CAPX	CF	9300007322	12/31/2012	641.76

## Kentucky American Water Company

Case No. 2012-00520

Response to PSC DR1, Item 31

Account	Description	Doc Type	Document Number	Posting Date	Amount
53481100	AWWSC Services - Pension CAP\CF		9300007324	12/31/2012	351.18
53481100	AWWSC Services - Pension CAP\CF		9300007325	12/31/2012	834.99
53481100	AWWSC Services - Pension CAP\CF		9300007326	12/31/2012	855.93
53481100	AWWSC Services - Pension CAP\CF		9300007327	12/31/2012	5.10
53481100	AWWSC Services - Pension CAP\CF		9300007328	12/31/2012	13.97
53481100	AWWSC Services - Pension CAP\CF		9300007329	12/31/2012	32.29
53481100	AWWSC Services - Pension CAP\CF		9300007330	12/31/2012	13.49
53481100	AWWSC Services - Pension CAP\CF		9300007331	12/31/2012	0.69
53481100	AWWSC Services - Pension CAP\CF		9300007332	12/31/2012	0.52
53481100	AWWSC Services - Pension CAP\CF		9300007333	12/31/2012	1.13
53481100	AWWSC Services - Pension CAP\CF		9300007335	12/31/2012	0.37
53481100	AWWSC Services - Pension CAP\CF		9300007336	12/31/2012	0.47
53481100	AWWSC Services - Pension CAP\CF		9300007337	12/31/2012	0.21
53481100	AWWSC Services - Pension CAP\CF		9300007338	12/31/2012	0.44
53481100	AWWSC Services - Pension CAP\CF		9300007339	12/31/2012	1.01
53481100	AWWSC Services - Pension CAP\CF		9300007340	12/31/2012	757.89
53481100	AWWSC Services - Pension CAP\CF		9300007351	12/31/2012	620.41
53481100	AWWSC Services - Pension CAP\CF		9300007357	12/31/2012	612.96
53481100	AWWSC Services - Pension CAP\CF		9300007366	12/31/2012	1,490.22
53481100	AWWSC Services - Pension CAP\CF		9300007375	12/31/2012	476.26
53481100	AWWSC Services - Pension CAP\CF		9300007391	12/31/2012	727.54
53481100	AWWSC Services - Pension CAP\CF		9300007403	12/31/2012	346.57
53481100	AWWSC Services - Pension CAP\CF		9300007404	12/31/2012	194.16
53481100	AWWSC Services - Pension CAP\CF		9300007405	12/31/2012	214.82
53481100	AWWSC Services - Pension CAP\CF		9300007407	12/31/2012	390.74
53481100	AWWSC Services - Pension CAP\CF		9300007408	12/31/2012	151.20
53481100	AWWSC Services - Pension CAP\CF		9300007409	12/31/2012	189.19
53481100	AWWSC Services - Pension CAP\CF		9300007410	12/31/2012	220.19
53481100	AWWSC Services - Pension CAP\CF		9300007411	12/31/2012	147.55
53481100	AWWSC Services - Pension CAP\CF		9300007412	12/31/2012	0.30
53481100	AWWSC Services - Pension CAP\CF		9300007413	12/31/2012	0.62
53481100	AWWSC Services - Pension CAP\CF		9300007414	12/31/2012	0.14
53481100	AWWSC Services - Pension CAP\UT		9300007437	12/31/2012	(3,879.64)
53481100	AWWSC Services - Pension CAP\UT		9300007438	12/31/2012	(665.46)
53481100	AWWSC Services - Pension CAP\UT		9300007439	12/31/2012	(403.92)
53481200	AWWSC Services - Group Ins CA UZ		2000000783	12/31/2012	(1,452.53)
53481200	AWWSC Services - Group Ins CA UZ		2000000784	12/31/2012	(2,981.26)
53481200	AWWSC Services - Group Ins CA UZ		2000000787	12/31/2012	(636.52)
53481200	AWWSC Services - Group Ins CA UZ		2000000788	12/31/2012	(778.52)
53481200	AWWSC Services - Group Ins CA UZ		2000000790	12/31/2012	(156.24)
53481200	AWWSC Services - Group Ins CA CF		9300006706	12/31/2012	25.24
53481200	AWWSC Services - Group Ins CA CF		9300006707	12/31/2012	14.39
53481200	AWWSC Services - Group Ins CA CF		9300006708	12/31/2012	11.06
53481200	AWWSC Services - Group Ins CA CF		9300006709	12/31/2012	71.45
53481200	AWWSC Services - Group Ins CA CF		9300006710	12/31/2012	90.15
53481200	AWWSC Services - Group Ins CA CF		9300006711	12/31/2012	29.69
53481200	AWWSC Services - Group Ins CA CF		9300006712	12/31/2012	232.69
53481200	AWWSC Services - Group Ins CA CF		9300006713	12/31/2012	29.91
53481200	AWWSC Services - Group Ins CA CF		9300006714	12/31/2012	13.17
53481200	AWWSC Services - Group Ins CA CF		9300006715	12/31/2012	7.28
53481200	AWWSC Services - Group Ins CA CF		9300006716	12/31/2012	(0.87)
53481200	AWWSC Services - Group Ins CA CF		9300006717	12/31/2012	179.56
53481200	AWWSC Services - Group Ins CA CF		9300006743	12/31/2012	(600.42)



## Kentucky American Water Company

Case No. 2012-00520

Response to PSC DR1, Item 31

Account	Description	Doc Type	Document Number	Posting Date	Amount
53481200	AWWSC Services - Group Ins CA CF		9300006744	12/31/2012	51.35
53481200	AWWSC Services - Group Ins CA CF		9300006745	12/31/2012	100.01
53481200	AWWSC Services - Group Ins CA CF		9300006746	12/31/2012	22.74
53481200	AWWSC Services - Group Ins CA CF		9300006747	12/31/2012	149.20
53481200	AWWSC Services - Group Ins CA CF		9300006750	12/31/2012	17.94
53481200	AWWSC Services - Group Ins CA CF		9300006751	12/31/2012	24.26
53481200	AWWSC Services - Group Ins CA CF		9300006752	12/31/2012	0.21
53481200	AWWSC Services - Group Ins CA CF		9300006753	12/31/2012	0.13
53481200	AWWSC Services - Group Ins CA CF		9300006754	12/31/2012	719.46
53481200	AWWSC Services - Group Ins CA CF		9300006755	12/31/2012	60.10
53481200	AWWSC Services - Group Ins CA CF		9300006756	12/31/2012	836.80
53481200	AWWSC Services - Group Ins CA CF		9300006757	12/31/2012	78.80
53481200	AWWSC Services - Group Ins CA CF		9300006758	12/31/2012	11.75
53481200	AWWSC Services - Group Ins CA CF		9300006759	12/31/2012	190.03
53481200	AWWSC Services - Group Ins CA CF		9300006760	12/31/2012	615.63
53481200	AWWSC Services - Group Ins CA CF		9300006761	12/31/2012	2.97
53481200	AWWSC Services - Group Ins CA CF		9300006762	12/31/2012	21.31
53481200	AWWSC Services - Group Ins CA CF		9300006763	12/31/2012	16.33
53481200	AWWSC Services - Group Ins CA CF		9300006764	12/31/2012	16.93
53481200	AWWSC Services - Group Ins CA CF		9300006765	12/31/2012	5.32
53481200	AWWSC Services - Group Ins CA CF		9300006766	12/31/2012	5.32
53481200	AWWSC Services - Group Ins CA CF		9300006767	12/31/2012	5.32
53481200	AWWSC Services - Group Ins CA CF		9300006768	12/31/2012	4.39
53481200	AWWSC Services - Group Ins CA CF		9300006769	12/31/2012	9.42
53481200	AWWSC Services - Group Ins CA CF		9300006770	12/31/2012	9.14
53481200	AWWSC Services - Group Ins CA CF		9300006771	12/31/2012	9.15
53481200	AWWSC Services - Group Ins CA CF		9300006772	12/31/2012	12.71
53481200	AWWSC Services - Group Ins CA CF		9300006773	12/31/2012	43.23
53481200	AWWSC Services - Group Ins CA CF		9300006774	12/31/2012	60.74
53481200	AWWSC Services - Group Ins CA CF		9300006777	12/31/2012	9.46
53481200	AWWSC Services - Group Ins CA CF		9300006778	12/31/2012	64.11
53481200	AWWSC Services - Group Ins CA CF		9300006779	12/31/2012	64.31
53481200	AWWSC Services - Group Ins CA CF		9300006780	12/31/2012	64.86
53481200	AWWSC Services - Group Ins CA CF		9300006781	12/31/2012	16.31
53481200	AWWSC Services - Group Ins CA CF		9300006782	12/31/2012	12.86
53481200	AWWSC Services - Group Ins CA CF		9300006783	12/31/2012	13.68
53481200	AWWSC Services - Group Ins CA CF		9300006784	12/31/2012	254.33
53481200	AWWSC Services - Group Ins CA CF		9300006786	12/31/2012	105.41
53481200	AWWSC Services - Group Ins CA CF		9300006787	12/31/2012	165.95
53481200	AWWSC Services - Group Ins CA CF		9300006788	12/31/2012	23.01
53481200	AWWSC Services - Group Ins CA CF		9300006789	12/31/2012	23.04
53481200	AWWSC Services - Group Ins CA CF		9300006790	12/31/2012	23.01
53481200	AWWSC Services - Group Ins CA CF		9300006791	12/31/2012	4.87
53481200	AWWSC Services - Group Ins CA CF		9300006792	12/31/2012	10.81
53481200	AWWSC Services - Group Ins CA CF		9300006810	12/31/2012	37.55
53481200	AWWSC Services - Group Ins CA CF		9300006812	12/31/2012	(4.69)
53481200	AWWSC Services - Group Ins CA CF		9300006830	12/31/2012	90.10
53481200	AWWSC Services - Group Ins CA CF		9300006831	12/31/2012	311.05
53481200	AWWSC Services - Group Ins CA CF		9300006832	12/31/2012	18.98
53481200	AWWSC Services - Group Ins CA CF		9300006833	12/31/2012	5.16
53481200	AWWSC Services - Group Ins CA CF		9300006836	12/31/2012	541.71
53481200	AWWSC Services - Group Ins CA CF		9300006838	12/31/2012	52.56
53481200	AWWSC Services - Group Ins CA CF		9300006839	12/31/2012	0.30

## Kentucky American Water Company

Case No. 2012-00520

Response to PSC DR1, Item 31

Account	Description	Doc Type	Document Number	Posting Date	Amount
53481200	AWWSC Services - Group Ins CA CF		9300006840	12/31/2012	0.22
53481200	AWWSC Services - Group Ins CA CF		9300006843	12/31/2012	53.30
53481200	AWWSC Services - Group Ins CA CF		9300006844	12/31/2012	0.22
53481200	AWWSC Services - Group Ins CA CF		9300006847	12/31/2012	22.96
53481200	AWWSC Services - Group Ins CA CF		9300006849	12/31/2012	22.99
53481200	AWWSC Services - Group Ins CA CF		9300006850	12/31/2012	42.21
53481200	AWWSC Services - Group Ins CA CF		9300006852	12/31/2012	42.20
53481200	AWWSC Services - Group Ins CA CF		9300006853	12/31/2012	100.93
53481200	AWWSC Services - Group Ins CA CF		9300006855	12/31/2012	0.01
53481200	AWWSC Services - Group Ins CA CF		9300006857	12/31/2012	144.99
53481200	AWWSC Services - Group Ins CA CF		9300006858	12/31/2012	54.84
53481200	AWWSC Services - Group Ins CA CF		9300006859	12/31/2012	43.73
53481200	AWWSC Services - Group Ins CA CF		9300006860	12/31/2012	10.16
53481200	AWWSC Services - Group Ins CA CF		9300006861	12/31/2012	10.16
53481200	AWWSC Services - Group Ins CA CF		9300006863	12/31/2012	21.16
53481200	AWWSC Services - Group Ins CA CF		9300006864	12/31/2012	8.19
53481200	AWWSC Services - Group Ins CA CF		9300006865	12/31/2012	72.16
53481200	AWWSC Services - Group Ins CA CF		9300006866	12/31/2012	39.66
53481200	AWWSC Services - Group Ins CA CF		9300006869	12/31/2012	(0.74)
53481200	AWWSC Services - Group Ins CA CF		9300006871	12/31/2012	6.84
53481200	AWWSC Services - Group Ins CA CF		9300006873	12/31/2012	1.13
53481200	AWWSC Services - Group Ins CA CF		9300006876	12/31/2012	2.80
53481200	AWWSC Services - Group Ins CA CF		9300006878	12/31/2012	10.73
53481200	AWWSC Services - Group Ins CA CF		9300006880	12/31/2012	(0.24)
53481200	AWWSC Services - Group Ins CA CF		9300006881	12/31/2012	(0.34)
53481200	AWWSC Services - Group Ins CA CF		9300006882	12/31/2012	1.18
53481200	AWWSC Services - Group Ins CA CF		9300006885	12/31/2012	0.94
53481200	AWWSC Services - Group Ins CA CF		9300006889	12/31/2012	0.94
53481200	AWWSC Services - Group Ins CA CF		9300006903	12/31/2012	0.93
53481200	AWWSC Services - Group Ins CA CF		9300006905	12/31/2012	10.16
53481200	AWWSC Services - Group Ins CA CF		9300006906	12/31/2012	10.16
53481200	AWWSC Services - Group Ins CA CF		9300006908	12/31/2012	10.16
53481200	AWWSC Services - Group Ins CA CF		9300006909	12/31/2012	(2.29)
53481200	AWWSC Services - Group Ins CA CF		9300006910	12/31/2012	(7.71)
53481200	AWWSC Services - Group Ins CA CF		9300006914	12/31/2012	8.82
53481200	AWWSC Services - Group Ins CA CF		9300006916	12/31/2012	22.74
53481200	AWWSC Services - Group Ins CA CF		9300006917	12/31/2012	11.60
53481200	AWWSC Services - Group Ins CA CF		9300006918	12/31/2012	16.68
53481200	AWWSC Services - Group Ins CA CF		9300006919	12/31/2012	9.22
53481200	AWWSC Services - Group Ins CA CF		9300006923	12/31/2012	2.80
53481200	AWWSC Services - Group Ins CA CF		9300006924	12/31/2012	30.18
53481200	AWWSC Services - Group Ins CA CF		9300006928	12/31/2012	0.59
53481200	AWWSC Services - Group Ins CA CF		9300006929	12/31/2012	336.39
53481200	AWWSC Services - Group Ins CA CF		9300006931	12/31/2012	(4.52)
53481200	AWWSC Services - Group Ins CA CF		9300006932	12/31/2012	4.79
53481200	AWWSC Services - Group Ins CA CF		9300006935	12/31/2012	100.96
53481200	AWWSC Services - Group Ins CA CF		9300006936	12/31/2012	36.95
53481200	AWWSC Services - Group Ins CA CF		9300006938	12/31/2012	2.64
53481200	AWWSC Services - Group Ins CA CF		9300006939	12/31/2012	47.69
53481200	AWWSC Services - Group Ins CA CF		9300006940	12/31/2012	49.97
53481200	AWWSC Services - Group Ins CA CF		9300006941	12/31/2012	41.51
53481200	AWWSC Services - Group Ins CA CF		9300006942	12/31/2012	3.82
53481200	AWWSC Services - Group Ins CA CF		9300006943	12/31/2012	39.43

## Kentucky American Water Company

Case No. 2012-00520

Response to PSC DR1, Item 31

Account	Description	Doc Type	Document Number	Posting Date	Amount
53481200	AWWSC Services - Group Ins CA CF		9300006945	12/31/2012	6.38
53481200	AWWSC Services - Group Ins CA CF		9300006948	12/31/2012	12.96
53481200	AWWSC Services - Group Ins CA CF		9300006951	12/31/2012	9.26
53481200	AWWSC Services - Group Ins CA CF		9300006952	12/31/2012	9.89
53481200	AWWSC Services - Group Ins CA CF		9300006953	12/31/2012	6.08
53481200	AWWSC Services - Group Ins CA CF		9300006954	12/31/2012	7.64
53481200	AWWSC Services - Group Ins CA CF		9300006955	12/31/2012	47.34
53481200	AWWSC Services - Group Ins CA CF		9300006962	12/31/2012	14.29
53481200	AWWSC Services - Group Ins CA CF		9300006965	12/31/2012	65.27
53481200	AWWSC Services - Group Ins CA CF		9300006966	12/31/2012	40.19
53481200	AWWSC Services - Group Ins CA CF		9300006969	12/31/2012	33.65
53481200	AWWSC Services - Group Ins CA CF		9300006970	12/31/2012	5.90
53481200	AWWSC Services - Group Ins CA CF		9300006973	12/31/2012	(2.11)
53481200	AWWSC Services - Group Ins CA CF		9300006977	12/31/2012	(2.11)
53481200	AWWSC Services - Group Ins CA CF		9300006980	12/31/2012	(13.84)
53481200	AWWSC Services - Group Ins CA CF		9300006982	12/31/2012	3.62
53481200	AWWSC Services - Group Ins CA CF		9300006983	12/31/2012	(0.34)
53481200	AWWSC Services - Group Ins CA CF		9300006984	12/31/2012	(0.34)
53481200	AWWSC Services - Group Ins CA CF		9300006985	12/31/2012	4.87
53481200	AWWSC Services - Group Ins CA CF		9300007198	12/31/2012	382.40
53481200	AWWSC Services - Group Ins CA CF		9300007199	12/31/2012	177.74
53481200	AWWSC Services - Group Ins CA CF		9300007200	12/31/2012	462.97
53481200	AWWSC Services - Group Ins CA UT		9300007278	12/31/2012	(2,369.05)
53481200	AWWSC Services - Group Ins CA UT		9300007280	12/31/2012	(615.63)
53481200	AWWSC Services - Group Ins CA UT		9300007282	12/31/2012	(462.97)
53481200	AWWSC Services - Group Ins CA CF		9300007301	12/31/2012	1.98
53481200	AWWSC Services - Group Ins CA CF		9300007302	12/31/2012	2.08
53481200	AWWSC Services - Group Ins CA CF		9300007303	12/31/2012	6.99
53481200	AWWSC Services - Group Ins CA CF		9300007304	12/31/2012	2.08
53481200	AWWSC Services - Group Ins CA CF		9300007305	12/31/2012	0.54
53481200	AWWSC Services - Group Ins CA CF		9300007306	12/31/2012	2.09
53481200	AWWSC Services - Group Ins CA CF		9300007307	12/31/2012	(6.13)
53481200	AWWSC Services - Group Ins CA CF		9300007308	12/31/2012	2.44
53481200	AWWSC Services - Group Ins CA CF		9300007309	12/31/2012	1.27
53481200	AWWSC Services - Group Ins CA CF		9300007310	12/31/2012	(0.29)
53481200	AWWSC Services - Group Ins CA CF		9300007311	12/31/2012	2.13
53481200	AWWSC Services - Group Ins CA CF		9300007312	12/31/2012	6.97
53481200	AWWSC Services - Group Ins CA CF		9300007313	12/31/2012	3.43
53481200	AWWSC Services - Group Ins CA CF		9300007314	12/31/2012	5.96
53481200	AWWSC Services - Group Ins CA CF		9300007315	12/31/2012	1.26
53481200	AWWSC Services - Group Ins CA CF		9300007316	12/31/2012	214.17
53481200	AWWSC Services - Group Ins CA CF		9300007317	12/31/2012	8.89
53481200	AWWSC Services - Group Ins CA CF		9300007318	12/31/2012	(24.19)
53481200	AWWSC Services - Group Ins CA CF		9300007319	12/31/2012	39.65
53481200	AWWSC Services - Group Ins CA CF		9300007320	12/31/2012	1.14
53481200	AWWSC Services - Group Ins CA CF		9300007321	12/31/2012	127.16
53481200	AWWSC Services - Group Ins CA CF		9300007323	12/31/2012	90.51
53481200	AWWSC Services - Group Ins CA CF		9300007325	12/31/2012	285.01
53481200	AWWSC Services - Group Ins CA CF		9300007326	12/31/2012	230.77
53481200	AWWSC Services - Group Ins CA CF		9300007327	12/31/2012	0.94
53481200	AWWSC Services - Group Ins CA CF		9300007328	12/31/2012	7.35
53481200	AWWSC Services - Group Ins CA CF		9300007329	12/31/2012	7.52
53481200	AWWSC Services - Group Ins CA CF		9300007330	12/31/2012	0.65

## Kentucky American Water Company

Case No. 2012-00520

Response to PSC DR1, Item 31

Account	Description	Doc Type	Document Number	Posting Date	Amount
53481200	AWWSC Services - Group Ins CA CF		9300007331	12/31/2012	0.26
53481200	AWWSC Services - Group Ins CA CF		9300007332	12/31/2012	0.30
53481200	AWWSC Services - Group Ins CA CF		9300007333	12/31/2012	0.22
53481200	AWWSC Services - Group Ins CA CF		9300007334	12/31/2012	0.06
53481200	AWWSC Services - Group Ins CA CF		9300007335	12/31/2012	0.05
53481200	AWWSC Services - Group Ins CA CF		9300007336	12/31/2012	0.14
53481200	AWWSC Services - Group Ins CA CF		9300007337	12/31/2012	0.14
53481200	AWWSC Services - Group Ins CA CF		9300007338	12/31/2012	0.09
53481200	AWWSC Services - Group Ins CA CF		9300007339	12/31/2012	0.08
53481200	AWWSC Services - Group Ins CA CF		9300007340	12/31/2012	0.05
53481200	AWWSC Services - Group Ins CA CF		9300007345	12/31/2012	162.26
53481200	AWWSC Services - Group Ins CA CF		9300007352	12/31/2012	107.65
53481200	AWWSC Services - Group Ins CA CF		9300007358	12/31/2012	112.81
53481200	AWWSC Services - Group Ins CA CF		9300007367	12/31/2012	695.91
53481200	AWWSC Services - Group Ins CA CF		9300007376	12/31/2012	65.53
53481200	AWWSC Services - Group Ins CA CF		9300007377	12/31/2012	41.79
53481200	AWWSC Services - Group Ins CA CF		9300007390	12/31/2012	144.54
53481200	AWWSC Services - Group Ins CA CF		9300007399	12/31/2012	7.86
53481200	AWWSC Services - Group Ins CA CF		9300007403	12/31/2012	(39.11)
53481200	AWWSC Services - Group Ins CA CF		9300007404	12/31/2012	23.87
53481200	AWWSC Services - Group Ins CA CF		9300007405	12/31/2012	40.27
53481200	AWWSC Services - Group Ins CA CF		9300007406	12/31/2012	10.26
53481200	AWWSC Services - Group Ins CA CF		9300007407	12/31/2012	75.85
53481200	AWWSC Services - Group Ins CA CF		9300007408	12/31/2012	28.32
53481200	AWWSC Services - Group Ins CA CF		9300007409	12/31/2012	36.69
53481200	AWWSC Services - Group Ins CA CF		9300007410	12/31/2012	34.89
53481200	AWWSC Services - Group Ins CA CF		9300007411	12/31/2012	30.50
53481200	AWWSC Services - Group Ins CA CF		9300007412	12/31/2012	0.01
53481200	AWWSC Services - Group Ins CA CF		9300007413	12/31/2012	0.20
53481200	AWWSC Services - Group Ins CA UT		9300007437	12/31/2012	(756.60)
53481200	AWWSC Services - Group Ins CA UT		9300007438	12/31/2012	(171.76)
53481200	AWWSC Services - Group Ins CA UT		9300007439	12/31/2012	(104.22)
53481300	AWWSC Services - Other Benefi UZ		2000000783	12/31/2012	(513.47)
53481300	AWWSC Services - Other Benefi UZ		2000000784	12/31/2012	(3,586.35)
53481300	AWWSC Services - Other Benefi UZ		2000000787	12/31/2012	(745.48)
53481300	AWWSC Services - Other Benefi UZ		2000000788	12/31/2012	(754.64)
53481300	AWWSC Services - Other Benefi UZ		2000000789	12/31/2012	(44.93)
53481300	AWWSC Services - Other Benefi UZ		2000000790	12/31/2012	(283.00)
53481300	AWWSC Services - Other Benefi CF		9300006706	12/31/2012	(0.25)
53481300	AWWSC Services - Other Benefi CF		9300006707	12/31/2012	8.51
53481300	AWWSC Services - Other Benefi CF		9300006708	12/31/2012	16.64
53481300	AWWSC Services - Other Benefi CF		9300006709	12/31/2012	46.01
53481300	AWWSC Services - Other Benefi CF		9300006710	12/31/2012	53.97
53481300	AWWSC Services - Other Benefi CF		9300006711	12/31/2012	27.70
53481300	AWWSC Services - Other Benefi CF		9300006712	12/31/2012	111.94
53481300	AWWSC Services - Other Benefi CF		9300006713	12/31/2012	18.16
53481300	AWWSC Services - Other Benefi CF		9300006714	12/31/2012	3.27
53481300	AWWSC Services - Other Benefi CF		9300006715	12/31/2012	1.81
53481300	AWWSC Services - Other Benefi CF		9300006716	12/31/2012	(0.21)
53481300	AWWSC Services - Other Benefi CF		9300006717	12/31/2012	67.78
53481300	AWWSC Services - Other Benefi CF		9300006743	12/31/2012	(231.21)
53481300	AWWSC Services - Other Benefi CF		9300006744	12/31/2012	7.27
53481300	AWWSC Services - Other Benefi CF		9300006745	12/31/2012	20.22

## Kentucky American Water Company

Case No. 2012-00520

Response to PSC DR1, Item 31

Account	Description	Doc Type	Document Number	Posting Date	Amount
53481300	AWWSC Services - Other Benefi	CF	9300006747	12/31/2012	16.50
53481300	AWWSC Services - Other Benefi	CF	9300006750	12/31/2012	7.74
53481300	AWWSC Services - Other Benefi	CF	9300006751	12/31/2012	9.92
53481300	AWWSC Services - Other Benefi	CF	9300006752	12/31/2012	0.48
53481300	AWWSC Services - Other Benefi	CF	9300006753	12/31/2012	1.30
53481300	AWWSC Services - Other Benefi	CF	9300006754	12/31/2012	277.18
53481300	AWWSC Services - Other Benefi	CF	9300006755	12/31/2012	7.16
53481300	AWWSC Services - Other Benefi	CF	9300006756	12/31/2012	451.02
53481300	AWWSC Services - Other Benefi	CF	9300006757	12/31/2012	27.00
53481300	AWWSC Services - Other Benefi	CF	9300006758	12/31/2012	7.41
53481300	AWWSC Services - Other Benefi	CF	9300006759	12/31/2012	34.86
53481300	AWWSC Services - Other Benefi	CF	9300006760	12/31/2012	179.57
53481300	AWWSC Services - Other Benefi	CF	9300006761	12/31/2012	0.57
53481300	AWWSC Services - Other Benefi	CF	9300006762	12/31/2012	19.30
53481300	AWWSC Services - Other Benefi	CF	9300006763	12/31/2012	11.24
53481300	AWWSC Services - Other Benefi	CF	9300006764	12/31/2012	11.68
53481300	AWWSC Services - Other Benefi	CF	9300006765	12/31/2012	3.29
53481300	AWWSC Services - Other Benefi	CF	9300006766	12/31/2012	3.29
53481300	AWWSC Services - Other Benefi	CF	9300006767	12/31/2012	3.29
53481300	AWWSC Services - Other Benefi	CF	9300006768	12/31/2012	1.17
53481300	AWWSC Services - Other Benefi	CF	9300006769	12/31/2012	(558.24)
53481300	AWWSC Services - Other Benefi	CF	9300006770	12/31/2012	(558.24)
53481300	AWWSC Services - Other Benefi	CF	9300006771	12/31/2012	(558.24)
53481300	AWWSC Services - Other Benefi	CF	9300006772	12/31/2012	848.50
53481300	AWWSC Services - Other Benefi	CF	9300006773	12/31/2012	(644.57)
53481300	AWWSC Services - Other Benefi	CF	9300006774	12/31/2012	773.40
53481300	AWWSC Services - Other Benefi	CF	9300006777	12/31/2012	3.77
53481300	AWWSC Services - Other Benefi	CF	9300006778	12/31/2012	42.16
53481300	AWWSC Services - Other Benefi	CF	9300006779	12/31/2012	41.83
53481300	AWWSC Services - Other Benefi	CF	9300006780	12/31/2012	41.91
53481300	AWWSC Services - Other Benefi	CF	9300006781	12/31/2012	8.33
53481300	AWWSC Services - Other Benefi	CF	9300006782	12/31/2012	7.27
53481300	AWWSC Services - Other Benefi	CF	9300006783	12/31/2012	6.53
53481300	AWWSC Services - Other Benefi	CF	9300006784	12/31/2012	1,689.23
53481300	AWWSC Services - Other Benefi	CF	9300006786	12/31/2012	1,400.88
53481300	AWWSC Services - Other Benefi	CF	9300006787	12/31/2012	614.45
53481300	AWWSC Services - Other Benefi	CF	9300006788	12/31/2012	15.99
53481300	AWWSC Services - Other Benefi	CF	9300006789	12/31/2012	15.97
53481300	AWWSC Services - Other Benefi	CF	9300006790	12/31/2012	15.99
53481300	AWWSC Services - Other Benefi	CF	9300006791	12/31/2012	64.39
53481300	AWWSC Services - Other Benefi	CF	9300006792	12/31/2012	69.23
53481300	AWWSC Services - Other Benefi	CF	9300006810	12/31/2012	3.61
53481300	AWWSC Services - Other Benefi	CF	9300006812	12/31/2012	(0.45)
53481300	AWWSC Services - Other Benefi	CF	9300006830	12/31/2012	34.23
53481300	AWWSC Services - Other Benefi	CF	9300006831	12/31/2012	1,095.70
53481300	AWWSC Services - Other Benefi	CF	9300006832	12/31/2012	15.31
53481300	AWWSC Services - Other Benefi	CF	9300006833	12/31/2012	0.21
53481300	AWWSC Services - Other Benefi	CF	9300006836	12/31/2012	(1,262.01)
53481300	AWWSC Services - Other Benefi	CF	9300006838	12/31/2012	38.04
53481300	AWWSC Services - Other Benefi	CF	9300006839	12/31/2012	0.14
53481300	AWWSC Services - Other Benefi	CF	9300006840	12/31/2012	0.09
53481300	AWWSC Services - Other Benefi	CF	9300006843	12/31/2012	38.32
53481300	AWWSC Services - Other Benefi	CF	9300006844	12/31/2012	0.09

## Kentucky American Water Company

Case No. 2012-00520

Response to PSC DR1, Item 31

Account	Description	Doc Type	Document Number	Posting Date	Amount
53481300	AWWSC Services - Other Benefi	CF	9300006847	12/31/2012	15.65
53481300	AWWSC Services - Other Benefi	CF	9300006849	12/31/2012	15.88
53481300	AWWSC Services - Other Benefi	CF	9300006850	12/31/2012	100.98
53481300	AWWSC Services - Other Benefi	CF	9300006851	12/31/2012	(5.83)
53481300	AWWSC Services - Other Benefi	CF	9300006852	12/31/2012	100.98
53481300	AWWSC Services - Other Benefi	CF	9300006853	12/31/2012	45.20
53481300	AWWSC Services - Other Benefi	CF	9300006857	12/31/2012	33.17
53481300	AWWSC Services - Other Benefi	CF	9300006858	12/31/2012	15.31
53481300	AWWSC Services - Other Benefi	CF	9300006859	12/31/2012	293.07
53481300	AWWSC Services - Other Benefi	CF	9300006860	12/31/2012	6.42
53481300	AWWSC Services - Other Benefi	CF	9300006861	12/31/2012	6.42
53481300	AWWSC Services - Other Benefi	CF	9300006862	12/31/2012	(6.41)
53481300	AWWSC Services - Other Benefi	CF	9300006863	12/31/2012	6.02
53481300	AWWSC Services - Other Benefi	CF	9300006864	12/31/2012	3.65
53481300	AWWSC Services - Other Benefi	CF	9300006865	12/31/2012	27.13
53481300	AWWSC Services - Other Benefi	CF	9300006866	12/31/2012	37.43
53481300	AWWSC Services - Other Benefi	CF	9300006867	12/31/2012	(85.24)
53481300	AWWSC Services - Other Benefi	CF	9300006869	12/31/2012	(0.32)
53481300	AWWSC Services - Other Benefi	CF	9300006871	12/31/2012	0.55
53481300	AWWSC Services - Other Benefi	CF	9300006873	12/31/2012	0.04
53481300	AWWSC Services - Other Benefi	CF	9300006878	12/31/2012	5.05
53481300	AWWSC Services - Other Benefi	CF	9300006880	12/31/2012	(0.19)
53481300	AWWSC Services - Other Benefi	CF	9300006881	12/31/2012	(0.19)
53481300	AWWSC Services - Other Benefi	CF	9300006882	12/31/2012	0.95
53481300	AWWSC Services - Other Benefi	CF	9300006885	12/31/2012	0.77
53481300	AWWSC Services - Other Benefi	CF	9300006889	12/31/2012	0.77
53481300	AWWSC Services - Other Benefi	CF	9300006891	12/31/2012	4.81
53481300	AWWSC Services - Other Benefi	CF	9300006903	12/31/2012	0.48
53481300	AWWSC Services - Other Benefi	CF	9300006904	12/31/2012	(3.91)
53481300	AWWSC Services - Other Benefi	CF	9300006905	12/31/2012	6.42
53481300	AWWSC Services - Other Benefi	CF	9300006906	12/31/2012	6.42
53481300	AWWSC Services - Other Benefi	CF	9300006908	12/31/2012	6.42
53481300	AWWSC Services - Other Benefi	CF	9300006909	12/31/2012	(0.35)
53481300	AWWSC Services - Other Benefi	CF	9300006910	12/31/2012	(1.16)
53481300	AWWSC Services - Other Benefi	CF	9300006914	12/31/2012	15.05
53481300	AWWSC Services - Other Benefi	CF	9300006916	12/31/2012	2.00
53481300	AWWSC Services - Other Benefi	CF	9300006917	12/31/2012	1.14
53481300	AWWSC Services - Other Benefi	CF	9300006918	12/31/2012	25.79
53481300	AWWSC Services - Other Benefi	CF	9300006923	12/31/2012	1.67
53481300	AWWSC Services - Other Benefi	CF	9300006924	12/31/2012	3.16
53481300	AWWSC Services - Other Benefi	CF	9300006928	12/31/2012	0.14
53481300	AWWSC Services - Other Benefi	CF	9300006929	12/31/2012	465.51
53481300	AWWSC Services - Other Benefi	CF	9300006931	12/31/2012	(5.25)
53481300	AWWSC Services - Other Benefi	CF	9300006932	12/31/2012	1.89
53481300	AWWSC Services - Other Benefi	CF	9300006935	12/31/2012	347.13
53481300	AWWSC Services - Other Benefi	CF	9300006936	12/31/2012	5.83
53481300	AWWSC Services - Other Benefi	CF	9300006938	12/31/2012	1.58
53481300	AWWSC Services - Other Benefi	CF	9300006939	12/31/2012	11.35
53481300	AWWSC Services - Other Benefi	CF	9300006940	12/31/2012	2.06
53481300	AWWSC Services - Other Benefi	CF	9300006941	12/31/2012	(833.69)
53481300	AWWSC Services - Other Benefi	CF	9300006942	12/31/2012	1.96
53481300	AWWSC Services - Other Benefi	CF	9300006943	12/31/2012	(834.09)
53481300	AWWSC Services - Other Benefi	CF	9300006945	12/31/2012	3.27

## Kentucky American Water Company

Case No. 2012-00520

Response to PSC DR1, Item 31

Account	Description	Doc Type	Document Number	Posting Date	Amount
53481300	AWWSC Services - Other Benefi	CF	9300006948	12/31/2012	6.64
53481300	AWWSC Services - Other Benefi	CF	9300006951	12/31/2012	4.29
53481300	AWWSC Services - Other Benefi	CF	9300006952	12/31/2012	4.59
53481300	AWWSC Services - Other Benefi	CF	9300006953	12/31/2012	3.12
53481300	AWWSC Services - Other Benefi	CF	9300006954	12/31/2012	3.92
53481300	AWWSC Services - Other Benefi	CF	9300006955	12/31/2012	13.39
53481300	AWWSC Services - Other Benefi	CF	9300006962	12/31/2012	8.87
53481300	AWWSC Services - Other Benefi	CF	9300006965	12/31/2012	36.85
53481300	AWWSC Services - Other Benefi	CF	9300006966	12/31/2012	33.61
53481300	AWWSC Services - Other Benefi	CF	9300006969	12/31/2012	18.20
53481300	AWWSC Services - Other Benefi	CF	9300006970	12/31/2012	5.05
53481300	AWWSC Services - Other Benefi	CF	9300006973	12/31/2012	(0.90)
53481300	AWWSC Services - Other Benefi	CF	9300006977	12/31/2012	(0.90)
53481300	AWWSC Services - Other Benefi	CF	9300006980	12/31/2012	(7.30)
53481300	AWWSC Services - Other Benefi	CF	9300006982	12/31/2012	3.09
53481300	AWWSC Services - Other Benefi	CF	9300006985	12/31/2012	528.63
53481300	AWWSC Services - Other Benefi	CF	9300007198	12/31/2012	114.86
53481300	AWWSC Services - Other Benefi	CF	9300007199	12/31/2012	113.84
53481300	AWWSC Services - Other Benefi	CF	9300007200	12/31/2012	98.53
53481300	AWWSC Services - Other Benefi	UT	9300007278	12/31/2012	(992.75)
53481300	AWWSC Services - Other Benefi	UT	9300007280	12/31/2012	(179.57)
53481300	AWWSC Services - Other Benefi	UT	9300007282	12/31/2012	(98.53)
53481300	AWWSC Services - Other Benefi	CF	9300007301	12/31/2012	0.62
53481300	AWWSC Services - Other Benefi	CF	9300007302	12/31/2012	2.55
53481300	AWWSC Services - Other Benefi	CF	9300007303	12/31/2012	0.59
53481300	AWWSC Services - Other Benefi	CF	9300007304	12/31/2012	0.04
53481300	AWWSC Services - Other Benefi	CF	9300007305	12/31/2012	0.50
53481300	AWWSC Services - Other Benefi	CF	9300007306	12/31/2012	0.20
53481300	AWWSC Services - Other Benefi	CF	9300007307	12/31/2012	(0.11)
53481300	AWWSC Services - Other Benefi	CF	9300007308	12/31/2012	0.16
53481300	AWWSC Services - Other Benefi	CF	9300007309	12/31/2012	(2.07)
53481300	AWWSC Services - Other Benefi	CF	9300007310	12/31/2012	0.14
53481300	AWWSC Services - Other Benefi	CF	9300007311	12/31/2012	0.29
53481300	AWWSC Services - Other Benefi	CF	9300007312	12/31/2012	3.22
53481300	AWWSC Services - Other Benefi	CF	9300007313	12/31/2012	1.66
53481300	AWWSC Services - Other Benefi	CF	9300007314	12/31/2012	0.36
53481300	AWWSC Services - Other Benefi	CF	9300007316	12/31/2012	7.60
53481300	AWWSC Services - Other Benefi	CF	9300007317	12/31/2012	6.49
53481300	AWWSC Services - Other Benefi	CF	9300007318	12/31/2012	(17.50)
53481300	AWWSC Services - Other Benefi	CF	9300007319	12/31/2012	0.36
53481300	AWWSC Services - Other Benefi	CF	9300007320	12/31/2012	0.02
53481300	AWWSC Services - Other Benefi	CF	9300007321	12/31/2012	108.83
53481300	AWWSC Services - Other Benefi	CF	9300007323	12/31/2012	11.22
53481300	AWWSC Services - Other Benefi	CF	9300007325	12/31/2012	109.19
53481300	AWWSC Services - Other Benefi	CF	9300007326	12/31/2012	21.43
53481300	AWWSC Services - Other Benefi	CF	9300007327	12/31/2012	0.28
53481300	AWWSC Services - Other Benefi	CF	9300007328	12/31/2012	(0.52)
53481300	AWWSC Services - Other Benefi	CF	9300007329	12/31/2012	0.51
53481300	AWWSC Services - Other Benefi	CF	9300007330	12/31/2012	0.26
53481300	AWWSC Services - Other Benefi	CF	9300007331	12/31/2012	0.06
53481300	AWWSC Services - Other Benefi	CF	9300007332	12/31/2012	0.14
53481300	AWWSC Services - Other Benefi	CF	9300007333	12/31/2012	(0.02)
53481300	AWWSC Services - Other Benefi	CF	9300007334	12/31/2012	0.02

## Kentucky American Water Company

Case No. 2012-00520

Response to PSC DR1, Item 31

Account	Description	Doc Type	Document Number	Posting Date	Amount
53481300	AWWSC Services - Other Benefi	CF	9300007336	12/31/2012	0.05
53481300	AWWSC Services - Other Benefi	CF	9300007337	12/31/2012	0.01
53481300	AWWSC Services - Other Benefi	CF	9300007339	12/31/2012	(0.18)
53481300	AWWSC Services - Other Benefi	CF	9300007340	12/31/2012	0.10
53481300	AWWSC Services - Other Benefi	CF	9300007346	12/31/2012	126.46
53481300	AWWSC Services - Other Benefi	CF	9300007353	12/31/2012	(0.11)
53481300	AWWSC Services - Other Benefi	CF	9300007359	12/31/2012	83.26
53481300	AWWSC Services - Other Benefi	CF	9300007368	12/31/2012	264.75
53481300	AWWSC Services - Other Benefi	CF	9300007369	12/31/2012	1,265.56
53481300	AWWSC Services - Other Benefi	CF	9300007378	12/31/2012	2.35
53481300	AWWSC Services - Other Benefi	CF	9300007389	12/31/2012	3.15
53481300	AWWSC Services - Other Benefi	CF	9300007400	12/31/2012	19.92
53481300	AWWSC Services - Other Benefi	CF	9300007402	12/31/2012	(37.77)
53481300	AWWSC Services - Other Benefi	CF	9300007404	12/31/2012	(0.37)
53481300	AWWSC Services - Other Benefi	CF	9300007405	12/31/2012	4.27
53481300	AWWSC Services - Other Benefi	CF	9300007406	12/31/2012	2.60
53481300	AWWSC Services - Other Benefi	CF	9300007407	12/31/2012	0.92
53481300	AWWSC Services - Other Benefi	CF	9300007408	12/31/2012	(0.50)
53481300	AWWSC Services - Other Benefi	CF	9300007409	12/31/2012	3.14
53481300	AWWSC Services - Other Benefi	CF	9300007410	12/31/2012	(1.20)
53481300	AWWSC Services - Other Benefi	CF	9300007411	12/31/2012	0.08
53481300	AWWSC Services - Other Benefi	CF	9300007412	12/31/2012	(0.02)
53481300	AWWSC Services - Other Benefi	CF	9300007413	12/31/2012	0.01
53481300	AWWSC Services - Other Benefi	UT	9300007437	12/31/2012	(124.26)
53481300	AWWSC Services - Other Benefi	UT	9300007438	12/31/2012	(25.35)
53481300	AWWSC Services - Other Benefi	UT	9300007439	12/31/2012	(15.34)
53481400	AWWSC Services - Contracted S	UZ	2000000783	12/31/2012	(46,428.54)
53481400	AWWSC Services - Contracted S	UZ	2000000784	12/31/2012	(121,487.95)
53481400	AWWSC Services - Contracted S	UZ	2000000787	12/31/2012	(465.59)
53481400	AWWSC Services - Contracted S	UZ	2000000788	12/31/2012	(426.67)
53481400	AWWSC Services - Contracted S	UZ	2000000790	12/31/2012	(179.17)
53481400	AWWSC Services - Contracted S	CF	9300006709	12/31/2012	(102.88)
53481400	AWWSC Services - Contracted S	CF	9300006712	12/31/2012	(16.94)
53481400	AWWSC Services - Contracted S	CF	9300006747	12/31/2012	(59.84)
53481400	AWWSC Services - Contracted S	CF	9300006762	12/31/2012	531.76
53481400	AWWSC Services - Contracted S	CF	9300006764	12/31/2012	(228.27)
53481400	AWWSC Services - Contracted S	CF	9300006772	12/31/2012	9,797.15
53481400	AWWSC Services - Contracted S	CF	9300006773	12/31/2012	9,799.34
53481400	AWWSC Services - Contracted S	CF	9300006774	12/31/2012	9,799.34
53481400	AWWSC Services - Contracted S	CF	9300006775	12/31/2012	(280.35)
53481400	AWWSC Services - Contracted S	CF	9300006778	12/31/2012	289.20
53481400	AWWSC Services - Contracted S	CF	9300006779	12/31/2012	289.20
53481400	AWWSC Services - Contracted S	CF	9300006780	12/31/2012	289.16
53481400	AWWSC Services - Contracted S	CF	9300006784	12/31/2012	5,826.61
53481400	AWWSC Services - Contracted S	CF	9300006786	12/31/2012	3,752.93
53481400	AWWSC Services - Contracted S	CF	9300006787	12/31/2012	11,451.73
53481400	AWWSC Services - Contracted S	CF	9300006788	12/31/2012	350.94
53481400	AWWSC Services - Contracted S	CF	9300006789	12/31/2012	350.94
53481400	AWWSC Services - Contracted S	CF	9300006790	12/31/2012	350.94
53481400	AWWSC Services - Contracted S	CF	9300006791	12/31/2012	887.68
53481400	AWWSC Services - Contracted S	CF	9300006792	12/31/2012	887.65
53481400	AWWSC Services - Contracted S	CF	9300006793	12/31/2012	288.37
53481400	AWWSC Services - Contracted S	CF	9300006794	12/31/2012	288.37



## Kentucky American Water Company

Case No. 2012-00520

Response to PSC DR1, Item 31

Account	Description	Doc Type	Document Number	Posting Date	Amount
53481400	AWWSC Services - Contracted S CF		9300006795	12/31/2012	288.37
53481400	AWWSC Services - Contracted S CF		9300006797	12/31/2012	1,958.52
53481400	AWWSC Services - Contracted S CF		9300006807	12/31/2012	653.91
53481400	AWWSC Services - Contracted S CF		9300006813	12/31/2012	(332.00)
53481400	AWWSC Services - Contracted S CF		9300006814	12/31/2012	749.06
53481400	AWWSC Services - Contracted S CF		9300006815	12/31/2012	1,551.06
53481400	AWWSC Services - Contracted S CF		9300006817	12/31/2012	749.06
53481400	AWWSC Services - Contracted S CF		9300006818	12/31/2012	1,464.30
53481400	AWWSC Services - Contracted S CF		9300006820	12/31/2012	771.76
53481400	AWWSC Services - Contracted S CF		9300006821	12/31/2012	(664.99)
53481400	AWWSC Services - Contracted S CF		9300006822	12/31/2012	1,216.01
53481400	AWWSC Services - Contracted S CF		9300006824	12/31/2012	2,054.91
53481400	AWWSC Services - Contracted S CF		9300006831	12/31/2012	(820.27)
53481400	AWWSC Services - Contracted S CF		9300006836	12/31/2012	85.69
53481400	AWWSC Services - Contracted S CF		9300006838	12/31/2012	3,490.21
53481400	AWWSC Services - Contracted S CF		9300006843	12/31/2012	4,254.34
53481400	AWWSC Services - Contracted S CF		9300006847	12/31/2012	1,538.59
53481400	AWWSC Services - Contracted S CF		9300006849	12/31/2012	1,374.40
53481400	AWWSC Services - Contracted S CF		9300006850	12/31/2012	844.19
53481400	AWWSC Services - Contracted S CF		9300006852	12/31/2012	5,231.47
53481400	AWWSC Services - Contracted S CF		9300006853	12/31/2012	804.93
53481400	AWWSC Services - Contracted S CF		9300006858	12/31/2012	4,375.95
53481400	AWWSC Services - Contracted S CF		9300006859	12/31/2012	6,508.03
53481400	AWWSC Services - Contracted S CF		9300006860	12/31/2012	432.56
53481400	AWWSC Services - Contracted S CF		9300006861	12/31/2012	5,365.83
53481400	AWWSC Services - Contracted S CF		9300006865	12/31/2012	1,077.69
53481400	AWWSC Services - Contracted S CF		9300006871	12/31/2012	(27.34)
53481400	AWWSC Services - Contracted S CF		9300006873	12/31/2012	(27.34)
53481400	AWWSC Services - Contracted S CF		9300006882	12/31/2012	28.23
53481400	AWWSC Services - Contracted S CF		9300006885	12/31/2012	(1.62)
53481400	AWWSC Services - Contracted S CF		9300006886	12/31/2012	29.81
53481400	AWWSC Services - Contracted S CF		9300006888	12/31/2012	29.81
53481400	AWWSC Services - Contracted S CF		9300006889	12/31/2012	(1.58)
53481400	AWWSC Services - Contracted S CF		9300006899	12/31/2012	(1,790.74)
53481400	AWWSC Services - Contracted S CF		9300006902	12/31/2012	(142.07)
53481400	AWWSC Services - Contracted S CF		9300006910	12/31/2012	1,053.79
53481400	AWWSC Services - Contracted S CF		9300006912	12/31/2012	4,582.42
53481400	AWWSC Services - Contracted S CF		9300006921	12/31/2012	(26.82)
53481400	AWWSC Services - Contracted S CF		9300006926	12/31/2012	14,119.11
53481400	AWWSC Services - Contracted S CF		9300006929	12/31/2012	52.30
53481400	AWWSC Services - Contracted S CF		9300006933	12/31/2012	10,373.40
53481400	AWWSC Services - Contracted S CF		9300006934	12/31/2012	(326.88)
53481400	AWWSC Services - Contracted S CF		9300006935	12/31/2012	630.83
53481400	AWWSC Services - Contracted S CF		9300006941	12/31/2012	615.83
53481400	AWWSC Services - Contracted S CF		9300006943	12/31/2012	615.83
53481400	AWWSC Services - Contracted S CF		9300006951	12/31/2012	(3.33)
53481400	AWWSC Services - Contracted S CF		9300006964	12/31/2012	3,300.87
53481400	AWWSC Services - Contracted S CF		9300006965	12/31/2012	197.22
53481400	AWWSC Services - Contracted S CF		9300006968	12/31/2012	1,854.40
53481400	AWWSC Services - Contracted S CF		9300006969	12/31/2012	(124.49)
53481400	AWWSC Services - Contracted S CF		9300006972	12/31/2012	(4,021.27)
53481400	AWWSC Services - Contracted S CF		9300006973	12/31/2012	17,585.19
53481400	AWWSC Services - Contracted S CF		9300006974	12/31/2012	261.48

## Kentucky American Water Company

Case No. 2012-00520

Response to PSC DR1, Item 31

Account	Description	Doc Type	Document Number	Posting Date	Amount
53481400	AWWSC Services - Contracted S CF		9300006976	12/31/2012	946.66
53481400	AWWSC Services - Contracted S CF		9300006977	12/31/2012	1,341.23
53481400	AWWSC Services - Contracted S CF		9300006978	12/31/2012	61.85
53481400	AWWSC Services - Contracted S CF		9300006980	12/31/2012	15,476.84
53481400	AWWSC Services - Contracted S CF		9300006981	12/31/2012	553.43
53481400	AWWSC Services - Contracted S CF		9300006982	12/31/2012	65.52
53481400	AWWSC Services - Contracted S CF		9300006985	12/31/2012	887.65
53481400	AWWSC Services - Contracted S CF		9300007201	12/31/2012	4,500.00
53481400	AWWSC Services - Contracted S UT		9300007278	12/31/2012	179.66
53481400	AWWSC Services - Contracted S UT		9300007283	12/31/2012	(4,500.00)
53481400	AWWSC Services - Contracted S CF		9300007307	12/31/2012	(0.29)
53481400	AWWSC Services - Contracted S CF		9300007311	12/31/2012	(0.01)
53481400	AWWSC Services - Contracted S CF		9300007316	12/31/2012	163.47
53481400	AWWSC Services - Contracted S CF		9300007317	12/31/2012	(19.80)
53481400	AWWSC Services - Contracted S CF		9300007327	12/31/2012	2.60
53481400	AWWSC Services - Contracted S CF		9300007328	12/31/2012	1.18
53481400	AWWSC Services - Contracted S CF		9300007329	12/31/2012	0.01
53481400	AWWSC Services - Contracted S CF		9300007331	12/31/2012	0.69
53481400	AWWSC Services - Contracted S CF		9300007334	12/31/2012	0.01
53481400	AWWSC Services - Contracted S CF		9300007335	12/31/2012	(5.22)
53481400	AWWSC Services - Contracted S CF		9300007338	12/31/2012	0.01
53481400	AWWSC Services - Contracted S CF		9300007373	12/31/2012	1,067.24
53481400	AWWSC Services - Contracted S CF		9300007403	12/31/2012	(1.11)
53481400	AWWSC Services - Contracted S UT		9300007437	12/31/2012	1.39
53481400	AWWSC Services - Contracted S UT		9300007438	12/31/2012	(86.34)
53481400	AWWSC Services - Contracted S UT		9300007439	12/31/2012	(52.40)
53481500	AWWSC Services - Office Supplii UZ		2000000783	12/31/2012	(6,037.64)
53481500	AWWSC Services - Office Supplii UZ		2000000784	12/31/2012	(6,889.53)
53481500	AWWSC Services - Office Supplii UZ		2000000787	12/31/2012	938.39
53481500	AWWSC Services - Office Supplii UZ		2000000788	12/31/2012	755.83
53481500	AWWSC Services - Office Supplii UZ		2000000790	12/31/2012	497.73
53481500	AWWSC Services - Office Supplii CF		9300006698	12/31/2012	22.50
53481500	AWWSC Services - Office Supplii CF		9300006709	12/31/2012	256.71
53481500	AWWSC Services - Office Supplii CF		9300006710	12/31/2012	298.82
53481500	AWWSC Services - Office Supplii CF		9300006712	12/31/2012	89.28
53481500	AWWSC Services - Office Supplii CF		9300006715	12/31/2012	10.09
53481500	AWWSC Services - Office Supplii CF		9300006717	12/31/2012	(3.36)
53481500	AWWSC Services - Office Supplii CF		9300006744	12/31/2012	(125.90)
53481500	AWWSC Services - Office Supplii CF		9300006747	12/31/2012	(23.16)
53481500	AWWSC Services - Office Supplii CF		9300006756	12/31/2012	(311.21)
53481500	AWWSC Services - Office Supplii CF		9300006761	12/31/2012	2.83
53481500	AWWSC Services - Office Supplii CF		9300006762	12/31/2012	(3.88)
53481500	AWWSC Services - Office Supplii CF		9300006763	12/31/2012	10.33
53481500	AWWSC Services - Office Supplii CF		9300006764	12/31/2012	26.59
53481500	AWWSC Services - Office Supplii CF		9300006765	12/31/2012	7.58
53481500	AWWSC Services - Office Supplii CF		9300006766	12/31/2012	7.66
53481500	AWWSC Services - Office Supplii CF		9300006767	12/31/2012	7.56
53481500	AWWSC Services - Office Supplii CF		9300006768	12/31/2012	(4.86)
53481500	AWWSC Services - Office Supplii CF		9300006769	12/31/2012	(7.39)
53481500	AWWSC Services - Office Supplii CF		9300006770	12/31/2012	(7.68)
53481500	AWWSC Services - Office Supplii CF		9300006771	12/31/2012	(5.60)
53481500	AWWSC Services - Office Supplii CF		9300006772	12/31/2012	215.08
53481500	AWWSC Services - Office Supplii CF		9300006773	12/31/2012	92.25

## Kentucky American Water Company

Case No. 2012-00520

Response to PSC DR1, Item 31

Account	Description	Doc Type	Document Number	Posting Date	Amount
53481500	AWWSC Services - Office Supplii	CF	9300006774	12/31/2012	216.66
53481500	AWWSC Services - Office Supplii	CF	9300006776	12/31/2012	0.13
53481500	AWWSC Services - Office Supplii	CF	9300006778	12/31/2012	16.08
53481500	AWWSC Services - Office Supplii	CF	9300006779	12/31/2012	18.05
53481500	AWWSC Services - Office Supplii	CF	9300006780	12/31/2012	19.68
53481500	AWWSC Services - Office Supplii	CF	9300006781	12/31/2012	(3.18)
53481500	AWWSC Services - Office Supplii	CF	9300006782	12/31/2012	(3.43)
53481500	AWWSC Services - Office Supplii	CF	9300006783	12/31/2012	(3.45)
53481500	AWWSC Services - Office Supplii	CF	9300006784	12/31/2012	(66.76)
53481500	AWWSC Services - Office Supplii	CF	9300006785	12/31/2012	(0.76)
53481500	AWWSC Services - Office Supplii	CF	9300006786	12/31/2012	(66.02)
53481500	AWWSC Services - Office Supplii	CF	9300006787	12/31/2012	260.41
53481500	AWWSC Services - Office Supplii	CF	9300006788	12/31/2012	(6.70)
53481500	AWWSC Services - Office Supplii	CF	9300006789	12/31/2012	(3.95)
53481500	AWWSC Services - Office Supplii	CF	9300006790	12/31/2012	(7.49)
53481500	AWWSC Services - Office Supplii	CF	9300006791	12/31/2012	5.99
53481500	AWWSC Services - Office Supplii	CF	9300006792	12/31/2012	45.75
53481500	AWWSC Services - Office Supplii	CF	9300006793	12/31/2012	(8.65)
53481500	AWWSC Services - Office Supplii	CF	9300006794	12/31/2012	(8.65)
53481500	AWWSC Services - Office Supplii	CF	9300006795	12/31/2012	(8.65)
53481500	AWWSC Services - Office Supplii	CF	9300006796	12/31/2012	0.36
53481500	AWWSC Services - Office Supplii	CF	9300006797	12/31/2012	(44.96)
53481500	AWWSC Services - Office Supplii	CF	9300006798	12/31/2012	0.03
53481500	AWWSC Services - Office Supplii	CF	9300006799	12/31/2012	0.03
53481500	AWWSC Services - Office Supplii	CF	9300006800	12/31/2012	(0.02)
53481500	AWWSC Services - Office Supplii	CF	9300006801	12/31/2012	(0.38)
53481500	AWWSC Services - Office Supplii	CF	9300006802	12/31/2012	(0.38)
53481500	AWWSC Services - Office Supplii	CF	9300006803	12/31/2012	(0.38)
53481500	AWWSC Services - Office Supplii	CF	9300006804	12/31/2012	35.05
53481500	AWWSC Services - Office Supplii	CF	9300006805	12/31/2012	28.70
53481500	AWWSC Services - Office Supplii	CF	9300006806	12/31/2012	0.38
53481500	AWWSC Services - Office Supplii	CF	9300006808	12/31/2012	(23.46)
53481500	AWWSC Services - Office Supplii	CF	9300006812	12/31/2012	(1.27)
53481500	AWWSC Services - Office Supplii	CF	9300006813	12/31/2012	1.69
53481500	AWWSC Services - Office Supplii	CF	9300006814	12/31/2012	(5.97)
53481500	AWWSC Services - Office Supplii	CF	9300006815	12/31/2012	(14.61)
53481500	AWWSC Services - Office Supplii	CF	9300006816	12/31/2012	0.15
53481500	AWWSC Services - Office Supplii	CF	9300006817	12/31/2012	(5.97)
53481500	AWWSC Services - Office Supplii	CF	9300006819	12/31/2012	0.11
53481500	AWWSC Services - Office Supplii	CF	9300006820	12/31/2012	(6.16)
53481500	AWWSC Services - Office Supplii	CF	9300006821	12/31/2012	3.39
53481500	AWWSC Services - Office Supplii	CF	9300006823	12/31/2012	0.12
53481500	AWWSC Services - Office Supplii	CF	9300006824	12/31/2012	(18.44)
53481500	AWWSC Services - Office Supplii	CF	9300006830	12/31/2012	251.08
53481500	AWWSC Services - Office Supplii	CF	9300006831	12/31/2012	1,729.09
53481500	AWWSC Services - Office Supplii	CF	9300006832	12/31/2012	75.42
53481500	AWWSC Services - Office Supplii	CF	9300006833	12/31/2012	(0.31)
53481500	AWWSC Services - Office Supplii	CF	9300006834	12/31/2012	(0.14)
53481500	AWWSC Services - Office Supplii	CF	9300006835	12/31/2012	(0.02)
53481500	AWWSC Services - Office Supplii	CF	9300006836	12/31/2012	2,381.18
53481500	AWWSC Services - Office Supplii	CF	9300006837	12/31/2012	30.93
53481500	AWWSC Services - Office Supplii	CF	9300006838	12/31/2012	(39.59)
53481500	AWWSC Services - Office Supplii	CF	9300006839	12/31/2012	(0.04)

## Kentucky American Water Company

Case No. 2012-00520

Response to PSC DR1, Item 31

Account	Description	Doc Type	Document Number	Posting Date	Amount
53481500	AWWSC Services - Office Supplii	CF	9300006841	12/31/2012	(0.03)
53481500	AWWSC Services - Office Supplii	CF	9300006842	12/31/2012	0.18
53481500	AWWSC Services - Office Supplii	CF	9300006843	12/31/2012	(33.45)
53481500	AWWSC Services - Office Supplii	CF	9300006845	12/31/2012	(184.85)
53481500	AWWSC Services - Office Supplii	CF	9300006846	12/31/2012	9.44
53481500	AWWSC Services - Office Supplii	CF	9300006847	12/31/2012	32.18
53481500	AWWSC Services - Office Supplii	CF	9300006848	12/31/2012	(32.79)
53481500	AWWSC Services - Office Supplii	CF	9300006849	12/31/2012	1.68
53481500	AWWSC Services - Office Supplii	CF	9300006850	12/31/2012	(9.93)
53481500	AWWSC Services - Office Supplii	CF	9300006851	12/31/2012	(0.09)
53481500	AWWSC Services - Office Supplii	CF	9300006852	12/31/2012	(25.81)
53481500	AWWSC Services - Office Supplii	CF	9300006853	12/31/2012	245.46
53481500	AWWSC Services - Office Supplii	CF	9300006854	12/31/2012	1.18
53481500	AWWSC Services - Office Supplii	CF	9300006855	12/31/2012	(1.70)
53481500	AWWSC Services - Office Supplii	CF	9300006856	12/31/2012	(7.99)
53481500	AWWSC Services - Office Supplii	CF	9300006857	12/31/2012	145.69
53481500	AWWSC Services - Office Supplii	CF	9300006858	12/31/2012	(50.93)
53481500	AWWSC Services - Office Supplii	CF	9300006859	12/31/2012	18.06
53481500	AWWSC Services - Office Supplii	CF	9300006860	12/31/2012	13.92
53481500	AWWSC Services - Office Supplii	CF	9300006861	12/31/2012	8.99
53481500	AWWSC Services - Office Supplii	CF	9300006862	12/31/2012	(0.10)
53481500	AWWSC Services - Office Supplii	CF	9300006863	12/31/2012	(3.40)
53481500	AWWSC Services - Office Supplii	CF	9300006865	12/31/2012	16.80
53481500	AWWSC Services - Office Supplii	CF	9300006866	12/31/2012	11.66
53481500	AWWSC Services - Office Supplii	CF	9300006867	12/31/2012	(0.05)
53481500	AWWSC Services - Office Supplii	CF	9300006871	12/31/2012	(235.63)
53481500	AWWSC Services - Office Supplii	CF	9300006872	12/31/2012	0.43
53481500	AWWSC Services - Office Supplii	CF	9300006873	12/31/2012	(1.63)
53481500	AWWSC Services - Office Supplii	CF	9300006874	12/31/2012	(0.54)
53481500	AWWSC Services - Office Supplii	CF	9300006876	12/31/2012	(64.42)
53481500	AWWSC Services - Office Supplii	CF	9300006877	12/31/2012	29.31
53481500	AWWSC Services - Office Supplii	CF	9300006878	12/31/2012	(0.57)
53481500	AWWSC Services - Office Supplii	CF	9300006879	12/31/2012	(0.35)
53481500	AWWSC Services - Office Supplii	CF	9300006880	12/31/2012	(0.44)
53481500	AWWSC Services - Office Supplii	CF	9300006882	12/31/2012	45.29
53481500	AWWSC Services - Office Supplii	CF	9300006883	12/31/2012	(0.35)
53481500	AWWSC Services - Office Supplii	CF	9300006884	12/31/2012	34.31
53481500	AWWSC Services - Office Supplii	CF	9300006885	12/31/2012	0.08
53481500	AWWSC Services - Office Supplii	CF	9300006887	12/31/2012	(0.35)
53481500	AWWSC Services - Office Supplii	CF	9300006889	12/31/2012	44.42
53481500	AWWSC Services - Office Supplii	CF	9300006890	12/31/2012	(0.35)
53481500	AWWSC Services - Office Supplii	CF	9300006892	12/31/2012	(0.36)
53481500	AWWSC Services - Office Supplii	CF	9300006893	12/31/2012	5.02
53481500	AWWSC Services - Office Supplii	CF	9300006894	12/31/2012	2.82
53481500	AWWSC Services - Office Supplii	CF	9300006895	12/31/2012	3.18
53481500	AWWSC Services - Office Supplii	CF	9300006896	12/31/2012	(0.66)
53481500	AWWSC Services - Office Supplii	CF	9300006897	12/31/2012	(0.57)
53481500	AWWSC Services - Office Supplii	CF	9300006898	12/31/2012	(0.57)
53481500	AWWSC Services - Office Supplii	CF	9300006899	12/31/2012	(26.56)
53481500	AWWSC Services - Office Supplii	CF	9300006900	12/31/2012	(1.56)
53481500	AWWSC Services - Office Supplii	CF	9300006901	12/31/2012	123.47
53481500	AWWSC Services - Office Supplii	CF	9300006903	12/31/2012	(0.10)
53481500	AWWSC Services - Office Supplii	CF	9300006904	12/31/2012	3.55

## Kentucky American Water Company

Case No. 2012-00520

Response to PSC DR1, Item 31

Account	Description	Doc Type	Document Number	Posting Date	Amount
53481500	AWWSC Services - Office Supplii	CF	9300006905	12/31/2012	(2.89)
53481500	AWWSC Services - Office Supplii	CF	9300006906	12/31/2012	(1.82)
53481500	AWWSC Services - Office Supplii	CF	9300006907	12/31/2012	(0.49)
53481500	AWWSC Services - Office Supplii	CF	9300006908	12/31/2012	(18.10)
53481500	AWWSC Services - Office Supplii	CF	9300006909	12/31/2012	(0.37)
53481500	AWWSC Services - Office Supplii	CF	9300006910	12/31/2012	(24.34)
53481500	AWWSC Services - Office Supplii	CF	9300006911	12/31/2012	4,831.62
53481500	AWWSC Services - Office Supplii	CF	9300006912	12/31/2012	(40.05)
53481500	AWWSC Services - Office Supplii	CF	9300006913	12/31/2012	665.78
53481500	AWWSC Services - Office Supplii	CF	9300006914	12/31/2012	(1.80)
53481500	AWWSC Services - Office Supplii	CF	9300006915	12/31/2012	0.36
53481500	AWWSC Services - Office Supplii	CF	9300006916	12/31/2012	11.64
53481500	AWWSC Services - Office Supplii	CF	9300006917	12/31/2012	1.08
53481500	AWWSC Services - Office Supplii	CF	9300006918	12/31/2012	(5.89)
53481500	AWWSC Services - Office Supplii	CF	9300006919	12/31/2012	(1.92)
53481500	AWWSC Services - Office Supplii	CF	9300006920	12/31/2012	(3.41)
53481500	AWWSC Services - Office Supplii	CF	9300006921	12/31/2012	0.32
53481500	AWWSC Services - Office Supplii	CF	9300006922	12/31/2012	98.88
53481500	AWWSC Services - Office Supplii	CF	9300006923	12/31/2012	(0.15)
53481500	AWWSC Services - Office Supplii	CF	9300006925	12/31/2012	(0.51)
53481500	AWWSC Services - Office Supplii	CF	9300006926	12/31/2012	(255.77)
53481500	AWWSC Services - Office Supplii	CF	9300006927	12/31/2012	46.96
53481500	AWWSC Services - Office Supplii	CF	9300006928	12/31/2012	14.97
53481500	AWWSC Services - Office Supplii	CF	9300006929	12/31/2012	1,129.25
53481500	AWWSC Services - Office Supplii	CF	9300006930	12/31/2012	0.39
53481500	AWWSC Services - Office Supplii	CF	9300006931	12/31/2012	(91.69)
53481500	AWWSC Services - Office Supplii	CF	9300006933	12/31/2012	(265.43)
53481500	AWWSC Services - Office Supplii	CF	9300006934	12/31/2012	(6.63)
53481500	AWWSC Services - Office Supplii	CF	9300006935	12/31/2012	711.31
53481500	AWWSC Services - Office Supplii	CF	9300006937	12/31/2012	(90.66)
53481500	AWWSC Services - Office Supplii	CF	9300006939	12/31/2012	(1.95)
53481500	AWWSC Services - Office Supplii	CF	9300006940	12/31/2012	(3.25)
53481500	AWWSC Services - Office Supplii	CF	9300006941	12/31/2012	107.04
53481500	AWWSC Services - Office Supplii	CF	9300006943	12/31/2012	107.71
53481500	AWWSC Services - Office Supplii	CF	9300006944	12/31/2012	(0.66)
53481500	AWWSC Services - Office Supplii	CF	9300006945	12/31/2012	(1.23)
53481500	AWWSC Services - Office Supplii	CF	9300006946	12/31/2012	5.38
53481500	AWWSC Services - Office Supplii	CF	9300006947	12/31/2012	(26.43)
53481500	AWWSC Services - Office Supplii	CF	9300006948	12/31/2012	(2.26)
53481500	AWWSC Services - Office Supplii	CF	9300006949	12/31/2012	(0.14)
53481500	AWWSC Services - Office Supplii	CF	9300006950	12/31/2012	(1.80)
53481500	AWWSC Services - Office Supplii	CF	9300006951	12/31/2012	(3.99)
53481500	AWWSC Services - Office Supplii	CF	9300006952	12/31/2012	4.44
53481500	AWWSC Services - Office Supplii	CF	9300006953	12/31/2012	(1.02)
53481500	AWWSC Services - Office Supplii	CF	9300006954	12/31/2012	(39.13)
53481500	AWWSC Services - Office Supplii	CF	9300006955	12/31/2012	2.87
53481500	AWWSC Services - Office Supplii	CF	9300006956	12/31/2012	98.48
53481500	AWWSC Services - Office Supplii	CF	9300006957	12/31/2012	(1.24)
53481500	AWWSC Services - Office Supplii	CF	9300006958	12/31/2012	0.46
53481500	AWWSC Services - Office Supplii	CF	9300006959	12/31/2012	(1.38)
53481500	AWWSC Services - Office Supplii	CF	9300006960	12/31/2012	(221.66)
53481500	AWWSC Services - Office Supplii	CF	9300006961	12/31/2012	(0.12)
53481500	AWWSC Services - Office Supplii	CF	9300006962	12/31/2012	104.09

## Kentucky American Water Company

Case No. 2012-00520

Response to PSC DR1, Item 31

Account	Description	Doc Type	Document Number	Posting Date	Amount
53481500	AWWSC Services - Office Supplii	CF	9300006963	12/31/2012	(71.02)
53481500	AWWSC Services - Office Supplii	CF	9300006964	12/31/2012	(35.30)
53481500	AWWSC Services - Office Supplii	CF	9300006965	12/31/2012	158.53
53481500	AWWSC Services - Office Supplii	CF	9300006966	12/31/2012	(2.23)
53481500	AWWSC Services - Office Supplii	CF	9300006967	12/31/2012	(28.88)
53481500	AWWSC Services - Office Supplii	CF	9300006968	12/31/2012	(30.37)
53481500	AWWSC Services - Office Supplii	CF	9300006969	12/31/2012	64.33
53481500	AWWSC Services - Office Supplii	CF	9300006970	12/31/2012	(1.02)
53481500	AWWSC Services - Office Supplii	CF	9300006971	12/31/2012	(2.06)
53481500	AWWSC Services - Office Supplii	CF	9300006972	12/31/2012	129.61
53481500	AWWSC Services - Office Supplii	CF	9300006973	12/31/2012	(25.06)
53481500	AWWSC Services - Office Supplii	CF	9300006974	12/31/2012	(0.80)
53481500	AWWSC Services - Office Supplii	CF	9300006975	12/31/2012	(2.08)
53481500	AWWSC Services - Office Supplii	CF	9300006976	12/31/2012	(109.28)
53481500	AWWSC Services - Office Supplii	CF	9300006977	12/31/2012	(27.75)
53481500	AWWSC Services - Office Supplii	CF	9300006978	12/31/2012	(0.80)
53481500	AWWSC Services - Office Supplii	CF	9300006979	12/31/2012	(3.65)
53481500	AWWSC Services - Office Supplii	CF	9300006980	12/31/2012	(43.64)
53481500	AWWSC Services - Office Supplii	CF	9300006981	12/31/2012	31.04
53481500	AWWSC Services - Office Supplii	CF	9300006982	12/31/2012	(0.66)
53481500	AWWSC Services - Office Supplii	CF	9300006983	12/31/2012	(4.77)
53481500	AWWSC Services - Office Supplii	CF	9300006984	12/31/2012	(5.05)
53481500	AWWSC Services - Office Supplii	CF	9300006985	12/31/2012	(1.72)
53481500	AWWSC Services - Office Supplii	CF	9300007199	12/31/2012	873.15
53481500	AWWSC Services - Office Supplii	UT	9300007278	12/31/2012	(194.10)
53481500	AWWSC Services - Office Supplii	CF	9300007301	12/31/2012	0.60
53481500	AWWSC Services - Office Supplii	CF	9300007302	12/31/2012	(0.29)
53481500	AWWSC Services - Office Supplii	CF	9300007303	12/31/2012	(0.73)
53481500	AWWSC Services - Office Supplii	CF	9300007304	12/31/2012	(0.98)
53481500	AWWSC Services - Office Supplii	CF	9300007305	12/31/2012	(0.39)
53481500	AWWSC Services - Office Supplii	CF	9300007306	12/31/2012	0.01
53481500	AWWSC Services - Office Supplii	CF	9300007307	12/31/2012	4.00
53481500	AWWSC Services - Office Supplii	CF	9300007308	12/31/2012	0.32
53481500	AWWSC Services - Office Supplii	CF	9300007310	12/31/2012	(3.85)
53481500	AWWSC Services - Office Supplii	CF	9300007311	12/31/2012	(3.08)
53481500	AWWSC Services - Office Supplii	CF	9300007312	12/31/2012	0.01
53481500	AWWSC Services - Office Supplii	CF	9300007313	12/31/2012	(7.96)
53481500	AWWSC Services - Office Supplii	CF	9300007314	12/31/2012	(0.54)
53481500	AWWSC Services - Office Supplii	CF	9300007315	12/31/2012	(17.14)
53481500	AWWSC Services - Office Supplii	CF	9300007316	12/31/2012	99.05
53481500	AWWSC Services - Office Supplii	CF	9300007317	12/31/2012	(8.46)
53481500	AWWSC Services - Office Supplii	CF	9300007318	12/31/2012	0.82
53481500	AWWSC Services - Office Supplii	CF	9300007319	12/31/2012	(1.16)
53481500	AWWSC Services - Office Supplii	CF	9300007320	12/31/2012	0.12
53481500	AWWSC Services - Office Supplii	CF	9300007321	12/31/2012	(4.92)
53481500	AWWSC Services - Office Supplii	CF	9300007322	12/31/2012	(78.30)
53481500	AWWSC Services - Office Supplii	CF	9300007323	12/31/2012	80.33
53481500	AWWSC Services - Office Supplii	CF	9300007324	12/31/2012	(7.71)
53481500	AWWSC Services - Office Supplii	CF	9300007325	12/31/2012	(36.24)
53481500	AWWSC Services - Office Supplii	CF	9300007326	12/31/2012	22.30
53481500	AWWSC Services - Office Supplii	CF	9300007327	12/31/2012	(1.20)
53481500	AWWSC Services - Office Supplii	CF	9300007328	12/31/2012	7.04
53481500	AWWSC Services - Office Supplii	CF	9300007329	12/31/2012	5.84

## Kentucky American Water Company

Case No. 2012-00520

Response to PSC DR1, Item 31

Account	Description	Doc Type	Document Number	Posting Date	Amount
53481500	AWWSC Services - Office Supplii	CF	9300007330	12/31/2012	(0.96)
53481500	AWWSC Services - Office Supplii	CF	9300007331	12/31/2012	(0.04)
53481500	AWWSC Services - Office Supplii	CF	9300007333	12/31/2012	(0.08)
53481500	AWWSC Services - Office Supplii	CF	9300007334	12/31/2012	(0.10)
53481500	AWWSC Services - Office Supplii	CF	9300007337	12/31/2012	(0.09)
53481500	AWWSC Services - Office Supplii	CF	9300007340	12/31/2012	0.01
53481500	AWWSC Services - Office Supplii	CF	9300007341	12/31/2012	(22.83)
53481500	AWWSC Services - Office Supplii	CF	9300007348	12/31/2012	(732.74)
53481500	AWWSC Services - Office Supplii	CF	9300007356	12/31/2012	(70.25)
53481500	AWWSC Services - Office Supplii	CF	9300007365	12/31/2012	(369.98)
53481500	AWWSC Services - Office Supplii	CF	9300007374	12/31/2012	(101.02)
53481500	AWWSC Services - Office Supplii	CF	9300007393	12/31/2012	(669.37)
53481500	AWWSC Services - Office Supplii	CF	9300007398	12/31/2012	(230.62)
53481500	AWWSC Services - Office Supplii	CF	9300007403	12/31/2012	1.64
53481500	AWWSC Services - Office Supplii	CF	9300007405	12/31/2012	40.86
53481500	AWWSC Services - Office Supplii	CF	9300007406	12/31/2012	(82.65)
53481500	AWWSC Services - Office Supplii	CF	9300007407	12/31/2012	(65.61)
53481500	AWWSC Services - Office Supplii	CF	9300007409	12/31/2012	1.56
53481500	AWWSC Services - Office Supplii	CF	9300007410	12/31/2012	(11.48)
53481500	AWWSC Services - Office Supplii	CF	9300007411	12/31/2012	2.76
53481500	AWWSC Services - Office Supplii	CF	9300007412	12/31/2012	(0.04)
53481500	AWWSC Services - Office Supplii	CF	9300007413	12/31/2012	(0.15)
53481500	AWWSC Services - Office Supplii	UT	9300007437	12/31/2012	137.70
53481500	AWWSC Services - Office Supplii	UT	9300007438	12/31/2012	(41.04)
53481500	AWWSC Services - Office Supplii	UT	9300007439	12/31/2012	(24.92)
53481700	AWWSC Services - Rents CAPX	UZ	2000000787	12/31/2012	(1,931.46)
53481700	AWWSC Services - Rents CAPX	UZ	2000000788	12/31/2012	(486.87)
53481700	AWWSC Services - Rents CAPX	UZ	2000000790	12/31/2012	(817.74)
53481700	AWWSC Services - Rents CAPX	CF	9300006749	12/31/2012	56.04
53481700	AWWSC Services - Rents CAPX	UT	9300007278	12/31/2012	(56.04)
53481700	AWWSC Services - Rents CAPX	CF	9300007307	12/31/2012	79.78
53481700	AWWSC Services - Rents CAPX	CF	9300007316	12/31/2012	1,077.59
53481700	AWWSC Services - Rents CAPX	CF	9300007323	12/31/2012	914.97
53481700	AWWSC Services - Rents CAPX	CF	9300007327	12/31/2012	12.45
53481700	AWWSC Services - Rents CAPX	CF	9300007329	12/31/2012	24.41
53481700	AWWSC Services - Rents CAPX	CF	9300007332	12/31/2012	0.04
53481700	AWWSC Services - Rents CAPX	CF	9300007333	12/31/2012	1.63
53481700	AWWSC Services - Rents CAPX	CF	9300007334	12/31/2012	1.12
53481700	AWWSC Services - Rents CAPX	CF	9300007384	12/31/2012	2,630.68
53481700	AWWSC Services - Rents CAPX	CF	9300007385	12/31/2012	249.14
53481700	AWWSC Services - Rents CAPX	CF	9300007405	12/31/2012	2.07
53481700	AWWSC Services - Rents CAPX	CF	9300007407	12/31/2012	218.22
53481700	AWWSC Services - Rents CAPX	CF	9300007409	12/31/2012	468.82
53481700	AWWSC Services - Rents CAPX	CF	9300007412	12/31/2012	2.37
53481700	AWWSC Services - Rents CAPX	UT	9300007437	12/31/2012	(1,406.68)
53481700	AWWSC Services - Rents CAPX	UT	9300007438	12/31/2012	(647.52)
53481700	AWWSC Services - Rents CAPX	UT	9300007439	12/31/2012	(393.02)
53482100	AWWSC Services - Other O&M f	UZ	2000000783	12/31/2012	(2,055.37)
53482100	AWWSC Services - Other O&M f	UZ	2000000784	12/31/2012	(1,824.58)
53482100	AWWSC Services - Other O&M f	UZ	2000000787	12/31/2012	(1,091.79)
53482100	AWWSC Services - Other O&M f	UZ	2000000788	12/31/2012	(1,713.93)
53482100	AWWSC Services - Other O&M f	UZ	2000000789	12/31/2012	(50.96)
53482100	AWWSC Services - Other O&M f	UZ	2000000790	12/31/2012	(312.98)

## Kentucky American Water Company

Case No. 2012-00520

Response to PSC DR1, Item 31

Account	Description	Doc Type	Document Number	Posting Date	Amount
53482100	AWWSC Services - Other O&M fCF		9300006709	12/31/2012	104.57
53482100	AWWSC Services - Other O&M fCF		9300006710	12/31/2012	149.15
53482100	AWWSC Services - Other O&M fCF		9300006712	12/31/2012	145.73
53482100	AWWSC Services - Other O&M fCF		9300006713	12/31/2012	3.20
53482100	AWWSC Services - Other O&M fCF		9300006717	12/31/2012	55.45
53482100	AWWSC Services - Other O&M fCF		9300006744	12/31/2012	(67.41)
53482100	AWWSC Services - Other O&M fCF		9300006747	12/31/2012	(2.38)
53482100	AWWSC Services - Other O&M fCF		9300006748	12/31/2012	(321.25)
53482100	AWWSC Services - Other O&M fCF		9300006765	12/31/2012	0.77
53482100	AWWSC Services - Other O&M fCF		9300006766	12/31/2012	0.77
53482100	AWWSC Services - Other O&M fCF		9300006767	12/31/2012	0.77
53482100	AWWSC Services - Other O&M fCF		9300006778	12/31/2012	0.43
53482100	AWWSC Services - Other O&M fCF		9300006791	12/31/2012	0.77
53482100	AWWSC Services - Other O&M fCF		9300006792	12/31/2012	0.77
53482100	AWWSC Services - Other O&M fCF		9300006808	12/31/2012	720.14
53482100	AWWSC Services - Other O&M fCF		9300006809	12/31/2012	720.14
53482100	AWWSC Services - Other O&M fCF		9300006830	12/31/2012	12.72
53482100	AWWSC Services - Other O&M fCF		9300006831	12/31/2012	79.29
53482100	AWWSC Services - Other O&M fCF		9300006832	12/31/2012	1.27
53482100	AWWSC Services - Other O&M fCF		9300006835	12/31/2012	(0.15)
53482100	AWWSC Services - Other O&M fCF		9300006836	12/31/2012	98.16
53482100	AWWSC Services - Other O&M fCF		9300006843	12/31/2012	12.42
53482100	AWWSC Services - Other O&M fCF		9300006845	12/31/2012	(13.28)
53482100	AWWSC Services - Other O&M fCF		9300006848	12/31/2012	(5.21)
53482100	AWWSC Services - Other O&M fCF		9300006850	12/31/2012	737.03
53482100	AWWSC Services - Other O&M fCF		9300006852	12/31/2012	740.47
53482100	AWWSC Services - Other O&M fCF		9300006853	12/31/2012	8.03
53482100	AWWSC Services - Other O&M fCF		9300006856	12/31/2012	(0.53)
53482100	AWWSC Services - Other O&M fCF		9300006857	12/31/2012	0.33
53482100	AWWSC Services - Other O&M fCF		9300006858	12/31/2012	104.39
53482100	AWWSC Services - Other O&M fCF		9300006859	12/31/2012	108.56
53482100	AWWSC Services - Other O&M fCF		9300006865	12/31/2012	(1.04)
53482100	AWWSC Services - Other O&M fCF		9300006866	12/31/2012	2.60
53482100	AWWSC Services - Other O&M fCF		9300006869	12/31/2012	0.03
53482100	AWWSC Services - Other O&M fCF		9300006871	12/31/2012	(26.34)
53482100	AWWSC Services - Other O&M fCF		9300006873	12/31/2012	44.39
53482100	AWWSC Services - Other O&M fCF		9300006882	12/31/2012	0.68
53482100	AWWSC Services - Other O&M fCF		9300006889	12/31/2012	10.84
53482100	AWWSC Services - Other O&M fCF		9300006899	12/31/2012	(23.46)
53482100	AWWSC Services - Other O&M fCF		9300006903	12/31/2012	(23.46)
53482100	AWWSC Services - Other O&M fCF		9300006904	12/31/2012	2.56
53482100	AWWSC Services - Other O&M fCF		9300006921	12/31/2012	(8.05)
53482100	AWWSC Services - Other O&M fCF		9300006922	12/31/2012	3.78
53482100	AWWSC Services - Other O&M fCF		9300006925	12/31/2012	36.99
53482100	AWWSC Services - Other O&M fCF		9300006926	12/31/2012	45.31
53482100	AWWSC Services - Other O&M fCF		9300006927	12/31/2012	1.15
53482100	AWWSC Services - Other O&M fCF		9300006929	12/31/2012	40.87
53482100	AWWSC Services - Other O&M fCF		9300006931	12/31/2012	(7.10)
53482100	AWWSC Services - Other O&M fCF		9300006933	12/31/2012	106.91
53482100	AWWSC Services - Other O&M fCF		9300006934	12/31/2012	48.20
53482100	AWWSC Services - Other O&M fCF		9300006935	12/31/2012	3.97
53482100	AWWSC Services - Other O&M fCF		9300006937	12/31/2012	(0.92)
53482100	AWWSC Services - Other O&M fCF		9300006941	12/31/2012	3.53



## Kentucky American Water Company

Case No. 2012-00520

Response to PSC DR1, Item 31

Account	Description	Doc Type	Document Number	Posting Date	Amount
53482100	AWWSC Services - Other O&M fCF		9300006943	12/31/2012	0.10
53482100	AWWSC Services - Other O&M fCF		9300006945	12/31/2012	0.10
53482100	AWWSC Services - Other O&M fCF		9300006948	12/31/2012	0.10
53482100	AWWSC Services - Other O&M fCF		9300006950	12/31/2012	136.55
53482100	AWWSC Services - Other O&M fCF		9300006951	12/31/2012	54.03
53482100	AWWSC Services - Other O&M fCF		9300006952	12/31/2012	35.82
53482100	AWWSC Services - Other O&M fCF		9300006953	12/31/2012	0.10
53482100	AWWSC Services - Other O&M fCF		9300006956	12/31/2012	(0.74)
53482100	AWWSC Services - Other O&M fCF		9300006960	12/31/2012	(2.66)
53482100	AWWSC Services - Other O&M fCF		9300006962	12/31/2012	27.42
53482100	AWWSC Services - Other O&M fCF		9300006963	12/31/2012	(13.21)
53482100	AWWSC Services - Other O&M fCF		9300006967	12/31/2012	10.11
53482100	AWWSC Services - Other O&M fCF		9300006985	12/31/2012	0.77
53482100	AWWSC Services - Other O&M fCF		9300007199	12/31/2012	41.96
53482100	AWWSC Services - Other O&M fUT		9300007278	12/31/2012	(388.31)
53482100	AWWSC Services - Other O&M fUT		9300007279	12/31/2012	321.25
53482100	AWWSC Services - Other O&M fCF		9300007301	12/31/2012	1.13
53482100	AWWSC Services - Other O&M fCF		9300007302	12/31/2012	2.77
53482100	AWWSC Services - Other O&M fCF		9300007303	12/31/2012	1.76
53482100	AWWSC Services - Other O&M fCF		9300007304	12/31/2012	2.74
53482100	AWWSC Services - Other O&M fCF		9300007305	12/31/2012	2.54
53482100	AWWSC Services - Other O&M fCF		9300007306	12/31/2012	1.14
53482100	AWWSC Services - Other O&M fCF		9300007307	12/31/2012	(5.65)
53482100	AWWSC Services - Other O&M fCF		9300007308	12/31/2012	1.75
53482100	AWWSC Services - Other O&M fCF		9300007309	12/31/2012	5.10
53482100	AWWSC Services - Other O&M fCF		9300007310	12/31/2012	0.26
53482100	AWWSC Services - Other O&M fCF		9300007311	12/31/2012	2.70
53482100	AWWSC Services - Other O&M fCF		9300007312	12/31/2012	1.62
53482100	AWWSC Services - Other O&M fCF		9300007313	12/31/2012	0.83
53482100	AWWSC Services - Other O&M fCF		9300007314	12/31/2012	1.62
53482100	AWWSC Services - Other O&M fCF		9300007315	12/31/2012	481.57
53482100	AWWSC Services - Other O&M fCF		9300007317	12/31/2012	9.81
53482100	AWWSC Services - Other O&M fCF		9300007318	12/31/2012	(10.66)
53482100	AWWSC Services - Other O&M fCF		9300007320	12/31/2012	45.18
53482100	AWWSC Services - Other O&M fCF		9300007322	12/31/2012	219.57
53482100	AWWSC Services - Other O&M fCF		9300007323	12/31/2012	282.12
53482100	AWWSC Services - Other O&M fCF		9300007324	12/31/2012	92.97
53482100	AWWSC Services - Other O&M fCF		9300007325	12/31/2012	23.22
53482100	AWWSC Services - Other O&M fCF		9300007326	12/31/2012	(6.06)
53482100	AWWSC Services - Other O&M fCF		9300007327	12/31/2012	26.82
53482100	AWWSC Services - Other O&M fCF		9300007328	12/31/2012	0.44
53482100	AWWSC Services - Other O&M fCF		9300007329	12/31/2012	12.15
53482100	AWWSC Services - Other O&M fCF		9300007330	12/31/2012	2.54
53482100	AWWSC Services - Other O&M fCF		9300007331	12/31/2012	0.72
53482100	AWWSC Services - Other O&M fCF		9300007332	12/31/2012	29.62
53482100	AWWSC Services - Other O&M fCF		9300007333	12/31/2012	0.09
53482100	AWWSC Services - Other O&M fCF		9300007334	12/31/2012	0.70
53482100	AWWSC Services - Other O&M fCF		9300007335	12/31/2012	2.17
53482100	AWWSC Services - Other O&M fCF		9300007336	12/31/2012	6.98
53482100	AWWSC Services - Other O&M fCF		9300007337	12/31/2012	5.69
53482100	AWWSC Services - Other O&M fCF		9300007338	12/31/2012	6.61
53482100	AWWSC Services - Other O&M fCF		9300007339	12/31/2012	13.14
53482100	AWWSC Services - Other O&M fCF		9300007342	12/31/2012	179.67

## Kentucky American Water Company

Case No. 2012-00520

Response to PSC DR1, Item 31

Account	Description	Doc Type	Document Number	Posting Date	Amount
53482100	AWWSC Services - Other O&M fCF		9300007343	12/31/2012	69.49
53482100	AWWSC Services - Other O&M fCF		9300007349	12/31/2012	12.96
53482100	AWWSC Services - Other O&M fCF		9300007350	12/31/2012	81.36
53482100	AWWSC Services - Other O&M fCF		9300007355	12/31/2012	115.21
53482100	AWWSC Services - Other O&M fCF		9300007364	12/31/2012	2,155.85
53482100	AWWSC Services - Other O&M fCF		9300007392	12/31/2012	202.07
53482100	AWWSC Services - Other O&M fCF		9300007397	12/31/2012	44.05
53482100	AWWSC Services - Other O&M fCF		9300007402	12/31/2012	13.92
53482100	AWWSC Services - Other O&M fCF		9300007403	12/31/2012	17.51
53482100	AWWSC Services - Other O&M fCF		9300007404	12/31/2012	63.33
53482100	AWWSC Services - Other O&M fCF		9300007405	12/31/2012	62.72
53482100	AWWSC Services - Other O&M fCF		9300007406	12/31/2012	20.02
53482100	AWWSC Services - Other O&M fCF		9300007407	12/31/2012	0.12
53482100	AWWSC Services - Other O&M fCF		9300007408	12/31/2012	150.86
53482100	AWWSC Services - Other O&M fCF		9300007409	12/31/2012	0.70
53482100	AWWSC Services - Other O&M fCF		9300007410	12/31/2012	132.20
53482100	AWWSC Services - Other O&M fCF		9300007411	12/31/2012	2.85
53482100	AWWSC Services - Other O&M fCF		9300007412	12/31/2012	0.12
53482100	AWWSC Services - Other O&M fCF		9300007413	12/31/2012	0.05
53482100	AWWSC Services - Other O&M fCF		9300007414	12/31/2012	0.02
53482100	AWWSC Services - Other O&M fUT		9300007437	12/31/2012	(913.32)
53482100	AWWSC Services - Other O&M fUT		9300007438	12/31/2012	(315.98)
53482100	AWWSC Services - Other O&M fUT		9300007439	12/31/2012	(191.82)
53482200	AWWSC Services - Depr & Amor UZ		2000000783	12/31/2012	(3,470.52)
53482200	AWWSC Services - Depr & Amor UZ		2000000784	12/31/2012	(2,313.68)
53482200	AWWSC Services - Depr & Amor UZ		2000000787	12/31/2012	4,464.44
53482200	AWWSC Services - Depr & Amor UZ		2000000788	12/31/2012	(453.10)
53482200	AWWSC Services - Depr & Amor UZ		2000000790	12/31/2012	(95.49)
53482200	AWWSC Services - Depr & Amor CF		9300006825	12/31/2012	1,156.84
53482200	AWWSC Services - Depr & Amor CF		9300006826	12/31/2012	1,156.84
53482200	AWWSC Services - Depr & Amor CF		9300006827	12/31/2012	1,156.84
53482200	AWWSC Services - Depr & Amor CF		9300006828	12/31/2012	1,156.84
53482200	AWWSC Services - Depr & Amor CF		9300006829	12/31/2012	1,156.84
53482200	AWWSC Services - Depr & Amor CF		9300007306	12/31/2012	18.54
53482200	AWWSC Services - Depr & Amor CF		9300007307	12/31/2012	95.74
53482200	AWWSC Services - Depr & Amor CF		9300007313	12/31/2012	0.98
53482200	AWWSC Services - Depr & Amor CF		9300007315	12/31/2012	168.46
53482200	AWWSC Services - Depr & Amor CF		9300007322	12/31/2012	130.21
53482200	AWWSC Services - Depr & Amor CF		9300007323	12/31/2012	(16,325.33)
53482200	AWWSC Services - Depr & Amor CF		9300007324	12/31/2012	391.63
53482200	AWWSC Services - Depr & Amor CF		9300007327	12/31/2012	5.49
53482200	AWWSC Services - Depr & Amor CF		9300007328	12/31/2012	8.09
53482200	AWWSC Services - Depr & Amor CF		9300007329	12/31/2012	10.42
53482200	AWWSC Services - Depr & Amor CF		9300007330	12/31/2012	10.86
53482200	AWWSC Services - Depr & Amor CF		9300007332	12/31/2012	201.50
53482200	AWWSC Services - Depr & Amor CF		9300007334	12/31/2012	5.01
53482200	AWWSC Services - Depr & Amor CF		9300007338	12/31/2012	7.94
53482200	AWWSC Services - Depr & Amor CF		9300007383	12/31/2012	451.99
53482200	AWWSC Services - Depr & Amor CF		9300007408	12/31/2012	293.94
53482200	AWWSC Services - Depr & Amor CF		9300007412	12/31/2012	0.03
53482200	AWWSC Services - Depr & Amor UT		9300007437	12/31/2012	10,771.32
53482200	AWWSC Services - Depr & Amor UT		9300007438	12/31/2012	(101.23)
53482200	AWWSC Services - Depr & Amor UT		9300007439	12/31/2012	(61.44)

## Kentucky American Water Company

Case No. 2012-00520

Response to PSC DR1, Item 31

Account	Description	Doc Type	Document Number	Posting Date	Amount
53482300	AWWSC Services - General Tax	UZ	2000000783	12/31/2012	(992.88)
53482300	AWWSC Services - General Tax	UZ	2000000784	12/31/2012	(3,169.47)
53482300	AWWSC Services - General Tax	UZ	2000000787	12/31/2012	(1,951.76)
53482300	AWWSC Services - General Tax	UZ	2000000788	12/31/2012	(3,432.33)
53482300	AWWSC Services - General Tax	UZ	2000000789	12/31/2012	(44.14)
53482300	AWWSC Services - General Tax	UZ	2000000790	12/31/2012	(382.43)
53482300	AWWSC Services - General Tax	CF	9300006706	12/31/2012	0.40
53482300	AWWSC Services - General Tax	CF	9300006707	12/31/2012	2.00
53482300	AWWSC Services - General Tax	CF	9300006708	12/31/2012	3.30
53482300	AWWSC Services - General Tax	CF	9300006709	12/31/2012	49.88
53482300	AWWSC Services - General Tax	CF	9300006710	12/31/2012	13.91
53482300	AWWSC Services - General Tax	CF	9300006711	12/31/2012	20.75
53482300	AWWSC Services - General Tax	CF	9300006712	12/31/2012	84.32
53482300	AWWSC Services - General Tax	CF	9300006713	12/31/2012	13.57
53482300	AWWSC Services - General Tax	CF	9300006714	12/31/2012	1.87
53482300	AWWSC Services - General Tax	CF	9300006715	12/31/2012	1.03
53482300	AWWSC Services - General Tax	CF	9300006716	12/31/2012	(0.64)
53482300	AWWSC Services - General Tax	CF	9300006717	12/31/2012	127.97
53482300	AWWSC Services - General Tax	CF	9300006743	12/31/2012	(231.87)
53482300	AWWSC Services - General Tax	CF	9300006744	12/31/2012	32.62
53482300	AWWSC Services - General Tax	CF	9300006745	12/31/2012	11.42
53482300	AWWSC Services - General Tax	CF	9300006746	12/31/2012	2.81
53482300	AWWSC Services - General Tax	CF	9300006747	12/31/2012	44.89
53482300	AWWSC Services - General Tax	CF	9300006750	12/31/2012	6.15
53482300	AWWSC Services - General Tax	CF	9300006751	12/31/2012	4.20
53482300	AWWSC Services - General Tax	CF	9300006752	12/31/2012	0.28
53482300	AWWSC Services - General Tax	CF	9300006753	12/31/2012	0.36
53482300	AWWSC Services - General Tax	CF	9300006754	12/31/2012	281.92
53482300	AWWSC Services - General Tax	CF	9300006755	12/31/2012	26.40
53482300	AWWSC Services - General Tax	CF	9300006756	12/31/2012	121.83
53482300	AWWSC Services - General Tax	CF	9300006757	12/31/2012	37.90
53482300	AWWSC Services - General Tax	CF	9300006758	12/31/2012	1.67
53482300	AWWSC Services - General Tax	CF	9300006759	12/31/2012	19.56
53482300	AWWSC Services - General Tax	CF	9300006760	12/31/2012	399.81
53482300	AWWSC Services - General Tax	CF	9300006761	12/31/2012	0.80
53482300	AWWSC Services - General Tax	CF	9300006762	12/31/2012	14.57
53482300	AWWSC Services - General Tax	CF	9300006763	12/31/2012	2.70
53482300	AWWSC Services - General Tax	CF	9300006764	12/31/2012	2.77
53482300	AWWSC Services - General Tax	CF	9300006765	12/31/2012	0.90
53482300	AWWSC Services - General Tax	CF	9300006766	12/31/2012	0.90
53482300	AWWSC Services - General Tax	CF	9300006767	12/31/2012	0.90
53482300	AWWSC Services - General Tax	CF	9300006768	12/31/2012	3.56
53482300	AWWSC Services - General Tax	CF	9300006769	12/31/2012	6.13
53482300	AWWSC Services - General Tax	CF	9300006770	12/31/2012	5.87
53482300	AWWSC Services - General Tax	CF	9300006771	12/31/2012	5.87
53482300	AWWSC Services - General Tax	CF	9300006772	12/31/2012	21.71
53482300	AWWSC Services - General Tax	CF	9300006773	12/31/2012	15.15
53482300	AWWSC Services - General Tax	CF	9300006774	12/31/2012	21.08
53482300	AWWSC Services - General Tax	CF	9300006777	12/31/2012	3.01
53482300	AWWSC Services - General Tax	CF	9300006778	12/31/2012	15.39
53482300	AWWSC Services - General Tax	CF	9300006779	12/31/2012	16.12
53482300	AWWSC Services - General Tax	CF	9300006780	12/31/2012	16.54
53482300	AWWSC Services - General Tax	CF	9300006781	12/31/2012	2.15

## Kentucky American Water Company

Case No. 2012-00520

Response to PSC DR1, Item 31

Account	Description	Doc Type	Document Number	Posting Date	Amount
53482300	AWWSC Services - General Tax	CF	9300006782	12/31/2012	0.53
53482300	AWWSC Services - General Tax	CF	9300006783	12/31/2012	1.94
53482300	AWWSC Services - General Tax	CF	9300006784	12/31/2012	693.60
53482300	AWWSC Services - General Tax	CF	9300006786	12/31/2012	583.69
53482300	AWWSC Services - General Tax	CF	9300006787	12/31/2012	295.35
53482300	AWWSC Services - General Tax	CF	9300006788	12/31/2012	13.56
53482300	AWWSC Services - General Tax	CF	9300006789	12/31/2012	13.57
53482300	AWWSC Services - General Tax	CF	9300006790	12/31/2012	13.56
53482300	AWWSC Services - General Tax	CF	9300006791	12/31/2012	0.36
53482300	AWWSC Services - General Tax	CF	9300006792	12/31/2012	8.15
53482300	AWWSC Services - General Tax	CF	9300006810	12/31/2012	10.63
53482300	AWWSC Services - General Tax	CF	9300006812	12/31/2012	(1.33)
53482300	AWWSC Services - General Tax	CF	9300006830	12/31/2012	9.92
53482300	AWWSC Services - General Tax	CF	9300006831	12/31/2012	801.35
53482300	AWWSC Services - General Tax	CF	9300006832	12/31/2012	12.33
53482300	AWWSC Services - General Tax	CF	9300006833	12/31/2012	1.53
53482300	AWWSC Services - General Tax	CF	9300006836	12/31/2012	768.36
53482300	AWWSC Services - General Tax	CF	9300006838	12/31/2012	12.06
53482300	AWWSC Services - General Tax	CF	9300006839	12/31/2012	0.04
53482300	AWWSC Services - General Tax	CF	9300006840	12/31/2012	0.07
53482300	AWWSC Services - General Tax	CF	9300006843	12/31/2012	12.13
53482300	AWWSC Services - General Tax	CF	9300006844	12/31/2012	0.07
53482300	AWWSC Services - General Tax	CF	9300006847	12/31/2012	13.28
53482300	AWWSC Services - General Tax	CF	9300006849	12/31/2012	13.47
53482300	AWWSC Services - General Tax	CF	9300006850	12/31/2012	2.17
53482300	AWWSC Services - General Tax	CF	9300006852	12/31/2012	2.17
53482300	AWWSC Services - General Tax	CF	9300006853	12/31/2012	23.83
53482300	AWWSC Services - General Tax	CF	9300006857	12/31/2012	33.96
53482300	AWWSC Services - General Tax	CF	9300006858	12/31/2012	17.88
53482300	AWWSC Services - General Tax	CF	9300006859	12/31/2012	14.15
53482300	AWWSC Services - General Tax	CF	9300006860	12/31/2012	1.75
53482300	AWWSC Services - General Tax	CF	9300006861	12/31/2012	1.75
53482300	AWWSC Services - General Tax	CF	9300006863	12/31/2012	8.57
53482300	AWWSC Services - General Tax	CF	9300006864	12/31/2012	7.24
53482300	AWWSC Services - General Tax	CF	9300006865	12/31/2012	19.37
53482300	AWWSC Services - General Tax	CF	9300006866	12/31/2012	9.20
53482300	AWWSC Services - General Tax	CF	9300006869	12/31/2012	(1.57)
53482300	AWWSC Services - General Tax	CF	9300006871	12/31/2012	17.74
53482300	AWWSC Services - General Tax	CF	9300006873	12/31/2012	0.60
53482300	AWWSC Services - General Tax	CF	9300006876	12/31/2012	6.18
53482300	AWWSC Services - General Tax	CF	9300006878	12/31/2012	4.07
53482300	AWWSC Services - General Tax	CF	9300006880	12/31/2012	(0.03)
53482300	AWWSC Services - General Tax	CF	9300006882	12/31/2012	0.09
53482300	AWWSC Services - General Tax	CF	9300006885	12/31/2012	0.07
53482300	AWWSC Services - General Tax	CF	9300006889	12/31/2012	0.07
53482300	AWWSC Services - General Tax	CF	9300006903	12/31/2012	0.48
53482300	AWWSC Services - General Tax	CF	9300006905	12/31/2012	1.75
53482300	AWWSC Services - General Tax	CF	9300006906	12/31/2012	1.75
53482300	AWWSC Services - General Tax	CF	9300006908	12/31/2012	1.75
53482300	AWWSC Services - General Tax	CF	9300006909	12/31/2012	(10.31)
53482300	AWWSC Services - General Tax	CF	9300006910	12/31/2012	(3.36)
53482300	AWWSC Services - General Tax	CF	9300006914	12/31/2012	12.37
53482300	AWWSC Services - General Tax	CF	9300006916	12/31/2012	9.85

## Kentucky American Water Company

Case No. 2012-00520

Response to PSC DR1, Item 31

Account	Description	Doc Type	Document Number	Posting Date	Amount
53482300	AWWSC Services - General Tax	CF	9300006917	12/31/2012	3.33
53482300	AWWSC Services - General Tax	CF	9300006918	12/31/2012	(0.13)
53482300	AWWSC Services - General Tax	CF	9300006919	12/31/2012	2.62
53482300	AWWSC Services - General Tax	CF	9300006923	12/31/2012	0.47
53482300	AWWSC Services - General Tax	CF	9300006924	12/31/2012	2.97
53482300	AWWSC Services - General Tax	CF	9300006928	12/31/2012	0.13
53482300	AWWSC Services - General Tax	CF	9300006929	12/31/2012	152.60
53482300	AWWSC Services - General Tax	CF	9300006931	12/31/2012	(4.72)
53482300	AWWSC Services - General Tax	CF	9300006932	12/31/2012	2.37
53482300	AWWSC Services - General Tax	CF	9300006935	12/31/2012	47.18
53482300	AWWSC Services - General Tax	CF	9300006936	12/31/2012	7.92
53482300	AWWSC Services - General Tax	CF	9300006938	12/31/2012	1.41
53482300	AWWSC Services - General Tax	CF	9300006939	12/31/2012	8.63
53482300	AWWSC Services - General Tax	CF	9300006940	12/31/2012	14.69
53482300	AWWSC Services - General Tax	CF	9300006941	12/31/2012	11.59
53482300	AWWSC Services - General Tax	CF	9300006942	12/31/2012	0.38
53482300	AWWSC Services - General Tax	CF	9300006943	12/31/2012	11.01
53482300	AWWSC Services - General Tax	CF	9300006945	12/31/2012	0.64
53482300	AWWSC Services - General Tax	CF	9300006948	12/31/2012	1.29
53482300	AWWSC Services - General Tax	CF	9300006951	12/31/2012	1.18
53482300	AWWSC Services - General Tax	CF	9300006952	12/31/2012	1.26
53482300	AWWSC Services - General Tax	CF	9300006953	12/31/2012	0.61
53482300	AWWSC Services - General Tax	CF	9300006954	12/31/2012	0.76
53482300	AWWSC Services - General Tax	CF	9300006955	12/31/2012	18.74
53482300	AWWSC Services - General Tax	CF	9300006962	12/31/2012	11.43
53482300	AWWSC Services - General Tax	CF	9300006965	12/31/2012	37.23
53482300	AWWSC Services - General Tax	CF	9300006966	12/31/2012	4.97
53482300	AWWSC Services - General Tax	CF	9300006969	12/31/2012	26.18
53482300	AWWSC Services - General Tax	CF	9300006970	12/31/2012	0.72
53482300	AWWSC Services - General Tax	CF	9300006973	12/31/2012	(0.86)
53482300	AWWSC Services - General Tax	CF	9300006977	12/31/2012	(0.86)
53482300	AWWSC Services - General Tax	CF	9300006980	12/31/2012	(5.99)
53482300	AWWSC Services - General Tax	CF	9300006982	12/31/2012	0.46
53482300	AWWSC Services - General Tax	CF	9300006983	12/31/2012	(0.92)
53482300	AWWSC Services - General Tax	CF	9300006984	12/31/2012	(0.92)
53482300	AWWSC Services - General Tax	CF	9300006985	12/31/2012	0.36
53482300	AWWSC Services - General Tax	CF	9300007198	12/31/2012	169.08
53482300	AWWSC Services - General Tax	CF	9300007199	12/31/2012	17.46
53482300	AWWSC Services - General Tax	CF	9300007200	12/31/2012	244.87
53482300	AWWSC Services - General Tax	UT	9300007278	12/31/2012	(679.30)
53482300	AWWSC Services - General Tax	UT	9300007280	12/31/2012	(399.81)
53482300	AWWSC Services - General Tax	UT	9300007282	12/31/2012	(244.87)
53482300	AWWSC Services - General Tax	CF	9300007301	12/31/2012	0.35
53482300	AWWSC Services - General Tax	CF	9300007302	12/31/2012	0.29
53482300	AWWSC Services - General Tax	CF	9300007303	12/31/2012	0.37
53482300	AWWSC Services - General Tax	CF	9300007304	12/31/2012	0.30
53482300	AWWSC Services - General Tax	CF	9300007306	12/31/2012	11.27
53482300	AWWSC Services - General Tax	CF	9300007309	12/31/2012	5.11
53482300	AWWSC Services - General Tax	CF	9300007310	12/31/2012	0.43
53482300	AWWSC Services - General Tax	CF	9300007312	12/31/2012	10.22
53482300	AWWSC Services - General Tax	CF	9300007313	12/31/2012	2.36
53482300	AWWSC Services - General Tax	CF	9300007315	12/31/2012	23.78
53482300	AWWSC Services - General Tax	CF	9300007316	12/31/2012	2.99

## Kentucky American Water Company

Case No. 2012-00520

Response to PSC DR1, Item 31

Account	Description	Doc Type	Document Number	Posting Date	Amount
53482300	AWWSC Services - General Tax	CF	9300007317	12/31/2012	8.71
53482300	AWWSC Services - General Tax	CF	9300007318	12/31/2012	(1.97)
53482300	AWWSC Services - General Tax	CF	9300007319	12/31/2012	1.50
53482300	AWWSC Services - General Tax	CF	9300007320	12/31/2012	(0.55)
53482300	AWWSC Services - General Tax	CF	9300007321	12/31/2012	1.92
53482300	AWWSC Services - General Tax	CF	9300007322	12/31/2012	14.56
53482300	AWWSC Services - General Tax	CF	9300007323	12/31/2012	17.57
53482300	AWWSC Services - General Tax	CF	9300007324	12/31/2012	7.61
53482300	AWWSC Services - General Tax	CF	9300007327	12/31/2012	38.13
53482300	AWWSC Services - General Tax	CF	9300007328	12/31/2012	0.63
53482300	AWWSC Services - General Tax	CF	9300007329	12/31/2012	1.32
53482300	AWWSC Services - General Tax	CF	9300007330	12/31/2012	0.23
53482300	AWWSC Services - General Tax	CF	9300007331	12/31/2012	0.02
53482300	AWWSC Services - General Tax	CF	9300007332	12/31/2012	0.13
53482300	AWWSC Services - General Tax	CF	9300007334	12/31/2012	0.01
53482300	AWWSC Services - General Tax	CF	9300007335	12/31/2012	0.03
53482300	AWWSC Services - General Tax	CF	9300007339	12/31/2012	0.01
53482300	AWWSC Services - General Tax	CF	9300007344	12/31/2012	5.20
53482300	AWWSC Services - General Tax	CF	9300007355	12/31/2012	(0.08)
53482300	AWWSC Services - General Tax	CF	9300007363	12/31/2012	0.12
53482300	AWWSC Services - General Tax	CF	9300007382	12/31/2012	5,773.17
53482300	AWWSC Services - General Tax	CF	9300007386	12/31/2012	(1.37)
53482300	AWWSC Services - General Tax	CF	9300007395	12/31/2012	2.12
53482300	AWWSC Services - General Tax	CF	9300007396	12/31/2012	0.33
53482300	AWWSC Services - General Tax	CF	9300007401	12/31/2012	1.04
53482300	AWWSC Services - General Tax	CF	9300007402	12/31/2012	206.77
53482300	AWWSC Services - General Tax	CF	9300007403	12/31/2012	(29.36)
53482300	AWWSC Services - General Tax	CF	9300007405	12/31/2012	0.02
53482300	AWWSC Services - General Tax	CF	9300007406	12/31/2012	6.82
53482300	AWWSC Services - General Tax	CF	9300007408	12/31/2012	5.13
53482300	AWWSC Services - General Tax	CF	9300007409	12/31/2012	(2.58)
53482300	AWWSC Services - General Tax	CF	9300007410	12/31/2012	0.84
53482300	AWWSC Services - General Tax	CF	9300007411	12/31/2012	(2.53)
53482300	AWWSC Services - General Tax	CF	9300007412	12/31/2012	(0.01)
53482300	AWWSC Services - General Tax	CF	9300007413	12/31/2012	0.02
53482300	AWWSC Services - General Tax	CF	9300007414	12/31/2012	0.09
53482300	AWWSC Services - General Tax	UT	9300007437	12/31/2012	(267.30)
53482300	AWWSC Services - General Tax	UT	9300007438	12/31/2012	(21.86)
53482300	AWWSC Services - General Tax	UT	9300007439	12/31/2012	(13.25)
53482400	AWWSC Services - Net Interest	UZ	2000000787	12/31/2012	(248.47)
53482400	AWWSC Services - Net Interest	UZ	2000000788	12/31/2012	(422.03)
53482400	AWWSC Services - Net Interest	UZ	2000000790	12/31/2012	(88.11)
53482400	AWWSC Services - Net Interest	CF	9300007306	12/31/2012	3.60
53482400	AWWSC Services - Net Interest	CF	9300007309	12/31/2012	23.23
53482400	AWWSC Services - Net Interest	CF	9300007313	12/31/2012	0.02
53482400	AWWSC Services - Net Interest	CF	9300007315	12/31/2012	97.15
53482400	AWWSC Services - Net Interest	CF	9300007322	12/31/2012	12.02
53482400	AWWSC Services - Net Interest	CF	9300007324	12/31/2012	173.09
53482400	AWWSC Services - Net Interest	CF	9300007328	12/31/2012	9.12
53482400	AWWSC Services - Net Interest	CF	9300007329	12/31/2012	0.19
53482400	AWWSC Services - Net Interest	CF	9300007330	12/31/2012	0.01
53482400	AWWSC Services - Net Interest	CF	9300007332	12/31/2012	0.89
53482400	AWWSC Services - Net Interest	CF	9300007334	12/31/2012	0.01

## Kentucky American Water Company

Case No. 2012-00520

Response to PSC DR1, Item 31

Account	Description	Doc Type	Document Number	Posting Date	Amount
53482400	AWWSC Services - Net Interest (CF		9300007338	12/31/2012	0.52
53482400	AWWSC Services - Net Interest (CF		9300007372	12/31/2012	679.16
53482400	AWWSC Services - Net Interest (CF		9300007380	12/31/2012	8.90
53482400	AWWSC Services - Net Interest (CF		9300007408	12/31/2012	40.05
53482400	AWWSC Services - Net Interest (CF		9300007412	12/31/2012	0.08
53482400	AWWSC Services - Net Interest (UT		9300007437	12/31/2012	(195.62)
53482400	AWWSC Services - Net Interest (UT		9300007438	12/31/2012	(58.38)
53482400	AWWSC Services - Net Interest (UT		9300007439	12/31/2012	(35.43)
53482500	AWWSC Services - Other Inc & [UZ		2000000787	12/31/2012	(83.25)
53482500	AWWSC Services - Other Inc & [UZ		2000000788	12/31/2012	(52.84)
53482500	AWWSC Services - Other Inc & [UZ		2000000790	12/31/2012	(37.58)
53482500	AWWSC Services - Other Inc & [CF		9300007302	12/31/2012	1.16
53482500	AWWSC Services - Other Inc & [CF		9300007303	12/31/2012	2.57
53482500	AWWSC Services - Other Inc & [CF		9300007305	12/31/2012	1.05
53482500	AWWSC Services - Other Inc & [CF		9300007306	12/31/2012	2.37
53482500	AWWSC Services - Other Inc & [CF		9300007308	12/31/2012	2.35
53482500	AWWSC Services - Other Inc & [CF		9300007309	12/31/2012	0.42
53482500	AWWSC Services - Other Inc & [CF		9300007311	12/31/2012	2.38
53482500	AWWSC Services - Other Inc & [CF		9300007312	12/31/2012	0.49
53482500	AWWSC Services - Other Inc & [CF		9300007313	12/31/2012	0.13
53482500	AWWSC Services - Other Inc & [CF		9300007314	12/31/2012	0.11
53482500	AWWSC Services - Other Inc & [CF		9300007315	12/31/2012	0.46
53482500	AWWSC Services - Other Inc & [CF		9300007317	12/31/2012	3.73
53482500	AWWSC Services - Other Inc & [CF		9300007318	12/31/2012	(6.91)
53482500	AWWSC Services - Other Inc & [CF		9300007321	12/31/2012	12.65
53482500	AWWSC Services - Other Inc & [CF		9300007322	12/31/2012	40.20
53482500	AWWSC Services - Other Inc & [CF		9300007331	12/31/2012	0.31
53482500	AWWSC Services - Other Inc & [CF		9300007361	12/31/2012	10.98
53482500	AWWSC Services - Other Inc & [CF		9300007362	12/31/2012	25.55
53482500	AWWSC Services - Other Inc & [CF		9300007381	12/31/2012	7.86
53482500	AWWSC Services - Other Inc & [CF		9300007394	12/31/2012	115.73
53482500	AWWSC Services - Other Inc & [CF		9300007405	12/31/2012	0.02
53482500	AWWSC Services - Other Inc & [CF		9300007408	12/31/2012	11.44
53482500	AWWSC Services - Other Inc & [CF		9300007409	12/31/2012	7.00
53482500	AWWSC Services - Other Inc & [CF		9300007412	12/31/2012	0.03
53482500	AWWSC Services - Other Inc & [CF		9300007414	12/31/2012	0.04
53482500	AWWSC Services - Other Inc & [UT		9300007437	12/31/2012	(58.86)
53482500	AWWSC Services - Other Inc & [UT		9300007438	12/31/2012	(5.98)
53482500	AWWSC Services - Other Inc & [UT		9300007439	12/31/2012	(3.61)
53482600	AWWSC Services - Income Tax: UZ		2000000788	12/31/2012	1.51
53482600	AWWSC Services - Income Tax: CF		9300007306	12/31/2012	(20.81)
53482600	AWWSC Services - Income Tax: UT		9300007437	12/31/2012	19.30
54110000	Rents-Real Prop	CS	9300006300	12/31/2012	(1,150.00)
54110014	Rents-Real Prop TD	CS	9300006300	12/31/2012	1,150.00
54140000	Rents-Equip	SV	100002902	12/31/2012	5,932.37
54140000	Rents-Equip	WE	5000004509	12/31/2012	147.34
54140000	Rents-Equip	WE	5000004510	12/31/2012	150.52
54140000	Rents-Equip	CS	9300005901	12/31/2012	(509.20)
54140000	Rents-Equip	CS	9300005905	12/31/2012	(265.00)
54140000	Rents-Equip	CS	9300005949	12/31/2012	(144.16)
54140000	Rents-Equip	CS	9300005964	12/31/2012	(93.55)
54140000	Rents-Equip	CS	9300006045	12/31/2012	265.00
54140000	Rents-Equip	CS	9300006047	12/31/2012	93.55

## Kentucky American Water Company

Case No. 2012-00520

Response to PSC DR1, Item 31

Account	Description	Doc Type	Document Number	Posting Date	Amount
54140000	Rents-Equip	CS	9300006051	12/31/2012	144.16
54140000	Rents-Equip	CS	9300006060	12/31/2012	509.20
54140000	Rents-Equip	CS	9300006216	12/31/2012	(1.65)
54140000	Rents-Equip	CS	9300006221	12/31/2012	(254.40)
54140000	Rents-Equip	CS	9300006245	12/31/2012	1,677.86
54140000	Rents-Equip	CS	9300006280	12/31/2012	1,155.59
54140000	Rents-Equip	CS	9300006296	12/31/2012	744.52
54140000	Rents-Equip	CS	9300006341	12/31/2012	(630.98)
54140000	Rents-Equip	CS	9300006484	12/31/2012	(210.28)
54140000	Rents-Equip	CS	9300006507	12/31/2012	(162.18)
54140000	Rents-Equip	CS	9300006585	12/31/2012	(297.86)
54140000	Rents-Equip	CS	9300007599	12/31/2012	(850.78)
54140000	Rents-Equip	CS	9300007601	12/31/2012	(1,069.91)
54140000	Rents-Equip	CS	9300007603	12/31/2012	(140.19)
54140000	Rents-Equip	CS	9300007604	12/31/2012	(1,943.92)
54140000	Rents-Equip	CS	9300007612	12/31/2012	(1,927.57)
54140016	Rents-Equip AG	CS	9300005901	12/31/2012	509.20
54140016	Rents-Equip AG	CS	9300005905	12/31/2012	265.00
54140016	Rents-Equip AG	CS	9300005949	12/31/2012	144.16
54140016	Rents-Equip AG	CS	9300005964	12/31/2012	93.55
54140016	Rents-Equip AG	CS	9300006045	12/31/2012	(265.00)
54140016	Rents-Equip AG	CS	9300006047	12/31/2012	(93.55)
54140016	Rents-Equip AG	CS	9300006051	12/31/2012	(144.16)
54140016	Rents-Equip AG	CS	9300006060	12/31/2012	(509.20)
54140016	Rents-Equip AG	CS	9300006216	12/31/2012	1.65
54140016	Rents-Equip AG	CS	9300006221	12/31/2012	254.40
54140016	Rents-Equip AG	CS	9300006245	12/31/2012	(1,677.86)
54140016	Rents-Equip AG	CS	9300006280	12/31/2012	(1,155.59)
54140016	Rents-Equip AG	CS	9300006296	12/31/2012	(744.52)
54140016	Rents-Equip AG	CS	9300006341	12/31/2012	630.98
54140016	Rents-Equip AG	CS	9300006484	12/31/2012	210.28
54140016	Rents-Equip AG	CS	9300006507	12/31/2012	162.18
54140016	Rents-Equip AG	CS	9300006585	12/31/2012	297.86
54140016	Rents-Equip AG	CS	9300007599	12/31/2012	850.78
54140016	Rents-Equip AG	CS	9300007601	12/31/2012	1,069.91
54140016	Rents-Equip AG	CS	9300007603	12/31/2012	140.19
54140016	Rents-Equip AG	CS	9300007604	12/31/2012	1,943.92
54140016	Rents-Equip AG	CS	9300007612	12/31/2012	1,927.57
55000000	Transportation (O&M)	AB	100002556	12/31/2012	(9.06)
55000000	Transportation (O&M)	AB	100002576	12/31/2012	(137.80)
55000000	Transportation (O&M)	AB	100002598	12/31/2012	(13.96)
55000000	Transportation (O&M)	AB	100002604	12/31/2012	(40.71)
55000000	Transportation (O&M)	AB	100002606	12/31/2012	(11.88)
55000000	Transportation (O&M)	AB	100002622	12/31/2012	(20.98)
55000000	Transportation (O&M)	AB	100002655	12/31/2012	(47.74)
55000000	Transportation (O&M)	AB	100002688	12/31/2012	(120.44)
55000000	Transportation (O&M)	AB	100002737	12/31/2012	(21.16)
55000000	Transportation (O&M)	AB	100002771	12/31/2012	11.56
55000000	Transportation (O&M)	AB	100002772	12/31/2012	(11.56)
55000000	Transportation (O&M)	CS	9300005937	12/31/2012	(2,246.67)
55000000	Transportation (O&M)	CS	9300006055	12/31/2012	2,246.67
55000000	Transportation (O&M)	CS	9300006266	12/31/2012	(2,246.67)
55000000	Transportation (O&M)	CS	9300006330	12/31/2012	(117.65)



Kentucky American Water Company  
Case No. 2012-00520  
Response to PSC DR1, Item 31

Account	Description	Doc Type	Document Number	Posting Date	Amount
55000000	Transportation (O&M)	CS	9300006347	12/31/2012	(116.59)
55000000	Transportation (O&M)	CS	9300006353	12/31/2012	(110.13)
55000000	Transportation (O&M)	CS	9300006361	12/31/2012	(120.44)
55000000	Transportation (O&M)	CS	9300006366	12/31/2012	(149.68)
55000000	Transportation (O&M)	CS	9300006368	12/31/2012	(13.96)
55000000	Transportation (O&M)	CS	9300006371	12/31/2012	(144.96)
55000000	Transportation (O&M)	CS	9300006499	12/31/2012	(3.51)
55000000	Transportation (O&M)	CS	9300006507	12/31/2012	(2.00)
55000000	Transportation (O&M)	CS	9300006516	12/31/2012	(180.66)
55000000	Transportation (O&M)	CS	9300006527	12/31/2012	(109.83)
55000000	Transportation (O&M)	CS	9300006561	12/31/2012	(1,406.87)
55000000	Transportation (O&M)	CS	9300006612	12/31/2012	(120.44)
55000000	Transportation (O&M)	CS	9300006616	12/31/2012	(149.68)
55000000	Transportation (O&M)	CS	9300006618	12/31/2012	(13.96)
55000000	Transportation (O&M)	CS	9300006621	12/31/2012	(139.65)
55000000	Transportation (O&M)	CS	9300006634	12/31/2012	120.44
55000000	Transportation (O&M)	CS	9300006641	12/31/2012	139.65
55000000	Transportation (O&M)	CS	9300006658	12/31/2012	149.68
55000000	Transportation (O&M)	CS	9300006671	12/31/2012	13.96
55000012	Trans Oper P	CS	9300006330	12/31/2012	117.65
55000013	Trans Oper WT	CS	9300006361	12/31/2012	120.44
55000013	Trans Oper WT	CS	9300006612	12/31/2012	120.44
55000013	Trans Oper WT	CS	9300006634	12/31/2012	(120.44)
55000014	Trans Oper TD	CS	9300006371	12/31/2012	144.96
55000014	Trans Oper TD	CS	9300006499	12/31/2012	3.51
55000014	Trans Oper TD	CS	9300006561	12/31/2012	1,406.87
55000014	Trans Oper TD	CS	9300006621	12/31/2012	139.65
55000014	Trans Oper TD	CS	9300006641	12/31/2012	(139.65)
55000016	Trans Oper AG	CS	9300005937	12/31/2012	2,246.67
55000016	Trans Oper AG	CS	9300006055	12/31/2012	(2,246.67)
55000016	Trans Oper AG	CS	9300006266	12/31/2012	2,246.67
55000016	Trans Oper AG	CS	9300006353	12/31/2012	110.13
55000016	Trans Oper AG	CS	9300006366	12/31/2012	149.68
55000016	Trans Oper AG	CS	9300006507	12/31/2012	2.00
55000016	Trans Oper AG	CS	9300006527	12/31/2012	109.83
55000016	Trans Oper AG	CS	9300006616	12/31/2012	149.68
55000016	Trans Oper AG	CS	9300006658	12/31/2012	(149.68)
55000021	Trans Maint SS	CS	9300006368	12/31/2012	13.96
55000021	Trans Maint SS	CS	9300006618	12/31/2012	13.96
55000021	Trans Maint SS	CS	9300006671	12/31/2012	(13.96)
55000024	Trans Maint TD	CS	9300006347	12/31/2012	116.59
55000024	Trans Maint TD	CS	9300006516	12/31/2012	180.66
55000100	Trans Cap Credits	UZ	2000000802	12/31/2012	(688.20)
55000100	Trans Cap Credits	UZ	2000000803	12/31/2012	(96.33)
55000100	Trans Cap Credits	UZ	2000000808	12/31/2012	428.24
55000100	Trans Cap Credits	UT	9300005889	12/31/2012	24.55
55000100	Trans Cap Credits	CS	9300005891	12/31/2012	3.30
55000100	Trans Cap Credits	UT	9300005892	12/31/2012	440.90
55000100	Trans Cap Credits	UT	9300005992	12/31/2012	(440.90)
55000100	Trans Cap Credits	UT	9300005993	12/31/2012	(24.55)
55000100	Trans Cap Credits	CS	9300005994	12/31/2012	(3.30)
55000100	Trans Cap Credits	UT	9300006201	12/31/2012	10.52
55000100	Trans Cap Credits	CS	9300006203	12/31/2012	(11.22)

## Kentucky American Water Company

Case No. 2012-00520

Response to PSC DR1, Item 31

Account	Description	Doc Type	Document Number	Posting Date	Amount
55000100	Trans Cap Credits	UT	9300006204	12/31/2012	(658.41)
55000100	Trans Cap Credits	UT	9300006205	12/31/2012	(14.03)
55000100	Trans Cap Credits	UT	9300006466	12/31/2012	(14.96)
55000100	Trans Cap Credits	UT	9300006472	12/31/2012	(1,957.04)
55000100	Trans Cap Credits	UT	9300006473	12/31/2012	(11.22)
55000100	Trans Cap Credits	UT	9300007570	12/31/2012	(0.90)
55000100	Trans Cap Credits	CS	9300007572	12/31/2012	(2.21)
55000100	Trans Cap Credits	UT	9300007573	12/31/2012	(530.40)
55000100	Trans Cap Credits	UT	9300007574	12/31/2012	(5.12)
55000100	Trans Cap Credits	UT	9300007638	12/31/2012	0.49
55000100	Trans Cap Credits	UT	9300007639	12/31/2012	289.53
55000100	Trans Cap Credits	UT	9300007640	12/31/2012	2.80
55000100	Trans Cap Credits	CS	9300007657	12/31/2012	1.30
55000100	Trans Cap Credits	UT	9300007700	12/31/2012	(54.34)
55010100	Trans Lease Costs	SV	100002846	12/31/2012	1,518.90
55010100	Trans Lease Costs	SA	100002912	12/31/2012	3,903.00
55010200	Trans Lease Fuel	AB	100002661	12/31/2012	(34.60)
55010200	Trans Lease Fuel	AB	100002718	12/31/2012	(1,120.00)
55010200	Trans Lease Fuel	AB	100002719	12/31/2012	(300.00)
55010200	Trans Lease Fuel	AB	100002741	12/31/2012	(975.00)
55010200	Trans Lease Fuel	AB	100002742	12/31/2012	(550.00)
55010200	Trans Lease Fuel	SV	100002846	12/31/2012	62,747.83
55010200	Trans Lease Fuel	SV	100002851	12/31/2012	6,572.13
55010200	Trans Lease Fuel	SV	100002854	12/31/2012	30,564.05
55010300	Trans Lease Maint	AB	100002559	12/31/2012	(103.24)
55010300	Trans Lease Maint	SV	100002844	12/31/2012	533.13
55010300	Trans Lease Maint	SV	100002845	12/31/2012	3,165.22
55010300	Trans Lease Maint	SV	100002846	12/31/2012	(8,643.16)
55010300	Trans Lease Maint	SV	100002854	12/31/2012	20,076.58
55010300	Trans Lease Maint	SA	100002881	12/31/2012	10,701.00
55010500	Trans Reimb EE Prsnl	UT	9300006204	12/31/2012	(4.72)
55010500	Trans Reimb EE Prsnl	UT	9300007700	12/31/2012	(4.71)
55710000	Ins General Liabilty	SA	100002380	12/31/2012	209.59
55710000	Ins General Liabilty	SA	100002381	12/31/2012	231.37
55710000	Ins General Liabilty	SA	100002386	12/31/2012	532.99
55710000	Ins General Liabilty	SA	100002389	12/31/2012	4,510.47
55710000	Ins General Liabilty	SA	100002391	12/31/2012	824.99
55710000	Ins General Liabilty	SA	100002393	12/31/2012	412.95
55710000	Ins General Liabilty	SA	100002394	12/31/2012	66.42
55710000	Ins General Liabilty	SA	100002395	12/31/2012	146.85
55710000	Ins General Liabilty	SA	100002396	12/31/2012	17,685.20
55710000	Ins General Liabilty	SA	100002875	12/31/2012	(27,088.53)
55720000	Ins Work Comp	SA	100002388	12/31/2012	13,570.32
55720100	Ins W/C Cap Credits	UZ	2000000802	12/31/2012	565.81
55720100	Ins W/C Cap Credits	UZ	2000000803	12/31/2012	207.86
55720100	Ins W/C Cap Credits	UZ	2000000808	12/31/2012	(162.58)
55720100	Ins W/C Cap Credits	UT	9300005889	12/31/2012	8.55
55720100	Ins W/C Cap Credits	CS	9300005891	12/31/2012	1.15
55720100	Ins W/C Cap Credits	UT	9300005892	12/31/2012	153.54
55720100	Ins W/C Cap Credits	UT	9300005992	12/31/2012	(153.54)
55720100	Ins W/C Cap Credits	UT	9300005993	12/31/2012	(8.55)
55720100	Ins W/C Cap Credits	CS	9300005994	12/31/2012	(1.15)
55720100	Ins W/C Cap Credits	UT	9300006201	12/31/2012	3.66

## Kentucky American Water Company

Case No. 2012-00520

Response to PSC DR1, Item 31

Account	Description	Doc Type	Document Number	Posting Date	Amount
55720100	Ins W/C Cap Credits	CS	9300006203	12/31/2012	(3.91)
55720100	Ins W/C Cap Credits	UT	9300006204	12/31/2012	(229.29)
55720100	Ins W/C Cap Credits	UT	9300006205	12/31/2012	(4.89)
55720100	Ins W/C Cap Credits	UT	9300006466	12/31/2012	(5.21)
55720100	Ins W/C Cap Credits	UT	9300006472	12/31/2012	(681.54)
55720100	Ins W/C Cap Credits	UT	9300006473	12/31/2012	(3.90)
55720100	Ins W/C Cap Credits	UT	9300007570	12/31/2012	0.89
55720100	Ins W/C Cap Credits	CS	9300007572	12/31/2012	2.21
55720100	Ins W/C Cap Credits	UT	9300007573	12/31/2012	523.09
55720100	Ins W/C Cap Credits	UT	9300007574	12/31/2012	5.05
55720100	Ins W/C Cap Credits	UT	9300007638	12/31/2012	(0.19)
55720100	Ins W/C Cap Credits	UT	9300007639	12/31/2012	(109.91)
55720100	Ins W/C Cap Credits	UT	9300007640	12/31/2012	(1.06)
55720100	Ins W/C Cap Credits	CS	9300007657	12/31/2012	(0.51)
55720100	Ins W/C Cap Credits	UT	9300007700	12/31/2012	(6.70)
55730000	Ins Other	SA	100002383	12/31/2012	39.60
55730000	Ins Other	SA	100002385	12/31/2012	55.35
55730000	Ins Other	SA	100002387	12/31/2012	538.90
56610000	Reg Exp-Amort	UT	9300006454	12/31/2012	16,565.87
56620000	Reg Exp-Depr Stdy	SR	9600000121	12/31/2012	561.46
56620000	Reg Exp-Depr Stdy	SR	9600000122	12/31/2012	617.21
57010000	Uncoll Accts Exp	SA	100002787	12/31/2012	5,801.13
57010000	Uncoll Accts Exp	SA	100002838	12/31/2012	(55,471.82)
57010000	Uncoll Accts Exp	SA	100002927	12/31/2012	258.50
57010000	Uncoll Accts Exp	SA	100002934	12/31/2012	160,372.16
57010000	Uncoll Accts Exp	CS	9300005932	12/31/2012	2,059.29
57010000	Uncoll Accts Exp	CS	9300006037	12/31/2012	(2,059.29)
57010000	Uncoll Accts Exp	CS	9300006259	12/31/2012	3,561.02
57010000	Uncoll Accts Exp	CS	9300006348	12/31/2012	1,106.09
57010000	Uncoll Accts Exp	CS	9300006521	12/31/2012	1,282.78
57010000	Uncoll Accts Exp	CS	9300006580	12/31/2012	(59,558.14)
57010000	Uncoll Accts Exp	CS	9300006602	12/31/2012	238.20
57010000	Uncoll Accts Exp	CS	9300007288	12/31/2012	(5,801.13)
57010000	Uncoll Accts Exp	CS	9300007293	12/31/2012	55,471.82
57010000	Uncoll Accts Exp	CS	9300007701	12/31/2012	(258.50)
57010000	Uncoll Accts Exp	CS	9300007707	12/31/2012	(160,372.16)
57010000	Uncoll Accts Exp	ZA	9400001683	12/31/2012	(238.20)
57010015	Uncoll Accts Exp CA	CS	9300005932	12/31/2012	(2,059.29)
57010015	Uncoll Accts Exp CA	CS	9300006037	12/31/2012	2,059.29
57010015	Uncoll Accts Exp CA	CS	9300006259	12/31/2012	(3,561.02)
57010015	Uncoll Accts Exp CA	CS	9300006348	12/31/2012	(1,106.09)
57010015	Uncoll Accts Exp CA	CS	9300006521	12/31/2012	(1,282.78)
57010015	Uncoll Accts Exp CA	CS	9300006580	12/31/2012	59,558.14
57010015	Uncoll Accts Exp CA	CS	9300006602	12/31/2012	(238.20)
57010015	Uncoll Accts Exp CA	CS	9300007288	12/31/2012	5,801.13
57010015	Uncoll Accts Exp CA	CS	9300007701	12/31/2012	258.50
57010015	Uncoll Accts Exp CA	CS	9300007707	12/31/2012	160,372.16
57010016	Uncoll Accts Exp AG	CS	9300007293	12/31/2012	(55,471.82)
62002100	M&S Maint SS	CS	9300005923	12/31/2012	233.86
62002100	M&S Maint SS	CS	9300006062	12/31/2012	(233.86)
62002100	M&S Maint SS	CS	9300006512	12/31/2012	11.55
62002100	M&S Maint SS	CS	9300007616	12/31/2012	3,676.84
62002300	M&S Maint WT	CS	9300005920	12/31/2012	4,343.72

## Kentucky American Water Company

Case No. 2012-00520

Response to PSC DR1, Item 31

Account	Description	Doc Type	Document Number	Posting Date	Amount
62002300	M&S Maint WT	CS	9300006063	12/31/2012	(4,343.72)
62002300	M&S Maint WT	CS	9300006247	12/31/2012	(12,931.51)
62002300	M&S Maint WT	CS	9300006343	12/31/2012	8,830.40
62002300	M&S Maint WT	CS	9300006379	12/31/2012	328.68
62002300	M&S Maint WT	CS	9300006509	12/31/2012	15,039.53
62002300	M&S Maint WT	CS	9300006600	12/31/2012	4,279.61
62002300	M&S Maint WT	CS	9300006672	12/31/2012	(4,279.61)
62002300	M&S Maint WT	CS	9300007294	12/31/2012	14,825.38
62002300	M&S Maint WT	CS	9300007617	12/31/2012	7,756.79
62002400	M&S Maint TD	CS	9300005927	12/31/2012	104.55
62002400	M&S Maint TD	CS	9300006065	12/31/2012	(104.55)
62002400	M&S Maint TD	CS	9300006253	12/31/2012	(1,245.19)
62002400	M&S Maint TD	CS	9300006347	12/31/2012	1,164.07
62002400	M&S Maint TD	CS	9300006363	12/31/2012	2,053.29
62002400	M&S Maint TD	CS	9300006373	12/31/2012	8,982.96
62002400	M&S Maint TD	CS	9300006516	12/31/2012	967.07
62002400	M&S Maint TD	CS	9300006567	12/31/2012	(4,307.29)
62002400	M&S Maint TD	CS	9300006589	12/31/2012	11,781.85
62002400	M&S Maint TD	CS	9300006601	12/31/2012	43.08
62002400	M&S Maint TD	CS	9300006614	12/31/2012	999.57
62002400	M&S Maint TD	CS	9300006673	12/31/2012	(43.08)
62002400	M&S Maint TD	CS	9300006674	12/31/2012	(999.57)
62002400	M&S Maint TD	CS	9300007620	12/31/2012	8,906.18
62002600	M&S Maint AG	CS	9300006606	12/31/2012	1,878.56
62502400	Misc Maint TD	CS	9300005927	12/31/2012	1,252.64
62502400	Misc Maint TD	CS	9300005953	12/31/2012	2,233.63
62502400	Misc Maint TD	CS	9300005973	12/31/2012	995.89
62502400	Misc Maint TD	CS	9300006065	12/31/2012	(1,252.64)
62502400	Misc Maint TD	CS	9300006066	12/31/2012	(995.89)
62502400	Misc Maint TD	CS	9300006068	12/31/2012	(2,233.63)
62502400	Misc Maint TD	CS	9300006253	12/31/2012	1,252.64
62502400	Misc Maint TD	CS	9300006284	12/31/2012	2,087.50
62502400	Misc Maint TD	CS	9300006305	12/31/2012	834.60
62502400	Misc Maint TD	CS	9300006373	12/31/2012	18.09
62502400	Misc Maint TD	CS	9300006567	12/31/2012	3,405.75
62502400	Misc Maint TD	CS	9300007622	12/31/2012	2,087.50
62502600	Misc Maint AG	CS	9300006344	12/31/2012	499.63
62502600	Misc Maint AG	CS	9300006584	12/31/2012	1,667.56
62502600	Misc Maint AG	CS	9300006606	12/31/2012	6,395.63
62502600	Misc Maint AG	CS	9300007631	12/31/2012	320.58
62502600	Misc Maint AG	CS	9300007632	12/31/2012	(60.66)
62502600	Misc Maint AG	CS	9300007635	12/31/2012	(121.55)
62510000	Amort Def Maint	UT	9300006453	12/31/2012	4,145.22
62510000	Amort Def Maint	UT	9300006455	12/31/2012	5,260.36
62510000	Amort Def Maint	UT	9300006456	12/31/2012	3,019.97
62510000	Amort Def Maint	UT	9300006457	12/31/2012	416.66
62510000	Amort Def Maint	UT	9300006458	12/31/2012	1,469.26
62510000	Amort Def Maint	UT	9300006459	12/31/2012	2,149.90
62510000	Amort Def Maint	UT	9300006460	12/31/2012	148.44
62510000	Amort Def Maint	UT	9300006461	12/31/2012	382.23
62510000	Amort Def Maint	UT	9300006462	12/31/2012	276.13
62510000	Amort Def Maint	UT	9300006463	12/31/2012	1,800.99
62510000	Amort Def Maint	UT	9300006464	12/31/2012	7,172.91

## Kentucky American Water Company

Case No. 2012-00520

Response to PSC DR1, Item 31

Account	Description	Doc Type	Document Number	Posting Date	Amount
62510000	Amort Def Maint	UT	9300006465	12/31/2012	189.97
62510000	Amort Def Maint	UT	9300006467	12/31/2012	2,238.71
62510000	Amort Def Maint	UT	9300006468	12/31/2012	619.56
62510000	Amort Def Maint	UT	9300006469	12/31/2012	809.76
62510000	Amort Def Maint	UT	9300006474	12/31/2012	3,535.02
62510000	Amort Def Maint	CS	9300006509	12/31/2012	(9,679.16)
62510000	Amort Def Maint	CS	9300006516	12/31/2012	(809.76)
62510000	Amort Def Maint	CS	9300006545	12/31/2012	(5,260.36)
62510000	Amort Def Maint	CS	9300006567	12/31/2012	(17,885.81)
62510000	Amort Def Maint	UT	9300007703	12/31/2012	978.38
62510000	Amort Def Maint	UT	9300007704	12/31/2012	3,170.63
62510000	Amort Def Maint	CS	9300007705	12/31/2012	(4,149.01)
62512300	Amort Def Maint WT	CS	9300006509	12/31/2012	9,679.16
62512400	Amort Def Maint TD	CS	9300006516	12/31/2012	809.76
62512400	Amort Def Maint TD	CS	9300006545	12/31/2012	5,260.36
62512400	Amort Def Maint TD	CS	9300006567	12/31/2012	17,885.81
62512400	Amort Def Maint TD	CS	9300007705	12/31/2012	4,149.01
62520700	Misc Main Pvg/Bckfll	SV	100002859	12/31/2012	37,072.65
62520700	Misc Main Pvg/Bckfll	UZ	2000000739	12/31/2012	(1,027.99)
62520700	Misc Main Pvg/Bckfll	RE	5000004525	12/31/2012	1,027.99
63150023	Contr Svc-Maint WT	CS	9300006343	12/31/2012	(4,000.00)
63150023	Contr Svc-Maint WT	CS	9300006509	12/31/2012	1,170.24
63150023	Contr Svc-Maint WT	CS	9300006600	12/31/2012	500.00
63150023	Contr Svc-Maint WT	CS	9300006672	12/31/2012	(500.00)
63150024	Contr Svc-Maint TD	CS	9300005973	12/31/2012	2,808.83
63150024	Contr Svc-Maint TD	CS	9300006066	12/31/2012	(2,808.83)
63150024	Contr Svc-Maint TD	CS	9300006305	12/31/2012	759.79
63150024	Contr Svc-Maint TD	CS	9300006373	12/31/2012	175.40
63150024	Contr Svc-Maint TD	CS	9300006567	12/31/2012	6,231.00
63150024	Contr Svc-Maint TD	CS	9300007620	12/31/2012	9,274.10
63150026	Contr Svc-Maint AG	CS	9300005922	12/31/2012	4,331.50
63150026	Contr Svc-Maint AG	CS	9300006083	12/31/2012	(4,331.50)
63150026	Contr Svc-Maint AG	CS	9300006249	12/31/2012	6,290.03
63150026	Contr Svc-Maint AG	CS	9300006344	12/31/2012	177.98
63150026	Contr Svc-Maint AG	CS	9300006511	12/31/2012	396.53
63150026	Contr Svc-Maint AG	CS	9300007631	12/31/2012	4,034.00
63150026	Contr Svc-Maint AG	CS	9300007712	12/31/2012	(204.76)
68011000	Depr -UPIS General	UD	2000000778	12/31/2012	1,001,693.42
68011000	Depr -UPIS General	SQ	9600000118	12/31/2012	(26,781.46)
68012000	Depr -Amort CIAC Tx	UD	2000000778	12/31/2012	(13,614.24)
68012500	Depr -Amort CIAC Nntx	UD	2000000778	12/31/2012	(70,015.58)
68254000	Amort-RegAsset AFUDC	SQ	9600000118	12/31/2012	11,190.13
68255000	Amort-UPAA	SQ	9600000118	12/31/2012	713.39
68257000	Amort-Prop Losses	SR	9600000128	12/31/2012	4,756.67
68258000	Amort-Reg Asset	SQ	9600000118	12/31/2012	575.00
68311000	Rem Costs-ARO/NNS	UD	2000000778	12/31/2012	170,443.83
68312000	Rmv Csts-NNS CIAC Tx	UD	2000000778	12/31/2012	(9,838.46)
68312500	Rmv Csts-NNS CIAC NT	UD	2000000778	12/31/2012	(31,020.45)
68520000	Property Taxes	SA	100002841	12/31/2012	20,437.80
68533100	FICA Cap Credits	UT	9300005889	12/31/2012	25.92
68533100	FICA Cap Credits	CS	9300005891	12/31/2012	3.35
68533100	FICA Cap Credits	UT	9300005892	12/31/2012	462.31
68533100	FICA Cap Credits	UT	9300005992	12/31/2012	(462.31)

## Kentucky American Water Company

Case No. 2012-00520

Response to PSC DR1, Item 31

Account	Description	Doc Type	Document Number	Posting Date	Amount
68533100	FICA Cap Credits	UT	9300005993	12/31/2012	(25.92)
68533100	FICA Cap Credits	CS	9300005994	12/31/2012	(3.35)
68533100	FICA Cap Credits	UT	9300006201	12/31/2012	11.13
68533100	FICA Cap Credits	CS	9300006203	12/31/2012	(5.64)
68533100	FICA Cap Credits	UT	9300006204	12/31/2012	(622.10)
68533100	FICA Cap Credits	UT	9300006205	12/31/2012	(14.81)
68533100	FICA Cap Credits	UT	9300006466	12/31/2012	(15.79)
68533100	FICA Cap Credits	UT	9300006472	12/31/2012	(1,973.70)
68533100	FICA Cap Credits	UT	9300006473	12/31/2012	(11.85)
68533100	FICA Cap Credits	UT	9300007658	12/31/2012	(4.61)
68533100	FICA Cap Credits	UT	9300007700	12/31/2012	(4.37)
68535100	SUTA Cap Credits	UT	9300006204	12/31/2012	(17.30)
69011000	FIT-Current	SA	100003003	12/31/2012	(1,379.49)
69011000	FIT-Current	SJ	100003029	12/31/2012	947,020.07
69012000	FIT-Prior Year Adj	SA	100003032	12/31/2012	634,962.00
69021000	SIT-Current	SA	100003003	12/31/2012	3,941.41
69021000	SIT-Current	SJ	100003029	12/31/2012	37,773.94
69022000	SIT-Prior Year Adj	SA	100003032	12/31/2012	2,579.00
69031000	FIT-Oth Inc&Ded CY	SJ	100003029	12/31/2012	(18,330.90)
69041000	SIT-Oth Inc&Ded CY	SJ	100003029	12/31/2012	(3,343.02)
69062000	Def FIT-Pr Yr Adj	SA	100003032	12/31/2012	(677,681.00)
69065000	Def FIT-Other	SJ	100003029	12/31/2012	(817,703.57)
69073500	Def SIT-Other	SJ	100003029	12/31/2012	(14,190.36)
70510000	AFUDC-Equity	UI	2000000795	12/31/2012	(21,451.71)
70510000	AFUDC-Equity	UZ	2000000798	12/31/2012	(13,595.45)
70510000	AFUDC-Equity	UZ	2000000799	12/31/2012	(20,096.57)
70510000	AFUDC-Equity	UZ	2000000808	12/31/2012	55.50
71521000	M&J Expenses	CS	9300005891	12/31/2012	(86.45)
71521000	M&J Expenses	CS	9300005994	12/31/2012	86.45
71521000	M&J Expenses	CS	9300006203	12/31/2012	266.18
71521000	M&J Expenses	CS	9300006470	12/31/2012	1,053.33
71521000	M&J Expenses	CS	9300007572	12/31/2012	(33.15)
71521000	M&J Expenses	CS	9300007657	12/31/2012	6.24
72801100	Adv Receipt Non-Services Cleari SA		100002785	12/31/2012	(29,182.00)
72801100	Adv Receipt Non-Services Cleari UZ		2000000743	12/31/2012	30,715.00
72801100	Adv Receipt Non-Services Cleari UZ		2000000758	12/31/2012	29,182.00
72801100	Adv Receipt Non-Services Cleari DR		4000005449	12/31/2012	(30,715.00)
72802000	CIAC Receipt Services Clearing SA		100002785	12/31/2012	11,442.00
72802000	CIAC Receipt Services Clearing UZ		2000000758	12/31/2012	(11,442.00)
72802000	CIAC Receipt Services Clearing UZ		2000000764	12/31/2012	35,779.00
72802000	CIAC Receipt Services Clearing DR		4000005690	12/31/2012	(7,072.00)
72802000	CIAC Receipt Services Clearing DR		4000005693	12/31/2012	(817.00)
72802000	CIAC Receipt Services Clearing DR		4000005696	12/31/2012	(10,608.00)
72802000	CIAC Receipt Services Clearing DR		4000005697	12/31/2012	(14,144.00)
72802000	CIAC Receipt Services Clearing DR		4000005702	12/31/2012	(1,569.00)
72802000	CIAC Receipt Services Clearing DR		4000005705	12/31/2012	(1,569.00)
72802100	CIAC Receipt Non-Services Clear SA		100002785	12/31/2012	17,740.00
72802100	CIAC Receipt Non-Services Clear UZ		2000000743	12/31/2012	2,474.00
72802100	CIAC Receipt Non-Services Clear UZ		2000000758	12/31/2012	(17,740.00)
72802100	CIAC Receipt Non-Services Clear UZ		2000000764	12/31/2012	6,536.00
72802100	CIAC Receipt Non-Services Clear DR		4000005449	12/31/2012	(2,474.00)
72802100	CIAC Receipt Non-Services Clear DR		4000005673	12/31/2012	(1,634.00)
72802100	CIAC Receipt Non-Services Clear DR		4000005680	12/31/2012	(1,634.00)

## Kentucky American Water Company

Case No. 2012-00520

Response to PSC DR1, Item 31

Account	Description	Doc Type	Document Number	Posting Date	Amount
72802100	CIAC Receipt Non-Services Clear DR		4000005683	12/31/2012	(817.00)
72802100	CIAC Receipt Non-Services Clear DR		4000005685	12/31/2012	(817.00)
72802100	CIAC Receipt Non-Services Clear DR		4000005688	12/31/2012	(817.00)
72802100	CIAC Receipt Non-Services Clear DR		4000005700	12/31/2012	(817.00)
72803000	Salvage/Scrap Receipt Clearing SA		100002881	12/31/2012	(10,701.00)
72803000	Salvage/Scrap Receipt Clearing SA		100002912	12/31/2012	(3,903.00)
72803000	Salvage/Scrap Receipt Clearing UZ		2000000806	12/31/2012	14,604.00
75510000	Amort UPAA	SQ	9600000118	12/31/2012	(35.38)
75840000	Lobbying Expenses	SV	100002902	12/31/2012	5,305.47
75840000	Lobbying Expenses	SR	9600000127	12/31/2012	469.72
81010000	Interest LTD	UT	9300006452	12/31/2012	(10,875.79)
81020000	Div Decl P/S w/ MRR	TC	3000009014	12/31/2012	31,762.50
81315000	Interest STD Interco	TI	3000009165	12/31/2012	2,125.50
82010000	Amort Debt Disc&Exp	TC	3000009142	12/31/2012	191.10
82010000	Amort Debt Disc&Exp	TC	3000009143	12/31/2012	202.37
82010000	Amort Debt Disc&Exp	TC	3000009144	12/31/2012	271.77
82015000	Amort Dbt Dsc&Ex I/C	SA	100002921	12/31/2012	77.75
82015000	Amort Dbt Dsc&Ex I/C	TC	3000009145	12/31/2012	1,699.00
82015000	Amort Dbt Dsc&Ex I/C	TC	3000009146	12/31/2012	1,083.91
82015000	Amort Dbt Dsc&Ex I/C	TC	3000009147	12/31/2012	905.37
82015000	Amort Dbt Dsc&Ex I/C	TC	3000009148	12/31/2012	1,383.42
82016000	Amort Dbt E-Insde CL	SA	100002426	12/31/2012	1,456.72
82020000	Amort P/S Exp w/ MRR	SR	9600000130	12/31/2012	64.24
85000000	AFUDC Debt	UZ	2000000798	12/31/2012	(8,230.88)
85000000	AFUDC Debt	UZ	2000000799	12/31/2012	(17,614.96)
85000000	AFUDC Debt	UZ	2000000808	12/31/2012	42.58
86021500	Div Decl Com Stk I/C	SA	100002862	12/31/2012	4,686,499.09
88101000	CAP Move-UP	UP	2000000760	12/31/2012	82,020,390.18
88101000	CAP Move-UP	UP	2000000761	12/31/2012	70,038,813.30
88101000	CAP Move-UP	UP	2000000770	12/31/2012	1,422.69
88101000	CAP Move-UP	UP	2000000782	12/31/2012	21,453.15
88101000	CAP Move-UP	UP	2000000813	12/31/2012	41.63
88106000	CAP Move-CCNC	UN	2000000746	12/31/2012	206,857.38
88106000	CAP Move-CCNC	UN	2000000751	12/31/2012	(9,919.83)
88106000	CAP Move-CCNC	UN	2000000757	12/31/2012	22,161.45
88106000	CAP Move-CCNC	UP	2000000760	12/31/2012	(82,020,390.18)
88106000	CAP Move-CCNC	UP	2000000761	12/31/2012	(70,038,813.30)
88106000	CAP Move-CCNC	UN	2000000768	12/31/2012	60,971.79
88106000	CAP Move-CCNC	UN	2000000777	12/31/2012	104,469.01
88106000	CAP Move-CCNC	UN	2000000812	12/31/2012	4,102,334.14
88106000	CAP Move-CCNC	UN	2000000814	12/31/2012	(14,738.01)
88106000	CAP Move-CCNC	UN	2000000818	12/31/2012	160,155.61
88106000	CAP Move-CCNC	UN	2000000823	12/31/2012	(26,900.83)
88107000	CAP Move-CWIP	UZ	2000000735	12/31/2012	13,468.14
88107000	CAP Move-CWIP	UZ	2000000738	12/31/2012	11,995.88
88107000	CAP Move-CWIP	UZ	2000000740	12/31/2012	22,706.56
88107000	CAP Move-CWIP	UZ	2000000741	12/31/2012	825,781.65
88107000	CAP Move-CWIP	UN	2000000746	12/31/2012	(206,857.38)
88107000	CAP Move-CWIP	UZ	2000000748	12/31/2012	(4,073.88)
88107000	CAP Move-CWIP	UN	2000000751	12/31/2012	9,919.83
88107000	CAP Move-CWIP	UZ	2000000752	12/31/2012	14,141.39
88107000	CAP Move-CWIP	UN	2000000757	12/31/2012	(22,161.45)
88107000	CAP Move-CWIP	UZ	2000000763	12/31/2012	52,478.19

## Kentucky American Water Company

Case No. 2012-00520

Response to PSC DR1, Item 31

Account	Description	Doc Type	Document Number	Posting Date	Amount
88107000	CAP Move-CWIP	UZ	2000000765	12/31/2012	15,078.73
88107000	CAP Move-CWIP	UN	2000000768	12/31/2012	(60,971.79)
88107000	CAP Move-CWIP	UP	2000000770	12/31/2012	(1,422.69)
88107000	CAP Move-CWIP	UN	2000000777	12/31/2012	(104,469.01)
88107000	CAP Move-CWIP	UP	2000000782	12/31/2012	(21,453.15)
88107000	CAP Move-CWIP	UZ	2000000785	12/31/2012	123,059.75
88107000	CAP Move-CWIP	UZ	2000000786	12/31/2012	127,663.36
88107000	CAP Move-CWIP	UZ	2000000791	12/31/2012	58,547.79
88107000	CAP Move-CWIP	UZ	2000000792	12/31/2012	(37,082.61)
88107000	CAP Move-CWIP	UZ	2000000793	12/31/2012	219.15
88107000	CAP Move-CWIP	UZ	2000000794	12/31/2012	35,172.65
88107000	CAP Move-CWIP	UZ	2000000796	12/31/2012	13,324.97
88107000	CAP Move-CWIP	UZ	2000000797	12/31/2012	46,212.89
88107000	CAP Move-CWIP	UZ	2000000801	12/31/2012	789.88
88107000	CAP Move-CWIP	UZ	2000000804	12/31/2012	(3,846.04)
88107000	CAP Move-CWIP	UZ	2000000805	12/31/2012	(7,007.56)
88107000	CAP Move-CWIP	UZ	2000000807	12/31/2012	4,472,084.10
88107000	CAP Move-CWIP	UZ	2000000809	12/31/2012	(23,383.29)
88107000	CAP Move-CWIP	UN	2000000812	12/31/2012	(4,102,334.14)
88107000	CAP Move-CWIP	UP	2000000813	12/31/2012	(41.63)
88107000	CAP Move-CWIP	UN	2000000814	12/31/2012	14,738.01
88107000	CAP Move-CWIP	UZ	2000000817	12/31/2012	5,611.12
88107000	CAP Move-CWIP	UN	2000000818	12/31/2012	(160,155.61)
88107000	CAP Move-CWIP	UZ	2000000820	12/31/2012	(77,764.98)
88107000	CAP Move-CWIP	UN	2000000823	12/31/2012	26,900.83
88252100	CAP Move-ADV NT	UN	2000000746	12/31/2012	174,673.07
88252170	CAP Move-ADV NT WIP	UZ	2000000744	12/31/2012	(30,715.00)
88252170	CAP Move-ADV NT WIP	UN	2000000746	12/31/2012	(174,673.07)
88252170	CAP Move-ADV NT WIP	UZ	2000000759	12/31/2012	(29,182.00)
88257000	CAP Move-COR	UC	2000000769	12/31/2012	432.06
88257000	CAP Move-COR	UC	2000000781	12/31/2012	3,355.52
88257100	CAP Move-RWIP	UZ	2000000740	12/31/2012	69.69
88257100	CAP Move-RWIP	UZ	2000000741	12/31/2012	123,686.99
88257100	CAP Move-RWIP	UZ	2000000763	12/31/2012	27,682.74
88257100	CAP Move-RWIP	UZ	2000000765	12/31/2012	(27,540.87)
88257100	CAP Move-RWIP	UC	2000000769	12/31/2012	(432.06)
88257100	CAP Move-RWIP	UC	2000000781	12/31/2012	(3,355.52)
88257100	CAP Move-RWIP	UZ	2000000804	12/31/2012	(563.56)
88257100	CAP Move-RWIP	UZ	2000000805	12/31/2012	(42.28)
88257100	CAP Move-RWIP	UZ	2000000807	12/31/2012	116,249.54
88257100	CAP Move-RWIP	UZ	2000000809	12/31/2012	114.61
88257100	CAP Move-RWIP	UZ	2000000817	12/31/2012	(4,300.00)
88271100	CAP Move-CIAC NT	UN	2000000746	12/31/2012	(3,268.00)
88271100	CAP Move-CIAC NT	UN	2000000751	12/31/2012	(6,536.00)
88271100	CAP Move-CIAC NT	UN	2000000768	12/31/2012	(3,268.00)
88271170	CAP Move-CIAC NT WIP	UZ	2000000744	12/31/2012	(2,474.00)
88271170	CAP Move-CIAC NT WIP	UN	2000000746	12/31/2012	3,268.00
88271170	CAP Move-CIAC NT WIP	UN	2000000751	12/31/2012	6,536.00
88271170	CAP Move-CIAC NT WIP	UZ	2000000759	12/31/2012	17,740.00
88271170	CAP Move-CIAC NT WIP	UZ	2000000765	12/31/2012	(6,536.00)
88271170	CAP Move-CIAC NT WIP	UN	2000000768	12/31/2012	3,268.00
88271200	CAP Move-CIAC Tax	UN	2000000751	12/31/2012	(35,779.00)
88271270	CAP Move-CIAC Tx WIP	UN	2000000751	12/31/2012	35,779.00



## Kentucky American Water Company

Case No. 2012-00520

Response to PSC DR1, Item 31

Account	Description	Doc Type	Document Number	Posting Date	Amount
88271270	CAP Move-CIAC Tx WIP	UZ	200000759	12/31/2012	11,442.00
88271270	CAP Move-CIAC Tx WIP	UZ	200000765	12/31/2012	(35,779.00)
88900000	CAP Move-Settlement	UZ	200000735	12/31/2012	(13,468.14)
88900000	CAP Move-Settlement	UZ	200000738	12/31/2012	(11,995.88)
88900000	CAP Move-Settlement	UZ	200000740	12/31/2012	(22,776.25)
88900000	CAP Move-Settlement	UZ	200000741	12/31/2012	(949,468.64)
88900000	CAP Move-Settlement	UZ	200000744	12/31/2012	33,189.00
88900000	CAP Move-Settlement	UZ	200000748	12/31/2012	4,073.88
88900000	CAP Move-Settlement	UZ	200000763	12/31/2012	(94,302.32)
88900000	CAP Move-Settlement	UZ	200000765	12/31/2012	54,777.14
88900000	CAP Move-Settlement	UZ	200000785	12/31/2012	(30,700.75)
88900000	CAP Move-Settlement	UZ	200000786	12/31/2012	(220,022.36)
88900000	CAP Move-Settlement	UZ	200000791	12/31/2012	(47.01)
88900000	CAP Move-Settlement	UZ	200000792	12/31/2012	(49,633.52)
88900000	CAP Move-Settlement	UZ	200000793	12/31/2012	(29.31)
88900000	CAP Move-Settlement	UZ	200000794	12/31/2012	(7,147.14)
88900000	CAP Move-Settlement	UZ	200000796	12/31/2012	(23,077.24)
88900000	CAP Move-Settlement	UZ	200000797	12/31/2012	(36,460.62)
88900000	CAP Move-Settlement	UZ	200000801	12/31/2012	(789.88)
88900000	CAP Move-Settlement	UZ	200000804	12/31/2012	5,423.93
88900000	CAP Move-Settlement	UZ	200000805	12/31/2012	6,035.51
88900000	CAP Move-Settlement	UZ	200000807	12/31/2012	(4,588,333.64)
88900000	CAP Move-Settlement	UZ	200000809	12/31/2012	23,268.68
88900000	CAP Move-Settlement	UZ	200000817	12/31/2012	(1,311.12)
88900000	CAP Move-Settlement	UZ	200000820	12/31/2012	77,764.98
40112000	Res Sales Unbilled	AB	100003110	1/1/2013	2,240,751.31
40122000	Com Sales Unbilled	AB	100003110	1/1/2013	974,727.09
40132000	Ind Sales Unbilled	AB	100003110	1/1/2013	94,648.89
40152000	Publ Auth Unbilled	AB	100003110	1/1/2013	279,390.00
40162000	SalesforRsls Unbilld	AB	100003110	1/1/2013	115,555.12
40310200	OthRev-Rent	DR	4000005820	1/1/2013	(95.00)
40310200	OthRev-Rent	DR	4000005840	1/1/2013	(2,300.00)
40310200	OthRev-Rent	DR	4000005844	1/1/2013	(2,848.73)
40310200	OthRev-Rent	DR	4000005848	1/1/2013	(2,665.62)
40310600	OthRev-Usage Data	DR	4000005833	1/1/2013	(500.00)
50100001	Labor ExpenseAccrual	PA	7000000197	1/1/2013	(172,822.80)
50100001	Labor ExpenseAccrual	PA	7000000241	1/1/2013	(3,509.80)
50100001	Labor ExpenseAccrual	PA	7000000249	1/1/2013	264,391.18
50421000	401k Expense	PA	7000000197	1/1/2013	(3,414.23)
50421000	401k Expense	PA	7000000249	1/1/2013	5,203.08
50422000	DCP Expense	PA	7000000197	1/1/2013	(4,683.25)
50422000	DCP Expense	PA	7000000249	1/1/2013	6,007.34
50451000	Employee Awards	SG	100003081	1/1/2013	(1,272.20)
50550000	Group Insur Expense	DR	4000005851	1/1/2013	(196.34)
50550000	Group Insur Expense	DR	4000005852	1/1/2013	(463.00)
50550000	Group Insur Expense	DR	4000005853	1/1/2013	(50.00)
50550000	Group Insur Expense	DR	4000005856	1/1/2013	(463.00)
50550000	Group Insur Expense	DR	4000005857	1/1/2013	(463.00)
50550000	Group Insur Expense	PA	7000000197	1/1/2013	(34,999.96)
50550000	Group Insur Expense	PA	7000000241	1/1/2013	(365.41)
50550000	Group Insur Expense	PA	7000000249	1/1/2013	51,352.06
51010000	Purchased Water	SG	100003075	1/1/2013	(27,887.00)
51110000	Waste Disposal	SG	100003108	1/1/2013	(2,455.53)

## Kentucky American Water Company

Case No. 2012-00520

Response to PSC DR1, Item 31

Account	Description	Doc Type	Document Number	Posting Date	Amount
51510000	Purchased Power	SG	100003073	1/1/2013	34,379.98
51510000	Purchased Power	SG	100003074	1/1/2013	26,943.00
51510000	Purchased Power	SG	100003108	1/1/2013	(318,064.37)
51800000	Chemicals	SG	100003077	1/1/2013	(16,800.00)
51800000	Chemicals	SN	100003289	1/1/2013	(595.33)
52000000	M&S Expense (O&M)	SG	100003077	1/1/2013	(43,825.38)
52000000	M&S Expense (O&M)	SG	100003081	1/1/2013	(21,176.56)
52500000	Misc Expense (O&M)	SG	100003081	1/1/2013	(3,052.94)
52500000	Misc Expense (O&M)	SG	100003086	1/1/2013	(95.80)
52510000	Bank Svc Charges	SG	100003091	1/1/2013	(10,776.88)
52510000	Bank Svc Charges	SG	100003109	1/1/2013	(15,836.32)
52520000	Collection Agencies	SG	100003088	1/1/2013	(1,697.93)
52520000	Collection Agencies	SG	100003090	1/1/2013	(1,739.83)
52526100	Credit Line Fees I/C	SG	100003087	1/1/2013	(2,401.09)
52532000	Electricity	SG	100003108	1/1/2013	(9,691.75)
52534000	Employee Expenses	SG	100003085	1/1/2013	(33,753.85)
52535000	Meals Deductible	SG	100003085	1/1/2013	(33,753.85)
52542000	Forms	SG	100003102	1/1/2013	(4,154.04)
52542000	Forms	SG	100003104	1/1/2013	(14,364.95)
52542000	Forms	SG	100003105	1/1/2013	(13,534.14)
52542000	Forms	SG	100003106	1/1/2013	(13,534.14)
52542000	Forms	SG	100003107	1/1/2013	27,899.09
52548000	Heating Oil/Gas	SG	100003108	1/1/2013	(3,130.96)
52548100	Hiring Costs	SG	100003099	1/1/2013	20.00
52550000	Janitorial	SG	100003077	1/1/2013	(2,000.00)
52550000	Janitorial	SG	100003081	1/1/2013	(29.66)
52554500	Lab Supplies	SG	100003081	1/1/2013	(16,470.97)
52562000	Office Supplies	SG	100003081	1/1/2013	(125.65)
52562500	Overnight Shippng	SG	100003081	1/1/2013	(45.64)
52571000	Security Svc	SG	100003077	1/1/2013	(3,808.00)
52571100	Add'l Security Costs	SG	100003081	1/1/2013	(951.65)
52571100	Add'l Security Costs	SG	100003099	1/1/2013	2,668.64
52574000	Telephone	SG	100003093	1/1/2013	(7,194.55)
52574000	Telephone	SG	100003099	1/1/2013	2,818.84
52574100	Cell Phone	SG	100003093	1/1/2013	(5,893.10)
52583000	Water & WW	SG	100003081	1/1/2013	(27.55)
52801200	Capital Accrual Clearing	SG	100003079	1/1/2013	(126,650.31)
52801200	Capital Accrual Clearing	SG	100003080	1/1/2013	(4,317,679.68)
52801200	Capital Accrual Clearing	SG	100003082	1/1/2013	(36,749.15)
52801200	Capital Accrual Clearing	SG	100003083	1/1/2013	(121,858.50)
52801200	Capital Accrual Clearing	SG	100003092	1/1/2013	4,301.00
53150000	Contr Svc-Other	SG	100003077	1/1/2013	(2,800.00)
53150000	Contr Svc-Other	SG	100003081	1/1/2013	(20,797.08)
53150000	Contr Svc-Other	SG	100003099	1/1/2013	204.76
53150000	Contr Svc-Other	SG	100003101	1/1/2013	(5,933.25)
53150000	Contr Svc-Other	SG	100003103	1/1/2013	(4,586.03)
53155000	Contr Svc-Legal	SG	100003078	1/1/2013	(74,572.83)
53155000	Contr Svc-Legal	SG	100003081	1/1/2013	(39.00)
54140000	Rents-Equip	SG	100003081	1/1/2013	(5,932.37)
55010100	Trans Lease Costs	SG	100003094	1/1/2013	(1,518.90)
55010200	Trans Lease Fuel	SG	100003094	1/1/2013	(62,747.83)
55010200	Trans Lease Fuel	SG	100003096	1/1/2013	(30,564.05)
55010200	Trans Lease Fuel	SG	100003097	1/1/2013	(6,572.13)

## Kentucky American Water Company

Case No. 2012-00520

Response to PSC DR1, Item 31

Account	Description	Doc Type	Document Number	Posting Date	Amount
55010300	Trans Lease Maint	SG	100003089	1/1/2013	(533.13)
55010300	Trans Lease Maint	SG	100003094	1/1/2013	8,643.16
55010300	Trans Lease Maint	SG	100003095	1/1/2013	(3,165.22)
55010300	Trans Lease Maint	SG	100003096	1/1/2013	(20,076.58)
62520700	Misc Main Pvg/Bckfill	SG	100003076	1/1/2013	(37,072.65)
68520000	Property Taxes	SH	9600000156	1/1/2013	349,713.04
68533000	FICA	SG	100003084	1/1/2013	(23,202.00)
68533000	FICA	PA	7000000197	1/1/2013	(12,440.30)
68533000	FICA	PA	7000000241	1/1/2013	(50.03)
68533000	FICA	PA	7000000249	1/1/2013	19,738.31
68535000	SUTA	PA	7000000197	1/1/2013	(29.43)
68535000	SUTA	PA	7000000249	1/1/2013	5,172.44
68545000	Utility Reg Assessme	SH	9600000155	1/1/2013	12,177.99
75840000	Lobbying Expenses	SG	100003081	1/1/2013	(5,305.47)
81010000	Interest LTD	TC	3000008999	1/1/2013	(39,246.67)
81010000	Interest LTD	TC	3000009001	1/1/2013	(221,947.92)
81010000	Interest LTD	TC	3000009003	1/1/2013	(50,677.50)
81015000	Interest LTD Interco	TC	3000009005	1/1/2013	(228,526.04)
81015000	Interest LTD Interco	TC	3000009007	1/1/2013	(483,437.50)
81015000	Interest LTD Interco	TC	3000009009	1/1/2013	(112,576.39)
81015000	Interest LTD Interco	TC	3000009011	1/1/2013	(645,564.58)
81015000	Interest LTD Interco	TC	3000009013	1/1/2013	(210,416.67)
81020000	Div Decl P/S w/ MRR	TC	3000009015	1/1/2013	(31,762.50)
40111000	Res Sales Billed	ZA	9400001686	1/2/2013	(326,104.84)
40121000	Com Sales Billed	ZA	9400001686	1/2/2013	(56,956.89)
40145000	Priv Fire Billed	ZA	9400001686	1/2/2013	(2,891.24)
40151000	Publ Auth Billed	ZA	9400001686	1/2/2013	(7,898.52)
40171000	Misc Sales Billed	ZA	9400001686	1/2/2013	(6.50)
40211000	Dom WW Svc Billed	ZA	9400001686	1/2/2013	(120.96)
40221000	Com WW Svc Billed	ZA	9400001686	1/2/2013	(40.80)
40310100	OthRev-Late Pymt Fee	ZA	9400001686	1/2/2013	(115.55)
40310400	OthRev-NSF Ck Chrg	ZA	9400001686	1/2/2013	(84.00)
40310500	OthRev-Appl/InitFee	ZA	9400001686	1/2/2013	(3,276.00)
40310700	OthRev-Reconnct Fee	ZA	9400001686	1/2/2013	(468.00)
40319900	OthRev-Misc Svc	ZA	9400001686	1/2/2013	280.00
51510000	Purchased Power	ZN	5000004560	1/2/2013	33.45
51800000	Chemicals	SN	100002789	1/2/2013	(619.34)
52000000	M&S Expense (O&M)	KR	5000004543	1/2/2013	161.34
52000000	M&S Expense (O&M)	KR	5000004544	1/2/2013	1,066.95
52000000	M&S Expense (O&M)	KR	5000004548	1/2/2013	3,092.78
52000000	M&S Expense (O&M)	KR	5000004553	1/2/2013	251.95
52000000	M&S Expense (O&M)	KR	5000004555	1/2/2013	1,691.12
52000000	M&S Expense (O&M)	KR	5000004556	1/2/2013	185.50
52000000	M&S Expense (O&M)	KR	5000004563	1/2/2013	869.10
52000000	M&S Expense (O&M)	KR	5000004564	1/2/2013	3,676.84
52000000	M&S Expense (O&M)	KR	5000004566	1/2/2013	869.10
52000000	M&S Expense (O&M)	KR	5000004568	1/2/2013	3,161.98
52000000	M&S Expense (O&M)	KR	5000004570	1/2/2013	1,559.40
52000000	M&S Expense (O&M)	ZI	9000002343	1/2/2013	280.90
52500000	Misc Expense (O&M)	SN	100002432	1/2/2013	(906.00)
52500000	Misc Expense (O&M)	WE	5000004541	1/2/2013	82.68
52500000	Misc Expense (O&M)	KR	5000004547	1/2/2013	9,699.00
52500000	Misc Expense (O&M)	KR	5000004550	1/2/2013	222.51

Kentucky American Water Company  
Case No. 2012-00520  
Response to PSC DR1, Item 31

Account	Description	Doc Type	Document Number	Posting Date	Amount
52500000	Misc Expense (O&M)	KR	5000004551	1/2/2013	297.54
52500000	Misc Expense (O&M)	KR	5000004552	1/2/2013	167.78
52500000	Misc Expense (O&M)	KR	5000004557	1/2/2013	152.80
52500000	Misc Expense (O&M)	WE	5000004558	1/2/2013	2,984.96
52500000	Misc Expense (O&M)	WE	5000005400	1/2/2013	(82.68)
52520000	Collection Agencies	SN	100002923	1/2/2013	(65.58)
52532000	Electricity	ZN	5000004560	1/2/2013	245.83
52535000	Meals Deductible	ZI	9000002340	1/2/2013	46.96
52542000	Forms	KR	5000004540	1/2/2013	4,154.04
52554500	Lab Supplies	KR	5000004545	1/2/2013	15,933.92
52554500	Lab Supplies	KR	5000004569	1/2/2013	783.55
52571100	Add'l Security Costs	KR	5000004554	1/2/2013	1,008.75
52582000	Uniforms	ZI	9000002338	1/2/2013	341.90
52582000	Uniforms	ZI	9000002339	1/2/2013	39.28
52582000	Uniforms	ZI	9000002341	1/2/2013	171.08
52582000	Uniforms	ZI	9000002342	1/2/2013	39.28
52583000	Water & WW	KR	5000004546	1/2/2013	22.85
53150000	Contr Svc-Other	SN	100002432	1/2/2013	(877.50)
53150000	Contr Svc-Other	WE	5000004542	1/2/2013	962.00
53150000	Contr Svc-Other	KR	5000004549	1/2/2013	4,276.04
53150000	Contr Svc-Other	RE	5000004559	1/2/2013	(900.00)
53150000	Contr Svc-Other	WE	5000004565	1/2/2013	75,825.00
53150000	Contr Svc-Other	WE	5000004567	1/2/2013	135,675.00
53150000	Contr Svc-Other	RE	5000004574	1/2/2013	123.00
53150000	Contr Svc-Other	ZI	9000002337	1/2/2013	10.00
53150000	Contr Svc-Other	ZI	9000002344	1/2/2013	10.00
53150000	Contr Svc-Other	ZI	9000002345	1/2/2013	10.00
57010000	Uncoll Accts Exp	ZA	9400001686	1/2/2013	(623.86)
62520700	Misc Main Pvg/Bckfill	SN	100002432	1/2/2013	(1,027.99)
72802100	CIAC Receipt Non-Services Clear DR		4000006264	1/2/2013	(2,451.00)
40111000	Res Sales Billed	ZA	9400001687	1/3/2013	(150,308.67)
40121000	Com Sales Billed	ZA	9400001687	1/3/2013	(124,522.28)
40145000	Priv Fire Billed	ZA	9400001687	1/3/2013	(9,679.90)
40151000	Publ Auth Billed	ZA	9400001687	1/3/2013	(741.33)
40211000	Dom WW Svc Billed	ZA	9400001687	1/3/2013	(10.38)
40310100	OthRev-Late Pymt Fee	ZA	9400001687	1/3/2013	(31.46)
40310400	OthRev-NSF Ck Chrg	ZA	9400001687	1/3/2013	(60.00)
40310500	OthRev-Appl/InitFee	ZA	9400001687	1/3/2013	(1,924.00)
40310700	OthRev-Reconnct Fee	ZA	9400001687	1/3/2013	(884.00)
50451000	Employee Awards	KR	5000004584	1/3/2013	1,272.20
51510000	Purchased Power	DR	4000006298	1/3/2013	(26,943.00)
51800000	Chemicals	SN	100002858	1/3/2013	(1,637.50)
52000000	M&S Expense (O&M)	ZI	9000002394	1/3/2013	75.10
52000000	M&S Expense (O&M)	ZI	9000002396	1/3/2013	1,024.23
52000000	M&S Expense (O&M)	ZI	9000002415	1/3/2013	1,275.93
52000000	M&S Expense (O&M)	ZI	9000002421	1/3/2013	2.10
52000000	M&S Expense (O&M)	ZI	9000002422	1/3/2013	419.40
52000000	M&S Expense (O&M)	ZI	9000002440	1/3/2013	1,105.00
52000000	M&S Expense (O&M)	ZI	9000002497	1/3/2013	664.94
52000000	M&S Expense (O&M)	ZI	9000002561	1/3/2013	23.29
52000000	M&S Expense (O&M)	ZI	9000002610	1/3/2013	578.52
52000000	M&S Expense (O&M)	ZI	9000002612	1/3/2013	11.11
52000000	M&S Expense (O&M)	ZI	9000002621	1/3/2013	271.21

Kentucky American Water Company  
Case No. 2012-00520  
Response to PSC DR1, Item 31

Account	Description	Doc Type	Document Number	Posting Date	Amount
52000000	M&S Expense (O&M)	ZI	9000002622	1/3/2013	288.43
52000000	M&S Expense (O&M)	ZI	9000002623	1/3/2013	164.02
52000000	M&S Expense (O&M)	ZI	9000002625	1/3/2013	34.12
52000000	M&S Expense (O&M)	ZI	9000002626	1/3/2013	47.81
52000000	M&S Expense (O&M)	ZI	9000002628	1/3/2013	97.60
52000000	M&S Expense (O&M)	ZI	9000002634	1/3/2013	279.90
52500000	Misc Expense (O&M)	ZI	9000002408	1/3/2013	67.30
52534000	Employee Expenses	ZI	9000002388	1/3/2013	350.43
52534000	Employee Expenses	ZI	9000002423	1/3/2013	468.92
52534000	Employee Expenses	ZI	9000002490	1/3/2013	586.15
52534000	Employee Expenses	ZI	9000002538	1/3/2013	109.68
52534000	Employee Expenses	ZI	9000002562	1/3/2013	5.00
52535000	Meals Deductible	ZI	9000002386	1/3/2013	76.83
52535000	Meals Deductible	ZI	9000002387	1/3/2013	127.00
52535000	Meals Deductible	ZI	9000002393	1/3/2013	21.03
52535000	Meals Deductible	ZI	9000002412	1/3/2013	22.93
52535000	Meals Deductible	ZI	9000002417	1/3/2013	30.23
52535000	Meals Deductible	ZI	9000002419	1/3/2013	79.14
52535000	Meals Deductible	ZI	9000002424	1/3/2013	6.03
52535000	Meals Deductible	ZI	9000002430	1/3/2013	36.50
52535000	Meals Deductible	ZI	9000002435	1/3/2013	28.00
52535000	Meals Deductible	ZI	9000002436	1/3/2013	15.00
52535000	Meals Deductible	ZI	9000002462	1/3/2013	35.22
52535000	Meals Deductible	ZI	9000002463	1/3/2013	51.35
52535000	Meals Deductible	ZI	9000002489	1/3/2013	15.00
52535000	Meals Deductible	ZI	9000002508	1/3/2013	12.72
52535000	Meals Deductible	ZI	9000002524	1/3/2013	14.64
52535000	Meals Deductible	ZI	9000002525	1/3/2013	43.15
52535000	Meals Deductible	ZI	9000002559	1/3/2013	50.21
52535000	Meals Deductible	ZI	9000002572	1/3/2013	24.86
52535000	Meals Deductible	ZI	9000002585	1/3/2013	7.26
52550000	Janitorial	ZI	9000002624	1/3/2013	4.27
52550000	Janitorial	ZI	9000002635	1/3/2013	4.27
52562000	Office Supplies	KR	5000004593	1/3/2013	60.53
52562000	Office Supplies	ZI	9000002554	1/3/2013	1,800.68
52562000	Office Supplies	ZI	9000002555	1/3/2013	112.07
52562500	Overnight Shippng	ZI	9000002627	1/3/2013	37.99
52574000	Telephone	WE	5000004587	1/3/2013	27,864.00
52574000	Telephone	WE	5000004589	1/3/2013	(27,864.00)
52574000	Telephone	ZC	9400001685	1/3/2013	1,905.10
52578000	Trash Removal	KR	5000004592	1/3/2013	429.19
52582000	Uniforms	ZI	9000002569	1/3/2013	3,493.76
52582000	Uniforms	ZI	9000002624	1/3/2013	55.66
52582000	Uniforms	ZI	9000002635	1/3/2013	55.66
52583000	Water & WW	KR	5000004575	1/3/2013	33.32
52583000	Water & WW	KR	5000004590	1/3/2013	23.80
52583000	Water & WW	KR	5000004591	1/3/2013	9.52
53150000	Contr Svc-Other	KR	5000004576	1/3/2013	423.30
53150000	Contr Svc-Other	KG	5000004578	1/3/2013	(731.61)
53150000	Contr Svc-Other	KR	5000004580	1/3/2013	7,429.54
53150000	Contr Svc-Other	KG	5000004594	1/3/2013	(82.05)
53150000	Contr Svc-Other	KG	5000004595	1/3/2013	(164.11)
53150000	Contr Svc-Other	KG	5000004596	1/3/2013	(1,808.97)

## Kentucky American Water Company

Case No. 2012-00520

Response to PSC DR1, Item 31

Account	Description	Doc Type	Document Number	Posting Date	Amount
53150000	Contr Svc-Other	KG	5000004597	1/3/2013	(408.35)
53150000	Contr Svc-Other	KG	5000004598	1/3/2013	(568.03)
53150000	Contr Svc-Other	KG	5000004599	1/3/2013	(205.95)
53150000	Contr Svc-Other	ZI	9000002441	1/3/2013	1,409.21
53150000	Contr Svc-Other	ZI	9000002534	1/3/2013	478.74
53150000	Contr Svc-Other	ZI	9000002591	1/3/2013	104.85
55000000	Transportation (O&M)	KR	5000004577	1/3/2013	598.33
55000000	Transportation (O&M)	ZI	9000002519	1/3/2013	5.48
55000000	Transportation (O&M)	ZI	9000002523	1/3/2013	38.00
55000000	Transportation (O&M)	ZI	9000002535	1/3/2013	21.20
55000000	Transportation (O&M)	ZI	9000002539	1/3/2013	48.77
55000000	Transportation (O&M)	ZI	9000002543	1/3/2013	25.00
55000000	Transportation (O&M)	ZI	9000002551	1/3/2013	76.13
55000000	Transportation (O&M)	ZI	9000002552	1/3/2013	2.69
55000000	Transportation (O&M)	ZI	9000002560	1/3/2013	9.39
55000000	Transportation (O&M)	ZI	9000002563	1/3/2013	6.99
55000000	Transportation (O&M)	ZI	9000002573	1/3/2013	8.56
55000000	Transportation (O&M)	ZI	9000002582	1/3/2013	10.55
55000000	Transportation (O&M)	ZI	9000002583	1/3/2013	7.53
55000000	Transportation (O&M)	ZI	9000002629	1/3/2013	115.56
55000000	Transportation (O&M)	ZI	9000002637	1/3/2013	49.74
55010200	Trans Lease Fuel	ZI	9000002541	1/3/2013	375.00
57010000	Uncoll Accts Exp	ZA	9400001687	1/3/2013	(197.52)
62520700	Misc Main Pvg/Bckfill	WE	5000004582	1/3/2013	234.60
72802100	CIAC Receipt Non-Services Clear	DR	4000006269	1/3/2013	(817.00)
75840000	Lobbying Expenses	KR	5000004586	1/3/2013	5,623.80
40111000	Res Sales Billed	ZA	9400001688	1/4/2013	(206,434.24)
40121000	Com Sales Billed	ZA	9400001688	1/4/2013	(59,567.50)
40131000	Ind Sales Billed	ZA	9400001688	1/4/2013	(90,815.09)
40141000	Publ Fire Billed	ZA	9400001688	1/4/2013	(280,848.48)
40145000	Priv Fire Billed	ZA	9400001688	1/4/2013	(93,198.32)
40151000	Publ Auth Billed	ZA	9400001688	1/4/2013	(137,652.22)
40161000	Sls/Rsle Billed	ZA	9400001688	1/4/2013	(10,733.90)
40211000	Dom WW Svc Billed	ZA	9400001688	1/4/2013	(29.72)
40310100	OthRev-Late Pymt Fee	ZA	9400001688	1/4/2013	(10,165.56)
40310400	OthRev-NSF Ck Chrg	ZA	9400001688	1/4/2013	(120.00)
40310500	OthRev-Appl/InitFee	ZA	9400001688	1/4/2013	(2,522.00)
40310600	OthRev-Usage Data	ZA	9400001688	1/4/2013	100.00
40310700	OthRev-Reconnct Fee	ZA	9400001688	1/4/2013	(624.00)
51010000	Purchased Water	ZI	9000002431	1/4/2013	2,584.74
52000000	M&S Expense (O&M)	KR	5000004605	1/4/2013	169.60
52000000	M&S Expense (O&M)	KR	5000004608	1/4/2013	326.90
52000000	M&S Expense (O&M)	WA	5000004620	1/4/2013	71.00
52000000	M&S Expense (O&M)	WA	5000004621	1/4/2013	95.61
52000000	M&S Expense (O&M)	WA	5000004622	1/4/2013	13.23
52000000	M&S Expense (O&M)	WA	5000004623	1/4/2013	5.99
52000000	M&S Expense (O&M)	WA	5000004624	1/4/2013	837.01
52000000	M&S Expense (O&M)	KR	5000004628	1/4/2013	952.41
52000000	M&S Expense (O&M)	KR	5000004629	1/4/2013	29,639.37
52000000	M&S Expense (O&M)	KR	5000004630	1/4/2013	101.76
52000000	M&S Expense (O&M)	KR	5000004641	1/4/2013	228.79
52000000	M&S Expense (O&M)	KR	5000004644	1/4/2013	1,919.66
52000000	M&S Expense (O&M)	ZI	9000002390	1/4/2013	214.92

Kentucky American Water Company  
Case No. 2012-00520  
Response to PSC DR1, Item 31

Account	Description	Doc Type	Document Number	Posting Date	Amount
52000000	M&S Expense (O&M)	ZI	9000002410	1/4/2013	18.54
52000000	M&S Expense (O&M)	ZI	9000002411	1/4/2013	21.16
52000000	M&S Expense (O&M)	ZI	9000002416	1/4/2013	13.26
52000000	M&S Expense (O&M)	ZI	9000002483	1/4/2013	97.42
52000000	M&S Expense (O&M)	ZI	9000002484	1/4/2013	77.65
52000000	M&S Expense (O&M)	ZI	9000002498	1/4/2013	53.70
52000000	M&S Expense (O&M)	ZI	9000002507	1/4/2013	39.97
52000000	M&S Expense (O&M)	ZI	9000002509	1/4/2013	426.76
52000000	M&S Expense (O&M)	ZI	9000002536	1/4/2013	480.10
52000000	M&S Expense (O&M)	ZI	9000002544	1/4/2013	15.87
52000000	M&S Expense (O&M)	ZI	9000002579	1/4/2013	174.54
52500000	Misc Expense (O&M)	SN	100002899	1/4/2013	(1,285.22)
52500000	Misc Expense (O&M)	KR	5000004603	1/4/2013	438.85
52500000	Misc Expense (O&M)	KR	5000004604	1/4/2013	120.52
52500000	Misc Expense (O&M)	KR	5000004607	1/4/2013	609.87
52500000	Misc Expense (O&M)	KR	5000004609	1/4/2013	408.10
52500000	Misc Expense (O&M)	RE	5000004650	1/4/2013	1,285.22
52500000	Misc Expense (O&M)	RE	5000004663	1/4/2013	76.60
52500000	Misc Expense (O&M)	RE	5000004664	1/4/2013	22,160.06
52500000	Misc Expense (O&M)	RE	5000005315	1/4/2013	(1,285.22)
52534000	Employee Expenses	ZI	9000002437	1/4/2013	25.00
52534000	Employee Expenses	ZI	9000002494	1/4/2013	33.00
52534000	Employee Expenses	ZI	9000002495	1/4/2013	25.00
52534000	Employee Expenses	ZI	9000002537	1/4/2013	109.68
52535000	Meals Deductible	ZI	9000002389	1/4/2013	7.39
52535000	Meals Deductible	ZI	9000002395	1/4/2013	27.39
52535000	Meals Deductible	ZI	9000002399	1/4/2013	9.39
52535000	Meals Deductible	ZI	9000002400	1/4/2013	18.37
52535000	Meals Deductible	ZI	9000002405	1/4/2013	12.23
52535000	Meals Deductible	ZI	9000002406	1/4/2013	27.69
52535000	Meals Deductible	ZI	9000002409	1/4/2013	9.52
52535000	Meals Deductible	ZI	9000002429	1/4/2013	39.65
52535000	Meals Deductible	ZI	9000002443	1/4/2013	10.00
52535000	Meals Deductible	ZI	9000002453	1/4/2013	20.73
52535000	Meals Deductible	ZI	9000002459	1/4/2013	10.04
52535000	Meals Deductible	ZI	9000002464	1/4/2013	19.55
52535000	Meals Deductible	ZI	9000002469	1/4/2013	10.00
52535000	Meals Deductible	ZI	9000002470	1/4/2013	10.00
52535000	Meals Deductible	ZI	9000002482	1/4/2013	28.67
52535000	Meals Deductible	ZI	9000002492	1/4/2013	10.00
52535000	Meals Deductible	ZI	9000002493	1/4/2013	14.05
52535000	Meals Deductible	ZI	9000002568	1/4/2013	19.25
52535000	Meals Deductible	ZI	9000002576	1/4/2013	20.49
52535000	Meals Deductible	ZI	9000002584	1/4/2013	29.27
52542000	Forms	KR	5000004926	1/4/2013	11,034.15
52554500	Lab Supplies	WE	5000004625	1/4/2013	244.22
52554500	Lab Supplies	RE	5000004662	1/4/2013	59.84
52562000	Office Supplies	WE	5000004615	1/4/2013	112.18
52562000	Office Supplies	WE	5000004616	1/4/2013	(25.51)
52562000	Office Supplies	WE	5000004617	1/4/2013	(86.67)
52562000	Office Supplies	WE	5000004618	1/4/2013	153.32
52562000	Office Supplies	WE	5000004619	1/4/2013	106.85
52562000	Office Supplies	WE	5000004648	1/4/2013	112.18

Kentucky American Water Company  
Case No. 2012-00520  
Response to PSC DR1, Item 31

Account	Description	Doc Type	Document Number	Posting Date	Amount
52562500	Overnight Shippng	KR	5000004644	1/4/2013	204.59
52571000	Security Svc	RE	5000004660	1/4/2013	(6,762.05)
52571000	Security Svc	RE	5000004661	1/4/2013	(4,508.03)
52571100	Add'l Security Costs	KR	5000004606	1/4/2013	1,008.75
52582000	Uniforms	ZI	9000002413	1/4/2013	925.80
52582000	Uniforms	ZI	9000002414	1/4/2013	97.44
52582000	Uniforms	ZI	9000002499	1/4/2013	21.09
52582000	Uniforms	ZI	9000002506	1/4/2013	111.30
52583000	Water & WW	KR	5000004643	1/4/2013	675.83
52586000	PO Small Differences	SN	100002899	1/4/2013	0.34
52586000	PO Small Differences	RE	5000004650	1/4/2013	(5.93)
52586000	PO Small Differences	RE	5000004656	1/4/2013	(9.86)
52586000	PO Small Differences	RE	5000005315	1/4/2013	5.93
53150000	Contr Svc-Other	SN	100002899	1/4/2013	(1,975.27)
53150000	Contr Svc-Other	WE	5000004601	1/4/2013	32,725.00
53150000	Contr Svc-Other	WE	5000004602	1/4/2013	3,675.00
53150000	Contr Svc-Other	WE	5000004612	1/4/2013	539.00
53150000	Contr Svc-Other	WE	5000004613	1/4/2013	2,795.30
53150000	Contr Svc-Other	KR	5000004627	1/4/2013	4,907.05
53150000	Contr Svc-Other	KR	5000004631	1/4/2013	9,830.55
53150000	Contr Svc-Other	WE	5000004632	1/4/2013	35,647.00
53150000	Contr Svc-Other	WE	5000004633	1/4/2013	4,536.50
53150000	Contr Svc-Other	RE	5000004634	1/4/2013	1,418.82
53150000	Contr Svc-Other	RE	5000004635	1/4/2013	2,138.82
53150000	Contr Svc-Other	WE	5000004639	1/4/2013	33,647.50
53150000	Contr Svc-Other	KR	5000004645	1/4/2013	391.78
53150000	Contr Svc-Other	KR	5000004646	1/4/2013	821.42
53150000	Contr Svc-Other	KR	5000004647	1/4/2013	562.42
53150000	Contr Svc-Other	ZI	9000002445	1/4/2013	171.43
53150000	Contr Svc-Other	ZI	9000002472	1/4/2013	234.12
53150000	Contr Svc-Other	ZI	9000002481	1/4/2013	87.36
53152000	Contr Svc-Lab Testng	KR	5000004642	1/4/2013	31.80
53155000	Contr Svc-Legal	KR	5000004649	1/4/2013	41.34
55000000	Transportation (O&M)	ZI	9000002397	1/4/2013	26.49
55000000	Transportation (O&M)	ZI	9000002407	1/4/2013	14.28
55000000	Transportation (O&M)	ZI	9000002515	1/4/2013	42.38
55000000	Transportation (O&M)	ZI	9000002527	1/4/2013	15.64
55000000	Transportation (O&M)	ZI	9000002529	1/4/2013	34.18
55000000	Transportation (O&M)	ZI	9000002530	1/4/2013	18.01
57010000	Uncoll Accts Exp	ZA	9400001688	1/4/2013	(178.43)
72802000	CIAC Receipt Services Clearing	DR	4000006253	1/4/2013	(817.00)
72802000	CIAC Receipt Services Clearing	DR	4000006279	1/4/2013	(50.00)
52000000	M&S Expense (O&M)	WA	5000004685	1/5/2013	(1,022.84)
52000000	M&S Expense (O&M)	ZI	9000002398	1/5/2013	483.68
52000000	M&S Expense (O&M)	ZI	9000002455	1/5/2013	397.37
52000000	M&S Expense (O&M)	ZI	9000002456	1/5/2013	94.34
52000000	M&S Expense (O&M)	ZI	9000002521	1/5/2013	1,253.12
52000000	M&S Expense (O&M)	ZI	9000002567	1/5/2013	28.86
52000000	M&S Expense (O&M)	ZI	9000002574	1/5/2013	27.04
52500000	Misc Expense (O&M)	RE	5000004682	1/5/2013	(0.10)
52554500	Lab Supplies	RE	5000004679	1/5/2013	25.23
52562000	Office Supplies	RE	5000004675	1/5/2013	0.15
52562000	Office Supplies	RE	5000004676	1/5/2013	(0.15)



## Kentucky American Water Company

Case No. 2012-00520

Response to PSC DR1, Item 31

Account	Description	Doc Type	Document Number	Posting Date	Amount
52574000	Telephone	RE	5000004677	1/5/2013	(1,133.35)
53150000	Contr Svc-Other	RE	5000004667	1/5/2013	(0.40)
53150000	Contr Svc-Other	RE	5000004681	1/5/2013	468.60
53150000	Contr Svc-Other	KR	5000004684	1/5/2013	40.28
40111000	Res Sales Billed	ZA	9400001736	1/7/2013	(319,281.33)
40121000	Com Sales Billed	ZA	9400001736	1/7/2013	(190,608.56)
40131000	Ind Sales Billed	ZA	9400001736	1/7/2013	(33,076.81)
40145000	Priv Fire Billed	ZA	9400001736	1/7/2013	(11,517.77)
40151000	Publ Auth Billed	ZA	9400001736	1/7/2013	(140,869.70)
40161000	Sls/Rsle Billed	ZA	9400001736	1/7/2013	(38,491.96)
40171000	Misc Sales Billed	DR	4000006380	1/7/2013	(3,000.00)
40171000	Misc Sales Billed	ZA	9400001736	1/7/2013	(63.95)
40211000	Dom WW Svc Billed	ZA	9400001736	1/7/2013	(13,218.77)
40221000	Com WW Svc Billed	ZA	9400001736	1/7/2013	(6,662.41)
40251000	PubAuth WW Billed	ZA	9400001736	1/7/2013	(176.19)
40310100	OthRev-Late Pymt Fee	ZA	9400001736	1/7/2013	(9,507.62)
40310400	OthRev-NSF Ck Chrg	ZA	9400001736	1/7/2013	(72.00)
40310500	OthRev-Appl/InitFee	ZA	9400001736	1/7/2013	(4,160.00)
40310700	OthRev-Reconnct Fee	ZA	9400001736	1/7/2013	(1,664.00)
51010000	Purchased Water	KR	5000004713	1/7/2013	2,566.44
51110000	Waste Disposal	ZN	5000004703	1/7/2013	1,078.47
51510000	Purchased Power	ZN	5000004703	1/7/2013	31,077.17
52000000	M&S Expense (O&M)	KR	5000004712	1/7/2013	3,063.40
52000000	M&S Expense (O&M)	KR	5000004714	1/7/2013	4,876.00
52500000	Misc Expense (O&M)	RE	5000004693	1/7/2013	(3,767.00)
52500000	Misc Expense (O&M)	WE	5000004702	1/7/2013	5,069.53
52500000	Misc Expense (O&M)	WE	5000004710	1/7/2013	2,753.88
52500000	Misc Expense (O&M)	KR	5000004715	1/7/2013	596.91
52500000	Misc Expense (O&M)	KR	5000004716	1/7/2013	396.18
52532000	Electricity	ZN	5000004703	1/7/2013	2,042.17
52548000	Heating Oil/Gas	ZN	5000004703	1/7/2013	1,035.20
52550000	Janitorial	ZI	9000002639	1/7/2013	4.27
52554500	Lab Supplies	WE	5000004696	1/7/2013	430.65
52562000	Office Supplies	RE	5000004700	1/7/2013	0.01
52562500	Overnight Shippng	KR	5000004691	1/7/2013	336.67
52562500	Overnight Shippng	KR	5000004692	1/7/2013	62.64
52562500	Overnight Shippng	KR	5000004697	1/7/2013	72.12
52571100	Add'l Security Costs	KR	5000004717	1/7/2013	1,008.75
52582000	Uniforms	ZI	9000002639	1/7/2013	55.66
52582000	Uniforms	ZI	9000002640	1/7/2013	159.74
53150000	Contr Svc-Other	WE	5000004689	1/7/2013	3,012.00
53150000	Contr Svc-Other	WE	5000004690	1/7/2013	1,941.00
53150000	Contr Svc-Other	WE	5000004698	1/7/2013	20,977.92
53155000	Contr Svc-Legal	SN	100003140	1/7/2013	(39.60)
53155000	Contr Svc-Legal	KR	5000004707	1/7/2013	106.00
53155000	Contr Svc-Legal	KR	5000004708	1/7/2013	699.60
53155000	Contr Svc-Legal	KR	5000004709	1/7/2013	6,105.32
54140000	Rents-Equip	RE	5000004704	1/7/2013	0.10
54140000	Rents-Equip	RE	5000004706	1/7/2013	(0.01)
55000000	Transportation (O&M)	ZI	9000002630	1/7/2013	137.79
55000000	Transportation (O&M)	ZI	9000002638	1/7/2013	65.19
57010000	Uncoll Accts Exp	ZA	9400001736	1/7/2013	(42.90)
72801100	Adv Receipt Non-Services Cleari DR		4000006375	1/7/2013	(12,312.15)

## Kentucky American Water Company

Case No. 2012-00520

Response to PSC DR1, Item 31

Account	Description	Doc Type	Document Number	Posting Date	Amount
72802100	CIAC Receipt Non-Services Clear DR		4000006341	1/7/2013	(1,634.00)
72802100	CIAC Receipt Non-Services Clear DR		4000006359	1/7/2013	(6,536.00)
72802100	CIAC Receipt Non-Services Clear DR		4000006368	1/7/2013	(817.00)
40111000	Res Sales Billed	ZA	9400001737	1/8/2013	(137,254.60)
40121000	Com Sales Billed	ZA	9400001737	1/8/2013	(166,400.93)
40131000	Ind Sales Billed	ZA	9400001737	1/8/2013	(9,007.02)
40145000	Priv Fire Billed	ZA	9400001737	1/8/2013	(6,146.08)
40151000	Publ Auth Billed	ZA	9400001737	1/8/2013	(60,138.09)
40161000	Sls/Rsle Billed	ZA	9400001737	1/8/2013	(72,089.10)
40171000	Misc Sales Billed	ZA	9400001737	1/8/2013	6.50
40211000	Dom WW Svc Billed	ZA	9400001737	1/8/2013	(128.04)
40310100	OthRev-Late Pymt Fee	ZA	9400001737	1/8/2013	(85.67)
40310400	OthRev-NSF Ck Chrg	ZA	9400001737	1/8/2013	(84.00)
40310500	OthRev-Appl/InitFee	ZA	9400001737	1/8/2013	(1,872.00)
40310700	OthRev-Reconnct Fee	ZA	9400001737	1/8/2013	(754.00)
52000000	M&S Expense (O&M)	KR	5000004724	1/8/2013	859.03
52000000	M&S Expense (O&M)	KR	5000004736	1/8/2013	1,633.46
52000000	M&S Expense (O&M)	KG	5000004748	1/8/2013	(185.32)
52000000	M&S Expense (O&M)	ZI	9000002418	1/8/2013	138.10
52000000	M&S Expense (O&M)	ZI	9000002473	1/8/2013	74.95
52000000	M&S Expense (O&M)	ZI	9000002480	1/8/2013	1,525.06
52000000	M&S Expense (O&M)	ZI	9000002491	1/8/2013	36.72
52000000	M&S Expense (O&M)	ZI	9000002531	1/8/2013	31.00
52000000	M&S Expense (O&M)	ZI	9000002546	1/8/2013	200.00
52000000	M&S Expense (O&M)	ZI	9000002601	1/8/2013	34.85
52000000	M&S Expense (O&M)	ZI	9000002636	1/8/2013	7.71
52500000	Misc Expense (O&M)	SN	100002930	1/8/2013	(2,948.04)
52500000	Misc Expense (O&M)	KR	5000004737	1/8/2013	292.24
52500000	Misc Expense (O&M)	KR	5000004749	1/8/2013	115.59
52500000	Misc Expense (O&M)	ZI	9000002438	1/8/2013	87.96
52500000	Misc Expense (O&M)	ZI	9000002604	1/8/2013	171.65
52514700	Community Partnrshps	KA	5000004722	1/8/2013	(3,000.00)
52535000	Meals Deductible	ZI	9000002439	1/8/2013	36.20
52535000	Meals Deductible	ZI	9000002442	1/8/2013	44.85
52535000	Meals Deductible	ZI	9000002451	1/8/2013	228.59
52535000	Meals Deductible	ZI	9000002457	1/8/2013	10.59
52535000	Meals Deductible	ZI	9000002474	1/8/2013	162.82
52535000	Meals Deductible	ZI	9000002475	1/8/2013	174.42
52535000	Meals Deductible	ZI	9000002476	1/8/2013	169.60
52535000	Meals Deductible	ZI	9000002532	1/8/2013	54.45
52535000	Meals Deductible	ZI	9000002540	1/8/2013	32.54
52535000	Meals Deductible	ZI	9000002608	1/8/2013	52.00
52540000	Amort Bus Svc ProjXp	ZI	9000002606	1/8/2013	30.00
52548100	Hiring Costs	KG	5000004733	1/8/2013	(21.20)
52550000	Janitorial	ZI	9000002452	1/8/2013	8.54
52550000	Janitorial	ZI	9000002511	1/8/2013	8.54
52550000	Janitorial	ZI	9000002565	1/8/2013	8.54
52554500	Lab Supplies	RE	5000004731	1/8/2013	278.71
52554500	Lab Supplies	RE	5000004738	1/8/2013	100.67
52554500	Lab Supplies	RE	5000004750	1/8/2013	30.49
52562000	Office Supplies	WE	5000004719	1/8/2013	961.66
52562000	Office Supplies	ZI	9000002385	1/8/2013	22.25
52562000	Office Supplies	ZI	9000002434	1/8/2013	667.25

## Kentucky American Water Company

Case No. 2012-00520

Response to PSC DR1, Item 31

Account	Description	Doc Type	Document Number	Posting Date	Amount
52562000	Office Supplies	ZI	9000002446	1/8/2013	79.89
52562000	Office Supplies	ZI	9000002447	1/8/2013	764.73
52562000	Office Supplies	ZI	9000002564	1/8/2013	650.10
52562000	Office Supplies	ZI	9000002641	1/8/2013	146.55
52571100	Add'l Security Costs	KR	5000004747	1/8/2013	658.25
52574000	Telephone	ZC	9400001735	1/8/2013	2,523.01
52574100	Cell Phone	ZI	9000002619	1/8/2013	200.00
52582000	Uniforms	ZI	9000002448	1/8/2013	69.19
52582000	Uniforms	ZI	9000002449	1/8/2013	64.45
52582000	Uniforms	ZI	9000002452	1/8/2013	28.10
52582000	Uniforms	ZI	9000002501	1/8/2013	60.98
52582000	Uniforms	ZI	9000002502	1/8/2013	71.24
52582000	Uniforms	ZI	9000002511	1/8/2013	28.10
52582000	Uniforms	ZI	9000002547	1/8/2013	69.69
52582000	Uniforms	ZI	9000002548	1/8/2013	60.98
52582000	Uniforms	ZI	9000002565	1/8/2013	28.10
52582000	Uniforms	ZI	9000002592	1/8/2013	39.28
52582000	Uniforms	ZI	9000002593	1/8/2013	154.57
52582000	Uniforms	ZI	9000002594	1/8/2013	60.98
52582000	Uniforms	ZI	9000002595	1/8/2013	69.19
52582000	Uniforms	ZI	9000002602	1/8/2013	36.64
52583000	Water & WW	KR	5000004729	1/8/2013	19.04
52583000	Water & WW	KR	5000004735	1/8/2013	5,069.10
53150000	Contr Svc-Other	KR	5000004723	1/8/2013	2,045.80
53150000	Contr Svc-Other	KR	5000004726	1/8/2013	173.84
53150000	Contr Svc-Other	KR	5000004727	1/8/2013	120.84
53150000	Contr Svc-Other	KR	5000004728	1/8/2013	1,203.98
53150000	Contr Svc-Other	WE	5000004730	1/8/2013	10,020.00
53150000	Contr Svc-Other	KR	5000004744	1/8/2013	1,722.50
53150000	Contr Svc-Other	KR	5000004745	1/8/2013	2,738.33
53150000	Contr Svc-Other	KR	5000004751	1/8/2013	181.26
53150000	Contr Svc-Other	KR	5000004752	1/8/2013	651.90
53152000	Contr Svc-Lab Testng	KR	5000004734	1/8/2013	109.18
55000000	Transportation (O&M)	KR	5000004725	1/8/2013	266.83
55010300	Trans Lease Maint	KR	5000004746	1/8/2013	8,433.36
57010000	Uncoll Accts Exp	ZA	9400001737	1/8/2013	(129.37)
72802100	CIAC Receipt Non-Services Clear DR	ZA	4000006350	1/8/2013	(45,570.18)
40111000	Res Sales Billed	ZA	9400001739	1/9/2013	(204,111.29)
40121000	Com Sales Billed	ZA	9400001739	1/9/2013	(61,279.52)
40131000	Ind Sales Billed	ZA	9400001739	1/9/2013	(145.32)
40145000	Priv Fire Billed	ZA	9400001739	1/9/2013	(2,345.84)
40151000	Publ Auth Billed	ZA	9400001739	1/9/2013	(23,828.10)
40211000	Dom WW Svc Billed	ZA	9400001739	1/9/2013	(280.25)
40221000	Com WW Svc Billed	ZA	9400001739	1/9/2013	(859.38)
40251000	PubAuth WW Billed	ZA	9400001739	1/9/2013	(432.39)
40310100	OthRev-Late Pymt Fee	ZA	9400001739	1/9/2013	(7,060.48)
40310400	OthRev-NSF Ck Chrg	ZA	9400001739	1/9/2013	(36.00)
40310500	OthRev-Appl/InitFee	ZA	9400001739	1/9/2013	(2,912.00)
40310700	OthRev-Reconnct Fee	ZA	9400001739	1/9/2013	(884.00)
50423000	ESPP Expense	SA	100002924	1/9/2013	(24.19)
50450000	Other Welfare	ZI	9000002631	1/9/2013	846.10
50450000	Other Welfare	ZI	9000002632	1/9/2013	1,000.00
50450000	Other Welfare	ZI	9000002633	1/9/2013	1,000.00

Kentucky American Water Company  
Case No. 2012-00520  
Response to PSC DR1, Item 31

Account	Description	Doc Type	Document Number	Posting Date	Amount
50452000	Emp Physical Exams	KR	5000004761	1/9/2013	37.10
51510000	Purchased Power	ZN	5000004792	1/9/2013	12,362.38
52000000	M&S Expense (O&M)	ZF	5000004740	1/9/2013	88.00
52000000	M&S Expense (O&M)	WA	5000004754	1/9/2013	12,830.97
52000000	M&S Expense (O&M)	WA	5000004755	1/9/2013	(3,062.80)
52000000	M&S Expense (O&M)	WA	5000004756	1/9/2013	3,062.80
52000000	M&S Expense (O&M)	WA	5000004758	1/9/2013	(2,978.55)
52000000	M&S Expense (O&M)	KR	5000004773	1/9/2013	364.99
52000000	M&S Expense (O&M)	ZI	9000002428	1/9/2013	140.00
52000000	M&S Expense (O&M)	ZI	9000002432	1/9/2013	143.98
52000000	M&S Expense (O&M)	ZI	9000002461	1/9/2013	310.93
52000000	M&S Expense (O&M)	ZI	9000002467	1/9/2013	450.08
52000000	M&S Expense (O&M)	ZI	9000002468	1/9/2013	123.57
52000000	M&S Expense (O&M)	ZI	9000002477	1/9/2013	280.45
52000000	M&S Expense (O&M)	ZI	9000002485	1/9/2013	87.99
52000000	M&S Expense (O&M)	ZI	9000002487	1/9/2013	1,258.51
52000000	M&S Expense (O&M)	ZI	9000002504	1/9/2013	149.67
52000000	M&S Expense (O&M)	ZI	9000002505	1/9/2013	74.84
52000000	M&S Expense (O&M)	ZI	9000002512	1/9/2013	1,175.26
52000000	M&S Expense (O&M)	ZI	9000002516	1/9/2013	19.65
52000000	M&S Expense (O&M)	ZI	9000002517	1/9/2013	198.19
52000000	M&S Expense (O&M)	ZI	9000002518	1/9/2013	16.04
52000000	M&S Expense (O&M)	ZI	9000002526	1/9/2013	11.63
52000000	M&S Expense (O&M)	ZI	9000002528	1/9/2013	598.00
52000000	M&S Expense (O&M)	ZI	9000002557	1/9/2013	89.12
52000000	M&S Expense (O&M)	ZI	9000002558	1/9/2013	212.75
52000000	M&S Expense (O&M)	ZI	9000002566	1/9/2013	35.74
52000000	M&S Expense (O&M)	ZI	9000002570	1/9/2013	66.31
52000000	M&S Expense (O&M)	ZI	9000002571	1/9/2013	38.12
52000000	M&S Expense (O&M)	ZI	9000002577	1/9/2013	13.76
52000000	M&S Expense (O&M)	ZI	9000002578	1/9/2013	90.21
52000000	M&S Expense (O&M)	ZI	9000002596	1/9/2013	38.27
52000000	M&S Expense (O&M)	ZI	9000002597	1/9/2013	108.25
52000000	M&S Expense (O&M)	ZI	9000002598	1/9/2013	150.18
52000000	M&S Expense (O&M)	ZI	9000002600	1/9/2013	84.86
52000000	M&S Expense (O&M)	ZI	9000002611	1/9/2013	29.19
52000000	M&S Expense (O&M)	ZI	9000002613	1/9/2013	42.69
52000000	M&S Expense (O&M)	ZI	9000002614	1/9/2013	(42.69)
52000000	M&S Expense (O&M)	ZI	9000002616	1/9/2013	51.66
52500000	Misc Expense (O&M)	KR	5000004753	1/9/2013	2,233.63
52500000	Misc Expense (O&M)	WE	5000004766	1/9/2013	(2,650.00)
52500000	Misc Expense (O&M)	WE	5000004767	1/9/2013	1.06
52500000	Misc Expense (O&M)	KR	5000004820	1/9/2013	1,017.60
52500000	Misc Expense (O&M)	ZI	9000002460	1/9/2013	138.73
52500000	Misc Expense (O&M)	ZI	9000002488	1/9/2013	315.63
52500000	Misc Expense (O&M)	ZI	9000002549	1/9/2013	25.39
52500000	Misc Expense (O&M)	ZI	9000002603	1/9/2013	86.73
52500000	Misc Expense (O&M)	ZI	9000002615	1/9/2013	844.61
52514500	Charitb Don-H/Ed/En	ZF	5000004741	1/9/2013	2,500.00
52524000	Co Dues/Mmbrshp Ded	ZF	5000004742	1/9/2013	500.00
52527000	Directors Fees	ZF	5000004812	1/9/2013	50.00
52527000	Directors Fees	ZF	5000004813	1/9/2013	50.00
52527000	Directors Fees	ZF	5000004814	1/9/2013	50.00

## Kentucky American Water Company

Case No. 2012-00520

Response to PSC DR1, Item 31

Account	Description	Doc Type	Document Number	Posting Date	Amount
52527000	Directors Fees	ZF	5000004815	1/9/2013	50.00
52527000	Directors Fees	ZF	5000004816	1/9/2013	50.00
52532000	Electricity	ZN	5000004792	1/9/2013	53.52
52534000	Employee Expenses	ZI	9000002599	1/9/2013	75.26
52534200	Conferences & Reg	ZF	5000004739	1/9/2013	50.00
52535000	Meals Deductible	ZI	9000002426	1/9/2013	5.29
52535000	Meals Deductible	ZI	9000002427	1/9/2013	192.13
52535000	Meals Deductible	ZI	9000002433	1/9/2013	22.97
52535000	Meals Deductible	ZI	9000002454	1/9/2013	14.98
52535000	Meals Deductible	ZI	9000002458	1/9/2013	19.59
52535000	Meals Deductible	ZI	9000002465	1/9/2013	22.97
52535000	Meals Deductible	ZI	9000002478	1/9/2013	14.98
52535000	Meals Deductible	ZI	9000002479	1/9/2013	14.98
52535000	Meals Deductible	ZI	9000002542	1/9/2013	147.75
52535000	Meals Deductible	ZI	9000002550	1/9/2013	80.56
52535000	Meals Deductible	ZI	9000002607	1/9/2013	43.42
52540000	Amort Bus Svc ProjXp	ZI	9000002587	1/9/2013	187.00
52540000	Amort Bus Svc ProjXp	ZI	9000002605	1/9/2013	30.00
52550000	Janitorial	ZI	9000002609	1/9/2013	4.27
52554500	Lab Supplies	WE	5000004768	1/9/2013	282.38
52554500	Lab Supplies	WE	5000004769	1/9/2013	1,414.68
52554500	Lab Supplies	ZF	5000004771	1/9/2013	1,350.00
52554500	Lab Supplies	ZF	5000004774	1/9/2013	1,350.00
52554500	Lab Supplies	ZI	9000002401	1/9/2013	267.55
52554500	Lab Supplies	ZI	9000002402	1/9/2013	84.75
52554500	Lab Supplies	ZI	9000002404	1/9/2013	74.41
52554500	Lab Supplies	ZI	9000002420	1/9/2013	524.26
52554500	Lab Supplies	ZI	9000002425	1/9/2013	302.99
52554500	Lab Supplies	ZI	9000002444	1/9/2013	410.31
52554500	Lab Supplies	ZI	9000002500	1/9/2013	431.42
52554500	Lab Supplies	ZI	9000002514	1/9/2013	661.74
52554500	Lab Supplies	ZI	9000002520	1/9/2013	174.79
52554500	Lab Supplies	ZI	9000002522	1/9/2013	421.11
52554500	Lab Supplies	ZI	9000002545	1/9/2013	623.28
52554500	Lab Supplies	ZI	9000002556	1/9/2013	709.20
52554500	Lab Supplies	ZI	9000002575	1/9/2013	214.28
52554500	Lab Supplies	ZI	9000002580	1/9/2013	565.27
52554500	Lab Supplies	ZI	9000002581	1/9/2013	528.04
52554500	Lab Supplies	ZI	9000002586	1/9/2013	1,356.72
52554500	Lab Supplies	ZI	9000002588	1/9/2013	254.19
52554500	Lab Supplies	ZI	9000002590	1/9/2013	194.50
52562000	Office Supplies	WE	5000004765	1/9/2013	26.56
52562000	Office Supplies	KR	5000004821	1/9/2013	68.43
52562000	Office Supplies	ZI	9000002403	1/9/2013	44.49
52562000	Office Supplies	ZI	9000002450	1/9/2013	219.41
52562000	Office Supplies	ZI	9000002466	1/9/2013	386.78
52562000	Office Supplies	ZI	9000002486	1/9/2013	119.40
52562000	Office Supplies	ZI	9000002510	1/9/2013	244.30
52562000	Office Supplies	ZI	9000002513	1/9/2013	99.26
52562000	Office Supplies	ZI	9000002589	1/9/2013	104.94
52562000	Office Supplies	ZI	9000002620	1/9/2013	196.58
52562500	Overnight Shippng	KR	5000004818	1/9/2013	17.59
52562500	Overnight Shippng	KR	5000004819	1/9/2013	48.38

## Kentucky American Water Company

Case No. 2012-00520

Response to PSC DR1, Item 31

Account	Description	Doc Type	Document Number	Posting Date	Amount
52562500	Overnight Shippng	KR	5000004822	1/9/2013	45.27
52562500	Overnight Shippng	KR	5000004823	1/9/2013	12.62
52574000	Telephone	RE	5000004757	1/9/2013	38,475.23
52578000	Trash Removal	KR	5000004772	1/9/2013	35.74
52578000	Trash Removal	ZI	9000002471	1/9/2013	124.01
52582000	Uniforms	ZI	9000002503	1/9/2013	120.33
52582000	Uniforms	ZI	9000002609	1/9/2013	57.25
52583000	Water & WW	KR	5000004760	1/9/2013	28.56
53150000	Contr Svc-Other	KR	5000004762	1/9/2013	616.61
53150000	Contr Svc-Other	KR	5000004770	1/9/2013	30.44
53150000	Contr Svc-Other	KR	5000004811	1/9/2013	1,259.28
53150000	Contr Svc-Other	ZI	9000002391	1/9/2013	400.15
53150000	Contr Svc-Other	ZI	9000002392	1/9/2013	380.00
53150000	Contr Svc-Other	ZI	9000002496	1/9/2013	108.85
53150000	Contr Svc-Other	ZI	9000002553	1/9/2013	112.10
53150000	Contr Svc-Other	ZI	9000002617	1/9/2013	105.10
53150000	Contr Svc-Other	ZI	9000002618	1/9/2013	861.83
53155000	Contr Svc-Legal	KR	5000004759	1/9/2013	127.20
55000000	Transportation (O&M)	ZI	9000002533	1/9/2013	11.16
57010000	Uncoll Accts Exp	ZA	9400001739	1/9/2013	(713.81)
62520700	Misc Main Pvg/Bckfll	WE	5000004776	1/9/2013	(979.80)
62520700	Misc Main Pvg/Bckfll	WE	5000004777	1/9/2013	0.01
62520700	Misc Main Pvg/Bckfll	WE	5000004778	1/9/2013	(1,696.80)
62520700	Misc Main Pvg/Bckfll	WE	5000004779	1/9/2013	0.01
62520700	Misc Main Pvg/Bckfll	WE	5000004780	1/9/2013	(1,229.00)
62520700	Misc Main Pvg/Bckfll	WE	5000004781	1/9/2013	0.01
62520700	Misc Main Pvg/Bckfll	WE	5000004782	1/9/2013	(636.30)
62520700	Misc Main Pvg/Bckfll	WE	5000004783	1/9/2013	0.01
62520700	Misc Main Pvg/Bckfll	WE	5000004784	1/9/2013	(3,836.93)
62520700	Misc Main Pvg/Bckfll	WE	5000004785	1/9/2013	0.01
62520700	Misc Main Pvg/Bckfll	WE	5000004786	1/9/2013	(2,001.00)
62520700	Misc Main Pvg/Bckfll	WE	5000004787	1/9/2013	0.01
62520700	Misc Main Pvg/Bckfll	WE	5000004788	1/9/2013	(2,777.50)
62520700	Misc Main Pvg/Bckfll	WE	5000004789	1/9/2013	0.01
62520700	Misc Main Pvg/Bckfll	WE	5000004790	1/9/2013	(1,000.00)
62520700	Misc Main Pvg/Bckfll	WE	5000004791	1/9/2013	0.01
62520700	Misc Main Pvg/Bckfll	WE	5000004793	1/9/2013	(17,032.20)
62520700	Misc Main Pvg/Bckfll	WE	5000004794	1/9/2013	0.01
62520700	Misc Main Pvg/Bckfll	WE	5000004795	1/9/2013	(1,000.00)
62520700	Misc Main Pvg/Bckfll	WE	5000004796	1/9/2013	0.01
62520700	Misc Main Pvg/Bckfll	WE	5000004797	1/9/2013	(193.20)
62520700	Misc Main Pvg/Bckfll	WE	5000004798	1/9/2013	0.01
62520700	Misc Main Pvg/Bckfll	WE	5000004799	1/9/2013	(1,000.00)
62520700	Misc Main Pvg/Bckfll	WE	5000004800	1/9/2013	0.01
62520700	Misc Main Pvg/Bckfll	WE	5000004801	1/9/2013	(82.80)
62520700	Misc Main Pvg/Bckfll	WE	5000004802	1/9/2013	0.01
62520700	Misc Main Pvg/Bckfll	WE	5000004803	1/9/2013	(1,000.00)
62520700	Misc Main Pvg/Bckfll	WE	5000004804	1/9/2013	0.01
62520700	Misc Main Pvg/Bckfll	WE	5000004805	1/9/2013	(579.60)
62520700	Misc Main Pvg/Bckfll	WE	5000004806	1/9/2013	0.01
62520700	Misc Main Pvg/Bckfll	WE	5000004807	1/9/2013	(234.60)
62520700	Misc Main Pvg/Bckfll	WE	5000004808	1/9/2013	2.35
62520700	Misc Main Pvg/Bckfll	WE	5000004809	1/9/2013	(220.80)

## Kentucky American Water Company

Case No. 2012-00520

Response to PSC DR1, Item 31

Account	Description	Doc Type	Document Number	Posting Date	Amount
62520700	Misc Main Pvg/Bckfll	WE	5000004810	1/9/2013	0.01
62520700	Misc Main Pvg/Bckfll	WE	5000004832	1/9/2013	(0.01)
62520700	Misc Main Pvg/Bckfll	WE	5000004833	1/9/2013	(0.01)
62520700	Misc Main Pvg/Bckfll	WE	5000004834	1/9/2013	(0.01)
62520700	Misc Main Pvg/Bckfll	WE	5000004835	1/9/2013	(0.01)
62520700	Misc Main Pvg/Bckfll	WE	5000004836	1/9/2013	(0.02)
62520700	Misc Main Pvg/Bckfll	WE	5000004837	1/9/2013	(0.01)
62520700	Misc Main Pvg/Bckfll	WE	5000004838	1/9/2013	(0.01)
62520700	Misc Main Pvg/Bckfll	WE	5000004839	1/9/2013	(0.01)
62520700	Misc Main Pvg/Bckfll	WE	5000004840	1/9/2013	(0.01)
62520700	Misc Main Pvg/Bckfll	WE	5000004841	1/9/2013	(0.01)
62520700	Misc Main Pvg/Bckfll	WE	5000004842	1/9/2013	(0.01)
62520700	Misc Main Pvg/Bckfll	WE	5000004843	1/9/2013	(0.01)
62520700	Misc Main Pvg/Bckfll	WE	5000004844	1/9/2013	(0.01)
62520700	Misc Main Pvg/Bckfll	WE	5000004845	1/9/2013	(2.35)
62520700	Misc Main Pvg/Bckfll	WE	5000005189	1/9/2013	(0.01)
62520700	Misc Main Pvg/Bckfll	WE	5000005190	1/9/2013	(0.01)
40111000	Res Sales Billed	ZA	9400001740	1/10/2013	(128,343.88)
40121000	Com Sales Billed	ZA	9400001740	1/10/2013	(40,912.49)
40131000	Ind Sales Billed	ZA	9400001740	1/10/2013	(2,482.49)
40145000	Priv Fire Billed	ZA	9400001740	1/10/2013	(4,075.76)
40151000	Publ Auth Billed	ZA	9400001740	1/10/2013	(1,692.31)
40161000	Sls/Rsle Billed	ZA	9400001740	1/10/2013	(516.34)
40171000	Misc Sales Billed	ZA	9400001740	1/10/2013	(639.54)
40211000	Dom WW Svc Billed	ZA	9400001740	1/10/2013	(58.10)
40251000	PubAuth WW Billed	ZA	9400001740	1/10/2013	(56.47)
40310100	OthRev-Late Pymt Fee	ZA	9400001740	1/10/2013	(5,779.48)
40310200	OthRev-Rent	DR	4000006417	1/10/2013	(134.21)
40310400	OthRev-NSF Ck Chrg	ZA	9400001740	1/10/2013	(96.00)
40310500	OthRev-Appl/InitFee	ZA	9400001740	1/10/2013	(1,586.00)
40310700	OthRev-Reconnct Fee	ZA	9400001740	1/10/2013	(572.00)
51110000	Waste Disposal	ZN	5000004861	1/10/2013	1,222.28
51510000	Purchased Power	ZF	5000004720	1/10/2013	3,625.35
51510000	Purchased Power	ZN	5000004861	1/10/2013	9,126.52
51800000	Chemicals	WE	5000004854	1/10/2013	(1,292.35)
52000000	M&S Expense (O&M)	WA	5000004824	1/10/2013	987.49
52000000	M&S Expense (O&M)	WA	5000004825	1/10/2013	896.37
52000000	M&S Expense (O&M)	KR	5000004830	1/10/2013	14,151.79
52000000	M&S Expense (O&M)	WA	5000004850	1/10/2013	(7,398.31)
52000000	M&S Expense (O&M)	WA	5000004851	1/10/2013	7,398.31
52000000	M&S Expense (O&M)	KR	5000004859	1/10/2013	995.93
52500000	Misc Expense (O&M)	WE	5000004847	1/10/2013	37,211.36
52500000	Misc Expense (O&M)	RE	5000004860	1/10/2013	(2,025.95)
52532000	Electricity	ZN	5000004861	1/10/2013	5,759.23
52548000	Heating Oil/Gas	ZN	5000004861	1/10/2013	2,505.02
52562000	Office Supplies	WE	5000004856	1/10/2013	102.09
52562000	Office Supplies	RE	5000004862	1/10/2013	10.27
52574000	Telephone	WE	5000004828	1/10/2013	(38,758.73)
52574000	Telephone	ZC	9400001738	1/10/2013	1,435.34
52574100	Cell Phone	ZC	9400001738	1/10/2013	2,059.41
52579000	Trustee Fees	KG	5000004826	1/10/2013	(46.41)
53150000	Contr Svc-Other	KG	5000004846	1/10/2013	(83.45)
53150000	Contr Svc-Other	WE	5000004847	1/10/2013	6,973.61

## Kentucky American Water Company

Case No. 2012-00520

Response to PSC DR1, Item 31

Account	Description	Doc Type	Document Number	Posting Date	Amount
53150000	Contr Svc-Other	KG	5000004848	1/10/2013	(50.14)
53150000	Contr Svc-Other	KG	5000004849	1/10/2013	(83.45)
54140000	Rents-Equip	RE	5000004827	1/10/2013	(17.80)
55000000	Transportation (O&M)	ZF	5000004614	1/10/2013	53.37
55010200	Trans Lease Fuel	KR	5000004852	1/10/2013	27,629.71
57010000	Uncoll Accts Exp	ZA	9400001740	1/10/2013	(259.24)
72801100	Adv Receipt Non-Services Cleari DR	DR	4000006531	1/10/2013	(50,737.60)
72802000	CIAC Receipt Services Clearing DR	DR	4000006536	1/10/2013	(500.00)
72802100	CIAC Receipt Non-Services Clear DR	DR	4000006531	1/10/2013	(7,647.00)
40111000	Res Sales Billed	ZA	9400001741	1/11/2013	(122,915.57)
40121000	Com Sales Billed	ZA	9400001741	1/11/2013	(53,217.61)
40145000	Priv Fire Billed	ZA	9400001741	1/11/2013	(8,275.76)
40151000	Publ Auth Billed	ZA	9400001741	1/11/2013	(2,501.31)
40310100	OthRev-Late Pymt Fee	ZA	9400001741	1/11/2013	(2,498.77)
40310400	OthRev-NSF Ck Chrg	ZA	9400001741	1/11/2013	(108.00)
40310500	OthRev-Appl/InitFee	ZA	9400001741	1/11/2013	(1,716.00)
40310700	OthRev-Reconnct Fee	ZA	9400001741	1/11/2013	(572.00)
50100000	Labor Expense	PA	7000000233	1/11/2013	4,699.20
50100000	Labor Expense	PA	7000000234	1/11/2013	116,685.55
50100000	Labor Expense	PA	7000000235	1/11/2013	9,562.41
50100000	Labor Expense	PA	7000000236	1/11/2013	30,033.98
50100000	Labor Expense	PA	7000000237	1/11/2013	75,890.25
50100000	Labor Expense	PA	7000000238	1/11/2013	30,941.44
50110000	Labor NS OT -Natural	PA	7000000234	1/11/2013	11,385.29
50110000	Labor NS OT -Natural	PA	7000000235	1/11/2013	1,602.58
50110000	Labor NS OT -Natural	PA	7000000236	1/11/2013	6,397.20
50110000	Labor NS OT -Natural	PA	7000000237	1/11/2013	14,992.15
50110000	Labor NS OT -Natural	PA	7000000238	1/11/2013	1,178.37
50120000	Labor OT - Natural	PA	7000000234	1/11/2013	4,551.76
50120000	Labor OT - Natural	PA	7000000235	1/11/2013	1,080.88
50120000	Labor OT - Natural	PA	7000000236	1/11/2013	1,541.04
50120000	Labor OT - Natural	PA	7000000237	1/11/2013	3,263.76
50120000	Labor OT - Natural	PA	7000000238	1/11/2013	257.28
50421000	401k Expense	PA	7000000233	1/11/2013	152.10
50421000	401k Expense	PA	7000000234	1/11/2013	2,288.41
50421000	401k Expense	PA	7000000235	1/11/2013	209.80
50421000	401k Expense	PA	7000000236	1/11/2013	816.89
50421000	401k Expense	PA	7000000237	1/11/2013	2,000.39
50421000	401k Expense	PA	7000000238	1/11/2013	625.35
50422000	DCP Expense	PA	7000000233	1/11/2013	121.17
50422000	DCP Expense	PA	7000000234	1/11/2013	113.36
50422000	DCP Expense	PA	7000000235	1/11/2013	346.08
50422000	DCP Expense	PA	7000000236	1/11/2013	1,930.25
50422000	DCP Expense	PA	7000000237	1/11/2013	4,776.69
50422000	DCP Expense	PA	7000000238	1/11/2013	767.37
50550000	Group Insur Expense	PA	7000000233	1/11/2013	1,064.35
50550000	Group Insur Expense	PA	7000000234	1/11/2013	24,827.18
50550000	Group Insur Expense	PA	7000000235	1/11/2013	74.37
50550000	Group Insur Expense	PA	7000000236	1/11/2013	6,616.86
50550000	Group Insur Expense	PA	7000000237	1/11/2013	18,240.79
50550000	Group Insur Expense	PA	7000000238	1/11/2013	7,096.32
51800000	Chemicals	SN	100003041	1/11/2013	(512.88)
52000000	M&S Expense (O&M)	KR	5000004864	1/11/2013	95.40



## Kentucky American Water Company

Case No. 2012-00520

Response to PSC DR1, Item 31

Account	Description	Doc Type	Document Number	Posting Date	Amount
52000000	M&S Expense (O&M)	ZI	9000002668	1/11/2013	112.00
52000000	M&S Expense (O&M)	ZI	9000002669	1/11/2013	191.00
52000000	M&S Expense (O&M)	ZI	9000002670	1/11/2013	191.00
52000000	M&S Expense (O&M)	ZI	9000002671	1/11/2013	143.00
52000000	M&S Expense (O&M)	ZI	9000002672	1/11/2013	206.00
52000000	M&S Expense (O&M)	ZI	9000002674	1/11/2013	530.64
52000000	M&S Expense (O&M)	ZI	9000002675	1/11/2013	303.05
52000000	M&S Expense (O&M)	ZI	9000002753	1/11/2013	510.00
52500000	Misc Expense (O&M)	WE	5000004868	1/11/2013	1,077.00
52500000	Misc Expense (O&M)	WE	5000004869	1/11/2013	5,300.00
52500000	Misc Expense (O&M)	WE	5000004870	1/11/2013	2,364.94
52500000	Misc Expense (O&M)	RE	5000004876	1/11/2013	(22,160.06)
52500000	Misc Expense (O&M)	RE	5000004877	1/11/2013	81.32
52500000	Misc Expense (O&M)	ZI	9000002655	1/11/2013	26.45
52500000	Misc Expense (O&M)	ZI	9000002666	1/11/2013	(26.45)
52500000	Misc Expense (O&M)	ZI	9000002755	1/11/2013	19.02
52534000	Employee Expenses	ZF	5000004867	1/11/2013	18.00
52534000	Employee Expenses	PA	7000000233	1/11/2013	29.00
52534000	Employee Expenses	ZI	9000002642	1/11/2013	523.34
52534000	Employee Expenses	ZI	9000002643	1/11/2013	20.00
52534000	Employee Expenses	ZI	9000002647	1/11/2013	25.00
52534000	Employee Expenses	ZI	9000002656	1/11/2013	41.00
52534000	Employee Expenses	ZI	9000002658	1/11/2013	25.00
52534000	Employee Expenses	ZI	9000002659	1/11/2013	366.34
52534000	Employee Expenses	ZI	9000002665	1/11/2013	366.34
52534000	Employee Expenses	ZI	9000002705	1/11/2013	20.00
52535000	Meals Deductible	ZI	9000002654	1/11/2013	5.19
52535000	Meals Deductible	ZI	9000002657	1/11/2013	63.00
52535000	Meals Deductible	ZI	9000002673	1/11/2013	108.42
52535000	Meals Deductible	ZI	9000002678	1/11/2013	17.34
52554500	Lab Supplies	ZI	9000002682	1/11/2013	1,367.40
52554500	Lab Supplies	ZI	9000002683	1/11/2013	2,136.96
52562000	Office Supplies	KR	5000004874	1/11/2013	251.85
52566000	Postage	ZI	9000002754	1/11/2013	38.00
52578000	Trash Removal	KR	5000004865	1/11/2013	353.40
52578000	Trash Removal	KR	5000004879	1/11/2013	452.59
52582000	Uniforms	ZI	9000002685	1/11/2013	111.30
52585000	Discounts Available	ZP	3000009730	1/11/2013	(10.33)
53150000	Contr Svc-Other	WE	5000004878	1/11/2013	9,030.00
53150000	Contr Svc-Other	ZI	9000002710	1/11/2013	360.00
53150000	Contr Svc-Other	ZI	9000002714	1/11/2013	105.85
57010000	Uncoll Accts Exp	ZA	9400001741	1/11/2013	(338.11)
68533000	FICA	PA	7000000233	1/11/2013	340.88
68533000	FICA	PA	7000000234	1/11/2013	9,734.11
68533000	FICA	PA	7000000235	1/11/2013	936.93
68533000	FICA	PA	7000000236	1/11/2013	2,783.51
68533000	FICA	PA	7000000237	1/11/2013	6,922.14
68533000	FICA	PA	7000000238	1/11/2013	2,370.61
68535000	SUTA	PA	7000000233	1/11/2013	92.69
68535000	SUTA	PA	7000000234	1/11/2013	2,622.43
68535000	SUTA	PA	7000000235	1/11/2013	245.11
68535000	SUTA	PA	7000000236	1/11/2013	750.26
68535000	SUTA	PA	7000000237	1/11/2013	1,862.18

## Kentucky American Water Company

Case No. 2012-00520

Response to PSC DR1, Item 31

Account	Description	Doc Type	Document Number	Posting Date	Amount
68535000	SUTA	PA	7000000238	1/11/2013	640.02
72802100	CIAC Receipt Non-Services Clear	DR	4000006537	1/11/2013	(1,634.00)
50457000	Training	KR	5000004883	1/12/2013	1,356.80
52500000	Misc Expense (O&M)	KR	5000004884	1/12/2013	76.49
52500000	Misc Expense (O&M)	KR	5000004885	1/12/2013	496.08
52500000	Misc Expense (O&M)	KR	5000004887	1/12/2013	622.50
52500000	Misc Expense (O&M)	KR	5000004890	1/12/2013	433.93
53150000	Contr Svc-Other	KR	5000004886	1/12/2013	2,258.45
53150000	Contr Svc-Other	KR	5000004889	1/12/2013	2,353.20
54140000	Rents-Equip	KR	5000004888	1/12/2013	6,922.54
50457000	Training	KR	5000004893	1/13/2013	1,452.20
52500000	Misc Expense (O&M)	KR	5000004894	1/13/2013	1,252.75
52500000	Misc Expense (O&M)	KR	5000004895	1/13/2013	712.73
52500000	Misc Expense (O&M)	RE	5000004896	1/13/2013	7.31
53150000	Contr Svc-Other	KR	5000004892	1/13/2013	69.45
40111000	Res Sales Billed	ZA	9400001785	1/14/2013	(197,887.99)
40121000	Com Sales Billed	ZA	9400001785	1/14/2013	(60,645.74)
40145000	Priv Fire Billed	ZA	9400001785	1/14/2013	(7,335.52)
40151000	Publ Auth Billed	ZA	9400001785	1/14/2013	(149.71)
40171000	Misc Sales Billed	ZA	9400001785	1/14/2013	(514.48)
40310100	OthRev-Late Pymt Fee	ZA	9400001785	1/14/2013	(129.55)
40310400	OthRev-NSF Ck Chrg	ZA	9400001785	1/14/2013	(108.00)
40310500	OthRev-Appl/InitFee	ZA	9400001785	1/14/2013	(2,080.00)
40310700	OthRev-Reconnct Fee	ZA	9400001785	1/14/2013	(494.00)
50100000	Labor Expense	PA	7000000242	1/14/2013	1,437.52
50550000	Group Insur Expense	PA	7000000242	1/14/2013	213.13
51510000	Purchased Power	ZF	5000004880	1/14/2013	7,250.70
51510000	Purchased Power	ZN	5000004907	1/14/2013	192,991.62
52000000	M&S Expense (O&M)	WA	5000004927	1/14/2013	11,625.48
52532000	Electricity	ZN	5000004907	1/14/2013	157.78
52542000	Forms	KR	5000004928	1/14/2013	5,544.54
52548000	Heating Oil/Gas	ZN	5000004907	1/14/2013	30.94
52554500	Lab Supplies	WE	5000004917	1/14/2013	95.15
52562000	Office Supplies	WE	5000004898	1/14/2013	177.88
52562000	Office Supplies	WE	5000004899	1/14/2013	41.81
52562000	Office Supplies	WE	5000004916	1/14/2013	24.51
52562500	Overnight Shippng	KR	5000004909	1/14/2013	1,296.54
52562500	Overnight Shippng	KR	5000004918	1/14/2013	70.29
52574000	Telephone	WE	5000004908	1/14/2013	34,398.00
52574000	Telephone	WE	5000004923	1/14/2013	2,204.80
53150000	Contr Svc-Other	SN	100003054	1/14/2013	(1,447.80)
53150000	Contr Svc-Other	KR	5000004900	1/14/2013	2,580.15
53150000	Contr Svc-Other	KR	5000004901	1/14/2013	248.68
53150000	Contr Svc-Other	KR	5000004902	1/14/2013	6,685.00
53150000	Contr Svc-Other	KR	5000004903	1/14/2013	25,577.80
53150000	Contr Svc-Other	KR	5000004904	1/14/2013	139.46
53150000	Contr Svc-Other	KR	5000004905	1/14/2013	1,539.04
53150000	Contr Svc-Other	KR	5000004910	1/14/2013	140.45
53150000	Contr Svc-Other	KR	5000004911	1/14/2013	762.67
53150000	Contr Svc-Other	KR	5000004912	1/14/2013	483.36
53150000	Contr Svc-Other	WE	5000004920	1/14/2013	(350,000.00)
54110000	Rents-Real Prop	KR	5000004906	1/14/2013	500.00
57010000	Uncoll Accts Exp	ZA	9400001785	1/14/2013	(501.16)

## Kentucky American Water Company

Case No. 2012-00520

Response to PSC DR1, Item 31

Account	Description	Doc Type	Document Number	Posting Date	Amount
68520100	Tax Discounts	ZF	5000004880	1/14/2013	(1,439.88)
68533000	FICA	PA	7000000242	1/14/2013	0.28
68535000	SUTA	PA	7000000242	1/14/2013	0.05
72802100	CIAC Receipt Non-Services Clear DR		4000006627	1/14/2013	(1,634.00)
40111000	Res Sales Billed	ZA	9400001786	1/15/2013	(110,349.99)
40121000	Com Sales Billed	ZA	9400001786	1/15/2013	(29,946.23)
40131000	Ind Sales Billed	ZA	9400001786	1/15/2013	(3,178.58)
40145000	Priv Fire Billed	ZA	9400001786	1/15/2013	(5,046.43)
40151000	Publ Auth Billed	ZA	9400001786	1/15/2013	(3,818.10)
40310100	OthRev-Late Pymt Fee	ZA	9400001786	1/15/2013	9.03
40310400	OthRev-NSF Ck Chrg	ZA	9400001786	1/15/2013	(96.00)
40310500	OthRev-Appl/InitFee	ZA	9400001786	1/15/2013	(1,352.00)
40310700	OthRev-Reconnct Fee	ZA	9400001786	1/15/2013	(1,352.00)
51800000	Chemicals	SN	100003061	1/15/2013	(642.44)
52000000	M&S Expense (O&M)	KR	5000004931	1/15/2013	4,229.40
52000000	M&S Expense (O&M)	KR	5000004944	1/15/2013	105.15
52000000	M&S Expense (O&M)	KR	5000004945	1/15/2013	104.30
52000000	M&S Expense (O&M)	KR	5000004949	1/15/2013	165.56
52500000	Misc Expense (O&M)	WE	5000004933	1/15/2013	54,540.72
52500000	Misc Expense (O&M)	RE	5000004939	1/15/2013	(68.87)
52514600	Charitb Don-Commnty	ZF	5000004950	1/15/2013	500.00
52574000	Telephone	ZC	9400001784	1/15/2013	869.67
52574100	Cell Phone	ZC	9400001784	1/15/2013	316.08
52583000	Water & WW	KR	5000004946	1/15/2013	6.73
52583000	Water & WW	KR	5000004948	1/15/2013	6.35
53150000	Contr Svc-Other	DR	4000007126	1/15/2013	(606.96)
53150000	Contr Svc-Other	KR	5000004929	1/15/2013	1,297.44
53150000	Contr Svc-Other	KR	5000004943	1/15/2013	471.06
53150000	Contr Svc-Other	KR	5000004947	1/15/2013	140.68
53152000	Contr Svc-Lab Testng	KR	5000004930	1/15/2013	177.02
57010000	Uncoll Accts Exp	ZA	9400001786	1/15/2013	(531.69)
69063000	Def FIT-RegAsst/Liab	SI	9600000134	1/15/2013	39,099.26
69063000	Def FIT-RegAsst/Liab	SI	9600000135	1/15/2013	(300.91)
69063000	Def FIT-RegAsst/Liab	SI	9600000136	1/15/2013	(8,870.83)
69063000	Def FIT-RegAsst/Liab	SI	9600000137	1/15/2013	(365.33)
69063000	Def FIT-RegAsst/Liab	SI	9600000138	1/15/2013	(2,750.67)
69063000	Def FIT-RegAsst/Liab	SI	9600000139	1/15/2013	(1,698.65)
69073000	Def SIT-RegAsst/Liab	SI	9600000134	1/15/2013	7,130.57
69073000	Def SIT-RegAsst/Liab	SI	9600000135	1/15/2013	(54.92)
69073000	Def SIT-RegAsst/Liab	SI	9600000136	1/15/2013	(566.25)
69073000	Def SIT-RegAsst/Liab	SI	9600000137	1/15/2013	(66.67)
69073000	Def SIT-RegAsst/Liab	SI	9600000138	1/15/2013	(501.66)
69073000	Def SIT-RegAsst/Liab	SI	9600000139	1/15/2013	(309.68)
69073000	Def SIT-RegAsst/Liab	SI	9600000140	1/15/2013	(2,199.61)
69073000	Def SIT-RegAsst/Liab	SI	9600000141	1/15/2013	(1,857.42)
69522000	ITC Restored-3%	SI	9600000137	1/15/2013	(637.67)
69523000	ITC Restored-4%	SI	9600000135	1/15/2013	(525.42)
69524000	ITC Restored-10%	SI	9600000138	1/15/2013	(5,903.33)
40111000	Res Sales Billed	ZA	9400001788	1/16/2013	(135,507.98)
40121000	Com Sales Billed	ZA	9400001788	1/16/2013	(54,602.31)
40145000	Priv Fire Billed	ZA	9400001788	1/16/2013	(4,770.46)
40151000	Publ Auth Billed	ZA	9400001788	1/16/2013	(9,022.75)
40310100	OthRev-Late Pymt Fee	ZA	9400001788	1/16/2013	(7,609.27)

## Kentucky American Water Company

Case No. 2012-00520

Response to PSC DR1, Item 31

Account	Description	Doc Type	Document Number	Posting Date	Amount
40310400	OthRev-NSF Ck Chrg	ZA	9400001788	1/16/2013	(72.00)
40310500	OthRev-Appl/InitFee	ZA	9400001788	1/16/2013	(2,288.00)
40310700	OthRev-Reconct Fee	ZA	9400001788	1/16/2013	(936.00)
51510000	Purchased Power	ZN	5000004995	1/16/2013	82.91
52000000	M&S Expense (O&M)	WA	5000004960	1/16/2013	1,493.14
52000000	M&S Expense (O&M)	WA	5000004961	1/16/2013	12,116.60
52000000	M&S Expense (O&M)	WA	5000004962	1/16/2013	11,319.12
52000000	M&S Expense (O&M)	KR	5000004964	1/16/2013	19.51
52000000	M&S Expense (O&M)	WA	5000004965	1/16/2013	(80,512.99)
52000000	M&S Expense (O&M)	WA	5000004966	1/16/2013	(1,921.93)
52000000	M&S Expense (O&M)	WA	5000004967	1/16/2013	75,040.90
52000000	M&S Expense (O&M)	WA	5000004968	1/16/2013	1,921.93
52000000	M&S Expense (O&M)	KR	5000004981	1/16/2013	9,440.55
52000000	M&S Expense (O&M)	WA	5000004993	1/16/2013	27.00
52000000	M&S Expense (O&M)	WA	5000004994	1/16/2013	220.59
52000000	M&S Expense (O&M)	ZI	9000002649	1/16/2013	(887.20)
52000000	M&S Expense (O&M)	ZI	9000002650	1/16/2013	323.30
52000000	M&S Expense (O&M)	ZI	9000002663	1/16/2013	744.37
52000000	M&S Expense (O&M)	ZI	9000002664	1/16/2013	244.36
52000000	M&S Expense (O&M)	ZI	9000002667	1/16/2013	53.06
52000000	M&S Expense (O&M)	ZI	9000002677	1/16/2013	135.61
52000000	M&S Expense (O&M)	ZI	9000002679	1/16/2013	39.12
52000000	M&S Expense (O&M)	ZI	9000002684	1/16/2013	1,716.39
52000000	M&S Expense (O&M)	ZI	9000002686	1/16/2013	995.93
52000000	M&S Expense (O&M)	ZI	9000002687	1/16/2013	62.85
52000000	M&S Expense (O&M)	ZI	9000002688	1/16/2013	426.51
52000000	M&S Expense (O&M)	ZI	9000002689	1/16/2013	25.44
52000000	M&S Expense (O&M)	ZI	9000002690	1/16/2013	21.66
52000000	M&S Expense (O&M)	ZI	9000002692	1/16/2013	16.99
52000000	M&S Expense (O&M)	ZI	9000002695	1/16/2013	16.94
52000000	M&S Expense (O&M)	ZI	9000002702	1/16/2013	179.44
52000000	M&S Expense (O&M)	ZI	9000002703	1/16/2013	240.28
52000000	M&S Expense (O&M)	ZI	9000002704	1/16/2013	67.85
52000000	M&S Expense (O&M)	ZI	9000002713	1/16/2013	35.55
52000000	M&S Expense (O&M)	ZI	9000002718	1/16/2013	375.16
52000000	M&S Expense (O&M)	ZI	9000002724	1/16/2013	974.98
52000000	M&S Expense (O&M)	ZI	9000002725	1/16/2013	564.31
52000000	M&S Expense (O&M)	ZI	9000002728	1/16/2013	31.48
52000000	M&S Expense (O&M)	ZI	9000002730	1/16/2013	264.48
52000000	M&S Expense (O&M)	ZI	9000002731	1/16/2013	31.08
52000000	M&S Expense (O&M)	ZI	9000002732	1/16/2013	86.25
52000000	M&S Expense (O&M)	ZI	9000002733	1/16/2013	8.81
52000000	M&S Expense (O&M)	ZI	9000002739	1/16/2013	247.40
52000000	M&S Expense (O&M)	ZI	9000002740	1/16/2013	8.20
52000000	M&S Expense (O&M)	ZI	9000002743	1/16/2013	278.76
52000000	M&S Expense (O&M)	ZI	9000002744	1/16/2013	14.00
52000000	M&S Expense (O&M)	ZI	9000002747	1/16/2013	55.04
52000000	M&S Expense (O&M)	ZI	9000002748	1/16/2013	49.37
52000000	M&S Expense (O&M)	ZI	9000002749	1/16/2013	742.00
52500000	Misc Expense (O&M)	SN	100003115	1/16/2013	(794.64)
52500000	Misc Expense (O&M)	WE	5000004956	1/16/2013	29,457.21
52500000	Misc Expense (O&M)	KR	5000004980	1/16/2013	422.35
52500000	Misc Expense (O&M)	RE	5000004992	1/16/2013	133.27

## Kentucky American Water Company

Case No. 2012-00520

Response to PSC DR1, Item 31

Account	Description	Doc Type	Document Number	Posting Date	Amount
52500000	Misc Expense (O&M)	ZI	9000002648	1/16/2013	50.95
52500000	Misc Expense (O&M)	ZI	9000002676	1/16/2013	249.10
52500000	Misc Expense (O&M)	ZI	9000002680	1/16/2013	652.43
52500000	Misc Expense (O&M)	ZI	9000002681	1/16/2013	380.11
52500000	Misc Expense (O&M)	ZI	9000002699	1/16/2013	60.63
52500000	Misc Expense (O&M)	ZI	9000002707	1/16/2013	26.99
52500000	Misc Expense (O&M)	ZI	9000002726	1/16/2013	6.35
52532000	Electricity	ZN	5000004995	1/16/2013	169.61
52534000	Employee Expenses	ZI	9000002645	1/16/2013	220.80
52534000	Employee Expenses	ZI	9000002708	1/16/2013	187.00
52534000	Employee Expenses	ZI	9000002722	1/16/2013	264.00
52534000	Employee Expenses	ZI	9000002723	1/16/2013	132.00
52534000	Employee Expenses	ZI	9000002750	1/16/2013	586.15
52535000	Meals Deductible	ZI	9000002644	1/16/2013	13.76
52535000	Meals Deductible	ZI	9000002646	1/16/2013	8.47
52535000	Meals Deductible	ZI	9000002651	1/16/2013	8.77
52535000	Meals Deductible	ZI	9000002652	1/16/2013	8.47
52535000	Meals Deductible	ZI	9000002653	1/16/2013	20.94
52535000	Meals Deductible	ZI	9000002660	1/16/2013	8.77
52535000	Meals Deductible	ZI	9000002661	1/16/2013	11.65
52535000	Meals Deductible	ZI	9000002662	1/16/2013	10.00
52535000	Meals Deductible	ZI	9000002706	1/16/2013	159.95
52535000	Meals Deductible	ZI	9000002709	1/16/2013	133.91
52535000	Meals Deductible	ZI	9000002715	1/16/2013	23.05
52535000	Meals Deductible	ZI	9000002716	1/16/2013	80.76
52535000	Meals Deductible	ZI	9000002727	1/16/2013	47.92
52535000	Meals Deductible	ZI	9000002735	1/16/2013	102.71
52535000	Meals Deductible	ZI	9000002736	1/16/2013	2.50
52535000	Meals Deductible	ZI	9000002737	1/16/2013	1.00
52535000	Meals Deductible	ZI	9000002738	1/16/2013	207.20
52535000	Meals Deductible	ZI	9000002742	1/16/2013	73.00
52535000	Meals Deductible	ZI	9000002751	1/16/2013	12.53
52535000	Meals Deductible	ZI	9000002752	1/16/2013	23.38
52550000	Janitorial	RE	5000004959	1/16/2013	29.66
52550000	Janitorial	ZI	9000002720	1/16/2013	4.27
52550000	Janitorial	ZI	9000002721	1/16/2013	8.54
52554500	Lab Supplies	WE	5000004971	1/16/2013	139.45
52554500	Lab Supplies	WE	5000004972	1/16/2013	139.45
52554500	Lab Supplies	WE	5000004973	1/16/2013	69.73
52554500	Lab Supplies	RE	5000004987	1/16/2013	(278.71)
52554500	Lab Supplies	ZI	9000002691	1/16/2013	59.85
52554500	Lab Supplies	ZI	9000002701	1/16/2013	321.43
52554500	Lab Supplies	ZI	9000002741	1/16/2013	613.25
52554500	Lab Supplies	ZI	9000002745	1/16/2013	215.95
52554500	Lab Supplies	ZI	9000002746	1/16/2013	441.31
52562000	Office Supplies	ZI	9000002693	1/16/2013	17.89
52562000	Office Supplies	ZI	9000002694	1/16/2013	68.87
52562000	Office Supplies	ZI	9000002696	1/16/2013	322.75
52562000	Office Supplies	ZI	9000002697	1/16/2013	333.61
52562500	Overnight Shippng	ZI	9000002717	1/16/2013	25.29
52562500	Overnight Shippng	ZI	9000002729	1/16/2013	31.95
52578000	Trash Removal	KR	5000004957	1/16/2013	70.26
52578000	Trash Removal	KR	5000004958	1/16/2013	105.82

Kentucky American Water Company  
Case No. 2012-00520  
Response to PSC DR1, Item 31

Account	Description	Doc Type	Document Number	Posting Date	Amount
52582000	Uniforms	ZI	9000002698	1/16/2013	111.30
52582000	Uniforms	ZI	9000002700	1/16/2013	124.01
52582000	Uniforms	ZI	9000002711	1/16/2013	69.19
52582000	Uniforms	ZI	9000002712	1/16/2013	60.98
52582000	Uniforms	ZI	9000002720	1/16/2013	55.66
52582000	Uniforms	ZI	9000002721	1/16/2013	28.10
52583000	Water & WW	KR	5000004990	1/16/2013	998.64
52585000	Discounts Available	ZP	3000010244	1/16/2013	(10.33)
53150000	Contr Svc-Other	KR	5000004976	1/16/2013	208.23
53150000	Contr Svc-Other	ZI	9000002719	1/16/2013	70.45
53150000	Contr Svc-Other	ZI	9000002734	1/16/2013	600.00
53152000	Contr Svc-Lab Testng	KR	5000004963	1/16/2013	119.25
54110000	Rents-Real Prop	KR	5000004991	1/16/2013	100.00
57010000	Uncoll Accts Exp	ZA	9400001788	1/16/2013	(221.53)
72802100	CIAC Receipt Non-Services Clear DR		4000006725	1/16/2013	(817.00)
40111000	Res Sales Billed	ZA	9400001789	1/17/2013	(140,791.77)
40121000	Com Sales Billed	ZA	9400001789	1/17/2013	(58,069.98)
40131000	Ind Sales Billed	ZA	9400001789	1/17/2013	(210.45)
40145000	Priv Fire Billed	ZA	9400001789	1/17/2013	(3,111.28)
40151000	Publ Auth Billed	ZA	9400001789	1/17/2013	(3,475.49)
40211000	Dom WW Svc Billed	ZA	9400001789	1/17/2013	(19.57)
40310100	OthRev-Late Pymt Fee	ZA	9400001789	1/17/2013	(1,395.20)
40310400	OthRev-NSF Ck Chrg	ZA	9400001789	1/17/2013	(60.00)
40310500	OthRev-Appl/InitFee	ZA	9400001789	1/17/2013	(1,144.00)
40310700	OthRev-Reconnct Fee	ZA	9400001789	1/17/2013	(780.00)
50109900	Labor Cap Credits	UZ	2000000824	1/17/2013	4,530.58
50109900	Labor Cap Credits	UZ	2000000825	1/17/2013	827.40
50119900	LaborNSOT CapCredits	UZ	2000000824	1/17/2013	(9,355.43)
50119900	LaborNSOT CapCredits	UZ	2000000825	1/17/2013	(148.76)
50421100	401k Exp Cap Credits	UZ	2000000824	1/17/2013	(124.71)
50421100	401k Exp Cap Credits	UZ	2000000825	1/17/2013	12.83
50422100	DCP Exp Cap Credits	UZ	2000000824	1/17/2013	(293.19)
50422100	DCP Exp Cap Credits	UZ	2000000825	1/17/2013	(16.09)
50423000	ESPP Expense	SA	100003067	1/17/2013	696.51
50451000	Employee Awards	KR	5000005009	1/17/2013	71.04
50452000	Emp Physical Exams	KR	5000005008	1/17/2013	37.10
50550100	Group Ins Cap Creds	UZ	2000000824	1/17/2013	(888.85)
50550100	Group Ins Cap Creds	UZ	2000000825	1/17/2013	300.64
51510000	Purchased Power	ZN	5000005001	1/17/2013	5,507.06
52000000	M&S Expense (O&M)	UZ	2000000824	1/17/2013	(83,785.49)
52000000	M&S Expense (O&M)	UZ	2000000825	1/17/2013	(12,030.76)
52000000	M&S Expense (O&M)	UZ	2000000828	1/17/2013	(833.69)
52000000	M&S Expense (O&M)	UZ	2000000830	1/17/2013	(2,736.00)
52000000	M&S Expense (O&M)	KR	5000005007	1/17/2013	1,643.53
52000000	M&S Expense (O&M)	KR	5000005017	1/17/2013	2,226.00
52000000	M&S Expense (O&M)	ZI	9000002770	1/17/2013	771.89
52500000	Misc Expense (O&M)	SA	100003069	1/17/2013	0.08
52500000	Misc Expense (O&M)	SN	100003122	1/17/2013	(4,875.97)
52500000	Misc Expense (O&M)	UZ	2000000824	1/17/2013	(120,523.45)
52500000	Misc Expense (O&M)	UZ	2000000825	1/17/2013	(22,594.62)
52500000	Misc Expense (O&M)	UZ	2000000828	1/17/2013	0.89
52500000	Misc Expense (O&M)	RE	5000005002	1/17/2013	(0.89)
52535000	Meals Deductible	UZ	2000000824	1/17/2013	(862.51)

## Kentucky American Water Company

Case No. 2012-00520

Response to PSC DR1, Item 31

Account	Description	Doc Type	Document Number	Posting Date	Amount
52542000	Forms	KR	5000005018	1/17/2013	611.37
52548000	Heating Oil/Gas	ZN	5000005001	1/17/2013	9.22
52554500	Lab Supplies	UZ	2000000824	1/17/2013	(100.67)
52554500	Lab Supplies	WE	5000005010	1/17/2013	139.45
52562000	Office Supplies	KR	5000005005	1/17/2013	21.62
52562500	Overnight Shippng	UZ	2000000824	1/17/2013	(216.50)
52571000	Security Svc	UZ	2000000825	1/17/2013	11,270.08
52574000	Telephone	UZ	2000000824	1/17/2013	(35,185.95)
52574000	Telephone	WE	5000005019	1/17/2013	6,860.18
52574000	Telephone	ZC	9400001787	1/17/2013	8,735.71
52574100	Cell Phone	ZC	9400001787	1/17/2013	568.32
52578000	Trash Removal	ZI	9000002769	1/17/2013	109.73
52583000	Water & WW	KR	5000005004	1/17/2013	39.81
53110000	Contr Svc-Eng	KR	5000005011	1/17/2013	41.36
53150000	Contr Svc-Other	UZ	2000000824	1/17/2013	162,878.49
53150000	Contr Svc-Other	UZ	2000000825	1/17/2013	(15,244.25)
53150000	Contr Svc-Other	UZ	2000000830	1/17/2013	8,497.00
53150000	Contr Svc-Other	WE	5000005016	1/17/2013	(8,497.00)
53152000	Contr Svc-Lab Testng	KR	5000004997	1/17/2013	135.68
53152000	Contr Svc-Lab Testng	KR	5000004998	1/17/2013	177.02
53152000	Contr Svc-Lab Testng	KR	5000005006	1/17/2013	236.38
54140000	Rents-Equip	UZ	2000000825	1/17/2013	(6,922.54)
57010000	Uncoll Accts Exp	ZA	9400001789	1/17/2013	(450.58)
62520700	Misc Main Pvg/Bckfill	UZ	2000000824	1/17/2013	20,595.96
62520700	Misc Main Pvg/Bckfill	UZ	2000000825	1/17/2013	15,697.94
68533100	FICA Cap Credits	UZ	2000000824	1/17/2013	(576.98)
68533100	FICA Cap Credits	UZ	2000000825	1/17/2013	208.29
68535100	SUTA Cap Credits	UZ	2000000824	1/17/2013	(305.99)
68535100	SUTA Cap Credits	UZ	2000000825	1/17/2013	(99.52)
72801100	Adv Receipt Non-Services Cleari	UZ	2000000824	1/17/2013	12,312.15
72801100	Adv Receipt Non-Services Cleari	UZ	2000000825	1/17/2013	50,737.60
72802000	CIAC Receipt Services Clearing	UZ	2000000824	1/17/2013	867.00
72802000	CIAC Receipt Services Clearing	UZ	2000000825	1/17/2013	500.00
72802100	CIAC Receipt Non-Services Clear	UZ	2000000824	1/17/2013	23,170.00
72802100	CIAC Receipt Non-Services Clear	UZ	2000000825	1/17/2013	45,570.18
72802100	CIAC Receipt Non-Services Clear	DR	4000006784	1/17/2013	(5,719.00)
72803000	Salvage/Scrap Receipt Clearing	DR	4000006804	1/17/2013	(14,988.85)
88107000	CAP Move-CWIP	UZ	2000000826	1/17/2013	246,364.18
88107000	CAP Move-CWIP	UZ	2000000827	1/17/2013	(267,348.16)
88107000	CAP Move-CWIP	UZ	2000000829	1/17/2013	666.15
88107000	CAP Move-CWIP	UZ	2000000831	1/17/2013	(5,766.10)
88252170	CAP Move-ADV NT WIP	UZ	2000000826	1/17/2013	(63,049.75)
88257100	CAP Move-RWIP	UZ	2000000826	1/17/2013	95,756.28
88257100	CAP Move-RWIP	UZ	2000000827	1/17/2013	18,181.75
88257100	CAP Move-RWIP	UZ	2000000829	1/17/2013	166.65
88257100	CAP Move-RWIP	UZ	2000000831	1/17/2013	5.10
88271170	CAP Move-CIAC NT WIP	UZ	2000000826	1/17/2013	(18,791.00)
88271170	CAP Move-CIAC NT WIP	UZ	2000000827	1/17/2013	(49,949.18)
88271270	CAP Move-CIAC Tx WIP	UZ	2000000826	1/17/2013	(1,367.00)
88900000	CAP Move-Settlement	UZ	2000000826	1/17/2013	(246,445.20)
88900000	CAP Move-Settlement	UZ	2000000827	1/17/2013	286,648.08
88900000	CAP Move-Settlement	UZ	2000000829	1/17/2013	(832.80)
88900000	CAP Move-Settlement	UZ	2000000831	1/17/2013	5,761.00

Kentucky American Water Company  
Case No. 2012-00520  
Response to PSC DR1, Item 31

Account	Description	Doc Type	Document Number	Posting Date	Amount
40111000	Res Sales Billed	ZA	9400001790	1/18/2013	(69,379.97)
40121000	Com Sales Billed	ZA	9400001790	1/18/2013	(37,565.61)
40145000	Priv Fire Billed	ZA	9400001790	1/18/2013	(2,841.26)
40151000	Publ Auth Billed	ZA	9400001790	1/18/2013	(16,038.79)
40211000	Dom WW Svc Billed	ZA	9400001790	1/18/2013	(5.70)
40310100	OthRev-Late Pymt Fee	ZA	9400001790	1/18/2013	(92.02)
40310400	OthRev-NSF Ck Chrg	ZA	9400001790	1/18/2013	(120.00)
40310500	OthRev-Appl/InitFee	ZA	9400001790	1/18/2013	(650.00)
40310700	OthRev-Reconnct Fee	ZA	9400001790	1/18/2013	(260.00)
50510100	PBOP Cap Credits	UZ	2000000838	1/18/2013	(1,244.50)
50510100	PBOP Cap Credits	UZ	2000000839	1/18/2013	707.56
50610100	Pension Cap Credits	UZ	2000000838	1/18/2013	(1,427.76)
50610100	Pension Cap Credits	UZ	2000000839	1/18/2013	653.70
51010000	Purchased Water	KR	5000005045	1/18/2013	12,805.05
52000000	M&S Expense (O&M)	KR	5000005035	1/18/2013	42,450.57
52500000	Misc Expense (O&M)	UZ	2000000838	1/18/2013	794.64
52500000	Misc Expense (O&M)	KR	5000005037	1/18/2013	315.62
52500000	Misc Expense (O&M)	KR	5000005038	1/18/2013	371.20
52500000	Misc Expense (O&M)	KR	5000005039	1/18/2013	1,059.79
52500000	Misc Expense (O&M)	WE	5000005047	1/18/2013	12.90
52500000	Misc Expense (O&M)	ZI	9000002759	1/18/2013	1.00
52514700	Community Partnrshps	ZI	9000002762	1/18/2013	1,577.02
52514905	Cust Edu Comm-Printd	KR	5000005041	1/18/2013	691.65
52534000	Employee Expenses	ZI	9000002760	1/18/2013	154.36
52535000	Meals Deductible	ZI	9000002756	1/18/2013	18.00
52535000	Meals Deductible	ZI	9000002757	1/18/2013	2.60
52535000	Meals Deductible	ZI	9000002758	1/18/2013	1.08
52535000	Meals Deductible	ZI	9000002761	1/18/2013	5.29
52542000	Forms	KR	5000005139	1/18/2013	11,115.81
52554500	Lab Supplies	RE	5000005021	1/18/2013	16.91
52554500	Lab Supplies	WE	5000005025	1/18/2013	128.22
52554500	Lab Supplies	WE	5000005026	1/18/2013	1,414.68
52554500	Lab Supplies	WE	5000005027	1/18/2013	589.36
52554500	Lab Supplies	WE	5000005028	1/18/2013	81.99
52554500	Lab Supplies	WE	5000005029	1/18/2013	103.13
52554500	Lab Supplies	WE	5000005031	1/18/2013	451.60
52554500	Lab Supplies	RE	5000005049	1/18/2013	17.81
52562000	Office Supplies	WE	5000005047	1/18/2013	5.40
52562000	Office Supplies	WE	5000005048	1/18/2013	21.20
52566000	Postage	ZF	5000004942	1/18/2013	25,000.00
52571100	Add'l Security Costs	KR	5000005036	1/18/2013	833.50
52574000	Telephone	UZ	2000000832	1/18/2013	(6,860.18)
52801200	Capital Accrual Clearing	UZ	2000000836	1/18/2013	4,598,636.64
53110000	Contr Svc-Eng	UZ	2000000842	1/18/2013	(1,274.04)
53110000	Contr Svc-Eng	KR	5000005032	1/18/2013	1,274.04
53150000	Contr Svc-Other	UZ	2000000834	1/18/2013	(23,409.12)
53150000	Contr Svc-Other	WE	5000005022	1/18/2013	23,409.12
53150000	Contr Svc-Other	KR	5000005040	1/18/2013	169.60
53150000	Contr Svc-Other	RE	5000005042	1/18/2013	303.66
53150000	Contr Svc-Other	KP	5000005044	1/18/2013	(3,275.00)
53150000	Contr Svc-Other	ZI	9000002782	1/18/2013	115.66
55000100	Trans Cap Credits	UZ	2000000838	1/18/2013	(763.80)
55000100	Trans Cap Credits	UZ	2000000839	1/18/2013	467.37



## Kentucky American Water Company

Case No. 2012-00520

Response to PSC DR1, Item 31

Account	Description	Doc Type	Document Number	Posting Date	Amount
55720100	Ins W/C Cap Credits	UZ	2000000838	1/18/2013	(20.60)
55720100	Ins W/C Cap Credits	UZ	2000000839	1/18/2013	(82.63)
57010000	Uncoll Accts Exp	ZA	9400001790	1/18/2013	(278.77)
72802100	CIAC Receipt Non-Services Clear	UZ	2000000832	1/18/2013	817.00
72802100	CIAC Receipt Non-Services Clear	DR	4000006793	1/18/2013	(817.00)
88107000	CAP Move-CWIP	UZ	2000000833	1/18/2013	6,860.18
88107000	CAP Move-CWIP	UZ	2000000835	1/18/2013	23,409.12
88107000	CAP Move-CWIP	UZ	2000000837	1/18/2013	(4,472,083.10)
88107000	CAP Move-CWIP	UZ	2000000840	1/18/2013	687.44
88107000	CAP Move-CWIP	UZ	2000000841	1/18/2013	(657.76)
88107000	CAP Move-CWIP	UZ	2000000843	1/18/2013	1,274.04
88257100	CAP Move-RWIP	UZ	2000000837	1/18/2013	(126,553.54)
88257100	CAP Move-RWIP	UZ	2000000840	1/18/2013	731.68
88257100	CAP Move-RWIP	UZ	2000000841	1/18/2013	154.66
88271170	CAP Move-CIAC NT WIP	UZ	2000000833	1/18/2013	(817.00)
88900000	CAP Move-Settlement	UZ	2000000833	1/18/2013	(6,043.18)
88900000	CAP Move-Settlement	UZ	2000000835	1/18/2013	(23,409.12)
88900000	CAP Move-Settlement	UZ	2000000837	1/18/2013	4,598,636.64
88900000	CAP Move-Settlement	UZ	2000000840	1/18/2013	(1,986.60)
88900000	CAP Move-Settlement	UZ	2000000841	1/18/2013	1,070.58
88900000	CAP Move-Settlement	UZ	2000000843	1/18/2013	(1,274.04)
52000000	M&S Expense (O&M)	UZ	2000000844	1/19/2013	(42,450.57)
52554500	Lab Supplies	RE	5000005050	1/19/2013	40.19
53150000	Contr Svc-Other	UZ	2000000844	1/19/2013	2,971.34
72802100	CIAC Receipt Non-Services Clear	UZ	2000000844	1/19/2013	6,536.00
72803000	Salvage/Scrap Receipt Clearing	UZ	2000000844	1/19/2013	14,988.85
88107000	CAP Move-CWIP	UZ	2000000845	1/19/2013	39,904.98
88257100	CAP Move-RWIP	UZ	2000000845	1/19/2013	(15,414.60)
88271170	CAP Move-CIAC NT WIP	UZ	2000000845	1/19/2013	(6,536.00)
88900000	CAP Move-Settlement	UZ	2000000845	1/19/2013	(17,954.38)
52000000	M&S Expense (O&M)	WA	5000005052	1/20/2013	1,293.13
52000000	M&S Expense (O&M)	WA	5000005053	1/20/2013	4,579.49
52566000	Postage	SN	100003236	1/20/2013	(2,902.06)
52566000	Postage	KR	5000005051	1/20/2013	51,269.75
40111000	Res Sales Billed	ZA	9400001831	1/21/2013	(88,477.71)
40121000	Com Sales Billed	ZA	9400001831	1/21/2013	(100,258.34)
40131000	Ind Sales Billed	ZA	9400001831	1/21/2013	(155.91)
40145000	Priv Fire Billed	ZA	9400001831	1/21/2013	(13,888.59)
40151000	Publ Auth Billed	ZA	9400001831	1/21/2013	(3,200.83)
40310100	OthRev-Late Pymt Fee	ZA	9400001831	1/21/2013	929.71
40310400	OthRev-NSF Ck Chrg	ZA	9400001831	1/21/2013	(96.00)
40310500	OthRev-Appl/InitFee	ZA	9400001831	1/21/2013	(1,482.00)
40310700	OthRev-Reconnct Fee	ZA	9400001831	1/21/2013	(416.00)
50450000	Other Welfare	ZI	9000002827	1/21/2013	347.40
50452000	Emp Physical Exams	SN	100003294	1/21/2013	(25.07)
50457000	Training	ZI	9000002831	1/21/2013	567.86
51010000	Purchased Water	ZI	9000002765	1/21/2013	1,796.63
52000000	M&S Expense (O&M)	SN	100003156	1/21/2013	(1,036.76)
52000000	M&S Expense (O&M)	UZ	2000000847	1/21/2013	(5,872.62)
52000000	M&S Expense (O&M)	UZ	2000000848	1/21/2013	(437.43)
52000000	M&S Expense (O&M)	KR	5000005058	1/21/2013	1,379.36
52000000	M&S Expense (O&M)	KR	5000005059	1/21/2013	437.43
52000000	M&S Expense (O&M)	KR	5000005060	1/21/2013	432.27

Kentucky American Water Company  
Case No. 2012-00520  
Response to PSC DR1, Item 31

Account	Description	Doc Type	Document Number	Posting Date	Amount
52000000	M&S Expense (O&M)	KR	5000005061	1/21/2013	333.81
52000000	M&S Expense (O&M)	KR	5000005084	1/21/2013	12,959.51
52000000	M&S Expense (O&M)	KR	5000005086	1/21/2013	695.45
52000000	M&S Expense (O&M)	WA	5000005092	1/21/2013	3,788.81
52500000	Misc Expense (O&M)	UZ	2000000850	1/21/2013	(6,673.76)
52500000	Misc Expense (O&M)	KR	5000005060	1/21/2013	308.78
52500000	Misc Expense (O&M)	KR	5000005062	1/21/2013	231.80
52500000	Misc Expense (O&M)	WE	5000005069	1/21/2013	6,673.76
52500000	Misc Expense (O&M)	WE	5000005073	1/21/2013	117.69
52500000	Misc Expense (O&M)	WE	5000005075	1/21/2013	31.01
52532000	Electricity	ZN	5000005064	1/21/2013	590.49
52535000	Meals Deductible	ZI	9000002771	1/21/2013	10.98
52550000	Janitorial	RE	5000005066	1/21/2013	(0.01)
52554500	Lab Supplies	KR	5000005054	1/21/2013	515.39
52554500	Lab Supplies	WE	5000005090	1/21/2013	14.14
52554500	Lab Supplies	WE	5000005091	1/21/2013	139.45
52562000	Office Supplies	WE	5000005073	1/21/2013	18.55
52562000	Office Supplies	WE	5000005075	1/21/2013	260.26
52574000	Telephone	RE	5000005081	1/21/2013	(113.42)
53150000	Contr Svc-Other	UZ	2000000852	1/21/2013	(53,609.95)
53150000	Contr Svc-Other	KR	5000005055	1/21/2013	381.60
53150000	Contr Svc-Other	WE	5000005071	1/21/2013	53,611.00
53150000	Contr Svc-Other	RE	5000005077	1/21/2013	(1.05)
53150000	Contr Svc-Other	RE	5000005080	1/21/2013	(0.02)
54140000	Rents-Equip	KR	5000005085	1/21/2013	210.28
55000000	Transportation (O&M)	ZI	9000002825	1/21/2013	179.88
55010300	Trans Lease Maint	KR	5000005413	1/21/2013	10,489.96
57010000	Uncoll Accts Exp	ZA	9400001831	1/21/2013	2,371.21
88107000	CAP Move-CWIP	UZ	2000000846	1/21/2013	5,872.62
88107000	CAP Move-CWIP	UZ	2000000849	1/21/2013	437.43
88107000	CAP Move-CWIP	UZ	2000000851	1/21/2013	6,673.76
88107000	CAP Move-CWIP	UZ	2000000853	1/21/2013	53,609.95
88900000	CAP Move-Settlement	UZ	2000000846	1/21/2013	(5,872.62)
88900000	CAP Move-Settlement	UZ	2000000849	1/21/2013	(437.43)
88900000	CAP Move-Settlement	UZ	2000000851	1/21/2013	(6,673.76)
88900000	CAP Move-Settlement	UZ	2000000853	1/21/2013	(53,609.95)
40111000	Res Sales Billed	ZA	9400001833	1/22/2013	(209,244.43)
40121000	Com Sales Billed	ZA	9400001833	1/22/2013	(71,276.51)
40131000	Ind Sales Billed	ZA	9400001833	1/22/2013	(181.64)
40145000	Priv Fire Billed	ZA	9400001833	1/22/2013	(4,204.31)
40151000	Publ Auth Billed	ZA	9400001833	1/22/2013	(1,301.59)
40161000	Sls/Rsle Billed	ZA	9400001833	1/22/2013	(76.07)
40171000	Misc Sales Billed	DR	4000007022	1/22/2013	(3,000.00)
40211000	Dom WW Svc Billed	ZA	9400001833	1/22/2013	(1,652.66)
40221000	Com WW Svc Billed	ZA	9400001833	1/22/2013	(334.58)
40231000	Ind WW Svc Billed	ZA	9400001833	1/22/2013	(23.34)
40310100	OthRev-Late Pymt Fee	ZA	9400001833	1/22/2013	225.38
40310300	OthRev-CFO	DR	4000006903	1/22/2013	(257.00)
40310400	OthRev-NSF Ck Chrg	ZA	9400001833	1/22/2013	(12.00)
40310500	OthRev-Appl/InitFee	ZA	9400001833	1/22/2013	(6,968.00)
40310700	OthRev-Reconnct Fee	ZA	9400001833	1/22/2013	(728.00)
50550000	Group Insur Expense	DR	4000006922	1/22/2013	(11.00)
50550000	Group Insur Expense	DR	4000006928	1/22/2013	(11.00)

Kentucky American Water Company  
Case No. 2012-00520  
Response to PSC DR1, Item 31

Account	Description	Doc Type	Document Number	Posting Date	Amount
51010000	Purchased Water	KR	5000005098	1/22/2013	304.08
51510000	Purchased Power	ZN	5000005108	1/22/2013	149.85
52000000	M&S Expense (O&M)	UZ	2000000854	1/22/2013	(3,788.81)
52000000	M&S Expense (O&M)	UZ	2000000858	1/22/2013	(410.65)
52000000	M&S Expense (O&M)	UZ	2000000860	1/22/2013	40.00
52000000	M&S Expense (O&M)	KR	5000005097	1/22/2013	48.12
52000000	M&S Expense (O&M)	KR	5000005106	1/22/2013	410.65
52000000	M&S Expense (O&M)	WA	5000005110	1/22/2013	(40.00)
52000000	M&S Expense (O&M)	ZI	9000002772	1/22/2013	118.92
52000000	M&S Expense (O&M)	ZI	9000002776	1/22/2013	35.63
52000000	M&S Expense (O&M)	ZI	9000002780	1/22/2013	136.68
52000000	M&S Expense (O&M)	ZI	9000002809	1/22/2013	23.32
52000000	M&S Expense (O&M)	ZI	9000002823	1/22/2013	847.92
52000000	M&S Expense (O&M)	ZI	9000002824	1/22/2013	42.39
52503000	Advertising	KG	5000005104	1/22/2013	(530.00)
52532000	Electricity	ZN	5000005108	1/22/2013	513.43
52535000	Meals Deductible	ZI	9000002768	1/22/2013	77.26
52554500	Lab Supplies	RE	5000005094	1/22/2013	40.23
52554500	Lab Supplies	RE	5000005114	1/22/2013	29.63
52562000	Office Supplies	ZI	9000002787	1/22/2013	19.45
52562500	Overnight Shippng	UZ	2000000856	1/22/2013	(13.15)
52562500	Overnight Shippng	KR	5000005096	1/22/2013	66.67
52571100	Add'l Security Costs	KG	5000005101	1/22/2013	(1,008.75)
52574000	Telephone	UZ	2000000854	1/22/2013	113.42
52574100	Cell Phone	ZC	9400001832	1/22/2013	5,403.79
52578000	Trash Removal	ZI	9000002766	1/22/2013	375.00
52582000	Uniforms	ZI	9000002763	1/22/2013	296.09
52582000	Uniforms	ZI	9000002764	1/22/2013	39.28
52582000	Uniforms	ZI	9000002829	1/22/2013	111.30
52583000	Water & WW	KR	5000005099	1/22/2013	19.04
53150000	Contr Svc-Other	KP	5000005100	1/22/2013	(3,843.40)
53150000	Contr Svc-Other	RE	5000005115	1/22/2013	(123.00)
53150000	Contr Svc-Other	RE	5000005117	1/22/2013	(130.00)
53150000	Contr Svc-Other	RE	5000005118	1/22/2013	64.50
54140000	Rents-Equip	ZI	9000002826	1/22/2013	152.25
55000000	Transportation (O&M)	ZI	9000002828	1/22/2013	12.08
55000000	Transportation (O&M)	ZI	9000002830	1/22/2013	222.59
55010200	Trans Lease Fuel	UZ	2000000858	1/22/2013	(475.41)
55010200	Trans Lease Fuel	KR	5000005105	1/22/2013	475.41
57010000	Uncoll Accts Exp	ZA	9400001833	1/22/2013	(459.97)
62520700	Misc Main Pvg/Bckfill	UZ	2000000858	1/22/2013	(1,219.90)
62520700	Misc Main Pvg/Bckfill	WE	5000005102	1/22/2013	624.00
62520700	Misc Main Pvg/Bckfill	WE	5000005103	1/22/2013	595.90
72802100	CIAC Receipt Non-Services Clear DR		4000006879	1/22/2013	(3,268.00)
72802100	CIAC Receipt Non-Services Clear DR		4000007031	1/22/2013	(1,634.00)
72802100	CIAC Receipt Non-Services Clear DR		4000007041	1/22/2013	(817.00)
72802100	CIAC Receipt Non-Services Clear DR		4000007048	1/22/2013	(23,000.00)
88107000	CAP Move-CWIP	UZ	2000000855	1/22/2013	3,409.92
88107000	CAP Move-CWIP	UZ	2000000857	1/22/2013	13.15
88107000	CAP Move-CWIP	UZ	2000000859	1/22/2013	1,840.11
88107000	CAP Move-CWIP	UZ	2000000861	1/22/2013	(32.00)
88257100	CAP Move-RWIP	UZ	2000000855	1/22/2013	265.47
88257100	CAP Move-RWIP	UZ	2000000859	1/22/2013	265.85

Kentucky American Water Company  
Case No. 2012-00520  
Response to PSC DR1, Item 31

Account	Description	Doc Type	Document Number	Posting Date	Amount
88257100	CAP Move-RWIP	UZ	2000000861	1/22/2013	(8.00)
88900000	CAP Move-Settlement	UZ	2000000855	1/22/2013	(3,675.39)
88900000	CAP Move-Settlement	UZ	2000000857	1/22/2013	(13.15)
88900000	CAP Move-Settlement	UZ	2000000859	1/22/2013	(2,105.96)
88900000	CAP Move-Settlement	UZ	2000000861	1/22/2013	40.00
40111000	Res Sales Billed	ZA	9400001857	1/23/2013	(346,500.62)
40121000	Com Sales Billed	ZA	9400001857	1/23/2013	(185,778.09)
40131000	Ind Sales Billed	ZA	9400001857	1/23/2013	(667.08)
40145000	Priv Fire Billed	ZA	9400001857	1/23/2013	(11,862.45)
40151000	Publ Auth Billed	ZA	9400001857	1/23/2013	(5,519.51)
40171000	Misc Sales Billed	DR	4000007055	1/23/2013	(3,000.00)
40211000	Dom WW Svc Billed	ZA	9400001857	1/23/2013	(21.88)
40310100	OthRev-Late Pymt Fee	ZA	9400001857	1/23/2013	(2,212.26)
40310400	OthRev-NSF Ck Chrg	ZA	9400001857	1/23/2013	(36.00)
40310500	OthRev-Appl/InitFee	ZA	9400001857	1/23/2013	(4,368.00)
40310700	OthRev-Reconnct Fee	ZA	9400001857	1/23/2013	(1,690.00)
50109900	Labor Cap Credits	UZ	2000000877	1/23/2013	(76,564.44)
50109900	Labor Cap Credits	UZ	2000000878	1/23/2013	(6,436.07)
50119900	LaborNSOT CapCredits	UZ	2000000877	1/23/2013	(8,393.99)
50119900	LaborNSOT CapCredits	UZ	2000000878	1/23/2013	(301.58)
50421100	401k Exp Cap Credits	UZ	2000000877	1/23/2013	(1,582.50)
50421100	401k Exp Cap Credits	UZ	2000000878	1/23/2013	(523.37)
50422100	DCP Exp Cap Credits	UZ	2000000877	1/23/2013	(1,753.73)
50422100	DCP Exp Cap Credits	UZ	2000000878	1/23/2013	(196.64)
50550000	Group Insur Expense	DR	4000006966	1/23/2013	(11.00)
50550100	Group Ins Cap Creds	UZ	2000000877	1/23/2013	(14,805.91)
50550100	Group Ins Cap Creds	UZ	2000000878	1/23/2013	(1,358.23)
51010000	Purchased Water	KG	5000005138	1/23/2013	(8,006.35)
51010000	Purchased Water	KR	5000005169	1/23/2013	62.17
51510000	Purchased Power	ZN	5000005162	1/23/2013	3,789.13
51800000	Chemicals	SN	100003186	1/23/2013	(869.34)
52000000	M&S Expense (O&M)	UZ	2000000868	1/23/2013	(5,094.88)
52000000	M&S Expense (O&M)	KR	5000005125	1/23/2013	5,094.88
52000000	M&S Expense (O&M)	ZF	5000005175	1/23/2013	(7,971.20)
52000000	M&S Expense (O&M)	ZI	9000002767	1/23/2013	45.60
52000000	M&S Expense (O&M)	ZI	9000002775	1/23/2013	48.50
52000000	M&S Expense (O&M)	ZI	9000002777	1/23/2013	24.12
52000000	M&S Expense (O&M)	ZI	9000002784	1/23/2013	19.06
52000000	M&S Expense (O&M)	ZI	9000002794	1/23/2013	50.88
52000000	M&S Expense (O&M)	ZI	9000002799	1/23/2013	466.87
52000000	M&S Expense (O&M)	ZI	9000002808	1/23/2013	388.08
52000000	M&S Expense (O&M)	ZI	9000002811	1/23/2013	143.05
52000000	M&S Expense (O&M)	ZI	9000002812	1/23/2013	118.70
52000000	M&S Expense (O&M)	ZI	9000002813	1/23/2013	(137.79)
52000000	M&S Expense (O&M)	ZI	9000002821	1/23/2013	842.68
52500000	Misc Expense (O&M)	SA	100003287	1/23/2013	96.16
52500000	Misc Expense (O&M)	WE	5000005122	1/23/2013	269.26
52500000	Misc Expense (O&M)	WE	5000005147	1/23/2013	797.59
52500000	Misc Expense (O&M)	ZI	9000002796	1/23/2013	471.77
52500000	Misc Expense (O&M)	ZI	9000002797	1/23/2013	125.43
52500000	Misc Expense (O&M)	ZI	9000002798	1/23/2013	163.17
52500000	Misc Expense (O&M)	ZI	9000002800	1/23/2013	10.57
52500000	Misc Expense (O&M)	ZI	9000002810	1/23/2013	79.30

## Kentucky American Water Company

Case No. 2012-00520

Response to PSC DR1, Item 31

Account	Description	Doc Type	Document Number	Posting Date	Amount
52532000	Electricity	ZN	5000005162	1/23/2013	204.33
52534000	Employee Expenses	ZI	9000002816	1/23/2013	586.15
52534200	Conferences & Reg	ZI	9000002791	1/23/2013	766.00
52535000	Meals Deductible	ZI	9000002773	1/23/2013	9.12
52535000	Meals Deductible	ZI	9000002774	1/23/2013	14.20
52535000	Meals Deductible	ZI	9000002778	1/23/2013	59.64
52535000	Meals Deductible	ZI	9000002779	1/23/2013	28.90
52535000	Meals Deductible	ZI	9000002783	1/23/2013	39.53
52535000	Meals Deductible	ZI	9000002786	1/23/2013	46.73
52535000	Meals Deductible	ZI	9000002795	1/23/2013	24.49
52535000	Meals Deductible	ZI	9000002801	1/23/2013	56.98
52535000	Meals Deductible	ZI	9000002802	1/23/2013	41.08
52535000	Meals Deductible	ZI	9000002803	1/23/2013	39.89
52535000	Meals Deductible	ZI	9000002804	1/23/2013	6.85
52535000	Meals Deductible	ZI	9000002805	1/23/2013	91.00
52535000	Meals Deductible	ZI	9000002806	1/23/2013	82.20
52535000	Meals Deductible	ZI	9000002817	1/23/2013	15.46
52535000	Meals Deductible	ZI	9000002818	1/23/2013	7.56
52535000	Meals Deductible	ZI	9000002819	1/23/2013	84.66
52535000	Meals Deductible	ZI	9000002820	1/23/2013	230.63
52542000	Forms	KR	5000005140	1/23/2013	294.67
52546000	Grounds Keeping	KR	5000005170	1/23/2013	3,423.80
52550000	Janitorial	ZI	9000002790	1/23/2013	4.27
52550000	Janitorial	ZI	9000002792	1/23/2013	8.54
52550000	Janitorial	ZI	9000002807	1/23/2013	58.54
52550000	Janitorial	ZI	9000002815	1/23/2013	34.98
52554500	Lab Supplies	ZI	9000002785	1/23/2013	281.40
52562000	Office Supplies	WE	5000005122	1/23/2013	90.03
52562000	Office Supplies	RE	5000005177	1/23/2013	(88.41)
52562000	Office Supplies	ZI	9000002814	1/23/2013	285.04
52562000	Office Supplies	ZI	9000002822	1/23/2013	135.92
52562500	Overnight Shippng	KR	5000005123	1/23/2013	41.85
52574100	Cell Phone	ZI	9000002781	1/23/2013	31.79
52582000	Uniforms	ZI	9000002788	1/23/2013	70.19
52582000	Uniforms	ZI	9000002789	1/23/2013	60.98
52582000	Uniforms	ZI	9000002790	1/23/2013	55.66
52582000	Uniforms	ZI	9000002792	1/23/2013	28.10
52583000	Water & WW	KR	5000005163	1/23/2013	675.83
53110000	Contr Svc-Eng	SN	100003186	1/23/2013	(4,549.50)
53110000	Contr Svc-Eng	KR	5000005160	1/23/2013	80,374.50
53150000	Contr Svc-Other	SN	100003186	1/23/2013	(710.96)
53150000	Contr Svc-Other	UZ	2000000862	1/23/2013	1,636.30
53150000	Contr Svc-Other	UZ	2000000868	1/23/2013	(8,643.00)
53150000	Contr Svc-Other	UZ	2000000874	1/23/2013	5,200.00
53150000	Contr Svc-Other	KR	5000005124	1/23/2013	2,131.76
53150000	Contr Svc-Other	WE	5000005127	1/23/2013	8,643.00
53150000	Contr Svc-Other	WE	5000005130	1/23/2013	41.40
53150000	Contr Svc-Other	KR	5000005131	1/23/2013	31.02
53150000	Contr Svc-Other	KR	5000005132	1/23/2013	2,688.49
53150000	Contr Svc-Other	KR	5000005133	1/23/2013	74.52
53150000	Contr Svc-Other	KR	5000005134	1/23/2013	2,592.02
53150000	Contr Svc-Other	KP	5000005151	1/23/2013	(1,300.00)
53150000	Contr Svc-Other	KP	5000005152	1/23/2013	(1,300.00)

## Kentucky American Water Company

Case No. 2012-00520

Response to PSC DR1, Item 31

Account	Description	Doc Type	Document Number	Posting Date	Amount
53150000	Contr Svc-Other	KP	5000005153	1/23/2013	(1,300.00)
53150000	Contr Svc-Other	KP	5000005154	1/23/2013	(1,300.00)
53150000	Contr Svc-Other	KR	5000005164	1/23/2013	432.16
53150000	Contr Svc-Other	KR	5000005165	1/23/2013	368.46
53150000	Contr Svc-Other	KR	5000005166	1/23/2013	368.46
53150000	Contr Svc-Other	KR	5000005167	1/23/2013	446.79
53150000	Contr Svc-Other	KR	5000005168	1/23/2013	12,560.26
53150000	Contr Svc-Other	KR	5000005171	1/23/2013	946.05
53150000	Contr Svc-Other	ZI	9000002793	1/23/2013	568.00
57010000	Uncoll Accts Exp	ZA	9400001857	1/23/2013	(259.05)
62520700	Misc Main Pvg/Bckfill	UZ	2000000868	1/23/2013	(1,456.00)
62520700	Misc Main Pvg/Bckfill	WE	5000005128	1/23/2013	1,456.00
68533100	FICA Cap Credits	UZ	2000000877	1/23/2013	(6,375.51)
68533100	FICA Cap Credits	UZ	2000000878	1/23/2013	(386.81)
68535100	SUTA Cap Credits	UZ	2000000877	1/23/2013	(284.52)
68535100	SUTA Cap Credits	UZ	2000000878	1/23/2013	(1,522.01)
72802100	CIAC Receipt Non-Services Clear	UZ	2000000862	1/23/2013	3,268.00
72802100	CIAC Receipt Non-Services Clear	DR	4000007052	1/23/2013	(817.00)
88101000	CAP Move-UP	UP	2000000866	1/23/2013	148,914.62
88101000	CAP Move-UP	UP	2000000867	1/23/2013	376,616.38
88106000	CAP Move-CCNC	UP	2000000866	1/23/2013	(290,033.30)
88106000	CAP Move-CCNC	UP	2000000867	1/23/2013	(205,200.23)
88106000	CAP Move-CCNC	UN	2000000882	1/23/2013	59,240.16
88107000	CAP Move-CWIP	UZ	2000000863	1/23/2013	(1,611.80)
88107000	CAP Move-CWIP	UZ	2000000864	1/23/2013	10,099.00
88107000	CAP Move-CWIP	UP	2000000866	1/23/2013	(208,189.04)
88107000	CAP Move-CWIP	UP	2000000867	1/23/2013	177,891.57
88107000	CAP Move-CWIP	UZ	2000000875	1/23/2013	(4,225.00)
88107000	CAP Move-CWIP	UZ	2000000876	1/23/2013	101,750.67
88107000	CAP Move-CWIP	UZ	2000000879	1/23/2013	15,045.05
88107000	CAP Move-CWIP	UN	2000000882	1/23/2013	(59,240.16)
88257000	CAP Move-COR	UC	2000000865	1/23/2013	19,700.38
88257100	CAP Move-RWIP	UZ	2000000863	1/23/2013	(24.50)
88257100	CAP Move-RWIP	UZ	2000000864	1/23/2013	5,094.88
88257100	CAP Move-RWIP	UC	2000000865	1/23/2013	(19,700.38)
88257100	CAP Move-RWIP	UZ	2000000875	1/23/2013	(975.00)
88257100	CAP Move-RWIP	UZ	2000000876	1/23/2013	1,207.97
88257100	CAP Move-RWIP	UZ	2000000879	1/23/2013	2,481.62
88271100	CAP Move-CIAC NT	UN	2000000882	1/23/2013	(71,714.18)
88271170	CAP Move-CIAC NT WIP	UZ	2000000863	1/23/2013	(3,268.00)
88271170	CAP Move-CIAC NT WIP	UN	2000000882	1/23/2013	71,714.18
88271200	CAP Move-CIAC Tax	UN	2000000882	1/23/2013	(867.00)
88271270	CAP Move-CIAC Tx WIP	UN	2000000882	1/23/2013	867.00
88900000	CAP Move-Settlement	UZ	2000000863	1/23/2013	4,904.30
88900000	CAP Move-Settlement	UZ	2000000864	1/23/2013	(15,193.88)
88900000	CAP Move-Settlement	UZ	2000000875	1/23/2013	5,200.00
88900000	CAP Move-Settlement	UZ	2000000876	1/23/2013	(60,727.72)
88900000	CAP Move-Settlement	UZ	2000000879	1/23/2013	(59,757.59)
40111000	Res Sales Billed	ZA	9400001859	1/24/2013	(1,175.31)
40121000	Com Sales Billed	ZA	9400001859	1/24/2013	(391.82)
40151000	Publ Auth Billed	ZA	9400001859	1/24/2013	49.06
40310100	OthRev-Late Pymt Fee	ZA	9400001859	1/24/2013	(988.65)
40310400	OthRev-NSF Ck Chrg	ZA	9400001859	1/24/2013	(48.00)

## Kentucky American Water Company

Case No. 2012-00520

Response to PSC DR1, Item 31

Account	Description	Doc Type	Document Number	Posting Date	Amount
40310500	OthRev-Appl/InitFee	ZA	9400001859	1/24/2013	(442.00)
40310700	OthRev-Reconnct Fee	ZA	9400001859	1/24/2013	(78.00)
51010000	Purchased Water	KR	5000005197	1/24/2013	12,627.81
51510000	Purchased Power	ZN	5000005198	1/24/2013	3,270.86
52000000	M&S Expense (O&M)	KR	5000005199	1/24/2013	977.53
52500000	Misc Expense (O&M)	SA	100003182	1/24/2013	102.25
52500000	Misc Expense (O&M)	UZ	2000000880	1/24/2013	(13,244.70)
52500000	Misc Expense (O&M)	KP	5000005196	1/24/2013	13,244.70
52500000	Misc Expense (O&M)	WE	5000005216	1/24/2013	123.71
52514700	Community Partnrshps	ZF	5000005212	1/24/2013	15,000.00
52514905	Cust Edu Comm-Printd	KR	5000005203	1/24/2013	2,379.70
52520000	Collection Agencies	KR	5000005202	1/24/2013	172.02
52520000	Collection Agencies	KR	5000005208	1/24/2013	1,331.96
52532000	Electricity	ZN	5000005198	1/24/2013	78.20
52554500	Lab Supplies	WE	5000005179	1/24/2013	1,214.76
52554500	Lab Supplies	WE	5000005223	1/24/2013	692.70
52554500	Lab Supplies	WE	5000005224	1/24/2013	103.13
52554500	Lab Supplies	RE	5000005226	1/24/2013	12.38
52562000	Office Supplies	RE	5000005228	1/24/2013	0.01
52574000	Telephone	UZ	2000000880	1/24/2013	(1,984.50)
52574000	Telephone	WE	5000005191	1/24/2013	1,984.50
52574000	Telephone	ZC	9400001858	1/24/2013	22.80
53150000	Contr Svc-Other	UZ	2000000883	1/24/2013	10,579.00
53150000	Contr Svc-Other	WE	5000005181	1/24/2013	1,744.53
53150000	Contr Svc-Other	WE	5000005182	1/24/2013	2,871.70
53150000	Contr Svc-Other	WE	5000005183	1/24/2013	3,011.99
53150000	Contr Svc-Other	WE	5000005184	1/24/2013	1,940.98
53150000	Contr Svc-Other	WE	5000005185	1/24/2013	4,142.35
53150000	Contr Svc-Other	WE	5000005186	1/24/2013	3,460.69
53150000	Contr Svc-Other	WE	5000005187	1/24/2013	2,279.51
53150000	Contr Svc-Other	KR	5000005200	1/24/2013	1,060.00
53150000	Contr Svc-Other	RE	5000005204	1/24/2013	(10,199.00)
53150000	Contr Svc-Other	KP	5000005206	1/24/2013	(630.00)
53150000	Contr Svc-Other	WE	5000005214	1/24/2013	250.00
53155000	Contr Svc-Legal	SN	100003217	1/24/2013	(549.27)
53155000	Contr Svc-Legal	SN	100003251	1/24/2013	(1,940.74)
53155000	Contr Svc-Legal	UZ	2000000883	1/24/2013	(37,637.70)
53155000	Contr Svc-Legal	KR	5000005217	1/24/2013	27,933.92
53155000	Contr Svc-Legal	KR	5000005218	1/24/2013	5,939.03
53155000	Contr Svc-Legal	KR	5000005219	1/24/2013	9,703.78
53155000	Contr Svc-Legal	KR	5000005220	1/24/2013	413.40
53155000	Contr Svc-Legal	KR	5000005221	1/24/2013	7,374.23
53155000	Contr Svc-Legal	KR	5000005222	1/24/2013	5,024.93
57010000	Uncoll Accts Exp	ZA	9400001859	1/24/2013	(243.16)
62520700	Misc Main Pvg/Bckfill	UZ	2000000880	1/24/2013	0.02
72802100	CIAC Receipt Non-Services Clear	UZ	2000000885	1/24/2013	26,268.00
72802100	CIAC Receipt Non-Services Clear	DR	4000007076	1/24/2013	(8,987.00)
72803000	Salvage/Scrap Receipt Clearing	DR	4000007086	1/24/2013	(11,519.55)
88107000	CAP Move-CWIP	UZ	2000000881	1/24/2013	13,904.71
88107000	CAP Move-CWIP	UZ	2000000884	1/24/2013	26,815.00
88257100	CAP Move-RWIP	UZ	2000000881	1/24/2013	1,324.47
88257100	CAP Move-RWIP	UZ	2000000884	1/24/2013	243.70
88271170	CAP Move-CIAC NT WIP	UZ	2000000886	1/24/2013	(26,268.00)

Kentucky American Water Company  
Case No. 2012-00520  
Response to PSC DR1, Item 31

Account	Description	Doc Type	Document Number	Posting Date	Amount
88900000	CAP Move-Settlement	UZ	2000000881	1/24/2013	(15,229.18)
88900000	CAP Move-Settlement	UZ	2000000884	1/24/2013	(27,058.70)
88900000	CAP Move-Settlement	UZ	2000000886	1/24/2013	26,268.00
40111000	Res Sales Billed	ZA	9400001860	1/25/2013	(128,325.84)
40121000	Com Sales Billed	ZA	9400001860	1/25/2013	(61,849.16)
40131000	Ind Sales Billed	ZA	9400001860	1/25/2013	(2,585.46)
40145000	Priv Fire Billed	ZA	9400001860	1/25/2013	(4,204.64)
40151000	Publ Auth Billed	ZA	9400001860	1/25/2013	(12,636.85)
40221000	Com WW Svc Billed	ZA	9400001860	1/25/2013	(12.09)
40310100	OthRev-Late Pymt Fee	ZA	9400001860	1/25/2013	(2,165.34)
40310400	OthRev-NSF Ck Chrg	ZA	9400001860	1/25/2013	(144.00)
40310500	OthRev-Appl/InitFee	ZA	9400001860	1/25/2013	(1,352.00)
40310700	OthRev-Reconnct Fee	ZA	9400001860	1/25/2013	(390.00)
50100000	Labor Expense	PA	7000000250	1/25/2013	263,362.19
50110000	Labor NS OT -Natural	PA	7000000250	1/25/2013	36,028.98
50120000	Labor OT - Natural	PA	7000000250	1/25/2013	4.48
50421000	401k Expense	PA	7000000250	1/25/2013	5,780.61
50422000	DCP Expense	PA	7000000250	1/25/2013	6,674.41
50450000	Other Welfare	PA	7000000250	1/25/2013	20.00
50451000	Employee Awards	KR	5000005234	1/25/2013	910.68
50452000	Emp Physical Exams	KR	5000005231	1/25/2013	133.90
50510100	PBOP Cap Credits	UZ	2000000887	1/25/2013	(11,874.66)
50550000	Group Insur Expense	PA	7000000250	1/25/2013	57,054.30
50610100	Pension Cap Credits	UZ	2000000887	1/25/2013	(17,119.63)
51510000	Purchased Power	ZN	5000005242	1/25/2013	1,550.40
52000000	M&S Expense (O&M)	UZ	2000000892	1/25/2013	(39,472.53)
52000000	M&S Expense (O&M)	KR	5000005245	1/25/2013	379.79
52000000	M&S Expense (O&M)	KR	5000005253	1/25/2013	39,472.53
52000000	M&S Expense (O&M)	ZI	9000002847	1/25/2013	240.00
52500000	Misc Expense (O&M)	ZI	9000002833	1/25/2013	117.48
52514500	Charitb Don-H/Ed/En	ZF	5000005209	1/25/2013	2,000.00
52514500	Charitb Don-H/Ed/En	ZF	5000005213	1/25/2013	1,000.00
52514500	Charitb Don-H/Ed/En	ZF	5000005215	1/25/2013	500.00
52514700	Community Partnrshps	ZF	5000005211	1/25/2013	750.00
52532000	Electricity	ZN	5000005242	1/25/2013	202.32
52535000	Meals Deductible	ZI	9000002834	1/25/2013	4.97
52535000	Meals Deductible	ZI	9000002837	1/25/2013	21.20
52554500	Lab Supplies	WE	5000005241	1/25/2013	73.49
52554500	Lab Supplies	RE	5000005252	1/25/2013	59.26
52586000	PO Small Differences	RE	5000005255	1/25/2013	(49.43)
53150000	Contr Svc-Other	UZ	2000000887	1/25/2013	(76,715.00)
53150000	Contr Svc-Other	WE	5000005232	1/25/2013	3,813.00
53150000	Contr Svc-Other	WE	5000005233	1/25/2013	397.12
53150000	Contr Svc-Other	WE	5000005235	1/25/2013	76,715.00
53150000	Contr Svc-Other	KR	5000005244	1/25/2013	492.45
53150000	Contr Svc-Other	ZI	9000002832	1/25/2013	160.60
53150000	Contr Svc-Other	ZI	9000002846	1/25/2013	104.10
55000000	Transportation (O&M)	PA	7000000250	1/25/2013	(138.68)
55000100	Trans Cap Credits	UZ	2000000887	1/25/2013	(6,556.29)
55010500	Trans Reimb EE Prsnl	PA	7000000250	1/25/2013	90.69
55720100	Ins W/C Cap Credits	UZ	2000000887	1/25/2013	(2,283.21)
57010000	Uncoll Accts Exp	ZA	9400001860	1/25/2013	(213.69)
68533000	FICA	PA	7000000250	1/25/2013	21,930.87



Kentucky American Water Company  
Case No. 2012-00520  
Response to PSC DR1, Item 31

Account	Description	Doc Type	Document Number	Posting Date	Amount
68535000	SUTA	PA	7000000250	1/25/2013	5,745.38
72802100	CIAC Receipt Non-Services Clear	UZ	2000000889	1/25/2013	8,987.00
72803000	Salvage/Scrap Receipt Clearing	UZ	2000000889	1/25/2013	11,519.55
88107000	CAP Move-CWIP	UZ	2000000888	1/25/2013	113,399.92
88107000	CAP Move-CWIP	UZ	2000000891	1/25/2013	39,472.53
88257100	CAP Move-RWIP	UZ	2000000888	1/25/2013	1,148.87
88257100	CAP Move-RWIP	UZ	2000000890	1/25/2013	(11,519.55)
88271170	CAP Move-CIAC NT WIP	UZ	2000000890	1/25/2013	(8,987.00)
88900000	CAP Move-Settlement	UZ	2000000888	1/25/2013	(114,548.79)
88900000	CAP Move-Settlement	UZ	2000000890	1/25/2013	20,506.55
88900000	CAP Move-Settlement	UZ	2000000891	1/25/2013	(39,472.53)
50550000	Group Insur Expense	DR	4000007142	1/26/2013	(11.00)
52000000	M&S Expense (O&M)	UZ	2000000894	1/27/2013	(44.82)
52000000	M&S Expense (O&M)	UZ	2000000896	1/27/2013	(7,629.22)
52000000	M&S Expense (O&M)	WA	5000005261	1/27/2013	44.82
52000000	M&S Expense (O&M)	WA	5000005262	1/27/2013	827.18
52000000	M&S Expense (O&M)	WA	5000005263	1/27/2013	5,349.12
52000000	M&S Expense (O&M)	WA	5000005264	1/27/2013	1,452.92
88107000	CAP Move-CWIP	UZ	2000000893	1/27/2013	40.34
88107000	CAP Move-CWIP	UZ	2000000895	1/27/2013	7,629.22
88257100	CAP Move-RWIP	UZ	2000000893	1/27/2013	4.48
88900000	CAP Move-Settlement	UZ	2000000893	1/27/2013	(44.82)
88900000	CAP Move-Settlement	UZ	2000000895	1/27/2013	(7,629.22)
40111000	Res Sales Billed	ZA	9400001897	1/28/2013	(180,523.71)
40121000	Com Sales Billed	ZA	9400001897	1/28/2013	(21,511.57)
40145000	Priv Fire Billed	ZA	9400001897	1/28/2013	(2,779.71)
40151000	Publ Auth Billed	ZA	9400001897	1/28/2013	(3,070.06)
40310100	OthRev-Late Pymt Fee	ZA	9400001897	1/28/2013	3,691.16
40310400	OthRev-NSF Ck Chrg	ZA	9400001897	1/28/2013	(72.00)
40310500	OthRev-Appl/InitFee	ZA	9400001897	1/28/2013	(1,612.00)
40310700	OthRev-Reconnct Fee	ZA	9400001897	1/28/2013	(416.00)
50100000	Labor Expense	SA	100003231	1/28/2013	(344.28)
50421000	401k Expense	SA	100003231	1/28/2013	(1.72)
50450000	Other Welfare	SA	100003227	1/28/2013	1,050.00
50510000	PBOP Expense	SA	100003231	1/28/2013	(28.66)
50550000	Group Insur Expense	SA	100003231	1/28/2013	(35.48)
50610000	Pension Expense	SA	100003231	1/28/2013	(41.34)
51510000	Purchased Power	ZN	5000005286	1/28/2013	286.86
52000000	M&S Expense (O&M)	UZ	2000000906	1/28/2013	(145,829.14)
52000000	M&S Expense (O&M)	UZ	2000000910	1/28/2013	(19,057.68)
52000000	M&S Expense (O&M)	UZ	2000000915	1/28/2013	(994.05)
52000000	M&S Expense (O&M)	UZ	2000000917	1/28/2013	(681.75)
52000000	M&S Expense (O&M)	WA	5000005270	1/28/2013	25.38
52000000	M&S Expense (O&M)	KR	5000005271	1/28/2013	4,079.73
52000000	M&S Expense (O&M)	KG	5000005272	1/28/2013	(674.32)
52000000	M&S Expense (O&M)	KR	5000005275	1/28/2013	72,878.80
52000000	M&S Expense (O&M)	KR	5000005276	1/28/2013	72,659.96
52000000	M&S Expense (O&M)	KR	5000005277	1/28/2013	265.00
52000000	M&S Expense (O&M)	WA	5000005293	1/28/2013	19,057.68
52000000	M&S Expense (O&M)	WA	5000005299	1/28/2013	347.34
52000000	M&S Expense (O&M)	WA	5000005300	1/28/2013	646.71
52000000	M&S Expense (O&M)	WA	5000005301	1/28/2013	(994.08)
52000000	M&S Expense (O&M)	KR	5000005305	1/28/2013	123.49

Kentucky American Water Company  
Case No. 2012-00520  
Response to PSC DR1, Item 31

Account	Description	Doc Type	Document Number	Posting Date	Amount
52000000	M&S Expense (O&M)	KR	5000005306	1/28/2013	75.53
52000000	M&S Expense (O&M)	KR	5000005307	1/28/2013	558.26
52000000	M&S Expense (O&M)	KR	5000005314	1/28/2013	568.16
52500000	Misc Expense (O&M)	UZ	2000000908	1/28/2013	(13,678.30)
52500000	Misc Expense (O&M)	UZ	2000000915	1/28/2013	2,948.04
52500000	Misc Expense (O&M)	RE	5000005281	1/28/2013	18,484.19
52500000	Misc Expense (O&M)	KR	5000005308	1/28/2013	122.45
52500000	Misc Expense (O&M)	KR	5000005309	1/28/2013	169.39
52500000	Misc Expense (O&M)	KR	5000005310	1/28/2013	498.89
52500000	Misc Expense (O&M)	KR	5000005312	1/28/2013	676.55
52500000	Misc Expense (O&M)	KR	5000005313	1/28/2013	69.45
52532000	Electricity	ZN	5000005286	1/28/2013	557.76
52562500	Overnight Shippng	KR	5000005266	1/28/2013	470.17
52562500	Overnight Shippng	KR	5000005267	1/28/2013	113.89
52571100	Add'l Security Costs	KR	5000005311	1/28/2013	1,008.75
52585000	Discounts Available	ZP	3000010668	1/28/2013	(7.09)
53150000	Contr Svc-Other	UZ	2000000910	1/28/2013	(52,266.50)
53150000	Contr Svc-Other	UZ	2000000912	1/28/2013	606.96
53150000	Contr Svc-Other	KR	5000005268	1/28/2013	61.48
53150000	Contr Svc-Other	KR	5000005269	1/28/2013	8,628.41
53150000	Contr Svc-Other	WE	5000005294	1/28/2013	52,137.50
53150000	Contr Svc-Other	WE	5000005295	1/28/2013	129.00
53150000	Contr Svc-Other	KR	5000005302	1/28/2013	40.28
53155000	Contr Svc-Legal	UZ	2000000908	1/28/2013	549.27
55000000	Transportation (O&M)	SA	100003231	1/28/2013	(20.86)
55720000	Ins Work Comp	SA	100003231	1/28/2013	(5.53)
57010000	Uncoll Accts Exp	ZA	9400001897	1/28/2013	1,687.71
68533000	FICA	SA	100003231	1/28/2013	(24.50)
72801300	Adv Refund Non-Services Cleari	UZ	2000000912	1/28/2013	(4,401.30)
72801300	Adv Refund Non-Services Cleari	ZF	5000005291	1/28/2013	4,401.30
72802000	CIAC Receipt Services Clearing	SA	100003228	1/28/2013	868.00
72802100	CIAC Receipt Non-Services Clear	SA	100003228	1/28/2013	(868.00)
88101000	CAP Move-UP	UP	2000000904	1/28/2013	23,544.48
88106000	CAP Move-CCNC	UN	2000000897	1/28/2013	(15,363.12)
88106000	CAP Move-CCNC	UP	2000000904	1/28/2013	(23,544.48)
88107000	CAP Move-CWIP	UN	2000000897	1/28/2013	15,363.12
88107000	CAP Move-CWIP	UZ	2000000907	1/28/2013	145,829.14
88107000	CAP Move-CWIP	UZ	2000000909	1/28/2013	13,129.03
88107000	CAP Move-CWIP	UZ	2000000911	1/28/2013	71,324.18
88107000	CAP Move-CWIP	UZ	2000000913	1/28/2013	(606.96)
88107000	CAP Move-CWIP	UZ	2000000914	1/28/2013	(1,659.19)
88107000	CAP Move-CWIP	UZ	2000000916	1/28/2013	669.40
88108020	CAP Move-UP A/D Salv	US	2000000905	1/28/2013	(14,700.00)
88252170	CAP Move-ADV NT WIP	UZ	2000000913	1/28/2013	4,401.30
88257000	CAP Move-COR	UC	2000000903	1/28/2013	2,214.76
88257100	CAP Move-RWIP	UC	2000000903	1/28/2013	(2,214.76)
88257100	CAP Move-RWIP	US	2000000905	1/28/2013	14,700.00
88257100	CAP Move-RWIP	UZ	2000000914	1/28/2013	(294.80)
88257100	CAP Move-RWIP	UZ	2000000916	1/28/2013	12.35
88271100	CAP Move-CIAC NT	UN	2000000897	1/28/2013	(6,536.00)
88271170	CAP Move-CIAC NT WIP	UN	2000000897	1/28/2013	6,536.00
88900000	CAP Move-Settlement	UZ	2000000907	1/28/2013	(145,829.14)
88900000	CAP Move-Settlement	UZ	2000000909	1/28/2013	(13,129.03)

Kentucky American Water Company  
Case No. 2012-00520  
Response to PSC DR1, Item 31

Account	Description	Doc Type	Document Number	Posting Date	Amount
88900000	CAP Move-Settlement	UZ	2000000911	1/28/2013	(71,324.18)
88900000	CAP Move-Settlement	UZ	2000000913	1/28/2013	(3,794.34)
88900000	CAP Move-Settlement	UZ	2000000914	1/28/2013	1,953.99
88900000	CAP Move-Settlement	UZ	2000000916	1/28/2013	(681.75)
40111000	Res Sales Billed	ZA	9400001898	1/29/2013	(156,098.50)
40121000	Com Sales Billed	ZA	9400001898	1/29/2013	(24,468.34)
40145000	Priv Fire Billed	ZA	9400001898	1/29/2013	(4,081.22)
40151000	Publ Auth Billed	ZA	9400001898	1/29/2013	(480.39)
40211000	Dom WW Svc Billed	ZA	9400001898	1/29/2013	(17.27)
40310100	OthRev-Late Pymt Fee	ZA	9400001898	1/29/2013	(44.26)
40310400	OthRev-NSF Ck Chrg	ZA	9400001898	1/29/2013	(132.00)
40310500	OthRev-Appl/InitFee	ZA	9400001898	1/29/2013	(962.00)
40310700	OthRev-Reconnct Fee	ZA	9400001898	1/29/2013	(416.00)
50109900	Labor Cap Credits	UZ	2000000920	1/29/2013	344.28
50421100	401k Exp Cap Credits	UZ	2000000920	1/29/2013	1.72
50510100	PBOP Cap Credits	UZ	2000000920	1/29/2013	28.66
50550100	Group Ins Cap Credts	UZ	2000000920	1/29/2013	35.48
50610100	Pension Cap Credits	UZ	2000000920	1/29/2013	41.34
51110000	Waste Disposal	WA	5000005329	1/29/2013	5.98
51110000	Waste Disposal	WA	5000005339	1/29/2013	4,172.47
51510000	Purchased Power	DR	4000007255	1/29/2013	(414.66)
51510000	Purchased Power	ZN	5000005325	1/29/2013	864.04
51800000	Chemicals	SN	100003282	1/29/2013	1,637.50
51800000	Chemicals	WA	5000005317	1/29/2013	1,311.16
51800000	Chemicals	WA	5000005328	1/29/2013	19,183.01
51800000	Chemicals	WA	5000005337	1/29/2013	23,248.40
52000000	M&S Expense (O&M)	SN	100003282	1/29/2013	(1,085.64)
52000000	M&S Expense (O&M)	UZ	2000000920	1/29/2013	(4,661.51)
52000000	M&S Expense (O&M)	UZ	2000000923	1/29/2013	(81.33)
52000000	M&S Expense (O&M)	UZ	2000000925	1/29/2013	(187.49)
52000000	M&S Expense (O&M)	UZ	2000000926	1/29/2013	(21,162.29)
52000000	M&S Expense (O&M)	WA	5000005322	1/29/2013	(459.33)
52000000	M&S Expense (O&M)	WA	5000005323	1/29/2013	35.44
52000000	M&S Expense (O&M)	WA	5000005324	1/29/2013	3,329.84
52000000	M&S Expense (O&M)	WA	5000005330	1/29/2013	1,755.56
52000000	M&S Expense (O&M)	WA	5000005331	1/29/2013	81.33
52000000	M&S Expense (O&M)	KR	5000005334	1/29/2013	19,179.64
52000000	M&S Expense (O&M)	KR	5000005340	1/29/2013	741.58
52000000	M&S Expense (O&M)	KR	5000005343	1/29/2013	21,067.50
52000000	M&S Expense (O&M)	WA	5000005346	1/29/2013	(61.53)
52000000	M&S Expense (O&M)	WA	5000005347	1/29/2013	61.53
52000000	M&S Expense (O&M)	WA	5000005348	1/29/2013	(125.96)
52000000	M&S Expense (O&M)	WA	5000005349	1/29/2013	125.96
52000000	M&S Expense (O&M)	WA	5000005350	1/29/2013	(94.79)
52000000	M&S Expense (O&M)	WA	5000005351	1/29/2013	94.79
52500000	Misc Expense (O&M)	UZ	2000000918	1/29/2013	6,161.19
52500000	Misc Expense (O&M)	DR	4000007252	1/29/2013	(117.14)
52500000	Misc Expense (O&M)	WE	5000005335	1/29/2013	328.88
52532000	Electricity	ZN	5000005325	1/29/2013	83.26
52550000	Janitorial	WE	5000005335	1/29/2013	57.62
52554500	Lab Supplies	UZ	2000000926	1/29/2013	1,415.02
52554500	Lab Supplies	WE	5000005336	1/29/2013	574.60
52554500	Lab Supplies	KP	5000005344	1/29/2013	(0.03)

## Kentucky American Water Company

Case No. 2012-00520

Response to PSC DR1, Item 31

Account	Description	Doc Type	Document Number	Posting Date	Amount
52554500	Lab Supplies	KP	5000005345	1/29/2013	(1,415.02)
52562000	Office Supplies	KR	5000005332	1/29/2013	227.90
52562000	Office Supplies	KR	5000005341	1/29/2013	66.52
52583000	Water & WW	KR	5000005338	1/29/2013	33.32
52585000	Discounts Available	ZP	3000010733	1/29/2013	(19.92)
53150000	Contr Svc-Other	UZ	2000000920	1/29/2013	(76,186.00)
53150000	Contr Svc-Other	WE	5000005321	1/29/2013	69,826.00
53150000	Contr Svc-Other	KR	5000005326	1/29/2013	5,525.97
53150000	Contr Svc-Other	KR	5000005327	1/29/2013	834.03
53150000	Contr Svc-Other	ZI	9000002840	1/29/2013	132.32
55000100	Trans Cap Credits	UZ	2000000920	1/29/2013	20.86
55720100	Ins W/C Cap Credits	UZ	2000000920	1/29/2013	5.53
57010000	Uncoll Accts Exp	ZA	9400001898	1/29/2013	(207.79)
68533100	FICA Cap Credits	UZ	2000000920	1/29/2013	24.50
71521000	M&J Expenses	SA	100003232	1/29/2013	550.00
71521000	M&J Expenses	UZ	2000000920	1/29/2013	(550.00)
71521000	M&J Expenses	DR	4000007180	1/29/2013	(1,492.12)
71521000	M&J Expenses	DR	4000007193	1/29/2013	(6,716.29)
71521000	M&J Expenses	DR	4000007207	1/29/2013	(1,338.56)
71521000	M&J Expenses	DR	4000007221	1/29/2013	(667.54)
71521000	M&J Expenses	DR	4000007227	1/29/2013	(917.52)
71521000	M&J Expenses	DR	4000007231	1/29/2013	(1,775.08)
71521000	M&J Expenses	DR	4000007236	1/29/2013	(940.66)
71521000	M&J Expenses	DR	4000007240	1/29/2013	(601.03)
71521000	M&J Expenses	DR	4000007262	1/29/2013	(4,078.29)
71521000	M&J Expenses	DR	4000007265	1/29/2013	(550.55)
72801100	Adv Receipt Non-Services Cleari SA	SA	100003235	1/29/2013	(3,704.00)
72801300	Adv Refund Non-Services Cleari SA	SA	100003234	1/29/2013	(5,168.80)
72802000	CIAC Receipt Services Clearing SA	SA	100003229	1/29/2013	1,634.00
72802000	CIAC Receipt Services Clearing SA	SA	100003232	1/29/2013	(550.00)
72802000	CIAC Receipt Services Clearing UZ	UZ	2000000920	1/29/2013	(318.00)
72802100	CIAC Receipt Non-Services Clear SA	SA	100003229	1/29/2013	(1,634.00)
72802100	CIAC Receipt Non-Services Clear SA	SA	100003234	1/29/2013	5,168.80
72802100	CIAC Receipt Non-Services Clear SA	SA	100003235	1/29/2013	3,704.00
72802100	CIAC Receipt Non-Services Clear UZ	UZ	2000000920	1/29/2013	868.00
72802100	CIAC Receipt Non-Services Clear DR	DR	4000007216	1/29/2013	(11,438.00)
72802100	CIAC Receipt Non-Services Clear DR	DR	4000007245	1/29/2013	(1,634.00)
72802100	CIAC Receipt Non-Services Clear DR	DR	4000007249	1/29/2013	(817.00)
72802100	CIAC Receipt Non-Services Clear DR	DR	4000007259	1/29/2013	(817.00)
88107000	CAP Move-CWIP	UZ	2000000919	1/29/2013	(5,545.06)
88107000	CAP Move-CWIP	UZ	2000000921	1/29/2013	73,954.95
88107000	CAP Move-CWIP	UZ	2000000922	1/29/2013	81.33
88107000	CAP Move-CWIP	UZ	2000000924	1/29/2013	187.49
88107000	CAP Move-CWIP	UZ	2000000927	1/29/2013	21,162.29
88257100	CAP Move-RWIP	UZ	2000000919	1/29/2013	(616.13)
88257100	CAP Move-RWIP	UZ	2000000921	1/29/2013	6,940.19
88257100	CAP Move-RWIP	UZ	2000000927	1/29/2013	(1,415.02)
88271170	CAP Move-CIAC NT WIP	UZ	2000000921	1/29/2013	(868.00)
88271270	CAP Move-CIAC Tx WIP	UZ	2000000921	1/29/2013	318.00
88900000	CAP Move-Settlement	UZ	2000000919	1/29/2013	6,161.19
88900000	CAP Move-Settlement	UZ	2000000921	1/29/2013	(80,345.14)
88900000	CAP Move-Settlement	UZ	2000000922	1/29/2013	(81.33)
88900000	CAP Move-Settlement	UZ	2000000924	1/29/2013	(187.49)

## Kentucky American Water Company

Case No. 2012-00520

Response to PSC DR1, Item 31

Account	Description	Doc Type	Document Number	Posting Date	Amount
88900000	CAP Move-Settlement	UZ	2000000927	1/29/2013	(19,747.27)
40111000	Res Sales Billed	ZA	9400001962	1/30/2013	(184,766.05)
40121000	Com Sales Billed	ZA	9400001962	1/30/2013	(10,636.90)
40145000	Priv Fire Billed	ZA	9400001962	1/30/2013	(679.65)
40151000	Publ Auth Billed	ZA	9400001962	1/30/2013	(845.89)
40310100	OthRev-Late Pymt Fee	ZA	9400001962	1/30/2013	(7,140.33)
40310300	OthRev-CFO	SA	100003250	1/30/2013	(75.00)
40310400	OthRev-NSF Ck Chrg	ZA	9400001962	1/30/2013	(96.00)
40310500	OthRev-Appl/InitFee	ZA	9400001962	1/30/2013	(2,473.00)
40310600	OthRev-Usage Data	ZA	9400001962	1/30/2013	(3,995.62)
40310700	OthRev-Reconnct Fee	ZA	9400001962	1/30/2013	(234.00)
40319900	OthRev-Misc Svc	ZA	9400001962	1/30/2013	(240.00)
50456000	Tuition Aid	ZF	5000005385	1/30/2013	3,550.00
51110000	Waste Disposal	WA	5000005384	1/30/2013	14,416.91
51110000	Waste Disposal	WA	5000005409	1/30/2013	2,718.44
51110000	Waste Disposal	SR	9600000142	1/30/2013	6,250.00
51800000	Chemicals	WA	5000005382	1/30/2013	86,230.33
51800000	Chemicals	WA	5000005390	1/30/2013	(64.38)
51800000	Chemicals	WA	5000005399	1/30/2013	139.80
51800000	Chemicals	WA	5000005406	1/30/2013	29,560.26
52000000	M&S Expense (O&M)	KR	5000005389	1/30/2013	157.46
52000000	M&S Expense (O&M)	ZI	9000002835	1/30/2013	26.01
52000000	M&S Expense (O&M)	ZI	9000002836	1/30/2013	80.66
52000000	M&S Expense (O&M)	ZI	9000002838	1/30/2013	84.15
52000000	M&S Expense (O&M)	ZI	9000002839	1/30/2013	200.96
52000000	M&S Expense (O&M)	ZI	9000002841	1/30/2013	86.22
52000000	M&S Expense (O&M)	ZI	9000002842	1/30/2013	90.87
52000000	M&S Expense (O&M)	ZI	9000002843	1/30/2013	64.65
52000000	M&S Expense (O&M)	ZI	9000002844	1/30/2013	212.64
52000000	M&S Expense (O&M)	ZI	9000002845	1/30/2013	141.95
52500000	Misc Expense (O&M)	SN	100003292	1/30/2013	(1,284.90)
52500000	Misc Expense (O&M)	UZ	2000000928	1/30/2013	(1,279.55)
52500000	Misc Expense (O&M)	RE	5000005356	1/30/2013	18.19
52500000	Misc Expense (O&M)	WE	5000005401	1/30/2013	(21,337.67)
52500000	Misc Expense (O&M)	WE	5000005405	1/30/2013	22,699.90
52514600	Charitb Don-Commnty	ZF	5000005386	1/30/2013	1,000.00
52514700	Community Partnrshps	ZF	5000005403	1/30/2013	1,000.00
52524000	Co Dues/Mmbrshp Ded	ZF	5000005387	1/30/2013	350.00
52532000	Electricity	ZN	5000005383	1/30/2013	31.32
52554500	Lab Supplies	KR	5000005389	1/30/2013	317.16
52554500	Lab Supplies	RE	5000005395	1/30/2013	19.61
52554500	Lab Supplies	RE	5000005396	1/30/2013	16.91
52554500	Lab Supplies	RE	5000005397	1/30/2013	20.82
52586000	PO Small Differences	SN	100003292	1/30/2013	0.04
52586000	PO Small Differences	RE	5000005415	1/30/2013	(0.78)
53150000	Contr Svc-Other	UZ	2000000928	1/30/2013	(126,530.45)
53150000	Contr Svc-Other	WE	5000005359	1/30/2013	29,647.95
53150000	Contr Svc-Other	WE	5000005360	1/30/2013	18,530.00
53150000	Contr Svc-Other	WE	5000005361	1/30/2013	7,780.00
53150000	Contr Svc-Other	WE	5000005362	1/30/2013	720.00
53150000	Contr Svc-Other	WE	5000005363	1/30/2013	8,970.00
53150000	Contr Svc-Other	WE	5000005364	1/30/2013	27,626.00
53150000	Contr Svc-Other	WE	5000005365	1/30/2013	1,700.00

## Kentucky American Water Company

Case No. 2012-00520

Response to PSC DR1, Item 31

Account	Description	Doc Type	Document Number	Posting Date	Amount
53150000	Contr Svc-Other	WE	5000005367	1/30/2013	30,736.00
53150000	Contr Svc-Other	WE	5000005370	1/30/2013	(7,780.00)
53150000	Contr Svc-Other	WE	5000005371	1/30/2013	7,780.00
53150000	Contr Svc-Other	WE	5000005372	1/30/2013	(7,780.00)
53150000	Contr Svc-Other	WE	5000005373	1/30/2013	7,780.00
53150000	Contr Svc-Other	WE	5000005374	1/30/2013	(8,970.00)
53150000	Contr Svc-Other	WE	5000005375	1/30/2013	8,970.00
53150000	Contr Svc-Other	WE	5000005376	1/30/2013	(30,736.00)
53150000	Contr Svc-Other	WE	5000005377	1/30/2013	30,736.00
53150000	Contr Svc-Other	WE	5000005378	1/30/2013	(27,626.00)
53150000	Contr Svc-Other	WE	5000005379	1/30/2013	27,626.00
53150000	Contr Svc-Other	WE	5000005380	1/30/2013	(1,700.00)
53150000	Contr Svc-Other	WE	5000005381	1/30/2013	1,700.00
53150000	Contr Svc-Other	WE	5000005402	1/30/2013	(6,211.50)
53150000	Contr Svc-Other	WE	5000005407	1/30/2013	820.00
53150000	Contr Svc-Other	WE	5000005408	1/30/2013	6,212.00
53150000	Contr Svc-Other	KR	5000005410	1/30/2013	77.49
57010000	Uncoll Accts Exp	ZA	9400001962	1/30/2013	41,351.44
72802100	CIAC Receipt Non-Services Clear	UZ	2000000928	1/30/2013	14,706.00
81010000	Interest LTD	TC	3000011227	1/30/2013	79,846.67
81010000	Interest LTD	TC	3000011229	1/30/2013	266,635.42
81010000	Interest LTD	TC	3000011231	1/30/2013	103,102.50
81015000	Interest LTD Interco	TC	3000011240	1/30/2013	464,932.29
81015000	Interest LTD Interco	TC	3000011242	1/30/2013	605,312.50
81015000	Interest LTD Interco	TC	3000011244	1/30/2013	229,034.72
81015000	Interest LTD Interco	TC	3000011246	1/30/2013	903,790.42
81015000	Interest LTD Interco	TC	3000011248	1/30/2013	294,583.33
88107000	CAP Move-CWIP	UZ	2000000929	1/30/2013	120,757.00
88257100	CAP Move-RWIP	UZ	2000000929	1/30/2013	7,053.00
88271170	CAP Move-CIAC NT WIP	UZ	2000000929	1/30/2013	(14,706.00)
88900000	CAP Move-Settlement	UZ	2000000929	1/30/2013	(113,104.00)
40112000	Res Sales Unbilled	ZK	4500000007	1/31/2013	#####
40112000	Res Sales Unbilled	ZK	4500000008	1/31/2013	210,780,819.00
40112000	Res Sales Unbilled	ZK	4500000009	1/31/2013	(2,107,808.19)
40122000	Com Sales Unbilled	ZK	4500000007	1/31/2013	#####
40122000	Com Sales Unbilled	ZK	4500000008	1/31/2013	106,047,113.00
40122000	Com Sales Unbilled	ZK	4500000009	1/31/2013	(1,060,471.13)
40132000	Ind Sales Unbilled	ZK	4500000007	1/31/2013	(10,418,566.00)
40132000	Ind Sales Unbilled	ZK	4500000008	1/31/2013	10,418,566.00
40132000	Ind Sales Unbilled	ZK	4500000009	1/31/2013	(104,185.66)
40152000	Publ Auth Unbilled	ZK	4500000007	1/31/2013	(26,379,142.00)
40152000	Publ Auth Unbilled	ZK	4500000008	1/31/2013	26,379,142.00
40152000	Publ Auth Unbilled	ZK	4500000009	1/31/2013	(263,791.42)
40161050	Sls/Rsle Billed I/C	SA	100003311	1/31/2013	(2,298.83)
40162000	SalesforRsle Unbilld	ZK	4500000007	1/31/2013	(11,369,437.00)
40162000	SalesforRsle Unbilld	ZK	4500000008	1/31/2013	11,369,437.00
40162000	SalesforRsle Unbilld	ZK	4500000009	1/31/2013	(113,694.37)
40310100	OthRev-Late Pymt Fee	ZA	9400001965	1/31/2013	(4,396.28)
40310250	OthRev-Rent I/C	SA	100003336	1/31/2013	(27,574.64)
50100000	Labor Expense	SA	100003286	1/31/2013	(261.60)
50100000	Labor Expense	CS	9300007808	1/31/2013	(7,556.25)
50100000	Labor Expense	CS	9300007810	1/31/2013	(136.96)
50100000	Labor Expense	CS	9300007813	1/31/2013	(39,101.66)

## Kentucky American Water Company

Case No. 2012-00520

Response to PSC DR1, Item 31

Account	Description	Doc Type	Document Number	Posting Date	Amount
50100000	Labor Expense	CS	9300007817	1/31/2013	(32.49)
50100000	Labor Expense	CS	9300007819	1/31/2013	(255.46)
50100000	Labor Expense	CS	9300007821	1/31/2013	(5,055.76)
50100000	Labor Expense	CS	9300007823	1/31/2013	(8,143.57)
50100000	Labor Expense	CS	9300007826	1/31/2013	(1,774.77)
50100000	Labor Expense	CS	9300007829	1/31/2013	(7,734.29)
50100000	Labor Expense	CS	9300007836	1/31/2013	(172.64)
50100000	Labor Expense	CS	9300007838	1/31/2013	(1,275.24)
50100000	Labor Expense	CS	9300007840	1/31/2013	(126.93)
50100000	Labor Expense	CS	9300007844	1/31/2013	(1,166.64)
50100000	Labor Expense	CS	9300007846	1/31/2013	(13,914.60)
50100000	Labor Expense	CS	9300007848	1/31/2013	(164.24)
50100000	Labor Expense	CS	9300007856	1/31/2013	(8,230.52)
50100000	Labor Expense	CS	9300007858	1/31/2013	(5,228.40)
50100000	Labor Expense	CS	9300007863	1/31/2013	(1,381.76)
50100000	Labor Expense	CS	9300007869	1/31/2013	(461.60)
50100000	Labor Expense	CS	9300007876	1/31/2013	(2,669.76)
50100000	Labor Expense	CS	9300007878	1/31/2013	(652.56)
50100000	Labor Expense	CS	9300007887	1/31/2013	(4,186.28)
50100000	Labor Expense	CS	9300007892	1/31/2013	(6,178.56)
50100000	Labor Expense	CS	9300007900	1/31/2013	(579.35)
50100000	Labor Expense	CS	9300007905	1/31/2013	(557.93)
50100000	Labor Expense	CS	9300007907	1/31/2013	(141.90)
50100000	Labor Expense	CS	9300007909	1/31/2013	(5,546.44)
50100000	Labor Expense	CS	9300007911	1/31/2013	(975.21)
50100000	Labor Expense	CS	9300007913	1/31/2013	(4,139.68)
50100000	Labor Expense	CS	9300007915	1/31/2013	(805.76)
50100000	Labor Expense	CS	9300007919	1/31/2013	(616.48)
50100000	Labor Expense	CS	9300008029	1/31/2013	(3,972.80)
50100000	Labor Expense	CS	9300008039	1/31/2013	(6,701.68)
50100000	Labor Expense	CS	9300008041	1/31/2013	(635.04)
50100000	Labor Expense	CS	9300008043	1/31/2013	(25,779.54)
50100000	Labor Expense	CS	9300008045	1/31/2013	(4,858.40)
50100000	Labor Expense	CS	9300008047	1/31/2013	(418.08)
50100000	Labor Expense	CS	9300008049	1/31/2013	(5,192.32)
50100000	Labor Expense	CS	9300008051	1/31/2013	(9,785.84)
50100000	Labor Expense	CS	9300008054	1/31/2013	(2,023.12)
50100000	Labor Expense	CS	9300008056	1/31/2013	(10,459.40)
50100000	Labor Expense	CS	9300008059	1/31/2013	(621.18)
50100000	Labor Expense	CS	9300008061	1/31/2013	(2,097.76)
50100000	Labor Expense	CS	9300008063	1/31/2013	(423.10)
50100000	Labor Expense	CS	9300008065	1/31/2013	(2,020.23)
50100000	Labor Expense	CS	9300008067	1/31/2013	(23,090.11)
50100000	Labor Expense	CS	9300008069	1/31/2013	(290.60)
50100000	Labor Expense	CS	9300008075	1/31/2013	(10,848.47)
50100000	Labor Expense	CS	9300008077	1/31/2013	(5,845.68)
50100000	Labor Expense	CS	9300008081	1/31/2013	(1,266.88)
50100000	Labor Expense	CS	9300008087	1/31/2013	(1,038.60)
50100000	Labor Expense	CS	9300008094	1/31/2013	(6,718.00)
50100000	Labor Expense	CS	9300008096	1/31/2013	(3,801.20)
50100000	Labor Expense	CS	9300008103	1/31/2013	(12,391.90)
50100000	Labor Expense	CS	9300008105	1/31/2013	(8,874.40)
50100000	Labor Expense	CS	9300008108	1/31/2013	(48.00)

Kentucky American Water Company  
Case No. 2012-00520  
Response to PSC DR1, Item 31

Account	Description	Doc Type	Document Number	Posting Date	Amount
50100000	Labor Expense	CS	9300008111	1/31/2013	(3,199.83)
50100000	Labor Expense	CS	9300008113	1/31/2013	(402.88)
50100000	Labor Expense	CS	9300008115	1/31/2013	(898.42)
50100000	Labor Expense	CS	9300008117	1/31/2013	(5,373.20)
50100000	Labor Expense	CS	9300008119	1/31/2013	(1,334.23)
50100000	Labor Expense	CS	9300008121	1/31/2013	(10,463.75)
50100000	Labor Expense	CS	9300008123	1/31/2013	(2,014.40)
50100000	Labor Expense	CS	9300008125	1/31/2013	(3,554.15)
50100000	Labor Expense	CS	9300008128	1/31/2013	(2,611.04)
50100000	Labor Expense	CS	9300008130	1/31/2013	(1,449.60)
50100000	Labor Expense	CS	9300008133	1/31/2013	(932.64)
50100000	Labor Expense	CS	9300008156	1/31/2013	(2,113.46)
50100001	Labor ExpenseAccrual	CS	9300007808	1/31/2013	5,128.36
50100001	Labor ExpenseAccrual	CS	9300007810	1/31/2013	442.65
50100001	Labor ExpenseAccrual	CS	9300007813	1/31/2013	26,369.09
50100001	Labor ExpenseAccrual	CS	9300007817	1/31/2013	77.98
50100001	Labor ExpenseAccrual	CS	9300007819	1/31/2013	250.85
50100001	Labor ExpenseAccrual	CS	9300007821	1/31/2013	4,975.21
50100001	Labor ExpenseAccrual	CS	9300007823	1/31/2013	7,706.01
50100001	Labor ExpenseAccrual	CS	9300007826	1/31/2013	1,091.25
50100001	Labor ExpenseAccrual	CS	9300007829	1/31/2013	8,732.19
50100001	Labor ExpenseAccrual	CS	9300007836	1/31/2013	399.98
50100001	Labor ExpenseAccrual	CS	9300007838	1/31/2013	916.10
50100001	Labor ExpenseAccrual	CS	9300007840	1/31/2013	228.47
50100001	Labor ExpenseAccrual	CS	9300007842	1/31/2013	20.19
50100001	Labor ExpenseAccrual	CS	9300007844	1/31/2013	708.72
50100001	Labor ExpenseAccrual	CS	9300007846	1/31/2013	13,791.82
50100001	Labor ExpenseAccrual	CS	9300007848	1/31/2013	390.39
50100001	Labor ExpenseAccrual	CS	9300007850	1/31/2013	246.96
50100001	Labor ExpenseAccrual	CS	9300007856	1/31/2013	6,703.82
50100001	Labor ExpenseAccrual	CS	9300007858	1/31/2013	5,346.39
50100001	Labor ExpenseAccrual	CS	9300007863	1/31/2013	1,272.69
50100001	Labor ExpenseAccrual	CS	9300007869	1/31/2013	588.54
50100001	Labor ExpenseAccrual	CS	9300007876	1/31/2013	3,454.42
50100001	Labor ExpenseAccrual	CS	9300007878	1/31/2013	1,628.86
50100001	Labor ExpenseAccrual	CS	9300007887	1/31/2013	6,845.17
50100001	Labor ExpenseAccrual	CS	9300007892	1/31/2013	5,267.50
50100001	Labor ExpenseAccrual	CS	9300007895	1/31/2013	10.80
50100001	Labor ExpenseAccrual	CS	9300007900	1/31/2013	746.78
50100001	Labor ExpenseAccrual	CS	9300007903	1/31/2013	543.89
50100001	Labor ExpenseAccrual	CS	9300007905	1/31/2013	754.49
50100001	Labor ExpenseAccrual	CS	9300007909	1/31/2013	5,166.19
50100001	Labor ExpenseAccrual	CS	9300007911	1/31/2013	1,119.37
50100001	Labor ExpenseAccrual	CS	9300007913	1/31/2013	7,006.60
50100001	Labor ExpenseAccrual	CS	9300007915	1/31/2013	657.18
50100001	Labor ExpenseAccrual	CS	9300007917	1/31/2013	56.76
50100001	Labor ExpenseAccrual	CS	9300007919	1/31/2013	1,278.55
50100001	Labor ExpenseAccrual	CS	9300008029	1/31/2013	(5,188.94)
50100001	Labor ExpenseAccrual	CS	9300008039	1/31/2013	(6,887.53)
50100001	Labor ExpenseAccrual	CS	9300008041	1/31/2013	(571.54)
50100001	Labor ExpenseAccrual	CS	9300008043	1/31/2013	(28,499.62)
50100001	Labor ExpenseAccrual	CS	9300008045	1/31/2013	(4,388.48)
50100001	Labor ExpenseAccrual	CS	9300008047	1/31/2013	(376.27)



Kentucky American Water Company  
Case No. 2012-00520  
Response to PSC DR1, Item 31

Account	Description	Doc Type	Document Number	Posting Date	Amount
50100001	Labor ExpenseAccrual	CS	9300008049	1/31/2013	(4,673.09)
50100001	Labor ExpenseAccrual	CS	9300008051	1/31/2013	(9,681.86)
50100001	Labor ExpenseAccrual	CS	9300008054	1/31/2013	(1,820.81)
50100001	Labor ExpenseAccrual	CS	9300008056	1/31/2013	(9,740.89)
50100001	Labor ExpenseAccrual	CS	9300008059	1/31/2013	(559.06)
50100001	Labor ExpenseAccrual	CS	9300008061	1/31/2013	(2,530.52)
50100001	Labor ExpenseAccrual	CS	9300008063	1/31/2013	(380.80)
50100001	Labor ExpenseAccrual	CS	9300008065	1/31/2013	(1,940.44)
50100001	Labor ExpenseAccrual	CS	9300008067	1/31/2013	(22,698.05)
50100001	Labor ExpenseAccrual	CS	9300008069	1/31/2013	(261.54)
50100001	Labor ExpenseAccrual	CS	9300008075	1/31/2013	(11,266.10)
50100001	Labor ExpenseAccrual	CS	9300008077	1/31/2013	(5,550.04)
50100001	Labor ExpenseAccrual	CS	9300008081	1/31/2013	(1,302.01)
50100001	Labor ExpenseAccrual	CS	9300008087	1/31/2013	(934.74)
50100001	Labor ExpenseAccrual	CS	9300008094	1/31/2013	(6,161.98)
50100001	Labor ExpenseAccrual	CS	9300008096	1/31/2013	(3,421.00)
50100001	Labor ExpenseAccrual	CS	9300008103	1/31/2013	(11,152.80)
50100001	Labor ExpenseAccrual	CS	9300008105	1/31/2013	(9,479.51)
50100001	Labor ExpenseAccrual	CS	9300008108	1/31/2013	(75.60)
50100001	Labor ExpenseAccrual	CS	9300008111	1/31/2013	(3,228.15)
50100001	Labor ExpenseAccrual	CS	9300008113	1/31/2013	(397.12)
50100001	Labor ExpenseAccrual	CS	9300008115	1/31/2013	(961.11)
50100001	Labor ExpenseAccrual	CS	9300008117	1/31/2013	(6,386.53)
50100001	Labor ExpenseAccrual	CS	9300008119	1/31/2013	(1,470.81)
50100001	Labor ExpenseAccrual	CS	9300008121	1/31/2013	(11,646.40)
50100001	Labor ExpenseAccrual	CS	9300008123	1/31/2013	(1,813.00)
50100001	Labor ExpenseAccrual	CS	9300008125	1/31/2013	(3,650.20)
50100001	Labor ExpenseAccrual	CS	9300008128	1/31/2013	(2,707.92)
50100001	Labor ExpenseAccrual	CS	9300008130	1/31/2013	(1,304.64)
50100001	Labor ExpenseAccrual	CS	9300008133	1/31/2013	(839.38)
50100001	Labor ExpenseAccrual	CS	9300008156	1/31/2013	(3,471.37)
50101300	Labor Oper WT	CS	9300007808	1/31/2013	2,427.89
50101300	Labor Oper WT	CS	9300007810	1/31/2013	(305.69)
50101300	Labor Oper WT	CS	9300007813	1/31/2013	12,732.57
50101300	Labor Oper WT	CS	9300008029	1/31/2013	9,161.74
50101300	Labor Oper WT	CS	9300008039	1/31/2013	13,589.21
50101300	Labor Oper WT	CS	9300008041	1/31/2013	1,206.58
50101300	Labor Oper WT	CS	9300008043	1/31/2013	54,279.16
50101300	Labor Oper WT	CS	9300008045	1/31/2013	9,246.88
50101300	Labor Oper WT	CS	9300008128	1/31/2013	5,318.96
50101305	Labor Oper WT SupEng	CS	9300007817	1/31/2013	(45.49)
50101305	Labor Oper WT SupEng	CS	9300007819	1/31/2013	4.61
50101305	Labor Oper WT SupEng	CS	9300007821	1/31/2013	80.55
50101305	Labor Oper WT SupEng	CS	9300007823	1/31/2013	437.56
50101305	Labor Oper WT SupEng	CS	9300008047	1/31/2013	794.35
50101305	Labor Oper WT SupEng	CS	9300008049	1/31/2013	9,865.41
50101305	Labor Oper WT SupEng	CS	9300008051	1/31/2013	19,467.70
50101305	Labor Oper WT SupEng	CS	9300008130	1/31/2013	2,754.24
50101305	Labor Oper WT SupEng	CS	9300008133	1/31/2013	1,772.02
50101400	Labor Oper TD	CS	9300007826	1/31/2013	683.52
50101400	Labor Oper TD	CS	9300007829	1/31/2013	(997.90)
50101400	Labor Oper TD	CS	9300008054	1/31/2013	3,843.93
50101400	Labor Oper TD	CS	9300008056	1/31/2013	20,200.29

Kentucky American Water Company  
Case No. 2012-00520  
Response to PSC DR1, Item 31

Account	Description	Doc Type	Document Number	Posting Date	Amount
50101405	Labor Oper TD SupEng	CS	9300007836	1/31/2013	(227.34)
50101405	Labor Oper TD SupEng	CS	9300007838	1/31/2013	359.14
50101405	Labor Oper TD SupEng	CS	9300007840	1/31/2013	(101.54)
50101405	Labor Oper TD SupEng	CS	9300007842	1/31/2013	(20.19)
50101405	Labor Oper TD SupEng	CS	9300008059	1/31/2013	1,180.24
50101405	Labor Oper TD SupEng	CS	9300008061	1/31/2013	4,628.28
50101405	Labor Oper TD SupEng	CS	9300008063	1/31/2013	803.90
50101415	Labor Oper TD Lines	CS	9300007844	1/31/2013	457.92
50101415	Labor Oper TD Lines	CS	9300008065	1/31/2013	3,960.67
50101420	Labor Oper TD Meter	CS	9300007846	1/31/2013	122.78
50101420	Labor Oper TD Meter	CS	9300008067	1/31/2013	45,788.16
50101500	Labor Oper CA	CS	9300007848	1/31/2013	(226.15)
50101500	Labor Oper CA	CS	9300007850	1/31/2013	(246.96)
50101500	Labor Oper CA	CS	9300008069	1/31/2013	552.14
50101510	Labor Oper CA MtrRd	CS	9300007856	1/31/2013	1,526.70
50101510	Labor Oper CA MtrRd	CS	9300008075	1/31/2013	22,114.57
50101520	Labor Oper CA CstSrv	CS	9300007858	1/31/2013	(117.99)
50101520	Labor Oper CA CstSrv	CS	9300008077	1/31/2013	11,395.72
50101600	Labor Oper AG	CS	9300007863	1/31/2013	109.07
50101600	Labor Oper AG	CS	9300007869	1/31/2013	(126.94)
50101600	Labor Oper AG	CS	9300007876	1/31/2013	(784.66)
50101600	Labor Oper AG	CS	9300007878	1/31/2013	(976.30)
50101600	Labor Oper AG	CS	9300007887	1/31/2013	(2,658.89)
50101600	Labor Oper AG	CS	9300008081	1/31/2013	2,568.89
50101600	Labor Oper AG	CS	9300008087	1/31/2013	1,973.34
50101600	Labor Oper AG	CS	9300008094	1/31/2013	12,879.98
50101600	Labor Oper AG	CS	9300008096	1/31/2013	7,222.20
50101600	Labor Oper AG	CS	9300008103	1/31/2013	23,544.70
50102300	Labor Maint WT	CS	9300007892	1/31/2013	911.06
50102300	Labor Maint WT	CS	9300008105	1/31/2013	18,353.91
50102305	Labor Mnt WT Sup&Eng	CS	9300007895	1/31/2013	(10.80)
50102305	Labor Mnt WT Sup&Eng	CS	9300008108	1/31/2013	123.60
50102400	Labor Maint TD	CS	9300007900	1/31/2013	(167.43)
50102400	Labor Maint TD	CS	9300007903	1/31/2013	(543.89)
50102400	Labor Maint TD	CS	9300008111	1/31/2013	6,427.98
50102400	Labor Maint TD	CS	9300008113	1/31/2013	800.00
50102420	Labor Mnt TD Mains	CS	9300007905	1/31/2013	(196.56)
50102420	Labor Mnt TD Mains	CS	9300007907	1/31/2013	141.90
50102420	Labor Mnt TD Mains	CS	9300007909	1/31/2013	380.25
50102420	Labor Mnt TD Mains	CS	9300008115	1/31/2013	1,859.53
50102420	Labor Mnt TD Mains	CS	9300008117	1/31/2013	11,759.73
50102430	Labor Mnt TD Service	CS	9300007911	1/31/2013	(144.16)
50102430	Labor Mnt TD Service	CS	9300007913	1/31/2013	(2,866.92)
50102430	Labor Mnt TD Service	CS	9300008119	1/31/2013	2,805.04
50102430	Labor Mnt TD Service	CS	9300008121	1/31/2013	22,110.15
50102435	Labor Mnt TD Meter	CS	9300007915	1/31/2013	148.58
50102435	Labor Mnt TD Meter	CS	9300007917	1/31/2013	(56.76)
50102435	Labor Mnt TD Meter	CS	9300008123	1/31/2013	3,827.40
50102440	Labor Mnt TD Hydrant	CS	9300007919	1/31/2013	(662.07)
50102440	Labor Mnt TD Hydrant	CS	9300008125	1/31/2013	7,204.35
50109900	Labor Cap Credits	UZ	2000000937	1/31/2013	261.60
50109900	Labor Cap Credits	UT	9300008154	1/31/2013	(268.14)
50109900	Labor Cap Credits	UT	9300008157	1/31/2013	(38,026.85)

## Kentucky American Water Company

Case No. 2012-00520

Response to PSC DR1, Item 31

Account	Description	Doc Type	Document Number	Posting Date	Amount
50109900	Labor Cap Credits	UT	9300008158	1/31/2013	(444.72)
50110000	Labor NS OT -Natural	CS	9300007808	1/31/2013	(670.98)
50110000	Labor NS OT -Natural	CS	9300007813	1/31/2013	(6,926.00)
50110000	Labor NS OT -Natural	CS	9300007829	1/31/2013	(387.61)
50110000	Labor NS OT -Natural	CS	9300007838	1/31/2013	(194.22)
50110000	Labor NS OT -Natural	CS	9300007844	1/31/2013	(385.96)
50110000	Labor NS OT -Natural	CS	9300007846	1/31/2013	(1,975.62)
50110000	Labor NS OT -Natural	CS	9300007856	1/31/2013	(924.37)
50110000	Labor NS OT -Natural	CS	9300007858	1/31/2013	(55.08)
50110000	Labor NS OT -Natural	CS	9300007863	1/31/2013	(260.22)
50110000	Labor NS OT -Natural	CS	9300007892	1/31/2013	(1,496.46)
50110000	Labor NS OT -Natural	CS	9300007903	1/31/2013	(390.29)
50110000	Labor NS OT -Natural	CS	9300007905	1/31/2013	(481.16)
50110000	Labor NS OT -Natural	CS	9300007907	1/31/2013	(269.20)
50110000	Labor NS OT -Natural	CS	9300007909	1/31/2013	(5,583.87)
50110000	Labor NS OT -Natural	CS	9300007911	1/31/2013	(376.16)
50110000	Labor NS OT -Natural	CS	9300007913	1/31/2013	(1,303.04)
50110000	Labor NS OT -Natural	CS	9300007915	1/31/2013	(18.89)
50110000	Labor NS OT -Natural	CS	9300008029	1/31/2013	(1,792.72)
50110000	Labor NS OT -Natural	CS	9300008039	1/31/2013	(951.14)
50110000	Labor NS OT -Natural	CS	9300008043	1/31/2013	(5,882.26)
50110000	Labor NS OT -Natural	CS	9300008045	1/31/2013	(17.69)
50110000	Labor NS OT -Natural	CS	9300008051	1/31/2013	(971.77)
50110000	Labor NS OT -Natural	CS	9300008056	1/31/2013	(363.80)
50110000	Labor NS OT -Natural	CS	9300008061	1/31/2013	(713.94)
50110000	Labor NS OT -Natural	CS	9300008065	1/31/2013	(135.80)
50110000	Labor NS OT -Natural	CS	9300008067	1/31/2013	(2,130.46)
50110000	Labor NS OT -Natural	CS	9300008075	1/31/2013	(1,669.21)
50110000	Labor NS OT -Natural	CS	9300008077	1/31/2013	(321.06)
50110000	Labor NS OT -Natural	CS	9300008081	1/31/2013	(179.76)
50110000	Labor NS OT -Natural	CS	9300008094	1/31/2013	(128.64)
50110000	Labor NS OT -Natural	CS	9300008105	1/31/2013	(1,658.37)
50110000	Labor NS OT -Natural	CS	9300008108	1/31/2013	(36.00)
50110000	Labor NS OT -Natural	CS	9300008111	1/31/2013	(386.94)
50110000	Labor NS OT -Natural	CS	9300008113	1/31/2013	(38.37)
50110000	Labor NS OT -Natural	CS	9300008115	1/31/2013	(169.48)
50110000	Labor NS OT -Natural	CS	9300008117	1/31/2013	(1,722.94)
50110000	Labor NS OT -Natural	CS	9300008119	1/31/2013	(300.00)
50110000	Labor NS OT -Natural	CS	9300008121	1/31/2013	(2,476.51)
50110000	Labor NS OT -Natural	CS	9300008125	1/31/2013	(501.66)
50110000	Labor NS OT -Natural	CS	9300008128	1/31/2013	(397.76)
50110000	Labor NS OT -Natural	CS	9300008156	1/31/2013	(1,872.43)
50111300	LaborOper NS OT WT	CS	9300007808	1/31/2013	670.98
50111300	LaborOper NS OT WT	CS	9300007813	1/31/2013	6,926.00
50111300	LaborOper NS OT WT	CS	9300008029	1/31/2013	1,792.72
50111300	LaborOper NS OT WT	CS	9300008039	1/31/2013	951.14
50111300	LaborOper NS OT WT	CS	9300008043	1/31/2013	5,882.26
50111300	LaborOper NS OT WT	CS	9300008045	1/31/2013	17.69
50111300	LaborOper NS OT WT	CS	9300008128	1/31/2013	397.76
50111305	LaborOperNS OT WT SE	CS	9300008051	1/31/2013	971.77
50111400	LaborOper NS OT TD	CS	9300007829	1/31/2013	387.61
50111400	LaborOper NS OT TD	CS	9300008056	1/31/2013	363.80
50111405	LaborOperNS OT TD SE	CS	9300007838	1/31/2013	194.22

Kentucky American Water Company  
Case No. 2012-00520  
Response to PSC DR1, Item 31

Account	Description	Doc Type	Document Number	Posting Date	Amount
50111405	LaborOperNS OT TD SE	CS	9300008061	1/31/2013	713.94
50111415	LaborOperNS OT TD Ln	CS	9300007844	1/31/2013	385.96
50111415	LaborOperNS OT TD Ln	CS	9300008065	1/31/2013	135.80
50111420	LaborOperNS OT TD Mt	CS	9300007846	1/31/2013	1,975.62
50111420	LaborOperNS OT TD Mt	CS	9300008067	1/31/2013	2,130.46
50111510	LaborOperNS OT CA MR	CS	9300007856	1/31/2013	924.37
50111510	LaborOperNS OT CA MR	CS	9300008075	1/31/2013	1,669.21
50111520	LaborOperNS OT CA CS	CS	9300007858	1/31/2013	55.08
50111520	LaborOperNS OT CA CS	CS	9300008077	1/31/2013	321.06
50111600	LaborOper NS OT AG	CS	9300007863	1/31/2013	260.22
50111600	LaborOper NS OT AG	CS	9300008081	1/31/2013	179.76
50111600	LaborOper NS OT AG	CS	9300008094	1/31/2013	128.64
50112300	LaborMaint NS OT WT	CS	9300007892	1/31/2013	1,496.46
50112300	LaborMaint NS OT WT	CS	9300008105	1/31/2013	1,658.37
50112305	LaborMaintNSOT WT SE	CS	9300008108	1/31/2013	36.00
50112400	LaborMaint NS OT TD	CS	9300007903	1/31/2013	390.29
50112400	LaborMaint NS OT TD	CS	9300008111	1/31/2013	386.94
50112400	LaborMaint NS OT TD	CS	9300008113	1/31/2013	38.37
50112420	LaborMaintNSOT TD Mn	CS	9300007905	1/31/2013	481.16
50112420	LaborMaintNSOT TD Mn	CS	9300007907	1/31/2013	269.20
50112420	LaborMaintNSOT TD Mn	CS	9300007909	1/31/2013	5,583.87
50112420	LaborMaintNSOT TD Mn	CS	9300008115	1/31/2013	169.48
50112420	LaborMaintNSOT TD Mn	CS	9300008117	1/31/2013	1,722.94
50112430	LaborMaintNSOT TD Sv	CS	9300007911	1/31/2013	376.16
50112430	LaborMaintNSOT TD Sv	CS	9300007913	1/31/2013	1,303.04
50112430	LaborMaintNSOT TD Sv	CS	9300008119	1/31/2013	300.00
50112430	LaborMaintNSOT TD Sv	CS	9300008121	1/31/2013	2,476.51
50112435	LaborMaintNSOT TD Mt	CS	9300007915	1/31/2013	18.89
50112440	LaborMaintNSOT TD Hy	CS	9300008125	1/31/2013	501.66
50119900	LaborNSOT CapCredits	UT	9300008157	1/31/2013	(1,154.56)
50120000	Labor OT - Natural	CS	9300007808	1/31/2013	(1,534.08)
50120000	Labor OT - Natural	CS	9300007813	1/31/2013	(9,160.64)
50120000	Labor OT - Natural	CS	9300008043	1/31/2013	(4.48)
50121300	LaborOper OT WT	CS	9300007808	1/31/2013	1,534.08
50121300	LaborOper OT WT	CS	9300007813	1/31/2013	9,160.64
50121300	LaborOper OT WT	CS	9300008043	1/31/2013	4.48
50171000	Annual Incent Plan	SA	100003353	1/31/2013	18,691.68
50171600	Comp Exp-Options	SA	100003342	1/31/2013	1,687.00
50171800	Comp Exp-RSU's	SA	100003342	1/31/2013	3,635.00
50421000	401k Expense	SA	100003286	1/31/2013	(10.46)
50421100	401k Exp Cap Credits	UZ	2000000937	1/31/2013	10.46
50421100	401k Exp Cap Credits	UT	9300008154	1/31/2013	(10.72)
50421100	401k Exp Cap Credits	CS	9300008156	1/31/2013	(132.45)
50421100	401k Exp Cap Credits	UT	9300008157	1/31/2013	(971.45)
50421100	401k Exp Cap Credits	UT	9300008158	1/31/2013	(17.79)
50422000	DCP Expense	SA	100003286	1/31/2013	(13.73)
50422100	DCP Exp Cap Credits	UZ	2000000937	1/31/2013	13.73
50422100	DCP Exp Cap Credits	UT	9300008154	1/31/2013	(14.09)
50422100	DCP Exp Cap Credits	CS	9300008156	1/31/2013	(289.53)
50422100	DCP Exp Cap Credits	UT	9300008157	1/31/2013	(790.09)
50422100	DCP Exp Cap Credits	UT	9300008158	1/31/2013	(23.36)
50426000	Retiree Medical Exp	SA	100003450	1/31/2013	(500.00)
50450000	Other Welfare	KR	5000005419	1/31/2013	311.68

## Kentucky American Water Company

Case No. 2012-00520

Response to PSC DR1, Item 31

Account	Description	Doc Type	Document Number	Posting Date	Amount
50450000	Other Welfare	CS	9300007880	1/31/2013	(2,846.10)
50450000	Other Welfare	CS	9300008043	1/31/2013	(20.00)
50450000	Other Welfare	CS	9300008103	1/31/2013	(347.40)
50450000	Other Welfare	CS	9300008187	1/31/2013	(82.66)
50450000	Other Welfare	CS	9300008197	1/31/2013	(1,279.02)
50450013	Other Welfare WT	CS	9300008043	1/31/2013	20.00
50450016	Other Welfare AG	CS	9300007880	1/31/2013	2,846.10
50450016	Other Welfare AG	CS	9300008103	1/31/2013	347.40
50450016	Other Welfare AG	CS	9300008187	1/31/2013	82.66
50450016	Other Welfare AG	CS	9300008197	1/31/2013	1,279.02
50457000	Training	ZI	9000002850	1/31/2013	10.58
50457000	Training	ZI	9000002863	1/31/2013	85.24
50457000	Training	ZI	9000002864	1/31/2013	387.84
50510000	PBOP Expense	SA	100003286	1/31/2013	(33.88)
50510000	PBOP Expense	SA	100003295	1/31/2013	(359.60)
50510000	PBOP Expense	SA	100003351	1/31/2013	65,570.42
50510100	PBOP Cap Credits	UZ	2000000935	1/31/2013	44.58
50510100	PBOP Cap Credits	UZ	2000000937	1/31/2013	33.88
50510100	PBOP Cap Credits	UZ	2000000962	1/31/2013	33.88
50510100	PBOP Cap Credits	UZ	2000000996	1/31/2013	2,489.78
50510100	PBOP Cap Credits	UZ	2000000997	1/31/2013	129.25
50510100	PBOP Cap Credits	UT	9300008154	1/31/2013	(34.72)
50510100	PBOP Cap Credits	CS	9300008156	1/31/2013	(965.72)
50510100	PBOP Cap Credits	UT	9300008157	1/31/2013	(5,073.99)
50510100	PBOP Cap Credits	UT	9300008158	1/31/2013	(57.59)
50510100	PBOP Cap Credits	UT	9300009164	1/31/2013	7.37
50510100	PBOP Cap Credits	CS	9300009165	1/31/2013	205.07
50510100	PBOP Cap Credits	UT	9300009166	1/31/2013	1,077.49
50510100	PBOP Cap Credits	UT	9300009167	1/31/2013	12.23
50550000	Group Insur Expense	SA	100003286	1/31/2013	(22.07)
50550100	Group Ins Cap Credts	UZ	2000000937	1/31/2013	22.07
50550100	Group Ins Cap Credts	UT	9300008154	1/31/2013	(22.63)
50550100	Group Ins Cap Credts	CS	9300008156	1/31/2013	(1,762.94)
50550100	Group Ins Cap Credts	UT	9300008157	1/31/2013	(8,120.86)
50550100	Group Ins Cap Credts	UT	9300008158	1/31/2013	(37.53)
50610000	Pension Expense	SA	100003286	1/31/2013	(48.84)
50610000	Pension Expense	SA	100003348	1/31/2013	86,976.83
50610100	Pension Cap Credits	UZ	2000000935	1/31/2013	64.28
50610100	Pension Cap Credits	UZ	2000000937	1/31/2013	48.84
50610100	Pension Cap Credits	UZ	2000000962	1/31/2013	48.84
50610100	Pension Cap Credits	UZ	2000000996	1/31/2013	2,444.83
50610100	Pension Cap Credits	UZ	2000000997	1/31/2013	307.43
50610100	Pension Cap Credits	UT	9300008154	1/31/2013	(50.06)
50610100	Pension Cap Credits	CS	9300008156	1/31/2013	(1,392.30)
50610100	Pension Cap Credits	UT	9300008157	1/31/2013	(7,315.17)
50610100	Pension Cap Credits	UT	9300008158	1/31/2013	(83.03)
50610100	Pension Cap Credits	UT	9300009164	1/31/2013	7.75
50610100	Pension Cap Credits	CS	9300009165	1/31/2013	215.54
50610100	Pension Cap Credits	UT	9300009166	1/31/2013	1,132.34
50610100	Pension Cap Credits	UT	9300009167	1/31/2013	12.85
51010000	Purchased Water	SV	100003372	1/31/2013	27,455.00
51015000	Purchased Water I/C	SA	100003311	1/31/2013	2,298.83
51110000	Waste Disposal	SV	100003340	1/31/2013	2,776.90

## Kentucky American Water Company

Case No. 2012-00520

Response to PSC DR1, Item 31

Account	Description	Doc Type	Document Number	Posting Date	Amount
51110000	Waste Disposal	SR	9600000143	1/31/2013	1,000.00
51120000	Amort Waste Disposal	SR	9600000149	1/31/2013	8,333.33
51510000	Purchased Power	SV	100003340	1/31/2013	292,361.70
51510000	Purchased Power	SV	100003429	1/31/2013	9,457.04
51510000	Purchased Power	CS	9300007794	1/31/2013	(870.08)
51510000	Purchased Power	CS	9300007795	1/31/2013	(10,005.97)
51510000	Purchased Power	CS	9300007798	1/31/2013	156.47
51510000	Purchased Power	CS	9300007799	1/31/2013	37.28
51510000	Purchased Power	CS	9300007800	1/31/2013	11,106.95
51510000	Purchased Power	CS	9300007804	1/31/2013	2,113.02
51510000	Purchased Power	CS	9300007808	1/31/2013	(1,307.93)
51510000	Purchased Power	CS	9300007813	1/31/2013	20,139.54
51510000	Purchased Power	CS	9300007825	1/31/2013	257.82
51510000	Purchased Power	CS	9300007831	1/31/2013	0.13
51510000	Purchased Power	CS	9300008034	1/31/2013	(91.18)
51510000	Purchased Power	CS	9300008035	1/31/2013	(3,888.56)
51510000	Purchased Power	CS	9300008037	1/31/2013	(3,094.26)
51510000	Purchased Power	CS	9300008053	1/31/2013	(135.84)
51510000	Purchased Power	CS	9300008166	1/31/2013	(2,392.70)
51510000	Purchased Power	CS	9300008176	1/31/2013	414.66
51510000	Purchased Power	CS	9300008178	1/31/2013	(286.86)
51510000	Purchased Power	CS	9300008181	1/31/2013	(21.74)
51510000	Purchased Power	CS	9300008235	1/31/2013	(871.85)
51510000	Purchased Power	CS	9300008236	1/31/2013	(249.22)
51510000	Purchased Power	CS	9300008237	1/31/2013	(56,517.46)
51510000	Purchased Power	CS	9300008239	1/31/2013	(2,250.48)
51510000	Purchased Power	CS	9300008240	1/31/2013	(9,964.10)
51510000	Purchased Power	CS	9300008244	1/31/2013	(222,097.21)
51510000	Purchased Power	CS	9300008247	1/31/2013	(400.58)
51510000	Purchased Power	CS	9300008252	1/31/2013	(10.80)
51510000	Purchased Power	CS	9300009028	1/31/2013	6,528.03
51510000	Purchased Power	CS	9300009029	1/31/2013	(15,985.07)
51510011	Purchased Power SS	CS	9300007794	1/31/2013	870.08
51510011	Purchased Power SS	CS	9300007795	1/31/2013	10,005.97
51510012	Purchased Power P	CS	9300007798	1/31/2013	(156.47)
51510012	Purchased Power P	CS	9300007799	1/31/2013	(37.28)
51510012	Purchased Power P	CS	9300007800	1/31/2013	(11,106.95)
51510012	Purchased Power P	CS	9300008034	1/31/2013	91.18
51510012	Purchased Power P	CS	9300008035	1/31/2013	3,888.56
51510012	Purchased Power P	CS	9300008166	1/31/2013	2,392.70
51510012	Purchased Power P	CS	9300008235	1/31/2013	871.85
51510012	Purchased Power P	CS	9300008236	1/31/2013	249.22
51510012	Purchased Power P	CS	9300008237	1/31/2013	56,517.46
51510012	Purchased Power P	CS	9300009028	1/31/2013	(6,528.03)
51510013	Purchased Power WT	CS	9300007804	1/31/2013	(2,113.02)
51510013	Purchased Power WT	CS	9300007808	1/31/2013	1,307.93
51510013	Purchased Power WT	CS	9300007813	1/31/2013	(20,139.54)
51510013	Purchased Power WT	CS	9300008037	1/31/2013	3,094.26
51510013	Purchased Power WT	CS	9300008176	1/31/2013	(414.66)
51510013	Purchased Power WT	CS	9300008239	1/31/2013	2,250.48
51510013	Purchased Power WT	CS	9300008240	1/31/2013	9,964.10
51510013	Purchased Power WT	CS	9300008244	1/31/2013	222,097.21
51510013	Purchased Power WT	CS	9300009029	1/31/2013	15,985.07

Kentucky American Water Company  
Case No. 2012-00520  
Response to PSC DR1, Item 31

Account	Description	Doc Type	Document Number	Posting Date	Amount
51510014	Purchased Power TD	CS	9300007825	1/31/2013	(257.82)
51510014	Purchased Power TD	CS	9300007831	1/31/2013	(0.13)
51510014	Purchased Power TD	CS	9300008053	1/31/2013	135.84
51510014	Purchased Power TD	CS	9300008178	1/31/2013	286.86
51510014	Purchased Power TD	CS	9300008181	1/31/2013	21.74
51510014	Purchased Power TD	CS	9300008247	1/31/2013	400.58
51510014	Purchased Power TD	CS	9300008252	1/31/2013	10.80
51800000	Chemicals	SV	100003400	1/31/2013	7,200.00
52000000	M&S Expense (O&M)	SV	100003400	1/31/2013	37,469.81
52000000	M&S Expense (O&M)	SA	100003460	1/31/2013	1,878.56
52000000	M&S Expense (O&M)	UZ	2000000935	1/31/2013	(1,388.06)
52000000	M&S Expense (O&M)	WA	5000005428	1/31/2013	1,388.06
52000000	M&S Expense (O&M)	WA	5000005430	1/31/2013	(270.16)
52000000	M&S Expense (O&M)	WA	5000005432	1/31/2013	11,217.97
52000000	M&S Expense (O&M)	KR	5000005447	1/31/2013	71.23
52000000	M&S Expense (O&M)	ZI	9000002851	1/31/2013	24.35
52000000	M&S Expense (O&M)	ZI	9000002866	1/31/2013	401.43
52000000	M&S Expense (O&M)	ZI	9000002868	1/31/2013	109.77
52000000	M&S Expense (O&M)	ZI	9000002869	1/31/2013	552.76
52000000	M&S Expense (O&M)	ZI	9000002872	1/31/2013	45.18
52000000	M&S Expense (O&M)	ZI	9000002881	1/31/2013	132.49
52000000	M&S Expense (O&M)	ZI	9000002884	1/31/2013	553.00
52000000	M&S Expense (O&M)	CS	9300007791	1/31/2013	(979.81)
52000000	M&S Expense (O&M)	CS	9300007792	1/31/2013	(17,667.36)
52000000	M&S Expense (O&M)	CS	9300007810	1/31/2013	(859.03)
52000000	M&S Expense (O&M)	CS	9300007813	1/31/2013	28,783.07
52000000	M&S Expense (O&M)	CS	9300007816	1/31/2013	(1,487.49)
52000000	M&S Expense (O&M)	CS	9300007826	1/31/2013	(14.00)
52000000	M&S Expense (O&M)	CS	9300007829	1/31/2013	(2,335.15)
52000000	M&S Expense (O&M)	CS	9300007832	1/31/2013	(843.00)
52000000	M&S Expense (O&M)	CS	9300007834	1/31/2013	(140.00)
52000000	M&S Expense (O&M)	CS	9300007869	1/31/2013	(7.71)
52000000	M&S Expense (O&M)	CS	9300007873	1/31/2013	(174.54)
52000000	M&S Expense (O&M)	CS	9300007876	1/31/2013	(88.00)
52000000	M&S Expense (O&M)	CS	9300007884	1/31/2013	(200.00)
52000000	M&S Expense (O&M)	CS	9300007887	1/31/2013	(558.66)
52000000	M&S Expense (O&M)	CS	9300007889	1/31/2013	(358.66)
52000000	M&S Expense (O&M)	CS	9300007890	1/31/2013	(559.12)
52000000	M&S Expense (O&M)	CS	9300007891	1/31/2013	(222.60)
52000000	M&S Expense (O&M)	CS	9300007892	1/31/2013	13,993.25
52000000	M&S Expense (O&M)	CS	9300007894	1/31/2013	(1,952.50)
52000000	M&S Expense (O&M)	CS	9300007897	1/31/2013	(452.45)
52000000	M&S Expense (O&M)	CS	9300007898	1/31/2013	(1,564.89)
52000000	M&S Expense (O&M)	CS	9300007900	1/31/2013	(584.72)
52000000	M&S Expense (O&M)	CS	9300007903	1/31/2013	(4,846.54)
52000000	M&S Expense (O&M)	CS	9300007923	1/31/2013	(3,366.48)
52000000	M&S Expense (O&M)	CS	9300007926	1/31/2013	(4,841.22)
52000000	M&S Expense (O&M)	CS	9300008031	1/31/2013	(14,141.05)
52000000	M&S Expense (O&M)	CS	9300008037	1/31/2013	(388.08)
52000000	M&S Expense (O&M)	CS	9300008041	1/31/2013	(743.57)
52000000	M&S Expense (O&M)	CS	9300008045	1/31/2013	(515.37)
52000000	M&S Expense (O&M)	CS	9300008054	1/31/2013	(24.12)
52000000	M&S Expense (O&M)	CS	9300008056	1/31/2013	7,181.80

Kentucky American Water Company  
Case No. 2012-00520  
Response to PSC DR1, Item 31

Account	Description	Doc Type	Document Number	Posting Date	Amount
52000000	M&S Expense (O&M)	CS	9300008081	1/31/2013	(42.93)
52000000	M&S Expense (O&M)	CS	9300008107	1/31/2013	(1,614.57)
52000000	M&S Expense (O&M)	CS	9300008110	1/31/2013	(2,455.12)
52000000	M&S Expense (O&M)	CS	9300008111	1/31/2013	(28.40)
52000000	M&S Expense (O&M)	CS	9300008132	1/31/2013	(69.94)
52000000	M&S Expense (O&M)	CS	9300008156	1/31/2013	(185.83)
52000000	M&S Expense (O&M)	CS	9300008162	1/31/2013	(86.22)
52000000	M&S Expense (O&M)	CS	9300008164	1/31/2013	(303.51)
52000000	M&S Expense (O&M)	CS	9300008165	1/31/2013	438.38
52000000	M&S Expense (O&M)	CS	9300008174	1/31/2013	(157.46)
52000000	M&S Expense (O&M)	CS	9300008180	1/31/2013	(75.53)
52000000	M&S Expense (O&M)	CS	9300008199	1/31/2013	(741.58)
52000000	M&S Expense (O&M)	CS	9300008202	1/31/2013	(23,259.37)
52000000	M&S Expense (O&M)	CS	9300008204	1/31/2013	1,002.73
52000000	M&S Expense (O&M)	CS	9300008230	1/31/2013	(36.60)
52000000	M&S Expense (O&M)	CS	9300008238	1/31/2013	(240.00)
52000000	M&S Expense (O&M)	CS	9300008239	1/31/2013	(45.18)
52000000	M&S Expense (O&M)	CS	9300008246	1/31/2013	(1,238.25)
52000000	M&S Expense (O&M)	CS	9300008250	1/31/2013	(472.66)
52000000	M&S Expense (O&M)	CS	9300008270	1/31/2013	(24.35)
52000000	M&S Expense (O&M)	CS	9300008279	1/31/2013	975.87
52000000	M&S Expense (O&M)	CS	9300008281	1/31/2013	(10,911.21)
52000000	M&S Expense (O&M)	CS	9300009012	1/31/2013	(4,800.00)
52000000	M&S Expense (O&M)	CS	9300009013	1/31/2013	(512.00)
52000000	M&S Expense (O&M)	CS	9300009014	1/31/2013	(29,000.00)
52000000	M&S Expense (O&M)	CS	9300009023	1/31/2013	(3,157.81)
52000000	M&S Expense (O&M)	CS	9300009035	1/31/2013	(1,878.56)
52001200	M&S Oper P	CS	9300008238	1/31/2013	240.00
52001300	M&S Oper WT	CS	9300007791	1/31/2013	979.81
52001300	M&S Oper WT	CS	9300007810	1/31/2013	859.03
52001300	M&S Oper WT	CS	9300007813	1/31/2013	(28,783.07)
52001300	M&S Oper WT	CS	9300007816	1/31/2013	1,487.49
52001300	M&S Oper WT	CS	9300007923	1/31/2013	3,366.48
52001300	M&S Oper WT	CS	9300008037	1/31/2013	388.08
52001300	M&S Oper WT	CS	9300008041	1/31/2013	743.57
52001300	M&S Oper WT	CS	9300008045	1/31/2013	515.37
52001300	M&S Oper WT	CS	9300008162	1/31/2013	86.22
52001300	M&S Oper WT	CS	9300008174	1/31/2013	157.46
52001300	M&S Oper WT	CS	9300008239	1/31/2013	45.18
52001300	M&S Oper WT	CS	9300008246	1/31/2013	1,238.25
52001300	M&S Oper WT	CS	9300009013	1/31/2013	512.00
52001300	M&S Oper WT	CS	9300009014	1/31/2013	29,000.00
52001400	M&S Oper TD	CS	9300007826	1/31/2013	14.00
52001400	M&S Oper TD	CS	9300007829	1/31/2013	2,335.15
52001400	M&S Oper TD	CS	9300007832	1/31/2013	843.00
52001400	M&S Oper TD	CS	9300007834	1/31/2013	140.00
52001400	M&S Oper TD	CS	9300008054	1/31/2013	24.12
52001400	M&S Oper TD	CS	9300008056	1/31/2013	(7,181.80)
52001400	M&S Oper TD	CS	9300008180	1/31/2013	75.53
52001400	M&S Oper TD	CS	9300008250	1/31/2013	472.66
52001600	M&S Oper AG	CS	9300007869	1/31/2013	7.71
52001600	M&S Oper AG	CS	9300007873	1/31/2013	174.54
52001600	M&S Oper AG	CS	9300007876	1/31/2013	88.00



## Kentucky American Water Company

Case No. 2012-00520

Response to PSC DR1, Item 31

Account	Description	Doc Type	Document Number	Posting Date	Amount
52001600	M&S Oper AG	CS	9300007884	1/31/2013	200.00
52001600	M&S Oper AG	CS	9300007887	1/31/2013	558.66
52001600	M&S Oper AG	CS	9300008081	1/31/2013	42.93
52001600	M&S Oper AG	CS	9300008270	1/31/2013	24.35
52500000	Misc Expense (O&M)	SA	100003335	1/31/2013	588.52
52500000	Misc Expense (O&M)	SV	100003357	1/31/2013	88.80
52500000	Misc Expense (O&M)	SA	100003366	1/31/2013	171.86
52500000	Misc Expense (O&M)	SX	100003378	1/31/2013	975.63
52500000	Misc Expense (O&M)	SV	100003439	1/31/2013	7,363.00
52500000	Misc Expense (O&M)	SV	100003441	1/31/2013	33,810.75
52500000	Misc Expense (O&M)	SA	100003461	1/31/2013	268.81
52500000	Misc Expense (O&M)	SA	100003463	1/31/2013	4,152.36
52500000	Misc Expense (O&M)	SA	100003467	1/31/2013	796.42
52500000	Misc Expense (O&M)	SA	100003471	1/31/2013	561.20
52500000	Misc Expense (O&M)	SA	100003475	1/31/2013	281.84
52500000	Misc Expense (O&M)	SA	100003476	1/31/2013	4,756.17
52500000	Misc Expense (O&M)	SA	100003480	1/31/2013	1,398.75
52500000	Misc Expense (O&M)	SA	100003510	1/31/2013	2,780.53
52500000	Misc Expense (O&M)	SA	100003511	1/31/2013	2,780.53
52500000	Misc Expense (O&M)	SA	100003526	1/31/2013	(2,780.53)
52500000	Misc Expense (O&M)	UZ	2000000937	1/31/2013	(32.56)
52500000	Misc Expense (O&M)	UZ	2000000941	1/31/2013	1,284.90
52500000	Misc Expense (O&M)	UZ	2000000943	1/31/2013	493.22
52500000	Misc Expense (O&M)	KR	5000005419	1/31/2013	150.98
52500000	Misc Expense (O&M)	WE	5000005439	1/31/2013	32.56
52500000	Misc Expense (O&M)	RE	5000005454	1/31/2013	(493.22)
52500000	Misc Expense (O&M)	ZI	9000002849	1/31/2013	133.56
52500000	Misc Expense (O&M)	CS	9300007791	1/31/2013	(232.28)
52500000	Misc Expense (O&M)	CS	9300007792	1/31/2013	(1,281.64)
52500000	Misc Expense (O&M)	CS	9300007801	1/31/2013	(0.08)
52500000	Misc Expense (O&M)	CS	9300007810	1/31/2013	(6.35)
52500000	Misc Expense (O&M)	CS	9300007813	1/31/2013	(94.29)
52500000	Misc Expense (O&M)	CS	9300007826	1/31/2013	(86.73)
52500000	Misc Expense (O&M)	CS	9300007829	1/31/2013	(2,473.88)
52500000	Misc Expense (O&M)	CS	9300007832	1/31/2013	(596.91)
52500000	Misc Expense (O&M)	CS	9300007871	1/31/2013	(19.02)
52500000	Misc Expense (O&M)	CS	9300007873	1/31/2013	(87.96)
52500000	Misc Expense (O&M)	CS	9300007876	1/31/2013	95.80
52500000	Misc Expense (O&M)	CS	9300007887	1/31/2013	(1,017.60)
52500000	Misc Expense (O&M)	CS	9300007900	1/31/2013	(1,324.40)
52500000	Misc Expense (O&M)	CS	9300007902	1/31/2013	(146.13)
52500000	Misc Expense (O&M)	CS	9300007903	1/31/2013	(25.39)
52500000	Misc Expense (O&M)	CS	9300007922	1/31/2013	(2,078.91)
52500000	Misc Expense (O&M)	CS	9300007923	1/31/2013	(50.95)
52500000	Misc Expense (O&M)	CS	9300008029	1/31/2013	(79.30)
52500000	Misc Expense (O&M)	CS	9300008043	1/31/2013	(269.26)
52500000	Misc Expense (O&M)	CS	9300008045	1/31/2013	(770.94)
52500000	Misc Expense (O&M)	CS	9300008056	1/31/2013	(2,732.79)
52500000	Misc Expense (O&M)	CS	9300008092	1/31/2013	(1.00)
52500000	Misc Expense (O&M)	CS	9300008094	1/31/2013	(115.15)
52500000	Misc Expense (O&M)	CS	9300008101	1/31/2013	(315.62)
52500000	Misc Expense (O&M)	CS	9300008127	1/31/2013	(308.78)
52500000	Misc Expense (O&M)	CS	9300008176	1/31/2013	(347.07)

Kentucky American Water Company  
Case No. 2012-00520  
Response to PSC DR1, Item 31

Account	Description	Doc Type	Document Number	Posting Date	Amount
52500000	Misc Expense (O&M)	CS	9300008180	1/31/2013	(1,344.83)
52500000	Misc Expense (O&M)	CS	9300008182	1/31/2013	(122.45)
52500000	Misc Expense (O&M)	CS	9300008187	1/31/2013	(117.48)
52500000	Misc Expense (O&M)	CS	9300008189	1/31/2013	(33.84)
52500000	Misc Expense (O&M)	CS	9300008203	1/31/2013	(69.45)
52500000	Misc Expense (O&M)	CS	9300008204	1/31/2013	(4,805.89)
52500000	Misc Expense (O&M)	CS	9300008234	1/31/2013	(96.16)
52500000	Misc Expense (O&M)	CS	9300008270	1/31/2013	(222.36)
52500000	Misc Expense (O&M)	CS	9300008274	1/31/2013	(760.38)
52500000	Misc Expense (O&M)	CS	9300008288	1/31/2013	(975.63)
52500000	Misc Expense (O&M)	CS	9300009027	1/31/2013	(4,152.36)
52500000	Misc Expense (O&M)	CS	9300009033	1/31/2013	(41,173.75)
52500000	Misc Expense (O&M)	CS	9300009035	1/31/2013	(8,063.19)
52500000	Misc Expense (O&M)	CS	9300009211	1/31/2013	(5,561.06)
52500000	Misc Expense (O&M)	CS	9300009213	1/31/2013	2,780.53
52501100	Misc Oper SS	CS	9300008234	1/31/2013	96.16
52501100	Misc Oper SS	CS	9300009027	1/31/2013	4,152.36
52501200	Misc Oper P	CS	9300007801	1/31/2013	0.08
52501300	Misc Oper WT	CS	9300007791	1/31/2013	232.28
52501300	Misc Oper WT	CS	9300007810	1/31/2013	6.35
52501300	Misc Oper WT	CS	9300007813	1/31/2013	94.29
52501300	Misc Oper WT	CS	9300007923	1/31/2013	50.95
52501300	Misc Oper WT	CS	9300008029	1/31/2013	79.30
52501300	Misc Oper WT	CS	9300008043	1/31/2013	269.26
52501300	Misc Oper WT	CS	9300008045	1/31/2013	770.94
52501300	Misc Oper WT	CS	9300008176	1/31/2013	347.07
52501400	Misc Oper TD	CS	9300007826	1/31/2013	86.73
52501400	Misc Oper TD	CS	9300007829	1/31/2013	2,473.88
52501400	Misc Oper TD	CS	9300007832	1/31/2013	596.91
52501400	Misc Oper TD	CS	9300008056	1/31/2013	2,732.79
52501400	Misc Oper TD	CS	9300008180	1/31/2013	1,344.83
52501400	Misc Oper TD	CS	9300008182	1/31/2013	122.45
52501600	Misc Oper AG	CS	9300007871	1/31/2013	19.02
52501600	Misc Oper AG	CS	9300007873	1/31/2013	87.96
52501600	Misc Oper AG	CS	9300007876	1/31/2013	(95.80)
52501600	Misc Oper AG	CS	9300007887	1/31/2013	1,017.60
52501600	Misc Oper AG	CS	9300008092	1/31/2013	1.00
52501600	Misc Oper AG	CS	9300008094	1/31/2013	115.15
52501600	Misc Oper AG	CS	9300008101	1/31/2013	315.62
52501600	Misc Oper AG	CS	9300008187	1/31/2013	117.48
52501600	Misc Oper AG	CS	9300008189	1/31/2013	33.84
52501600	Misc Oper AG	CS	9300008270	1/31/2013	222.36
52501600	Misc Oper AG	CS	9300008274	1/31/2013	760.38
52501600	Misc Oper AG	CS	9300008288	1/31/2013	975.63
52501600	Misc Oper AG	CS	9300009033	1/31/2013	41,173.75
52501600	Misc Oper AG	CS	9300009211	1/31/2013	5,561.06
52501600	Misc Oper AG	CS	9300009213	1/31/2013	(2,780.53)
52510000	Bank Svc Charges	SV	100003454	1/31/2013	14,732.27
52510000	Bank Svc Charges	SV	100003503	1/31/2013	10,589.43
52510000	Bank Svc Charges	KR	5000005423	1/31/2013	8,472.43
52510000	Bank Svc Charges	KR	5000005424	1/31/2013	7,124.49
52510000	Bank Svc Charges	CS	9300007854	1/31/2013	26,613.20
52510000	Bank Svc Charges	CS	9300008256	1/31/2013	(15,596.92)

Kentucky American Water Company  
Case No. 2012-00520  
Response to PSC DR1, Item 31

Account	Description	Doc Type	Document Number	Posting Date	Amount
52510000	Bank Svc Charges	CS	9300009031	1/31/2013	(14,732.27)
52510000	Bank Svc Charges	CS	9300009187	1/31/2013	(10,589.43)
52510015	Bank Svc Charges-CA	CS	9300007854	1/31/2013	(26,613.20)
52510015	Bank Svc Charges-CA	CS	9300008256	1/31/2013	15,596.92
52510015	Bank Svc Charges-CA	CS	9300009031	1/31/2013	14,732.27
52510015	Bank Svc Charges-CA	CS	9300009187	1/31/2013	10,589.43
52514700	Community Partnrshps	ZI	9000002857	1/31/2013	64.89
52520000	Collection Agencies	SV	100003397	1/31/2013	2,048.05
52520000	Collection Agencies	SV	100003398	1/31/2013	2,182.65
52520000	Collection Agencies	KR	5000005426	1/31/2013	1,489.02
52520000	Collection Agencies	KR	5000005427	1/31/2013	352.59
52524000	Co Dues/Mmbrshp Ded	SA	100003459	1/31/2013	307.11
52524000	Co Dues/Mmbrshp Ded	SA	100003477	1/31/2013	532.08
52524000	Co Dues/Mmbrshp Ded	ZI	9000002852	1/31/2013	430.00
52524000	Co Dues/Mmbrshp Ded	ZI	9000002877	1/31/2013	350.00
52524000	Co Dues/Mmbrshp Ded	ZI	9000002878	1/31/2013	150.00
52524000	Co Dues/Mmbrshp Ded	ZI	9000002879	1/31/2013	150.00
52524000	Co Dues/Mmbrshp Ded	SR	9600000146	1/31/2013	833.33
52524000	Co Dues/Mmbrshp Ded	SR	9600000147	1/31/2013	439.83
52524000	Co Dues/Mmbrshp Ded	SR	9600000150	1/31/2013	3,800.50
52526100	Credit Line Fees I/C	SV	100003376	1/31/2013	3,971.84
52526100	Credit Line Fees I/C	TI	3000011432	1/31/2013	2,559.72
52526100	Credit Line Fees I/C	TI	3000011433	1/31/2013	56.93
52532000	Electricity	SV	100003340	1/31/2013	11,753.20
52532000	Electricity	CS	9300007812	1/31/2013	(34.61)
52532000	Electricity	CS	9300007813	1/31/2013	(629.09)
52532000	Electricity	CS	9300007826	1/31/2013	650.39
52532000	Electricity	CS	9300007829	1/31/2013	923.69
52532000	Electricity	CS	9300007863	1/31/2013	276.90
52532000	Electricity	CS	9300007878	1/31/2013	76.33
52532000	Electricity	CS	9300008043	1/31/2013	(21.50)
52532000	Electricity	CS	9300008054	1/31/2013	(606.66)
52532000	Electricity	CS	9300008056	1/31/2013	(598.04)
52532000	Electricity	CS	9300008081	1/31/2013	(160.25)
52532000	Electricity	CS	9300008176	1/31/2013	(43.24)
52532000	Electricity	CS	9300008179	1/31/2013	(91.54)
52532000	Electricity	CS	9300008180	1/31/2013	(356.17)
52532000	Electricity	CS	9300008185	1/31/2013	(383.71)
52532000	Electricity	CS	9300008243	1/31/2013	(178.88)
52532000	Electricity	CS	9300008244	1/31/2013	(883.98)
52532000	Electricity	CS	9300008248	1/31/2013	(788.60)
52532000	Electricity	CS	9300008250	1/31/2013	(3,431.42)
52532000	Electricity	CS	9300008260	1/31/2013	(399.57)
52532000	Electricity	CS	9300008272	1/31/2013	(6,070.75)
52532013	Electricity WT	CS	9300007812	1/31/2013	34.61
52532013	Electricity WT	CS	9300007813	1/31/2013	629.09
52532013	Electricity WT	CS	9300008043	1/31/2013	21.50
52532013	Electricity WT	CS	9300008176	1/31/2013	43.24
52532013	Electricity WT	CS	9300008243	1/31/2013	178.88
52532013	Electricity WT	CS	9300008244	1/31/2013	883.98
52532014	Electricity TD	CS	9300007826	1/31/2013	(650.39)
52532014	Electricity TD	CS	9300007829	1/31/2013	(923.69)
52532014	Electricity TD	CS	9300008054	1/31/2013	606.66

## Kentucky American Water Company

Case No. 2012-00520

Response to PSC DR1, Item 31

Account	Description	Doc Type	Document Number	Posting Date	Amount
52532014	Electricity TD	CS	9300008056	1/31/2013	598.04
52532014	Electricity TD	CS	9300008179	1/31/2013	91.54
52532014	Electricity TD	CS	9300008180	1/31/2013	356.17
52532014	Electricity TD	CS	9300008248	1/31/2013	788.60
52532014	Electricity TD	CS	9300008250	1/31/2013	3,431.42
52532016	Electricity AG	CS	9300007863	1/31/2013	(276.90)
52532016	Electricity AG	CS	9300007878	1/31/2013	(76.33)
52532016	Electricity AG	CS	9300008081	1/31/2013	160.25
52532016	Electricity AG	CS	9300008185	1/31/2013	383.71
52532016	Electricity AG	CS	9300008260	1/31/2013	399.57
52532016	Electricity AG	CS	9300008272	1/31/2013	6,070.75
52534000	Employee Expenses	SV	100003393	1/31/2013	31,870.91
52534000	Employee Expenses	ZI	9000002882	1/31/2013	2,037.53
52534000	Employee Expenses	UT	9300008157	1/31/2013	(1.45)
52534200	Conferences & Reg	SA	100003469	1/31/2013	11.30
52535000	Meals Deductible	SV	100003393	1/31/2013	31,870.90
52535000	Meals Deductible	ZI	9000002848	1/31/2013	42.40
52535000	Meals Deductible	ZI	9000002853	1/31/2013	116.12
52535000	Meals Deductible	ZI	9000002854	1/31/2013	330.19
52535000	Meals Deductible	ZI	9000002855	1/31/2013	49.70
52535000	Meals Deductible	ZI	9000002856	1/31/2013	44.96
52535000	Meals Deductible	ZI	9000002858	1/31/2013	9.06
52535000	Meals Deductible	ZI	9000002859	1/31/2013	13.01
52535000	Meals Deductible	ZI	9000002860	1/31/2013	27.48
52535000	Meals Deductible	ZI	9000002861	1/31/2013	42.94
52535000	Meals Deductible	ZI	9000002862	1/31/2013	86.24
52535000	Meals Deductible	ZI	9000002865	1/31/2013	125.57
52535000	Meals Deductible	ZI	9000002867	1/31/2013	7.95
52535000	Meals Deductible	ZI	9000002871	1/31/2013	47.94
52535000	Meals Deductible	ZI	9000002873	1/31/2013	6.56
52535000	Meals Deductible	ZI	9000002880	1/31/2013	11.05
52535000	Meals Deductible	ZI	9000002883	1/31/2013	22.87
52542000	Forms	SV	100003374	1/31/2013	11,546.42
52542000	Forms	SV	100003384	1/31/2013	13,534.14
52542000	Forms	CS	9300007854	1/31/2013	(3,655.92)
52542000	Forms	CS	9300008073	1/31/2013	(11,410.48)
52542000	Forms	CS	9300008287	1/31/2013	(25,080.56)
52542015	Forms CA	CS	9300007854	1/31/2013	3,655.92
52542015	Forms CA	CS	9300008073	1/31/2013	11,410.48
52542015	Forms CA	CS	9300008287	1/31/2013	25,080.56
52546000	Grounds Keeping	CS	9300008056	1/31/2013	(3,423.80)
52546014	Grounds Keeping TD	CS	9300008056	1/31/2013	3,423.80
52548000	Heating Oil/Gas	SV	100003340	1/31/2013	4,126.54
52548000	Heating Oil/Gas	CS	9300007828	1/31/2013	1.94
52548000	Heating Oil/Gas	CS	9300007829	1/31/2013	(197.84)
52548000	Heating Oil/Gas	CS	9300007878	1/31/2013	(253.52)
52548000	Heating Oil/Gas	CS	9300008249	1/31/2013	(7.28)
52548000	Heating Oil/Gas	CS	9300008250	1/31/2013	(2,202.31)
52548000	Heating Oil/Gas	CS	9300008272	1/31/2013	(1,916.95)
52548014	Heating Oil/Gas TD	CS	9300007828	1/31/2013	(1.94)
52548014	Heating Oil/Gas TD	CS	9300007829	1/31/2013	197.84
52548014	Heating Oil/Gas TD	CS	9300008249	1/31/2013	7.28
52548014	Heating Oil/Gas TD	CS	9300008250	1/31/2013	2,202.31

## Kentucky American Water Company

Case No. 2012-00520

Response to PSC DR1, Item 31

Account	Description	Doc Type	Document Number	Posting Date	Amount
52548016	Heating Oil/Gas AG	CS	9300007878	1/31/2013	253.52
52548016	Heating Oil/Gas AG	CS	9300008272	1/31/2013	1,916.95
52550000	Janitorial	SV	100003400	1/31/2013	2,000.00
52550000	Janitorial	ZI	9000002876	1/31/2013	8.54
52550000	Janitorial	ZI	9000002885	1/31/2013	4.27
52550000	Janitorial	CS	9300007813	1/31/2013	2,000.00
52550000	Janitorial	CS	9300007816	1/31/2013	(34.16)
52550000	Janitorial	CS	9300007863	1/31/2013	(21.35)
52550000	Janitorial	CS	9300008043	1/31/2013	0.01
52550000	Janitorial	CS	9300008045	1/31/2013	(43.52)
52550000	Janitorial	CS	9300008081	1/31/2013	(62.81)
52550000	Janitorial	CS	9300008176	1/31/2013	(57.62)
52550000	Janitorial	CS	9300008246	1/31/2013	(8.54)
52550000	Janitorial	CS	9300008260	1/31/2013	(4.27)
52550000	Janitorial	CS	9300009014	1/31/2013	(2,000.00)
52550013	Janitorial WT	CS	9300007813	1/31/2013	(2,000.00)
52550013	Janitorial WT	CS	9300007816	1/31/2013	34.16
52550013	Janitorial WT	CS	9300008043	1/31/2013	(0.01)
52550013	Janitorial WT	CS	9300008045	1/31/2013	43.52
52550013	Janitorial WT	CS	9300008176	1/31/2013	57.62
52550013	Janitorial WT	CS	9300008246	1/31/2013	8.54
52550013	Janitorial WT	CS	9300009014	1/31/2013	2,000.00
52550016	Janitorial AG	CS	9300007863	1/31/2013	21.35
52550016	Janitorial AG	CS	9300008081	1/31/2013	62.81
52550016	Janitorial AG	CS	9300008260	1/31/2013	4.27
52554500	Lab Supplies	WE	5000005436	1/31/2013	30.91
52554500	Lab Supplies	WE	5000005437	1/31/2013	53.96
52554500	Lab Supplies	WE	5000005438	1/31/2013	827.18
52562000	Office Supplies	UZ	2000000937	1/31/2013	(179.82)
52562000	Office Supplies	WE	5000005439	1/31/2013	479.96
52562000	Office Supplies	WE	5000005456	1/31/2013	21.73
52562000	Office Supplies	CS	9300007791	1/31/2013	(2,065.24)
52562000	Office Supplies	CS	9300007810	1/31/2013	(69.00)
52562000	Office Supplies	CS	9300007813	1/31/2013	(2,321.73)
52562000	Office Supplies	CS	9300007816	1/31/2013	(468.64)
52562000	Office Supplies	CS	9300007826	1/31/2013	(656.36)
52562000	Office Supplies	CS	9300007829	1/31/2013	(2,019.60)
52562000	Office Supplies	CS	9300007863	1/31/2013	(86.76)
52562000	Office Supplies	CS	9300007869	1/31/2013	(168.80)
52562000	Office Supplies	CS	9300007873	1/31/2013	(60.53)
52562000	Office Supplies	CS	9300007887	1/31/2013	(376.96)
52562000	Office Supplies	CS	9300007921	1/31/2013	(102.09)
52562000	Office Supplies	CS	9300008029	1/31/2013	(19.45)
52562000	Office Supplies	CS	9300008043	1/31/2013	(1.63)
52562000	Office Supplies	CS	9300008045	1/31/2013	(420.96)
52562000	Office Supplies	CS	9300008056	1/31/2013	(278.81)
52562000	Office Supplies	CS	9300008094	1/31/2013	(26.60)
52562000	Office Supplies	CS	9300008103	1/31/2013	(0.01)
52562000	Office Supplies	CS	9300008196	1/31/2013	(66.52)
52562000	Office Supplies	CS	9300008197	1/31/2013	(227.90)
52562000	Office Supplies	CS	9300008270	1/31/2013	(21.73)
52562000	Office Supplies	CS	9300008274	1/31/2013	(300.14)
52562013	Off&Adm Supplies WT	CS	9300007791	1/31/2013	2,065.24

## Kentucky American Water Company

Case No. 2012-00520

Response to PSC DR1, Item 31

Account	Description	Doc Type	Document Number	Posting Date	Amount
52562013	Off&Adm Supplies WT	CS	9300007810	1/31/2013	69.00
52562013	Off&Adm Supplies WT	CS	9300007813	1/31/2013	2,321.73
52562013	Off&Adm Supplies WT	CS	9300007816	1/31/2013	468.64
52562013	Off&Adm Supplies WT	CS	9300008029	1/31/2013	19.45
52562013	Off&Adm Supplies WT	CS	9300008043	1/31/2013	1.63
52562013	Off&Adm Supplies WT	CS	9300008045	1/31/2013	420.96
52562014	Off&Adm Supplies TD	CS	9300007826	1/31/2013	656.36
52562014	Off&Adm Supplies TD	CS	9300007829	1/31/2013	2,019.60
52562014	Off&Adm Supplies TD	CS	9300008056	1/31/2013	278.81
52562016	Off&Adm Supplies AG	CS	9300007863	1/31/2013	86.76
52562016	Off&Adm Supplies AG	CS	9300007869	1/31/2013	168.80
52562016	Off&Adm Supplies AG	CS	9300007873	1/31/2013	60.53
52562016	Off&Adm Supplies AG	CS	9300007887	1/31/2013	376.96
52562016	Off&Adm Supplies AG	CS	9300007921	1/31/2013	102.09
52562016	Off&Adm Supplies AG	CS	9300008094	1/31/2013	26.60
52562016	Off&Adm Supplies AG	CS	9300008103	1/31/2013	0.01
52562016	Off&Adm Supplies AG	CS	9300008196	1/31/2013	66.52
52562016	Off&Adm Supplies AG	CS	9300008197	1/31/2013	227.90
52562016	Off&Adm Supplies AG	CS	9300008270	1/31/2013	21.73
52562016	Off&Adm Supplies AG	CS	9300008274	1/31/2013	300.14
52562500	Overnight Shippng	UZ	2000000939	1/31/2013	(337.98)
52562500	Overnight Shippng	KR	5000005418	1/31/2013	65.77
52562500	Overnight Shippng	KR	5000005453	1/31/2013	337.98
52562500	Overnight Shippng	ZI	9000002870	1/31/2013	14.37
52562500	Overnight Shippng	CS	9300007792	1/31/2013	(31.95)
52562500	Overnight Shippng	CS	9300007810	1/31/2013	(1,785.56)
52562500	Overnight Shippng	CS	9300007813	1/31/2013	(13.15)
52562500	Overnight Shippng	CS	9300007850	1/31/2013	(85.03)
52562500	Overnight Shippng	CS	9300007860	1/31/2013	(37.99)
52562500	Overnight Shippng	CS	9300007873	1/31/2013	(0.46)
52562500	Overnight Shippng	CS	9300007876	1/31/2013	(0.46)
52562500	Overnight Shippng	CS	9300007882	1/31/2013	(7.50)
52562500	Overnight Shippng	CS	9300007887	1/31/2013	(12.41)
52562500	Overnight Shippng	CS	9300007894	1/31/2013	(25.29)
52562500	Overnight Shippng	CS	9300008041	1/31/2013	(41.85)
52562500	Overnight Shippng	CS	9300008071	1/31/2013	(24.82)
52562500	Overnight Shippng	CS	9300008098	1/31/2013	(25.15)
52562500	Overnight Shippng	CS	9300008099	1/31/2013	(3.55)
52562500	Overnight Shippng	CS	9300008174	1/31/2013	(584.06)
52562500	Overnight Shippng	CS	9300008183	1/31/2013	(65.77)
52562500	Overnight Shippng	CS	9300008277	1/31/2013	(14.37)
52562513	Overnight Shippng WT	CS	9300007792	1/31/2013	31.95
52562513	Overnight Shippng WT	CS	9300007810	1/31/2013	1,785.56
52562513	Overnight Shippng WT	CS	9300007813	1/31/2013	13.15
52562513	Overnight Shippng WT	CS	9300007894	1/31/2013	25.29
52562513	Overnight Shippng WT	CS	9300008041	1/31/2013	41.85
52562513	Overnight Shippng WT	CS	9300008174	1/31/2013	584.06
52562513	Overnight Shippng WT	CS	9300008277	1/31/2013	14.37
52562515	Overnight Shippng CA	CS	9300007850	1/31/2013	85.03
52562515	Overnight Shippng CA	CS	9300008071	1/31/2013	24.82
52562515	Overnight Shippng CA	CS	9300008183	1/31/2013	65.77
52562516	Overnight Shippng AG	CS	9300007860	1/31/2013	37.99
52562516	Overnight Shippng AG	CS	9300007873	1/31/2013	0.46

## Kentucky American Water Company

Case No. 2012-00520

Response to PSC DR1, Item 31

Account	Description	Doc Type	Document Number	Posting Date	Amount
52562516	Overnight Shippng AG	CS	9300007876	1/31/2013	0.46
52562516	Overnight Shippng AG	CS	9300007882	1/31/2013	7.50
52562516	Overnight Shippng AG	CS	9300007887	1/31/2013	12.41
52562516	Overnight Shippng AG	CS	9300008098	1/31/2013	25.15
52562516	Overnight Shippng AG	CS	9300008099	1/31/2013	3.55
52566000	Postage	SA	100003395	1/31/2013	48,314.62
52566000	Postage	CS	9300007887	1/31/2013	(38.00)
52566000	Postage	UT	9300008159	1/31/2013	(25,000.00)
52566000	Postage	UT	9300008161	1/31/2013	(48,367.69)
52566000	Postage	CS	9300009017	1/31/2013	(48,314.62)
52566015	Postage CA	CS	9300009017	1/31/2013	48,314.62
52566016	Postage AG	CS	9300007887	1/31/2013	38.00
52566700	Printing	KR	5000005434	1/31/2013	136.88
52568000	Research & Develop	SA	100003465	1/31/2013	1,753.72
52568000	Research & Develop	SA	100003470	1/31/2013	81.10
52571000	Security Svc	SV	100003400	1/31/2013	3,808.00
52571000	Security Svc	CS	9300007878	1/31/2013	3,808.00
52571000	Security Svc	CS	9300009019	1/31/2013	(3,808.00)
52571016	Security Svc AG	CS	9300007878	1/31/2013	(3,808.00)
52571016	Security Svc AG	CS	9300009019	1/31/2013	3,808.00
52571500	Software Licenses	SA	100003462	1/31/2013	1,953.48
52571500	Software Licenses	SA	100003464	1/31/2013	472.50
52571500	Software Licenses	SA	100003466	1/31/2013	349.09
52571500	Software Licenses	SA	100003472	1/31/2013	85.29
52571500	Software Licenses	SA	100003473	1/31/2013	240.11
52571500	Software Licenses	SA	100003478	1/31/2013	554.17
52574000	Telephone	SV	100003370	1/31/2013	3,870.13
52574000	Telephone	UZ	2000000932	1/31/2013	(432.04)
52574000	Telephone	RE	5000005420	1/31/2013	432.04
52574000	Telephone	CS	9300007810	1/31/2013	3.28
52574000	Telephone	CS	9300007815	1/31/2013	68.22
52574000	Telephone	CS	9300007850	1/31/2013	(14.95)
52574000	Telephone	CS	9300007853	1/31/2013	(6,714.25)
52574000	Telephone	CS	9300007860	1/31/2013	(319.44)
52574000	Telephone	CS	9300007863	1/31/2013	(3,773.68)
52574000	Telephone	CS	9300007868	1/31/2013	6.94
52574000	Telephone	CS	9300007869	1/31/2013	(46.26)
52574000	Telephone	CS	9300007871	1/31/2013	(127.40)
52574000	Telephone	CS	9300007873	1/31/2013	(151.69)
52574000	Telephone	CS	9300007876	1/31/2013	(1.02)
52574000	Telephone	CS	9300007884	1/31/2013	13.54
52574000	Telephone	CS	9300007887	1/31/2013	(36.41)
52574000	Telephone	CS	9300008041	1/31/2013	(1.99)
52574000	Telephone	CS	9300008087	1/31/2013	(4.39)
52574000	Telephone	CS	9300008094	1/31/2013	(2.07)
52574000	Telephone	CS	9300008101	1/31/2013	(0.96)
52574000	Telephone	CS	9300008103	1/31/2013	(13.39)
52574000	Telephone	CS	9300008241	1/31/2013	(1.99)
52574000	Telephone	CS	9300008245	1/31/2013	(2,046.65)
52574000	Telephone	CS	9300008255	1/31/2013	(1,667.81)
52574000	Telephone	CS	9300008258	1/31/2013	(54.66)
52574000	Telephone	CS	9300008260	1/31/2013	(1,389.53)
52574000	Telephone	CS	9300008264	1/31/2013	(38.87)

## Kentucky American Water Company

Case No. 2012-00520

Response to PSC DR1, Item 31

Account	Description	Doc Type	Document Number	Posting Date	Amount
52574000	Telephone	CS	9300008265	1/31/2013	(4.39)
52574000	Telephone	CS	9300008267	1/31/2013	(138.25)
52574000	Telephone	CS	9300008269	1/31/2013	(590.48)
52574000	Telephone	CS	9300008270	1/31/2013	(2.07)
52574000	Telephone	CS	9300008273	1/31/2013	(0.96)
52574000	Telephone	CS	9300008274	1/31/2013	(13.39)
52574000	Telephone	ZC	9400001963	1/31/2013	2,078.92
52574013	Telephone WT	CS	9300007810	1/31/2013	(3.28)
52574013	Telephone WT	CS	9300007815	1/31/2013	(68.22)
52574013	Telephone WT	CS	9300008041	1/31/2013	1.99
52574013	Telephone WT	CS	9300008241	1/31/2013	1.99
52574013	Telephone WT	CS	9300008245	1/31/2013	2,046.65
52574015	Telephone CA	CS	9300007850	1/31/2013	14.95
52574015	Telephone CA	CS	9300007853	1/31/2013	6,714.25
52574015	Telephone CA	CS	9300008255	1/31/2013	1,667.81
52574016	Telephone AG	CS	9300007860	1/31/2013	319.44
52574016	Telephone AG	CS	9300007863	1/31/2013	3,773.68
52574016	Telephone AG	CS	9300007868	1/31/2013	(6.94)
52574016	Telephone AG	CS	9300007869	1/31/2013	46.26
52574016	Telephone AG	CS	9300007871	1/31/2013	127.40
52574016	Telephone AG	CS	9300007873	1/31/2013	151.69
52574016	Telephone AG	CS	9300007876	1/31/2013	1.02
52574016	Telephone AG	CS	9300007884	1/31/2013	(13.54)
52574016	Telephone AG	CS	9300007887	1/31/2013	36.41
52574016	Telephone AG	CS	9300008087	1/31/2013	4.39
52574016	Telephone AG	CS	9300008094	1/31/2013	2.07
52574016	Telephone AG	CS	9300008101	1/31/2013	0.96
52574016	Telephone AG	CS	9300008103	1/31/2013	13.39
52574016	Telephone AG	CS	9300008258	1/31/2013	54.66
52574016	Telephone AG	CS	9300008260	1/31/2013	1,389.53
52574016	Telephone AG	CS	9300008264	1/31/2013	38.87
52574016	Telephone AG	CS	9300008265	1/31/2013	4.39
52574016	Telephone AG	CS	9300008267	1/31/2013	138.25
52574016	Telephone AG	CS	9300008269	1/31/2013	590.48
52574016	Telephone AG	CS	9300008270	1/31/2013	2.07
52574016	Telephone AG	CS	9300008273	1/31/2013	0.96
52574016	Telephone AG	CS	9300008274	1/31/2013	13.39
52574100	Cell Phone	SV	100003370	1/31/2013	5,226.27
52574100	Cell Phone	CS	9300007813	1/31/2013	52.53
52574100	Cell Phone	CS	9300007829	1/31/2013	(781.01)
52574100	Cell Phone	CS	9300007831	1/31/2013	(41.09)
52574100	Cell Phone	CS	9300007850	1/31/2013	(14.95)
52574100	Cell Phone	CS	9300007854	1/31/2013	213.76
52574100	Cell Phone	CS	9300007861	1/31/2013	183.40
52574100	Cell Phone	CS	9300007863	1/31/2013	90.83
52574100	Cell Phone	CS	9300007865	1/31/2013	15.87
52574100	Cell Phone	CS	9300007866	1/31/2013	315.48
52574100	Cell Phone	CS	9300007869	1/31/2013	942.85
52574100	Cell Phone	CS	9300007873	1/31/2013	1,277.00
52574100	Cell Phone	CS	9300007876	1/31/2013	57.66
52574100	Cell Phone	CS	9300007878	1/31/2013	56.01
52574100	Cell Phone	CS	9300007884	1/31/2013	378.02
52574100	Cell Phone	CS	9300007886	1/31/2013	(221.06)



## Kentucky American Water Company

Case No. 2012-00520

Response to PSC DR1, Item 31

Account	Description	Doc Type	Document Number	Posting Date	Amount
52574100	Cell Phone	CS	9300007887	1/31/2013	223.99
52574100	Cell Phone	CS	9300008041	1/31/2013	(31.79)
52574100	Cell Phone	CS	9300008043	1/31/2013	(65.60)
52574100	Cell Phone	CS	9300008056	1/31/2013	(172.72)
52574100	Cell Phone	CS	9300008080	1/31/2013	(227.94)
52574100	Cell Phone	CS	9300008081	1/31/2013	(116.33)
52574100	Cell Phone	CS	9300008083	1/31/2013	(71.13)
52574100	Cell Phone	CS	9300008084	1/31/2013	(358.38)
52574100	Cell Phone	CS	9300008087	1/31/2013	(2,428.58)
52574100	Cell Phone	CS	9300008090	1/31/2013	(1,070.88)
52574100	Cell Phone	CS	9300008094	1/31/2013	(73.95)
52574100	Cell Phone	CS	9300008096	1/31/2013	(75.54)
52574100	Cell Phone	CS	9300008101	1/31/2013	(462.86)
52574100	Cell Phone	CS	9300008103	1/31/2013	(279.88)
52574100	Cell Phone	CS	9300008244	1/31/2013	(50.79)
52574100	Cell Phone	CS	9300008250	1/31/2013	(363.82)
52574100	Cell Phone	CS	9300008252	1/31/2013	(6.12)
52574100	Cell Phone	CS	9300008256	1/31/2013	(351.89)
52574100	Cell Phone	CS	9300008259	1/31/2013	(176.47)
52574100	Cell Phone	CS	9300008260	1/31/2013	(90.06)
52574100	Cell Phone	CS	9300008262	1/31/2013	(61.19)
52574100	Cell Phone	CS	9300008263	1/31/2013	(277.46)
52574100	Cell Phone	CS	9300008265	1/31/2013	(1,993.61)
52574100	Cell Phone	CS	9300008269	1/31/2013	(1,164.11)
52574100	Cell Phone	CS	9300008270	1/31/2013	(57.25)
52574100	Cell Phone	CS	9300008272	1/31/2013	(58.48)
52574100	Cell Phone	CS	9300008273	1/31/2013	(358.34)
52574100	Cell Phone	CS	9300008274	1/31/2013	(216.68)
52574113	Cell Phone WT	CS	9300007813	1/31/2013	(52.53)
52574113	Cell Phone WT	CS	9300008041	1/31/2013	31.79
52574113	Cell Phone WT	CS	9300008043	1/31/2013	65.60
52574113	Cell Phone WT	CS	9300008244	1/31/2013	50.79
52574114	Cell Phone TD	CS	9300007829	1/31/2013	781.01
52574114	Cell Phone TD	CS	9300007831	1/31/2013	41.09
52574114	Cell Phone TD	CS	9300008056	1/31/2013	172.72
52574114	Cell Phone TD	CS	9300008250	1/31/2013	363.82
52574114	Cell Phone TD	CS	9300008252	1/31/2013	6.12
52574115	Cell Phone CA	CS	9300007850	1/31/2013	14.95
52574115	Cell Phone CA	CS	9300007854	1/31/2013	(213.76)
52574115	Cell Phone CA	CS	9300008256	1/31/2013	351.89
52574116	Cell Phone AG	CS	9300007861	1/31/2013	(183.40)
52574116	Cell Phone AG	CS	9300007863	1/31/2013	(90.83)
52574116	Cell Phone AG	CS	9300007865	1/31/2013	(15.87)
52574116	Cell Phone AG	CS	9300007866	1/31/2013	(315.48)
52574116	Cell Phone AG	CS	9300007869	1/31/2013	(942.85)
52574116	Cell Phone AG	CS	9300007873	1/31/2013	(1,277.00)
52574116	Cell Phone AG	CS	9300007876	1/31/2013	(57.66)
52574116	Cell Phone AG	CS	9300007878	1/31/2013	(56.01)
52574116	Cell Phone AG	CS	9300007884	1/31/2013	(378.02)
52574116	Cell Phone AG	CS	9300007886	1/31/2013	221.06
52574116	Cell Phone AG	CS	9300007887	1/31/2013	(223.99)
52574116	Cell Phone AG	CS	9300008080	1/31/2013	227.94
52574116	Cell Phone AG	CS	9300008081	1/31/2013	116.33

## Kentucky American Water Company

Case No. 2012-00520

Response to PSC DR1, Item 31

Account	Description	Doc Type	Document Number	Posting Date	Amount
52574116	Cell Phone AG	CS	9300008083	1/31/2013	71.13
52574116	Cell Phone AG	CS	9300008084	1/31/2013	358.38
52574116	Cell Phone AG	CS	9300008087	1/31/2013	2,428.58
52574116	Cell Phone AG	CS	9300008090	1/31/2013	1,070.88
52574116	Cell Phone AG	CS	9300008094	1/31/2013	73.95
52574116	Cell Phone AG	CS	9300008096	1/31/2013	75.54
52574116	Cell Phone AG	CS	9300008101	1/31/2013	462.86
52574116	Cell Phone AG	CS	9300008103	1/31/2013	279.88
52574116	Cell Phone AG	CS	9300008259	1/31/2013	176.47
52574116	Cell Phone AG	CS	9300008260	1/31/2013	90.06
52574116	Cell Phone AG	CS	9300008262	1/31/2013	61.19
52574116	Cell Phone AG	CS	9300008263	1/31/2013	277.46
52574116	Cell Phone AG	CS	9300008265	1/31/2013	1,993.61
52574116	Cell Phone AG	CS	9300008269	1/31/2013	1,164.11
52574116	Cell Phone AG	CS	9300008270	1/31/2013	57.25
52574116	Cell Phone AG	CS	9300008272	1/31/2013	58.48
52574116	Cell Phone AG	CS	9300008273	1/31/2013	358.34
52574116	Cell Phone AG	CS	9300008274	1/31/2013	216.68
52578000	Trash Removal	CS	9300007813	1/31/2013	(429.19)
52578000	Trash Removal	CS	9300007816	1/31/2013	(124.01)
52578000	Trash Removal	CS	9300007829	1/31/2013	(353.40)
52578000	Trash Removal	CS	9300007860	1/31/2013	(70.26)
52578000	Trash Removal	CS	9300007865	1/31/2013	(105.82)
52578000	Trash Removal	CS	9300007884	1/31/2013	(452.59)
52578000	Trash Removal	CS	9300007923	1/31/2013	(35.74)
52578000	Trash Removal	CS	9300008045	1/31/2013	(109.73)
52578000	Trash Removal	CS	9300008128	1/31/2013	(375.00)
52578013	Trash Removal WT	CS	9300007813	1/31/2013	429.19
52578013	Trash Removal WT	CS	9300007816	1/31/2013	124.01
52578013	Trash Removal WT	CS	9300007923	1/31/2013	35.74
52578013	Trash Removal WT	CS	9300008045	1/31/2013	109.73
52578013	Trash Removal WT	CS	9300008128	1/31/2013	375.00
52578014	Trash Removal TD	CS	9300007829	1/31/2013	353.40
52578016	Trash Removal AG	CS	9300007860	1/31/2013	70.26
52578016	Trash Removal AG	CS	9300007865	1/31/2013	105.82
52578016	Trash Removal AG	CS	9300007884	1/31/2013	452.59
52582000	Uniforms	ZI	9000002874	1/31/2013	69.19
52582000	Uniforms	ZI	9000002875	1/31/2013	179.03
52582000	Uniforms	ZI	9000002876	1/31/2013	32.91
52582000	Uniforms	ZI	9000002885	1/31/2013	50.85
52582000	Uniforms	CS	9300007791	1/31/2013	(459.80)
52582000	Uniforms	CS	9300007804	1/31/2013	(23.75)
52582000	Uniforms	CS	9300007807	1/31/2013	(30.71)
52582000	Uniforms	CS	9300007808	1/31/2013	(139.90)
52582000	Uniforms	CS	9300007813	1/31/2013	(231.63)
52582000	Uniforms	CS	9300007816	1/31/2013	(149.04)
52582000	Uniforms	CS	9300007826	1/31/2013	(245.27)
52582000	Uniforms	CS	9300007829	1/31/2013	(5,434.78)
52582000	Uniforms	CS	9300007923	1/31/2013	(432.38)
52582000	Uniforms	CS	9300008029	1/31/2013	(70.19)
52582000	Uniforms	CS	9300008037	1/31/2013	(4.51)
52582000	Uniforms	CS	9300008039	1/31/2013	(20.44)
52582000	Uniforms	CS	9300008045	1/31/2013	(28.10)

## Kentucky American Water Company

Case No. 2012-00520

Response to PSC DR1, Item 31

Account	Description	Doc Type	Document Number	Posting Date	Amount
52582000	Uniforms	CS	9300008054	1/31/2013	(30.71)
52582000	Uniforms	CS	9300008056	1/31/2013	(446.67)
52582000	Uniforms	CS	9300008128	1/31/2013	(60.98)
52582000	Uniforms	CS	9300008232	1/31/2013	(69.19)
52582000	Uniforms	CS	9300008239	1/31/2013	(4.81)
52582000	Uniforms	CS	9300008240	1/31/2013	(24.79)
52582000	Uniforms	CS	9300008246	1/31/2013	(32.91)
52582000	Uniforms	CS	9300008248	1/31/2013	(21.25)
52582000	Uniforms	CS	9300008284	1/31/2013	(179.03)
52582013	Uniforms WT	CS	9300007791	1/31/2013	459.80
52582013	Uniforms WT	CS	9300007804	1/31/2013	23.75
52582013	Uniforms WT	CS	9300007807	1/31/2013	30.71
52582013	Uniforms WT	CS	9300007808	1/31/2013	139.90
52582013	Uniforms WT	CS	9300007813	1/31/2013	231.63
52582013	Uniforms WT	CS	9300007816	1/31/2013	149.04
52582013	Uniforms WT	CS	9300007923	1/31/2013	432.38
52582013	Uniforms WT	CS	9300008029	1/31/2013	70.19
52582013	Uniforms WT	CS	9300008037	1/31/2013	4.51
52582013	Uniforms WT	CS	9300008039	1/31/2013	20.44
52582013	Uniforms WT	CS	9300008045	1/31/2013	28.10
52582013	Uniforms WT	CS	9300008128	1/31/2013	60.98
52582013	Uniforms WT	CS	9300008232	1/31/2013	69.19
52582013	Uniforms WT	CS	9300008239	1/31/2013	4.81
52582013	Uniforms WT	CS	9300008240	1/31/2013	24.79
52582013	Uniforms WT	CS	9300008246	1/31/2013	32.91
52582013	Uniforms WT	CS	9300008284	1/31/2013	179.03
52582014	Uniforms TD	CS	9300007826	1/31/2013	245.27
52582014	Uniforms TD	CS	9300007829	1/31/2013	5,434.78
52582014	Uniforms TD	CS	9300008054	1/31/2013	30.71
52582014	Uniforms TD	CS	9300008056	1/31/2013	446.67
52582014	Uniforms TD	CS	9300008248	1/31/2013	21.25
52583000	Water & WW	KR	5000005448	1/31/2013	61.34
52583000	Water & WW	KG	5000005450	1/31/2013	(19.46)
52583000	Water & WW	CS	9300007878	1/31/2013	(1,836.90)
52583000	Water & WW	CS	9300007925	1/31/2013	(5,069.10)
52583000	Water & WW	CS	9300008096	1/31/2013	(694.87)
52583000	Water & WW	CS	9300008191	1/31/2013	(33.32)
52583000	Water & WW	CS	9300008272	1/31/2013	(41.88)
52583011	Water & WW SS	CS	9300007925	1/31/2013	5,069.10
52583016	Water & WW AG	CS	9300007878	1/31/2013	1,836.90
52583016	Water & WW AG	CS	9300008096	1/31/2013	694.87
52583016	Water & WW AG	CS	9300008191	1/31/2013	33.32
52583016	Water & WW AG	CS	9300008272	1/31/2013	41.88
52801100	Indirect OH Clearing	SA	100003309	1/31/2013	73,224.97
52801100	Indirect OH Clearing	SL	100003341	1/31/2013	24,366.74
52801100	Indirect OH Clearing	UZ	2000000949	1/31/2013	(73,224.97)
52801100	Indirect OH Clearing	UZ	2000000952	1/31/2013	(26,953.24)
52801100	Indirect OH Clearing	UZ	2000000953	1/31/2013	2,586.50
52801200	Capital Accrual Clearing	SV	100003418	1/31/2013	150,453.79
52801200	Capital Accrual Clearing	SV	100003419	1/31/2013	204,000.00
52801200	Capital Accrual Clearing	SV	100003420	1/31/2013	114,480.00
52801200	Capital Accrual Clearing	SV	100003422	1/31/2013	31,824.10
52801200	Capital Accrual Clearing	SV	100003520	1/31/2013	91,780.89

Kentucky American Water Company  
Case No. 2012-00520  
Response to PSC DR1, Item 31

Account	Description	Doc Type	Document Number	Posting Date	Amount
52801200	Capital Accrual Clearing	UZ	2000000981	1/31/2013	(31,824.10)
52801200	Capital Accrual Clearing	UZ	2000000983	1/31/2013	(468,933.79)
52801200	Capital Accrual Clearing	UZ	2000001003	1/31/2013	(91,780.89)
52805100	Indirect OH RWIP Clr	SA	100003309	1/31/2013	(73,224.97)
52805100	Indirect OH RWIP Clr	SL	100003341	1/31/2013	2,558.63
52805100	Indirect OH RWIP Clr	UZ	2000000949	1/31/2013	73,224.97
52805100	Indirect OH RWIP Clr	UZ	2000000952	1/31/2013	(2,132.52)
52805100	Indirect OH RWIP Clr	UZ	2000000953	1/31/2013	(426.11)
53110000	Contr Svc-Eng	CS	9300007797	1/31/2013	(41.36)
53110000	Contr Svc-Eng	UT	9300008155	1/31/2013	(75,825.00)
53110011	Contr Svc-Eng SS	CS	9300007797	1/31/2013	41.36
53150000	Contr Svc-Other	SV	100003356	1/31/2013	5,541.83
53150000	Contr Svc-Other	SV	100003400	1/31/2013	2,800.00
53150000	Contr Svc-Other	SV	100003426	1/31/2013	5,933.25
53150000	Contr Svc-Other	SV	100003441	1/31/2013	135,675.00
53150000	Contr Svc-Other	UZ	2000000937	1/31/2013	(22,777.52)
53150000	Contr Svc-Other	UZ	2000000939	1/31/2013	(85,035.20)
53150000	Contr Svc-Other	UZ	2000000943	1/31/2013	820.00
53150000	Contr Svc-Other	WE	5000005429	1/31/2013	3,000.00
53150000	Contr Svc-Other	WE	5000005431	1/31/2013	5,150.00
53150000	Contr Svc-Other	WE	5000005433	1/31/2013	14,627.52
53150000	Contr Svc-Other	WE	5000005441	1/31/2013	107.50
53150000	Contr Svc-Other	WE	5000005442	1/31/2013	41,796.00
53150000	Contr Svc-Other	WE	5000005443	1/31/2013	44,182.50
53150000	Contr Svc-Other	KP	5000005445	1/31/2013	(1,920.00)
53150000	Contr Svc-Other	KR	5000005449	1/31/2013	869.20
53150000	Contr Svc-Other	KP	5000005455	1/31/2013	(820.00)
53150000	Contr Svc-Other	CS	9300007802	1/31/2013	82.05
53150000	Contr Svc-Other	CS	9300007804	1/31/2013	(319.25)
53150000	Contr Svc-Other	CS	9300007808	1/31/2013	(762.67)
53150000	Contr Svc-Other	CS	9300007810	1/31/2013	(1,430.12)
53150000	Contr Svc-Other	CS	9300007813	1/31/2013	(1,621.59)
53150000	Contr Svc-Other	CS	9300007829	1/31/2013	409.14
53150000	Contr Svc-Other	CS	9300007834	1/31/2013	(400.15)
53150000	Contr Svc-Other	CS	9300007850	1/31/2013	(2,250.01)
53150000	Contr Svc-Other	CS	9300007861	1/31/2013	(140.45)
53150000	Contr Svc-Other	CS	9300007863	1/31/2013	(70.45)
53150000	Contr Svc-Other	CS	9300007869	1/31/2013	(2,016.57)
53150000	Contr Svc-Other	CS	9300007871	1/31/2013	(321.02)
53150000	Contr Svc-Other	CS	9300007884	1/31/2013	(5,948.42)
53150000	Contr Svc-Other	CS	9300007887	1/31/2013	5,933.25
53150000	Contr Svc-Other	CS	9300007922	1/31/2013	(3,169.43)
53150000	Contr Svc-Other	CS	9300007923	1/31/2013	(4,370.73)
53150000	Contr Svc-Other	CS	9300008036	1/31/2013	(1,060.00)
53150000	Contr Svc-Other	CS	9300008045	1/31/2013	(2,699.76)
53150000	Contr Svc-Other	CS	9300008054	1/31/2013	(105.54)
53150000	Contr Svc-Other	CS	9300008071	1/31/2013	(17,840.77)
53150000	Contr Svc-Other	CS	9300008101	1/31/2013	(169.60)
53150000	Contr Svc-Other	CS	9300008111	1/31/2013	2,227.53
53150000	Contr Svc-Other	CS	9300008127	1/31/2013	(497.26)
53150000	Contr Svc-Other	CS	9300008128	1/31/2013	(946.05)
53150000	Contr Svc-Other	UT	9300008155	1/31/2013	(234,765.06)
53150000	Contr Svc-Other	CS	9300008156	1/31/2013	(61.40)

## Kentucky American Water Company

Case No. 2012-00520

Response to PSC DR1, Item 31

Account	Description	Doc Type	Document Number	Posting Date	Amount
53150000	Contr Svc-Other	UT	9300008158	1/31/2013	(397.12)
53150000	Contr Svc-Other	CS	9300008165	1/31/2013	(1,362.38)
53150000	Contr Svc-Other	CS	9300008168	1/31/2013	(102.57)
53150000	Contr Svc-Other	CS	9300008170	1/31/2013	(1,374.83)
53150000	Contr Svc-Other	CS	9300008172	1/31/2013	(61.48)
53150000	Contr Svc-Other	CS	9300008174	1/31/2013	(6,781.58)
53150000	Contr Svc-Other	CS	9300008183	1/31/2013	218.51
53150000	Contr Svc-Other	CS	9300008186	1/31/2013	(77.49)
53150000	Contr Svc-Other	CS	9300008195	1/31/2013	(160.60)
53150000	Contr Svc-Other	CS	9300008200	1/31/2013	(908.25)
53150000	Contr Svc-Other	CS	9300008201	1/31/2013	(3,178.88)
53150000	Contr Svc-Other	CS	9300008206	1/31/2013	(132.32)
53150000	Contr Svc-Other	CS	9300008207	1/31/2013	(40.28)
53150000	Contr Svc-Other	CS	9300008209	1/31/2013	(3,178.90)
53150000	Contr Svc-Other	CS	9300008267	1/31/2013	(5,541.83)
53150000	Contr Svc-Other	CS	9300008283	1/31/2013	(104.10)
53150000	Contr Svc-Other	CS	9300009016	1/31/2013	(2,800.00)
53150000	Contr Svc-Other	CS	9300009022	1/31/2013	(5,933.25)
53150000	Contr Svc-Other	UT	9300009026	1/31/2013	(135,675.00)
53150000	Contr Svc-Other	SR	9600000148	1/31/2013	8,258.98
53150013	Contr Svc-Other WT	CS	9300007802	1/31/2013	(82.05)
53150013	Contr Svc-Other WT	CS	9300007804	1/31/2013	319.25
53150013	Contr Svc-Other WT	CS	9300007808	1/31/2013	762.67
53150013	Contr Svc-Other WT	CS	9300007810	1/31/2013	1,430.12
53150013	Contr Svc-Other WT	CS	9300007813	1/31/2013	1,621.59
53150013	Contr Svc-Other WT	CS	9300007923	1/31/2013	4,370.73
53150013	Contr Svc-Other WT	CS	9300008036	1/31/2013	1,060.00
53150013	Contr Svc-Other WT	CS	9300008045	1/31/2013	2,699.76
53150013	Contr Svc-Other WT	CS	9300008128	1/31/2013	946.05
53150013	Contr Svc-Other WT	CS	9300008168	1/31/2013	102.57
53150013	Contr Svc-Other WT	CS	9300008170	1/31/2013	1,374.83
53150013	Contr Svc-Other WT	CS	9300008172	1/31/2013	61.48
53150013	Contr Svc-Other WT	CS	9300008174	1/31/2013	6,781.58
53150013	Contr Svc-Other WT	CS	9300008207	1/31/2013	40.28
53150014	Contr Svc-Other TD	CS	9300007829	1/31/2013	(409.14)
53150014	Contr Svc-Other TD	CS	9300007834	1/31/2013	400.15
53150014	Contr Svc-Other TD	CS	9300008054	1/31/2013	105.54
53150014	Contr Svc-Other TD	CS	9300009016	1/31/2013	2,800.00
53150015	Contr Svc-Other CA	CS	9300007850	1/31/2013	2,250.01
53150015	Contr Svc-Other CA	CS	9300008071	1/31/2013	17,840.77
53150015	Contr Svc-Other CA	CS	9300008183	1/31/2013	(218.51)
53150016	Contr Svc-Other AG	CS	9300007861	1/31/2013	140.45
53150016	Contr Svc-Other AG	CS	9300007863	1/31/2013	70.45
53150016	Contr Svc-Other AG	CS	9300007869	1/31/2013	2,016.57
53150016	Contr Svc-Other AG	CS	9300007871	1/31/2013	321.02
53150016	Contr Svc-Other AG	CS	9300007884	1/31/2013	5,948.42
53150016	Contr Svc-Other AG	CS	9300007887	1/31/2013	(5,933.25)
53150016	Contr Svc-Other AG	CS	9300008101	1/31/2013	169.60
53150016	Contr Svc-Other AG	CS	9300008186	1/31/2013	77.49
53150016	Contr Svc-Other AG	CS	9300008195	1/31/2013	160.60
53150016	Contr Svc-Other AG	CS	9300008267	1/31/2013	5,541.83
53150016	Contr Svc-Other AG	CS	9300009022	1/31/2013	5,933.25
53154000	Contr Svc-Audit Fees	SA	100003507	1/31/2013	7,371.00

Kentucky American Water Company  
Case No. 2012-00520  
Response to PSC DR1, Item 31

Account	Description	Doc Type	Document Number	Posting Date	Amount
53155000	Contr Svc-Legal	SV	100003394	1/31/2013	66,124.00
53155000	Contr Svc-Legal	UZ	2000000930	1/31/2013	1,581.17
53155000	Contr Svc-Legal	UT	9300008160	1/31/2013	29,509.90
53155000	Contr Svc-Legal	UT	9300009009	1/31/2013	(51,071.97)
53401000	AWWSC Labor OPEX	CF	9300008290	1/31/2013	(5.85)
53401000	AWWSC Labor OPEX	CF	9300008291	1/31/2013	55.66
53401000	AWWSC Labor OPEX	CF	9300008292	1/31/2013	380.56
53401000	AWWSC Labor OPEX	CF	9300008295	1/31/2013	991.38
53401000	AWWSC Labor OPEX	CF	9300008296	1/31/2013	237.38
53401000	AWWSC Labor OPEX	CF	9300008297	1/31/2013	82.82
53401000	AWWSC Labor OPEX	CF	9300008298	1/31/2013	26.82
53401000	AWWSC Labor OPEX	CF	9300008302	1/31/2013	105.55
53401000	AWWSC Labor OPEX	CF	9300008304	1/31/2013	1,249.68
53401000	AWWSC Labor OPEX	CF	9300008305	1/31/2013	822.59
53401000	AWWSC Labor OPEX	CF	9300008306	1/31/2013	1,548.19
53401000	AWWSC Labor OPEX	CF	9300008307	1/31/2013	97.21
53401000	AWWSC Labor OPEX	CF	9300008317	1/31/2013	1,467.13
53401000	AWWSC Labor OPEX	CF	9300008318	1/31/2013	3,717.53
53401000	AWWSC Labor OPEX	CF	9300008319	1/31/2013	1,437.21
53401000	AWWSC Labor OPEX	CF	9300008320	1/31/2013	1,045.61
53401000	AWWSC Labor OPEX	CF	9300008321	1/31/2013	2,259.40
53401000	AWWSC Labor OPEX	CF	9300008322	1/31/2013	3,457.46
53401000	AWWSC Labor OPEX	CF	9300008323	1/31/2013	409.58
53401000	AWWSC Labor OPEX	CF	9300008324	1/31/2013	246.50
53401000	AWWSC Labor OPEX	CF	9300008325	1/31/2013	2,266.54
53401000	AWWSC Labor OPEX	CF	9300008327	1/31/2013	55.83
53401000	AWWSC Labor OPEX	CF	9300008329	1/31/2013	875.08
53401000	AWWSC Labor OPEX	CF	9300008330	1/31/2013	1,031.57
53401000	AWWSC Labor OPEX	CF	9300008331	1/31/2013	33.87
53401000	AWWSC Labor OPEX	CF	9300008333	1/31/2013	55.46
53401000	AWWSC Labor OPEX	CF	9300008334	1/31/2013	227.77
53401000	AWWSC Labor OPEX	CF	9300008335	1/31/2013	521.51
53401000	AWWSC Labor OPEX	CF	9300008336	1/31/2013	4,159.96
53401000	AWWSC Labor OPEX	CF	9300008337	1/31/2013	1,639.14
53401000	AWWSC Labor OPEX	CF	9300008338	1/31/2013	2,252.25
53401000	AWWSC Labor OPEX	CF	9300008339	1/31/2013	1,679.83
53401000	AWWSC Labor OPEX	CF	9300008340	1/31/2013	3,423.01
53401000	AWWSC Labor OPEX	CF	9300008341	1/31/2013	1,189.99
53401000	AWWSC Labor OPEX	CF	9300008342	1/31/2013	2,251.63
53401000	AWWSC Labor OPEX	CF	9300008343	1/31/2013	752.55
53401000	AWWSC Labor OPEX	CF	9300008344	1/31/2013	1,189.68
53401000	AWWSC Labor OPEX	CF	9300008346	1/31/2013	2,032.13
53401000	AWWSC Labor OPEX	CF	9300008347	1/31/2013	56.13
53401000	AWWSC Labor OPEX	CF	9300008348	1/31/2013	8.76
53401000	AWWSC Labor OPEX	CF	9300008349	1/31/2013	28.81
53401000	AWWSC Labor OPEX	CF	9300008350	1/31/2013	1,459.34
53401000	AWWSC Labor OPEX	CF	9300008351	1/31/2013	1,771.82
53401000	AWWSC Labor OPEX	CF	9300008356	1/31/2013	294.38
53401000	AWWSC Labor OPEX	CF	9300008358	1/31/2013	467.64
53401000	AWWSC Labor OPEX	CF	9300008360	1/31/2013	(17.20)
53401000	AWWSC Labor OPEX	CF	9300008361	1/31/2013	58.39
53401000	AWWSC Labor OPEX	CF	9300008363	1/31/2013	847.94
53401000	AWWSC Labor OPEX	CF	9300008364	1/31/2013	633.09

## Kentucky American Water Company

Case No. 2012-00520

Response to PSC DR1, Item 31

Account	Description	Doc Type	Document Number	Posting Date	Amount
53401000	AWWSC Labor OPEX	CF	9300008365	1/31/2013	2,416.34
53401000	AWWSC Labor OPEX	CF	9300008366	1/31/2013	672.83
53401000	AWWSC Labor OPEX	CF	9300008367	1/31/2013	5,251.46
53401000	AWWSC Labor OPEX	CF	9300008368	1/31/2013	137.20
53401000	AWWSC Labor OPEX	CF	9300008369	1/31/2013	955.96
53401000	AWWSC Labor OPEX	CF	9300008370	1/31/2013	371.91
53401000	AWWSC Labor OPEX	CF	9300008371	1/31/2013	1,370.70
53401000	AWWSC Labor OPEX	CF	9300008372	1/31/2013	168.38
53401000	AWWSC Labor OPEX	CF	9300008374	1/31/2013	5,118.93
53401000	AWWSC Labor OPEX	CF	9300008375	1/31/2013	814.33
53401000	AWWSC Labor OPEX	CF	9300008376	1/31/2013	1,106.96
53401000	AWWSC Labor OPEX	CF	9300008377	1/31/2013	369.36
53401000	AWWSC Labor OPEX	CF	9300008383	1/31/2013	2,142.98
53401000	AWWSC Labor OPEX	CF	9300008384	1/31/2013	751.56
53401000	AWWSC Labor OPEX	CF	9300008385	1/31/2013	2,517.02
53401000	AWWSC Labor OPEX	CF	9300008386	1/31/2013	218.69
53401000	AWWSC Labor OPEX	CF	9300008387	1/31/2013	24.49
53401000	AWWSC Labor OPEX	CF	9300008389	1/31/2013	7.28
53401000	AWWSC Labor OPEX	CF	9300008390	1/31/2013	544.41
53401000	AWWSC Labor OPEX	CF	9300008391	1/31/2013	158.28
53401000	AWWSC Labor OPEX	CF	9300008392	1/31/2013	85.96
53401000	AWWSC Labor OPEX	CF	9300008393	1/31/2013	326.54
53401000	AWWSC Labor OPEX	CF	9300008394	1/31/2013	379.74
53401000	AWWSC Labor OPEX	CF	9300008395	1/31/2013	132.77
53401000	AWWSC Labor OPEX	CF	9300008396	1/31/2013	2,311.21
53401000	AWWSC Labor OPEX	CF	9300008397	1/31/2013	397.51
53401000	AWWSC Labor OPEX	CF	9300008398	1/31/2013	1,831.18
53401000	AWWSC Labor OPEX	CF	9300008399	1/31/2013	2,082.26
53401000	AWWSC Labor OPEX	CF	9300008400	1/31/2013	2,486.17
53401000	AWWSC Labor OPEX	CF	9300008401	1/31/2013	13,822.29
53401000	AWWSC Labor OPEX	CF	9300008402	1/31/2013	265.56
53401000	AWWSC Labor OPEX	CF	9300008403	1/31/2013	1,570.17
53401000	AWWSC Labor OPEX	CF	9300008404	1/31/2013	1,595.92
53401000	AWWSC Labor OPEX	CF	9300008405	1/31/2013	1,226.53
53401000	AWWSC Labor OPEX	CF	9300008406	1/31/2013	498.28
53401000	AWWSC Labor OPEX	CF	9300008407	1/31/2013	149.48
53401000	AWWSC Labor OPEX	CF	9300008408	1/31/2013	84.43
53401000	AWWSC Labor OPEX	CF	9300008410	1/31/2013	179.74
53401000	AWWSC Labor OPEX	CF	9300008412	1/31/2013	2,709.34
53401000	AWWSC Labor OPEX	CF	9300008413	1/31/2013	25,723.07
53401000	AWWSC Labor OPEX	CF	9300008415	1/31/2013	95.14
53401000	AWWSC Labor OPEX	CF	9300008416	1/31/2013	17,733.75
53401000	AWWSC Labor OPEX	CF	9300008420	1/31/2013	1,237.62
53401000	AWWSC Labor OPEX	CF	9300008421	1/31/2013	48.25
53401000	AWWSC Labor OPEX	CF	9300008422	1/31/2013	(12.30)
53401000	AWWSC Labor OPEX	CF	9300008423	1/31/2013	2.33
53401000	AWWSC Labor OPEX	CF	9300008424	1/31/2013	1,373.38
53401000	AWWSC Labor OPEX	CF	9300008426	1/31/2013	312.88
53401000	AWWSC Labor OPEX	CF	9300008427	1/31/2013	554.49
53401000	AWWSC Labor OPEX	CF	9300008428	1/31/2013	471.20
53401000	AWWSC Labor OPEX	CF	9300008429	1/31/2013	(1,877.38)
53401000	AWWSC Labor OPEX	CF	9300008434	1/31/2013	2,161.25
53401000	AWWSC Labor OPEX	CF	9300008435	1/31/2013	1,061.55

## Kentucky American Water Company

Case No. 2012-00520

Response to PSC DR1, Item 31

Account	Description	Doc Type	Document Number	Posting Date	Amount
53401000	AWWSC Labor OPEX	CF	9300008436	1/31/2013	2,256.61
53401000	AWWSC Labor OPEX	CF	9300008437	1/31/2013	1,670.20
53401000	AWWSC Labor OPEX	CF	9300008438	1/31/2013	449.65
53401000	AWWSC Labor OPEX	CF	9300008441	1/31/2013	1,145.77
53401000	AWWSC Labor OPEX	CF	9300008442	1/31/2013	359.90
53401000	AWWSC Labor OPEX	CF	9300008443	1/31/2013	17.99
53401000	AWWSC Labor OPEX	CF	9300008445	1/31/2013	30.83
53401000	AWWSC Labor OPEX	CF	9300008446	1/31/2013	16.81
53401000	AWWSC Labor OPEX	CF	9300008447	1/31/2013	1,087.74
53401000	AWWSC Labor OPEX	CF	9300008448	1/31/2013	(108.43)
53401000	AWWSC Labor OPEX	CF	9300008449	1/31/2013	116.09
53401000	AWWSC Labor OPEX	CF	9300008451	1/31/2013	48.56
53401000	AWWSC Labor OPEX	CF	9300008453	1/31/2013	2,198.74
53401000	AWWSC Labor OPEX	CF	9300008457	1/31/2013	736.53
53401000	AWWSC Labor OPEX	CF	9300008458	1/31/2013	2,503.52
53401000	AWWSC Labor OPEX	CF	9300008459	1/31/2013	39.49
53401000	AWWSC Labor OPEX	CF	9300008460	1/31/2013	2,572.30
53401000	AWWSC Labor OPEX	CF	9300008461	1/31/2013	41.11
53401000	AWWSC Labor OPEX	CF	9300008462	1/31/2013	358.83
53401000	AWWSC Labor OPEX	CF	9300008463	1/31/2013	181.20
53401000	AWWSC Labor OPEX	CF	9300008464	1/31/2013	60.20
53401000	AWWSC Labor OPEX	CF	9300008465	1/31/2013	384.56
53401000	AWWSC Labor OPEX	CF	9300008466	1/31/2013	22.47
53401000	AWWSC Labor OPEX	CF	9300008467	1/31/2013	5,839.11
53401000	AWWSC Labor OPEX	CF	9300008469	1/31/2013	247.13
53401000	AWWSC Labor OPEX	CF	9300008471	1/31/2013	1,223.58
53401000	AWWSC Labor OPEX	CF	9300008473	1/31/2013	(48.22)
53401000	AWWSC Labor OPEX	CF	9300008474	1/31/2013	123.38
53401000	AWWSC Labor OPEX	CF	9300008475	1/31/2013	(4.11)
53401000	AWWSC Labor OPEX	CF	9300008476	1/31/2013	1,777.07
53401000	AWWSC Labor OPEX	CF	9300008478	1/31/2013	(7.52)
53401000	AWWSC Labor OPEX	CF	9300008479	1/31/2013	1,282.04
53401000	AWWSC Labor OPEX	CF	9300008481	1/31/2013	5.56
53401000	AWWSC Labor OPEX	CF	9300008482	1/31/2013	79.52
53401000	AWWSC Labor OPEX	CF	9300008483	1/31/2013	21.43
53401000	AWWSC Labor OPEX	CF	9300008486	1/31/2013	2.59
53401000	AWWSC Labor OPEX	CF	9300008487	1/31/2013	28.87
53401000	AWWSC Labor OPEX	CF	9300008488	1/31/2013	1,799.90
53401000	AWWSC Labor OPEX	CF	9300008489	1/31/2013	54.42
53401000	AWWSC Labor OPEX	CF	9300008490	1/31/2013	37.07
53401000	AWWSC Labor OPEX	CF	9300008743	1/31/2013	1,158.44
53401000	AWWSC Labor OPEX	CF	9300008744	1/31/2013	732.57
53401000	AWWSC Labor OPEX	CF	9300008746	1/31/2013	1,735.72
53401000	AWWSC Labor OPEX	CF	9300008747	1/31/2013	6,301.66
53401000	AWWSC Labor OPEX	CF	9300008748	1/31/2013	1,149.10
53401000	AWWSC Labor OPEX	CF	9300008756	1/31/2013	(2.05)
53401000	AWWSC Labor OPEX	CF	9300008760	1/31/2013	1.89
53401000	AWWSC Labor OPEX	CF	9300008770	1/31/2013	1,299.32
53401000	AWWSC Labor OPEX	CF	9300008771	1/31/2013	1,179.46
53401000	AWWSC Labor OPEX	CF	9300008772	1/31/2013	2,659.63
53401000	AWWSC Labor OPEX	CF	9300008773	1/31/2013	1,874.26
53401000	AWWSC Labor OPEX	CF	9300008774	1/31/2013	1,970.72
53401000	AWWSC Labor OPEX	CF	9300008775	1/31/2013	2,149.76



Kentucky American Water Company  
Case No. 2012-00520  
Response to PSC DR1, Item 31

Account	Description	Doc Type	Document Number	Posting Date	Amount
53401000	AWWSC Labor OPEX	CF	9300008776	1/31/2013	2,107.68
53401000	AWWSC Labor OPEX	CF	9300008777	1/31/2013	21.07
53401000	AWWSC Labor OPEX	CF	9300008778	1/31/2013	233.97
53401000	AWWSC Labor OPEX	CF	9300008779	1/31/2013	4,495.33
53401000	AWWSC Labor OPEX	CF	9300008780	1/31/2013	1,769.34
53401000	AWWSC Labor OPEX	CF	9300008781	1/31/2013	1,485.52
53401000	AWWSC Labor OPEX	CF	9300008782	1/31/2013	2,843.49
53401000	AWWSC Labor OPEX	CF	9300008783	1/31/2013	325.70
53401000	AWWSC Labor OPEX	CF	9300008784	1/31/2013	427.11
53401000	AWWSC Labor OPEX	CF	9300008787	1/31/2013	23.52
53401000	AWWSC Labor OPEX	CF	9300008788	1/31/2013	1.27
53401000	AWWSC Labor OPEX	CF	9300008789	1/31/2013	153.14
53401000	AWWSC Labor OPEX	CF	9300008790	1/31/2013	58.79
53401000	AWWSC Labor OPEX	CF	9300008792	1/31/2013	(9.67)
53401000	AWWSC Labor OPEX	CF	9300008793	1/31/2013	17.03
53401000	AWWSC Labor OPEX	CF	9300008795	1/31/2013	8.40
53401000	AWWSC Labor OPEX	CF	9300008796	1/31/2013	18.95
53401000	AWWSC Labor OPEX	CF	9300008797	1/31/2013	59.57
53401000	AWWSC Labor OPEX	CF	9300008798	1/31/2013	36.68
53401000	AWWSC Labor OPEX	CF	9300008799	1/31/2013	45.19
53401000	AWWSC Labor OPEX	CF	9300008800	1/31/2013	60.17
53401000	AWWSC Labor OPEX	CF	9300008801	1/31/2013	205.06
53401000	AWWSC Labor OPEX	CF	9300008803	1/31/2013	284.90
53401000	AWWSC Labor OPEX	CF	9300008804	1/31/2013	32.30
53401000	AWWSC Labor OPEX	CF	9300008810	1/31/2013	174.23
53401000	AWWSC Labor OPEX	CF	9300008814	1/31/2013	130.02
53401000	AWWSC Labor OPEX	CF	9300008815	1/31/2013	(8.20)
53401000	AWWSC Labor OPEX	CF	9300008816	1/31/2013	3,497.65
53401000	AWWSC Labor OPEX	CF	9300008817	1/31/2013	11,402.11
53401000	AWWSC Labor OPEX	CF	9300008818	1/31/2013	(5,025.62)
53401000	AWWSC Labor OPEX	CF	9300008819	1/31/2013	823.32
53401000	AWWSC Labor OPEX	CF	9300008820	1/31/2013	100.09
53401000	AWWSC Labor OPEX	CF	9300008821	1/31/2013	287.76
53401000	AWWSC Labor OPEX	CF	9300008822	1/31/2013	99.93
53401000	AWWSC Labor OPEX	CF	9300008823	1/31/2013	7,607.79
53401000	AWWSC Labor OPEX	CF	9300008824	1/31/2013	66.45
53401000	AWWSC Labor OPEX	CF	9300008825	1/31/2013	2,710.71
53401000	AWWSC Labor OPEX	CF	9300008827	1/31/2013	870.83
53401000	AWWSC Labor OPEX	CF	9300008828	1/31/2013	3,318.95
53401000	AWWSC Labor OPEX	CF	9300008829	1/31/2013	873.11
53401000	AWWSC Labor OPEX	CF	9300008830	1/31/2013	536.06
53401000	AWWSC Labor OPEX	CF	9300008833	1/31/2013	470.73
53401000	AWWSC Labor OPEX	CF	9300008834	1/31/2013	764.67
53401000	AWWSC Labor OPEX	CF	9300008836	1/31/2013	(1,127.94)
53401000	AWWSC Labor OPEX	CF	9300008837	1/31/2013	2,500.19
53401000	AWWSC Labor OPEX	CF	9300008838	1/31/2013	4,579.51
53401000	AWWSC Labor OPEX	CF	9300008839	1/31/2013	4,257.82
53401000	AWWSC Labor OPEX	CF	9300008841	1/31/2013	826.30
53401000	AWWSC Labor OPEX	CF	9300008843	1/31/2013	2,003.42
53401000	AWWSC Labor OPEX	CF	9300008844	1/31/2013	1,093.71
53401000	AWWSC Labor OPEX	CF	9300008845	1/31/2013	2,350.05
53401000	AWWSC Labor OPEX	CF	9300008846	1/31/2013	3,199.05
53401000	AWWSC Labor OPEX	CF	9300008847	1/31/2013	154.98

## Kentucky American Water Company

Case No. 2012-00520

Response to PSC DR1, Item 31

Account	Description	Doc Type	Document Number	Posting Date	Amount
53401000	AWWSC Labor OPEX	CF	9300008848	1/31/2013	211.97
53401000	AWWSC Labor OPEX	CF	9300008849	1/31/2013	23.54
53401000	AWWSC Labor OPEX	CF	9300008850	1/31/2013	92.36
53401000	AWWSC Labor OPEX	CF	9300008851	1/31/2013	(0.36)
53401000	AWWSC Labor OPEX	CF	9300008858	1/31/2013	3,935.75
53401000	AWWSC Labor OPEX	CF	9300008859	1/31/2013	(63.93)
53401000	AWWSC Labor OPEX	CF	9300008860	1/31/2013	870.24
53401000	AWWSC Labor OPEX	CF	9300008861	1/31/2013	3,153.78
53401000	AWWSC Labor OPEX	CF	9300008862	1/31/2013	8,618.76
53401000	AWWSC Labor OPEX	CF	9300008866	1/31/2013	3,083.19
53401000	AWWSC Labor OPEX	CF	9300008867	1/31/2013	1,236.51
53401000	AWWSC Labor OPEX	CF	9300008868	1/31/2013	851.45
53401000	AWWSC Labor OPEX	CF	9300008869	1/31/2013	(7.91)
53401000	AWWSC Labor OPEX	CF	9300008870	1/31/2013	1,747.42
53401000	AWWSC Labor OPEX	CF	9300008871	1/31/2013	4,406.96
53401000	AWWSC Labor OPEX	CF	9300008872	1/31/2013	40.92
53401000	AWWSC Labor OPEX	CF	9300008873	1/31/2013	(469.50)
53401000	AWWSC Labor OPEX	CF	9300008874	1/31/2013	(616.68)
53401000	AWWSC Labor OPEX	CF	9300008875	1/31/2013	3,827.13
53401000	AWWSC Labor OPEX	CF	9300008876	1/31/2013	322.46
53401000	AWWSC Labor OPEX	CF	9300008877	1/31/2013	0.04
53401000	AWWSC Labor OPEX	CF	9300008980	1/31/2013	7.45
53401000	AWWSC Labor OPEX	CF	9300008981	1/31/2013	207.53
53401000	AWWSC Labor OPEX	CF	9300008982	1/31/2013	394.61
53401000	AWWSC Labor OPEX	CF	9300008983	1/31/2013	1,004.29
53401000	AWWSC Labor OPEX	CF	9300008984	1/31/2013	1,471.09
53401000	AWWSC Labor OPEX	CF	9300008985	1/31/2013	565.23
53401000	AWWSC Labor OPEX	CF	9300008986	1/31/2013	1,085.84
53401000	AWWSC Labor OPEX	CF	9300008987	1/31/2013	1,035.76
53401000	AWWSC Labor OPEX	CF	9300008988	1/31/2013	212.13
53401000	AWWSC Labor OPEX	CF	9300008989	1/31/2013	398.88
53401000	AWWSC Labor OPEX	CF	9300008990	1/31/2013	124.04
53401000	AWWSC Labor OPEX	CF	9300008991	1/31/2013	799.88
53401000	AWWSC Labor OPEX	CF	9300008992	1/31/2013	1,228.40
53401000	AWWSC Labor OPEX	CF	9300008993	1/31/2013	1,220.73
53401000	AWWSC Labor OPEX	CF	9300008994	1/31/2013	848.92
53401000	AWWSC Labor OPEX	CF	9300008995	1/31/2013	366.68
53401000	AWWSC Labor OPEX	CF	9300008996	1/31/2013	561.92
53401000	AWWSC Labor OPEX	CF	9300008997	1/31/2013	518.46
53401000	AWWSC Labor OPEX	CF	9300008998	1/31/2013	(148.70)
53401000	AWWSC Labor OPEX	CF	9300008999	1/31/2013	39.16
53401000	AWWSC Labor OPEX	CF	9300009000	1/31/2013	173.99
53401000	AWWSC Labor OPEX	CF	9300009001	1/31/2013	537.39
53401000	AWWSC Labor OPEX	CF	9300009002	1/31/2013	1,317.74
53401000	AWWSC Labor OPEX	CF	9300009003	1/31/2013	1.68
53401000	AWWSC Labor OPEX	CF	9300009004	1/31/2013	2.79
53401000	AWWSC Labor OPEX	CF	9300009005	1/31/2013	5.10
53401100	AWWSC Pension OPEX	CF	9300008980	1/31/2013	875.96
53401100	AWWSC Pension OPEX	CF	9300008981	1/31/2013	183.65
53401100	AWWSC Pension OPEX	CF	9300008982	1/31/2013	836.36
53401100	AWWSC Pension OPEX	CF	9300008983	1/31/2013	624.62
53401100	AWWSC Pension OPEX	CF	9300008984	1/31/2013	545.64
53401100	AWWSC Pension OPEX	CF	9300008985	1/31/2013	1,096.34

## Kentucky American Water Company

Case No. 2012-00520

Response to PSC DR1, Item 31

Account	Description	Doc Type	Document Number	Posting Date	Amount
53401100	AWWSC Pension OPEX	CF	9300008986	1/31/2013	3,697.17
53401100	AWWSC Pension OPEX	CF	9300008988	1/31/2013	810.30
53401100	AWWSC Pension OPEX	CF	9300008989	1/31/2013	250.11
53401100	AWWSC Pension OPEX	CF	9300008990	1/31/2013	937.61
53401100	AWWSC Pension OPEX	CF	9300008991	1/31/2013	1,341.68
53401100	AWWSC Pension OPEX	CF	9300008992	1/31/2013	4,301.96
53401100	AWWSC Pension OPEX	CF	9300008993	1/31/2013	4,431.72
53401100	AWWSC Pension OPEX	CF	9300008994	1/31/2013	5,809.87
53401100	AWWSC Pension OPEX	CF	9300008995	1/31/2013	788.66
53401100	AWWSC Pension OPEX	CF	9300008996	1/31/2013	523.48
53401100	AWWSC Pension OPEX	CF	9300008997	1/31/2013	554.85
53401100	AWWSC Pension OPEX	CF	9300008998	1/31/2013	558.77
53401100	AWWSC Pension OPEX	CF	9300008999	1/31/2013	746.83
53401100	AWWSC Pension OPEX	CF	9300009000	1/31/2013	31.27
53401100	AWWSC Pension OPEX	CF	9300009001	1/31/2013	2,177.49
53401100	AWWSC Pension OPEX	CF	9300009002	1/31/2013	3,538.44
53401100	AWWSC Pension OPEX	CF	9300009003	1/31/2013	1,096.59
53401100	AWWSC Pension OPEX	CF	9300009004	1/31/2013	7.73
53401100	AWWSC Pension OPEX	CF	9300009005	1/31/2013	1.90
53401200	AWWSC Group Ins OPEX	CF	9300008290	1/31/2013	(0.97)
53401200	AWWSC Group Ins OPEX	CF	9300008291	1/31/2013	8.75
53401200	AWWSC Group Ins OPEX	CF	9300008292	1/31/2013	47.25
53401200	AWWSC Group Ins OPEX	CF	9300008295	1/31/2013	119.32
53401200	AWWSC Group Ins OPEX	CF	9300008296	1/31/2013	21.53
53401200	AWWSC Group Ins OPEX	CF	9300008297	1/31/2013	9.80
53401200	AWWSC Group Ins OPEX	CF	9300008298	1/31/2013	3.63
53401200	AWWSC Group Ins OPEX	CF	9300008302	1/31/2013	2.21
53401200	AWWSC Group Ins OPEX	CF	9300008304	1/31/2013	54.58
53401200	AWWSC Group Ins OPEX	CF	9300008305	1/31/2013	20.94
53401200	AWWSC Group Ins OPEX	CF	9300008306	1/31/2013	296.66
53401200	AWWSC Group Ins OPEX	CF	9300008307	1/31/2013	18.14
53401200	AWWSC Group Ins OPEX	CF	9300008317	1/31/2013	100.63
53401200	AWWSC Group Ins OPEX	CF	9300008318	1/31/2013	500.23
53401200	AWWSC Group Ins OPEX	CF	9300008319	1/31/2013	143.40
53401200	AWWSC Group Ins OPEX	CF	9300008320	1/31/2013	167.23
53401200	AWWSC Group Ins OPEX	CF	9300008321	1/31/2013	366.92
53401200	AWWSC Group Ins OPEX	CF	9300008322	1/31/2013	312.89
53401200	AWWSC Group Ins OPEX	CF	9300008323	1/31/2013	5.94
53401200	AWWSC Group Ins OPEX	CF	9300008324	1/31/2013	16.38
53401200	AWWSC Group Ins OPEX	CF	9300008325	1/31/2013	193.80
53401200	AWWSC Group Ins OPEX	CF	9300008327	1/31/2013	10.47
53401200	AWWSC Group Ins OPEX	CF	9300008330	1/31/2013	184.68
53401200	AWWSC Group Ins OPEX	CF	9300008331	1/31/2013	4.45
53401200	AWWSC Group Ins OPEX	CF	9300008336	1/31/2013	420.57
53401200	AWWSC Group Ins OPEX	CF	9300008337	1/31/2013	146.54
53401200	AWWSC Group Ins OPEX	CF	9300008338	1/31/2013	254.38
53401200	AWWSC Group Ins OPEX	CF	9300008339	1/31/2013	201.03
53401200	AWWSC Group Ins OPEX	CF	9300008340	1/31/2013	362.15
53401200	AWWSC Group Ins OPEX	CF	9300008341	1/31/2013	82.66
53401200	AWWSC Group Ins OPEX	CF	9300008342	1/31/2013	152.08
53401200	AWWSC Group Ins OPEX	CF	9300008343	1/31/2013	8.10
53401200	AWWSC Group Ins OPEX	CF	9300008346	1/31/2013	127.41
53401200	AWWSC Group Ins OPEX	CF	9300008347	1/31/2013	4.86

## Kentucky American Water Company

Case No. 2012-00520

Response to PSC DR1, Item 31

Account	Description	Doc Type	Document Number	Posting Date	Amount
53401200	AWWSC Group Ins OPEX	CF	9300008350	1/31/2013	95.60
53401200	AWWSC Group Ins OPEX	CF	9300008351	1/31/2013	99.03
53401200	AWWSC Group Ins OPEX	CF	9300008356	1/31/2013	30.06
53401200	AWWSC Group Ins OPEX	CF	9300008361	1/31/2013	8.07
53401200	AWWSC Group Ins OPEX	CF	9300008363	1/31/2013	31.97
53401200	AWWSC Group Ins OPEX	CF	9300008364	1/31/2013	40.25
53401200	AWWSC Group Ins OPEX	CF	9300008365	1/31/2013	251.99
53401200	AWWSC Group Ins OPEX	CF	9300008367	1/31/2013	56.40
53401200	AWWSC Group Ins OPEX	CF	9300008374	1/31/2013	546.60
53401200	AWWSC Group Ins OPEX	CF	9300008376	1/31/2013	134.35
53401200	AWWSC Group Ins OPEX	CF	9300008383	1/31/2013	242.89
53401200	AWWSC Group Ins OPEX	CF	9300008384	1/31/2013	59.88
53401200	AWWSC Group Ins OPEX	CF	9300008385	1/31/2013	678.08
53401200	AWWSC Group Ins OPEX	CF	9300008387	1/31/2013	1.67
53401200	AWWSC Group Ins OPEX	CF	9300008389	1/31/2013	1.05
53401200	AWWSC Group Ins OPEX	CF	9300008390	1/31/2013	71.77
53401200	AWWSC Group Ins OPEX	CF	9300008391	1/31/2013	57.64
53401200	AWWSC Group Ins OPEX	CF	9300008392	1/31/2013	1.20
53401200	AWWSC Group Ins OPEX	CF	9300008393	1/31/2013	91.78
53401200	AWWSC Group Ins OPEX	CF	9300008394	1/31/2013	112.31
53401200	AWWSC Group Ins OPEX	CF	9300008395	1/31/2013	58.73
53401200	AWWSC Group Ins OPEX	CF	9300008396	1/31/2013	463.86
53401200	AWWSC Group Ins OPEX	CF	9300008397	1/31/2013	55.21
53401200	AWWSC Group Ins OPEX	CF	9300008398	1/31/2013	212.06
53401200	AWWSC Group Ins OPEX	CF	9300008399	1/31/2013	415.49
53401200	AWWSC Group Ins OPEX	CF	9300008400	1/31/2013	670.87
53401200	AWWSC Group Ins OPEX	CF	9300008401	1/31/2013	3,736.73
53401200	AWWSC Group Ins OPEX	CF	9300008402	1/31/2013	96.98
53401200	AWWSC Group Ins OPEX	CF	9300008403	1/31/2013	239.56
53401200	AWWSC Group Ins OPEX	CF	9300008404	1/31/2013	43.28
53401200	AWWSC Group Ins OPEX	CF	9300008405	1/31/2013	114.80
53401200	AWWSC Group Ins OPEX	CF	9300008406	1/31/2013	66.42
53401200	AWWSC Group Ins OPEX	CF	9300008407	1/31/2013	20.81
53401200	AWWSC Group Ins OPEX	CF	9300008408	1/31/2013	16.43
53401200	AWWSC Group Ins OPEX	CF	9300008410	1/31/2013	1.10
53401200	AWWSC Group Ins OPEX	CF	9300008412	1/31/2013	175.25
53401200	AWWSC Group Ins OPEX	CF	9300008413	1/31/2013	4,914.59
53401200	AWWSC Group Ins OPEX	CF	9300008415	1/31/2013	25.23
53401200	AWWSC Group Ins OPEX	CF	9300008416	1/31/2013	3,279.21
53401200	AWWSC Group Ins OPEX	CF	9300008420	1/31/2013	207.55
53401200	AWWSC Group Ins OPEX	CF	9300008421	1/31/2013	11.95
53401200	AWWSC Group Ins OPEX	CF	9300008422	1/31/2013	(0.85)
53401200	AWWSC Group Ins OPEX	CF	9300008423	1/31/2013	0.02
53401200	AWWSC Group Ins OPEX	CF	9300008424	1/31/2013	118.34
53401200	AWWSC Group Ins OPEX	CF	9300008426	1/31/2013	41.80
53401200	AWWSC Group Ins OPEX	CF	9300008427	1/31/2013	101.70
53401200	AWWSC Group Ins OPEX	CF	9300008428	1/31/2013	78.35
53401200	AWWSC Group Ins OPEX	CF	9300008434	1/31/2013	330.56
53401200	AWWSC Group Ins OPEX	CF	9300008435	1/31/2013	66.73
53401200	AWWSC Group Ins OPEX	CF	9300008436	1/31/2013	222.52
53401200	AWWSC Group Ins OPEX	CF	9300008437	1/31/2013	99.03
53401200	AWWSC Group Ins OPEX	CF	9300008438	1/31/2013	59.32
53401200	AWWSC Group Ins OPEX	CF	9300008441	1/31/2013	70.32

## Kentucky American Water Company

Case No. 2012-00520

Response to PSC DR1, Item 31

Account	Description	Doc Type	Document Number	Posting Date	Amount
53401200	AWWSC Group Ins OPEX	CF	9300008442	1/31/2013	4.56
53401200	AWWSC Group Ins OPEX	CF	9300008443	1/31/2013	2.83
53401200	AWWSC Group Ins OPEX	CF	9300008445	1/31/2013	3.28
53401200	AWWSC Group Ins OPEX	CF	9300008446	1/31/2013	2.27
53401200	AWWSC Group Ins OPEX	CF	9300008447	1/31/2013	50.11
53401200	AWWSC Group Ins OPEX	CF	9300008448	1/31/2013	(15.46)
53401200	AWWSC Group Ins OPEX	CF	9300008449	1/31/2013	16.52
53401200	AWWSC Group Ins OPEX	CF	9300008451	1/31/2013	0.26
53401200	AWWSC Group Ins OPEX	CF	9300008453	1/31/2013	193.01
53401200	AWWSC Group Ins OPEX	CF	9300008457	1/31/2013	45.18
53401200	AWWSC Group Ins OPEX	CF	9300008458	1/31/2013	151.42
53401200	AWWSC Group Ins OPEX	CF	9300008459	1/31/2013	2.81
53401200	AWWSC Group Ins OPEX	CF	9300008460	1/31/2013	270.16
53401200	AWWSC Group Ins OPEX	CF	9300008461	1/31/2013	0.28
53401200	AWWSC Group Ins OPEX	CF	9300008462	1/31/2013	67.79
53401200	AWWSC Group Ins OPEX	CF	9300008463	1/31/2013	55.16
53401200	AWWSC Group Ins OPEX	CF	9300008464	1/31/2013	6.48
53401200	AWWSC Group Ins OPEX	CF	9300008465	1/31/2013	77.24
53401200	AWWSC Group Ins OPEX	CF	9300008466	1/31/2013	(1.53)
53401200	AWWSC Group Ins OPEX	CF	9300008467	1/31/2013	503.04
53401200	AWWSC Group Ins OPEX	CF	9300008469	1/31/2013	47.11
53401200	AWWSC Group Ins OPEX	CF	9300008471	1/31/2013	5.60
53401200	AWWSC Group Ins OPEX	CF	9300008473	1/31/2013	(5.09)
53401200	AWWSC Group Ins OPEX	CF	9300008474	1/31/2013	16.31
53401200	AWWSC Group Ins OPEX	CF	9300008476	1/31/2013	78.63
53401200	AWWSC Group Ins OPEX	CF	9300008478	1/31/2013	(0.05)
53401200	AWWSC Group Ins OPEX	CF	9300008479	1/31/2013	140.53
53401200	AWWSC Group Ins OPEX	CF	9300008481	1/31/2013	(0.65)
53401200	AWWSC Group Ins OPEX	CF	9300008482	1/31/2013	0.89
53401200	AWWSC Group Ins OPEX	CF	9300008483	1/31/2013	1.12
53401200	AWWSC Group Ins OPEX	CF	9300008486	1/31/2013	(1.28)
53401200	AWWSC Group Ins OPEX	CF	9300008487	1/31/2013	2.59
53401200	AWWSC Group Ins OPEX	CF	9300008488	1/31/2013	237.09
53401200	AWWSC Group Ins OPEX	CF	9300008489	1/31/2013	9.02
53401200	AWWSC Group Ins OPEX	CF	9300008490	1/31/2013	2.21
53401200	AWWSC Group Ins OPEX	CF	9300008743	1/31/2013	3.21
53401200	AWWSC Group Ins OPEX	CF	9300008744	1/31/2013	48.20
53401200	AWWSC Group Ins OPEX	CF	9300008746	1/31/2013	97.49
53401200	AWWSC Group Ins OPEX	CF	9300008747	1/31/2013	308.30
53401200	AWWSC Group Ins OPEX	CF	9300008748	1/31/2013	86.16
53401200	AWWSC Group Ins OPEX	CF	9300008756	1/31/2013	(0.19)
53401200	AWWSC Group Ins OPEX	CF	9300008760	1/31/2013	0.09
53401200	AWWSC Group Ins OPEX	CF	9300008770	1/31/2013	145.58
53401200	AWWSC Group Ins OPEX	CF	9300008771	1/31/2013	165.52
53401200	AWWSC Group Ins OPEX	CF	9300008772	1/31/2013	215.39
53401200	AWWSC Group Ins OPEX	CF	9300008773	1/31/2013	141.29
53401200	AWWSC Group Ins OPEX	CF	9300008774	1/31/2013	156.48
53401200	AWWSC Group Ins OPEX	CF	9300008775	1/31/2013	189.20
53401200	AWWSC Group Ins OPEX	CF	9300008776	1/31/2013	257.73
53401200	AWWSC Group Ins OPEX	CF	9300008779	1/31/2013	339.00
53401200	AWWSC Group Ins OPEX	CF	9300008780	1/31/2013	196.37
53401200	AWWSC Group Ins OPEX	CF	9300008781	1/31/2013	109.51
53401200	AWWSC Group Ins OPEX	CF	9300008782	1/31/2013	286.11

## Kentucky American Water Company

Case No. 2012-00520

Response to PSC DR1, Item 31

Account	Description	Doc Type	Document Number	Posting Date	Amount
53401200	AWWSC Group Ins OPEX	CF	9300008787	1/31/2013	1.34
53401200	AWWSC Group Ins OPEX	CF	9300008788	1/31/2013	0.10
53401200	AWWSC Group Ins OPEX	CF	9300008790	1/31/2013	0.42
53401200	AWWSC Group Ins OPEX	CF	9300008792	1/31/2013	(0.81)
53401200	AWWSC Group Ins OPEX	CF	9300008793	1/31/2013	0.19
53401200	AWWSC Group Ins OPEX	CF	9300008795	1/31/2013	1.26
53401200	AWWSC Group Ins OPEX	CF	9300008796	1/31/2013	2.90
53401200	AWWSC Group Ins OPEX	CF	9300008797	1/31/2013	2.33
53401200	AWWSC Group Ins OPEX	CF	9300008800	1/31/2013	13.43
53401200	AWWSC Group Ins OPEX	CF	9300008801	1/31/2013	53.37
53401200	AWWSC Group Ins OPEX	CF	9300008804	1/31/2013	0.23
53401200	AWWSC Group Ins OPEX	CF	9300008810	1/31/2013	21.40
53401200	AWWSC Group Ins OPEX	CF	9300008814	1/31/2013	28.52
53401200	AWWSC Group Ins OPEX	CF	9300008815	1/31/2013	(1.13)
53401200	AWWSC Group Ins OPEX	CF	9300008816	1/31/2013	1,096.44
53401200	AWWSC Group Ins OPEX	CF	9300008817	1/31/2013	2,536.13
53401200	AWWSC Group Ins OPEX	CF	9300008818	1/31/2013	(701.09)
53401200	AWWSC Group Ins OPEX	CF	9300008819	1/31/2013	225.22
53401200	AWWSC Group Ins OPEX	CF	9300008820	1/31/2013	16.65
53401200	AWWSC Group Ins OPEX	CF	9300008821	1/31/2013	41.64
53401200	AWWSC Group Ins OPEX	CF	9300008822	1/31/2013	19.08
53401200	AWWSC Group Ins OPEX	CF	9300008823	1/31/2013	1,253.54
53401200	AWWSC Group Ins OPEX	CF	9300008824	1/31/2013	6.04
53401200	AWWSC Group Ins OPEX	CF	9300008825	1/31/2013	233.18
53401200	AWWSC Group Ins OPEX	CF	9300008828	1/31/2013	295.74
53401200	AWWSC Group Ins OPEX	CF	9300008829	1/31/2013	50.76
53401200	AWWSC Group Ins OPEX	CF	9300008830	1/31/2013	7.83
53401200	AWWSC Group Ins OPEX	CF	9300008833	1/31/2013	50.02
53401200	AWWSC Group Ins OPEX	CF	9300008834	1/31/2013	87.40
53401200	AWWSC Group Ins OPEX	CF	9300008836	1/31/2013	(504.23)
53401200	AWWSC Group Ins OPEX	CF	9300008837	1/31/2013	288.27
53401200	AWWSC Group Ins OPEX	CF	9300008838	1/31/2013	475.72
53401200	AWWSC Group Ins OPEX	CF	9300008839	1/31/2013	65.25
53401200	AWWSC Group Ins OPEX	CF	9300008841	1/31/2013	103.26
53401200	AWWSC Group Ins OPEX	CF	9300008843	1/31/2013	296.01
53401200	AWWSC Group Ins OPEX	CF	9300008844	1/31/2013	139.31
53401200	AWWSC Group Ins OPEX	CF	9300008845	1/31/2013	281.34
53401200	AWWSC Group Ins OPEX	CF	9300008846	1/31/2013	524.92
53401200	AWWSC Group Ins OPEX	CF	9300008848	1/31/2013	28.67
53401200	AWWSC Group Ins OPEX	CF	9300008849	1/31/2013	1.67
53401200	AWWSC Group Ins OPEX	CF	9300008850	1/31/2013	13.92
53401200	AWWSC Group Ins OPEX	CF	9300008851	1/31/2013	(0.03)
53401200	AWWSC Group Ins OPEX	CF	9300008858	1/31/2013	1,603.20
53401200	AWWSC Group Ins OPEX	CF	9300008859	1/31/2013	(6.49)
53401200	AWWSC Group Ins OPEX	CF	9300008860	1/31/2013	97.94
53401200	AWWSC Group Ins OPEX	CF	9300008861	1/31/2013	357.95
53401200	AWWSC Group Ins OPEX	CF	9300008862	1/31/2013	1,322.76
53401200	AWWSC Group Ins OPEX	CF	9300008866	1/31/2013	279.85
53401200	AWWSC Group Ins OPEX	CF	9300008867	1/31/2013	187.64
53401200	AWWSC Group Ins OPEX	CF	9300008868	1/31/2013	11.89
53401200	AWWSC Group Ins OPEX	CF	9300008869	1/31/2013	(1.95)
53401200	AWWSC Group Ins OPEX	CF	9300008870	1/31/2013	353.05
53401200	AWWSC Group Ins OPEX	CF	9300008871	1/31/2013	894.11

## Kentucky American Water Company

Case No. 2012-00520

Response to PSC DR1, Item 31

Account	Description	Doc Type	Document Number	Posting Date	Amount
53401200	AWWSC Group Ins OPEX	CF	9300008872	1/31/2013	0.24
53401200	AWWSC Group Ins OPEX	CF	9300008873	1/31/2013	(77.40)
53401200	AWWSC Group Ins OPEX	CF	9300008874	1/31/2013	(48.16)
53401200	AWWSC Group Ins OPEX	CF	9300008875	1/31/2013	826.69
53401200	AWWSC Group Ins OPEX	CF	9300008876	1/31/2013	65.24
53401200	AWWSC Group Ins OPEX	CF	9300008980	1/31/2013	112.45
53401200	AWWSC Group Ins OPEX	CF	9300008981	1/31/2013	(170.01)
53401200	AWWSC Group Ins OPEX	CF	9300008982	1/31/2013	280.67
53401200	AWWSC Group Ins OPEX	CF	9300008983	1/31/2013	190.27
53401200	AWWSC Group Ins OPEX	CF	9300008984	1/31/2013	191.63
53401200	AWWSC Group Ins OPEX	CF	9300008985	1/31/2013	462.35
53401200	AWWSC Group Ins OPEX	CF	9300008986	1/31/2013	888.23
53401200	AWWSC Group Ins OPEX	CF	9300008987	1/31/2013	65.87
53401200	AWWSC Group Ins OPEX	CF	9300008988	1/31/2013	234.34
53401200	AWWSC Group Ins OPEX	CF	9300008989	1/31/2013	31.81
53401200	AWWSC Group Ins OPEX	CF	9300008990	1/31/2013	208.85
53401200	AWWSC Group Ins OPEX	CF	9300008991	1/31/2013	335.48
53401200	AWWSC Group Ins OPEX	CF	9300008992	1/31/2013	992.03
53401200	AWWSC Group Ins OPEX	CF	9300008993	1/31/2013	957.64
53401200	AWWSC Group Ins OPEX	CF	9300008994	1/31/2013	1,290.88
53401200	AWWSC Group Ins OPEX	CF	9300008995	1/31/2013	271.26
53401200	AWWSC Group Ins OPEX	CF	9300008996	1/31/2013	196.93
53401200	AWWSC Group Ins OPEX	CF	9300008997	1/31/2013	119.97
53401200	AWWSC Group Ins OPEX	CF	9300008998	1/31/2013	70.47
53401200	AWWSC Group Ins OPEX	CF	9300008999	1/31/2013	131.78
53401200	AWWSC Group Ins OPEX	CF	9300009000	1/31/2013	17.47
53401200	AWWSC Group Ins OPEX	CF	9300009001	1/31/2013	278.62
53401200	AWWSC Group Ins OPEX	CF	9300009002	1/31/2013	978.70
53401200	AWWSC Group Ins OPEX	CF	9300009003	1/31/2013	215.12
53401200	AWWSC Group Ins OPEX	CF	9300009004	1/31/2013	2.36
53401200	AWWSC Group Ins OPEX	CF	9300009005	1/31/2013	0.53
53401300	AWWSC Other Ben OPEX	CF	9300008290	1/31/2013	(0.54)
53401300	AWWSC Other Ben OPEX	CF	9300008295	1/31/2013	24.47
53401300	AWWSC Other Ben OPEX	CF	9300008296	1/31/2013	5.32
53401300	AWWSC Other Ben OPEX	CF	9300008297	1/31/2013	0.79
53401300	AWWSC Other Ben OPEX	CF	9300008298	1/31/2013	0.67
53401300	AWWSC Other Ben OPEX	CF	9300008301	1/31/2013	6.60
53401300	AWWSC Other Ben OPEX	CF	9300008302	1/31/2013	20.97
53401300	AWWSC Other Ben OPEX	CF	9300008304	1/31/2013	19.51
53401300	AWWSC Other Ben OPEX	CF	9300008305	1/31/2013	7.83
53401300	AWWSC Other Ben OPEX	CF	9300008306	1/31/2013	63.64
53401300	AWWSC Other Ben OPEX	CF	9300008307	1/31/2013	2.43
53401300	AWWSC Other Ben OPEX	CF	9300008311	1/31/2013	17.38
53401300	AWWSC Other Ben OPEX	CF	9300008315	1/31/2013	2.96
53401300	AWWSC Other Ben OPEX	CF	9300008317	1/31/2013	241.50
53401300	AWWSC Other Ben OPEX	CF	9300008318	1/31/2013	178.71
53401300	AWWSC Other Ben OPEX	CF	9300008319	1/31/2013	81.81
53401300	AWWSC Other Ben OPEX	CF	9300008320	1/31/2013	55.66
53401300	AWWSC Other Ben OPEX	CF	9300008321	1/31/2013	76.64
53401300	AWWSC Other Ben OPEX	CF	9300008322	1/31/2013	106.36
53401300	AWWSC Other Ben OPEX	CF	9300008323	1/31/2013	33.60
53401300	AWWSC Other Ben OPEX	CF	9300008324	1/31/2013	3.07
53401300	AWWSC Other Ben OPEX	CF	9300008325	1/31/2013	128.67

## Kentucky American Water Company

Case No. 2012-00520

Response to PSC DR1, Item 31

Account	Description	Doc Type	Document Number	Posting Date	Amount
53401300	AWWSC Other Ben OPEX	CF	9300008327	1/31/2013	1.78
53401300	AWWSC Other Ben OPEX	CF	9300008328	1/31/2013	1.17
53401300	AWWSC Other Ben OPEX	CF	9300008329	1/31/2013	83.96
53401300	AWWSC Other Ben OPEX	CF	9300008330	1/31/2013	45.40
53401300	AWWSC Other Ben OPEX	CF	9300008331	1/31/2013	688.63
53401300	AWWSC Other Ben OPEX	CF	9300008336	1/31/2013	286.98
53401300	AWWSC Other Ben OPEX	CF	9300008337	1/31/2013	131.55
53401300	AWWSC Other Ben OPEX	CF	9300008338	1/31/2013	149.27
53401300	AWWSC Other Ben OPEX	CF	9300008339	1/31/2013	74.68
53401300	AWWSC Other Ben OPEX	CF	9300008340	1/31/2013	215.12
53401300	AWWSC Other Ben OPEX	CF	9300008341	1/31/2013	49.64
53401300	AWWSC Other Ben OPEX	CF	9300008342	1/31/2013	91.74
53401300	AWWSC Other Ben OPEX	CF	9300008343	1/31/2013	1,088.08
53401300	AWWSC Other Ben OPEX	CF	9300008344	1/31/2013	(202.51)
53401300	AWWSC Other Ben OPEX	CF	9300008346	1/31/2013	41.34
53401300	AWWSC Other Ben OPEX	CF	9300008347	1/31/2013	4.95
53401300	AWWSC Other Ben OPEX	CF	9300008350	1/31/2013	75.82
53401300	AWWSC Other Ben OPEX	CF	9300008351	1/31/2013	58.73
53401300	AWWSC Other Ben OPEX	CF	9300008352	1/31/2013	42.39
53401300	AWWSC Other Ben OPEX	CF	9300008354	1/31/2013	16.62
53401300	AWWSC Other Ben OPEX	CF	9300008355	1/31/2013	(3.16)
53401300	AWWSC Other Ben OPEX	CF	9300008356	1/31/2013	28.95
53401300	AWWSC Other Ben OPEX	CF	9300008358	1/31/2013	(1.17)
53401300	AWWSC Other Ben OPEX	CF	9300008361	1/31/2013	34.27
53401300	AWWSC Other Ben OPEX	CF	9300008363	1/31/2013	24.80
53401300	AWWSC Other Ben OPEX	CF	9300008364	1/31/2013	169.55
53401300	AWWSC Other Ben OPEX	CF	9300008365	1/31/2013	175.62
53401300	AWWSC Other Ben OPEX	CF	9300008366	1/31/2013	2.87
53401300	AWWSC Other Ben OPEX	CF	9300008367	1/31/2013	253.20
53401300	AWWSC Other Ben OPEX	CF	9300008370	1/31/2013	10.54
53401300	AWWSC Other Ben OPEX	CF	9300008372	1/31/2013	18.90
53401300	AWWSC Other Ben OPEX	CF	9300008373	1/31/2013	14.07
53401300	AWWSC Other Ben OPEX	CF	9300008374	1/31/2013	362.26
53401300	AWWSC Other Ben OPEX	CF	9300008375	1/31/2013	2.89
53401300	AWWSC Other Ben OPEX	CF	9300008376	1/31/2013	88.90
53401300	AWWSC Other Ben OPEX	CF	9300008377	1/31/2013	35.28
53401300	AWWSC Other Ben OPEX	CF	9300008383	1/31/2013	124.29
53401300	AWWSC Other Ben OPEX	CF	9300008384	1/31/2013	129.49
53401300	AWWSC Other Ben OPEX	CF	9300008385	1/31/2013	42.53
53401300	AWWSC Other Ben OPEX	CF	9300008387	1/31/2013	2.27
53401300	AWWSC Other Ben OPEX	CF	9300008389	1/31/2013	0.18
53401300	AWWSC Other Ben OPEX	CF	9300008390	1/31/2013	67.07
53401300	AWWSC Other Ben OPEX	CF	9300008391	1/31/2013	0.66
53401300	AWWSC Other Ben OPEX	CF	9300008392	1/31/2013	1.71
53401300	AWWSC Other Ben OPEX	CF	9300008393	1/31/2013	6.66
53401300	AWWSC Other Ben OPEX	CF	9300008395	1/31/2013	8.71
53401300	AWWSC Other Ben OPEX	CF	9300008396	1/31/2013	25.19
53401300	AWWSC Other Ben OPEX	CF	9300008397	1/31/2013	25.66
53401300	AWWSC Other Ben OPEX	CF	9300008398	1/31/2013	33.12
53401300	AWWSC Other Ben OPEX	CF	9300008399	1/31/2013	75.36
53401300	AWWSC Other Ben OPEX	CF	9300008400	1/31/2013	61.74
53401300	AWWSC Other Ben OPEX	CF	9300008401	1/31/2013	168.80
53401300	AWWSC Other Ben OPEX	CF	9300008402	1/31/2013	4.51



## Kentucky American Water Company

Case No. 2012-00520

Response to PSC DR1, Item 31

Account	Description	Doc Type	Document Number	Posting Date	Amount
53401300	AWWSC Other Ben OPEX	CF	9300008403	1/31/2013	88.43
53401300	AWWSC Other Ben OPEX	CF	9300008404	1/31/2013	795.75
53401300	AWWSC Other Ben OPEX	CF	9300008405	1/31/2013	(19.42)
53401300	AWWSC Other Ben OPEX	CF	9300008406	1/31/2013	36.54
53401300	AWWSC Other Ben OPEX	CF	9300008407	1/31/2013	13.83
53401300	AWWSC Other Ben OPEX	CF	9300008408	1/31/2013	7.81
53401300	AWWSC Other Ben OPEX	CF	9300008410	1/31/2013	19.05
53401300	AWWSC Other Ben OPEX	CF	9300008412	1/31/2013	139.45
53401300	AWWSC Other Ben OPEX	CF	9300008413	1/31/2013	440.33
53401300	AWWSC Other Ben OPEX	CF	9300008415	1/31/2013	0.36
53401300	AWWSC Other Ben OPEX	CF	9300008416	1/31/2013	235.18
53401300	AWWSC Other Ben OPEX	CF	9300008417	1/31/2013	28.74
53401300	AWWSC Other Ben OPEX	CF	9300008420	1/31/2013	23.51
53401300	AWWSC Other Ben OPEX	CF	9300008421	1/31/2013	4.65
53401300	AWWSC Other Ben OPEX	CF	9300008422	1/31/2013	(0.26)
53401300	AWWSC Other Ben OPEX	CF	9300008423	1/31/2013	0.21
53401300	AWWSC Other Ben OPEX	CF	9300008424	1/31/2013	100.15
53401300	AWWSC Other Ben OPEX	CF	9300008425	1/31/2013	5.69
53401300	AWWSC Other Ben OPEX	CF	9300008426	1/31/2013	25.49
53401300	AWWSC Other Ben OPEX	CF	9300008427	1/31/2013	18.31
53401300	AWWSC Other Ben OPEX	CF	9300008428	1/31/2013	26.49
53401300	AWWSC Other Ben OPEX	CF	9300008433	1/31/2013	3.39
53401300	AWWSC Other Ben OPEX	CF	9300008434	1/31/2013	81.82
53401300	AWWSC Other Ben OPEX	CF	9300008435	1/31/2013	76.24
53401300	AWWSC Other Ben OPEX	CF	9300008436	1/31/2013	164.69
53401300	AWWSC Other Ben OPEX	CF	9300008437	1/31/2013	90.71
53401300	AWWSC Other Ben OPEX	CF	9300008438	1/31/2013	22.01
53401300	AWWSC Other Ben OPEX	CF	9300008440	1/31/2013	7.41
53401300	AWWSC Other Ben OPEX	CF	9300008441	1/31/2013	48.96
53401300	AWWSC Other Ben OPEX	CF	9300008442	1/31/2013	9.00
53401300	AWWSC Other Ben OPEX	CF	9300008445	1/31/2013	0.73
53401300	AWWSC Other Ben OPEX	CF	9300008446	1/31/2013	0.42
53401300	AWWSC Other Ben OPEX	CF	9300008447	1/31/2013	266.60
53401300	AWWSC Other Ben OPEX	CF	9300008448	1/31/2013	(10.03)
53401300	AWWSC Other Ben OPEX	CF	9300008449	1/31/2013	10.74
53401300	AWWSC Other Ben OPEX	CF	9300008451	1/31/2013	1.47
53401300	AWWSC Other Ben OPEX	CF	9300008453	1/31/2013	486.70
53401300	AWWSC Other Ben OPEX	CF	9300008455	1/31/2013	5.45
53401300	AWWSC Other Ben OPEX	CF	9300008457	1/31/2013	71.69
53401300	AWWSC Other Ben OPEX	CF	9300008458	1/31/2013	141.98
53401300	AWWSC Other Ben OPEX	CF	9300008459	1/31/2013	3.31
53401300	AWWSC Other Ben OPEX	CF	9300008460	1/31/2013	201.84
53401300	AWWSC Other Ben OPEX	CF	9300008461	1/31/2013	3.80
53401300	AWWSC Other Ben OPEX	CF	9300008462	1/31/2013	17.73
53401300	AWWSC Other Ben OPEX	CF	9300008463	1/31/2013	3.63
53401300	AWWSC Other Ben OPEX	CF	9300008464	1/31/2013	1.44
53401300	AWWSC Other Ben OPEX	CF	9300008465	1/31/2013	30.39
53401300	AWWSC Other Ben OPEX	CF	9300008466	1/31/2013	2.46
53401300	AWWSC Other Ben OPEX	CF	9300008467	1/31/2013	359.30
53401300	AWWSC Other Ben OPEX	CF	9300008469	1/31/2013	22.86
53401300	AWWSC Other Ben OPEX	CF	9300008470	1/31/2013	1,121.40
53401300	AWWSC Other Ben OPEX	CF	9300008471	1/31/2013	100.89
53401300	AWWSC Other Ben OPEX	CF	9300008473	1/31/2013	(1.24)

## Kentucky American Water Company

Case No. 2012-00520

Response to PSC DR1, Item 31

Account	Description	Doc Type	Document Number	Posting Date	Amount
53401300	AWWSC Other Ben OPEX	CF	9300008474	1/31/2013	3.08
53401300	AWWSC Other Ben OPEX	CF	9300008476	1/31/2013	60.44
53401300	AWWSC Other Ben OPEX	CF	9300008478	1/31/2013	(0.69)
53401300	AWWSC Other Ben OPEX	CF	9300008479	1/31/2013	114.40
53401300	AWWSC Other Ben OPEX	CF	9300008481	1/31/2013	(0.26)
53401300	AWWSC Other Ben OPEX	CF	9300008482	1/31/2013	1.99
53401300	AWWSC Other Ben OPEX	CF	9300008483	1/31/2013	1.99
53401300	AWWSC Other Ben OPEX	CF	9300008486	1/31/2013	(1.05)
53401300	AWWSC Other Ben OPEX	CF	9300008487	1/31/2013	0.64
53401300	AWWSC Other Ben OPEX	CF	9300008488	1/31/2013	100.23
53401300	AWWSC Other Ben OPEX	CF	9300008489	1/31/2013	5.04
53401300	AWWSC Other Ben OPEX	CF	9300008490	1/31/2013	1.66
53401300	AWWSC Other Ben OPEX	CF	9300008743	1/31/2013	61.93
53401300	AWWSC Other Ben OPEX	CF	9300008744	1/31/2013	54.98
53401300	AWWSC Other Ben OPEX	CF	9300008746	1/31/2013	75.82
53401300	AWWSC Other Ben OPEX	CF	9300008747	1/31/2013	903.14
53401300	AWWSC Other Ben OPEX	CF	9300008748	1/31/2013	107.21
53401300	AWWSC Other Ben OPEX	CF	9300008760	1/31/2013	0.05
53401300	AWWSC Other Ben OPEX	CF	9300008763	1/31/2013	39.94
53401300	AWWSC Other Ben OPEX	CF	9300008765	1/31/2013	7.72
53401300	AWWSC Other Ben OPEX	CF	9300008770	1/31/2013	71.14
53401300	AWWSC Other Ben OPEX	CF	9300008771	1/31/2013	51.86
53401300	AWWSC Other Ben OPEX	CF	9300008772	1/31/2013	182.47
53401300	AWWSC Other Ben OPEX	CF	9300008773	1/31/2013	143.20
53401300	AWWSC Other Ben OPEX	CF	9300008774	1/31/2013	65.13
53401300	AWWSC Other Ben OPEX	CF	9300008775	1/31/2013	127.25
53401300	AWWSC Other Ben OPEX	CF	9300008776	1/31/2013	99.43
53401300	AWWSC Other Ben OPEX	CF	9300008779	1/31/2013	351.35
53401300	AWWSC Other Ben OPEX	CF	9300008780	1/31/2013	77.06
53401300	AWWSC Other Ben OPEX	CF	9300008781	1/31/2013	60.34
53401300	AWWSC Other Ben OPEX	CF	9300008782	1/31/2013	144.32
53401300	AWWSC Other Ben OPEX	CF	9300008787	1/31/2013	1.90
53401300	AWWSC Other Ben OPEX	CF	9300008788	1/31/2013	0.03
53401300	AWWSC Other Ben OPEX	CF	9300008790	1/31/2013	5.86
53401300	AWWSC Other Ben OPEX	CF	9300008792	1/31/2013	(0.90)
53401300	AWWSC Other Ben OPEX	CF	9300008793	1/31/2013	0.43
53401300	AWWSC Other Ben OPEX	CF	9300008795	1/31/2013	0.78
53401300	AWWSC Other Ben OPEX	CF	9300008796	1/31/2013	1.44
53401300	AWWSC Other Ben OPEX	CF	9300008797	1/31/2013	0.68
53401300	AWWSC Other Ben OPEX	CF	9300008800	1/31/2013	5.57
53401300	AWWSC Other Ben OPEX	CF	9300008801	1/31/2013	5.12
53401300	AWWSC Other Ben OPEX	CF	9300008803	1/31/2013	26.36
53401300	AWWSC Other Ben OPEX	CF	9300008804	1/31/2013	3.46
53401300	AWWSC Other Ben OPEX	CF	9300008810	1/31/2013	13.00
53401300	AWWSC Other Ben OPEX	CF	9300008814	1/31/2013	3.25
53401300	AWWSC Other Ben OPEX	CF	9300008815	1/31/2013	(0.21)
53401300	AWWSC Other Ben OPEX	CF	9300008816	1/31/2013	328.79
53401300	AWWSC Other Ben OPEX	CF	9300008817	1/31/2013	529.05
53401300	AWWSC Other Ben OPEX	CF	9300008818	1/31/2013	(251.25)
53401300	AWWSC Other Ben OPEX	CF	9300008819	1/31/2013	20.58
53401300	AWWSC Other Ben OPEX	CF	9300008820	1/31/2013	8.67
53401300	AWWSC Other Ben OPEX	CF	9300008821	1/31/2013	26.62
53401300	AWWSC Other Ben OPEX	CF	9300008822	1/31/2013	2.50

## Kentucky American Water Company

Case No. 2012-00520

Response to PSC DR1, Item 31

Account	Description	Doc Type	Document Number	Posting Date	Amount
53401300	AWWSC Other Ben OPEX	CF	9300008823	1/31/2013	351.97
53401300	AWWSC Other Ben OPEX	CF	9300008824	1/31/2013	1.73
53401300	AWWSC Other Ben OPEX	CF	9300008825	1/31/2013	34.29
53401300	AWWSC Other Ben OPEX	CF	9300008828	1/31/2013	210.12
53401300	AWWSC Other Ben OPEX	CF	9300008829	1/31/2013	80.77
53401300	AWWSC Other Ben OPEX	CF	9300008830	1/31/2013	49.59
53401300	AWWSC Other Ben OPEX	CF	9300008833	1/31/2013	11.77
53401300	AWWSC Other Ben OPEX	CF	9300008835	1/31/2013	95.34
53401300	AWWSC Other Ben OPEX	CF	9300008836	1/31/2013	27.64
53401300	AWWSC Other Ben OPEX	CF	9300008837	1/31/2013	108.36
53401300	AWWSC Other Ben OPEX	CF	9300008838	1/31/2013	200.83
53401300	AWWSC Other Ben OPEX	CF	9300008839	1/31/2013	996.76
53401300	AWWSC Other Ben OPEX	CF	9300008841	1/31/2013	70.37
53401300	AWWSC Other Ben OPEX	CF	9300008842	1/31/2013	432.38
53401300	AWWSC Other Ben OPEX	CF	9300008843	1/31/2013	181.73
53401300	AWWSC Other Ben OPEX	CF	9300008844	1/31/2013	23.99
53401300	AWWSC Other Ben OPEX	CF	9300008845	1/31/2013	128.61
53401300	AWWSC Other Ben OPEX	CF	9300008846	1/31/2013	236.92
53401300	AWWSC Other Ben OPEX	CF	9300008848	1/31/2013	5.30
53401300	AWWSC Other Ben OPEX	CF	9300008849	1/31/2013	0.60
53401300	AWWSC Other Ben OPEX	CF	9300008850	1/31/2013	6.64
53401300	AWWSC Other Ben OPEX	CF	9300008858	1/31/2013	704.30
53401300	AWWSC Other Ben OPEX	CF	9300008859	1/31/2013	(1.59)
53401300	AWWSC Other Ben OPEX	CF	9300008860	1/31/2013	86.97
53401300	AWWSC Other Ben OPEX	CF	9300008861	1/31/2013	271.70
53401300	AWWSC Other Ben OPEX	CF	9300008862	1/31/2013	452.38
53401300	AWWSC Other Ben OPEX	CF	9300008866	1/31/2013	197.56
53401300	AWWSC Other Ben OPEX	CF	9300008867	1/31/2013	24.43
53401300	AWWSC Other Ben OPEX	CF	9300008868	1/31/2013	68.82
53401300	AWWSC Other Ben OPEX	CF	9300008869	1/31/2013	(2.01)
53401300	AWWSC Other Ben OPEX	CF	9300008870	1/31/2013	161.69
53401300	AWWSC Other Ben OPEX	CF	9300008871	1/31/2013	373.69
53401300	AWWSC Other Ben OPEX	CF	9300008872	1/31/2013	3.78
53401300	AWWSC Other Ben OPEX	CF	9300008873	1/31/2013	(11.74)
53401300	AWWSC Other Ben OPEX	CF	9300008874	1/31/2013	(9.52)
53401300	AWWSC Other Ben OPEX	CF	9300008875	1/31/2013	353.95
53401300	AWWSC Other Ben OPEX	CF	9300008876	1/31/2013	12.90
53401300	AWWSC Other Ben OPEX	CF	9300008980	1/31/2013	7.55
53401300	AWWSC Other Ben OPEX	CF	9300008981	1/31/2013	19.16
53401300	AWWSC Other Ben OPEX	CF	9300008982	1/31/2013	44.30
53401300	AWWSC Other Ben OPEX	CF	9300008983	1/31/2013	227.44
53401300	AWWSC Other Ben OPEX	CF	9300008984	1/31/2013	167.73
53401300	AWWSC Other Ben OPEX	CF	9300008985	1/31/2013	254.96
53401300	AWWSC Other Ben OPEX	CF	9300008986	1/31/2013	181.20
53401300	AWWSC Other Ben OPEX	CF	9300008987	1/31/2013	(6.84)
53401300	AWWSC Other Ben OPEX	CF	9300008988	1/31/2013	59.81
53401300	AWWSC Other Ben OPEX	CF	9300008989	1/31/2013	120.99
53401300	AWWSC Other Ben OPEX	CF	9300008990	1/31/2013	6.67
53401300	AWWSC Other Ben OPEX	CF	9300008991	1/31/2013	101.83
53401300	AWWSC Other Ben OPEX	CF	9300008992	1/31/2013	73.74
53401300	AWWSC Other Ben OPEX	CF	9300008993	1/31/2013	143.72
53401300	AWWSC Other Ben OPEX	CF	9300008994	1/31/2013	104.18
53401300	AWWSC Other Ben OPEX	CF	9300008995	1/31/2013	89.40

## Kentucky American Water Company

Case No. 2012-00520

Response to PSC DR1, Item 31

Account	Description	Doc Type	Document Number	Posting Date	Amount
53401300	AWWSC Other Ben OPEX	CF	9300008996	1/31/2013	45.98
53401300	AWWSC Other Ben OPEX	CF	9300008997	1/31/2013	4.49
53401300	AWWSC Other Ben OPEX	CF	9300008998	1/31/2013	1.72
53401300	AWWSC Other Ben OPEX	CF	9300008999	1/31/2013	2.33
53401300	AWWSC Other Ben OPEX	CF	9300009000	1/31/2013	34.63
53401300	AWWSC Other Ben OPEX	CF	9300009001	1/31/2013	55.49
53401300	AWWSC Other Ben OPEX	CF	9300009002	1/31/2013	24.97
53401300	AWWSC Other Ben OPEX	CF	9300009003	1/31/2013	130.84
53401300	AWWSC Other Ben OPEX	CF	9300009004	1/31/2013	0.63
53401300	AWWSC Other Ben OPEX	CF	9300009005	1/31/2013	0.17
53401400	AWWSC Cont Svcs OPEX	CF	9300008291	1/31/2013	98.00
53401400	AWWSC Cont Svcs OPEX	CF	9300008292	1/31/2013	30.51
53401400	AWWSC Cont Svcs OPEX	CF	9300008293	1/31/2013	1,545.41
53401400	AWWSC Cont Svcs OPEX	CF	9300008303	1/31/2013	(0.41)
53401400	AWWSC Cont Svcs OPEX	CF	9300008306	1/31/2013	577.50
53401400	AWWSC Cont Svcs OPEX	CF	9300008307	1/31/2013	318.96
53401400	AWWSC Cont Svcs OPEX	CF	9300008318	1/31/2013	2,747.55
53401400	AWWSC Cont Svcs OPEX	CF	9300008319	1/31/2013	478.89
53401400	AWWSC Cont Svcs OPEX	CF	9300008320	1/31/2013	(30.06)
53401400	AWWSC Cont Svcs OPEX	CF	9300008321	1/31/2013	1,379.13
53401400	AWWSC Cont Svcs OPEX	CF	9300008323	1/31/2013	2,426.98
53401400	AWWSC Cont Svcs OPEX	CF	9300008324	1/31/2013	113.73
53401400	AWWSC Cont Svcs OPEX	CF	9300008325	1/31/2013	2,104.15
53401400	AWWSC Cont Svcs OPEX	CF	9300008326	1/31/2013	246.39
53401400	AWWSC Cont Svcs OPEX	CF	9300008327	1/31/2013	262.11
53401400	AWWSC Cont Svcs OPEX	CF	9300008329	1/31/2013	0.39
53401400	AWWSC Cont Svcs OPEX	CF	9300008330	1/31/2013	209.80
53401400	AWWSC Cont Svcs OPEX	CF	9300008331	1/31/2013	(3.01)
53401400	AWWSC Cont Svcs OPEX	CF	9300008332	1/31/2013	3.24
53401400	AWWSC Cont Svcs OPEX	CF	9300008335	1/31/2013	0.39
53401400	AWWSC Cont Svcs OPEX	CF	9300008336	1/31/2013	2,161.64
53401400	AWWSC Cont Svcs OPEX	CF	9300008337	1/31/2013	(229.32)
53401400	AWWSC Cont Svcs OPEX	CF	9300008338	1/31/2013	31.36
53401400	AWWSC Cont Svcs OPEX	CF	9300008339	1/31/2013	270.63
53401400	AWWSC Cont Svcs OPEX	CF	9300008340	1/31/2013	1,927.58
53401400	AWWSC Cont Svcs OPEX	CF	9300008342	1/31/2013	283.65
53401400	AWWSC Cont Svcs OPEX	CF	9300008343	1/31/2013	2,880.95
53401400	AWWSC Cont Svcs OPEX	CF	9300008346	1/31/2013	0.16
53401400	AWWSC Cont Svcs OPEX	CF	9300008348	1/31/2013	49.43
53401400	AWWSC Cont Svcs OPEX	CF	9300008349	1/31/2013	8.39
53401400	AWWSC Cont Svcs OPEX	CF	9300008350	1/31/2013	1,438.64
53401400	AWWSC Cont Svcs OPEX	CF	9300008356	1/31/2013	470.40
53401400	AWWSC Cont Svcs OPEX	CF	9300008358	1/31/2013	299.27
53401400	AWWSC Cont Svcs OPEX	CF	9300008359	1/31/2013	5.37
53401400	AWWSC Cont Svcs OPEX	CF	9300008361	1/31/2013	242.86
53401400	AWWSC Cont Svcs OPEX	CF	9300008362	1/31/2013	19,795.94
53401400	AWWSC Cont Svcs OPEX	CF	9300008363	1/31/2013	526.62
53401400	AWWSC Cont Svcs OPEX	CF	9300008365	1/31/2013	943.70
53401400	AWWSC Cont Svcs OPEX	CF	9300008371	1/31/2013	10.78
53401400	AWWSC Cont Svcs OPEX	CF	9300008372	1/31/2013	183.46
53401400	AWWSC Cont Svcs OPEX	CF	9300008374	1/31/2013	(16.04)
53401400	AWWSC Cont Svcs OPEX	CF	9300008375	1/31/2013	3,244.04
53401400	AWWSC Cont Svcs OPEX	CF	9300008376	1/31/2013	527.19

## Kentucky American Water Company

Case No. 2012-00520

Response to PSC DR1, Item 31

Account	Description	Doc Type	Document Number	Posting Date	Amount
53401400	AWWSC Cont Svcs OPEX	CF	9300008383	1/31/2013	462.85
53401400	AWWSC Cont Svcs OPEX	CF	9300008397	1/31/2013	103.69
53401400	AWWSC Cont Svcs OPEX	CF	9300008399	1/31/2013	(24.58)
53401400	AWWSC Cont Svcs OPEX	CF	9300008400	1/31/2013	133.26
53401400	AWWSC Cont Svcs OPEX	CF	9300008403	1/31/2013	334.32
53401400	AWWSC Cont Svcs OPEX	CF	9300008404	1/31/2013	1,004.26
53401400	AWWSC Cont Svcs OPEX	CF	9300008405	1/31/2013	415.69
53401400	AWWSC Cont Svcs OPEX	CF	9300008412	1/31/2013	(97.02)
53401400	AWWSC Cont Svcs OPEX	CF	9300008413	1/31/2013	2,442.54
53401400	AWWSC Cont Svcs OPEX	CF	9300008416	1/31/2013	2,452.76
53401400	AWWSC Cont Svcs OPEX	CF	9300008417	1/31/2013	2,055.63
53401400	AWWSC Cont Svcs OPEX	CF	9300008418	1/31/2013	221.86
53401400	AWWSC Cont Svcs OPEX	CF	9300008424	1/31/2013	1,229.91
53401400	AWWSC Cont Svcs OPEX	CF	9300008426	1/31/2013	536.59
53401400	AWWSC Cont Svcs OPEX	CF	9300008430	1/31/2013	254.25
53401400	AWWSC Cont Svcs OPEX	CF	9300008434	1/31/2013	(1.15)
53401400	AWWSC Cont Svcs OPEX	CF	9300008435	1/31/2013	170.85
53401400	AWWSC Cont Svcs OPEX	CF	9300008436	1/31/2013	271.20
53401400	AWWSC Cont Svcs OPEX	CF	9300008437	1/31/2013	(2,949.82)
53401400	AWWSC Cont Svcs OPEX	CF	9300008439	1/31/2013	(21.44)
53401400	AWWSC Cont Svcs OPEX	CF	9300008441	1/31/2013	548.80
53401400	AWWSC Cont Svcs OPEX	CF	9300008449	1/31/2013	786.47
53401400	AWWSC Cont Svcs OPEX	CF	9300008457	1/31/2013	(17.37)
53401400	AWWSC Cont Svcs OPEX	CF	9300008460	1/31/2013	(271.78)
53401400	AWWSC Cont Svcs OPEX	CF	9300008467	1/31/2013	29,230.95
53401400	AWWSC Cont Svcs OPEX	CF	9300008468	1/31/2013	2.80
53401400	AWWSC Cont Svcs OPEX	CF	9300008470	1/31/2013	726.85
53401400	AWWSC Cont Svcs OPEX	CF	9300008471	1/31/2013	793.69
53401400	AWWSC Cont Svcs OPEX	CF	9300008472	1/31/2013	106.80
53401400	AWWSC Cont Svcs OPEX	CF	9300008476	1/31/2013	1,273.94
53401400	AWWSC Cont Svcs OPEX	CF	9300008485	1/31/2013	8,248.90
53401400	AWWSC Cont Svcs OPEX	CF	9300008488	1/31/2013	348.48
53401400	AWWSC Cont Svcs OPEX	CF	9300008743	1/31/2013	3,532.52
53401400	AWWSC Cont Svcs OPEX	CF	9300008746	1/31/2013	723.13
53401400	AWWSC Cont Svcs OPEX	CF	9300008747	1/31/2013	4,647.27
53401400	AWWSC Cont Svcs OPEX	CF	9300008748	1/31/2013	(1,051.56)
53401400	AWWSC Cont Svcs OPEX	CF	9300008769	1/31/2013	21.44
53401400	AWWSC Cont Svcs OPEX	CF	9300008770	1/31/2013	98.84
53401400	AWWSC Cont Svcs OPEX	CF	9300008771	1/31/2013	3,124.29
53401400	AWWSC Cont Svcs OPEX	CF	9300008772	1/31/2013	2,490.06
53401400	AWWSC Cont Svcs OPEX	CF	9300008773	1/31/2013	762.74
53401400	AWWSC Cont Svcs OPEX	CF	9300008774	1/31/2013	1,185.51
53401400	AWWSC Cont Svcs OPEX	CF	9300008775	1/31/2013	0.55
53401400	AWWSC Cont Svcs OPEX	CF	9300008776	1/31/2013	5,656.33
53401400	AWWSC Cont Svcs OPEX	CF	9300008779	1/31/2013	(682.52)
53401400	AWWSC Cont Svcs OPEX	CF	9300008780	1/31/2013	1,558.03
53401400	AWWSC Cont Svcs OPEX	CF	9300008781	1/31/2013	(1,410.76)
53401400	AWWSC Cont Svcs OPEX	CF	9300008782	1/31/2013	88.16
53401400	AWWSC Cont Svcs OPEX	CF	9300008799	1/31/2013	695.86
53401400	AWWSC Cont Svcs OPEX	CF	9300008809	1/31/2013	5.62
53401400	AWWSC Cont Svcs OPEX	CF	9300008813	1/31/2013	(9.76)
53401400	AWWSC Cont Svcs OPEX	CF	9300008823	1/31/2013	(49.68)
53401400	AWWSC Cont Svcs OPEX	CF	9300008827	1/31/2013	7.48

## Kentucky American Water Company

Case No. 2012-00520

Response to PSC DR1, Item 31

Account	Description	Doc Type	Document Number	Posting Date	Amount
53401400	AWWSC Cont Svcs OPEX	CF	9300008829	1/31/2013	180.48
53401400	AWWSC Cont Svcs OPEX	CF	9300008836	1/31/2013	5.84
53401400	AWWSC Cont Svcs OPEX	CF	9300008837	1/31/2013	243.06
53401400	AWWSC Cont Svcs OPEX	CF	9300008841	1/31/2013	2,072.36
53401400	AWWSC Cont Svcs OPEX	CF	9300008865	1/31/2013	(295.16)
53401400	AWWSC Cont Svcs OPEX	CF	9300008870	1/31/2013	2,522.15
53401400	AWWSC Cont Svcs OPEX	CF	9300008871	1/31/2013	1,715.67
53401400	AWWSC Cont Svcs OPEX	CF	9300008981	1/31/2013	(14.39)
53401400	AWWSC Cont Svcs OPEX	CF	9300008984	1/31/2013	7.88
53401400	AWWSC Cont Svcs OPEX	CF	9300008987	1/31/2013	342.41
53401400	AWWSC Cont Svcs OPEX	CF	9300008989	1/31/2013	3.32
53401400	AWWSC Cont Svcs OPEX	CF	9300008992	1/31/2013	(215.93)
53401400	AWWSC Cont Svcs OPEX	CF	9300008993	1/31/2013	640.10
53401400	AWWSC Cont Svcs OPEX	CF	9300008995	1/31/2013	(63.61)
53401400	AWWSC Cont Svcs OPEX	CF	9300009000	1/31/2013	22.45
53401500	AWWSC Off Suppl OPEX	CF	9300008291	1/31/2013	0.37
53401500	AWWSC Off Suppl OPEX	CF	9300008292	1/31/2013	49.92
53401500	AWWSC Off Suppl OPEX	CF	9300008294	1/31/2013	1.24
53401500	AWWSC Off Suppl OPEX	CF	9300008295	1/31/2013	3.41
53401500	AWWSC Off Suppl OPEX	CF	9300008296	1/31/2013	20.53
53401500	AWWSC Off Suppl OPEX	CF	9300008304	1/31/2013	131.54
53401500	AWWSC Off Suppl OPEX	CF	9300008305	1/31/2013	(67.77)
53401500	AWWSC Off Suppl OPEX	CF	9300008306	1/31/2013	40.69
53401500	AWWSC Off Suppl OPEX	CF	9300008307	1/31/2013	107.70
53401500	AWWSC Off Suppl OPEX	CF	9300008308	1/31/2013	100.19
53401500	AWWSC Off Suppl OPEX	CF	9300008309	1/31/2013	(10.58)
53401500	AWWSC Off Suppl OPEX	CF	9300008310	1/31/2013	160.28
53401500	AWWSC Off Suppl OPEX	CF	9300008311	1/31/2013	12.73
53401500	AWWSC Off Suppl OPEX	CF	9300008316	1/31/2013	14.39
53401500	AWWSC Off Suppl OPEX	CF	9300008317	1/31/2013	107.68
53401500	AWWSC Off Suppl OPEX	CF	9300008318	1/31/2013	123.47
53401500	AWWSC Off Suppl OPEX	CF	9300008321	1/31/2013	(65.60)
53401500	AWWSC Off Suppl OPEX	CF	9300008322	1/31/2013	204.01
53401500	AWWSC Off Suppl OPEX	CF	9300008323	1/31/2013	14.36
53401500	AWWSC Off Suppl OPEX	CF	9300008324	1/31/2013	13.39
53401500	AWWSC Off Suppl OPEX	CF	9300008325	1/31/2013	0.30
53401500	AWWSC Off Suppl OPEX	CF	9300008326	1/31/2013	1.06
53401500	AWWSC Off Suppl OPEX	CF	9300008327	1/31/2013	2.34
53401500	AWWSC Off Suppl OPEX	CF	9300008328	1/31/2013	0.31
53401500	AWWSC Off Suppl OPEX	CF	9300008329	1/31/2013	146.11
53401500	AWWSC Off Suppl OPEX	CF	9300008330	1/31/2013	178.66
53401500	AWWSC Off Suppl OPEX	CF	9300008334	1/31/2013	(41.16)
53401500	AWWSC Off Suppl OPEX	CF	9300008335	1/31/2013	(39.74)
53401500	AWWSC Off Suppl OPEX	CF	9300008336	1/31/2013	42.64
53401500	AWWSC Off Suppl OPEX	CF	9300008337	1/31/2013	(13.54)
53401500	AWWSC Off Suppl OPEX	CF	9300008338	1/31/2013	29.94
53401500	AWWSC Off Suppl OPEX	CF	9300008339	1/31/2013	40.90
53401500	AWWSC Off Suppl OPEX	CF	9300008340	1/31/2013	23.43
53401500	AWWSC Off Suppl OPEX	CF	9300008341	1/31/2013	19.90
53401500	AWWSC Off Suppl OPEX	CF	9300008342	1/31/2013	32.21
53401500	AWWSC Off Suppl OPEX	CF	9300008343	1/31/2013	336.09
53401500	AWWSC Off Suppl OPEX	CF	9300008344	1/31/2013	901.80
53401500	AWWSC Off Suppl OPEX	CF	9300008346	1/31/2013	294.48

## Kentucky American Water Company

Case No. 2012-00520

Response to PSC DR1, Item 31

Account	Description	Doc Type	Document Number	Posting Date	Amount
53401500	AWWSC Off Suppl OPEX	CF	9300008347	1/31/2013	74.82
53401500	AWWSC Off Suppl OPEX	CF	9300008350	1/31/2013	23.56
53401500	AWWSC Off Suppl OPEX	CF	9300008351	1/31/2013	9.72
53401500	AWWSC Off Suppl OPEX	CF	9300008352	1/31/2013	(18.05)
53401500	AWWSC Off Suppl OPEX	CF	9300008353	1/31/2013	69.51
53401500	AWWSC Off Suppl OPEX	CF	9300008354	1/31/2013	63.97
53401500	AWWSC Off Suppl OPEX	CF	9300008355	1/31/2013	15.83
53401500	AWWSC Off Suppl OPEX	CF	9300008356	1/31/2013	212.73
53401500	AWWSC Off Suppl OPEX	CF	9300008357	1/31/2013	42.76
53401500	AWWSC Off Suppl OPEX	CF	9300008358	1/31/2013	(4.24)
53401500	AWWSC Off Suppl OPEX	CF	9300008361	1/31/2013	524.51
53401500	AWWSC Off Suppl OPEX	CF	9300008363	1/31/2013	29.65
53401500	AWWSC Off Suppl OPEX	CF	9300008364	1/31/2013	68.53
53401500	AWWSC Off Suppl OPEX	CF	9300008365	1/31/2013	80.41
53401500	AWWSC Off Suppl OPEX	CF	9300008366	1/31/2013	160.88
53401500	AWWSC Off Suppl OPEX	CF	9300008367	1/31/2013	82.91
53401500	AWWSC Off Suppl OPEX	CF	9300008369	1/31/2013	2.35
53401500	AWWSC Off Suppl OPEX	CF	9300008370	1/31/2013	4.84
53401500	AWWSC Off Suppl OPEX	CF	9300008371	1/31/2013	137.88
53401500	AWWSC Off Suppl OPEX	CF	9300008372	1/31/2013	0.27
53401500	AWWSC Off Suppl OPEX	CF	9300008374	1/31/2013	178.16
53401500	AWWSC Off Suppl OPEX	CF	9300008375	1/31/2013	12.04
53401500	AWWSC Off Suppl OPEX	CF	9300008376	1/31/2013	(56.97)
53401500	AWWSC Off Suppl OPEX	CF	9300008377	1/31/2013	30.58
53401500	AWWSC Off Suppl OPEX	CF	9300008380	1/31/2013	17.53
53401500	AWWSC Off Suppl OPEX	CF	9300008383	1/31/2013	2.05
53401500	AWWSC Off Suppl OPEX	CF	9300008384	1/31/2013	45.52
53401500	AWWSC Off Suppl OPEX	CF	9300008390	1/31/2013	49.50
53401500	AWWSC Off Suppl OPEX	CF	9300008392	1/31/2013	(86.45)
53401500	AWWSC Off Suppl OPEX	CF	9300008394	1/31/2013	(50.47)
53401500	AWWSC Off Suppl OPEX	CF	9300008396	1/31/2013	0.37
53401500	AWWSC Off Suppl OPEX	CF	9300008397	1/31/2013	435.97
53401500	AWWSC Off Suppl OPEX	CF	9300008398	1/31/2013	179.14
53401500	AWWSC Off Suppl OPEX	CF	9300008399	1/31/2013	0.50
53401500	AWWSC Off Suppl OPEX	CF	9300008400	1/31/2013	29.31
53401500	AWWSC Off Suppl OPEX	CF	9300008401	1/31/2013	127.68
53401500	AWWSC Off Suppl OPEX	CF	9300008402	1/31/2013	1.50
53401500	AWWSC Off Suppl OPEX	CF	9300008403	1/31/2013	240.44
53401500	AWWSC Off Suppl OPEX	CF	9300008404	1/31/2013	199.08
53401500	AWWSC Off Suppl OPEX	CF	9300008405	1/31/2013	0.54
53401500	AWWSC Off Suppl OPEX	CF	9300008411	1/31/2013	(0.54)
53401500	AWWSC Off Suppl OPEX	CF	9300008412	1/31/2013	153.12
53401500	AWWSC Off Suppl OPEX	CF	9300008413	1/31/2013	105.33
53401500	AWWSC Off Suppl OPEX	CF	9300008416	1/31/2013	63.13
53401500	AWWSC Off Suppl OPEX	CF	9300008418	1/31/2013	77.05
53401500	AWWSC Off Suppl OPEX	CF	9300008421	1/31/2013	25.20
53401500	AWWSC Off Suppl OPEX	CF	9300008424	1/31/2013	(209.58)
53401500	AWWSC Off Suppl OPEX	CF	9300008432	1/31/2013	14.35
53401500	AWWSC Off Suppl OPEX	CF	9300008433	1/31/2013	12.98
53401500	AWWSC Off Suppl OPEX	CF	9300008434	1/31/2013	(4.24)
53401500	AWWSC Off Suppl OPEX	CF	9300008435	1/31/2013	85.44
53401500	AWWSC Off Suppl OPEX	CF	9300008436	1/31/2013	103.55
53401500	AWWSC Off Suppl OPEX	CF	9300008437	1/31/2013	(25.06)

## Kentucky American Water Company

Case No. 2012-00520

Response to PSC DR1, Item 31

Account	Description	Doc Type	Document Number	Posting Date	Amount
53401500	AWWSC Off Suppl OPEX	CF	9300008441	1/31/2013	24.66
53401500	AWWSC Off Suppl OPEX	CF	9300008442	1/31/2013	24.00
53401500	AWWSC Off Suppl OPEX	CF	9300008447	1/31/2013	15.67
53401500	AWWSC Off Suppl OPEX	CF	9300008453	1/31/2013	(368.31)
53401500	AWWSC Off Suppl OPEX	CF	9300008454	1/31/2013	3.26
53401500	AWWSC Off Suppl OPEX	CF	9300008457	1/31/2013	(56.83)
53401500	AWWSC Off Suppl OPEX	CF	9300008458	1/31/2013	46.56
53401500	AWWSC Off Suppl OPEX	CF	9300008465	1/31/2013	13.19
53401500	AWWSC Off Suppl OPEX	CF	9300008467	1/31/2013	0.62
53401500	AWWSC Off Suppl OPEX	CF	9300008471	1/31/2013	625.77
53401500	AWWSC Off Suppl OPEX	CF	9300008476	1/31/2013	24.51
53401500	AWWSC Off Suppl OPEX	CF	9300008480	1/31/2013	3.20
53401500	AWWSC Off Suppl OPEX	CF	9300008484	1/31/2013	2.20
53401500	AWWSC Off Suppl OPEX	CF	9300008742	1/31/2013	0.15
53401500	AWWSC Off Suppl OPEX	CF	9300008743	1/31/2013	137.05
53401500	AWWSC Off Suppl OPEX	CF	9300008744	1/31/2013	83.59
53401500	AWWSC Off Suppl OPEX	CF	9300008747	1/31/2013	409.96
53401500	AWWSC Off Suppl OPEX	CF	9300008748	1/31/2013	67.56
53401500	AWWSC Off Suppl OPEX	CF	9300008758	1/31/2013	(326.72)
53401500	AWWSC Off Suppl OPEX	CF	9300008760	1/31/2013	(5.96)
53401500	AWWSC Off Suppl OPEX	CF	9300008762	1/31/2013	(14.91)
53401500	AWWSC Off Suppl OPEX	CF	9300008764	1/31/2013	24.29
53401500	AWWSC Off Suppl OPEX	CF	9300008766	1/31/2013	(0.39)
53401500	AWWSC Off Suppl OPEX	CF	9300008769	1/31/2013	(0.29)
53401500	AWWSC Off Suppl OPEX	CF	9300008770	1/31/2013	44.06
53401500	AWWSC Off Suppl OPEX	CF	9300008771	1/31/2013	26.69
53401500	AWWSC Off Suppl OPEX	CF	9300008772	1/31/2013	163.24
53401500	AWWSC Off Suppl OPEX	CF	9300008773	1/31/2013	157.79
53401500	AWWSC Off Suppl OPEX	CF	9300008774	1/31/2013	24.23
53401500	AWWSC Off Suppl OPEX	CF	9300008775	1/31/2013	176.97
53401500	AWWSC Off Suppl OPEX	CF	9300008776	1/31/2013	8.10
53401500	AWWSC Off Suppl OPEX	CF	9300008777	1/31/2013	56.25
53401500	AWWSC Off Suppl OPEX	CF	9300008779	1/31/2013	17.91
53401500	AWWSC Off Suppl OPEX	CF	9300008780	1/31/2013	55.88
53401500	AWWSC Off Suppl OPEX	CF	9300008781	1/31/2013	(46.23)
53401500	AWWSC Off Suppl OPEX	CF	9300008782	1/31/2013	122.25
53401500	AWWSC Off Suppl OPEX	CF	9300008783	1/31/2013	(35.56)
53401500	AWWSC Off Suppl OPEX	CF	9300008789	1/31/2013	0.90
53401500	AWWSC Off Suppl OPEX	CF	9300008790	1/31/2013	47.76
53401500	AWWSC Off Suppl OPEX	CF	9300008794	1/31/2013	(84.50)
53401500	AWWSC Off Suppl OPEX	CF	9300008815	1/31/2013	96.52
53401500	AWWSC Off Suppl OPEX	CF	9300008816	1/31/2013	326.34
53401500	AWWSC Off Suppl OPEX	CF	9300008817	1/31/2013	476.02
53401500	AWWSC Off Suppl OPEX	CF	9300008818	1/31/2013	459.70
53401500	AWWSC Off Suppl OPEX	CF	9300008823	1/31/2013	2,505.33
53401500	AWWSC Off Suppl OPEX	CF	9300008825	1/31/2013	264.73
53401500	AWWSC Off Suppl OPEX	CF	9300008828	1/31/2013	153.12
53401500	AWWSC Off Suppl OPEX	CF	9300008830	1/31/2013	559.67
53401500	AWWSC Off Suppl OPEX	CF	9300008831	1/31/2013	6.41
53401500	AWWSC Off Suppl OPEX	CF	9300008833	1/31/2013	280.77
53401500	AWWSC Off Suppl OPEX	CF	9300008836	1/31/2013	210.12
53401500	AWWSC Off Suppl OPEX	CF	9300008837	1/31/2013	136.32
53401500	AWWSC Off Suppl OPEX	CF	9300008838	1/31/2013	377.34



Kentucky American Water Company  
Case No. 2012-00520  
Response to PSC DR1, Item 31

Account	Description	Doc Type	Document Number	Posting Date	Amount
53401500	AWWSC Off Suppl OPEX	CF	9300008839	1/31/2013	1,110.23
53401500	AWWSC Off Suppl OPEX	CF	9300008844	1/31/2013	97.04
53401500	AWWSC Off Suppl OPEX	CF	9300008846	1/31/2013	372.86
53401500	AWWSC Off Suppl OPEX	CF	9300008849	1/31/2013	7.39
53401500	AWWSC Off Suppl OPEX	CF	9300008850	1/31/2013	9.81
53401500	AWWSC Off Suppl OPEX	CF	9300008852	1/31/2013	1.01
53401500	AWWSC Off Suppl OPEX	CF	9300008853	1/31/2013	(0.14)
53401500	AWWSC Off Suppl OPEX	CF	9300008854	1/31/2013	212.54
53401500	AWWSC Off Suppl OPEX	CF	9300008858	1/31/2013	121.01
53401500	AWWSC Off Suppl OPEX	CF	9300008860	1/31/2013	1,039.51
53401500	AWWSC Off Suppl OPEX	CF	9300008861	1/31/2013	191.00
53401500	AWWSC Off Suppl OPEX	CF	9300008862	1/31/2013	24.97
53401500	AWWSC Off Suppl OPEX	CF	9300008875	1/31/2013	830.42
53401500	AWWSC Off Suppl OPEX	CF	9300008980	1/31/2013	8.34
53401500	AWWSC Off Suppl OPEX	CF	9300008981	1/31/2013	0.32
53401500	AWWSC Off Suppl OPEX	CF	9300008982	1/31/2013	364.97
53401500	AWWSC Off Suppl OPEX	CF	9300008983	1/31/2013	(30.32)
53401500	AWWSC Off Suppl OPEX	CF	9300008984	1/31/2013	24.24
53401500	AWWSC Off Suppl OPEX	CF	9300008985	1/31/2013	62.82
53401500	AWWSC Off Suppl OPEX	CF	9300008986	1/31/2013	590.59
53401500	AWWSC Off Suppl OPEX	CF	9300008987	1/31/2013	6.85
53401500	AWWSC Off Suppl OPEX	CF	9300008988	1/31/2013	6.56
53401500	AWWSC Off Suppl OPEX	CF	9300008989	1/31/2013	(0.25)
53401500	AWWSC Off Suppl OPEX	CF	9300008990	1/31/2013	103.83
53401500	AWWSC Off Suppl OPEX	CF	9300008991	1/31/2013	(4.02)
53401500	AWWSC Off Suppl OPEX	CF	9300008992	1/31/2013	(22.01)
53401500	AWWSC Off Suppl OPEX	CF	9300008993	1/31/2013	52.39
53401500	AWWSC Off Suppl OPEX	CF	9300008994	1/31/2013	81.28
53401500	AWWSC Off Suppl OPEX	CF	9300008995	1/31/2013	527.49
53401500	AWWSC Off Suppl OPEX	CF	9300008996	1/31/2013	(19.70)
53401500	AWWSC Off Suppl OPEX	CF	9300008997	1/31/2013	19.28
53401500	AWWSC Off Suppl OPEX	CF	9300008998	1/31/2013	(5.69)
53401500	AWWSC Off Suppl OPEX	CF	9300008999	1/31/2013	1.61
53401500	AWWSC Off Suppl OPEX	CF	9300009000	1/31/2013	(6.76)
53401500	AWWSC Off Suppl OPEX	CF	9300009001	1/31/2013	80.91
53401500	AWWSC Off Suppl OPEX	CF	9300009002	1/31/2013	(209.57)
53401500	AWWSC Off Suppl OPEX	CF	9300009003	1/31/2013	124.68
53401500	AWWSC Off Suppl OPEX	CF	9300009004	1/31/2013	0.42
53401500	AWWSC Off Suppl OPEX	CF	9300009005	1/31/2013	0.02
53401700	AWWSC Rents OPEX	CF	9300008329	1/31/2013	279.03
53401700	AWWSC Rents OPEX	CF	9300008346	1/31/2013	156.05
53401700	AWWSC Rents OPEX	CF	9300008777	1/31/2013	545.04
53401700	AWWSC Rents OPEX	CF	9300008817	1/31/2013	91.11
53401700	AWWSC Rents OPEX	CF	9300008823	1/31/2013	81.13
53401700	AWWSC Rents OPEX	CF	9300008828	1/31/2013	561.84
53401700	AWWSC Rents OPEX	CF	9300008836	1/31/2013	104.76
53401700	AWWSC Rents OPEX	CF	9300008837	1/31/2013	111.43
53401700	AWWSC Rents OPEX	CF	9300008838	1/31/2013	38.76
53401700	AWWSC Rents OPEX	CF	9300008839	1/31/2013	461.74
53401700	AWWSC Rents OPEX	CF	9300008840	1/31/2013	1,705.16
53401700	AWWSC Rents OPEX	CF	9300008982	1/31/2013	3,134.28
53401700	AWWSC Rents OPEX	CF	9300008987	1/31/2013	4,431.51
53401700	AWWSC Rents OPEX	CF	9300008990	1/31/2013	882.86

## Kentucky American Water Company

Case No. 2012-00520

Response to PSC DR1, Item 31

Account	Description	Doc Type	Document Number	Posting Date	Amount
53401700	AWWSC Rents OPEX	CF	9300008993	1/31/2013	2,344.57
53401700	AWWSC Rents OPEX	CF	9300008994	1/31/2013	1,715.15
53401700	AWWSC Rents OPEX	CF	9300008995	1/31/2013	3,817.41
53401700	AWWSC Rents OPEX	CF	9300008996	1/31/2013	937.43
53401700	AWWSC Rents OPEX	CF	9300008997	1/31/2013	1,503.68
53401700	AWWSC Rents OPEX	CF	9300009000	1/31/2013	26.36
53401700	AWWSC Rents OPEX	CF	9300009001	1/31/2013	3.89
53401700	AWWSC Rents OPEX	CF	9300009002	1/31/2013	816.23
53401700	AWWSC Rents OPEX	CF	9300009003	1/31/2013	1,753.52
53401700	AWWSC Rents OPEX	CF	9300009004	1/31/2013	14.31
53401900	AWWSC Maint OPEX	CF	9300008774	1/31/2013	264.12
53401900	AWWSC Maint OPEX	CF	9300008779	1/31/2013	131.71
53401900	AWWSC Maint OPEX	CF	9300008996	1/31/2013	8,901.10
53401900	AWWSC Maint OPEX	CF	9300008997	1/31/2013	6,077.44
53401900	AWWSC Maint OPEX	CF	9300008998	1/31/2013	7,329.27
53401900	AWWSC Maint OPEX	CF	9300008999	1/31/2013	3,549.40
53402100	AWWSC Oth O&M OPEX	CF	9300008292	1/31/2013	146.53
53402100	AWWSC Oth O&M OPEX	CF	9300008294	1/31/2013	(280.28)
53402100	AWWSC Oth O&M OPEX	CF	9300008295	1/31/2013	6.67
53402100	AWWSC Oth O&M OPEX	CF	9300008296	1/31/2013	5.96
53402100	AWWSC Oth O&M OPEX	CF	9300008302	1/31/2013	8.25
53402100	AWWSC Oth O&M OPEX	CF	9300008303	1/31/2013	4.14
53402100	AWWSC Oth O&M OPEX	CF	9300008304	1/31/2013	17.46
53402100	AWWSC Oth O&M OPEX	CF	9300008305	1/31/2013	3.99
53402100	AWWSC Oth O&M OPEX	CF	9300008306	1/31/2013	36.09
53402100	AWWSC Oth O&M OPEX	CF	9300008307	1/31/2013	6.20
53402100	AWWSC Oth O&M OPEX	CF	9300008308	1/31/2013	3.66
53402100	AWWSC Oth O&M OPEX	CF	9300008309	1/31/2013	5.21
53402100	AWWSC Oth O&M OPEX	CF	9300008310	1/31/2013	10.74
53402100	AWWSC Oth O&M OPEX	CF	9300008311	1/31/2013	(0.32)
53402100	AWWSC Oth O&M OPEX	CF	9300008313	1/31/2013	1.92
53402100	AWWSC Oth O&M OPEX	CF	9300008314	1/31/2013	4.21
53402100	AWWSC Oth O&M OPEX	CF	9300008317	1/31/2013	49.29
53402100	AWWSC Oth O&M OPEX	CF	9300008318	1/31/2013	824.99
53402100	AWWSC Oth O&M OPEX	CF	9300008320	1/31/2013	151.26
53402100	AWWSC Oth O&M OPEX	CF	9300008321	1/31/2013	10.41
53402100	AWWSC Oth O&M OPEX	CF	9300008322	1/31/2013	10.88
53402100	AWWSC Oth O&M OPEX	CF	9300008323	1/31/2013	23.65
53402100	AWWSC Oth O&M OPEX	CF	9300008324	1/31/2013	(242.54)
53402100	AWWSC Oth O&M OPEX	CF	9300008325	1/31/2013	25.28
53402100	AWWSC Oth O&M OPEX	CF	9300008326	1/31/2013	3.20
53402100	AWWSC Oth O&M OPEX	CF	9300008329	1/31/2013	81.07
53402100	AWWSC Oth O&M OPEX	CF	9300008330	1/31/2013	27.94
53402100	AWWSC Oth O&M OPEX	CF	9300008331	1/31/2013	817.52
53402100	AWWSC Oth O&M OPEX	CF	9300008333	1/31/2013	(0.43)
53402100	AWWSC Oth O&M OPEX	CF	9300008334	1/31/2013	(1.72)
53402100	AWWSC Oth O&M OPEX	CF	9300008335	1/31/2013	(0.90)
53402100	AWWSC Oth O&M OPEX	CF	9300008336	1/31/2013	33.66
53402100	AWWSC Oth O&M OPEX	CF	9300008337	1/31/2013	19.35
53402100	AWWSC Oth O&M OPEX	CF	9300008338	1/31/2013	38.99
53402100	AWWSC Oth O&M OPEX	CF	9300008339	1/31/2013	1,726.66
53402100	AWWSC Oth O&M OPEX	CF	9300008340	1/31/2013	62.68
53402100	AWWSC Oth O&M OPEX	CF	9300008341	1/31/2013	(5.09)

## Kentucky American Water Company

Case No. 2012-00520

Response to PSC DR1, Item 31

Account	Description	Doc Type	Document Number	Posting Date	Amount
53402100	AWWSC Oth O&M OPEX	CF	9300008342	1/31/2013	118.54
53402100	AWWSC Oth O&M OPEX	CF	9300008343	1/31/2013	1,266.60
53402100	AWWSC Oth O&M OPEX	CF	9300008344	1/31/2013	14.16
53402100	AWWSC Oth O&M OPEX	CF	9300008345	1/31/2013	7.09
53402100	AWWSC Oth O&M OPEX	CF	9300008346	1/31/2013	245.13
53402100	AWWSC Oth O&M OPEX	CF	9300008347	1/31/2013	10.87
53402100	AWWSC Oth O&M OPEX	CF	9300008348	1/31/2013	(47.89)
53402100	AWWSC Oth O&M OPEX	CF	9300008350	1/31/2013	(0.55)
53402100	AWWSC Oth O&M OPEX	CF	9300008351	1/31/2013	18.10
53402100	AWWSC Oth O&M OPEX	CF	9300008352	1/31/2013	0.17
53402100	AWWSC Oth O&M OPEX	CF	9300008354	1/31/2013	(6.87)
53402100	AWWSC Oth O&M OPEX	CF	9300008355	1/31/2013	4.59
53402100	AWWSC Oth O&M OPEX	CF	9300008356	1/31/2013	2.05
53402100	AWWSC Oth O&M OPEX	CF	9300008357	1/31/2013	95.38
53402100	AWWSC Oth O&M OPEX	CF	9300008358	1/31/2013	(2.03)
53402100	AWWSC Oth O&M OPEX	CF	9300008361	1/31/2013	1.41
53402100	AWWSC Oth O&M OPEX	CF	9300008363	1/31/2013	30.57
53402100	AWWSC Oth O&M OPEX	CF	9300008364	1/31/2013	22.03
53402100	AWWSC Oth O&M OPEX	CF	9300008365	1/31/2013	31.70
53402100	AWWSC Oth O&M OPEX	CF	9300008366	1/31/2013	15.72
53402100	AWWSC Oth O&M OPEX	CF	9300008367	1/31/2013	29.55
53402100	AWWSC Oth O&M OPEX	CF	9300008369	1/31/2013	44.78
53402100	AWWSC Oth O&M OPEX	CF	9300008371	1/31/2013	2.49
53402100	AWWSC Oth O&M OPEX	CF	9300008372	1/31/2013	0.28
53402100	AWWSC Oth O&M OPEX	CF	9300008373	1/31/2013	0.07
53402100	AWWSC Oth O&M OPEX	CF	9300008374	1/31/2013	1,392.98
53402100	AWWSC Oth O&M OPEX	CF	9300008375	1/31/2013	27.08
53402100	AWWSC Oth O&M OPEX	CF	9300008376	1/31/2013	4.17
53402100	AWWSC Oth O&M OPEX	CF	9300008377	1/31/2013	0.38
53402100	AWWSC Oth O&M OPEX	CF	9300008380	1/31/2013	94.12
53402100	AWWSC Oth O&M OPEX	CF	9300008383	1/31/2013	8.37
53402100	AWWSC Oth O&M OPEX	CF	9300008388	1/31/2013	2.35
53402100	AWWSC Oth O&M OPEX	CF	9300008392	1/31/2013	(2.01)
53402100	AWWSC Oth O&M OPEX	CF	9300008393	1/31/2013	663.32
53402100	AWWSC Oth O&M OPEX	CF	9300008395	1/31/2013	48.51
53402100	AWWSC Oth O&M OPEX	CF	9300008397	1/31/2013	1.13
53402100	AWWSC Oth O&M OPEX	CF	9300008398	1/31/2013	22.94
53402100	AWWSC Oth O&M OPEX	CF	9300008399	1/31/2013	628.03
53402100	AWWSC Oth O&M OPEX	CF	9300008400	1/31/2013	4.67
53402100	AWWSC Oth O&M OPEX	CF	9300008401	1/31/2013	(10.51)
53402100	AWWSC Oth O&M OPEX	CF	9300008403	1/31/2013	14.12
53402100	AWWSC Oth O&M OPEX	CF	9300008404	1/31/2013	13.06
53402100	AWWSC Oth O&M OPEX	CF	9300008405	1/31/2013	0.62
53402100	AWWSC Oth O&M OPEX	CF	9300008411	1/31/2013	(0.54)
53402100	AWWSC Oth O&M OPEX	CF	9300008412	1/31/2013	285.18
53402100	AWWSC Oth O&M OPEX	CF	9300008413	1/31/2013	(8.21)
53402100	AWWSC Oth O&M OPEX	CF	9300008414	1/31/2013	(9.26)
53402100	AWWSC Oth O&M OPEX	CF	9300008416	1/31/2013	25.52
53402100	AWWSC Oth O&M OPEX	CF	9300008418	1/31/2013	0.63
53402100	AWWSC Oth O&M OPEX	CF	9300008419	1/31/2013	(0.62)
53402100	AWWSC Oth O&M OPEX	CF	9300008420	1/31/2013	6.86
53402100	AWWSC Oth O&M OPEX	CF	9300008421	1/31/2013	43.73
53402100	AWWSC Oth O&M OPEX	CF	9300008424	1/31/2013	50.51

Kentucky American Water Company  
Case No. 2012-00520  
Response to PSC DR1, Item 31

Account	Description	Doc Type	Document Number	Posting Date	Amount
53402100	AWWSC Oth O&M OPEX	CF	9300008427	1/31/2013	4.76
53402100	AWWSC Oth O&M OPEX	CF	9300008428	1/31/2013	0.59
53402100	AWWSC Oth O&M OPEX	CF	9300008431	1/31/2013	4.26
53402100	AWWSC Oth O&M OPEX	CF	9300008434	1/31/2013	9.86
53402100	AWWSC Oth O&M OPEX	CF	9300008435	1/31/2013	36.70
53402100	AWWSC Oth O&M OPEX	CF	9300008436	1/31/2013	22.15
53402100	AWWSC Oth O&M OPEX	CF	9300008437	1/31/2013	(15.01)
53402100	AWWSC Oth O&M OPEX	CF	9300008441	1/31/2013	4.44
53402100	AWWSC Oth O&M OPEX	CF	9300008442	1/31/2013	7.37
53402100	AWWSC Oth O&M OPEX	CF	9300008444	1/31/2013	169.50
53402100	AWWSC Oth O&M OPEX	CF	9300008447	1/31/2013	10.00
53402100	AWWSC Oth O&M OPEX	CF	9300008450	1/31/2013	32.04
53402100	AWWSC Oth O&M OPEX	CF	9300008452	1/31/2013	2.56
53402100	AWWSC Oth O&M OPEX	CF	9300008453	1/31/2013	5.41
53402100	AWWSC Oth O&M OPEX	CF	9300008456	1/31/2013	0.86
53402100	AWWSC Oth O&M OPEX	CF	9300008457	1/31/2013	50.85
53402100	AWWSC Oth O&M OPEX	CF	9300008458	1/31/2013	46.31
53402100	AWWSC Oth O&M OPEX	CF	9300008460	1/31/2013	0.92
53402100	AWWSC Oth O&M OPEX	CF	9300008467	1/31/2013	402.81
53402100	AWWSC Oth O&M OPEX	CF	9300008470	1/31/2013	5.68
53402100	AWWSC Oth O&M OPEX	CF	9300008471	1/31/2013	552.54
53402100	AWWSC Oth O&M OPEX	CF	9300008476	1/31/2013	125.81
53402100	AWWSC Oth O&M OPEX	CF	9300008477	1/31/2013	16.94
53402100	AWWSC Oth O&M OPEX	CF	9300008486	1/31/2013	(705.25)
53402100	AWWSC Oth O&M OPEX	CF	9300008488	1/31/2013	(2.75)
53402100	AWWSC Oth O&M OPEX	CF	9300008743	1/31/2013	(29.88)
53402100	AWWSC Oth O&M OPEX	CF	9300008744	1/31/2013	251.99
53402100	AWWSC Oth O&M OPEX	CF	9300008745	1/31/2013	(0.13)
53402100	AWWSC Oth O&M OPEX	CF	9300008746	1/31/2013	21.37
53402100	AWWSC Oth O&M OPEX	CF	9300008747	1/31/2013	229.88
53402100	AWWSC Oth O&M OPEX	CF	9300008748	1/31/2013	23.12
53402100	AWWSC Oth O&M OPEX	CF	9300008757	1/31/2013	2.57
53402100	AWWSC Oth O&M OPEX	CF	9300008758	1/31/2013	(35.46)
53402100	AWWSC Oth O&M OPEX	CF	9300008759	1/31/2013	2.21
53402100	AWWSC Oth O&M OPEX	CF	9300008762	1/31/2013	(1.08)
53402100	AWWSC Oth O&M OPEX	CF	9300008764	1/31/2013	(1.35)
53402100	AWWSC Oth O&M OPEX	CF	9300008765	1/31/2013	49.22
53402100	AWWSC Oth O&M OPEX	CF	9300008769	1/31/2013	0.44
53402100	AWWSC Oth O&M OPEX	CF	9300008770	1/31/2013	50.42
53402100	AWWSC Oth O&M OPEX	CF	9300008771	1/31/2013	13.77
53402100	AWWSC Oth O&M OPEX	CF	9300008772	1/31/2013	(168.54)
53402100	AWWSC Oth O&M OPEX	CF	9300008773	1/31/2013	151.80
53402100	AWWSC Oth O&M OPEX	CF	9300008774	1/31/2013	(249.37)
53402100	AWWSC Oth O&M OPEX	CF	9300008775	1/31/2013	56.76
53402100	AWWSC Oth O&M OPEX	CF	9300008776	1/31/2013	1,982.39
53402100	AWWSC Oth O&M OPEX	CF	9300008777	1/31/2013	(7.81)
53402100	AWWSC Oth O&M OPEX	CF	9300008779	1/31/2013	71.99
53402100	AWWSC Oth O&M OPEX	CF	9300008780	1/31/2013	194.32
53402100	AWWSC Oth O&M OPEX	CF	9300008781	1/31/2013	1,334.51
53402100	AWWSC Oth O&M OPEX	CF	9300008782	1/31/2013	69.52
53402100	AWWSC Oth O&M OPEX	CF	9300008783	1/31/2013	(0.94)
53402100	AWWSC Oth O&M OPEX	CF	9300008785	1/31/2013	239.86
53402100	AWWSC Oth O&M OPEX	CF	9300008786	1/31/2013	0.11

Kentucky American Water Company  
Case No. 2012-00520  
Response to PSC DR1, Item 31

Account	Description	Doc Type	Document Number	Posting Date	Amount
53402100	AWWSC Oth O&M OPEX	CF	9300008789	1/31/2013	2.24
53402100	AWWSC Oth O&M OPEX	CF	9300008790	1/31/2013	5.13
53402100	AWWSC Oth O&M OPEX	CF	9300008802	1/31/2013	4,855.16
53402100	AWWSC Oth O&M OPEX	CF	9300008811	1/31/2013	7.94
53402100	AWWSC Oth O&M OPEX	CF	9300008812	1/31/2013	15.49
53402100	AWWSC Oth O&M OPEX	CF	9300008816	1/31/2013	130.03
53402100	AWWSC Oth O&M OPEX	CF	9300008817	1/31/2013	119.72
53402100	AWWSC Oth O&M OPEX	CF	9300008818	1/31/2013	12.00
53402100	AWWSC Oth O&M OPEX	CF	9300008823	1/31/2013	1,028.09
53402100	AWWSC Oth O&M OPEX	CF	9300008825	1/31/2013	275.10
53402100	AWWSC Oth O&M OPEX	CF	9300008826	1/31/2013	(1.85)
53402100	AWWSC Oth O&M OPEX	CF	9300008827	1/31/2013	7.76
53402100	AWWSC Oth O&M OPEX	CF	9300008828	1/31/2013	55.54
53402100	AWWSC Oth O&M OPEX	CF	9300008830	1/31/2013	15.46
53402100	AWWSC Oth O&M OPEX	CF	9300008832	1/31/2013	(2.22)
53402100	AWWSC Oth O&M OPEX	CF	9300008833	1/31/2013	6.62
53402100	AWWSC Oth O&M OPEX	CF	9300008835	1/31/2013	(0.72)
53402100	AWWSC Oth O&M OPEX	CF	9300008836	1/31/2013	49.09
53402100	AWWSC Oth O&M OPEX	CF	9300008837	1/31/2013	18.95
53402100	AWWSC Oth O&M OPEX	CF	9300008838	1/31/2013	584.26
53402100	AWWSC Oth O&M OPEX	CF	9300008839	1/31/2013	5.95
53402100	AWWSC Oth O&M OPEX	CF	9300008840	1/31/2013	(2.26)
53402100	AWWSC Oth O&M OPEX	CF	9300008842	1/31/2013	10.30
53402100	AWWSC Oth O&M OPEX	CF	9300008843	1/31/2013	0.22
53402100	AWWSC Oth O&M OPEX	CF	9300008844	1/31/2013	32.60
53402100	AWWSC Oth O&M OPEX	CF	9300008845	1/31/2013	7.18
53402100	AWWSC Oth O&M OPEX	CF	9300008846	1/31/2013	62.61
53402100	AWWSC Oth O&M OPEX	CF	9300008849	1/31/2013	1.06
53402100	AWWSC Oth O&M OPEX	CF	9300008850	1/31/2013	0.41
53402100	AWWSC Oth O&M OPEX	CF	9300008854	1/31/2013	7.99
53402100	AWWSC Oth O&M OPEX	CF	9300008855	1/31/2013	0.93
53402100	AWWSC Oth O&M OPEX	CF	9300008856	1/31/2013	2.62
53402100	AWWSC Oth O&M OPEX	CF	9300008857	1/31/2013	(18.49)
53402100	AWWSC Oth O&M OPEX	CF	9300008863	1/31/2013	238.24
53402100	AWWSC Oth O&M OPEX	CF	9300008864	1/31/2013	1,937.23
53402100	AWWSC Oth O&M OPEX	CF	9300008865	1/31/2013	(1,722.18)
53402100	AWWSC Oth O&M OPEX	CF	9300008877	1/31/2013	(0.04)
53402100	AWWSC Oth O&M OPEX	CF	9300008980	1/31/2013	206.86
53402100	AWWSC Oth O&M OPEX	CF	9300008981	1/31/2013	849.12
53402100	AWWSC Oth O&M OPEX	CF	9300008982	1/31/2013	832.14
53402100	AWWSC Oth O&M OPEX	CF	9300008983	1/31/2013	158.02
53402100	AWWSC Oth O&M OPEX	CF	9300008984	1/31/2013	193.88
53402100	AWWSC Oth O&M OPEX	CF	9300008985	1/31/2013	118.40
53402100	AWWSC Oth O&M OPEX	CF	9300008986	1/31/2013	1,452.82
53402100	AWWSC Oth O&M OPEX	CF	9300008987	1/31/2013	(6.80)
53402100	AWWSC Oth O&M OPEX	CF	9300008988	1/31/2013	83.79
53402100	AWWSC Oth O&M OPEX	CF	9300008989	1/31/2013	80.03
53402100	AWWSC Oth O&M OPEX	CF	9300008990	1/31/2013	759.81
53402100	AWWSC Oth O&M OPEX	CF	9300008991	1/31/2013	161.71
53402100	AWWSC Oth O&M OPEX	CF	9300008992	1/31/2013	(379.12)
53402100	AWWSC Oth O&M OPEX	CF	9300008993	1/31/2013	2,276.62
53402100	AWWSC Oth O&M OPEX	CF	9300008994	1/31/2013	895.07
53402100	AWWSC Oth O&M OPEX	CF	9300008995	1/31/2013	1,879.98

Kentucky American Water Company  
Case No. 2012-00520  
Response to PSC DR1, Item 31

Account	Description	Doc Type	Document Number	Posting Date	Amount
53402100	AWWSC Oth O&M OPEX	CF	9300008996	1/31/2013	(1,483.02)
53402100	AWWSC Oth O&M OPEX	CF	9300008997	1/31/2013	639.25
53402100	AWWSC Oth O&M OPEX	CF	9300008998	1/31/2013	313.83
53402100	AWWSC Oth O&M OPEX	CF	9300008999	1/31/2013	8,595.82
53402100	AWWSC Oth O&M OPEX	CF	9300009000	1/31/2013	18.05
53402100	AWWSC Oth O&M OPEX	CF	9300009001	1/31/2013	525.94
53402100	AWWSC Oth O&M OPEX	CF	9300009002	1/31/2013	893.02
53402100	AWWSC Oth O&M OPEX	CF	9300009003	1/31/2013	(18.51)
53402100	AWWSC Oth O&M OPEX	CF	9300009004	1/31/2013	3.54
53402100	AWWSC Oth O&M OPEX	CF	9300009005	1/31/2013	0.57
53402200	AWWSC Dpr/Amrt OPEX	CF	9300008980	1/31/2013	113.51
53402200	AWWSC Dpr/Amrt OPEX	CF	9300008981	1/31/2013	673.85
53402200	AWWSC Dpr/Amrt OPEX	CF	9300008982	1/31/2013	2,678.72
53402200	AWWSC Dpr/Amrt OPEX	CF	9300008985	1/31/2013	39.02
53402200	AWWSC Dpr/Amrt OPEX	CF	9300008988	1/31/2013	659.58
53402200	AWWSC Dpr/Amrt OPEX	CF	9300008990	1/31/2013	271.83
53402200	AWWSC Dpr/Amrt OPEX	CF	9300008991	1/31/2013	329.67
53402200	AWWSC Dpr/Amrt OPEX	CF	9300008992	1/31/2013	1,249.35
53402200	AWWSC Dpr/Amrt OPEX	CF	9300008993	1/31/2013	1,000.41
53402200	AWWSC Dpr/Amrt OPEX	CF	9300008994	1/31/2013	4,027.09
53402200	AWWSC Dpr/Amrt OPEX	CF	9300008995	1/31/2013	1,603.75
53402200	AWWSC Dpr/Amrt OPEX	CF	9300008996	1/31/2013	64,414.59
53402200	AWWSC Dpr/Amrt OPEX	CF	9300008997	1/31/2013	1,098.56
53402200	AWWSC Dpr/Amrt OPEX	CF	9300008998	1/31/2013	4,336.36
53402200	AWWSC Dpr/Amrt OPEX	CF	9300009001	1/31/2013	6.36
53402200	AWWSC Dpr/Amrt OPEX	CF	9300009002	1/31/2013	86.82
53402200	AWWSC Dpr/Amrt OPEX	CF	9300009003	1/31/2013	968.54
53402200	AWWSC Dpr/Amrt OPEX	CF	9300009004	1/31/2013	0.20
53402300	AWWSC Gen Tax OPEX	CF	9300008290	1/31/2013	(0.42)
53402300	AWWSC Gen Tax OPEX	CF	9300008291	1/31/2013	7.13
53402300	AWWSC Gen Tax OPEX	CF	9300008292	1/31/2013	47.13
53402300	AWWSC Gen Tax OPEX	CF	9300008295	1/31/2013	144.64
53402300	AWWSC Gen Tax OPEX	CF	9300008296	1/31/2013	30.06
53402300	AWWSC Gen Tax OPEX	CF	9300008297	1/31/2013	12.11
53402300	AWWSC Gen Tax OPEX	CF	9300008298	1/31/2013	3.07
53402300	AWWSC Gen Tax OPEX	CF	9300008299	1/31/2013	(36.01)
53402300	AWWSC Gen Tax OPEX	CF	9300008300	1/31/2013	(36.01)
53402300	AWWSC Gen Tax OPEX	CF	9300008301	1/31/2013	(216.07)
53402300	AWWSC Gen Tax OPEX	CF	9300008302	1/31/2013	(381.32)
53402300	AWWSC Gen Tax OPEX	CF	9300008303	1/31/2013	(288.09)
53402300	AWWSC Gen Tax OPEX	CF	9300008304	1/31/2013	102.32
53402300	AWWSC Gen Tax OPEX	CF	9300008305	1/31/2013	57.13
53402300	AWWSC Gen Tax OPEX	CF	9300008306	1/31/2013	65.57
53402300	AWWSC Gen Tax OPEX	CF	9300008307	1/31/2013	(162.11)
53402300	AWWSC Gen Tax OPEX	CF	9300008308	1/31/2013	(108.03)
53402300	AWWSC Gen Tax OPEX	CF	9300008309	1/31/2013	(180.06)
53402300	AWWSC Gen Tax OPEX	CF	9300008310	1/31/2013	(324.10)
53402300	AWWSC Gen Tax OPEX	CF	9300008311	1/31/2013	(612.19)
53402300	AWWSC Gen Tax OPEX	CF	9300008312	1/31/2013	(288.09)
53402300	AWWSC Gen Tax OPEX	CF	9300008313	1/31/2013	(108.03)
53402300	AWWSC Gen Tax OPEX	CF	9300008314	1/31/2013	(72.02)
53402300	AWWSC Gen Tax OPEX	CF	9300008315	1/31/2013	(108.03)
53402300	AWWSC Gen Tax OPEX	CF	9300008316	1/31/2013	(144.04)

## Kentucky American Water Company

Case No. 2012-00520

Response to PSC DR1, Item 31

Account	Description	Doc Type	Document Number	Posting Date	Amount
53402300	AWWSC Gen Tax OPEX	CF	9300008317	1/31/2013	288.44
53402300	AWWSC Gen Tax OPEX	CF	9300008318	1/31/2013	535.61
53402300	AWWSC Gen Tax OPEX	CF	9300008319	1/31/2013	222.54
53402300	AWWSC Gen Tax OPEX	CF	9300008320	1/31/2013	78.23
53402300	AWWSC Gen Tax OPEX	CF	9300008321	1/31/2013	256.39
53402300	AWWSC Gen Tax OPEX	CF	9300008322	1/31/2013	472.89
53402300	AWWSC Gen Tax OPEX	CF	9300008323	1/31/2013	(129.99)
53402300	AWWSC Gen Tax OPEX	CF	9300008324	1/31/2013	(15.86)
53402300	AWWSC Gen Tax OPEX	CF	9300008325	1/31/2013	339.70
53402300	AWWSC Gen Tax OPEX	CF	9300008327	1/31/2013	24.15
53402300	AWWSC Gen Tax OPEX	CF	9300008329	1/31/2013	291.86
53402300	AWWSC Gen Tax OPEX	CF	9300008330	1/31/2013	97.69
53402300	AWWSC Gen Tax OPEX	CF	9300008331	1/31/2013	7.17
53402300	AWWSC Gen Tax OPEX	CF	9300008333	1/31/2013	16.71
53402300	AWWSC Gen Tax OPEX	CF	9300008334	1/31/2013	(35.53)
53402300	AWWSC Gen Tax OPEX	CF	9300008335	1/31/2013	27.65
53402300	AWWSC Gen Tax OPEX	CF	9300008336	1/31/2013	613.48
53402300	AWWSC Gen Tax OPEX	CF	9300008337	1/31/2013	230.53
53402300	AWWSC Gen Tax OPEX	CF	9300008338	1/31/2013	294.81
53402300	AWWSC Gen Tax OPEX	CF	9300008339	1/31/2013	196.96
53402300	AWWSC Gen Tax OPEX	CF	9300008340	1/31/2013	580.41
53402300	AWWSC Gen Tax OPEX	CF	9300008341	1/31/2013	157.11
53402300	AWWSC Gen Tax OPEX	CF	9300008342	1/31/2013	227.40
53402300	AWWSC Gen Tax OPEX	CF	9300008343	1/31/2013	99.76
53402300	AWWSC Gen Tax OPEX	CF	9300008344	1/31/2013	16.93
53402300	AWWSC Gen Tax OPEX	CF	9300008346	1/31/2013	239.93
53402300	AWWSC Gen Tax OPEX	CF	9300008347	1/31/2013	(857.02)
53402300	AWWSC Gen Tax OPEX	CF	9300008348	1/31/2013	8.33
53402300	AWWSC Gen Tax OPEX	CF	9300008349	1/31/2013	(8.62)
53402300	AWWSC Gen Tax OPEX	CF	9300008350	1/31/2013	135.49
53402300	AWWSC Gen Tax OPEX	CF	9300008351	1/31/2013	110.82
53402300	AWWSC Gen Tax OPEX	CF	9300008356	1/31/2013	38.25
53402300	AWWSC Gen Tax OPEX	CF	9300008358	1/31/2013	28.69
53402300	AWWSC Gen Tax OPEX	CF	9300008360	1/31/2013	(1.93)
53402300	AWWSC Gen Tax OPEX	CF	9300008361	1/31/2013	6.91
53402300	AWWSC Gen Tax OPEX	CF	9300008363	1/31/2013	194.76
53402300	AWWSC Gen Tax OPEX	CF	9300008364	1/31/2013	86.18
53402300	AWWSC Gen Tax OPEX	CF	9300008365	1/31/2013	368.51
53402300	AWWSC Gen Tax OPEX	CF	9300008366	1/31/2013	63.48
53402300	AWWSC Gen Tax OPEX	CF	9300008367	1/31/2013	281.59
53402300	AWWSC Gen Tax OPEX	CF	9300008368	1/31/2013	22.40
53402300	AWWSC Gen Tax OPEX	CF	9300008369	1/31/2013	80.57
53402300	AWWSC Gen Tax OPEX	CF	9300008370	1/31/2013	65.49
53402300	AWWSC Gen Tax OPEX	CF	9300008371	1/31/2013	222.79
53402300	AWWSC Gen Tax OPEX	CF	9300008372	1/31/2013	(55.99)
53402300	AWWSC Gen Tax OPEX	CF	9300008374	1/31/2013	576.53
53402300	AWWSC Gen Tax OPEX	CF	9300008375	1/31/2013	(126.09)
53402300	AWWSC Gen Tax OPEX	CF	9300008376	1/31/2013	111.74
53402300	AWWSC Gen Tax OPEX	CF	9300008377	1/31/2013	63.06
53402300	AWWSC Gen Tax OPEX	CF	9300008378	1/31/2013	(108.03)
53402300	AWWSC Gen Tax OPEX	CF	9300008379	1/31/2013	(72.02)
53402300	AWWSC Gen Tax OPEX	CF	9300008380	1/31/2013	(252.08)
53402300	AWWSC Gen Tax OPEX	CF	9300008381	1/31/2013	(72.02)

Kentucky American Water Company  
Case No. 2012-00520  
Response to PSC DR1, Item 31

Account	Description	Doc Type	Document Number	Posting Date	Amount
53402300	AWWSC Gen Tax OPEX	CF	9300008382	1/31/2013	(72.02)
53402300	AWWSC Gen Tax OPEX	CF	9300008383	1/31/2013	362.56
53402300	AWWSC Gen Tax OPEX	CF	9300008384	1/31/2013	348.86
53402300	AWWSC Gen Tax OPEX	CF	9300008385	1/31/2013	379.63
53402300	AWWSC Gen Tax OPEX	CF	9300008386	1/31/2013	216.23
53402300	AWWSC Gen Tax OPEX	CF	9300008387	1/31/2013	3.77
53402300	AWWSC Gen Tax OPEX	CF	9300008389	1/31/2013	1.59
53402300	AWWSC Gen Tax OPEX	CF	9300008390	1/31/2013	62.29
53402300	AWWSC Gen Tax OPEX	CF	9300008391	1/31/2013	23.59
53402300	AWWSC Gen Tax OPEX	CF	9300008392	1/31/2013	31.57
53402300	AWWSC Gen Tax OPEX	CF	9300008393	1/31/2013	73.99
53402300	AWWSC Gen Tax OPEX	CF	9300008394	1/31/2013	53.68
53402300	AWWSC Gen Tax OPEX	CF	9300008395	1/31/2013	17.94
53402300	AWWSC Gen Tax OPEX	CF	9300008396	1/31/2013	348.38
53402300	AWWSC Gen Tax OPEX	CF	9300008397	1/31/2013	84.09
53402300	AWWSC Gen Tax OPEX	CF	9300008398	1/31/2013	402.54
53402300	AWWSC Gen Tax OPEX	CF	9300008399	1/31/2013	372.84
53402300	AWWSC Gen Tax OPEX	CF	9300008400	1/31/2013	342.27
53402300	AWWSC Gen Tax OPEX	CF	9300008401	1/31/2013	1,842.76
53402300	AWWSC Gen Tax OPEX	CF	9300008402	1/31/2013	32.29
53402300	AWWSC Gen Tax OPEX	CF	9300008403	1/31/2013	319.83
53402300	AWWSC Gen Tax OPEX	CF	9300008404	1/31/2013	374.77
53402300	AWWSC Gen Tax OPEX	CF	9300008405	1/31/2013	156.53
53402300	AWWSC Gen Tax OPEX	CF	9300008406	1/31/2013	58.83
53402300	AWWSC Gen Tax OPEX	CF	9300008407	1/31/2013	23.92
53402300	AWWSC Gen Tax OPEX	CF	9300008408	1/31/2013	10.50
53402300	AWWSC Gen Tax OPEX	CF	9300008410	1/31/2013	26.25
53402300	AWWSC Gen Tax OPEX	CF	9300008412	1/31/2013	310.56
53402300	AWWSC Gen Tax OPEX	CF	9300008413	1/31/2013	3,796.48
53402300	AWWSC Gen Tax OPEX	CF	9300008415	1/31/2013	13.18
53402300	AWWSC Gen Tax OPEX	CF	9300008416	1/31/2013	2,423.97
53402300	AWWSC Gen Tax OPEX	CF	9300008420	1/31/2013	215.21
53402300	AWWSC Gen Tax OPEX	CF	9300008421	1/31/2013	6.30
53402300	AWWSC Gen Tax OPEX	CF	9300008422	1/31/2013	(0.70)
53402300	AWWSC Gen Tax OPEX	CF	9300008423	1/31/2013	0.45
53402300	AWWSC Gen Tax OPEX	CF	9300008424	1/31/2013	188.33
53402300	AWWSC Gen Tax OPEX	CF	9300008426	1/31/2013	44.83
53402300	AWWSC Gen Tax OPEX	CF	9300008427	1/31/2013	69.42
53402300	AWWSC Gen Tax OPEX	CF	9300008428	1/31/2013	57.48
53402300	AWWSC Gen Tax OPEX	CF	9300008434	1/31/2013	294.75
53402300	AWWSC Gen Tax OPEX	CF	9300008435	1/31/2013	120.65
53402300	AWWSC Gen Tax OPEX	CF	9300008436	1/31/2013	280.66
53402300	AWWSC Gen Tax OPEX	CF	9300008437	1/31/2013	194.51
53402300	AWWSC Gen Tax OPEX	CF	9300008438	1/31/2013	64.58
53402300	AWWSC Gen Tax OPEX	CF	9300008440	1/31/2013	(144.04)
53402300	AWWSC Gen Tax OPEX	CF	9300008441	1/31/2013	133.70
53402300	AWWSC Gen Tax OPEX	CF	9300008442	1/31/2013	52.57
53402300	AWWSC Gen Tax OPEX	CF	9300008443	1/31/2013	2.12
53402300	AWWSC Gen Tax OPEX	CF	9300008445	1/31/2013	5.45
53402300	AWWSC Gen Tax OPEX	CF	9300008446	1/31/2013	1.90
53402300	AWWSC Gen Tax OPEX	CF	9300008447	1/31/2013	150.72
53402300	AWWSC Gen Tax OPEX	CF	9300008448	1/31/2013	(4.15)
53402300	AWWSC Gen Tax OPEX	CF	9300008449	1/31/2013	15.94



Kentucky American Water Company  
Case No. 2012-00520  
Response to PSC DR1, Item 31

Account	Description	Doc Type	Document Number	Posting Date	Amount
53402300	AWWSC Gen Tax OPEX	CF	9300008451	1/31/2013	6.58
53402300	AWWSC Gen Tax OPEX	CF	9300008453	1/31/2013	248.68
53402300	AWWSC Gen Tax OPEX	CF	9300008457	1/31/2013	100.20
53402300	AWWSC Gen Tax OPEX	CF	9300008458	1/31/2013	287.01
53402300	AWWSC Gen Tax OPEX	CF	9300008459	1/31/2013	5.22
53402300	AWWSC Gen Tax OPEX	CF	9300008460	1/31/2013	348.76
53402300	AWWSC Gen Tax OPEX	CF	9300008461	1/31/2013	7.57
53402300	AWWSC Gen Tax OPEX	CF	9300008462	1/31/2013	41.72
53402300	AWWSC Gen Tax OPEX	CF	9300008463	1/31/2013	23.36
53402300	AWWSC Gen Tax OPEX	CF	9300008464	1/31/2013	8.55
53402300	AWWSC Gen Tax OPEX	CF	9300008465	1/31/2013	46.81
53402300	AWWSC Gen Tax OPEX	CF	9300008466	1/31/2013	3.77
53402300	AWWSC Gen Tax OPEX	CF	9300008467	1/31/2013	723.38
53402300	AWWSC Gen Tax OPEX	CF	9300008469	1/31/2013	31.64
53402300	AWWSC Gen Tax OPEX	CF	9300008471	1/31/2013	149.92
53402300	AWWSC Gen Tax OPEX	CF	9300008473	1/31/2013	5.78
53402300	AWWSC Gen Tax OPEX	CF	9300008474	1/31/2013	17.19
53402300	AWWSC Gen Tax OPEX	CF	9300008475	1/31/2013	(0.60)
53402300	AWWSC Gen Tax OPEX	CF	9300008476	1/31/2013	184.02
53402300	AWWSC Gen Tax OPEX	CF	9300008478	1/31/2013	(0.11)
53402300	AWWSC Gen Tax OPEX	CF	9300008479	1/31/2013	176.03
53402300	AWWSC Gen Tax OPEX	CF	9300008481	1/31/2013	6.16
53402300	AWWSC Gen Tax OPEX	CF	9300008482	1/31/2013	10.55
53402300	AWWSC Gen Tax OPEX	CF	9300008483	1/31/2013	4.21
53402300	AWWSC Gen Tax OPEX	CF	9300008486	1/31/2013	4.22
53402300	AWWSC Gen Tax OPEX	CF	9300008487	1/31/2013	3.05
53402300	AWWSC Gen Tax OPEX	CF	9300008488	1/31/2013	252.83
53402300	AWWSC Gen Tax OPEX	CF	9300008489	1/31/2013	6.47
53402300	AWWSC Gen Tax OPEX	CF	9300008490	1/31/2013	4.89
53402300	AWWSC Gen Tax OPEX	CF	9300008743	1/31/2013	107.28
53402300	AWWSC Gen Tax OPEX	CF	9300008744	1/31/2013	81.64
53402300	AWWSC Gen Tax OPEX	CF	9300008746	1/31/2013	258.29
53402300	AWWSC Gen Tax OPEX	CF	9300008747	1/31/2013	554.98
53402300	AWWSC Gen Tax OPEX	CF	9300008748	1/31/2013	141.20
53402300	AWWSC Gen Tax OPEX	CF	9300008756	1/31/2013	(0.03)
53402300	AWWSC Gen Tax OPEX	CF	9300008757	1/31/2013	(180.06)
53402300	AWWSC Gen Tax OPEX	CF	9300008758	1/31/2013	(396.12)
53402300	AWWSC Gen Tax OPEX	CF	9300008759	1/31/2013	(216.07)
53402300	AWWSC Gen Tax OPEX	CF	9300008760	1/31/2013	(143.53)
53402300	AWWSC Gen Tax OPEX	CF	9300008761	1/31/2013	(216.07)
53402300	AWWSC Gen Tax OPEX	CF	9300008762	1/31/2013	(504.16)
53402300	AWWSC Gen Tax OPEX	CF	9300008763	1/31/2013	(468.14)
53402300	AWWSC Gen Tax OPEX	CF	9300008764	1/31/2013	(216.07)
53402300	AWWSC Gen Tax OPEX	CF	9300008765	1/31/2013	(396.12)
53402300	AWWSC Gen Tax OPEX	CF	9300008766	1/31/2013	(36.01)
53402300	AWWSC Gen Tax OPEX	CF	9300008767	1/31/2013	(36.01)
53402300	AWWSC Gen Tax OPEX	CF	9300008768	1/31/2013	(180.06)
53402300	AWWSC Gen Tax OPEX	CF	9300008769	1/31/2013	(216.07)
53402300	AWWSC Gen Tax OPEX	CF	9300008770	1/31/2013	201.08
53402300	AWWSC Gen Tax OPEX	CF	9300008771	1/31/2013	156.05
53402300	AWWSC Gen Tax OPEX	CF	9300008772	1/31/2013	382.57
53402300	AWWSC Gen Tax OPEX	CF	9300008773	1/31/2013	232.39
53402300	AWWSC Gen Tax OPEX	CF	9300008774	1/31/2013	372.89

Kentucky American Water Company  
Case No. 2012-00520  
Response to PSC DR1, Item 31

Account	Description	Doc Type	Document Number	Posting Date	Amount
53402300	AWWSC Gen Tax OPEX	CF	9300008775	1/31/2013	241.83
53402300	AWWSC Gen Tax OPEX	CF	9300008776	1/31/2013	356.19
53402300	AWWSC Gen Tax OPEX	CF	9300008777	1/31/2013	20.03
53402300	AWWSC Gen Tax OPEX	CF	9300008778	1/31/2013	6.36
53402300	AWWSC Gen Tax OPEX	CF	9300008779	1/31/2013	575.97
53402300	AWWSC Gen Tax OPEX	CF	9300008780	1/31/2013	195.45
53402300	AWWSC Gen Tax OPEX	CF	9300008781	1/31/2013	129.78
53402300	AWWSC Gen Tax OPEX	CF	9300008782	1/31/2013	282.85
53402300	AWWSC Gen Tax OPEX	CF	9300008783	1/31/2013	129.58
53402300	AWWSC Gen Tax OPEX	CF	9300008784	1/31/2013	9.93
53402300	AWWSC Gen Tax OPEX	CF	9300008787	1/31/2013	3.67
53402300	AWWSC Gen Tax OPEX	CF	9300008788	1/31/2013	0.20
53402300	AWWSC Gen Tax OPEX	CF	9300008789	1/31/2013	1.55
53402300	AWWSC Gen Tax OPEX	CF	9300008790	1/31/2013	7.57
53402300	AWWSC Gen Tax OPEX	CF	9300008791	1/31/2013	(324.10)
53402300	AWWSC Gen Tax OPEX	CF	9300008792	1/31/2013	(0.74)
53402300	AWWSC Gen Tax OPEX	CF	9300008793	1/31/2013	2.05
53402300	AWWSC Gen Tax OPEX	CF	9300008794	1/31/2013	(288.09)
53402300	AWWSC Gen Tax OPEX	CF	9300008795	1/31/2013	1.07
53402300	AWWSC Gen Tax OPEX	CF	9300008796	1/31/2013	2.18
53402300	AWWSC Gen Tax OPEX	CF	9300008797	1/31/2013	7.09
53402300	AWWSC Gen Tax OPEX	CF	9300008798	1/31/2013	34.87
53402300	AWWSC Gen Tax OPEX	CF	9300008799	1/31/2013	42.96
53402300	AWWSC Gen Tax OPEX	CF	9300008800	1/31/2013	6.98
53402300	AWWSC Gen Tax OPEX	CF	9300008801	1/31/2013	23.23
53402300	AWWSC Gen Tax OPEX	CF	9300008803	1/31/2013	33.67
53402300	AWWSC Gen Tax OPEX	CF	9300008804	1/31/2013	4.42
53402300	AWWSC Gen Tax OPEX	CF	9300008810	1/31/2013	17.96
53402300	AWWSC Gen Tax OPEX	CF	9300008814	1/31/2013	10.82
53402300	AWWSC Gen Tax OPEX	CF	9300008815	1/31/2013	3.29
53402300	AWWSC Gen Tax OPEX	CF	9300008816	1/31/2013	854.15
53402300	AWWSC Gen Tax OPEX	CF	9300008817	1/31/2013	2,046.18
53402300	AWWSC Gen Tax OPEX	CF	9300008818	1/31/2013	(181.91)
53402300	AWWSC Gen Tax OPEX	CF	9300008819	1/31/2013	67.46
53402300	AWWSC Gen Tax OPEX	CF	9300008820	1/31/2013	11.70
53402300	AWWSC Gen Tax OPEX	CF	9300008821	1/31/2013	34.13
53402300	AWWSC Gen Tax OPEX	CF	9300008822	1/31/2013	13.45
53402300	AWWSC Gen Tax OPEX	CF	9300008823	1/31/2013	1,490.30
53402300	AWWSC Gen Tax OPEX	CF	9300008824	1/31/2013	8.08
53402300	AWWSC Gen Tax OPEX	CF	9300008825	1/31/2013	707.09
53402300	AWWSC Gen Tax OPEX	CF	9300008827	1/31/2013	827.89
53402300	AWWSC Gen Tax OPEX	CF	9300008828	1/31/2013	1,427.10
53402300	AWWSC Gen Tax OPEX	CF	9300008829	1/31/2013	153.42
53402300	AWWSC Gen Tax OPEX	CF	9300008830	1/31/2013	76.98
53402300	AWWSC Gen Tax OPEX	CF	9300008833	1/31/2013	42.80
53402300	AWWSC Gen Tax OPEX	CF	9300008834	1/31/2013	76.65
53402300	AWWSC Gen Tax OPEX	CF	9300008836	1/31/2013	535.03
53402300	AWWSC Gen Tax OPEX	CF	9300008837	1/31/2013	663.07
53402300	AWWSC Gen Tax OPEX	CF	9300008838	1/31/2013	1,555.64
53402300	AWWSC Gen Tax OPEX	CF	9300008839	1/31/2013	1,404.99
53402300	AWWSC Gen Tax OPEX	CF	9300008841	1/31/2013	109.29
53402300	AWWSC Gen Tax OPEX	CF	9300008843	1/31/2013	222.02
53402300	AWWSC Gen Tax OPEX	CF	9300008844	1/31/2013	107.81

Kentucky American Water Company  
Case No. 2012-00520  
Response to PSC DR1, Item 31

Account	Description	Doc Type	Document Number	Posting Date	Amount
53402300	AWWSC Gen Tax OPEX	CF	9300008845	1/31/2013	294.20
53402300	AWWSC Gen Tax OPEX	CF	9300008846	1/31/2013	396.27
53402300	AWWSC Gen Tax OPEX	CF	9300008847	1/31/2013	147.33
53402300	AWWSC Gen Tax OPEX	CF	9300008848	1/31/2013	28.81
53402300	AWWSC Gen Tax OPEX	CF	9300008849	1/31/2013	3.21
53402300	AWWSC Gen Tax OPEX	CF	9300008850	1/31/2013	11.34
53402300	AWWSC Gen Tax OPEX	CF	9300008851	1/31/2013	(0.01)
53402300	AWWSC Gen Tax OPEX	CF	9300008858	1/31/2013	1,025.20
53402300	AWWSC Gen Tax OPEX	CF	9300008859	1/31/2013	4.59
53402300	AWWSC Gen Tax OPEX	CF	9300008860	1/31/2013	101.80
53402300	AWWSC Gen Tax OPEX	CF	9300008861	1/31/2013	924.07
53402300	AWWSC Gen Tax OPEX	CF	9300008862	1/31/2013	1,076.77
53402300	AWWSC Gen Tax OPEX	CF	9300008866	1/31/2013	402.96
53402300	AWWSC Gen Tax OPEX	CF	9300008867	1/31/2013	157.75
53402300	AWWSC Gen Tax OPEX	CF	9300008868	1/31/2013	102.86
53402300	AWWSC Gen Tax OPEX	CF	9300008869	1/31/2013	1.93
53402300	AWWSC Gen Tax OPEX	CF	9300008870	1/31/2013	220.22
53402300	AWWSC Gen Tax OPEX	CF	9300008871	1/31/2013	566.66
53402300	AWWSC Gen Tax OPEX	CF	9300008872	1/31/2013	6.42
53402300	AWWSC Gen Tax OPEX	CF	9300008873	1/31/2013	(34.74)
53402300	AWWSC Gen Tax OPEX	CF	9300008874	1/31/2013	23.31
53402300	AWWSC Gen Tax OPEX	CF	9300008875	1/31/2013	294.15
53402300	AWWSC Gen Tax OPEX	CF	9300008876	1/31/2013	39.56
53402300	AWWSC Gen Tax OPEX	CF	9300008980	1/31/2013	5.08
53402300	AWWSC Gen Tax OPEX	CF	9300008981	1/31/2013	567.82
53402300	AWWSC Gen Tax OPEX	CF	9300008982	1/31/2013	51.18
53402300	AWWSC Gen Tax OPEX	CF	9300008983	1/31/2013	59.40
53402300	AWWSC Gen Tax OPEX	CF	9300008984	1/31/2013	64.01
53402300	AWWSC Gen Tax OPEX	CF	9300008985	1/31/2013	126.25
53402300	AWWSC Gen Tax OPEX	CF	9300008986	1/31/2013	65.67
53402300	AWWSC Gen Tax OPEX	CF	9300008987	1/31/2013	118.20
53402300	AWWSC Gen Tax OPEX	CF	9300008988	1/31/2013	113.34
53402300	AWWSC Gen Tax OPEX	CF	9300008989	1/31/2013	6.17
53402300	AWWSC Gen Tax OPEX	CF	9300008990	1/31/2013	54.24
53402300	AWWSC Gen Tax OPEX	CF	9300008991	1/31/2013	97.64
53402300	AWWSC Gen Tax OPEX	CF	9300008992	1/31/2013	87.12
53402300	AWWSC Gen Tax OPEX	CF	9300008993	1/31/2013	355.29
53402300	AWWSC Gen Tax OPEX	CF	9300008994	1/31/2013	310.88
53402300	AWWSC Gen Tax OPEX	CF	9300008995	1/31/2013	253.46
53402300	AWWSC Gen Tax OPEX	CF	9300008996	1/31/2013	66.83
53402300	AWWSC Gen Tax OPEX	CF	9300008997	1/31/2013	57.41
53402300	AWWSC Gen Tax OPEX	CF	9300008998	1/31/2013	8.21
53402300	AWWSC Gen Tax OPEX	CF	9300008999	1/31/2013	(18.40)
53402300	AWWSC Gen Tax OPEX	CF	9300009000	1/31/2013	7.72
53402300	AWWSC Gen Tax OPEX	CF	9300009001	1/31/2013	57.50
53402300	AWWSC Gen Tax OPEX	CF	9300009002	1/31/2013	114.92
53402300	AWWSC Gen Tax OPEX	CF	9300009003	1/31/2013	172.55
53402300	AWWSC Gen Tax OPEX	CF	9300009004	1/31/2013	0.76
53402300	AWWSC Gen Tax OPEX	CF	9300009005	1/31/2013	0.22
53402400	AWWSC Interest OPEX	CF	9300008823	1/31/2013	27.46
53402400	AWWSC Interest OPEX	CF	9300008839	1/31/2013	66.73
53402400	AWWSC Interest OPEX	CF	9300008981	1/31/2013	1,104.98
53402400	AWWSC Interest OPEX	CF	9300008985	1/31/2013	0.65

## Kentucky American Water Company

Case No. 2012-00520

Response to PSC DR1, Item 31

Account	Description	Doc Type	Document Number	Posting Date	Amount
53402400	AWWSC Interest OPEX	CF	9300008988	1/31/2013	417.17
53402400	AWWSC Interest OPEX	CF	9300008990	1/31/2013	1.90
53402400	AWWSC Interest OPEX	CF	9300008991	1/31/2013	175.10
53402400	AWWSC Interest OPEX	CF	9300008992	1/31/2013	4.72
53402400	AWWSC Interest OPEX	CF	9300008993	1/31/2013	1,634.09
53402400	AWWSC Interest OPEX	CF	9300008994	1/31/2013	140.44
53402400	AWWSC Interest OPEX	CF	9300008995	1/31/2013	29.34
53402400	AWWSC Interest OPEX	CF	9300008996	1/31/2013	506.41
53402400	AWWSC Interest OPEX	CF	9300008997	1/31/2013	4.11
53402400	AWWSC Interest OPEX	CF	9300008998	1/31/2013	321.90
53402400	AWWSC Interest OPEX	CF	9300009000	1/31/2013	10.47
53402400	AWWSC Interest OPEX	CF	9300009001	1/31/2013	0.12
53402400	AWWSC Interest OPEX	CF	9300009003	1/31/2013	146.39
53402500	AWWSC Oth Inc OPEX	CF	9300008331	1/31/2013	1,643.48
53402500	AWWSC Oth Inc OPEX	CF	9300008802	1/31/2013	400.86
53402500	AWWSC Oth Inc OPEX	CF	9300008980	1/31/2013	162.57
53402500	AWWSC Oth Inc OPEX	CF	9300008981	1/31/2013	300.10
53402500	AWWSC Oth Inc OPEX	CF	9300008982	1/31/2013	32.14
53402500	AWWSC Oth Inc OPEX	CF	9300008983	1/31/2013	172.44
53402500	AWWSC Oth Inc OPEX	CF	9300008984	1/31/2013	144.06
53402500	AWWSC Oth Inc OPEX	CF	9300008985	1/31/2013	30.47
53402500	AWWSC Oth Inc OPEX	CF	9300008987	1/31/2013	11.03
53402500	AWWSC Oth Inc OPEX	CF	9300008989	1/31/2013	25.21
53402500	AWWSC Oth Inc OPEX	CF	9300008990	1/31/2013	15.38
53402500	AWWSC Oth Inc OPEX	CF	9300008991	1/31/2013	68.85
53402500	AWWSC Oth Inc OPEX	CF	9300008995	1/31/2013	397.22
53402500	AWWSC Oth Inc OPEX	CF	9300008999	1/31/2013	0.92
53402500	AWWSC Oth Inc OPEX	CF	9300009000	1/31/2013	1.01
53402500	AWWSC Oth Inc OPEX	CF	9300009001	1/31/2013	2.47
53402500	AWWSC Oth Inc OPEX	CF	9300009002	1/31/2013	0.06
53402500	AWWSC Oth Inc OPEX	CF	9300009003	1/31/2013	57.94
53402500	AWWSC Oth Inc OPEX	CF	9300009004	1/31/2013	0.01
53402500	AWWSC Oth Inc OPEX	CF	9300009005	1/31/2013	0.69
53402600	AWWSC Inc Tax OPEX	CF	9300008981	1/31/2013	941.27
53481000	AWWSC Services - Labor CAPX	UZ	2000000971	1/31/2013	(23,525.09)
53481000	AWWSC Services - Labor CAPX	UZ	2000000973	1/31/2013	(857.74)
53481000	AWWSC Services - Labor CAPX	UZ	2000000974	1/31/2013	(10,466.71)
53481000	AWWSC Services - Labor CAPX	UZ	2000000975	1/31/2013	(94.10)
53481000	AWWSC Services - Labor CAPX	UZ	2000000976	1/31/2013	(1,386.27)
53481000	AWWSC Services - Labor CAPX	UZ	2000000985	1/31/2013	(24,616.01)
53481000	AWWSC Services - Labor CAPX	CF	9300008492	1/31/2013	1,060.81
53481000	AWWSC Services - Labor CAPX	CF	9300008493	1/31/2013	9,016.33
53481000	AWWSC Services - Labor CAPX	CF	9300008494	1/31/2013	391.87
53481000	AWWSC Services - Labor CAPX	CF	9300008495	1/31/2013	(14.71)
53481000	AWWSC Services - Labor CAPX	CF	9300008496	1/31/2013	(288.90)
53481000	AWWSC Services - Labor CAPX	CF	9300008497	1/31/2013	1,366.32
53481000	AWWSC Services - Labor CAPX	CF	9300008498	1/31/2013	743.15
53481000	AWWSC Services - Labor CAPX	CF	9300008500	1/31/2013	14.15
53481000	AWWSC Services - Labor CAPX	CF	9300008501	1/31/2013	703.03
53481000	AWWSC Services - Labor CAPX	CF	9300008502	1/31/2013	129.87
53481000	AWWSC Services - Labor CAPX	CF	9300008503	1/31/2013	590.73
53481000	AWWSC Services - Labor CAPX	CF	9300008504	1/31/2013	134.28
53481000	AWWSC Services - Labor CAPX	CF	9300008505	1/31/2013	646.77

## Kentucky American Water Company

Case No. 2012-00520

Response to PSC DR1, Item 31

Account	Description	Doc Type	Document Number	Posting Date	Amount
53481000	AWWSC Services - Labor CAPX	CF	9300008506	1/31/2013	326.76
53481000	AWWSC Services - Labor CAPX	CF	9300008507	1/31/2013	139.56
53481000	AWWSC Services - Labor CAPX	CF	9300008508	1/31/2013	(1,209.47)
53481000	AWWSC Services - Labor CAPX	CF	9300008509	1/31/2013	383.10
53481000	AWWSC Services - Labor CAPX	CF	9300008510	1/31/2013	76.00
53481000	AWWSC Services - Labor CAPX	CF	9300008511	1/31/2013	613.84
53481000	AWWSC Services - Labor CAPX	CF	9300008512	1/31/2013	81.84
53481000	AWWSC Services - Labor CAPX	CF	9300008513	1/31/2013	8.23
53481000	AWWSC Services - Labor CAPX	CF	9300008514	1/31/2013	66.31
53481000	AWWSC Services - Labor CAPX	CF	9300008515	1/31/2013	22.13
53481000	AWWSC Services - Labor CAPX	CF	9300008516	1/31/2013	1,175.29
53481000	AWWSC Services - Labor CAPX	CF	9300008517	1/31/2013	227.49
53481000	AWWSC Services - Labor CAPX	CF	9300008518	1/31/2013	73.29
53481000	AWWSC Services - Labor CAPX	CF	9300008519	1/31/2013	229.65
53481000	AWWSC Services - Labor CAPX	CF	9300008521	1/31/2013	175.88
53481000	AWWSC Services - Labor CAPX	CF	9300008522	1/31/2013	317.60
53481000	AWWSC Services - Labor CAPX	CF	9300008523	1/31/2013	27.18
53481000	AWWSC Services - Labor CAPX	CF	9300008528	1/31/2013	600.80
53481000	AWWSC Services - Labor CAPX	CF	9300008529	1/31/2013	7.10
53481000	AWWSC Services - Labor CAPX	CF	9300008531	1/31/2013	(8.05)
53481000	AWWSC Services - Labor CAPX	CF	9300008532	1/31/2013	5,055.84
53481000	AWWSC Services - Labor CAPX	CF	9300008534	1/31/2013	195.71
53481000	AWWSC Services - Labor CAPX	CF	9300008535	1/31/2013	20.70
53481000	AWWSC Services - Labor CAPX	CF	9300008537	1/31/2013	25.16
53481000	AWWSC Services - Labor CAPX	CF	9300008538	1/31/2013	25.93
53481000	AWWSC Services - Labor CAPX	CF	9300008541	1/31/2013	25.90
53481000	AWWSC Services - Labor CAPX	CF	9300008542	1/31/2013	292.72
53481000	AWWSC Services - Labor CAPX	CF	9300008545	1/31/2013	(61.01)
53481000	AWWSC Services - Labor CAPX	CF	9300008551	1/31/2013	8.28
53481000	AWWSC Services - Labor CAPX	CF	9300008552	1/31/2013	56.26
53481000	AWWSC Services - Labor CAPX	CF	9300008554	1/31/2013	43.81
53481000	AWWSC Services - Labor CAPX	CF	9300008558	1/31/2013	187.42
53481000	AWWSC Services - Labor CAPX	CF	9300008564	1/31/2013	(3.75)
53481000	AWWSC Services - Labor CAPX	CF	9300008565	1/31/2013	3,672.75
53481000	AWWSC Services - Labor CAPX	CF	9300008567	1/31/2013	4.39
53481000	AWWSC Services - Labor CAPX	CF	9300008569	1/31/2013	323.12
53481000	AWWSC Services - Labor CAPX	CF	9300008570	1/31/2013	9.67
53481000	AWWSC Services - Labor CAPX	CF	9300008572	1/31/2013	(4.70)
53481000	AWWSC Services - Labor CAPX	CF	9300008575	1/31/2013	565.10
53481000	AWWSC Services - Labor CAPX	CF	9300008576	1/31/2013	66.59
53481000	AWWSC Services - Labor CAPX	CF	9300008577	1/31/2013	378.10
53481000	AWWSC Services - Labor CAPX	CF	9300008578	1/31/2013	317.60
53481000	AWWSC Services - Labor CAPX	CF	9300008581	1/31/2013	267.97
53481000	AWWSC Services - Labor CAPX	CF	9300008582	1/31/2013	(2.57)
53481000	AWWSC Services - Labor CAPX	CF	9300008584	1/31/2013	0.65
53481000	AWWSC Services - Labor CAPX	CF	9300008586	1/31/2013	169.36
53481000	AWWSC Services - Labor CAPX	CF	9300008587	1/31/2013	64.97
53481000	AWWSC Services - Labor CAPX	CF	9300008591	1/31/2013	299.36
53481000	AWWSC Services - Labor CAPX	CF	9300008598	1/31/2013	541.36
53481000	AWWSC Services - Labor CAPX	CF	9300008600	1/31/2013	355.34
53481000	AWWSC Services - Labor CAPX	CF	9300008601	1/31/2013	92.06
53481000	AWWSC Services - Labor CAPX	CF	9300008603	1/31/2013	923.19
53481000	AWWSC Services - Labor CAPX	CF	9300008604	1/31/2013	177.65

## Kentucky American Water Company

Case No. 2012-00520

Response to PSC DR1, Item 31

Account	Description	Doc Type	Document Number	Posting Date	Amount
53481000	AWWSC Services - Labor CAPX	CF	9300008605	1/31/2013	203.21
53481000	AWWSC Services - Labor CAPX	CF	9300008607	1/31/2013	174.45
53481000	AWWSC Services - Labor CAPX	CF	9300008608	1/31/2013	137.91
53481000	AWWSC Services - Labor CAPX	CF	9300008610	1/31/2013	(16.49)
53481000	AWWSC Services - Labor CAPX	CF	9300008611	1/31/2013	(78.96)
53481000	AWWSC Services - Labor CAPX	CF	9300008612	1/31/2013	8.13
53481000	AWWSC Services - Labor CAPX	CF	9300008613	1/31/2013	8.13
53481000	AWWSC Services - Labor CAPX	CF	9300008615	1/31/2013	34.44
53481000	AWWSC Services - Labor CAPX	CF	9300008616	1/31/2013	98.78
53481000	AWWSC Services - Labor CAPX	CF	9300008617	1/31/2013	92.24
53481000	AWWSC Services - Labor CAPX	CF	9300008620	1/31/2013	488.21
53481000	AWWSC Services - Labor CAPX	CF	9300008621	1/31/2013	243.06
53481000	AWWSC Services - Labor CAPX	CF	9300008624	1/31/2013	722.51
53481000	AWWSC Services - Labor CAPX	CF	9300008626	1/31/2013	322.17
53481000	AWWSC Services - Labor CAPX	CF	9300008628	1/31/2013	106.75
53481000	AWWSC Services - Labor CAPX	CF	9300008629	1/31/2013	536.68
53481000	AWWSC Services - Labor CAPX	CF	9300008630	1/31/2013	4,674.13
53481000	AWWSC Services - Labor CAPX	CF	9300008632	1/31/2013	123.29
53481000	AWWSC Services - Labor CAPX	CF	9300008638	1/31/2013	79.73
53481000	AWWSC Services - Labor CAPX	CF	9300008640	1/31/2013	317.60
53481000	AWWSC Services - Labor CAPX	CF	9300008641	1/31/2013	338.41
53481000	AWWSC Services - Labor CAPX	CF	9300008643	1/31/2013	85.63
53481000	AWWSC Services - Labor CAPX	CF	9300008644	1/31/2013	(23.22)
53481000	AWWSC Services - Labor CAPX	CF	9300008645	1/31/2013	526.31
53481000	AWWSC Services - Labor CAPX	CF	9300008646	1/31/2013	(10.33)
53481000	AWWSC Services - Labor CAPX	CF	9300008651	1/31/2013	144.01
53481000	AWWSC Services - Labor CAPX	CF	9300008653	1/31/2013	863.56
53481000	AWWSC Services - Labor CAPX	CF	9300008655	1/31/2013	797.52
53481000	AWWSC Services - Labor CAPX	CF	9300008656	1/31/2013	1.18
53481000	AWWSC Services - Labor CAPX	CF	9300008659	1/31/2013	66.32
53481000	AWWSC Services - Labor CAPX	CF	9300008662	1/31/2013	59.64
53481000	AWWSC Services - Labor CAPX	CF	9300008664	1/31/2013	8.30
53481000	AWWSC Services - Labor CAPX	CF	9300008669	1/31/2013	175.88
53481000	AWWSC Services - Labor CAPX	CF	9300008670	1/31/2013	4,702.25
53481000	AWWSC Services - Labor CAPX	CF	9300008671	1/31/2013	337.86
53481000	AWWSC Services - Labor CAPX	CF	9300008672	1/31/2013	310.71
53481000	AWWSC Services - Labor CAPX	CF	9300008674	1/31/2013	(23.19)
53481000	AWWSC Services - Labor CAPX	CF	9300008677	1/31/2013	66.57
53481000	AWWSC Services - Labor CAPX	CF	9300008679	1/31/2013	25.25
53481000	AWWSC Services - Labor CAPX	CF	9300008680	1/31/2013	274.92
53481000	AWWSC Services - Labor CAPX	CF	9300008683	1/31/2013	(55.69)
53481000	AWWSC Services - Labor CAPX	CF	9300008684	1/31/2013	8.28
53481000	AWWSC Services - Labor CAPX	CF	9300008686	1/31/2013	265.56
53481000	AWWSC Services - Labor CAPX	CF	9300008687	1/31/2013	66.57
53481000	AWWSC Services - Labor CAPX	CF	9300008688	1/31/2013	74.63
53481000	AWWSC Services - Labor CAPX	CF	9300008689	1/31/2013	718.18
53481000	AWWSC Services - Labor CAPX	CF	9300008690	1/31/2013	723.32
53481000	AWWSC Services - Labor CAPX	CF	9300008691	1/31/2013	1,157.34
53481000	AWWSC Services - Labor CAPX	CF	9300008692	1/31/2013	66.57
53481000	AWWSC Services - Labor CAPX	CF	9300008693	1/31/2013	66.57
53481000	AWWSC Services - Labor CAPX	CF	9300008694	1/31/2013	66.57
53481000	AWWSC Services - Labor CAPX	CF	9300008695	1/31/2013	27.18
53481000	AWWSC Services - Labor CAPX	CF	9300008696	1/31/2013	27.18

## Kentucky American Water Company

Case No. 2012-00520

Response to PSC DR1, Item 31

Account	Description	Doc Type	Document Number	Posting Date	Amount
53481000	AWWSC Services - Labor CAPX	CF	9300008704	1/31/2013	601.88
53481000	AWWSC Services - Labor CAPX	CF	9300008705	1/31/2013	10.94
53481000	AWWSC Services - Labor CAPX	CF	9300008706	1/31/2013	13.84
53481000	AWWSC Services - Labor CAPX	CF	9300008707	1/31/2013	3.55
53481000	AWWSC Services - Labor CAPX	CF	9300008709	1/31/2013	866.20
53481000	AWWSC Services - Labor CAPX	CF	9300008712	1/31/2013	29.83
53481000	AWWSC Services - Labor CAPX	CF	9300008713	1/31/2013	0.08
53481000	AWWSC Services - Labor CAPX	CF	9300008714	1/31/2013	3.15
53481000	AWWSC Services - Labor CAPX	CF	9300008716	1/31/2013	1,246.34
53481000	AWWSC Services - Labor CAPX	CF	9300008726	1/31/2013	198.31
53481000	AWWSC Services - Labor CAPX	CF	9300008728	1/31/2013	(55.16)
53481000	AWWSC Services - Labor CAPX	CF	9300008730	1/31/2013	1,346.91
53481000	AWWSC Services - Labor CAPX	CF	9300008731	1/31/2013	(42.48)
53481000	AWWSC Services - Labor CAPX	CF	9300008734	1/31/2013	91.15
53481000	AWWSC Services - Labor CAPX	CF	9300008735	1/31/2013	65.28
53481000	AWWSC Services - Labor CAPX	CF	9300008736	1/31/2013	259.56
53481000	AWWSC Services - Labor CAPX	CF	9300008749	1/31/2013	1,719.58
53481000	AWWSC Services - Labor CAPX	CF	9300008750	1/31/2013	1,638.71
53481000	AWWSC Services - Labor CAPX	CF	9300008751	1/31/2013	445.23
53481000	AWWSC Services - Labor CAPX	CF	9300008752	1/31/2013	3,068.57
53481000	AWWSC Services - Labor CAPX	CF	9300008753	1/31/2013	250.65
53481000	AWWSC Services - Labor CAPX	CF	9300008754	1/31/2013	144.60
53481000	AWWSC Services - Labor CAPX	CF	9300008755	1/31/2013	57.74
53481000	AWWSC Services - Labor CAPX	CF	9300008805	1/31/2013	5,912.56
53481000	AWWSC Services - Labor CAPX	CF	9300008806	1/31/2013	1,627.48
53481000	AWWSC Services - Labor CAPX	CF	9300008807	1/31/2013	1,153.04
53481000	AWWSC Services - Labor CAPX	CF	9300008878	1/31/2013	0.19
53481000	AWWSC Services - Labor CAPX	CF	9300008880	1/31/2013	1.08
53481000	AWWSC Services - Labor CAPX	CF	9300008881	1/31/2013	4.29
53481000	AWWSC Services - Labor CAPX	CF	9300008882	1/31/2013	3.06
53481000	AWWSC Services - Labor CAPX	CF	9300008883	1/31/2013	7.17
53481000	AWWSC Services - Labor CAPX	CF	9300008884	1/31/2013	16.20
53481000	AWWSC Services - Labor CAPX	CF	9300008885	1/31/2013	15.43
53481000	AWWSC Services - Labor CAPX	CF	9300008886	1/31/2013	0.19
53481000	AWWSC Services - Labor CAPX	CF	9300008887	1/31/2013	32.33
53481000	AWWSC Services - Labor CAPX	CF	9300008888	1/31/2013	23.19
53481000	AWWSC Services - Labor CAPX	CF	9300008889	1/31/2013	5.64
53481000	AWWSC Services - Labor CAPX	CF	9300008890	1/31/2013	29.95
53481000	AWWSC Services - Labor CAPX	CF	9300008891	1/31/2013	82.96
53481000	AWWSC Services - Labor CAPX	CF	9300008892	1/31/2013	12.07
53481000	AWWSC Services - Labor CAPX	CF	9300008893	1/31/2013	12.80
53481000	AWWSC Services - Labor CAPX	CF	9300008894	1/31/2013	1.91
53481000	AWWSC Services - Labor CAPX	CF	9300008895	1/31/2013	5.88
53481000	AWWSC Services - Labor CAPX	CF	9300008896	1/31/2013	66.74
53481000	AWWSC Services - Labor CAPX	CF	9300008898	1/31/2013	75.73
53481000	AWWSC Services - Labor CAPX	CF	9300008899	1/31/2013	213.27
53481000	AWWSC Services - Labor CAPX	CF	9300008900	1/31/2013	701.30
53481000	AWWSC Services - Labor CAPX	CF	9300008902	1/31/2013	3.03
53481000	AWWSC Services - Labor CAPX	CF	9300008904	1/31/2013	0.84
53481000	AWWSC Services - Labor CAPX	CF	9300008905	1/31/2013	1.05
53481000	AWWSC Services - Labor CAPX	CF	9300008906	1/31/2013	0.28
53481000	AWWSC Services - Labor CAPX	CF	9300008907	1/31/2013	0.61
53481000	AWWSC Services - Labor CAPX	CF	9300008908	1/31/2013	0.61

## Kentucky American Water Company

Case No. 2012-00520

Response to PSC DR1, Item 31

Account	Description	Doc Type	Document Number	Posting Date	Amount
53481000	AWWSC Services - Labor CAPX	CF	9300008910	1/31/2013	0.02
53481000	AWWSC Services - Labor CAPX	CF	9300008911	1/31/2013	(0.34)
53481000	AWWSC Services - Labor CAPX	CF	9300008912	1/31/2013	0.08
53481000	AWWSC Services - Labor CAPX	CF	9300008918	1/31/2013	207.16
53481000	AWWSC Services - Labor CAPX	CF	9300008927	1/31/2013	99.04
53481000	AWWSC Services - Labor CAPX	CF	9300008934	1/31/2013	1,394.92
53481000	AWWSC Services - Labor CAPX	CF	9300008942	1/31/2013	1,284.79
53481000	AWWSC Services - Labor CAPX	CF	9300008952	1/31/2013	5,124.95
53481000	AWWSC Services - Labor CAPX	CF	9300008953	1/31/2013	3,835.68
53481000	AWWSC Services - Labor CAPX	CF	9300008963	1/31/2013	31.95
53481000	AWWSC Services - Labor CAPX	CF	9300008968	1/31/2013	254.65
53481000	AWWSC Services - Labor CAPX	CF	9300008969	1/31/2013	94.05
53481000	AWWSC Services - Labor CAPX	CF	9300008976	1/31/2013	31.08
53481000	AWWSC Services - Labor CAPX	CF	9300008977	1/31/2013	150.20
53481000	AWWSC Services - Labor CAPX	CF	9300008978	1/31/2013	171.23
53481000	AWWSC Services - Labor CAPX	CF	9300008979	1/31/2013	7.61
53481000	AWWSC Services - Labor CAPX	UT	9300009006	1/31/2013	(23,201.68)
53481000	AWWSC Services - Labor CAPX	UT	9300009008	1/31/2013	(1,438.92)
53481000	AWWSC Services - Labor CAPX	UT	9300009010	1/31/2013	(1,214.86)
53481100	AWWSC Services - Pension CAPX	UZ	2000000973	1/31/2013	(190.90)
53481100	AWWSC Services - Pension CAPX	UZ	2000000974	1/31/2013	(1,750.83)
53481100	AWWSC Services - Pension CAPX	UZ	2000000975	1/31/2013	(20.72)
53481100	AWWSC Services - Pension CAPX	UZ	2000000976	1/31/2013	(2,298.26)
53481100	AWWSC Services - Pension CAPX	CF	9300008878	1/31/2013	16.17
53481100	AWWSC Services - Pension CAPX	CF	9300008879	1/31/2013	5.71
53481100	AWWSC Services - Pension CAPX	CF	9300008880	1/31/2013	4.66
53481100	AWWSC Services - Pension CAPX	CF	9300008881	1/31/2013	0.92
53481100	AWWSC Services - Pension CAPX	CF	9300008882	1/31/2013	17.10
53481100	AWWSC Services - Pension CAPX	CF	9300008883	1/31/2013	7.62
53481100	AWWSC Services - Pension CAPX	CF	9300008884	1/31/2013	1.41
53481100	AWWSC Services - Pension CAPX	CF	9300008885	1/31/2013	11.74
53481100	AWWSC Services - Pension CAPX	CF	9300008886	1/31/2013	7.97
53481100	AWWSC Services - Pension CAPX	CF	9300008887	1/31/2013	7.62
53481100	AWWSC Services - Pension CAPX	CF	9300008888	1/31/2013	18.06
53481100	AWWSC Services - Pension CAPX	CF	9300008889	1/31/2013	25.59
53481100	AWWSC Services - Pension CAPX	CF	9300008891	1/31/2013	200.48
53481100	AWWSC Services - Pension CAPX	CF	9300008892	1/31/2013	3.50
53481100	AWWSC Services - Pension CAPX	CF	9300008893	1/31/2013	54.15
53481100	AWWSC Services - Pension CAPX	CF	9300008895	1/31/2013	17.34
53481100	AWWSC Services - Pension CAPX	CF	9300008896	1/31/2013	569.40
53481100	AWWSC Services - Pension CAPX	CF	9300008897	1/31/2013	574.68
53481100	AWWSC Services - Pension CAPX	CF	9300008898	1/31/2013	421.47
53481100	AWWSC Services - Pension CAPX	CF	9300008899	1/31/2013	500.82
53481100	AWWSC Services - Pension CAPX	CF	9300008900	1/31/2013	208.44
53481100	AWWSC Services - Pension CAPX	CF	9300008901	1/31/2013	265.40
53481100	AWWSC Services - Pension CAPX	CF	9300008902	1/31/2013	1.15
53481100	AWWSC Services - Pension CAPX	CF	9300008903	1/31/2013	0.44
53481100	AWWSC Services - Pension CAPX	CF	9300008904	1/31/2013	1.05
53481100	AWWSC Services - Pension CAPX	CF	9300008905	1/31/2013	0.60
53481100	AWWSC Services - Pension CAPX	CF	9300008906	1/31/2013	0.63
53481100	AWWSC Services - Pension CAPX	CF	9300008907	1/31/2013	0.27
53481100	AWWSC Services - Pension CAPX	CF	9300008908	1/31/2013	0.37
53481100	AWWSC Services - Pension CAPX	CF	9300008909	1/31/2013	0.78



## Kentucky American Water Company

Case No. 2012-00520

Response to PSC DR1, Item 31

Account	Description	Doc Type	Document Number	Posting Date	Amount
53481100	AWWSC Services - Pension CAP\CF		9300008910	1/31/2013	0.55
53481100	AWWSC Services - Pension CAP\CF		9300008911	1/31/2013	0.82
53481100	AWWSC Services - Pension CAP\CF		9300008912	1/31/2013	0.15
53481100	AWWSC Services - Pension CAP\CF		9300008913	1/31/2013	1.32
53481100	AWWSC Services - Pension CAP\CF		9300008917	1/31/2013	525.49
53481100	AWWSC Services - Pension CAP\CF		9300008924	1/31/2013	582.71
53481100	AWWSC Services - Pension CAP\CF		9300008930	1/31/2013	623.80
53481100	AWWSC Services - Pension CAP\CF		9300008939	1/31/2013	451.13
53481100	AWWSC Services - Pension CAP\CF		9300008949	1/31/2013	534.18
53481100	AWWSC Services - Pension CAP\CF		9300008960	1/31/2013	408.41
53481100	AWWSC Services - Pension CAP\CF		9300008976	1/31/2013	175.72
53481100	AWWSC Services - Pension CAP\CF		9300008977	1/31/2013	287.28
53481100	AWWSC Services - Pension CAP\CF		9300008978	1/31/2013	599.57
53481100	AWWSC Services - Pension CAP\CF		9300008979	1/31/2013	259.08
53481100	AWWSC Services - Pension CAP\UT		9300009006	1/31/2013	(2,877.40)
53481100	AWWSC Services - Pension CAP\UT		9300009008	1/31/2013	(139.18)
53481100	AWWSC Services - Pension CAP\UT		9300009010	1/31/2013	(118.46)
53481200	AWWSC Services - Group Ins CA UZ		2000000971	1/31/2013	(1,721.07)
53481200	AWWSC Services - Group Ins CA UZ		2000000973	1/31/2013	(589.86)
53481200	AWWSC Services - Group Ins CA UZ		2000000974	1/31/2013	(391.84)
53481200	AWWSC Services - Group Ins CA UZ		2000000976	1/31/2013	(770.54)
53481200	AWWSC Services - Group Ins CA UZ		2000000985	1/31/2013	(3,180.25)
53481200	AWWSC Services - Group Ins CA CF		9300008492	1/31/2013	177.75
53481200	AWWSC Services - Group Ins CA CF		9300008493	1/31/2013	772.03
53481200	AWWSC Services - Group Ins CA CF		9300008494	1/31/2013	60.01
53481200	AWWSC Services - Group Ins CA CF		9300008495	1/31/2013	(2.27)
53481200	AWWSC Services - Group Ins CA CF		9300008496	1/31/2013	(39.20)
53481200	AWWSC Services - Group Ins CA CF		9300008497	1/31/2013	40.88
53481200	AWWSC Services - Group Ins CA CF		9300008500	1/31/2013	3.86
53481200	AWWSC Services - Group Ins CA CF		9300008501	1/31/2013	75.02
53481200	AWWSC Services - Group Ins CA CF		9300008502	1/31/2013	251.92
53481200	AWWSC Services - Group Ins CA CF		9300008503	1/31/2013	53.76
53481200	AWWSC Services - Group Ins CA CF		9300008504	1/31/2013	20.82
53481200	AWWSC Services - Group Ins CA CF		9300008505	1/31/2013	78.07
53481200	AWWSC Services - Group Ins CA CF		9300008507	1/31/2013	15.95
53481200	AWWSC Services - Group Ins CA CF		9300008508	1/31/2013	(153.57)
53481200	AWWSC Services - Group Ins CA CF		9300008509	1/31/2013	33.28
53481200	AWWSC Services - Group Ins CA CF		9300008510	1/31/2013	0.85
53481200	AWWSC Services - Group Ins CA CF		9300008512	1/31/2013	17.71
53481200	AWWSC Services - Group Ins CA CF		9300008513	1/31/2013	0.38
53481200	AWWSC Services - Group Ins CA CF		9300008514	1/31/2013	4.15
53481200	AWWSC Services - Group Ins CA CF		9300008515	1/31/2013	2.96
53481200	AWWSC Services - Group Ins CA CF		9300008516	1/31/2013	55.42
53481200	AWWSC Services - Group Ins CA CF		9300008517	1/31/2013	17.61
53481200	AWWSC Services - Group Ins CA CF		9300008518	1/31/2013	5.67
53481200	AWWSC Services - Group Ins CA CF		9300008519	1/31/2013	5.77
53481200	AWWSC Services - Group Ins CA CF		9300008521	1/31/2013	19.01
53481200	AWWSC Services - Group Ins CA CF		9300008522	1/31/2013	25.27
53481200	AWWSC Services - Group Ins CA CF		9300008528	1/31/2013	55.14
53481200	AWWSC Services - Group Ins CA CF		9300008529	1/31/2013	1.65
53481200	AWWSC Services - Group Ins CA CF		9300008531	1/31/2013	(1.98)
53481200	AWWSC Services - Group Ins CA CF		9300008532	1/31/2013	388.83
53481200	AWWSC Services - Group Ins CA CF		9300008534	1/31/2013	16.25

## Kentucky American Water Company

Case No. 2012-00520

Response to PSC DR1, Item 31

Account	Description	Doc Type	Document Number	Posting Date	Amount
53481200	AWWSC Services - Group Ins CA CF		9300008535	1/31/2013	2.45
53481200	AWWSC Services - Group Ins CA CF		9300008537	1/31/2013	3.32
53481200	AWWSC Services - Group Ins CA CF		9300008538	1/31/2013	3.41
53481200	AWWSC Services - Group Ins CA CF		9300008541	1/31/2013	3.41
53481200	AWWSC Services - Group Ins CA CF		9300008542	1/31/2013	15.78
53481200	AWWSC Services - Group Ins CA CF		9300008545	1/31/2013	(3.23)
53481200	AWWSC Services - Group Ins CA CF		9300008551	1/31/2013	0.98
53481200	AWWSC Services - Group Ins CA CF		9300008552	1/31/2013	7.95
53481200	AWWSC Services - Group Ins CA CF		9300008554	1/31/2013	6.19
53481200	AWWSC Services - Group Ins CA CF		9300008558	1/31/2013	17.53
53481200	AWWSC Services - Group Ins CA CF		9300008564	1/31/2013	(0.87)
53481200	AWWSC Services - Group Ins CA CF		9300008565	1/31/2013	282.01
53481200	AWWSC Services - Group Ins CA CF		9300008567	1/31/2013	1.02
53481200	AWWSC Services - Group Ins CA CF		9300008569	1/31/2013	25.36
53481200	AWWSC Services - Group Ins CA CF		9300008570	1/31/2013	1.09
53481200	AWWSC Services - Group Ins CA CF		9300008572	1/31/2013	(0.73)
53481200	AWWSC Services - Group Ins CA CF		9300008575	1/31/2013	22.24
53481200	AWWSC Services - Group Ins CA CF		9300008576	1/31/2013	5.68
53481200	AWWSC Services - Group Ins CA CF		9300008577	1/31/2013	18.67
53481200	AWWSC Services - Group Ins CA CF		9300008578	1/31/2013	25.28
53481200	AWWSC Services - Group Ins CA CF		9300008581	1/31/2013	48.49
53481200	AWWSC Services - Group Ins CA CF		9300008582	1/31/2013	(0.24)
53481200	AWWSC Services - Group Ins CA CF		9300008584	1/31/2013	0.30
53481200	AWWSC Services - Group Ins CA CF		9300008586	1/31/2013	18.30
53481200	AWWSC Services - Group Ins CA CF		9300008587	1/31/2013	3.08
53481200	AWWSC Services - Group Ins CA CF		9300008591	1/31/2013	54.92
53481200	AWWSC Services - Group Ins CA CF		9300008598	1/31/2013	52.49
53481200	AWWSC Services - Group Ins CA CF		9300008600	1/31/2013	51.45
53481200	AWWSC Services - Group Ins CA CF		9300008601	1/31/2013	6.28
53481200	AWWSC Services - Group Ins CA CF		9300008603	1/31/2013	105.85
53481200	AWWSC Services - Group Ins CA CF		9300008604	1/31/2013	11.35
53481200	AWWSC Services - Group Ins CA CF		9300008605	1/31/2013	13.54
53481200	AWWSC Services - Group Ins CA CF		9300008607	1/31/2013	32.40
53481200	AWWSC Services - Group Ins CA CF		9300008608	1/31/2013	6.39
53481200	AWWSC Services - Group Ins CA CF		9300008610	1/31/2013	(4.15)
53481200	AWWSC Services - Group Ins CA CF		9300008611	1/31/2013	(11.32)
53481200	AWWSC Services - Group Ins CA CF		9300008612	1/31/2013	0.96
53481200	AWWSC Services - Group Ins CA CF		9300008613	1/31/2013	0.96
53481200	AWWSC Services - Group Ins CA CF		9300008615	1/31/2013	4.88
53481200	AWWSC Services - Group Ins CA CF		9300008616	1/31/2013	13.95
53481200	AWWSC Services - Group Ins CA CF		9300008617	1/31/2013	10.31
53481200	AWWSC Services - Group Ins CA CF		9300008620	1/31/2013	62.00
53481200	AWWSC Services - Group Ins CA CF		9300008621	1/31/2013	26.91
53481200	AWWSC Services - Group Ins CA CF		9300008624	1/31/2013	64.31
53481200	AWWSC Services - Group Ins CA CF		9300008626	1/31/2013	25.34
53481200	AWWSC Services - Group Ins CA CF		9300008628	1/31/2013	8.85
53481200	AWWSC Services - Group Ins CA CF		9300008629	1/31/2013	54.80
53481200	AWWSC Services - Group Ins CA CF		9300008630	1/31/2013	665.66
53481200	AWWSC Services - Group Ins CA CF		9300008632	1/31/2013	12.51
53481200	AWWSC Services - Group Ins CA CF		9300008638	1/31/2013	8.83
53481200	AWWSC Services - Group Ins CA CF		9300008640	1/31/2013	25.28
53481200	AWWSC Services - Group Ins CA CF		9300008641	1/31/2013	56.42
53481200	AWWSC Services - Group Ins CA CF		9300008643	1/31/2013	35.79

## Kentucky American Water Company

Case No. 2012-00520

Response to PSC DR1, Item 31

Account	Description	Doc Type	Document Number	Posting Date	Amount
53481200	AWWSC Services - Group Ins CA CF		9300008644	1/31/2013	(5.61)
53481200	AWWSC Services - Group Ins CA CF		9300008645	1/31/2013	52.43
53481200	AWWSC Services - Group Ins CA CF		9300008646	1/31/2013	(1.46)
53481200	AWWSC Services - Group Ins CA CF		9300008651	1/31/2013	13.10
53481200	AWWSC Services - Group Ins CA CF		9300008653	1/31/2013	130.31
53481200	AWWSC Services - Group Ins CA CF		9300008655	1/31/2013	66.81
53481200	AWWSC Services - Group Ins CA CF		9300008656	1/31/2013	0.27
53481200	AWWSC Services - Group Ins CA CF		9300008659	1/31/2013	12.53
53481200	AWWSC Services - Group Ins CA CF		9300008662	1/31/2013	7.56
53481200	AWWSC Services - Group Ins CA CF		9300008664	1/31/2013	0.98
53481200	AWWSC Services - Group Ins CA CF		9300008669	1/31/2013	19.01
53481200	AWWSC Services - Group Ins CA CF		9300008670	1/31/2013	327.38
53481200	AWWSC Services - Group Ins CA CF		9300008671	1/31/2013	9.74
53481200	AWWSC Services - Group Ins CA CF		9300008672	1/31/2013	5.64
53481200	AWWSC Services - Group Ins CA CF		9300008674	1/31/2013	(6.25)
53481200	AWWSC Services - Group Ins CA CF		9300008677	1/31/2013	5.67
53481200	AWWSC Services - Group Ins CA CF		9300008679	1/31/2013	8.36
53481200	AWWSC Services - Group Ins CA CF		9300008680	1/31/2013	49.09
53481200	AWWSC Services - Group Ins CA CF		9300008683	1/31/2013	(20.78)
53481200	AWWSC Services - Group Ins CA CF		9300008684	1/31/2013	0.98
53481200	AWWSC Services - Group Ins CA CF		9300008686	1/31/2013	22.32
53481200	AWWSC Services - Group Ins CA CF		9300008687	1/31/2013	5.67
53481200	AWWSC Services - Group Ins CA CF		9300008688	1/31/2013	5.77
53481200	AWWSC Services - Group Ins CA CF		9300008689	1/31/2013	63.92
53481200	AWWSC Services - Group Ins CA CF		9300008690	1/31/2013	64.37
53481200	AWWSC Services - Group Ins CA CF		9300008691	1/31/2013	170.60
53481200	AWWSC Services - Group Ins CA CF		9300008692	1/31/2013	5.67
53481200	AWWSC Services - Group Ins CA CF		9300008693	1/31/2013	5.67
53481200	AWWSC Services - Group Ins CA CF		9300008694	1/31/2013	5.67
53481200	AWWSC Services - Group Ins CA CF		9300008704	1/31/2013	54.62
53481200	AWWSC Services - Group Ins CA CF		9300008705	1/31/2013	1.23
53481200	AWWSC Services - Group Ins CA CF		9300008706	1/31/2013	3.22
53481200	AWWSC Services - Group Ins CA CF		9300008707	1/31/2013	0.82
53481200	AWWSC Services - Group Ins CA CF		9300008709	1/31/2013	79.87
53481200	AWWSC Services - Group Ins CA CF		9300008712	1/31/2013	2.03
53481200	AWWSC Services - Group Ins CA CF		9300008714	1/31/2013	0.16
53481200	AWWSC Services - Group Ins CA CF		9300008716	1/31/2013	70.03
53481200	AWWSC Services - Group Ins CA CF		9300008726	1/31/2013	11.76
53481200	AWWSC Services - Group Ins CA CF		9300008728	1/31/2013	(14.37)
53481200	AWWSC Services - Group Ins CA CF		9300008730	1/31/2013	193.49
53481200	AWWSC Services - Group Ins CA CF		9300008731	1/31/2013	(14.14)
53481200	AWWSC Services - Group Ins CA CF		9300008734	1/31/2013	10.19
53481200	AWWSC Services - Group Ins CA CF		9300008735	1/31/2013	9.25
53481200	AWWSC Services - Group Ins CA CF		9300008736	1/31/2013	48.12
53481200	AWWSC Services - Group Ins CA CF		9300008749	1/31/2013	171.26
53481200	AWWSC Services - Group Ins CA CF		9300008750	1/31/2013	171.52
53481200	AWWSC Services - Group Ins CA CF		9300008751	1/31/2013	65.87
53481200	AWWSC Services - Group Ins CA CF		9300008752	1/31/2013	251.92
53481200	AWWSC Services - Group Ins CA CF		9300008753	1/31/2013	10.02
53481200	AWWSC Services - Group Ins CA CF		9300008754	1/31/2013	13.51
53481200	AWWSC Services - Group Ins CA CF		9300008755	1/31/2013	5.41
53481200	AWWSC Services - Group Ins CA CF		9300008805	1/31/2013	747.43
53481200	AWWSC Services - Group Ins CA CF		9300008806	1/31/2013	234.54

## Kentucky American Water Company

Case No. 2012-00520

Response to PSC DR1, Item 31

Account	Description	Doc Type	Document Number	Posting Date	Amount
53481200	AWWSC Services - Group Ins CA CF		9300008807	1/31/2013	118.58
53481200	AWWSC Services - Group Ins CA CF		9300008878	1/31/2013	1.90
53481200	AWWSC Services - Group Ins CA CF		9300008879	1/31/2013	1.40
53481200	AWWSC Services - Group Ins CA CF		9300008880	1/31/2013	0.49
53481200	AWWSC Services - Group Ins CA CF		9300008881	1/31/2013	(4.17)
53481200	AWWSC Services - Group Ins CA CF		9300008882	1/31/2013	4.97
53481200	AWWSC Services - Group Ins CA CF		9300008883	1/31/2013	2.30
53481200	AWWSC Services - Group Ins CA CF		9300008884	1/31/2013	0.46
53481200	AWWSC Services - Group Ins CA CF		9300008885	1/31/2013	3.11
53481200	AWWSC Services - Group Ins CA CF		9300008886	1/31/2013	4.10
53481200	AWWSC Services - Group Ins CA CF		9300008887	1/31/2013	1.39
53481200	AWWSC Services - Group Ins CA CF		9300008888	1/31/2013	5.31
53481200	AWWSC Services - Group Ins CA CF		9300008889	1/31/2013	6.39
53481200	AWWSC Services - Group Ins CA CF		9300008890	1/31/2013	3.86
53481200	AWWSC Services - Group Ins CA CF		9300008891	1/31/2013	58.63
53481200	AWWSC Services - Group Ins CA CF		9300008892	1/31/2013	1.81
53481200	AWWSC Services - Group Ins CA CF		9300008893	1/31/2013	14.36
53481200	AWWSC Services - Group Ins CA CF		9300008894	1/31/2013	(0.70)
53481200	AWWSC Services - Group Ins CA CF		9300008895	1/31/2013	4.98
53481200	AWWSC Services - Group Ins CA CF		9300008896	1/31/2013	112.51
53481200	AWWSC Services - Group Ins CA CF		9300008897	1/31/2013	105.21
53481200	AWWSC Services - Group Ins CA CF		9300008898	1/31/2013	89.35
53481200	AWWSC Services - Group Ins CA CF		9300008899	1/31/2013	118.77
53481200	AWWSC Services - Group Ins CA CF		9300008900	1/31/2013	75.29
53481200	AWWSC Services - Group Ins CA CF		9300008901	1/31/2013	84.30
53481200	AWWSC Services - Group Ins CA CF		9300008902	1/31/2013	3.74
53481200	AWWSC Services - Group Ins CA CF		9300008903	1/31/2013	0.08
53481200	AWWSC Services - Group Ins CA CF		9300008904	1/31/2013	0.34
53481200	AWWSC Services - Group Ins CA CF		9300008905	1/31/2013	0.17
53481200	AWWSC Services - Group Ins CA CF		9300008906	1/31/2013	0.20
53481200	AWWSC Services - Group Ins CA CF		9300008908	1/31/2013	0.17
53481200	AWWSC Services - Group Ins CA CF		9300008909	1/31/2013	0.23
53481200	AWWSC Services - Group Ins CA CF		9300008910	1/31/2013	0.09
53481200	AWWSC Services - Group Ins CA CF		9300008911	1/31/2013	0.15
53481200	AWWSC Services - Group Ins CA CF		9300008912	1/31/2013	0.03
53481200	AWWSC Services - Group Ins CA CF		9300008913	1/31/2013	124.84
53481200	AWWSC Services - Group Ins CA CF		9300008925	1/31/2013	106.62
53481200	AWWSC Services - Group Ins CA CF		9300008931	1/31/2013	288.60
53481200	AWWSC Services - Group Ins CA CF		9300008940	1/31/2013	243.45
53481200	AWWSC Services - Group Ins CA CF		9300008950	1/31/2013	586.28
53481200	AWWSC Services - Group Ins CA CF		9300008961	1/31/2013	91.10
53481200	AWWSC Services - Group Ins CA CF		9300008971	1/31/2013	46.91
53481200	AWWSC Services - Group Ins CA CF		9300008976	1/31/2013	53.76
53481200	AWWSC Services - Group Ins CA CF		9300008977	1/31/2013	83.11
53481200	AWWSC Services - Group Ins CA CF		9300008978	1/31/2013	124.70
53481200	AWWSC Services - Group Ins CA CF		9300008979	1/31/2013	23.93
53481200	AWWSC Services - Group Ins CA UT		9300009006	1/31/2013	(2,763.57)
53481200	AWWSC Services - Group Ins CA UT		9300009008	1/31/2013	(82.55)
53481200	AWWSC Services - Group Ins CA UT		9300009010	1/31/2013	(154.03)
53481300	AWWSC Services - Other Benefi UZ		2000000971	1/31/2013	(5,644.78)
53481300	AWWSC Services - Other Benefi UZ		2000000973	1/31/2013	(501.18)
53481300	AWWSC Services - Other Benefi UZ		2000000974	1/31/2013	(1,552.81)
53481300	AWWSC Services - Other Benefi UZ		2000000976	1/31/2013	(434.96)

## Kentucky American Water Company

Case No. 2012-00520

Response to PSC DR1, Item 31

Account	Description	Doc Type	Document Number	Posting Date	Amount
53481300	AWWSC Services - Other Benefi	UZ	2000000985	1/31/2013	(6,797.85)
53481300	AWWSC Services - Other Benefi	CF	9300008492	1/31/2013	21.23
53481300	AWWSC Services - Other Benefi	CF	9300008493	1/31/2013	833.52
53481300	AWWSC Services - Other Benefi	CF	9300008494	1/31/2013	20.67
53481300	AWWSC Services - Other Benefi	CF	9300008495	1/31/2013	(1.36)
53481300	AWWSC Services - Other Benefi	CF	9300008496	1/31/2013	(7.20)
53481300	AWWSC Services - Other Benefi	CF	9300008497	1/31/2013	37.31
53481300	AWWSC Services - Other Benefi	CF	9300008500	1/31/2013	0.74
53481300	AWWSC Services - Other Benefi	CF	9300008501	1/31/2013	15.50
53481300	AWWSC Services - Other Benefi	CF	9300008502	1/31/2013	93.51
53481300	AWWSC Services - Other Benefi	CF	9300008503	1/31/2013	14.77
53481300	AWWSC Services - Other Benefi	CF	9300008504	1/31/2013	4.54
53481300	AWWSC Services - Other Benefi	CF	9300008505	1/31/2013	18.54
53481300	AWWSC Services - Other Benefi	CF	9300008508	1/31/2013	(70.57)
53481300	AWWSC Services - Other Benefi	CF	9300008509	1/31/2013	17.14
53481300	AWWSC Services - Other Benefi	CF	9300008510	1/31/2013	1.90
53481300	AWWSC Services - Other Benefi	CF	9300008512	1/31/2013	7.57
53481300	AWWSC Services - Other Benefi	CF	9300008513	1/31/2013	(0.42)
53481300	AWWSC Services - Other Benefi	CF	9300008514	1/31/2013	6.13
53481300	AWWSC Services - Other Benefi	CF	9300008515	1/31/2013	0.81
53481300	AWWSC Services - Other Benefi	CF	9300008516	1/31/2013	59.06
53481300	AWWSC Services - Other Benefi	CF	9300008517	1/31/2013	12.68
53481300	AWWSC Services - Other Benefi	CF	9300008518	1/31/2013	192.30
53481300	AWWSC Services - Other Benefi	CF	9300008519	1/31/2013	192.29
53481300	AWWSC Services - Other Benefi	CF	9300008521	1/31/2013	18.10
53481300	AWWSC Services - Other Benefi	CF	9300008522	1/31/2013	18.51
53481300	AWWSC Services - Other Benefi	CF	9300008528	1/31/2013	43.65
53481300	AWWSC Services - Other Benefi	CF	9300008529	1/31/2013	0.65
53481300	AWWSC Services - Other Benefi	CF	9300008531	1/31/2013	(0.08)
53481300	AWWSC Services - Other Benefi	CF	9300008532	1/31/2013	1,348.71
53481300	AWWSC Services - Other Benefi	CF	9300008534	1/31/2013	19.53
53481300	AWWSC Services - Other Benefi	CF	9300008535	1/31/2013	1.92
53481300	AWWSC Services - Other Benefi	CF	9300008537	1/31/2013	2.29
53481300	AWWSC Services - Other Benefi	CF	9300008538	1/31/2013	2.36
53481300	AWWSC Services - Other Benefi	CF	9300008541	1/31/2013	2.36
53481300	AWWSC Services - Other Benefi	CF	9300008542	1/31/2013	1.47
53481300	AWWSC Services - Other Benefi	CF	9300008545	1/31/2013	(5.64)
53481300	AWWSC Services - Other Benefi	CF	9300008551	1/31/2013	0.76
53481300	AWWSC Services - Other Benefi	CF	9300008552	1/31/2013	4.07
53481300	AWWSC Services - Other Benefi	CF	9300008554	1/31/2013	3.18
53481300	AWWSC Services - Other Benefi	CF	9300008558	1/31/2013	19.77
53481300	AWWSC Services - Other Benefi	CF	9300008564	1/31/2013	(0.35)
53481300	AWWSC Services - Other Benefi	CF	9300008565	1/31/2013	1,754.01
53481300	AWWSC Services - Other Benefi	CF	9300008567	1/31/2013	0.41
53481300	AWWSC Services - Other Benefi	CF	9300008569	1/31/2013	18.69
53481300	AWWSC Services - Other Benefi	CF	9300008570	1/31/2013	0.05
53481300	AWWSC Services - Other Benefi	CF	9300008572	1/31/2013	(0.44)
53481300	AWWSC Services - Other Benefi	CF	9300008575	1/31/2013	20.94
53481300	AWWSC Services - Other Benefi	CF	9300008576	1/31/2013	6.17
53481300	AWWSC Services - Other Benefi	CF	9300008577	1/31/2013	295.09
53481300	AWWSC Services - Other Benefi	CF	9300008578	1/31/2013	18.51
53481300	AWWSC Services - Other Benefi	CF	9300008581	1/31/2013	302.34
53481300	AWWSC Services - Other Benefi	CF	9300008582	1/31/2013	(0.25)

## Kentucky American Water Company

Case No. 2012-00520

Response to PSC DR1, Item 31

Account	Description	Doc Type	Document Number	Posting Date	Amount
53481300	AWWSC Services - Other Benefi	CF	9300008583	1/31/2013	3.07
53481300	AWWSC Services - Other Benefi	CF	9300008584	1/31/2013	(0.17)
53481300	AWWSC Services - Other Benefi	CF	9300008586	1/31/2013	17.43
53481300	AWWSC Services - Other Benefi	CF	9300008587	1/31/2013	6.01
53481300	AWWSC Services - Other Benefi	CF	9300008591	1/31/2013	193.15
53481300	AWWSC Services - Other Benefi	CF	9300008598	1/31/2013	107.70
53481300	AWWSC Services - Other Benefi	CF	9300008600	1/31/2013	105.54
53481300	AWWSC Services - Other Benefi	CF	9300008603	1/31/2013	23.19
53481300	AWWSC Services - Other Benefi	CF	9300008604	1/31/2013	14.08
53481300	AWWSC Services - Other Benefi	CF	9300008605	1/31/2013	16.48
53481300	AWWSC Services - Other Benefi	CF	9300008607	1/31/2013	9.16
53481300	AWWSC Services - Other Benefi	CF	9300008608	1/31/2013	8.56
53481300	AWWSC Services - Other Benefi	CF	9300008610	1/31/2013	(0.41)
53481300	AWWSC Services - Other Benefi	CF	9300008611	1/31/2013	(1.19)
53481300	AWWSC Services - Other Benefi	CF	9300008612	1/31/2013	0.76
53481300	AWWSC Services - Other Benefi	CF	9300008613	1/31/2013	0.76
53481300	AWWSC Services - Other Benefi	CF	9300008614	1/31/2013	67.78
53481300	AWWSC Services - Other Benefi	CF	9300008615	1/31/2013	2.50
53481300	AWWSC Services - Other Benefi	CF	9300008616	1/31/2013	7.16
53481300	AWWSC Services - Other Benefi	CF	9300008617	1/31/2013	9.58
53481300	AWWSC Services - Other Benefi	CF	9300008620	1/31/2013	36.08
53481300	AWWSC Services - Other Benefi	CF	9300008621	1/31/2013	22.48
53481300	AWWSC Services - Other Benefi	CF	9300008624	1/31/2013	47.55
53481300	AWWSC Services - Other Benefi	CF	9300008626	1/31/2013	18.61
53481300	AWWSC Services - Other Benefi	CF	9300008628	1/31/2013	11.29
53481300	AWWSC Services - Other Benefi	CF	9300008629	1/31/2013	304.76
53481300	AWWSC Services - Other Benefi	CF	9300008630	1/31/2013	574.27
53481300	AWWSC Services - Other Benefi	CF	9300008632	1/31/2013	11.40
53481300	AWWSC Services - Other Benefi	CF	9300008638	1/31/2013	7.38
53481300	AWWSC Services - Other Benefi	CF	9300008640	1/31/2013	18.48
53481300	AWWSC Services - Other Benefi	CF	9300008641	1/31/2013	31.31
53481300	AWWSC Services - Other Benefi	CF	9300008643	1/31/2013	7.91
53481300	AWWSC Services - Other Benefi	CF	9300008644	1/31/2013	(0.23)
53481300	AWWSC Services - Other Benefi	CF	9300008645	1/31/2013	304.48
53481300	AWWSC Services - Other Benefi	CF	9300008646	1/31/2013	(0.75)
53481300	AWWSC Services - Other Benefi	CF	9300008651	1/31/2013	7.35
53481300	AWWSC Services - Other Benefi	CF	9300008653	1/31/2013	1,427.11
53481300	AWWSC Services - Other Benefi	CF	9300008655	1/31/2013	24.10
53481300	AWWSC Services - Other Benefi	CF	9300008656	1/31/2013	0.11
53481300	AWWSC Services - Other Benefi	CF	9300008659	1/31/2013	5.79
53481300	AWWSC Services - Other Benefi	CF	9300008662	1/31/2013	1.92
53481300	AWWSC Services - Other Benefi	CF	9300008664	1/31/2013	0.77
53481300	AWWSC Services - Other Benefi	CF	9300008669	1/31/2013	18.10
53481300	AWWSC Services - Other Benefi	CF	9300008670	1/31/2013	1,139.77
53481300	AWWSC Services - Other Benefi	CF	9300008671	1/31/2013	20.30
53481300	AWWSC Services - Other Benefi	CF	9300008672	1/31/2013	10.80
53481300	AWWSC Services - Other Benefi	CF	9300008677	1/31/2013	6.18
53481300	AWWSC Services - Other Benefi	CF	9300008679	1/31/2013	2.09
53481300	AWWSC Services - Other Benefi	CF	9300008680	1/31/2013	784.89
53481300	AWWSC Services - Other Benefi	CF	9300008683	1/31/2013	(0.24)
53481300	AWWSC Services - Other Benefi	CF	9300008684	1/31/2013	0.76
53481300	AWWSC Services - Other Benefi	CF	9300008686	1/31/2013	16.20
53481300	AWWSC Services - Other Benefi	CF	9300008687	1/31/2013	6.18

## Kentucky American Water Company

Case No. 2012-00520

Response to PSC DR1, Item 31

Account	Description	Doc Type	Document Number	Posting Date	Amount
53481300	AWWSC Services - Other Benefi	CF	9300008688	1/31/2013	192.30
53481300	AWWSC Services - Other Benefi	CF	9300008689	1/31/2013	47.51
53481300	AWWSC Services - Other Benefi	CF	9300008690	1/31/2013	47.56
53481300	AWWSC Services - Other Benefi	CF	9300008691	1/31/2013	618.79
53481300	AWWSC Services - Other Benefi	CF	9300008692	1/31/2013	68.76
53481300	AWWSC Services - Other Benefi	CF	9300008693	1/31/2013	68.76
53481300	AWWSC Services - Other Benefi	CF	9300008694	1/31/2013	541.32
53481300	AWWSC Services - Other Benefi	CF	9300008704	1/31/2013	43.27
53481300	AWWSC Services - Other Benefi	CF	9300008705	1/31/2013	1.01
53481300	AWWSC Services - Other Benefi	CF	9300008706	1/31/2013	1.28
53481300	AWWSC Services - Other Benefi	CF	9300008707	1/31/2013	0.33
53481300	AWWSC Services - Other Benefi	CF	9300008709	1/31/2013	39.47
53481300	AWWSC Services - Other Benefi	CF	9300008712	1/31/2013	2.38
53481300	AWWSC Services - Other Benefi	CF	9300008714	1/31/2013	0.94
53481300	AWWSC Services - Other Benefi	CF	9300008716	1/31/2013	77.11
53481300	AWWSC Services - Other Benefi	CF	9300008726	1/31/2013	18.18
53481300	AWWSC Services - Other Benefi	CF	9300008728	1/31/2013	(1.38)
53481300	AWWSC Services - Other Benefi	CF	9300008729	1/31/2013	67.78
53481300	AWWSC Services - Other Benefi	CF	9300008730	1/31/2013	421.05
53481300	AWWSC Services - Other Benefi	CF	9300008731	1/31/2013	(2.23)
53481300	AWWSC Services - Other Benefi	CF	9300008734	1/31/2013	9.42
53481300	AWWSC Services - Other Benefi	CF	9300008735	1/31/2013	4.74
53481300	AWWSC Services - Other Benefi	CF	9300008736	1/31/2013	13.63
53481300	AWWSC Services - Other Benefi	CF	9300008749	1/31/2013	152.65
53481300	AWWSC Services - Other Benefi	CF	9300008750	1/31/2013	98.88
53481300	AWWSC Services - Other Benefi	CF	9300008751	1/31/2013	39.53
53481300	AWWSC Services - Other Benefi	CF	9300008752	1/31/2013	141.93
53481300	AWWSC Services - Other Benefi	CF	9300008753	1/31/2013	18.68
53481300	AWWSC Services - Other Benefi	CF	9300008754	1/31/2013	3.36
53481300	AWWSC Services - Other Benefi	CF	9300008755	1/31/2013	1.35
53481300	AWWSC Services - Other Benefi	CF	9300008805	1/31/2013	257.71
53481300	AWWSC Services - Other Benefi	CF	9300008806	1/31/2013	150.55
53481300	AWWSC Services - Other Benefi	CF	9300008807	1/31/2013	22.38
53481300	AWWSC Services - Other Benefi	CF	9300008878	1/31/2013	0.19
53481300	AWWSC Services - Other Benefi	CF	9300008880	1/31/2013	0.11
53481300	AWWSC Services - Other Benefi	CF	9300008881	1/31/2013	0.39
53481300	AWWSC Services - Other Benefi	CF	9300008882	1/31/2013	1.03
53481300	AWWSC Services - Other Benefi	CF	9300008883	1/31/2013	0.13
53481300	AWWSC Services - Other Benefi	CF	9300008884	1/31/2013	5.09
53481300	AWWSC Services - Other Benefi	CF	9300008885	1/31/2013	0.95
53481300	AWWSC Services - Other Benefi	CF	9300008886	1/31/2013	3.85
53481300	AWWSC Services - Other Benefi	CF	9300008887	1/31/2013	0.82
53481300	AWWSC Services - Other Benefi	CF	9300008888	1/31/2013	2.09
53481300	AWWSC Services - Other Benefi	CF	9300008889	1/31/2013	4.06
53481300	AWWSC Services - Other Benefi	CF	9300008890	1/31/2013	1.35
53481300	AWWSC Services - Other Benefi	CF	9300008891	1/31/2013	3.75
53481300	AWWSC Services - Other Benefi	CF	9300008892	1/31/2013	1.69
53481300	AWWSC Services - Other Benefi	CF	9300008893	1/31/2013	1.84
53481300	AWWSC Services - Other Benefi	CF	9300008894	1/31/2013	8.32
53481300	AWWSC Services - Other Benefi	CF	9300008895	1/31/2013	6.77
53481300	AWWSC Services - Other Benefi	CF	9300008896	1/31/2013	0.67
53481300	AWWSC Services - Other Benefi	CF	9300008897	1/31/2013	1.16
53481300	AWWSC Services - Other Benefi	CF	9300008898	1/31/2013	6.99

## Kentucky American Water Company

Case No. 2012-00520

Response to PSC DR1, Item 31

Account	Description	Doc Type	Document Number	Posting Date	Amount
53481300	AWWSC Services - Other Benefi	CF	9300008899	1/31/2013	9.78
53481300	AWWSC Services - Other Benefi	CF	9300008900	1/31/2013	90.96
53481300	AWWSC Services - Other Benefi	CF	9300008901	1/31/2013	14.52
53481300	AWWSC Services - Other Benefi	CF	9300008902	1/31/2013	0.18
53481300	AWWSC Services - Other Benefi	CF	9300008904	1/31/2013	0.21
53481300	AWWSC Services - Other Benefi	CF	9300008905	1/31/2013	0.08
53481300	AWWSC Services - Other Benefi	CF	9300008906	1/31/2013	0.03
53481300	AWWSC Services - Other Benefi	CF	9300008907	1/31/2013	(0.03)
53481300	AWWSC Services - Other Benefi	CF	9300008909	1/31/2013	0.04
53481300	AWWSC Services - Other Benefi	CF	9300008910	1/31/2013	0.01
53481300	AWWSC Services - Other Benefi	CF	9300008912	1/31/2013	0.01
53481300	AWWSC Services - Other Benefi	CF	9300008914	1/31/2013	8.93
53481300	AWWSC Services - Other Benefi	CF	9300008926	1/31/2013	5.01
53481300	AWWSC Services - Other Benefi	CF	9300008932	1/31/2013	48.43
53481300	AWWSC Services - Other Benefi	CF	9300008933	1/31/2013	4.41
53481300	AWWSC Services - Other Benefi	CF	9300008941	1/31/2013	23.55
53481300	AWWSC Services - Other Benefi	CF	9300008951	1/31/2013	2,314.32
53481300	AWWSC Services - Other Benefi	CF	9300008962	1/31/2013	4.24
53481300	AWWSC Services - Other Benefi	CF	9300008970	1/31/2013	23.28
53481300	AWWSC Services - Other Benefi	CF	9300008976	1/31/2013	10.77
53481300	AWWSC Services - Other Benefi	CF	9300008977	1/31/2013	0.49
53481300	AWWSC Services - Other Benefi	CF	9300008978	1/31/2013	27.46
53481300	AWWSC Services - Other Benefi	CF	9300008979	1/31/2013	2.17
53481300	AWWSC Services - Other Benefi	UT	9300009006	1/31/2013	(1,621.78)
53481300	AWWSC Services - Other Benefi	UT	9300009008	1/31/2013	(49.11)
53481300	AWWSC Services - Other Benefi	UT	9300009010	1/31/2013	(32.41)
53481400	AWWSC Services - Contracted S	UZ	2000000971	1/31/2013	(31,269.21)
53481400	AWWSC Services - Contracted S	UZ	2000000973	1/31/2013	(300.43)
53481400	AWWSC Services - Contracted S	UZ	2000000974	1/31/2013	(858.45)
53481400	AWWSC Services - Contracted S	UZ	2000000976	1/31/2013	(416.68)
53481400	AWWSC Services - Contracted S	UZ	2000000985	1/31/2013	(62,871.89)
53481400	AWWSC Services - Contracted S	CF	9300008499	1/31/2013	200.69
53481400	AWWSC Services - Contracted S	CF	9300008522	1/31/2013	12.71
53481400	AWWSC Services - Contracted S	CF	9300008523	1/31/2013	309.56
53481400	AWWSC Services - Contracted S	CF	9300008524	1/31/2013	1,423.86
53481400	AWWSC Services - Contracted S	CF	9300008526	1/31/2013	(69.21)
53481400	AWWSC Services - Contracted S	CF	9300008528	1/31/2013	14,415.74
53481400	AWWSC Services - Contracted S	CF	9300008532	1/31/2013	591.57
53481400	AWWSC Services - Contracted S	CF	9300008537	1/31/2013	(12.35)
53481400	AWWSC Services - Contracted S	CF	9300008538	1/31/2013	(12.35)
53481400	AWWSC Services - Contracted S	CF	9300008541	1/31/2013	(12.35)
53481400	AWWSC Services - Contracted S	CF	9300008544	1/31/2013	(389.71)
53481400	AWWSC Services - Contracted S	CF	9300008556	1/31/2013	3,968.65
53481400	AWWSC Services - Contracted S	CF	9300008558	1/31/2013	629.90
53481400	AWWSC Services - Contracted S	CF	9300008559	1/31/2013	961.87
53481400	AWWSC Services - Contracted S	CF	9300008560	1/31/2013	1,970.84
53481400	AWWSC Services - Contracted S	CF	9300008561	1/31/2013	935.15
53481400	AWWSC Services - Contracted S	CF	9300008562	1/31/2013	7.88
53481400	AWWSC Services - Contracted S	CF	9300008565	1/31/2013	(1,294.04)
53481400	AWWSC Services - Contracted S	CF	9300008569	1/31/2013	763.00
53481400	AWWSC Services - Contracted S	CF	9300008570	1/31/2013	(410.74)
53481400	AWWSC Services - Contracted S	CF	9300008574	1/31/2013	6.18
53481400	AWWSC Services - Contracted S	CF	9300008575	1/31/2013	803.96



## Kentucky American Water Company

Case No. 2012-00520

Response to PSC DR1, Item 31

Account	Description	Doc Type	Document Number	Posting Date	Amount
53481400	AWWSC Services - Contracted S CF		9300008577	1/31/2013	25.28
53481400	AWWSC Services - Contracted S CF		9300008578	1/31/2013	12.70
53481400	AWWSC Services - Contracted S CF		9300008581	1/31/2013	6,417.28
53481400	AWWSC Services - Contracted S CF		9300008585	1/31/2013	758.03
53481400	AWWSC Services - Contracted S CF		9300008588	1/31/2013	(128.95)
53481400	AWWSC Services - Contracted S CF		9300008590	1/31/2013	232.48
53481400	AWWSC Services - Contracted S CF		9300008591	1/31/2013	25.29
53481400	AWWSC Services - Contracted S CF		9300008598	1/31/2013	582.02
53481400	AWWSC Services - Contracted S CF		9300008600	1/31/2013	1,140.72
53481400	AWWSC Services - Contracted S CF		9300008604	1/31/2013	295.76
53481400	AWWSC Services - Contracted S CF		9300008605	1/31/2013	182.55
53481400	AWWSC Services - Contracted S CF		9300008613	1/31/2013	11,536.14
53481400	AWWSC Services - Contracted S CF		9300008620	1/31/2013	410.97
53481400	AWWSC Services - Contracted S CF		9300008623	1/31/2013	961.86
53481400	AWWSC Services - Contracted S CF		9300008624	1/31/2013	297.97
53481400	AWWSC Services - Contracted S CF		9300008626	1/31/2013	486.46
53481400	AWWSC Services - Contracted S CF		9300008629	1/31/2013	639.03
53481400	AWWSC Services - Contracted S CF		9300008630	1/31/2013	414.30
53481400	AWWSC Services - Contracted S CF		9300008633	1/31/2013	(70.62)
53481400	AWWSC Services - Contracted S CF		9300008640	1/31/2013	12.71
53481400	AWWSC Services - Contracted S CF		9300008645	1/31/2013	534.30
53481400	AWWSC Services - Contracted S CF		9300008650	1/31/2013	(107.46)
53481400	AWWSC Services - Contracted S CF		9300008651	1/31/2013	(107.46)
53481400	AWWSC Services - Contracted S CF		9300008652	1/31/2013	964.28
53481400	AWWSC Services - Contracted S CF		9300008653	1/31/2013	(613.98)
53481400	AWWSC Services - Contracted S CF		9300008664	1/31/2013	15,901.87
53481400	AWWSC Services - Contracted S CF		9300008666	1/31/2013	1,970.84
53481400	AWWSC Services - Contracted S CF		9300008667	1/31/2013	0.41
53481400	AWWSC Services - Contracted S CF		9300008670	1/31/2013	(3,072.54)
53481400	AWWSC Services - Contracted S CF		9300008672	1/31/2013	(578.42)
53481400	AWWSC Services - Contracted S CF		9300008673	1/31/2013	(4,921.56)
53481400	AWWSC Services - Contracted S CF		9300008675	1/31/2013	964.28
53481400	AWWSC Services - Contracted S CF		9300008679	1/31/2013	45.08
53481400	AWWSC Services - Contracted S CF		9300008680	1/31/2013	25.14
53481400	AWWSC Services - Contracted S CF		9300008683	1/31/2013	6,550.26
53481400	AWWSC Services - Contracted S CF		9300008689	1/31/2013	297.93
53481400	AWWSC Services - Contracted S CF		9300008690	1/31/2013	297.97
53481400	AWWSC Services - Contracted S CF		9300008691	1/31/2013	(1,018.63)
53481400	AWWSC Services - Contracted S CF		9300008695	1/31/2013	344.46
53481400	AWWSC Services - Contracted S CF		9300008696	1/31/2013	344.46
53481400	AWWSC Services - Contracted S CF		9300008697	1/31/2013	1,436.04
53481400	AWWSC Services - Contracted S CF		9300008700	1/31/2013	(46.96)
53481400	AWWSC Services - Contracted S CF		9300008701	1/31/2013	(46.96)
53481400	AWWSC Services - Contracted S CF		9300008702	1/31/2013	(46.96)
53481400	AWWSC Services - Contracted S CF		9300008704	1/31/2013	14,817.24
53481400	AWWSC Services - Contracted S CF		9300008709	1/31/2013	938.45
53481400	AWWSC Services - Contracted S CF		9300008715	1/31/2013	57.33
53481400	AWWSC Services - Contracted S CF		9300008716	1/31/2013	3,306.29
53481400	AWWSC Services - Contracted S CF		9300008723	1/31/2013	(59.37)
53481400	AWWSC Services - Contracted S CF		9300008730	1/31/2013	193.60
53481400	AWWSC Services - Contracted S CF		9300008736	1/31/2013	(107.46)
53481400	AWWSC Services - Contracted S CF		9300008738	1/31/2013	4,049.85
53481400	AWWSC Services - Contracted S CF		9300008739	1/31/2013	4.26

Kentucky American Water Company

Case No. 2012-00520

Response to PSC DR1, Item 31

Account	Description	Doc Type	Document Number	Posting Date	Amount
53481400	AWWSC Services - Contracted S CF		9300008740	1/31/2013	961.86
53481400	AWWSC Services - Contracted S CF		9300008741	1/31/2013	2,030.56
53481400	AWWSC Services - Contracted S CF		9300008749	1/31/2013	72.32
53481400	AWWSC Services - Contracted S CF		9300008750	1/31/2013	10.91
53481400	AWWSC Services - Contracted S CF		9300008808	1/31/2013	(4,500.00)
53481400	AWWSC Services - Contracted S CF		9300008879	1/31/2013	(0.37)
53481400	AWWSC Services - Contracted S CF		9300008886	1/31/2013	0.20
53481400	AWWSC Services - Contracted S CF		9300008890	1/31/2013	7.35
53481400	AWWSC Services - Contracted S CF		9300008893	1/31/2013	15.52
53481400	AWWSC Services - Contracted S CF		9300008894	1/31/2013	0.22
53481400	AWWSC Services - Contracted S CF		9300008902	1/31/2013	(0.74)
53481400	AWWSC Services - Contracted S CF		9300008904	1/31/2013	0.34
53481400	AWWSC Services - Contracted S CF		9300008945	1/31/2013	672.93
53481400	AWWSC Services - Contracted S CF		9300008946	1/31/2013	901.21
53481400	AWWSC Services - Contracted S UT		9300009006	1/31/2013	(83.07)
53481400	AWWSC Services - Contracted S UT		9300009007	1/31/2013	(200.69)
53481400	AWWSC Services - Contracted S UT		9300009008	1/31/2013	(11.49)
53481400	AWWSC Services - Contracted S UT		9300009010	1/31/2013	(9.77)
53481400	AWWSC Services - Contracted S UT		9300009011	1/31/2013	4,500.00
53481500	AWWSC Services - Office Supplii UZ		2000000971	1/31/2013	(3,017.42)
53481500	AWWSC Services - Office Supplii UZ		2000000973	1/31/2013	119.62
53481500	AWWSC Services - Office Supplii UZ		2000000974	1/31/2013	262.98
53481500	AWWSC Services - Office Supplii UZ		2000000976	1/31/2013	77.01
53481500	AWWSC Services - Office Supplii UZ		2000000985	1/31/2013	(4,178.18)
53481500	AWWSC Services - Office Supplii CF		9300008409	1/31/2013	117.87
53481500	AWWSC Services - Office Supplii CF		9300008495	1/31/2013	1,083.82
53481500	AWWSC Services - Office Supplii CF		9300008500	1/31/2013	(2.90)
53481500	AWWSC Services - Office Supplii CF		9300008517	1/31/2013	13.14
53481500	AWWSC Services - Office Supplii CF		9300008518	1/31/2013	7.30
53481500	AWWSC Services - Office Supplii CF		9300008519	1/31/2013	3.65
53481500	AWWSC Services - Office Supplii CF		9300008520	1/31/2013	(0.01)
53481500	AWWSC Services - Office Supplii CF		9300008521	1/31/2013	(2.56)
53481500	AWWSC Services - Office Supplii CF		9300008522	1/31/2013	2.95
53481500	AWWSC Services - Office Supplii CF		9300008523	1/31/2013	(5.13)
53481500	AWWSC Services - Office Supplii CF		9300008524	1/31/2013	(33.47)
53481500	AWWSC Services - Office Supplii CF		9300008525	1/31/2013	5.99
53481500	AWWSC Services - Office Supplii CF		9300008527	1/31/2013	4.60
53481500	AWWSC Services - Office Supplii CF		9300008528	1/31/2013	(58.39)
53481500	AWWSC Services - Office Supplii CF		9300008530	1/31/2013	3.17
53481500	AWWSC Services - Office Supplii CF		9300008531	1/31/2013	(0.46)
53481500	AWWSC Services - Office Supplii CF		9300008532	1/31/2013	520.52
53481500	AWWSC Services - Office Supplii CF		9300008533	1/31/2013	2.49
53481500	AWWSC Services - Office Supplii CF		9300008534	1/31/2013	(2.29)
53481500	AWWSC Services - Office Supplii CF		9300008535	1/31/2013	0.04
53481500	AWWSC Services - Office Supplii CF		9300008536	1/31/2013	0.04
53481500	AWWSC Services - Office Supplii CF		9300008537	1/31/2013	5.23
53481500	AWWSC Services - Office Supplii CF		9300008538	1/31/2013	(0.14)
53481500	AWWSC Services - Office Supplii CF		9300008539	1/31/2013	(0.49)
53481500	AWWSC Services - Office Supplii CF		9300008540	1/31/2013	5.95
53481500	AWWSC Services - Office Supplii CF		9300008541	1/31/2013	6.01
53481500	AWWSC Services - Office Supplii CF		9300008542	1/31/2013	0.38
53481500	AWWSC Services - Office Supplii CF		9300008543	1/31/2013	0.25
53481500	AWWSC Services - Office Supplii CF		9300008544	1/31/2013	(16.20)

## Kentucky American Water Company

Case No. 2012-00520

Response to PSC DR1, Item 31

Account	Description	Doc Type	Document Number	Posting Date	Amount
53481500	AWWSC Services - Office Supplii	CF	9300008545	1/31/2013	(3.23)
53481500	AWWSC Services - Office Supplii	CF	9300008546	1/31/2013	5.57
53481500	AWWSC Services - Office Supplii	CF	9300008547	1/31/2013	(9.15)
53481500	AWWSC Services - Office Supplii	CF	9300008548	1/31/2013	(11.76)
53481500	AWWSC Services - Office Supplii	CF	9300008549	1/31/2013	173.96
53481500	AWWSC Services - Office Supplii	CF	9300008550	1/31/2013	2.86
53481500	AWWSC Services - Office Supplii	CF	9300008551	1/31/2013	(1.49)
53481500	AWWSC Services - Office Supplii	CF	9300008552	1/31/2013	0.23
53481500	AWWSC Services - Office Supplii	CF	9300008553	1/31/2013	0.45
53481500	AWWSC Services - Office Supplii	CF	9300008554	1/31/2013	0.27
53481500	AWWSC Services - Office Supplii	CF	9300008555	1/31/2013	5.31
53481500	AWWSC Services - Office Supplii	CF	9300008557	1/31/2013	75.90
53481500	AWWSC Services - Office Supplii	CF	9300008558	1/31/2013	465.68
53481500	AWWSC Services - Office Supplii	CF	9300008559	1/31/2013	65.49
53481500	AWWSC Services - Office Supplii	CF	9300008560	1/31/2013	(12.20)
53481500	AWWSC Services - Office Supplii	CF	9300008561	1/31/2013	(250.28)
53481500	AWWSC Services - Office Supplii	CF	9300008562	1/31/2013	(1.71)
53481500	AWWSC Services - Office Supplii	CF	9300008563	1/31/2013	1.08
53481500	AWWSC Services - Office Supplii	CF	9300008564	1/31/2013	(0.93)
53481500	AWWSC Services - Office Supplii	CF	9300008565	1/31/2013	(183.82)
53481500	AWWSC Services - Office Supplii	CF	9300008566	1/31/2013	7.42
53481500	AWWSC Services - Office Supplii	CF	9300008567	1/31/2013	(0.02)
53481500	AWWSC Services - Office Supplii	CF	9300008568	1/31/2013	0.19
53481500	AWWSC Services - Office Supplii	CF	9300008569	1/31/2013	12.45
53481500	AWWSC Services - Office Supplii	CF	9300008570	1/31/2013	(0.47)
53481500	AWWSC Services - Office Supplii	CF	9300008571	1/31/2013	3.16
53481500	AWWSC Services - Office Supplii	CF	9300008572	1/31/2013	82.93
53481500	AWWSC Services - Office Supplii	CF	9300008573	1/31/2013	31.87
53481500	AWWSC Services - Office Supplii	CF	9300008574	1/31/2013	(25.26)
53481500	AWWSC Services - Office Supplii	CF	9300008575	1/31/2013	(4.59)
53481500	AWWSC Services - Office Supplii	CF	9300008576	1/31/2013	0.22
53481500	AWWSC Services - Office Supplii	CF	9300008577	1/31/2013	(88.68)
53481500	AWWSC Services - Office Supplii	CF	9300008578	1/31/2013	6.14
53481500	AWWSC Services - Office Supplii	CF	9300008580	1/31/2013	11.48
53481500	AWWSC Services - Office Supplii	CF	9300008581	1/31/2013	(15.66)
53481500	AWWSC Services - Office Supplii	CF	9300008582	1/31/2013	11.87
53481500	AWWSC Services - Office Supplii	CF	9300008583	1/31/2013	132.00
53481500	AWWSC Services - Office Supplii	CF	9300008584	1/31/2013	12.15
53481500	AWWSC Services - Office Supplii	CF	9300008585	1/31/2013	(286.14)
53481500	AWWSC Services - Office Supplii	CF	9300008586	1/31/2013	(2.46)
53481500	AWWSC Services - Office Supplii	CF	9300008588	1/31/2013	2.31
53481500	AWWSC Services - Office Supplii	CF	9300008589	1/31/2013	0.57
53481500	AWWSC Services - Office Supplii	CF	9300008590	1/31/2013	(21.59)
53481500	AWWSC Services - Office Supplii	CF	9300008591	1/31/2013	(61.25)
53481500	AWWSC Services - Office Supplii	CF	9300008597	1/31/2013	0.03
53481500	AWWSC Services - Office Supplii	CF	9300008598	1/31/2013	(3.78)
53481500	AWWSC Services - Office Supplii	CF	9300008599	1/31/2013	0.09
53481500	AWWSC Services - Office Supplii	CF	9300008600	1/31/2013	(101.13)
53481500	AWWSC Services - Office Supplii	CF	9300008602	1/31/2013	0.13
53481500	AWWSC Services - Office Supplii	CF	9300008603	1/31/2013	18.53
53481500	AWWSC Services - Office Supplii	CF	9300008604	1/31/2013	24.75
53481500	AWWSC Services - Office Supplii	CF	9300008605	1/31/2013	(88.75)
53481500	AWWSC Services - Office Supplii	CF	9300008606	1/31/2013	0.10

## Kentucky American Water Company

Case No. 2012-00520

Response to PSC DR1, Item 31

Account	Description	Doc Type	Document Number	Posting Date	Amount
53481500	AWWSC Services - Office Supplii	CF	9300008607	1/31/2013	(2.42)
53481500	AWWSC Services - Office Supplii	CF	9300008608	1/31/2013	(3.75)
53481500	AWWSC Services - Office Supplii	CF	9300008609	1/31/2013	(77.31)
53481500	AWWSC Services - Office Supplii	CF	9300008610	1/31/2013	(0.99)
53481500	AWWSC Services - Office Supplii	CF	9300008611	1/31/2013	(3.95)
53481500	AWWSC Services - Office Supplii	CF	9300008612	1/31/2013	(0.59)
53481500	AWWSC Services - Office Supplii	CF	9300008613	1/31/2013	(224.05)
53481500	AWWSC Services - Office Supplii	CF	9300008614	1/31/2013	111.12
53481500	AWWSC Services - Office Supplii	CF	9300008616	1/31/2013	(0.70)
53481500	AWWSC Services - Office Supplii	CF	9300008617	1/31/2013	(2.26)
53481500	AWWSC Services - Office Supplii	CF	9300008618	1/31/2013	3.60
53481500	AWWSC Services - Office Supplii	CF	9300008619	1/31/2013	74.39
53481500	AWWSC Services - Office Supplii	CF	9300008620	1/31/2013	133.26
53481500	AWWSC Services - Office Supplii	CF	9300008621	1/31/2013	(7.06)
53481500	AWWSC Services - Office Supplii	CF	9300008622	1/31/2013	(0.91)
53481500	AWWSC Services - Office Supplii	CF	9300008623	1/31/2013	(9.01)
53481500	AWWSC Services - Office Supplii	CF	9300008624	1/31/2013	13.05
53481500	AWWSC Services - Office Supplii	CF	9300008626	1/31/2013	(15.97)
53481500	AWWSC Services - Office Supplii	CF	9300008627	1/31/2013	0.07
53481500	AWWSC Services - Office Supplii	CF	9300008628	1/31/2013	(2.29)
53481500	AWWSC Services - Office Supplii	CF	9300008629	1/31/2013	37.53
53481500	AWWSC Services - Office Supplii	CF	9300008630	1/31/2013	809.47
53481500	AWWSC Services - Office Supplii	CF	9300008631	1/31/2013	(0.01)
53481500	AWWSC Services - Office Supplii	CF	9300008632	1/31/2013	164.78
53481500	AWWSC Services - Office Supplii	CF	9300008633	1/31/2013	1.38
53481500	AWWSC Services - Office Supplii	CF	9300008634	1/31/2013	(4.73)
53481500	AWWSC Services - Office Supplii	CF	9300008635	1/31/2013	1.34
53481500	AWWSC Services - Office Supplii	CF	9300008636	1/31/2013	87.43
53481500	AWWSC Services - Office Supplii	CF	9300008637	1/31/2013	2.14
53481500	AWWSC Services - Office Supplii	CF	9300008638	1/31/2013	(1.06)
53481500	AWWSC Services - Office Supplii	CF	9300008639	1/31/2013	4.57
53481500	AWWSC Services - Office Supplii	CF	9300008640	1/31/2013	10.45
53481500	AWWSC Services - Office Supplii	CF	9300008641	1/31/2013	(6.71)
53481500	AWWSC Services - Office Supplii	CF	9300008642	1/31/2013	1.39
53481500	AWWSC Services - Office Supplii	CF	9300008643	1/31/2013	(3.11)
53481500	AWWSC Services - Office Supplii	CF	9300008644	1/31/2013	(4.45)
53481500	AWWSC Services - Office Supplii	CF	9300008645	1/31/2013	7.49
53481500	AWWSC Services - Office Supplii	CF	9300008646	1/31/2013	(0.54)
53481500	AWWSC Services - Office Supplii	CF	9300008647	1/31/2013	10.83
53481500	AWWSC Services - Office Supplii	CF	9300008648	1/31/2013	14.50
53481500	AWWSC Services - Office Supplii	CF	9300008649	1/31/2013	0.61
53481500	AWWSC Services - Office Supplii	CF	9300008651	1/31/2013	(5.99)
53481500	AWWSC Services - Office Supplii	CF	9300008652	1/31/2013	(53.89)
53481500	AWWSC Services - Office Supplii	CF	9300008653	1/31/2013	(148.59)
53481500	AWWSC Services - Office Supplii	CF	9300008655	1/31/2013	160.60
53481500	AWWSC Services - Office Supplii	CF	9300008656	1/31/2013	0.26
53481500	AWWSC Services - Office Supplii	CF	9300008657	1/31/2013	4.73
53481500	AWWSC Services - Office Supplii	CF	9300008658	1/31/2013	18.24
53481500	AWWSC Services - Office Supplii	CF	9300008659	1/31/2013	(1.21)
53481500	AWWSC Services - Office Supplii	CF	9300008660	1/31/2013	10.02
53481500	AWWSC Services - Office Supplii	CF	9300008661	1/31/2013	2.38
53481500	AWWSC Services - Office Supplii	CF	9300008662	1/31/2013	(1.37)
53481500	AWWSC Services - Office Supplii	CF	9300008663	1/31/2013	0.05

## Kentucky American Water Company

Case No. 2012-00520

Response to PSC DR1, Item 31

Account	Description	Doc Type	Document Number	Posting Date	Amount
53481500	AWWSC Services - Office Supplii	CF	9300008664	1/31/2013	695.68
53481500	AWWSC Services - Office Supplii	CF	9300008665	1/31/2013	1.35
53481500	AWWSC Services - Office Supplii	CF	9300008666	1/31/2013	(12.20)
53481500	AWWSC Services - Office Supplii	CF	9300008667	1/31/2013	(1.01)
53481500	AWWSC Services - Office Supplii	CF	9300008668	1/31/2013	1.08
53481500	AWWSC Services - Office Supplii	CF	9300008669	1/31/2013	(2.89)
53481500	AWWSC Services - Office Supplii	CF	9300008670	1/31/2013	1,353.25
53481500	AWWSC Services - Office Supplii	CF	9300008671	1/31/2013	(4.81)
53481500	AWWSC Services - Office Supplii	CF	9300008672	1/31/2013	(5.17)
53481500	AWWSC Services - Office Supplii	CF	9300008673	1/31/2013	(74.63)
53481500	AWWSC Services - Office Supplii	CF	9300008674	1/31/2013	(2.74)
53481500	AWWSC Services - Office Supplii	CF	9300008675	1/31/2013	(30.28)
53481500	AWWSC Services - Office Supplii	CF	9300008676	1/31/2013	(23.85)
53481500	AWWSC Services - Office Supplii	CF	9300008677	1/31/2013	0.22
53481500	AWWSC Services - Office Supplii	CF	9300008678	1/31/2013	0.46
53481500	AWWSC Services - Office Supplii	CF	9300008679	1/31/2013	(0.29)
53481500	AWWSC Services - Office Supplii	CF	9300008680	1/31/2013	(88.90)
53481500	AWWSC Services - Office Supplii	CF	9300008681	1/31/2013	0.28
53481500	AWWSC Services - Office Supplii	CF	9300008682	1/31/2013	(0.39)
53481500	AWWSC Services - Office Supplii	CF	9300008683	1/31/2013	260.73
53481500	AWWSC Services - Office Supplii	CF	9300008685	1/31/2013	(19.80)
53481500	AWWSC Services - Office Supplii	CF	9300008686	1/31/2013	9.52
53481500	AWWSC Services - Office Supplii	CF	9300008687	1/31/2013	0.22
53481500	AWWSC Services - Office Supplii	CF	9300008688	1/31/2013	7.36
53481500	AWWSC Services - Office Supplii	CF	9300008689	1/31/2013	(10.52)
53481500	AWWSC Services - Office Supplii	CF	9300008690	1/31/2013	11.12
53481500	AWWSC Services - Office Supplii	CF	9300008691	1/31/2013	(114.27)
53481500	AWWSC Services - Office Supplii	CF	9300008692	1/31/2013	(15.10)
53481500	AWWSC Services - Office Supplii	CF	9300008693	1/31/2013	(17.59)
53481500	AWWSC Services - Office Supplii	CF	9300008694	1/31/2013	(22.66)
53481500	AWWSC Services - Office Supplii	CF	9300008695	1/31/2013	(5.13)
53481500	AWWSC Services - Office Supplii	CF	9300008696	1/31/2013	(5.13)
53481500	AWWSC Services - Office Supplii	CF	9300008697	1/31/2013	(31.90)
53481500	AWWSC Services - Office Supplii	CF	9300008698	1/31/2013	5.84
53481500	AWWSC Services - Office Supplii	CF	9300008703	1/31/2013	(8.65)
53481500	AWWSC Services - Office Supplii	CF	9300008704	1/31/2013	69.53
53481500	AWWSC Services - Office Supplii	CF	9300008705	1/31/2013	(0.05)
53481500	AWWSC Services - Office Supplii	CF	9300008706	1/31/2013	(0.02)
53481500	AWWSC Services - Office Supplii	CF	9300008708	1/31/2013	(0.15)
53481500	AWWSC Services - Office Supplii	CF	9300008709	1/31/2013	137.36
53481500	AWWSC Services - Office Supplii	CF	9300008710	1/31/2013	(0.02)
53481500	AWWSC Services - Office Supplii	CF	9300008711	1/31/2013	21.11
53481500	AWWSC Services - Office Supplii	CF	9300008713	1/31/2013	(0.42)
53481500	AWWSC Services - Office Supplii	CF	9300008714	1/31/2013	(1.44)
53481500	AWWSC Services - Office Supplii	CF	9300008716	1/31/2013	(7.92)
53481500	AWWSC Services - Office Supplii	CF	9300008717	1/31/2013	(0.49)
53481500	AWWSC Services - Office Supplii	CF	9300008718	1/31/2013	2.38
53481500	AWWSC Services - Office Supplii	CF	9300008719	1/31/2013	(0.08)
53481500	AWWSC Services - Office Supplii	CF	9300008720	1/31/2013	0.45
53481500	AWWSC Services - Office Supplii	CF	9300008721	1/31/2013	4.10
53481500	AWWSC Services - Office Supplii	CF	9300008722	1/31/2013	29.55
53481500	AWWSC Services - Office Supplii	CF	9300008723	1/31/2013	(10.65)
53481500	AWWSC Services - Office Supplii	CF	9300008724	1/31/2013	0.54

Kentucky American Water Company

Case No. 2012-00520

Response to PSC DR1, Item 31

Account	Description	Doc Type	Document Number	Posting Date	Amount
53481500	AWWSC Services - Office Supplii	CF	9300008725	1/31/2013	3.84
53481500	AWWSC Services - Office Supplii	CF	9300008726	1/31/2013	(5.26)
53481500	AWWSC Services - Office Supplii	CF	9300008727	1/31/2013	(50.23)
53481500	AWWSC Services - Office Supplii	CF	9300008728	1/31/2013	(0.85)
53481500	AWWSC Services - Office Supplii	CF	9300008729	1/31/2013	4.55
53481500	AWWSC Services - Office Supplii	CF	9300008730	1/31/2013	910.88
53481500	AWWSC Services - Office Supplii	CF	9300008731	1/31/2013	(2.64)
53481500	AWWSC Services - Office Supplii	CF	9300008732	1/31/2013	0.29
53481500	AWWSC Services - Office Supplii	CF	9300008733	1/31/2013	2.75
53481500	AWWSC Services - Office Supplii	CF	9300008734	1/31/2013	(2.40)
53481500	AWWSC Services - Office Supplii	CF	9300008735	1/31/2013	(0.43)
53481500	AWWSC Services - Office Supplii	CF	9300008736	1/31/2013	(5.61)
53481500	AWWSC Services - Office Supplii	CF	9300008737	1/31/2013	(122.28)
53481500	AWWSC Services - Office Supplii	CF	9300008739	1/31/2013	(4.26)
53481500	AWWSC Services - Office Supplii	CF	9300008740	1/31/2013	(15.42)
53481500	AWWSC Services - Office Supplii	CF	9300008741	1/31/2013	(12.57)
53481500	AWWSC Services - Office Supplii	CF	9300008749	1/31/2013	29.94
53481500	AWWSC Services - Office Supplii	CF	9300008750	1/31/2013	192.73
53481500	AWWSC Services - Office Supplii	CF	9300008752	1/31/2013	301.65
53481500	AWWSC Services - Office Supplii	CF	9300008754	1/31/2013	5.42
53481500	AWWSC Services - Office Supplii	CF	9300008805	1/31/2013	1,909.64
53481500	AWWSC Services - Office Supplii	CF	9300008806	1/31/2013	828.58
53481500	AWWSC Services - Office Supplii	CF	9300008878	1/31/2013	0.21
53481500	AWWSC Services - Office Supplii	CF	9300008879	1/31/2013	0.01
53481500	AWWSC Services - Office Supplii	CF	9300008881	1/31/2013	0.07
53481500	AWWSC Services - Office Supplii	CF	9300008882	1/31/2013	9.14
53481500	AWWSC Services - Office Supplii	CF	9300008883	1/31/2013	0.26
53481500	AWWSC Services - Office Supplii	CF	9300008884	1/31/2013	(0.83)
53481500	AWWSC Services - Office Supplii	CF	9300008885	1/31/2013	(0.01)
53481500	AWWSC Services - Office Supplii	CF	9300008886	1/31/2013	0.65
53481500	AWWSC Services - Office Supplii	CF	9300008887	1/31/2013	1.54
53481500	AWWSC Services - Office Supplii	CF	9300008888	1/31/2013	0.11
53481500	AWWSC Services - Office Supplii	CF	9300008890	1/31/2013	38.56
53481500	AWWSC Services - Office Supplii	CF	9300008891	1/31/2013	0.83
53481500	AWWSC Services - Office Supplii	CF	9300008892	1/31/2013	0.80
53481500	AWWSC Services - Office Supplii	CF	9300008893	1/31/2013	0.09
53481500	AWWSC Services - Office Supplii	CF	9300008894	1/31/2013	(0.02)
53481500	AWWSC Services - Office Supplii	CF	9300008895	1/31/2013	0.10
53481500	AWWSC Services - Office Supplii	CF	9300008897	1/31/2013	118.42
53481500	AWWSC Services - Office Supplii	CF	9300008898	1/31/2013	(13.99)
53481500	AWWSC Services - Office Supplii	CF	9300008899	1/31/2013	4.40
53481500	AWWSC Services - Office Supplii	CF	9300008901	1/31/2013	3.56
53481500	AWWSC Services - Office Supplii	CF	9300008902	1/31/2013	2.15
53481500	AWWSC Services - Office Supplii	CF	9300008903	1/31/2013	(0.02)
53481500	AWWSC Services - Office Supplii	CF	9300008904	1/31/2013	0.03
53481500	AWWSC Services - Office Supplii	CF	9300008907	1/31/2013	(0.01)
53481500	AWWSC Services - Office Supplii	CF	9300008908	1/31/2013	0.01
53481500	AWWSC Services - Office Supplii	CF	9300008910	1/31/2013	(0.01)
53481500	AWWSC Services - Office Supplii	CF	9300008916	1/31/2013	(30.65)
53481500	AWWSC Services - Office Supplii	CF	9300008923	1/31/2013	(18.37)
53481500	AWWSC Services - Office Supplii	CF	9300008930	1/31/2013	0.13
53481500	AWWSC Services - Office Supplii	CF	9300008938	1/31/2013	(122.34)
53481500	AWWSC Services - Office Supplii	CF	9300008948	1/31/2013	(332.80)

## Kentucky American Water Company

Case No. 2012-00520

Response to PSC DR1, Item 31

Account	Description	Doc Type	Document Number	Posting Date	Amount
53481500	AWWSC Services - Office Supplii	CF	9300008958	1/31/2013	(2.71)
53481500	AWWSC Services - Office Supplii	CF	9300008959	1/31/2013	(9.87)
53481500	AWWSC Services - Office Supplii	CF	9300008975	1/31/2013	2.78
53481500	AWWSC Services - Office Supplii	CF	9300008976	1/31/2013	15.75
53481500	AWWSC Services - Office Supplii	CF	9300008977	1/31/2013	(13.22)
53481500	AWWSC Services - Office Supplii	CF	9300008978	1/31/2013	(27.51)
53481500	AWWSC Services - Office Supplii	CF	9300008979	1/31/2013	24.23
53481500	AWWSC Services - Office Supplii	UT	9300009006	1/31/2013	(1,684.58)
53481500	AWWSC Services - Office Supplii	UT	9300009008	1/31/2013	(20.08)
53481500	AWWSC Services - Office Supplii	UT	9300009010	1/31/2013	(17.08)
53481700	AWWSC Services - Rents CAPX	UZ	2000000973	1/31/2013	(564.05)
53481700	AWWSC Services - Rents CAPX	UZ	2000000974	1/31/2013	(1,344.45)
53481700	AWWSC Services - Rents CAPX	UZ	2000000976	1/31/2013	(419.97)
53481700	AWWSC Services - Rents CAPX	CF	9300008491	1/31/2013	56.84
53481700	AWWSC Services - Rents CAPX	CF	9300008883	1/31/2013	81.23
53481700	AWWSC Services - Rents CAPX	CF	9300008894	1/31/2013	296.09
53481700	AWWSC Services - Rents CAPX	CF	9300008897	1/31/2013	1,009.45
53481700	AWWSC Services - Rents CAPX	CF	9300008902	1/31/2013	13.58
53481700	AWWSC Services - Rents CAPX	CF	9300008905	1/31/2013	2.21
53481700	AWWSC Services - Rents CAPX	CF	9300008907	1/31/2013	3.55
53481700	AWWSC Services - Rents CAPX	CF	9300008944	1/31/2013	1,847.57
53481700	AWWSC Services - Rents CAPX	CF	9300008977	1/31/2013	0.76
53481700	AWWSC Services - Rents CAPX	CF	9300008978	1/31/2013	158.61
53481700	AWWSC Services - Rents CAPX	CF	9300008979	1/31/2013	340.75
53481700	AWWSC Services - Rents CAPX	UT	9300009006	1/31/2013	(1,209.58)
53481700	AWWSC Services - Rents CAPX	UT	9300009008	1/31/2013	(147.26)
53481700	AWWSC Services - Rents CAPX	UT	9300009010	1/31/2013	(125.33)
53481900	AWWSC Services - Maint Supp	UZ	2000000976	1/31/2013	(61.04)
53481900	AWWSC Services - Maint Supp	CF	9300008903	1/31/2013	7.30
53481900	AWWSC Services - Maint Supp	CF	9300008904	1/31/2013	20.50
53481900	AWWSC Services - Maint Supp	CF	9300008905	1/31/2013	0.51
53481900	AWWSC Services - Maint Supp	CF	9300008907	1/31/2013	4.47
53481900	AWWSC Services - Maint Supp	CF	9300008908	1/31/2013	0.42
53481900	AWWSC Services - Maint Supp	CF	9300008909	1/31/2013	9.46
53481900	AWWSC Services - Maint Supp	CF	9300008910	1/31/2013	10.00
53481900	AWWSC Services - Maint Supp	CF	9300008911	1/31/2013	4.26
53481900	AWWSC Services - Maint Supp	CF	9300008912	1/31/2013	4.12
53482100	AWWSC Services - Other O&M	UZ	2000000971	1/31/2013	79.15
53482100	AWWSC Services - Other O&M	UZ	2000000973	1/31/2013	(363.44)
53482100	AWWSC Services - Other O&M	UZ	2000000974	1/31/2013	(1,024.49)
53482100	AWWSC Services - Other O&M	UZ	2000000975	1/31/2013	(18.73)
53482100	AWWSC Services - Other O&M	UZ	2000000976	1/31/2013	(533.19)
53482100	AWWSC Services - Other O&M	UZ	2000000985	1/31/2013	(31,145.52)
53482100	AWWSC Services - Other O&M	CF	9300008409	1/31/2013	1.71
53482100	AWWSC Services - Other O&M	CF	9300008516	1/31/2013	56.46
53482100	AWWSC Services - Other O&M	CF	9300008522	1/31/2013	0.60
53482100	AWWSC Services - Other O&M	CF	9300008528	1/31/2013	4.21
53482100	AWWSC Services - Other O&M	CF	9300008532	1/31/2013	24.92
53482100	AWWSC Services - Other O&M	CF	9300008533	1/31/2013	2.41
53482100	AWWSC Services - Other O&M	CF	9300008538	1/31/2013	0.85
53482100	AWWSC Services - Other O&M	CF	9300008541	1/31/2013	10.76
53482100	AWWSC Services - Other O&M	CF	9300008542	1/31/2013	0.62
53482100	AWWSC Services - Other O&M	CF	9300008548	1/31/2013	16,043.07

## Kentucky American Water Company

Case No. 2012-00520

Response to PSC DR1, Item 31

Account	Description	Doc Type	Document Number	Posting Date	Amount
53482100	AWWSC Services - Other O&M f CF		9300008549	1/31/2013	14,686.47
53482100	AWWSC Services - Other O&M f CF		9300008551	1/31/2013	35.49
53482100	AWWSC Services - Other O&M f CF		9300008552	1/31/2013	0.19
53482100	AWWSC Services - Other O&M f CF		9300008554	1/31/2013	0.19
53482100	AWWSC Services - Other O&M f CF		9300008565	1/31/2013	61.26
53482100	AWWSC Services - Other O&M f CF		9300008566	1/31/2013	0.27
53482100	AWWSC Services - Other O&M f CF		9300008569	1/31/2013	0.60
53482100	AWWSC Services - Other O&M f CF		9300008570	1/31/2013	47.64
53482100	AWWSC Services - Other O&M f CF		9300008578	1/31/2013	0.58
53482100	AWWSC Services - Other O&M f CF		9300008579	1/31/2013	(9.29)
53482100	AWWSC Services - Other O&M f CF		9300008581	1/31/2013	(108.88)
53482100	AWWSC Services - Other O&M f CF		9300008583	1/31/2013	2.37
53482100	AWWSC Services - Other O&M f CF		9300008598	1/31/2013	(12.90)
53482100	AWWSC Services - Other O&M f CF		9300008600	1/31/2013	(9.30)
53482100	AWWSC Services - Other O&M f CF		9300008603	1/31/2013	(0.34)
53482100	AWWSC Services - Other O&M f CF		9300008612	1/31/2013	32.74
53482100	AWWSC Services - Other O&M f CF		9300008613	1/31/2013	64.74
53482100	AWWSC Services - Other O&M f CF		9300008614	1/31/2013	1.75
53482100	AWWSC Services - Other O&M f CF		9300008616	1/31/2013	0.19
53482100	AWWSC Services - Other O&M f CF		9300008617	1/31/2013	33.99
53482100	AWWSC Services - Other O&M f CF		9300008624	1/31/2013	0.33
53482100	AWWSC Services - Other O&M f CF		9300008625	1/31/2013	(1.12)
53482100	AWWSC Services - Other O&M f CF		9300008626	1/31/2013	0.60
53482100	AWWSC Services - Other O&M f CF		9300008629	1/31/2013	0.19
53482100	AWWSC Services - Other O&M f CF		9300008630	1/31/2013	21.24
53482100	AWWSC Services - Other O&M f CF		9300008632	1/31/2013	1.54
53482100	AWWSC Services - Other O&M f CF		9300008640	1/31/2013	0.60
53482100	AWWSC Services - Other O&M f CF		9300008641	1/31/2013	3.50
53482100	AWWSC Services - Other O&M f CF		9300008645	1/31/2013	3.52
53482100	AWWSC Services - Other O&M f CF		9300008651	1/31/2013	(2.66)
53482100	AWWSC Services - Other O&M f CF		9300008654	1/31/2013	(9.30)
53482100	AWWSC Services - Other O&M f CF		9300008655	1/31/2013	0.44
53482100	AWWSC Services - Other O&M f CF		9300008664	1/31/2013	34.95
53482100	AWWSC Services - Other O&M f CF		9300008670	1/31/2013	12.81
53482100	AWWSC Services - Other O&M f CF		9300008683	1/31/2013	(86.38)
53482100	AWWSC Services - Other O&M f CF		9300008691	1/31/2013	3.46
53482100	AWWSC Services - Other O&M f CF		9300008698	1/31/2013	(13.99)
53482100	AWWSC Services - Other O&M f CF		9300008699	1/31/2013	(9.30)
53482100	AWWSC Services - Other O&M f CF		9300008709	1/31/2013	6.72
53482100	AWWSC Services - Other O&M f CF		9300008711	1/31/2013	5.54
53482100	AWWSC Services - Other O&M f CF		9300008730	1/31/2013	8.71
53482100	AWWSC Services - Other O&M f CF		9300008734	1/31/2013	44.73
53482100	AWWSC Services - Other O&M f CF		9300008737	1/31/2013	(0.56)
53482100	AWWSC Services - Other O&M f CF		9300008749	1/31/2013	137.55
53482100	AWWSC Services - Other O&M f CF		9300008750	1/31/2013	60.25
53482100	AWWSC Services - Other O&M f CF		9300008752	1/31/2013	151.54
53482100	AWWSC Services - Other O&M f CF		9300008753	1/31/2013	2.99
53482100	AWWSC Services - Other O&M f CF		9300008805	1/31/2013	83.80
53482100	AWWSC Services - Other O&M f CF		9300008806	1/31/2013	40.09
53482100	AWWSC Services - Other O&M f CF		9300008878	1/31/2013	2.70
53482100	AWWSC Services - Other O&M f CF		9300008879	1/31/2013	21.42
53482100	AWWSC Services - Other O&M f CF		9300008880	1/31/2013	2.77
53482100	AWWSC Services - Other O&M f CF		9300008881	1/31/2013	2.68



Kentucky American Water Company

Case No. 2012-00520

Response to PSC DR1, Item 31

Account	Description	Doc Type	Document Number	Posting Date	Amount
53482100	AWWSC Services - Other O&M fCF		9300008882	1/31/2013	17.01
53482100	AWWSC Services - Other O&M fCF		9300008883	1/31/2013	2.35
53482100	AWWSC Services - Other O&M fCF		9300008884	1/31/2013	1.62
53482100	AWWSC Services - Other O&M fCF		9300008885	1/31/2013	2.47
53482100	AWWSC Services - Other O&M fCF		9300008886	1/31/2013	4.13
53482100	AWWSC Services - Other O&M fCF		9300008887	1/31/2013	(3.81)
53482100	AWWSC Services - Other O&M fCF		9300008888	1/31/2013	9.59
53482100	AWWSC Services - Other O&M fCF		9300008889	1/31/2013	0.40
53482100	AWWSC Services - Other O&M fCF		9300008890	1/31/2013	87.87
53482100	AWWSC Services - Other O&M fCF		9300008891	1/31/2013	3.34
53482100	AWWSC Services - Other O&M fCF		9300008892	1/31/2013	(0.39)
53482100	AWWSC Services - Other O&M fCF		9300008893	1/31/2013	5.34
53482100	AWWSC Services - Other O&M fCF		9300008894	1/31/2013	3.66
53482100	AWWSC Services - Other O&M fCF		9300008895	1/31/2013	4.96
53482100	AWWSC Services - Other O&M fCF		9300008896	1/31/2013	408.75
53482100	AWWSC Services - Other O&M fCF		9300008897	1/31/2013	178.17
53482100	AWWSC Services - Other O&M fCF		9300008898	1/31/2013	225.76
53482100	AWWSC Services - Other O&M fCF		9300008899	1/31/2013	133.66
53482100	AWWSC Services - Other O&M fCF		9300008900	1/31/2013	51.24
53482100	AWWSC Services - Other O&M fCF		9300008901	1/31/2013	1.75
53482100	AWWSC Services - Other O&M fCF		9300008902	1/31/2013	5.70
53482100	AWWSC Services - Other O&M fCF		9300008903	1/31/2013	0.74
53482100	AWWSC Services - Other O&M fCF		9300008904	1/31/2013	0.05
53482100	AWWSC Services - Other O&M fCF		9300008905	1/31/2013	(3.74)
53482100	AWWSC Services - Other O&M fCF		9300008906	1/31/2013	0.11
53482100	AWWSC Services - Other O&M fCF		9300008907	1/31/2013	1.08
53482100	AWWSC Services - Other O&M fCF		9300008908	1/31/2013	0.46
53482100	AWWSC Services - Other O&M fCF		9300008909	1/31/2013	0.26
53482100	AWWSC Services - Other O&M fCF		9300008910	1/31/2013	0.36
53482100	AWWSC Services - Other O&M fCF		9300008911	1/31/2013	20.02
53482100	AWWSC Services - Other O&M fCF		9300008912	1/31/2013	0.44
53482100	AWWSC Services - Other O&M fCF		9300008915	1/31/2013	112.66
53482100	AWWSC Services - Other O&M fCF		9300008921	1/31/2013	46.38
53482100	AWWSC Services - Other O&M fCF		9300008922	1/31/2013	114.96
53482100	AWWSC Services - Other O&M fCF		9300008929	1/31/2013	111.18
53482100	AWWSC Services - Other O&M fCF		9300008937	1/31/2013	78.96
53482100	AWWSC Services - Other O&M fCF		9300008947	1/31/2013	913.43
53482100	AWWSC Services - Other O&M fCF		9300008957	1/31/2013	79.41
53482100	AWWSC Services - Other O&M fCF		9300008974	1/31/2013	15.41
53482100	AWWSC Services - Other O&M fCF		9300008976	1/31/2013	34.48
53482100	AWWSC Services - Other O&M fCF		9300008977	1/31/2013	40.44
53482100	AWWSC Services - Other O&M fCF		9300008978	1/31/2013	158.16
53482100	AWWSC Services - Other O&M fCF		9300008979	1/31/2013	38.52
53482100	AWWSC Services - Other O&M fUT		9300009006	1/31/2013	(1,309.55)
53482100	AWWSC Services - Other O&M fUT		9300009008	1/31/2013	(52.01)
53482100	AWWSC Services - Other O&M fUT		9300009010	1/31/2013	(44.29)
53482200	AWWSC Services - Depr & Amor UZ		2000000971	1/31/2013	(2,355.10)
53482200	AWWSC Services - Depr & Amor UZ		2000000973	1/31/2013	(55.55)
53482200	AWWSC Services - Depr & Amor UZ		2000000974	1/31/2013	(512.11)
53482200	AWWSC Services - Depr & Amor UZ		2000000975	1/31/2013	(1.13)
53482200	AWWSC Services - Depr & Amor UZ		2000000976	1/31/2013	(356.51)
53482200	AWWSC Services - Depr & Amor UZ		2000000985	1/31/2013	(3,525.71)
53482200	AWWSC Services - Depr & Amor CF		9300008592	1/31/2013	1,180.51

## Kentucky American Water Company

Case No. 2012-00520

Response to PSC DR1, Item 31

Account	Description	Doc Type	Document Number	Posting Date	Amount
53482200	AWWSC Services - Depr & Amor CF		9300008593	1/31/2013	1,167.65
53482200	AWWSC Services - Depr & Amor CF		9300008594	1/31/2013	1,177.55
53482200	AWWSC Services - Depr & Amor CF		9300008595	1/31/2013	1,177.55
53482200	AWWSC Services - Depr & Amor CF		9300008596	1/31/2013	1,177.55
53482200	AWWSC Services - Depr & Amor CF		9300008878	1/31/2013	2.95
53482200	AWWSC Services - Depr & Amor CF		9300008879	1/31/2013	17.46
53482200	AWWSC Services - Depr & Amor CF		9300008883	1/31/2013	69.42
53482200	AWWSC Services - Depr & Amor CF		9300008889	1/31/2013	1.01
53482200	AWWSC Services - Depr & Amor CF		9300008894	1/31/2013	44.06
53482200	AWWSC Services - Depr & Amor CF		9300008896	1/31/2013	34.16
53482200	AWWSC Services - Depr & Amor CF		9300008897	1/31/2013	276.64
53482200	AWWSC Services - Depr & Amor CF		9300008898	1/31/2013	239.43
53482200	AWWSC Services - Depr & Amor CF		9300008900	1/31/2013	137.50
53482200	AWWSC Services - Depr & Amor CF		9300008901	1/31/2013	0.02
53482200	AWWSC Services - Depr & Amor CF		9300008902	1/31/2013	10.86
53482200	AWWSC Services - Depr & Amor CF		9300008903	1/31/2013	10.24
53482200	AWWSC Services - Depr & Amor CF		9300008905	1/31/2013	152.05
53482200	AWWSC Services - Depr & Amor CF		9300008907	1/31/2013	2.59
53482200	AWWSC Services - Depr & Amor CF		9300008967	1/31/2013	445.59
53482200	AWWSC Services - Depr & Amor CF		9300008977	1/31/2013	16.87
53482200	AWWSC Services - Depr & Amor CF		9300008979	1/31/2013	188.21
53482200	AWWSC Services - Depr & Amor UT		9300009006	1/31/2013	(683.19)
53482200	AWWSC Services - Depr & Amor UT		9300009008	1/31/2013	(21.92)
53482200	AWWSC Services - Depr & Amor UT		9300009010	1/31/2013	(18.65)
53482300	AWWSC Services - General Tax UZ		2000000971	1/31/2013	(2,207.73)
53482300	AWWSC Services - General Tax UZ		2000000973	1/31/2013	(86.43)
53482300	AWWSC Services - General Tax UZ		2000000974	1/31/2013	(15.16)
53482300	AWWSC Services - General Tax UZ		2000000975	1/31/2013	(78.20)
53482300	AWWSC Services - General Tax UZ		2000000976	1/31/2013	(166.11)
53482300	AWWSC Services - General Tax UZ		2000000985	1/31/2013	(3,481.04)
53482300	AWWSC Services - General Tax CF		9300008492	1/31/2013	131.18
53482300	AWWSC Services - General Tax CF		9300008493	1/31/2013	1,119.33
53482300	AWWSC Services - General Tax CF		9300008494	1/31/2013	50.63
53482300	AWWSC Services - General Tax CF		9300008495	1/31/2013	(0.20)
53482300	AWWSC Services - General Tax CF		9300008496	1/31/2013	6.81
53482300	AWWSC Services - General Tax CF		9300008497	1/31/2013	261.09
53482300	AWWSC Services - General Tax CF		9300008498	1/31/2013	706.51
53482300	AWWSC Services - General Tax CF		9300008500	1/31/2013	1.83
53482300	AWWSC Services - General Tax CF		9300008501	1/31/2013	61.48
53482300	AWWSC Services - General Tax CF		9300008502	1/31/2013	100.04
53482300	AWWSC Services - General Tax CF		9300008503	1/31/2013	64.83
53482300	AWWSC Services - General Tax CF		9300008504	1/31/2013	20.63
53482300	AWWSC Services - General Tax CF		9300008505	1/31/2013	61.78
53482300	AWWSC Services - General Tax CF		9300008506	1/31/2013	310.65
53482300	AWWSC Services - General Tax CF		9300008507	1/31/2013	15.84
53482300	AWWSC Services - General Tax CF		9300008508	1/31/2013	(43.41)
53482300	AWWSC Services - General Tax CF		9300008509	1/31/2013	54.97
53482300	AWWSC Services - General Tax CF		9300008510	1/31/2013	10.28
53482300	AWWSC Services - General Tax CF		9300008511	1/31/2013	583.57
53482300	AWWSC Services - General Tax CF		9300008512	1/31/2013	10.93
53482300	AWWSC Services - General Tax CF		9300008513	1/31/2013	3.71
53482300	AWWSC Services - General Tax CF		9300008514	1/31/2013	12.87
53482300	AWWSC Services - General Tax CF		9300008515	1/31/2013	3.74

## Kentucky American Water Company

Case No. 2012-00520

Response to PSC DR1, Item 31

Account	Description	Doc Type	Document Number	Posting Date	Amount
53482300	AWWSC Services - General Tax	CF	9300008516	1/31/2013	192.57
53482300	AWWSC Services - General Tax	CF	9300008517	1/31/2013	29.79
53482300	AWWSC Services - General Tax	CF	9300008518	1/31/2013	8.81
53482300	AWWSC Services - General Tax	CF	9300008519	1/31/2013	8.92
53482300	AWWSC Services - General Tax	CF	9300008521	1/31/2013	24.49
53482300	AWWSC Services - General Tax	CF	9300008522	1/31/2013	46.01
53482300	AWWSC Services - General Tax	CF	9300008528	1/31/2013	77.80
53482300	AWWSC Services - General Tax	CF	9300008529	1/31/2013	0.83
53482300	AWWSC Services - General Tax	CF	9300008531	1/31/2013	(0.58)
53482300	AWWSC Services - General Tax	CF	9300008532	1/31/2013	569.44
53482300	AWWSC Services - General Tax	CF	9300008534	1/31/2013	26.46
53482300	AWWSC Services - General Tax	CF	9300008535	1/31/2013	2.43
53482300	AWWSC Services - General Tax	CF	9300008537	1/31/2013	3.65
53482300	AWWSC Services - General Tax	CF	9300008538	1/31/2013	3.67
53482300	AWWSC Services - General Tax	CF	9300008541	1/31/2013	3.66
53482300	AWWSC Services - General Tax	CF	9300008542	1/31/2013	38.45
53482300	AWWSC Services - General Tax	CF	9300008545	1/31/2013	(4.62)
53482300	AWWSC Services - General Tax	CF	9300008551	1/31/2013	0.97
53482300	AWWSC Services - General Tax	CF	9300008552	1/31/2013	7.77
53482300	AWWSC Services - General Tax	CF	9300008554	1/31/2013	6.33
53482300	AWWSC Services - General Tax	CF	9300008558	1/31/2013	32.81
53482300	AWWSC Services - General Tax	CF	9300008564	1/31/2013	0.70
53482300	AWWSC Services - General Tax	CF	9300008565	1/31/2013	430.65
53482300	AWWSC Services - General Tax	CF	9300008567	1/31/2013	0.53
53482300	AWWSC Services - General Tax	CF	9300008569	1/31/2013	46.24
53482300	AWWSC Services - General Tax	CF	9300008570	1/31/2013	1.24
53482300	AWWSC Services - General Tax	CF	9300008572	1/31/2013	(0.07)
53482300	AWWSC Services - General Tax	CF	9300008575	1/31/2013	78.64
53482300	AWWSC Services - General Tax	CF	9300008576	1/31/2013	14.12
53482300	AWWSC Services - General Tax	CF	9300008577	1/31/2013	46.22
53482300	AWWSC Services - General Tax	CF	9300008578	1/31/2013	46.00
53482300	AWWSC Services - General Tax	CF	9300008581	1/31/2013	41.66
53482300	AWWSC Services - General Tax	CF	9300008582	1/31/2013	(0.17)
53482300	AWWSC Services - General Tax	CF	9300008584	1/31/2013	0.07
53482300	AWWSC Services - General Tax	CF	9300008586	1/31/2013	23.58
53482300	AWWSC Services - General Tax	CF	9300008587	1/31/2013	7.81
53482300	AWWSC Services - General Tax	CF	9300008591	1/31/2013	35.49
53482300	AWWSC Services - General Tax	CF	9300008598	1/31/2013	55.76
53482300	AWWSC Services - General Tax	CF	9300008600	1/31/2013	54.64
53482300	AWWSC Services - General Tax	CF	9300008601	1/31/2013	14.37
53482300	AWWSC Services - General Tax	CF	9300008603	1/31/2013	134.72
53482300	AWWSC Services - General Tax	CF	9300008604	1/31/2013	19.43
53482300	AWWSC Services - General Tax	CF	9300008605	1/31/2013	22.52
53482300	AWWSC Services - General Tax	CF	9300008607	1/31/2013	22.22
53482300	AWWSC Services - General Tax	CF	9300008608	1/31/2013	12.30
53482300	AWWSC Services - General Tax	CF	9300008610	1/31/2013	(2.02)
53482300	AWWSC Services - General Tax	CF	9300008611	1/31/2013	(1.11)
53482300	AWWSC Services - General Tax	CF	9300008612	1/31/2013	0.96
53482300	AWWSC Services - General Tax	CF	9300008613	1/31/2013	0.96
53482300	AWWSC Services - General Tax	CF	9300008615	1/31/2013	4.09
53482300	AWWSC Services - General Tax	CF	9300008616	1/31/2013	14.09
53482300	AWWSC Services - General Tax	CF	9300008617	1/31/2013	13.42
53482300	AWWSC Services - General Tax	CF	9300008620	1/31/2013	52.05

Kentucky American Water Company

Case No. 2012-00520

Response to PSC DR1, Item 31

Account	Description	Doc Type	Document Number	Posting Date	Amount
53482300	AWWSC Services - General Tax	CF	9300008621	1/31/2013	36.52
53482300	AWWSC Services - General Tax	CF	9300008624	1/31/2013	100.14
53482300	AWWSC Services - General Tax	CF	9300008626	1/31/2013	46.16
53482300	AWWSC Services - General Tax	CF	9300008628	1/31/2013	15.84
53482300	AWWSC Services - General Tax	CF	9300008629	1/31/2013	72.89
53482300	AWWSC Services - General Tax	CF	9300008630	1/31/2013	586.87
53482300	AWWSC Services - General Tax	CF	9300008632	1/31/2013	14.31
53482300	AWWSC Services - General Tax	CF	9300008638	1/31/2013	11.63
53482300	AWWSC Services - General Tax	CF	9300008640	1/31/2013	46.09
53482300	AWWSC Services - General Tax	CF	9300008641	1/31/2013	46.45
53482300	AWWSC Services - General Tax	CF	9300008643	1/31/2013	12.57
53482300	AWWSC Services - General Tax	CF	9300008644	1/31/2013	0.07
53482300	AWWSC Services - General Tax	CF	9300008645	1/31/2013	72.25
53482300	AWWSC Services - General Tax	CF	9300008646	1/31/2013	(0.15)
53482300	AWWSC Services - General Tax	CF	9300008651	1/31/2013	12.99
53482300	AWWSC Services - General Tax	CF	9300008653	1/31/2013	(180.25)
53482300	AWWSC Services - General Tax	CF	9300008655	1/31/2013	114.20
53482300	AWWSC Services - General Tax	CF	9300008656	1/31/2013	0.14
53482300	AWWSC Services - General Tax	CF	9300008659	1/31/2013	9.85
53482300	AWWSC Services - General Tax	CF	9300008662	1/31/2013	8.70
53482300	AWWSC Services - General Tax	CF	9300008664	1/31/2013	0.98
53482300	AWWSC Services - General Tax	CF	9300008669	1/31/2013	24.49
53482300	AWWSC Services - General Tax	CF	9300008670	1/31/2013	496.68
53482300	AWWSC Services - General Tax	CF	9300008671	1/31/2013	41.44
53482300	AWWSC Services - General Tax	CF	9300008672	1/31/2013	50.91
53482300	AWWSC Services - General Tax	CF	9300008674	1/31/2013	(1.83)
53482300	AWWSC Services - General Tax	CF	9300008677	1/31/2013	14.14
53482300	AWWSC Services - General Tax	CF	9300008679	1/31/2013	2.89
53482300	AWWSC Services - General Tax	CF	9300008680	1/31/2013	33.09
53482300	AWWSC Services - General Tax	CF	9300008683	1/31/2013	2.70
53482300	AWWSC Services - General Tax	CF	9300008684	1/31/2013	0.97
53482300	AWWSC Services - General Tax	CF	9300008686	1/31/2013	34.24
53482300	AWWSC Services - General Tax	CF	9300008687	1/31/2013	14.14
53482300	AWWSC Services - General Tax	CF	9300008688	1/31/2013	8.91
53482300	AWWSC Services - General Tax	CF	9300008689	1/31/2013	99.50
53482300	AWWSC Services - General Tax	CF	9300008690	1/31/2013	100.24
53482300	AWWSC Services - General Tax	CF	9300008691	1/31/2013	35.06
53482300	AWWSC Services - General Tax	CF	9300008692	1/31/2013	14.14
53482300	AWWSC Services - General Tax	CF	9300008693	1/31/2013	14.14
53482300	AWWSC Services - General Tax	CF	9300008694	1/31/2013	14.14
53482300	AWWSC Services - General Tax	CF	9300008704	1/31/2013	78.32
53482300	AWWSC Services - General Tax	CF	9300008705	1/31/2013	1.30
53482300	AWWSC Services - General Tax	CF	9300008706	1/31/2013	1.65
53482300	AWWSC Services - General Tax	CF	9300008707	1/31/2013	0.42
53482300	AWWSC Services - General Tax	CF	9300008709	1/31/2013	114.88
53482300	AWWSC Services - General Tax	CF	9300008712	1/31/2013	3.58
53482300	AWWSC Services - General Tax	CF	9300008714	1/31/2013	0.47
53482300	AWWSC Services - General Tax	CF	9300008716	1/31/2013	169.71
53482300	AWWSC Services - General Tax	CF	9300008726	1/31/2013	31.35
53482300	AWWSC Services - General Tax	CF	9300008728	1/31/2013	(4.06)
53482300	AWWSC Services - General Tax	CF	9300008730	1/31/2013	161.53
53482300	AWWSC Services - General Tax	CF	9300008731	1/31/2013	(3.03)
53482300	AWWSC Services - General Tax	CF	9300008734	1/31/2013	13.12

## Kentucky American Water Company

Case No. 2012-00520

Response to PSC DR1, Item 31

Account	Description	Doc Type	Document Number	Posting Date	Amount
53482300	AWWSC Services - General Tax	CF	9300008735	1/31/2013	9.91
53482300	AWWSC Services - General Tax	CF	9300008736	1/31/2013	34.08
53482300	AWWSC Services - General Tax	CF	9300008749	1/31/2013	223.33
53482300	AWWSC Services - General Tax	CF	9300008750	1/31/2013	212.58
53482300	AWWSC Services - General Tax	CF	9300008751	1/31/2013	55.87
53482300	AWWSC Services - General Tax	CF	9300008752	1/31/2013	400.00
53482300	AWWSC Services - General Tax	CF	9300008753	1/31/2013	39.12
53482300	AWWSC Services - General Tax	CF	9300008754	1/31/2013	20.90
53482300	AWWSC Services - General Tax	CF	9300008755	1/31/2013	7.70
53482300	AWWSC Services - General Tax	CF	9300008805	1/31/2013	757.51
53482300	AWWSC Services - General Tax	CF	9300008806	1/31/2013	211.59
53482300	AWWSC Services - General Tax	CF	9300008807	1/31/2013	179.48
53482300	AWWSC Services - General Tax	CF	9300008878	1/31/2013	0.03
53482300	AWWSC Services - General Tax	CF	9300008879	1/31/2013	12.73
53482300	AWWSC Services - General Tax	CF	9300008880	1/31/2013	1.48
53482300	AWWSC Services - General Tax	CF	9300008881	1/31/2013	0.61
53482300	AWWSC Services - General Tax	CF	9300008882	1/31/2013	0.94
53482300	AWWSC Services - General Tax	CF	9300008883	1/31/2013	0.39
53482300	AWWSC Services - General Tax	CF	9300008884	1/31/2013	0.72
53482300	AWWSC Services - General Tax	CF	9300008885	1/31/2013	0.83
53482300	AWWSC Services - General Tax	CF	9300008886	1/31/2013	1.65
53482300	AWWSC Services - General Tax	CF	9300008887	1/31/2013	1.21
53482300	AWWSC Services - General Tax	CF	9300008888	1/31/2013	0.77
53482300	AWWSC Services - General Tax	CF	9300008889	1/31/2013	2.07
53482300	AWWSC Services - General Tax	CF	9300008890	1/31/2013	7.26
53482300	AWWSC Services - General Tax	CF	9300008892	1/31/2013	1.53
53482300	AWWSC Services - General Tax	CF	9300008893	1/31/2013	1.53
53482300	AWWSC Services - General Tax	CF	9300008894	1/31/2013	7.55
53482300	AWWSC Services - General Tax	CF	9300008895	1/31/2013	1.28
53482300	AWWSC Services - General Tax	CF	9300008896	1/31/2013	36.56
53482300	AWWSC Services - General Tax	CF	9300008897	1/31/2013	0.18
53482300	AWWSC Services - General Tax	CF	9300008898	1/31/2013	14.25
53482300	AWWSC Services - General Tax	CF	9300008899	1/31/2013	74.59
53482300	AWWSC Services - General Tax	CF	9300008900	1/31/2013	33.13
53482300	AWWSC Services - General Tax	CF	9300008902	1/31/2013	0.86
53482300	AWWSC Services - General Tax	CF	9300008903	1/31/2013	0.09
53482300	AWWSC Services - General Tax	CF	9300008904	1/31/2013	0.23
53482300	AWWSC Services - General Tax	CF	9300008908	1/31/2013	0.04
53482300	AWWSC Services - General Tax	CF	9300008909	1/31/2013	0.09
53482300	AWWSC Services - General Tax	CF	9300008910	1/31/2013	0.02
53482300	AWWSC Services - General Tax	CF	9300008912	1/31/2013	(0.05)
53482300	AWWSC Services - General Tax	CF	9300008920	1/31/2013	6.79
53482300	AWWSC Services - General Tax	CF	9300008928	1/31/2013	265.87
53482300	AWWSC Services - General Tax	CF	9300008935	1/31/2013	1.36
53482300	AWWSC Services - General Tax	CF	9300008936	1/31/2013	267.06
53482300	AWWSC Services - General Tax	CF	9300008943	1/31/2013	44.95
53482300	AWWSC Services - General Tax	CF	9300008955	1/31/2013	9.11
53482300	AWWSC Services - General Tax	CF	9300008956	1/31/2013	0.42
53482300	AWWSC Services - General Tax	CF	9300008966	1/31/2013	(409.10)
53482300	AWWSC Services - General Tax	CF	9300008973	1/31/2013	87.17
53482300	AWWSC Services - General Tax	CF	9300008976	1/31/2013	7.64
53482300	AWWSC Services - General Tax	CF	9300008977	1/31/2013	19.14
53482300	AWWSC Services - General Tax	CF	9300008978	1/31/2013	40.36

## Kentucky American Water Company

Case No. 2012-00520

Response to PSC DR1, Item 31

Account	Description	Doc Type	Document Number	Posting Date	Amount
53482300	AWWSC Services - General Tax	CF	9300008979	1/31/2013	0.71
53482300	AWWSC Services - General Tax	UT	9300009006	1/31/2013	(4,620.58)
53482300	AWWSC Services - General Tax	UT	9300009008	1/31/2013	(270.62)
53482300	AWWSC Services - General Tax	UT	9300009010	1/31/2013	(187.59)
53482400	AWWSC Services - Net Interest	U	2000000973	1/31/2013	(190.89)
53482400	AWWSC Services - Net Interest	U	2000000974	1/31/2013	(534.85)
53482400	AWWSC Services - Net Interest	U	2000000976	1/31/2013	(109.55)
53482400	AWWSC Services - Net Interest	CF	9300008880	1/31/2013	5.35
53482400	AWWSC Services - Net Interest	CF	9300008881	1/31/2013	23.28
53482400	AWWSC Services - Net Interest	CF	9300008889	1/31/2013	0.02
53482400	AWWSC Services - Net Interest	CF	9300008894	1/31/2013	27.87
53482400	AWWSC Services - Net Interest	CF	9300008897	1/31/2013	187.21
53482400	AWWSC Services - Net Interest	CF	9300008898	1/31/2013	2.21
53482400	AWWSC Services - Net Interest	CF	9300008899	1/31/2013	2.17
53482400	AWWSC Services - Net Interest	CF	9300008900	1/31/2013	10.78
53482400	AWWSC Services - Net Interest	CF	9300008902	1/31/2013	0.10
53482400	AWWSC Services - Net Interest	CF	9300008903	1/31/2013	0.76
53482400	AWWSC Services - Net Interest	CF	9300008905	1/31/2013	1.20
53482400	AWWSC Services - Net Interest	CF	9300008907	1/31/2013	0.01
53482400	AWWSC Services - Net Interest	CF	9300008954	1/31/2013	733.84
53482400	AWWSC Services - Net Interest	CF	9300008964	1/31/2013	8.65
53482400	AWWSC Services - Net Interest	CF	9300008978	1/31/2013	28.36
53482400	AWWSC Services - Net Interest	UT	9300009006	1/31/2013	(170.86)
53482400	AWWSC Services - Net Interest	UT	9300009008	1/31/2013	(13.86)
53482400	AWWSC Services - Net Interest	UT	9300009010	1/31/2013	(11.80)
53482500	AWWSC Services - Other Inc &	U	2000000973	1/31/2013	(27.36)
53482500	AWWSC Services - Other Inc &	U	2000000974	1/31/2013	(119.62)
53482500	AWWSC Services - Other Inc &	U	2000000975	1/31/2013	(3.73)
53482500	AWWSC Services - Other Inc &	U	2000000976	1/31/2013	(129.86)
53482500	AWWSC Services - Other Inc &	CF	9300008878	1/31/2013	1.85
53482500	AWWSC Services - Other Inc &	CF	9300008879	1/31/2013	2.37
53482500	AWWSC Services - Other Inc &	CF	9300008880	1/31/2013	4.25
53482500	AWWSC Services - Other Inc &	CF	9300008881	1/31/2013	3.52
53482500	AWWSC Services - Other Inc &	CF	9300008883	1/31/2013	0.84
53482500	AWWSC Services - Other Inc &	CF	9300008884	1/31/2013	0.93
53482500	AWWSC Services - Other Inc &	CF	9300008885	1/31/2013	3.54
53482500	AWWSC Services - Other Inc &	CF	9300008886	1/31/2013	3.66
53482500	AWWSC Services - Other Inc &	CF	9300008887	1/31/2013	0.73
53482500	AWWSC Services - Other Inc &	CF	9300008889	1/31/2013	0.14
53482500	AWWSC Services - Other Inc &	CF	9300008893	1/31/2013	0.73
53482500	AWWSC Services - Other Inc &	CF	9300008894	1/31/2013	1.55
53482500	AWWSC Services - Other Inc &	CF	9300008895	1/31/2013	1.16
53482500	AWWSC Services - Other Inc &	CF	9300008900	1/31/2013	78.72
53482500	AWWSC Services - Other Inc &	CF	9300008904	1/31/2013	0.94
53482500	AWWSC Services - Other Inc &	CF	9300008919	1/31/2013	70.75
53482500	AWWSC Services - Other Inc &	CF	9300008965	1/31/2013	11.32
53482500	AWWSC Services - Other Inc &	CF	9300008972	1/31/2013	162.26
53482500	AWWSC Services - Other Inc &	CF	9300008977	1/31/2013	0.01
53482500	AWWSC Services - Other Inc &	CF	9300008978	1/31/2013	8.81
53482500	AWWSC Services - Other Inc &	CF	9300008979	1/31/2013	2.32
53482500	AWWSC Services - Other Inc &	UT	9300009006	1/31/2013	(76.66)
53482500	AWWSC Services - Other Inc &	UT	9300009008	1/31/2013	(1.72)
53482500	AWWSC Services - Other Inc &	UT	9300009010	1/31/2013	(1.45)

## Kentucky American Water Company

Case No. 2012-00520

Response to PSC DR1, Item 31

Account	Description	Doc Type	Document Number	Posting Date	Amount
53482600	AWWSC Services - Income Tax: UZ		200000974	1/31/2013	(1.38)
53482600	AWWSC Services - Income Tax: CF		9300008880	1/31/2013	24.39
53482600	AWWSC Services - Income Tax: UT		9300009006	1/31/2013	(23.01)
54110000	Rents-Real Prop	CS	9300007829	1/31/2013	(600.00)
54110014	Rents-Real Prop TD	CS	9300007829	1/31/2013	600.00
54140000	Rents-Equip	CS	9300007863	1/31/2013	850.79
54140000	Rents-Equip	CS	9300007869	1/31/2013	1,069.91
54140000	Rents-Equip	CS	9300007871	1/31/2013	140.19
54140000	Rents-Equip	CS	9300007873	1/31/2013	1,943.92
54140000	Rents-Equip	CS	9300007884	1/31/2013	1,945.27
54140000	Rents-Equip	CS	9300008103	1/31/2013	(210.28)
54140000	Rents-Equip	CS	9300008111	1/31/2013	(152.25)
54140014	Rents-Equip TD	CS	9300008111	1/31/2013	152.25
54140016	Rents-Equip AG	CS	9300007863	1/31/2013	(850.79)
54140016	Rents-Equip AG	CS	9300007869	1/31/2013	(1,069.91)
54140016	Rents-Equip AG	CS	9300007871	1/31/2013	(140.19)
54140016	Rents-Equip AG	CS	9300007873	1/31/2013	(1,943.92)
54140016	Rents-Equip AG	CS	9300007884	1/31/2013	(1,945.27)
54140016	Rents-Equip AG	CS	9300008103	1/31/2013	210.28
55000000	Transportation (O&M)	SA	100003286	1/31/2013	(18.70)
55000000	Transportation (O&M)	CS	9300007829	1/31/2013	(368.89)
55000000	Transportation (O&M)	CS	9300007878	1/31/2013	(918.53)
55000000	Transportation (O&M)	CS	9300007887	1/31/2013	(42.38)
55000000	Transportation (O&M)	CS	9300007898	1/31/2013	(368.28)
55000000	Transportation (O&M)	CS	9300007923	1/31/2013	(11.16)
55000000	Transportation (O&M)	CS	9300008043	1/31/2013	46.28
55000000	Transportation (O&M)	CS	9300008056	1/31/2013	(143.19)
55000000	Transportation (O&M)	CS	9300008103	1/31/2013	(179.88)
55000013	Trans Oper WT	CS	9300007923	1/31/2013	11.16
55000013	Trans Oper WT	CS	9300008043	1/31/2013	(46.28)
55000014	Trans Oper TD	CS	9300007829	1/31/2013	368.89
55000014	Trans Oper TD	CS	9300008056	1/31/2013	143.19
55000016	Trans Oper AG	CS	9300007878	1/31/2013	918.53
55000016	Trans Oper AG	CS	9300007887	1/31/2013	42.38
55000016	Trans Oper AG	CS	9300008103	1/31/2013	179.88
55000024	Trans Maint TD	CS	9300007898	1/31/2013	368.28
55000100	Trans Cap Credits	UZ	2000000935	1/31/2013	24.62
55000100	Trans Cap Credits	UZ	2000000937	1/31/2013	18.70
55000100	Trans Cap Credits	UZ	2000000962	1/31/2013	18.70
55000100	Trans Cap Credits	UZ	2000000996	1/31/2013	(203.02)
55000100	Trans Cap Credits	UZ	2000000997	1/31/2013	(35.04)
55000100	Trans Cap Credits	UT	9300008154	1/31/2013	(19.17)
55000100	Trans Cap Credits	CS	9300008156	1/31/2013	(533.21)
55000100	Trans Cap Credits	UT	9300008157	1/31/2013	(2,800.55)
55000100	Trans Cap Credits	UT	9300008158	1/31/2013	(31.80)
55000100	Trans Cap Credits	UT	9300009164	1/31/2013	(0.67)
55000100	Trans Cap Credits	CS	9300009165	1/31/2013	(18.63)
55000100	Trans Cap Credits	UT	9300009166	1/31/2013	(97.95)
55000100	Trans Cap Credits	UT	9300009167	1/31/2013	(1.11)
55010100	Trans Lease Costs	SV	100003381	1/31/2013	1,518.90
55010200	Trans Lease Fuel	SV	100003379	1/31/2013	8,464.87
55010200	Trans Lease Fuel	SV	100003381	1/31/2013	93,311.88
55010200	Trans Lease Fuel	SV	100003383	1/31/2013	30,393.01

## Kentucky American Water Company

Case No. 2012-00520

Response to PSC DR1, Item 31

Account	Description	Doc Type	Document Number	Posting Date	Amount
55010200	Trans Lease Fuel	SV	100003424	1/31/2013	(27,629.71)
55010300	Trans Lease Maint	SA	100003310	1/31/2013	1,510.00
55010300	Trans Lease Maint	SV	100003381	1/31/2013	51,338.64
55010300	Trans Lease Maint	SV	100003383	1/31/2013	14,895.82
55010300	Trans Lease Maint	SV	100003424	1/31/2013	(12,537.07)
55010300	Trans Lease Maint	SV	100003440	1/31/2013	410.16
55010500	Trans Reimb EE Prsnl	UT	9300008157	1/31/2013	(4.53)
55110000	Ins Vehicle	SA	100003457	1/31/2013	2,271.21
55710000	Ins General Liabilty	SA	100003367	1/31/2013	412.95
55710000	Ins General Liabilty	SA	100003443	1/31/2013	209.59
55710000	Ins General Liabilty	SA	100003444	1/31/2013	231.37
55710000	Ins General Liabilty	SA	100003448	1/31/2013	146.85
55710000	Ins General Liabilty	SA	100003449	1/31/2013	532.99
55710000	Ins General Liabilty	SA	100003452	1/31/2013	18,881.79
55710000	Ins General Liabilty	SA	100003455	1/31/2013	4,373.14
55710000	Ins General Liabilty	SA	100003456	1/31/2013	777.65
55710000	Ins General Liabilty	SA	100003508	1/31/2013	737.87
55720000	Ins Work Comp	SA	100003286	1/31/2013	(6.51)
55720000	Ins Work Comp	SA	100003453	1/31/2013	15,091.47
55720100	Ins W/C Cap Credits	UZ	2000000935	1/31/2013	8.57
55720100	Ins W/C Cap Credits	UZ	2000000937	1/31/2013	6.51
55720100	Ins W/C Cap Credits	UZ	2000000962	1/31/2013	6.51
55720100	Ins W/C Cap Credits	UZ	2000000996	1/31/2013	332.84
55720100	Ins W/C Cap Credits	UZ	2000000997	1/31/2013	29.04
55720100	Ins W/C Cap Credits	UT	9300008154	1/31/2013	(6.68)
55720100	Ins W/C Cap Credits	CS	9300008156	1/31/2013	(185.71)
55720100	Ins W/C Cap Credits	UT	9300008157	1/31/2013	(975.62)
55720100	Ins W/C Cap Credits	UT	9300008158	1/31/2013	(11.07)
55720100	Ins W/C Cap Credits	UT	9300009164	1/31/2013	1.02
55720100	Ins W/C Cap Credits	CS	9300009165	1/31/2013	28.38
55720100	Ins W/C Cap Credits	UT	9300009166	1/31/2013	148.89
55720100	Ins W/C Cap Credits	UT	9300009167	1/31/2013	1.69
55730000	Ins Other	SA	100003427	1/31/2013	8.82
55730000	Ins Other	SA	100003445	1/31/2013	39.60
55730000	Ins Other	SA	100003447	1/31/2013	55.35
55730000	Ins Other	SA	100003451	1/31/2013	503.87
55730000	Ins Other	SA	100003458	1/31/2013	11,972.60
55730000	Ins Other	SA	100003484	1/31/2013	283.65
55730000	Ins Other	SA	100003521	1/31/2013	503.87
55730000	Ins Other	SA	100003525	1/31/2013	(503.87)
56610000	Reg Exp-Amort	UT	9300008153	1/31/2013	16,565.87
56620000	Reg Exp-Depr Stdy	SR	9600000144	1/31/2013	561.46
56620000	Reg Exp-Depr Stdy	SR	9600000145	1/31/2013	617.21
57010000	Uncoll Accts Exp	SA	100003474	1/31/2013	7,920.88
57010000	Uncoll Accts Exp	SA	100003483	1/31/2013	23,584.38
57010000	Uncoll Accts Exp	CS	9300007852	1/31/2013	4,188.20
57010000	Uncoll Accts Exp	CS	9300008072	1/31/2013	(1,373.42)
57010000	Uncoll Accts Exp	CS	9300008184	1/31/2013	(42,374.51)
57010000	Uncoll Accts Exp	CS	9300008254	1/31/2013	(79.24)
57010000	Uncoll Accts Exp	CS	9300009030	1/31/2013	(23,584.38)
57010000	Uncoll Accts Exp	CS	9300009036	1/31/2013	(7,920.88)
57010000	Uncoll Accts Exp	ZA	9400001964	1/31/2013	79.24
57010015	Uncoll Accts Exp CA	CS	9300007852	1/31/2013	(4,188.20)



## Kentucky American Water Company

Case No. 2012-00520

Response to PSC DR1, Item 31

Account	Description	Doc Type	Document Number	Posting Date	Amount
57010015	Uncoll Accts Exp CA	CS	9300008072	1/31/2013	1,373.42
57010015	Uncoll Accts Exp CA	CS	9300008184	1/31/2013	42,374.51
57010015	Uncoll Accts Exp CA	CS	9300008254	1/31/2013	79.24
57010015	Uncoll Accts Exp CA	CS	9300009030	1/31/2013	23,584.38
57010016	Uncoll Accts Exp AG	CS	9300009036	1/31/2013	7,920.88
62002100	M&S Maint SS	CS	9300007889	1/31/2013	358.66
62002100	M&S Maint SS	CS	9300008164	1/31/2013	303.51
62002300	M&S Maint WT	CS	9300007792	1/31/2013	17,667.36
62002300	M&S Maint WT	CS	9300007890	1/31/2013	559.12
62002300	M&S Maint WT	CS	9300007891	1/31/2013	222.60
62002300	M&S Maint WT	CS	9300007892	1/31/2013	(13,993.25)
62002300	M&S Maint WT	CS	9300007894	1/31/2013	1,952.50
62002300	M&S Maint WT	CS	9300007926	1/31/2013	4,841.22
62002300	M&S Maint WT	CS	9300008031	1/31/2013	14,141.05
62002300	M&S Maint WT	CS	9300008107	1/31/2013	1,614.57
62002300	M&S Maint WT	CS	9300008132	1/31/2013	69.94
62002300	M&S Maint WT	CS	9300008165	1/31/2013	(438.38)
62002300	M&S Maint WT	CS	9300008199	1/31/2013	741.58
62002300	M&S Maint WT	CS	9300008202	1/31/2013	23,259.37
62002300	M&S Maint WT	CS	9300008279	1/31/2013	(975.87)
62002300	M&S Maint WT	CS	9300009012	1/31/2013	4,800.00
62002300	M&S Maint WT	CS	9300009023	1/31/2013	3,157.81
62002400	M&S Maint TD	CS	9300007897	1/31/2013	452.45
62002400	M&S Maint TD	CS	9300007898	1/31/2013	1,564.89
62002400	M&S Maint TD	CS	9300007900	1/31/2013	584.72
62002400	M&S Maint TD	CS	9300007903	1/31/2013	4,846.54
62002400	M&S Maint TD	CS	9300008110	1/31/2013	2,455.12
62002400	M&S Maint TD	CS	9300008111	1/31/2013	28.40
62002400	M&S Maint TD	CS	9300008204	1/31/2013	(1,002.73)
62002400	M&S Maint TD	CS	9300008281	1/31/2013	10,911.21
62002600	M&S Maint AG	CS	9300009035	1/31/2013	1,878.56
62502300	Misc Maint WT	CS	9300007792	1/31/2013	1,281.64
62502400	Misc Maint TD	CS	9300007900	1/31/2013	1,324.40
62502400	Misc Maint TD	CS	9300007902	1/31/2013	146.13
62502400	Misc Maint TD	CS	9300007903	1/31/2013	25.39
62502400	Misc Maint TD	CS	9300008203	1/31/2013	69.45
62502400	Misc Maint TD	CS	9300008204	1/31/2013	4,805.89
62502600	Misc Maint AG	CS	9300007922	1/31/2013	2,078.91
62502600	Misc Maint AG	CS	9300008127	1/31/2013	308.78
62502600	Misc Maint AG	CS	9300009035	1/31/2013	8,063.19
62510000	Amort Def Maint	UT	9300008215	1/31/2013	4,145.22
62510000	Amort Def Maint	UT	9300008216	1/31/2013	5,260.36
62510000	Amort Def Maint	UT	9300008217	1/31/2013	3,019.97
62510000	Amort Def Maint	UT	9300008218	1/31/2013	416.66
62510000	Amort Def Maint	UT	9300008219	1/31/2013	1,469.26
62510000	Amort Def Maint	UT	9300008220	1/31/2013	2,149.90
62510000	Amort Def Maint	UT	9300008221	1/31/2013	148.44
62510000	Amort Def Maint	UT	9300008222	1/31/2013	382.23
62510000	Amort Def Maint	UT	9300008223	1/31/2013	276.13
62510000	Amort Def Maint	UT	9300008224	1/31/2013	1,800.99
62510000	Amort Def Maint	UT	9300008225	1/31/2013	7,172.91
62510000	Amort Def Maint	UT	9300008226	1/31/2013	189.97
62510000	Amort Def Maint	UT	9300008227	1/31/2013	2,238.71

Kentucky American Water Company  
Case No. 2012-00520  
Response to PSC DR1, Item 31

Account	Description	Doc Type	Document Number	Posting Date	Amount
62510000	Amort Def Maint	UT	9300008228	1/31/2013	619.56
62510000	Amort Def Maint	UT	9300008229	1/31/2013	809.76
62510000	Amort Def Maint	UT	9300008231	1/31/2013	3,602.57
62510000	Amort Def Maint	CS	9300008278	1/31/2013	(9,679.16)
62510000	Amort Def Maint	CS	9300008280	1/31/2013	(809.76)
62510000	Amort Def Maint	CS	9300008281	1/31/2013	(17,953.36)
62510000	Amort Def Maint	CS	9300008282	1/31/2013	(5,260.36)
62512300	Amort Def Maint WT	CS	9300008278	1/31/2013	9,679.16
62512400	Amort Def Maint TD	CS	9300008280	1/31/2013	809.76
62512400	Amort Def Maint TD	CS	9300008281	1/31/2013	17,953.36
62512400	Amort Def Maint TD	CS	9300008282	1/31/2013	5,260.36
62520700	Misc Main Pvg/Bckfill	SV	100003401	1/31/2013	12,000.00
63150023	Contr Svc-Maint WT	CS	9300008165	1/31/2013	1,362.38
63150023	Contr Svc-Maint WT	CS	9300008200	1/31/2013	908.25
63150023	Contr Svc-Maint WT	CS	9300008201	1/31/2013	3,178.88
63150023	Contr Svc-Maint WT	CS	9300008209	1/31/2013	3,178.90
63150024	Contr Svc-Maint TD	CS	9300008111	1/31/2013	(2,227.53)
63150026	Contr Svc-Maint AG	CS	9300007922	1/31/2013	3,169.43
63150026	Contr Svc-Maint AG	CS	9300008127	1/31/2013	497.26
63150026	Contr Svc-Maint AG	CS	9300008206	1/31/2013	132.32
63150026	Contr Svc-Maint AG	CS	9300008283	1/31/2013	104.10
68011000	Depr -UPIS General	UD	2000000933	1/31/2013	1,039,942.33
68011000	Depr -UPIS General	SQ	9600000157	1/31/2013	(26,781.46)
68012000	Depr -Amort CIAC Tx	UD	2000000933	1/31/2013	(13,660.93)
68012500	Depr-Amort CIAC Nntx	UD	2000000933	1/31/2013	(70,117.70)
68254000	Amort-RegAsset AFUDC	SQ	9600000162	1/31/2013	12,545.74
68255000	Amort-UPAA	SQ	9600000158	1/31/2013	697.33
68255000	Amort-UPAA	SQ	9600000160	1/31/2013	16.06
68257000	Amort-Prop Losses	SR	9600000151	1/31/2013	4,756.67
68258000	Amort-Reg Asset	SQ	9600000161	1/31/2013	575.00
68311000	Rem Costs-ARO/NNS	UD	2000000933	1/31/2013	173,408.62
68312000	Rmv Csts-NNS CIAC Tx	UD	2000000933	1/31/2013	(9,885.15)
68312500	Rmv Csts-NNS CIAC NT	UD	2000000933	1/31/2013	(31,122.54)
68532000	FUTA	SA	100003502	1/31/2013	3,455.85
68533000	FICA	SA	100003286	1/31/2013	(19.72)
68533000	FICA	SV	100003352	1/31/2013	28,779.00
68533100	FICA Cap Credits	UZ	2000000937	1/31/2013	19.72
68533100	FICA Cap Credits	UT	9300008154	1/31/2013	(20.21)
68533100	FICA Cap Credits	CS	9300008156	1/31/2013	(536.40)
68533100	FICA Cap Credits	UT	9300008157	1/31/2013	(2,886.70)
68533100	FICA Cap Credits	UT	9300008158	1/31/2013	(33.53)
68535000	SUTA	SA	100003502	1/31/2013	(3,455.85)
68535100	SUTA Cap Credits	UT	9300008154	1/31/2013	(6.91)
68535100	SUTA Cap Credits	CS	9300008156	1/31/2013	(146.11)
68535100	SUTA Cap Credits	UT	9300008157	1/31/2013	(965.13)
68535100	SUTA Cap Credits	UT	9300008158	1/31/2013	(10.05)
69011000	FIT-Current	SJ	100003562	1/31/2013	246,393.67
69021000	SIT-Current	SJ	100003562	1/31/2013	44,935.02
69031000	FIT-Oth Inc&Ded CY	SJ	100003562	1/31/2013	1,668.03
69041000	SIT-Oth Inc&Ded CY	SJ	100003562	1/31/2013	304.20
69065000	Def FIT-Other	SJ	100003562	1/31/2013	96,241.18
69073500	Def SIT-Other	SJ	100003562	1/31/2013	17,551.57
70510000	AFUDC-Equity	UI	2000000958	1/31/2013	715.58

## Kentucky American Water Company

Case No. 2012-00520

Response to PSC DR1, Item 31

Account	Description	Doc Type	Document Number	Posting Date	Amount
70510000	AFUDC-Equity	UI	2000000959	1/31/2013	(22,522.09)
70510000	AFUDC-Equity	UZ	2000000960	1/31/2013	(34,249.19)
71521000	M&J Expenses	CS	9300008156	1/31/2013	13,648.86
71521000	M&J Expenses	CS	9300008230	1/31/2013	36.60
71521000	M&J Expenses	CS	9300009165	1/31/2013	(430.36)
72801100	Adv Receipt Non-Services Cleari	UZ	2000000941	1/31/2013	3,704.00
72801300	Adv Refund Non-Services Cleari	UZ	2000000941	1/31/2013	5,168.80
72802000	CIAC Receipt Services Clearing	UZ	2000000941	1/31/2013	(1,634.00)
72802100	CIAC Receipt Non-Services Clear	UZ	2000000941	1/31/2013	(7,238.80)
72802100	CIAC Receipt Non-Services Clear	UZ	2000000943	1/31/2013	11,438.00
72802100	CIAC Receipt Non-Services Clear	DR	4000007324	1/31/2013	(8,987.00)
72802100	CIAC Receipt Non-Services Clear	DR	4000007335	1/31/2013	(2,451.00)
72803000	Salvage/Scrap Receipt Clearing	SA	100003310	1/31/2013	(1,510.00)
72803000	Salvage/Scrap Receipt Clearing	UZ	2000000951	1/31/2013	1,510.00
75510000	Amort UPAA	SQ	9600000159	1/31/2013	(35.38)
75840000	Lobbying Expenses	SR	9600000150	1/31/2013	469.72
81010000	Interest LTD	UT	9300008152	1/31/2013	(10,875.79)
81020000	Div Decl P/S w/ MRR	TC	3000011225	1/31/2013	63,525.00
81315000	Interest STD Interco	TI	3000011427	1/31/2013	5,568.22
82010000	Amort Debt Disc&Exp	TC	3000011560	1/31/2013	191.10
82010000	Amort Debt Disc&Exp	TC	3000011561	1/31/2013	202.37
82010000	Amort Debt Disc&Exp	TC	3000011562	1/31/2013	271.77
82015000	Amort Dbt Dsc&Ex I/C	SA	100003430	1/31/2013	77.75
82015000	Amort Dbt Dsc&Ex I/C	TC	3000011563	1/31/2013	1,699.00
82015000	Amort Dbt Dsc&Ex I/C	TC	3000011564	1/31/2013	1,083.91
82015000	Amort Dbt Dsc&Ex I/C	TC	3000011565	1/31/2013	905.37
82015000	Amort Dbt Dsc&Ex I/C	TC	3000011566	1/31/2013	1,383.42
82016000	Amort Dbt E-Insde CL	SA	100003373	1/31/2013	1,456.72
82020000	Amort P/S Exp w/ MRR	SR	9600000153	1/31/2013	64.24
85000000	AFUDC Debt	UI	2000000958	1/31/2013	1,871.77
85000000	AFUDC Debt	UI	2000000959	1/31/2013	(1,871.77)
85000000	AFUDC Debt	UZ	2000000960	1/31/2013	(26,273.29)
88101000	CAP Move-UP	UP	2000000970	1/31/2013	234,589.64
88101000	CAP Move-UP	UP	2000000990	1/31/2013	(241.76)
88101000	CAP Move-UP	UP	2000001002	1/31/2013	29,044.70
88106000	CAP Move-CCNC	UN	2000000947	1/31/2013	479,865.68
88106000	CAP Move-CCNC	UN	2000000956	1/31/2013	73,224.97
88106000	CAP Move-CCNC	UN	2000000967	1/31/2013	43,384.39
88106000	CAP Move-CCNC	UN	2000000968	1/31/2013	7,066.00
88106000	CAP Move-CCNC	UP	2000000970	1/31/2013	(234,589.64)
88106000	CAP Move-CCNC	UN	2000000989	1/31/2013	321,757.49
88106000	CAP Move-CCNC	UN	2000000991	1/31/2013	69,754.81
88106000	CAP Move-CCNC	UN	2000001001	1/31/2013	137,584.74
88106000	CAP Move-CCNC	UP	2000001002	1/31/2013	(29,279.62)
88107000	CAP Move-CWIP	UZ	2000000931	1/31/2013	(1,581.17)
88107000	CAP Move-CWIP	UZ	2000000934	1/31/2013	432.04
88107000	CAP Move-CWIP	UZ	2000000936	1/31/2013	1,246.01
88107000	CAP Move-CWIP	UZ	2000000938	1/31/2013	22,524.39
88107000	CAP Move-CWIP	UZ	2000000940	1/31/2013	85,103.73
88107000	CAP Move-CWIP	UZ	2000000942	1/31/2013	(1,164.53)
88107000	CAP Move-CWIP	UZ	2000000944	1/31/2013	(1,142.50)
88107000	CAP Move-CWIP	UN	2000000947	1/31/2013	(479,865.68)
88107000	CAP Move-CWIP	UZ	2000000948	1/31/2013	73,224.97

## Kentucky American Water Company

Case No. 2012-00520

Response to PSC DR1, Item 31

Account	Description	Doc Type	Document Number	Posting Date	Amount
88107000	CAP Move-CWIP	UZ	2000000954	1/31/2013	15,170.38
88107000	CAP Move-CWIP	UZ	2000000955	1/31/2013	9,196.36
88107000	CAP Move-CWIP	UN	2000000956	1/31/2013	(73,224.97)
88107000	CAP Move-CWIP	UZ	2000000961	1/31/2013	60,522.48
88107000	CAP Move-CWIP	UZ	2000000963	1/31/2013	(110.07)
88107000	CAP Move-CWIP	UN	2000000967	1/31/2013	(17,827.26)
88107000	CAP Move-CWIP	UN	2000000968	1/31/2013	(32,623.13)
88107000	CAP Move-CWIP	UZ	2000000972	1/31/2013	117,304.65
88107000	CAP Move-CWIP	UZ	2000000977	1/31/2013	5,786.46
88107000	CAP Move-CWIP	UZ	2000000978	1/31/2013	14,620.09
88107000	CAP Move-CWIP	UZ	2000000979	1/31/2013	435.68
88107000	CAP Move-CWIP	UZ	2000000980	1/31/2013	8,298.24
88107000	CAP Move-CWIP	UZ	2000000982	1/31/2013	26,389.95
88107000	CAP Move-CWIP	UZ	2000000984	1/31/2013	468,933.79
88107000	CAP Move-CWIP	UZ	2000000986	1/31/2013	92,153.05
88107000	CAP Move-CWIP	UN	2000000989	1/31/2013	(321,757.49)
88107000	CAP Move-CWIP	UP	2000000990	1/31/2013	241.76
88107000	CAP Move-CWIP	UN	2000000991	1/31/2013	(69,754.81)
88107000	CAP Move-CWIP	UZ	2000000999	1/31/2013	(2,549.58)
88107000	CAP Move-CWIP	UZ	2000001000	1/31/2013	(2,649.49)
88107000	CAP Move-CWIP	UN	2000001001	1/31/2013	(137,584.74)
88107000	CAP Move-CWIP	UP	2000001002	1/31/2013	234.92
88107000	CAP Move-CWIP	UZ	2000001004	1/31/2013	91,780.89
88252100	CAP Move-ADV NT	UN	2000000947	1/31/2013	4,401.30
88252170	CAP Move-ADV NT WIP	UZ	2000000942	1/31/2013	(8,872.80)
88252170	CAP Move-ADV NT WIP	UN	2000000947	1/31/2013	(4,401.30)
88257000	CAP Move-COR	UC	2000000969	1/31/2013	123,069.02
88257000	CAP Move-COR	UC	2000000995	1/31/2013	2,610.59
88257100	CAP Move-RWIP	UZ	2000000938	1/31/2013	30.00
88257100	CAP Move-RWIP	UZ	2000000940	1/31/2013	269.45
88257100	CAP Move-RWIP	UZ	2000000942	1/31/2013	(120.37)
88257100	CAP Move-RWIP	UZ	2000000944	1/31/2013	(170.72)
88257100	CAP Move-RWIP	UZ	2000000948	1/31/2013	(73,224.97)
88257100	CAP Move-RWIP	UZ	2000000950	1/31/2013	(1,510.00)
88257100	CAP Move-RWIP	UZ	2000000954	1/31/2013	151.99
88257100	CAP Move-RWIP	UZ	2000000955	1/31/2013	2,406.64
88257100	CAP Move-RWIP	UZ	2000000963	1/31/2013	2.14
88257100	CAP Move-RWIP	UC	2000000969	1/31/2013	(123,069.02)
88257100	CAP Move-RWIP	UZ	2000000982	1/31/2013	5,434.15
88257100	CAP Move-RWIP	UC	2000000995	1/31/2013	(2,610.59)
88257100	CAP Move-RWIP	UZ	2000000999	1/31/2013	(153.48)
88257100	CAP Move-RWIP	UZ	2000001000	1/31/2013	(142.56)
88271100	CAP Move-CIAC NT	UN	2000000947	1/31/2013	(36,765.00)
88271170	CAP Move-CIAC NT WIP	UZ	2000000942	1/31/2013	7,238.80
88271170	CAP Move-CIAC NT WIP	UZ	2000000944	1/31/2013	(11,438.00)
88271170	CAP Move-CIAC NT WIP	UN	2000000947	1/31/2013	36,765.00
88271200	CAP Move-CIAC Tax	UN	2000000947	1/31/2013	(550.00)
88271270	CAP Move-CIAC Tx WIP	UZ	2000000942	1/31/2013	1,634.00
88271270	CAP Move-CIAC Tx WIP	UN	2000000947	1/31/2013	550.00
88900000	CAP Move-Settlement	UZ	2000000931	1/31/2013	1,581.17
88900000	CAP Move-Settlement	UZ	2000000934	1/31/2013	(432.04)
88900000	CAP Move-Settlement	UZ	2000000936	1/31/2013	(1,246.01)
88900000	CAP Move-Settlement	UZ	2000000938	1/31/2013	(22,554.39)

Kentucky American Water Company  
Case No. 2012-00520  
Response to PSC DR1, Item 31

Account	Description	Doc Type	Document Number	Posting Date	Amount
88900000	CAP Move-Settlement	UZ	200000940	1/31/2013	(85,373.18)
88900000	CAP Move-Settlement	UZ	200000942	1/31/2013	1,284.90
88900000	CAP Move-Settlement	UZ	200000944	1/31/2013	12,751.22
88900000	CAP Move-Settlement	UZ	200000950	1/31/2013	1,510.00
88900000	CAP Move-Settlement	UZ	200000954	1/31/2013	(11,451.41)
88900000	CAP Move-Settlement	UZ	200000955	1/31/2013	(15,473.96)
88900000	CAP Move-Settlement	UZ	200000961	1/31/2013	(60,522.48)
88900000	CAP Move-Settlement	UZ	200000963	1/31/2013	107.93
88900000	CAP Move-Settlement	UZ	200000972	1/31/2013	(124,381.27)
88900000	CAP Move-Settlement	UZ	200000977	1/31/2013	(4,079.93)
88900000	CAP Move-Settlement	UZ	200000978	1/31/2013	(15,765.17)
88900000	CAP Move-Settlement	UZ	200000980	1/31/2013	(9,295.37)
88900000	CAP Move-Settlement	UZ	200000982	1/31/2013	(31,824.10)
88900000	CAP Move-Settlement	UZ	200000984	1/31/2013	(468,933.79)
88900000	CAP Move-Settlement	UZ	200000986	1/31/2013	(85,076.43)
88900000	CAP Move-Settlement	UZ	200000999	1/31/2013	4,432.41
88900000	CAP Move-Settlement	UZ	200001000	1/31/2013	1,062.70
88900000	CAP Move-Settlement	UZ	200001004	1/31/2013	(91,780.89)
40111000	Res Sales Billed	ZA	9400001966	2/1/2013	2,063.97
40111000	Res Sales Billed	ZA	9400001967	2/1/2013	(311,841.85)
40112000	Res Sales Unbilled	AB	100003613	2/1/2013	210,780,819.00
40112000	Res Sales Unbilled	AB	100003614	2/1/2013	#####
40112000	Res Sales Unbilled	AB	100003615	2/1/2013	2,107,808.19
40121000	Com Sales Billed	ZA	9400001966	2/1/2013	535.10
40121000	Com Sales Billed	ZA	9400001967	2/1/2013	(145,341.07)
40122000	Com Sales Unbilled	AB	100003613	2/1/2013	106,047,113.00
40122000	Com Sales Unbilled	AB	100003614	2/1/2013	#####
40122000	Com Sales Unbilled	AB	100003615	2/1/2013	1,060,471.13
40132000	Ind Sales Unbilled	AB	100003613	2/1/2013	10,418,566.00
40132000	Ind Sales Unbilled	AB	100003614	2/1/2013	(10,418,566.00)
40132000	Ind Sales Unbilled	AB	100003615	2/1/2013	104,185.66
40145000	Priv Fire Billed	ZA	9400001967	2/1/2013	(8,497.88)
40151000	Publ Auth Billed	ZA	9400001967	2/1/2013	(14,452.91)
40152000	Publ Auth Unbilled	AB	100003613	2/1/2013	26,379,142.00
40152000	Publ Auth Unbilled	AB	100003614	2/1/2013	(26,379,142.00)
40152000	Publ Auth Unbilled	AB	100003615	2/1/2013	263,791.42
40162000	SalesforRsle Unbilld	AB	100003613	2/1/2013	11,369,437.00
40162000	SalesforRsle Unbilld	AB	100003614	2/1/2013	(11,369,437.00)
40162000	SalesforRsle Unbilld	AB	100003615	2/1/2013	113,694.37
40211000	Dom WW Svc Billed	ZA	9400001967	2/1/2013	(17.27)
40221000	Com WW Svc Billed	ZA	9400001967	2/1/2013	(17.27)
40310100	OthRev-Late Pymt Fee	ZA	9400001967	2/1/2013	(2,016.14)
40310200	OthRev-Rent	DR	4000007390	2/1/2013	(95.00)
40310200	OthRev-Rent	DR	4000007424	2/1/2013	(2,300.00)
40310200	OthRev-Rent	DR	4000007437	2/1/2013	(2,848.73)
40310200	OthRev-Rent	DR	4000007449	2/1/2013	(2,665.62)
40310400	OthRev-NSF Ck Chrg	ZA	9400001967	2/1/2013	(312.00)
40310500	OthRev-Appl/InitFee	ZA	9400001966	2/1/2013	26.00
40310500	OthRev-Appl/InitFee	ZA	9400001967	2/1/2013	(2,860.00)
40310600	OthRev-Usage Data	DR	4000007408	2/1/2013	(500.00)
40310700	OthRev-Reconnct Fee	ZA	9400001967	2/1/2013	(728.00)
50100001	Labor ExpenseAccrual	PA	7000000251	2/1/2013	(264,391.18)
50100001	Labor ExpenseAccrual	PA	7000000285	2/1/2013	265,225.43

## Kentucky American Water Company

Case No. 2012-00520

Response to PSC DR1, Item 31

Account	Description	Doc Type	Document Number	Posting Date	Amount
50421000	401k Expense	PA	7000000251	2/1/2013	(5,203.08)
50421000	401k Expense	PA	7000000285	2/1/2013	5,098.99
50422000	DCP Expense	PA	7000000251	2/1/2013	(6,007.34)
50422000	DCP Expense	PA	7000000285	2/1/2013	6,237.73
50550000	Group Insur Expense	DR	4000007509	2/1/2013	(207.34)
50550000	Group Insur Expense	DR	4000007519	2/1/2013	(474.00)
50550000	Group Insur Expense	DR	4000007525	2/1/2013	(50.00)
50550000	Group Insur Expense	DR	4000007533	2/1/2013	(474.00)
50550000	Group Insur Expense	DR	4000007538	2/1/2013	(474.00)
50550000	Group Insur Expense	DR	4000007908	2/1/2013	(217.24)
50550000	Group Insur Expense	PA	7000000251	2/1/2013	(51,352.06)
50550000	Group Insur Expense	PA	7000000285	2/1/2013	52,065.82
51010000	Purchased Water	SG	100003579	2/1/2013	(27,455.00)
51110000	Waste Disposal	SG	100003611	2/1/2013	(2,776.90)
51510000	Purchased Power	SG	100003586	2/1/2013	(9,457.04)
51510000	Purchased Power	SG	100003611	2/1/2013	(292,361.70)
51800000	Chemicals	SG	100003581	2/1/2013	(7,200.00)
52000000	M&S Expense (O&M)	SG	100003581	2/1/2013	(37,469.81)
52000000	M&S Expense (O&M)	KR	5000005483	2/1/2013	637.00
52000000	M&S Expense (O&M)	KR	5000005484	2/1/2013	210.00
52000000	M&S Expense (O&M)	ZI	9000002972	2/1/2013	715.35
52500000	Misc Expense (O&M)	SG	100003587	2/1/2013	(33,810.75)
52500000	Misc Expense (O&M)	SG	100003592	2/1/2013	(7,363.00)
52500000	Misc Expense (O&M)	SG	100003606	2/1/2013	(88.80)
52500000	Misc Expense (O&M)	WE	5000005479	2/1/2013	117.21
52500000	Misc Expense (O&M)	WE	5000005480	2/1/2013	26.43
52500000	Misc Expense (O&M)	RE	5000005493	2/1/2013	(26.75)
52510000	Bank Svc Charges	SN	100003396	2/1/2013	(554.27)
52510000	Bank Svc Charges	SG	100003596	2/1/2013	(10,589.43)
52510000	Bank Svc Charges	SG	100003612	2/1/2013	(14,732.27)
52520000	Collection Agencies	SN	100003396	2/1/2013	(87.59)
52520000	Collection Agencies	SG	100003593	2/1/2013	(2,048.05)
52520000	Collection Agencies	SG	100003594	2/1/2013	(2,182.65)
52526100	Credit Line Fees I/C	SG	100003591	2/1/2013	(3,971.84)
52532000	Electricity	SG	100003611	2/1/2013	(11,753.20)
52532000	Electricity	ZN	5000005487	2/1/2013	56.94
52534000	Employee Expenses	SG	100003589	2/1/2013	(31,870.91)
52534000	Employee Expenses	SV	100003844	2/1/2013	14,597.74
52534000	Employee Expenses	ZI	9000002906	2/1/2013	311.56
52534000	Employee Expenses	ZI	9000002929	2/1/2013	125.35
52535000	Meals Deductible	SG	100003589	2/1/2013	(31,870.90)
52535000	Meals Deductible	SV	100003844	2/1/2013	14,597.73
52535000	Meals Deductible	ZI	9000002890	2/1/2013	22.10
52535000	Meals Deductible	ZI	9000002891	2/1/2013	17.89
52535000	Meals Deductible	ZI	9000002893	2/1/2013	51.93
52535000	Meals Deductible	ZI	9000002940	2/1/2013	200.00
52535000	Meals Deductible	ZI	9000002947	2/1/2013	171.65
52535000	Meals Deductible	ZI	9000002971	2/1/2013	11.24
52542000	Forms	SG	100003608	2/1/2013	(11,546.42)
52542000	Forms	SG	100003609	2/1/2013	(13,534.14)
52542000	Forms	KR	5000005459	2/1/2013	11,546.42
52548000	Heating Oil/Gas	SG	100003611	2/1/2013	(4,126.54)
52550000	Janitorial	SG	100003581	2/1/2013	(2,000.00)

## Kentucky American Water Company

Case No. 2012-00520

Response to PSC DR1, Item 31

Account	Description	Doc Type	Document Number	Posting Date	Amount
52554500	Lab Supplies	RE	5000005458	2/1/2013	62.62
52554500	Lab Supplies	RE	5000005488	2/1/2013	14.42
52562000	Office Supplies	RE	5000005461	2/1/2013	(0.01)
52562000	Office Supplies	WE	5000005480	2/1/2013	108.37
52562500	Overnight Shippng	SN	100003396	2/1/2013	(22.11)
52562500	Overnight Shippng	KR	5000005476	2/1/2013	158.23
52571000	Security Svc	SG	100003581	2/1/2013	(3,808.00)
52574000	Telephone	SG	100003597	2/1/2013	(3,870.13)
52574000	Telephone	RE	5000005491	2/1/2013	200.34
52574100	Cell Phone	SG	100003597	2/1/2013	(5,226.27)
52578000	Trash Removal	KR	5000005474	2/1/2013	439.36
52578000	Trash Removal	KR	5000005489	2/1/2013	1,581.27
52585000	Discounts Available	ZP	3000011313	2/1/2013	(10.06)
52801200	Capital Accrual Clearing	SG	100003583	2/1/2013	(150,453.79)
52801200	Capital Accrual Clearing	SG	100003584	2/1/2013	(204,000.00)
52801200	Capital Accrual Clearing	SG	100003585	2/1/2013	(114,480.00)
52801200	Capital Accrual Clearing	SG	100003602	2/1/2013	(31,824.10)
52801200	Capital Accrual Clearing	SG	100003604	2/1/2013	(91,780.89)
53150000	Contr Svc-Other	SG	100003581	2/1/2013	(2,800.00)
53150000	Contr Svc-Other	SG	100003587	2/1/2013	(135,675.00)
53150000	Contr Svc-Other	SG	100003607	2/1/2013	(5,541.83)
53150000	Contr Svc-Other	SG	100003610	2/1/2013	(5,933.25)
53150000	Contr Svc-Other	WE	5000005477	2/1/2013	98,488.00
53150000	Contr Svc-Other	WE	5000005482	2/1/2013	13,482.00
53150000	Contr Svc-Other	KR	5000005485	2/1/2013	1,515.95
53150000	Contr Svc-Other	KR	5000005486	2/1/2013	3,158.65
53150000	Contr Svc-Other	WE	5000005492	2/1/2013	3,066.00
53152000	Contr Svc-Lab Testng	KR	5000005475	2/1/2013	185.50
53155000	Contr Svc-Legal	SG	100003580	2/1/2013	(66,124.00)
55010100	Trans Lease Costs	SG	100003599	2/1/2013	(1,518.90)
55010200	Trans Lease Fuel	SG	100003598	2/1/2013	(8,464.87)
55010200	Trans Lease Fuel	SG	100003599	2/1/2013	(93,311.88)
55010200	Trans Lease Fuel	SG	100003600	2/1/2013	(30,393.01)
55010200	Trans Lease Fuel	SG	100003601	2/1/2013	27,629.71
55010300	Trans Lease Maint	SG	100003595	2/1/2013	(410.16)
55010300	Trans Lease Maint	SG	100003599	2/1/2013	(51,338.64)
55010300	Trans Lease Maint	SG	100003600	2/1/2013	(14,895.82)
55010300	Trans Lease Maint	SG	100003601	2/1/2013	12,537.07
57010000	Uncoll Accts Exp	ZA	9400001967	2/1/2013	(448.68)
62520700	Misc Main Pvg/Bckfill	SG	100003582	2/1/2013	(12,000.00)
68520000	Property Taxes	SH	9600000178	2/1/2013	349,713.04
68533000	FICA	SG	100003588	2/1/2013	(28,779.00)
68533000	FICA	PA	7000000251	2/1/2013	(19,738.31)
68533000	FICA	PA	7000000285	2/1/2013	20,255.00
68535000	SUTA	PA	7000000251	2/1/2013	(5,172.44)
68535000	SUTA	PA	7000000285	2/1/2013	2,946.23
68545000	Utility Reg Assessme	SH	9600000177	2/1/2013	12,177.99
71511000	M&J Revenues	DR	4000007757	2/1/2013	(36.39)
72802100	CIAC Receipt Non-Services Clear	DR	4000007462	2/1/2013	(12,751.00)
81010000	Interest LTD	TC	3000011228	2/1/2013	(79,846.67)
81010000	Interest LTD	TC	3000011230	2/1/2013	(266,635.42)
81010000	Interest LTD	TC	3000011232	2/1/2013	(103,102.50)
81010000	Interest LTD	TC	3000011297	2/1/2013	268,125.00

Kentucky American Water Company  
Case No. 2012-00520  
Response to PSC DR1, Item 31

Account	Description	Doc Type	Document Number	Posting Date	Amount
81015000	Interest LTD Interco	TC	3000011241	2/1/2013	(464,932.29)
81015000	Interest LTD Interco	TC	3000011243	2/1/2013	(605,312.50)
81015000	Interest LTD Interco	TC	3000011245	2/1/2013	(229,034.72)
81015000	Interest LTD Interco	TC	3000011247	2/1/2013	(903,790.42)
81015000	Interest LTD Interco	TC	3000011249	2/1/2013	(294,583.33)
81020000	Div Decl P/S w/ MRR	TC	3000011226	2/1/2013	(63,525.00)
51800000	Chemicals	SN	100003380	2/2/2013	(525.33)
52500000	Misc Expense (O&M)	RE	5000005496	2/2/2013	2.17
54140000	Rents-Equip	KR	5000005498	2/2/2013	68.90
53150000	Contr Svc-Other	KR	5000005500	2/3/2013	8,670.37
53150000	Contr Svc-Other	KR	5000005501	2/3/2013	1,789.55
53150000	Contr Svc-Other	WE	5000005519	2/3/2013	(1,179.00)
40111000	Res Sales Billed	ZA	9400002095	2/4/2013	(151,503.71)
40121000	Com Sales Billed	ZA	9400002095	2/4/2013	(123,580.33)
40145000	Priv Fire Billed	ZA	9400002095	2/4/2013	(9,910.60)
40151000	Publ Auth Billed	ZA	9400002095	2/4/2013	(945.10)
40211000	Dom WW Svc Billed	ZA	9400002095	2/4/2013	(70.62)
40310100	OthRev-Late Pymt Fee	ZA	9400002095	2/4/2013	(143.82)
40310400	OthRev-NSF Ck Chrg	ZA	9400002095	2/4/2013	(84.00)
40310500	OthRev-Appl/InitFee	ZA	9400002095	2/4/2013	(2,028.00)
40310700	OthRev-Reconnct Fee	ZA	9400002095	2/4/2013	(780.00)
51010000	Purchased Water	ZI	9000002962	2/4/2013	2,816.45
51800000	Chemicals	SN	100003399	2/4/2013	507.13
52000000	M&S Expense (O&M)	ZI	9000002927	2/4/2013	47.70
52000000	M&S Expense (O&M)	ZI	9000002931	2/4/2013	214.39
52000000	M&S Expense (O&M)	ZI	9000002932	2/4/2013	34.96
52000000	M&S Expense (O&M)	ZI	9000002937	2/4/2013	(241.69)
52000000	M&S Expense (O&M)	ZI	9000002938	2/4/2013	241.69
52000000	M&S Expense (O&M)	ZI	9000002944	2/4/2013	8.47
52000000	M&S Expense (O&M)	ZI	9000002948	2/4/2013	164.57
52000000	M&S Expense (O&M)	ZI	9000002957	2/4/2013	104.35
52503000	Advertising	ZI	9000002951	2/4/2013	480.00
52514904	Cust Edu Comm-Consrv	ZI	9000002887	2/4/2013	2,180.25
52514904	Cust Edu Comm-Consrv	ZI	9000002888	2/4/2013	1,134.20
52514907	Cust Edu-Press Rls	KR	5000005517	2/4/2013	323.30
52515001	Commun Relations-S	ZI	9000002920	2/4/2013	55.90
52532000	Electricity	ZN	5000005503	2/4/2013	69.88
52534000	Employee Expenses	ZI	9000002903	2/4/2013	5.00
52534000	Employee Expenses	ZI	9000002905	2/4/2013	684.90
52534000	Employee Expenses	ZI	9000002910	2/4/2013	5.00
52534000	Employee Expenses	ZI	9000002925	2/4/2013	2,099.00
52534000	Employee Expenses	ZI	9000002926	2/4/2013	1.00
52534000	Employee Expenses	ZI	9000002939	2/4/2013	1.00
52534000	Employee Expenses	ZI	9000002953	2/4/2013	2.00
52534000	Employee Expenses	ZI	9000002961	2/4/2013	2,201.53
52534000	Employee Expenses	ZI	9000002967	2/4/2013	1.00
52534200	Conferences & Reg	ZI	9000002900	2/4/2013	100.00
52534200	Conferences & Reg	ZI	9000002922	2/4/2013	2,099.00
52535000	Meals Deductible	ZI	9000002886	2/4/2013	29.00
52535000	Meals Deductible	ZI	9000002889	2/4/2013	200.00
52535000	Meals Deductible	ZI	9000002898	2/4/2013	23.39
52535000	Meals Deductible	ZI	9000002899	2/4/2013	48.00
52535000	Meals Deductible	ZI	9000002904	2/4/2013	27.28



## Kentucky American Water Company

Case No. 2012-00520

Response to PSC DR1, Item 31

Account	Description	Doc Type	Document Number	Posting Date	Amount
52535000	Meals Deductible	ZI	9000002908	2/4/2013	11.01
52535000	Meals Deductible	ZI	9000002909	2/4/2013	90.75
52535000	Meals Deductible	ZI	9000002911	2/4/2013	14.75
52535000	Meals Deductible	ZI	9000002912	2/4/2013	34.68
52535000	Meals Deductible	ZI	9000002913	2/4/2013	14.01
52535000	Meals Deductible	ZI	9000002915	2/4/2013	16.83
52535000	Meals Deductible	ZI	9000002924	2/4/2013	67.68
52535000	Meals Deductible	ZI	9000002928	2/4/2013	15.69
52535000	Meals Deductible	ZI	9000002936	2/4/2013	13.54
52535000	Meals Deductible	ZI	9000002942	2/4/2013	16.26
52535000	Meals Deductible	ZI	9000002952	2/4/2013	7.16
52535000	Meals Deductible	ZI	9000002956	2/4/2013	7.49
52535000	Meals Deductible	ZI	9000002960	2/4/2013	10.50
52535000	Meals Deductible	ZI	9000002961	2/4/2013	149.27
52554500	Lab Supplies	ZI	9000002919	2/4/2013	281.40
52562000	Office Supplies	WE	5000005512	2/4/2013	117.05
52574100	Cell Phone	ZI	9000002921	2/4/2013	162.71
52574100	Cell Phone	ZI	9000002930	2/4/2013	41.34
52583000	Water & WW	KG	5000005502	2/4/2013	(57.11)
52585000	Discounts Available	ZP	3000011387	2/4/2013	(0.65)
53150000	Contr Svc-Other	KG	5000005509	2/4/2013	(1,182.18)
53150000	Contr Svc-Other	KR	5000005510	2/4/2013	1,053.85
53150000	Contr Svc-Other	KA	5000005511	2/4/2013	1,182.18
53150000	Contr Svc-Other	RE	5000005513	2/4/2013	0.82
53150000	Contr Svc-Other	RE	5000005514	2/4/2013	0.30
53150000	Contr Svc-Other	RE	5000005515	2/4/2013	20,673.08
53150000	Contr Svc-Other	KR	5000005516	2/4/2013	755.16
53150000	Contr Svc-Other	WE	5000005518	2/4/2013	(1,183.00)
53150000	Contr Svc-Other	WE	5000005520	2/4/2013	(21,332.00)
53150000	Contr Svc-Other	WE	5000005521	2/4/2013	23,694.00
53150000	Contr Svc-Other	KR	5000005531	2/4/2013	152.64
55000000	Transportation (O&M)	ZI	9000002943	2/4/2013	14.00
55010300	Trans Lease Maint	ZI	9000002945	2/4/2013	28.62
55010300	Trans Lease Maint	ZI	9000002946	2/4/2013	72.62
57010000	Uncoll Accts Exp	ZA	9400002095	2/4/2013	(590.20)
72802100	CIAC Receipt Non-Services Clear DR		4000007746	2/4/2013	(817.00)
75820000	Othr Income Deductns	ZI	9000002963	2/4/2013	100.00
40111000	Res Sales Billed	ZA	9400002013	2/5/2013	(189,583.19)
40121000	Com Sales Billed	ZA	9400002013	2/5/2013	(58,576.25)
40141000	Publ Fire Billed	ZA	9400002013	2/5/2013	(280,848.48)
40145000	Priv Fire Billed	ZA	9400002013	2/5/2013	(92,472.31)
40151000	Publ Auth Billed	ZA	9400002013	2/5/2013	(5,232.37)
40161000	SlS/Rsle Billed	ZA	9400002013	2/5/2013	(11,796.26)
40211000	Dom WW Svc Billed	ZA	9400002013	2/5/2013	(25.18)
40310100	OthRev-Late Pymt Fee	ZA	9400002013	2/5/2013	(71.89)
40310400	OthRev-NSF Ck Chrg	ZA	9400002013	2/5/2013	(36.00)
40310500	OthRev-Appl/InitFee	ZA	9400002013	2/5/2013	(3,718.00)
40310700	OthRev-Reconnct Fee	ZA	9400002013	2/5/2013	(858.00)
50452000	Emp Physical Exams	KR	5000005543	2/5/2013	122.61
51010000	Purchased Water	KR	5000005573	2/5/2013	2,661.31
51800000	Chemicals	WA	5000005540	2/5/2013	(1,841,448.96)
51800000	Chemicals	WA	5000005542	2/5/2013	1,841,448.96
51800000	Chemicals	WA	5000005544	2/5/2013	(252,079.87)

Kentucky American Water Company  
Case No. 2012-00520  
Response to PSC DR1, Item 31

Account	Description	Doc Type	Document Number	Posting Date	Amount
52000000	M&S Expense (O&M)	WA	5000005534	2/5/2013	125.96
52000000	M&S Expense (O&M)	WA	5000005535	2/5/2013	63.76
52000000	M&S Expense (O&M)	KR	5000005536	2/5/2013	970.80
52000000	M&S Expense (O&M)	KR	5000005545	2/5/2013	343.04
52000000	M&S Expense (O&M)	KR	5000005547	2/5/2013	367.82
52000000	M&S Expense (O&M)	KR	5000005548	2/5/2013	3,347.28
52000000	M&S Expense (O&M)	WA	5000005553	2/5/2013	32,273.99
52000000	M&S Expense (O&M)	WA	5000005554	2/5/2013	785.19
52000000	M&S Expense (O&M)	KR	5000005576	2/5/2013	93.28
52500000	Misc Expense (O&M)	RE	5000005550	2/5/2013	38.30
52500000	Misc Expense (O&M)	WE	5000005551	2/5/2013	99.13
52500000	Misc Expense (O&M)	ZF	5000005567	2/5/2013	24.00
52500000	Misc Expense (O&M)	KR	5000005581	2/5/2013	128.72
52514500	Charitb Don-H/Ed/En	KR	5000005561	2/5/2013	274.35
52514700	Community Partnrshps	ZF	5000005566	2/5/2013	25.00
52532000	Electricity	ZN	5000005537	2/5/2013	233.76
52548000	Heating Oil/Gas	ZN	5000005537	2/5/2013	4,271.10
52550000	Janitorial	ZF	5000005538	2/5/2013	5,403.33
52554500	Lab Supplies	RE	5000005555	2/5/2013	23.49
52554500	Lab Supplies	RE	5000005556	2/5/2013	0.01
52554500	Lab Supplies	RE	5000005557	2/5/2013	26.00
52554500	Lab Supplies	RE	5000005559	2/5/2013	24.78
52554500	Lab Supplies	WE	5000005563	2/5/2013	218.78
52554500	Lab Supplies	WE	5000005564	2/5/2013	57.24
52562000	Office Supplies	KR	5000005549	2/5/2013	76.06
52574000	Telephone	ZC	9400002012	2/5/2013	306.31
52574100	Cell Phone	ZC	9400002012	2/5/2013	151.37
52578000	Trash Removal	KR	5000005582	2/5/2013	140.50
52582000	Uniforms	ZI	9000002917	2/5/2013	246.86
52582000	Uniforms	ZI	9000002918	2/5/2013	39.28
52582000	Uniforms	ZI	9000002949	2/5/2013	207.36
52582000	Uniforms	ZI	9000002950	2/5/2013	55.91
52582000	Uniforms	ZI	9000002965	2/5/2013	157.09
52582000	Uniforms	ZI	9000002966	2/5/2013	39.28
52583000	Water & WW	KR	5000005574	2/5/2013	23.80
52583000	Water & WW	KR	5000005579	2/5/2013	19.04
52585000	Discounts Available	ZP	3000011428	2/5/2013	(22.64)
53150000	Contr Svc-Other	SN	100003517	2/5/2013	(321.02)
53150000	Contr Svc-Other	RE	5000005539	2/5/2013	(240.64)
53150000	Contr Svc-Other	KR	5000005568	2/5/2013	305.28
53150000	Contr Svc-Other	KR	5000005569	2/5/2013	368.88
53150000	Contr Svc-Other	KR	5000005570	2/5/2013	85.86
53150000	Contr Svc-Other	KR	5000005571	2/5/2013	237.44
53150000	Contr Svc-Other	KR	5000005572	2/5/2013	241.15
53150000	Contr Svc-Other	KR	5000005575	2/5/2013	653.61
53150000	Contr Svc-Other	KR	5000005578	2/5/2013	26.29
53150000	Contr Svc-Other	KR	5000005580	2/5/2013	173.84
53150000	Contr Svc-Other	KR	5000005583	2/5/2013	181.26
53150000	Contr Svc-Other	KR	5000005584	2/5/2013	1,203.98
53150000	Contr Svc-Other	ZI	9000002923	2/5/2013	10.00
55000000	Transportation (O&M)	KR	5000005577	2/5/2013	757.33
57010000	Uncoll Accts Exp	ZA	9400002013	2/5/2013	(319.61)
75840000	Lobbying Expenses	KR	5000005560	2/5/2013	5,439.09

## Kentucky American Water Company

Case No. 2012-00520

Response to PSC DR1, Item 31

Account	Description	Doc Type	Document Number	Posting Date	Amount
40111000	Res Sales Billed	ZA	9400002014	2/6/2013	(185,052.33)
40121000	Com Sales Billed	ZA	9400002014	2/6/2013	(109,572.68)
40131000	Ind Sales Billed	ZA	9400002014	2/6/2013	(36,912.08)
40145000	Priv Fire Billed	ZA	9400002014	2/6/2013	(4,772.33)
40151000	Publ Auth Billed	ZA	9400002014	2/6/2013	(135,922.80)
40161000	Sls/Rsle Billed	ZA	9400002014	2/6/2013	(45,846.15)
40211000	Dom WW Svc Billed	ZA	9400002014	2/6/2013	(13.14)
40310100	OthRev-Late Pymt Fee	ZA	9400002014	2/6/2013	(5,418.48)
40310400	OthRev-NSF Ck Chrg	ZA	9400002014	2/6/2013	(84.00)
40310500	OthRev-Appl/InitFee	ZA	9400002014	2/6/2013	(2,418.00)
40310700	OthRev-Reconnct Fee	ZA	9400002014	2/6/2013	(1,430.00)
50457000	Training	ZI	9000002973	2/6/2013	159.03
51800000	Chemicals	WA	5000005634	2/6/2013	252,079.87
51800000	Chemicals	WA	5000005638	2/6/2013	(2,520.55)
52000000	M&S Expense (O&M)	KR	5000005590	2/6/2013	688.65
52000000	M&S Expense (O&M)	WA	5000005599	2/6/2013	(389.62)
52000000	M&S Expense (O&M)	WA	5000005600	2/6/2013	776.33
52000000	M&S Expense (O&M)	WA	5000005610	2/6/2013	1,564.22
52000000	M&S Expense (O&M)	WA	5000005611	2/6/2013	96.47
52000000	M&S Expense (O&M)	WA	5000005612	2/6/2013	96.47
52000000	M&S Expense (O&M)	WA	5000005613	2/6/2013	271.49
52000000	M&S Expense (O&M)	WA	5000005614	2/6/2013	1,335.80
52000000	M&S Expense (O&M)	KR	5000005618	2/6/2013	402.80
52000000	M&S Expense (O&M)	KR	5000005630	2/6/2013	265.00
52000000	M&S Expense (O&M)	KR	5000005631	2/6/2013	79.50
52000000	M&S Expense (O&M)	WA	5000005632	2/6/2013	571.62
52000000	M&S Expense (O&M)	WA	5000005633	2/6/2013	1,156.30
52000000	M&S Expense (O&M)	KR	5000005641	2/6/2013	195.27
52000000	M&S Expense (O&M)	ZI	9000002907	2/6/2013	41.71
52000000	M&S Expense (O&M)	ZI	9000002935	2/6/2013	160.33
52000000	M&S Expense (O&M)	ZI	9000002955	2/6/2013	12.78
52000000	M&S Expense (O&M)	ZI	9000002964	2/6/2013	28.17
52000000	M&S Expense (O&M)	ZI	9000002975	2/6/2013	9.50
52500000	Misc Expense (O&M)	KG	5000005587	2/6/2013	(214.65)
52500000	Misc Expense (O&M)	KR	5000005588	2/6/2013	73.04
52500000	Misc Expense (O&M)	KR	5000005592	2/6/2013	417.71
52500000	Misc Expense (O&M)	KR	5000005593	2/6/2013	810.82
52500000	Misc Expense (O&M)	KR	5000005594	2/6/2013	134.38
52500000	Misc Expense (O&M)	KR	5000005595	2/6/2013	424.48
52500000	Misc Expense (O&M)	KR	5000005597	2/6/2013	1,017.60
52514600	Charitb Don-Commnty	ZF	5000005626	2/6/2013	500.00
52532000	Electricity	ZN	5000005598	2/6/2013	26.03
52534000	Employee Expenses	ZI	9000002982	2/6/2013	391.29
52534000	Employee Expenses	ZI	9000002983	2/6/2013	134.97
52535000	Meals Deductible	ZI	9000002902	2/6/2013	36.05
52535000	Meals Deductible	ZI	9000002916	2/6/2013	15.85
52535000	Meals Deductible	ZI	9000002959	2/6/2013	28.75
52535000	Meals Deductible	ZI	9000002974	2/6/2013	13.66
52535000	Meals Deductible	ZI	9000002976	2/6/2013	7.06
52535000	Meals Deductible	ZI	9000002977	2/6/2013	24.36
52535000	Meals Deductible	ZI	9000002978	2/6/2013	7.37
52535000	Meals Deductible	ZI	9000002979	2/6/2013	29.86
52535000	Meals Deductible	ZI	9000002980	2/6/2013	18.14

## Kentucky American Water Company

Case No. 2012-00520

Response to PSC DR1, Item 31

Account	Description	Doc Type	Document Number	Posting Date	Amount
52535000	Meals Deductible	ZI	9000002981	2/6/2013	6.99
52550000	Janitorial	ZI	9000002984	2/6/2013	4.27
52554500	Lab Supplies	RE	5000005585	2/6/2013	53.38
52554500	Lab Supplies	WE	5000005616	2/6/2013	41.42
52562000	Office Supplies	KR	5000005617	2/6/2013	120.03
52571100	Add'l Security Costs	KR	5000005591	2/6/2013	1,008.75
52578000	Trash Removal	KR	5000005627	2/6/2013	262.76
52578000	Trash Removal	KR	5000005628	2/6/2013	35.74
52582000	Uniforms	ZI	9000002894	2/6/2013	13.05
52582000	Uniforms	ZI	9000002895	2/6/2013	98.25
52582000	Uniforms	ZI	9000002896	2/6/2013	111.30
52582000	Uniforms	ZI	9000002969	2/6/2013	209.07
52582000	Uniforms	ZI	9000002970	2/6/2013	50.00
52582000	Uniforms	ZI	9000002984	2/6/2013	50.85
52583000	Water & WW	KG	5000005629	2/6/2013	(2,346.55)
53150000	Contr Svc-Other	KR	5000005596	2/6/2013	2,738.33
53150000	Contr Svc-Other	WE	5000005602	2/6/2013	64.50
53150000	Contr Svc-Other	RE	5000005625	2/6/2013	(0.16)
53150000	Contr Svc-Other	KR	5000005637	2/6/2013	864.23
53150000	Contr Svc-Other	ZI	9000002933	2/6/2013	23.43
53150000	Contr Svc-Other	ZI	9000002954	2/6/2013	431.25
53152000	Contr Svc-Lab Testng	KR	5000005619	2/6/2013	542.72
54140000	Rents-Equip	ZI	9000002914	2/6/2013	65.92
55000000	Transportation (O&M)	KR	5000005589	2/6/2013	245.17
55000000	Transportation (O&M)	KR	5000005640	2/6/2013	88.98
55000000	Transportation (O&M)	ZI	9000002892	2/6/2013	9.80
55000000	Transportation (O&M)	ZI	9000002897	2/6/2013	10.15
55000000	Transportation (O&M)	ZI	9000002901	2/6/2013	399.00
55000000	Transportation (O&M)	ZI	9000002934	2/6/2013	52.99
55000000	Transportation (O&M)	ZI	9000002941	2/6/2013	24.36
55000000	Transportation (O&M)	ZI	9000002958	2/6/2013	136.20
55000000	Transportation (O&M)	ZI	9000002968	2/6/2013	218.36
57010000	Uncoll Accts Exp	ZA	9400002014	2/6/2013	(339.05)
71521000	M&J Expenses	DR	4000007936	2/6/2013	(1,693.24)
72802000	CIAC Receipt Services Clearing	DR	4000007974	2/6/2013	(3,536.00)
72802100	CIAC Receipt Non-Services Clear	DR	4000007959	2/6/2013	(817.00)
72802100	CIAC Receipt Non-Services Clear	DR	4000007962	2/6/2013	(817.00)
72802100	CIAC Receipt Non-Services Clear	DR	4000007968	2/6/2013	(817.00)
72802100	CIAC Receipt Non-Services Clear	DR	4000007971	2/6/2013	(817.00)
72803000	Salvage/Scrap Receipt Clearing	DR	4000007944	2/6/2013	(10,815.35)
40111000	Res Sales Billed	ZA	9400002055	2/7/2013	(157,985.45)
40121000	Com Sales Billed	ZA	9400002055	2/7/2013	(194,282.33)
40131000	Ind Sales Billed	ZA	9400002055	2/7/2013	(121,831.85)
40145000	Priv Fire Billed	ZA	9400002055	2/7/2013	(6,637.64)
40151000	Publ Auth Billed	ZA	9400002055	2/7/2013	(236,225.96)
40161000	Sls/Rsle Billed	ZA	9400002055	2/7/2013	(82,311.47)
40211000	Dom WW Svc Billed	ZA	9400002055	2/7/2013	(12,970.17)
40221000	Com WW Svc Billed	ZA	9400002055	2/7/2013	(6,496.94)
40251000	PubAuth WW Billed	ZA	9400002055	2/7/2013	(244.31)
40310100	OthRev-Late Pymt Fee	ZA	9400002055	2/7/2013	(2,660.15)
40310400	OthRev-NSF Ck Chrg	ZA	9400002055	2/7/2013	(12.00)
40310500	OthRev-Appl/InitFee	ZA	9400002055	2/7/2013	(1,404.00)
40310600	OthRev-Usage Data	ZA	9400002055	2/7/2013	(1,027.01)

Kentucky American Water Company  
Case No. 2012-00520  
Response to PSC DR1, Item 31

Account	Description	Doc Type	Document Number	Posting Date	Amount
40310700	OthRev-Reconnct Fee	ZA	9400002055	2/7/2013	(780.00)
51510000	Purchased Power	ZN	5000005649	2/7/2013	2,344.98
52000000	M&S Expense (O&M)	WA	5000005651	2/7/2013	94.79
52000000	M&S Expense (O&M)	WA	5000005652	2/7/2013	94.79
52000000	M&S Expense (O&M)	WA	5000005653	2/7/2013	94.78
52000000	M&S Expense (O&M)	WA	5000005654	2/7/2013	(407.20)
52000000	M&S Expense (O&M)	WA	5000005655	2/7/2013	407.20
52000000	M&S Expense (O&M)	WA	5000005656	2/7/2013	118,935.18
52000000	M&S Expense (O&M)	WA	5000005660	2/7/2013	(276.72)
52000000	M&S Expense (O&M)	WA	5000005661	2/7/2013	276.72
52000000	M&S Expense (O&M)	WA	5000005662	2/7/2013	(98.65)
52000000	M&S Expense (O&M)	WA	5000005663	2/7/2013	98.65
52000000	M&S Expense (O&M)	KR	5000005665	2/7/2013	1,033.66
52000000	M&S Expense (O&M)	WA	5000005675	2/7/2013	(3,645.25)
52000000	M&S Expense (O&M)	WA	5000005676	2/7/2013	4,289.67
52000000	M&S Expense (O&M)	WA	5000005677	2/7/2013	(79.51)
52000000	M&S Expense (O&M)	WA	5000005678	2/7/2013	79.51
52000000	M&S Expense (O&M)	KG	5000005688	2/7/2013	(809.18)
52000000	M&S Expense (O&M)	ZI	9000002988	2/7/2013	550.00
52000000	M&S Expense (O&M)	ZI	9000002989	2/7/2013	127.09
52000000	M&S Expense (O&M)	ZI	9000003068	2/7/2013	498.11
52000000	M&S Expense (O&M)	ZI	9000003088	2/7/2013	61.76
52000000	M&S Expense (O&M)	ZI	9000003143	2/7/2013	88.45
52500000	Misc Expense (O&M)	KR	5000005689	2/7/2013	214.65
52500000	Misc Expense (O&M)	KR	5000005690	2/7/2013	223.52
52500000	Misc Expense (O&M)	KR	5000005691	2/7/2013	286.52
52500000	Misc Expense (O&M)	KR	5000005692	2/7/2013	49.82
52500000	Misc Expense (O&M)	ZI	9000003060	2/7/2013	26.45
52532000	Electricity	ZN	5000005649	2/7/2013	85.26
52534000	Employee Expenses	ZI	9000003080	2/7/2013	152.53
52534000	Employee Expenses	ZI	9000003089	2/7/2013	208.73
52535000	Meals Deductible	ZI	9000002990	2/7/2013	46.32
52535000	Meals Deductible	ZI	9000003005	2/7/2013	20.00
52535000	Meals Deductible	ZI	9000003013	2/7/2013	8.00
52535000	Meals Deductible	ZI	9000003014	2/7/2013	10.00
52535000	Meals Deductible	ZI	9000003015	2/7/2013	10.00
52535000	Meals Deductible	ZI	9000003036	2/7/2013	34.72
52535000	Meals Deductible	ZI	9000003040	2/7/2013	10.00
52535000	Meals Deductible	ZI	9000003041	2/7/2013	10.00
52535000	Meals Deductible	ZI	9000003051	2/7/2013	10.00
52535000	Meals Deductible	ZI	9000003067	2/7/2013	6.68
52535000	Meals Deductible	ZI	9000003069	2/7/2013	8.37
52535000	Meals Deductible	ZI	9000003090	2/7/2013	8.02
52535000	Meals Deductible	ZI	9000003099	2/7/2013	7.99
52535000	Meals Deductible	ZI	9000003113	2/7/2013	3.38
52535000	Meals Deductible	ZI	9000003191	2/7/2013	10.00
52554500	Lab Supplies	RE	5000005679	2/7/2013	37.90
52554500	Lab Supplies	RE	5000005681	2/7/2013	99.41
52554500	Lab Supplies	RE	5000005682	2/7/2013	65.33
52554500	Lab Supplies	RE	5000005684	2/7/2013	230.86
52562000	Office Supplies	WE	5000005696	2/7/2013	34.39
52582000	Uniforms	ZI	9000002991	2/7/2013	111.30
52582000	Uniforms	ZI	9000003019	2/7/2013	111.30

Kentucky American Water Company  
Case No. 2012-00520  
Response to PSC DR1, Item 31

Account	Description	Doc Type	Document Number	Posting Date	Amount
52582000	Uniforms	ZI	9000003162	2/7/2013	65.85
52582000	Uniforms	ZI	9000003164	2/7/2013	203.50
52582000	Uniforms	ZI	9000003165	2/7/2013	111.30
52586000	PO Small Differences	RE	5000005686	2/7/2013	(0.03)
53150000	Contr Svc-Other	KR	5000005650	2/7/2013	4,402.92
53150000	Contr Svc-Other	WE	5000005673	2/7/2013	(12,250.00)
53150000	Contr Svc-Other	RE	5000005680	2/7/2013	77.76
53150000	Contr Svc-Other	ZI	9000003114	2/7/2013	222.47
55000000	Transportation (O&M)	ZI	9000003096	2/7/2013	67.39
55000000	Transportation (O&M)	ZI	9000003101	2/7/2013	52.99
55000000	Transportation (O&M)	ZI	9000003102	2/7/2013	86.12
55000000	Transportation (O&M)	ZI	9000003142	2/7/2013	119.57
57010000	Uncoll Accts Exp	ZA	9400002055	2/7/2013	(262.90)
40111000	Res Sales Billed	ZA	9400002056	2/8/2013	(178,957.77)
40121000	Com Sales Billed	ZA	9400002056	2/8/2013	(62,390.69)
40131000	Ind Sales Billed	ZA	9400002056	2/8/2013	(142.40)
40145000	Priv Fire Billed	ZA	9400002056	2/8/2013	(2,388.12)
40151000	Publ Auth Billed	ZA	9400002056	2/8/2013	(4,697.77)
40211000	Dom WW Svc Billed	ZA	9400002056	2/8/2013	(187.04)
40221000	Com WW Svc Billed	ZA	9400002056	2/8/2013	(17.46)
40251000	PubAuth WW Billed	ZA	9400002056	2/8/2013	(24.18)
40310100	OthRev-Late Pymt Fee	ZA	9400002056	2/8/2013	(2,891.56)
40310400	OthRev-NSF Ck Chrg	ZA	9400002056	2/8/2013	(48.00)
40310500	OthRev-Appl/InitFee	ZA	9400002056	2/8/2013	(3,224.00)
40310700	OthRev-Reconnct Fee	ZA	9400002056	2/8/2013	(1,040.00)
50100000	Labor Expense	PA	7000000268	2/8/2013	266,506.51
50110000	Labor NS OT -Natural	PA	7000000268	2/8/2013	35,521.68
50120000	Labor OT - Natural	PA	7000000268	2/8/2013	6.72
50421000	401k Expense	PA	7000000268	2/8/2013	5,754.73
50422000	DCP Expense	PA	7000000268	2/8/2013	6,910.23
50550000	Group Insur Expense	PA	7000000268	2/8/2013	57,738.81
51510000	Purchased Power	ZN	5000005711	2/8/2013	277.78
51800000	Chemicals	KR	5000005710	2/8/2013	8,109.85
51800000	Chemicals	KR	5000005712	2/8/2013	8,060.56
52000000	M&S Expense (O&M)	KR	5000005700	2/8/2013	28,586.08
52000000	M&S Expense (O&M)	WA	5000005701	2/8/2013	(136.85)
52000000	M&S Expense (O&M)	WA	5000005704	2/8/2013	136.85
52000000	M&S Expense (O&M)	WA	5000005709	2/8/2013	(7,414.44)
52000000	M&S Expense (O&M)	KR	5000005715	2/8/2013	4,006.80
52000000	M&S Expense (O&M)	ZI	9000002993	2/8/2013	172.88
52000000	M&S Expense (O&M)	ZI	9000003028	2/8/2013	288.10
52000000	M&S Expense (O&M)	ZI	9000003039	2/8/2013	127.20
52000000	M&S Expense (O&M)	ZI	9000003153	2/8/2013	208.31
52000000	M&S Expense (O&M)	ZI	9000003168	2/8/2013	657.37
52000000	M&S Expense (O&M)	ZI	9000003177	2/8/2013	8.24
52000000	M&S Expense (O&M)	ZI	9000003182	2/8/2013	365.70
52000000	M&S Expense (O&M)	ZI	9000003194	2/8/2013	333.01
52532000	Electricity	ZN	5000005711	2/8/2013	85.79
52534000	Employee Expenses	ZI	9000003037	2/8/2013	586.15
52534000	Employee Expenses	ZI	9000003061	2/8/2013	1,011.23
52534000	Employee Expenses	ZI	9000003070	2/8/2013	586.15
52534000	Employee Expenses	ZI	9000003120	2/8/2013	586.15
52534000	Employee Expenses	ZI	9000003121	2/8/2013	251.90

## Kentucky American Water Company

Case No. 2012-00520

Response to PSC DR1, Item 31

Account	Description	Doc Type	Document Number	Posting Date	Amount
52534000	Employee Expenses	ZI	9000003139	2/8/2013	1,011.23
52534000	Employee Expenses	ZI	9000003154	2/8/2013	183.86
52534000	Employee Expenses	ZI	9000003166	2/8/2013	468.92
52535000	Meals Deductible	ZI	9000002992	2/8/2013	8.46
52535000	Meals Deductible	ZI	9000002996	2/8/2013	19.91
52535000	Meals Deductible	ZI	9000002998	2/8/2013	19.45
52535000	Meals Deductible	ZI	9000003006	2/8/2013	14.83
52535000	Meals Deductible	ZI	9000003007	2/8/2013	18.93
52535000	Meals Deductible	ZI	9000003008	2/8/2013	25.00
52535000	Meals Deductible	ZI	9000003012	2/8/2013	15.35
52535000	Meals Deductible	ZI	9000003020	2/8/2013	5.30
52535000	Meals Deductible	ZI	9000003021	2/8/2013	9.90
52535000	Meals Deductible	ZI	9000003027	2/8/2013	23.92
52535000	Meals Deductible	ZI	9000003038	2/8/2013	19.11
52535000	Meals Deductible	ZI	9000003046	2/8/2013	41.64
52535000	Meals Deductible	ZI	9000003049	2/8/2013	14.88
52535000	Meals Deductible	ZI	9000003050	2/8/2013	16.35
52535000	Meals Deductible	ZI	9000003052	2/8/2013	26.18
52535000	Meals Deductible	ZI	9000003076	2/8/2013	15.00
52535000	Meals Deductible	ZI	9000003082	2/8/2013	16.35
52535000	Meals Deductible	ZI	9000003083	2/8/2013	16.12
52535000	Meals Deductible	ZI	9000003086	2/8/2013	18.97
52535000	Meals Deductible	ZI	9000003091	2/8/2013	50.93
52535000	Meals Deductible	ZI	9000003103	2/8/2013	50.93
52535000	Meals Deductible	ZI	9000003104	2/8/2013	16.27
52535000	Meals Deductible	ZI	9000003105	2/8/2013	22.23
52535000	Meals Deductible	ZI	9000003116	2/8/2013	26.68
52535000	Meals Deductible	ZI	9000003118	2/8/2013	10.22
52535000	Meals Deductible	ZI	9000003119	2/8/2013	45.84
52535000	Meals Deductible	ZI	9000003122	2/8/2013	9.44
52535000	Meals Deductible	ZI	9000003131	2/8/2013	22.00
52535000	Meals Deductible	ZI	9000003136	2/8/2013	6.79
52535000	Meals Deductible	ZI	9000003137	2/8/2013	16.35
52535000	Meals Deductible	ZI	9000003138	2/8/2013	8.64
52535000	Meals Deductible	ZI	9000003144	2/8/2013	24.59
52535000	Meals Deductible	ZI	9000003167	2/8/2013	6.02
52535000	Meals Deductible	ZI	9000003203	2/8/2013	9.70
52542000	Forms	KR	5000005707	2/8/2013	316.73
52542000	Forms	KR	5000005725	2/8/2013	3,447.82
52542000	Forms	KR	5000005726	2/8/2013	578.96
52550000	Janitorial	ZF	5000005664	2/8/2013	5,403.33
52554500	Lab Supplies	WE	5000005713	2/8/2013	1,301.04
52562000	Office Supplies	RE	5000005698	2/8/2013	(0.01)
52562000	Office Supplies	KR	5000005719	2/8/2013	459.51
52562500	Overnight Shippng	KR	5000005714	2/8/2013	101.05
52571100	Add'l Security Costs	KR	5000005708	2/8/2013	1,008.75
52582000	Uniforms	ZI	9000002986	2/8/2013	272.10
52582000	Uniforms	ZI	9000003078	2/8/2013	135.11
52582000	Uniforms	ZI	9000003081	2/8/2013	111.30
52582000	Uniforms	ZI	9000003150	2/8/2013	111.30
52585000	Discounts Available	ZP	3000011592	2/8/2013	(44.74)
52585000	Discounts Available	ZP	3000011601	2/8/2013	(8.75)
53150000	Contr Svc-Other	KR	5000005705	2/8/2013	453.85

## Kentucky American Water Company

Case No. 2012-00520

Response to PSC DR1, Item 31

Account	Description	Doc Type	Document Number	Posting Date	Amount
53150000	Contr Svc-Other	KR	5000005716	2/8/2013	117.13
53150000	Contr Svc-Other	KR	5000005717	2/8/2013	153.17
53150000	Contr Svc-Other	KR	5000005718	2/8/2013	121.37
53150000	Contr Svc-Other	KR	5000005722	2/8/2013	693.00
53150000	Contr Svc-Other	WE	5000005724	2/8/2013	2,667.00
53150000	Contr Svc-Other	ZI	9000003009	2/8/2013	45.00
53150000	Contr Svc-Other	ZI	9000003056	2/8/2013	104.01
53150000	Contr Svc-Other	ZI	9000003095	2/8/2013	227.53
53150000	Contr Svc-Other	ZI	9000003195	2/8/2013	129.82
55000000	Transportation (O&M)	ZI	9000002997	2/8/2013	136.78
55000000	Transportation (O&M)	ZI	9000002999	2/8/2013	1.81
55000000	Transportation (O&M)	ZI	9000003058	2/8/2013	113.41
55000000	Transportation (O&M)	ZI	9000003117	2/8/2013	4.66
55000000	Transportation (O&M)	ZI	9000003170	2/8/2013	152.26
55000000	Transportation (O&M)	ZI	9000003171	2/8/2013	52.99
55000000	Transportation (O&M)	ZI	9000003178	2/8/2013	35.00
55010500	Trans Reimb EE Prsnl	PA	7000000268	2/8/2013	67.80
57010000	Uncoll Accts Exp	ZA	9400002056	2/8/2013	(869.04)
68533000	FICA	PA	7000000268	2/8/2013	22,118.19
68535000	SUTA	PA	7000000268	2/8/2013	5,156.11
50457000	Training	ZI	9000003092	2/9/2013	26.50
50457000	Training	ZI	9000003176	2/9/2013	30.73
50457000	Training	ZI	9000003180	2/9/2013	5.86
50457000	Training	ZI	9000003190	2/9/2013	15.37
51800000	Chemicals	SN	100003563	2/9/2013	(532.56)
52000000	M&S Expense (O&M)	ZI	9000002987	2/9/2013	292.56
52534000	Employee Expenses	ZI	9000003062	2/9/2013	1,011.23
52534000	Employee Expenses	ZI	9000003125	2/9/2013	2,040.90
52534000	Employee Expenses	ZI	9000003141	2/9/2013	1,011.23
52534000	Employee Expenses	ZI	9000003155	2/9/2013	183.86
52534000	Employee Expenses	ZI	9000003172	2/9/2013	297.18
52535000	Meals Deductible	ZI	9000003000	2/9/2013	3.38
52535000	Meals Deductible	ZI	9000003001	2/9/2013	4.44
52535000	Meals Deductible	ZI	9000003002	2/9/2013	59.19
52535000	Meals Deductible	ZI	9000003003	2/9/2013	7.40
52535000	Meals Deductible	ZI	9000003010	2/9/2013	48.14
52535000	Meals Deductible	ZI	9000003016	2/9/2013	108.48
52535000	Meals Deductible	ZI	9000003059	2/9/2013	129.68
52535000	Meals Deductible	ZI	9000003077	2/9/2013	46.84
52535000	Meals Deductible	ZI	9000003084	2/9/2013	143.50
52535000	Meals Deductible	ZI	9000003093	2/9/2013	48.03
52535000	Meals Deductible	ZI	9000003106	2/9/2013	55.80
52535000	Meals Deductible	ZI	9000003108	2/9/2013	16.29
52535000	Meals Deductible	ZI	9000003124	2/9/2013	21.90
52535000	Meals Deductible	ZI	9000003130	2/9/2013	6.15
52535000	Meals Deductible	ZI	9000003140	2/9/2013	11.90
52535000	Meals Deductible	ZI	9000003156	2/9/2013	9.52
52535000	Meals Deductible	ZI	9000003160	2/9/2013	36.74
52535000	Meals Deductible	ZI	9000003169	2/9/2013	15.35
52535000	Meals Deductible	ZI	9000003181	2/9/2013	7.00
52535000	Meals Deductible	ZI	9000003189	2/9/2013	77.38
52562000	Office Supplies	ZI	9000002994	2/9/2013	783.04
52562000	Office Supplies	ZI	9000002995	2/9/2013	690.66



## Kentucky American Water Company

Case No. 2012-00520

Response to PSC DR1, Item 31

Account	Description	Doc Type	Document Number	Posting Date	Amount
52562000	Office Supplies	ZI	9000003097	2/9/2013	868.45
52562000	Office Supplies	ZI	9000003115	2/9/2013	1,922.55
52574100	Cell Phone	ZI	9000003053	2/9/2013	118.64
52582000	Uniforms	ZI	9000003196	2/9/2013	111.30
53150000	Contr Svc-Other	ZI	9000002985	2/9/2013	1,350.44
53150000	Contr Svc-Other	ZI	9000003063	2/9/2013	10.82
55000000	Transportation (O&M)	ZI	9000003004	2/9/2013	32.35
55000000	Transportation (O&M)	ZI	9000003161	2/9/2013	42.12
40111000	Res Sales Billed	ZA	9400002096	2/11/2013	(98,447.17)
40121000	Com Sales Billed	ZA	9400002096	2/11/2013	(31,207.58)
40131000	Ind Sales Billed	ZA	9400002096	2/11/2013	(3,119.26)
40145000	Priv Fire Billed	ZA	9400002096	2/11/2013	(4,815.02)
40151000	Publ Auth Billed	ZA	9400002096	2/11/2013	(1,742.27)
40171000	Misc Sales Billed	DR	4000008078	2/11/2013	(3,000.00)
40211000	Dom WW Svc Billed	ZA	9400002096	2/11/2013	(64.60)
40310100	OthRev-Late Pymt Fee	ZA	9400002096	2/11/2013	115.22
40310400	OthRev-NSF Ck Chrg	ZA	9400002096	2/11/2013	(72.00)
40310500	OthRev-Appl/InitFee	ZA	9400002096	2/11/2013	(1,404.00)
40310700	OthRev-Reconnct Fee	ZA	9400002096	2/11/2013	(858.00)
50452000	Emp Physical Exams	KR	5000005740	2/11/2013	37.10
50457000	Training	ZI	9000003123	2/11/2013	358.02
51510000	Purchased Power	ZN	5000005737	2/11/2013	19,962.01
52000000	M&S Expense (O&M)	WA	5000005733	2/11/2013	553.83
52000000	M&S Expense (O&M)	WA	5000005757	2/11/2013	394.93
52000000	M&S Expense (O&M)	WA	5000005758	2/11/2013	120.73
52000000	M&S Expense (O&M)	WA	5000005759	2/11/2013	86.90
52000000	M&S Expense (O&M)	WA	5000005762	2/11/2013	197.74
52000000	M&S Expense (O&M)	WA	5000005763	2/11/2013	281.96
52000000	M&S Expense (O&M)	WA	5000005764	2/11/2013	136.18
52000000	M&S Expense (O&M)	WA	5000005765	2/11/2013	136.17
52000000	M&S Expense (O&M)	WA	5000005766	2/11/2013	145.06
52000000	M&S Expense (O&M)	WA	5000005767	2/11/2013	2,983.62
52000000	M&S Expense (O&M)	ZI	9000003207	2/11/2013	503.81
52000000	M&S Expense (O&M)	ZI	9000003216	2/11/2013	604.45
52500000	Misc Expense (O&M)	SA	100003522	2/11/2013	(2,780.53)
52500000	Misc Expense (O&M)	RE	5000005742	2/11/2013	0.01
52500000	Misc Expense (O&M)	WE	5000005747	2/11/2013	3,280.00
52532000	Electricity	ZN	5000005737	2/11/2013	104.16
52534000	Employee Expenses	ZI	9000003064	2/11/2013	1,011.23
52534000	Employee Expenses	ZI	9000003107	2/11/2013	8.00
52534000	Employee Expenses	ZI	9000003184	2/11/2013	45.00
52534000	Employee Expenses	ZI	9000003186	2/11/2013	251.14
52534000	Employee Expenses	ZI	9000003202	2/11/2013	6.25
52535000	Meals Deductible	ZI	9000003011	2/11/2013	5.10
52535000	Meals Deductible	ZI	9000003017	2/11/2013	15.04
52535000	Meals Deductible	ZI	9000003022	2/11/2013	1.25
52535000	Meals Deductible	ZI	9000003023	2/11/2013	2.50
52535000	Meals Deductible	ZI	9000003025	2/11/2013	1.25
52535000	Meals Deductible	ZI	9000003026	2/11/2013	1.25
52535000	Meals Deductible	ZI	9000003042	2/11/2013	89.00
52535000	Meals Deductible	ZI	9000003043	2/11/2013	26.00
52535000	Meals Deductible	ZI	9000003044	2/11/2013	17.00
52535000	Meals Deductible	ZI	9000003045	2/11/2013	6.81

## Kentucky American Water Company

Case No. 2012-00520

Response to PSC DR1, Item 31

Account	Description	Doc Type	Document Number	Posting Date	Amount
52535000	Meals Deductible	ZI	9000003054	2/11/2013	33.45
52535000	Meals Deductible	ZI	9000003065	2/11/2013	6.89
52535000	Meals Deductible	ZI	9000003071	2/11/2013	1.25
52535000	Meals Deductible	ZI	9000003072	2/11/2013	1.25
52535000	Meals Deductible	ZI	9000003073	2/11/2013	1.25
52535000	Meals Deductible	ZI	9000003074	2/11/2013	1.25
52535000	Meals Deductible	ZI	9000003075	2/11/2013	4.82
52535000	Meals Deductible	ZI	9000003079	2/11/2013	21.50
52535000	Meals Deductible	ZI	9000003085	2/11/2013	61.50
52535000	Meals Deductible	ZI	9000003094	2/11/2013	9.85
52535000	Meals Deductible	ZI	9000003126	2/11/2013	13.25
52535000	Meals Deductible	ZI	9000003127	2/11/2013	8.17
52535000	Meals Deductible	ZI	9000003128	2/11/2013	29.56
52535000	Meals Deductible	ZI	9000003129	2/11/2013	7.00
52535000	Meals Deductible	ZI	9000003132	2/11/2013	46.50
52535000	Meals Deductible	ZI	9000003133	2/11/2013	29.75
52535000	Meals Deductible	ZI	9000003134	2/11/2013	1.75
52535000	Meals Deductible	ZI	9000003135	2/11/2013	1.25
52535000	Meals Deductible	ZI	9000003149	2/11/2013	20.30
52535000	Meals Deductible	ZI	9000003157	2/11/2013	7.72
52535000	Meals Deductible	ZI	9000003158	2/11/2013	8.60
52535000	Meals Deductible	ZI	9000003175	2/11/2013	76.32
52535000	Meals Deductible	ZI	9000003183	2/11/2013	2.15
52535000	Meals Deductible	ZI	9000003185	2/11/2013	7.55
52535000	Meals Deductible	ZI	9000003186	2/11/2013	186.88
52535000	Meals Deductible	ZI	9000003188	2/11/2013	288.23
52535000	Meals Deductible	ZI	9000003197	2/11/2013	200.23
52535000	Meals Deductible	ZI	9000003198	2/11/2013	27.00
52535000	Meals Deductible	ZI	9000003199	2/11/2013	353.48
52535000	Meals Deductible	ZI	9000003200	2/11/2013	195.00
52535000	Meals Deductible	ZI	9000003204	2/11/2013	45.43
52548000	Heating Oil/Gas	ZN	5000005737	2/11/2013	30.31
52550000	Janitorial	ZI	9000003047	2/11/2013	19.50
52554500	Lab Supplies	RE	5000005735	2/11/2013	19.29
52554500	Lab Supplies	RE	5000005743	2/11/2013	109.77
52554500	Lab Supplies	RE	5000005744	2/11/2013	127.15
52554500	Lab Supplies	RE	5000005768	2/11/2013	49.94
52585000	Discounts Available	ZP	3000011642	2/11/2013	(33.28)
53150000	Contr Svc-Other	RE	5000005729	2/11/2013	(0.36)
53150000	Contr Svc-Other	WE	5000005734	2/11/2013	2,134.90
53150000	Contr Svc-Other	WE	5000005748	2/11/2013	9,934.00
53150000	Contr Svc-Other	WE	5000005750	2/11/2013	(9,934.00)
53150000	Contr Svc-Other	WE	5000005752	2/11/2013	855.00
53150000	Contr Svc-Other	WE	5000005753	2/11/2013	1,350.00
57010000	Uncoll Accts Exp	ZA	9400002096	2/11/2013	(695.18)
72801100	Adv Receipt Non-Services Cleari	DR	4000008063	2/11/2013	(41,462.00)
72802100	CIAC Receipt Non-Services Clear	DR	4000008052	2/11/2013	(4,902.00)
72802100	CIAC Receipt Non-Services Clear	DR	4000008063	2/11/2013	(2,754.00)
72802100	CIAC Receipt Non-Services Clear	DR	4000008073	2/11/2013	(817.00)
40111000	Res Sales Billed	ZA	9400002097	2/12/2013	(313,819.20)
40121000	Com Sales Billed	ZA	9400002097	2/12/2013	(111,851.80)
40145000	Priv Fire Billed	ZA	9400002097	2/12/2013	(14,478.55)
40151000	Publ Auth Billed	ZA	9400002097	2/12/2013	(3,427.60)

## Kentucky American Water Company

Case No. 2012-00520

Response to PSC DR1, Item 31

Account	Description	Doc Type	Document Number	Posting Date	Amount
40211000	Dom WW Svc Billed	ZA	9400002097	2/12/2013	(148.05)
40221000	Com WW Svc Billed	ZA	9400002097	2/12/2013	(1,677.57)
40310100	OthRev-Late Pymt Fee	ZA	9400002097	2/12/2013	(96.55)
40310400	OthRev-NSF Ck Chrg	ZA	9400002097	2/12/2013	(108.00)
40310500	OthRev-Appl/InitFee	ZA	9400002097	2/12/2013	(3,692.00)
40310700	OthRev-Reconnct Fee	ZA	9400002097	2/12/2013	(1,508.00)
51510000	Purchased Power	ZF	5000005706	2/12/2013	3,625.35
51510000	Purchased Power	ZN	5000005791	2/12/2013	26,723.62
52000000	M&S Expense (O&M)	KR	5000005785	2/12/2013	320.73
52000000	M&S Expense (O&M)	KR	5000005798	2/12/2013	1,161.15
52000000	M&S Expense (O&M)	KR	5000005799	2/12/2013	165.56
52500000	Misc Expense (O&M)	WE	5000005780	2/12/2013	820.00
52500000	Misc Expense (O&M)	WE	5000005781	2/12/2013	(820.00)
52500000	Misc Expense (O&M)	WE	5000005782	2/12/2013	(3,280.00)
52500000	Misc Expense (O&M)	WE	5000005783	2/12/2013	0.04
52527000	Directors Fees	ZF	5000005788	2/12/2013	50.00
52527000	Directors Fees	ZF	5000005792	2/12/2013	50.00
52527000	Directors Fees	ZF	5000005793	2/12/2013	50.00
52527000	Directors Fees	ZF	5000005794	2/12/2013	50.00
52532000	Electricity	ZN	5000005791	2/12/2013	8,341.89
52534000	Employee Expenses	ZI	9000003210	2/12/2013	405.96
52534000	Employee Expenses	ZI	9000003211	2/12/2013	5.00
52534000	Employee Expenses	ZI	9000003215	2/12/2013	20.00
52534000	Employee Expenses	ZI	9000003217	2/12/2013	390.70
52535000	Meals Deductible	ZI	9000003208	2/12/2013	27.10
52535000	Meals Deductible	ZI	9000003209	2/12/2013	24.10
52535000	Meals Deductible	ZI	9000003212	2/12/2013	80.88
52535000	Meals Deductible	ZI	9000003213	2/12/2013	17.75
52535000	Meals Deductible	ZI	9000003214	2/12/2013	23.06
52535000	Meals Deductible	ZI	9000003219	2/12/2013	28.63
52548000	Heating Oil/Gas	ZN	5000005791	2/12/2013	1,408.70
52554500	Lab Supplies	RE	5000005777	2/12/2013	29.11
52554500	Lab Supplies	WE	5000005796	2/12/2013	150.80
52554500	Lab Supplies	WE	5000005800	2/12/2013	589.36
52571000	Security Svc	WE	5000005797	2/12/2013	109.07
52578000	Trash Removal	KR	5000005789	2/12/2013	105.59
53152000	Contr Svc-Lab Testng	KR	5000005787	2/12/2013	286.20
53155000	Contr Svc-Legal	ZF	5000005784	2/12/2013	445.08
57010000	Uncoll Accts Exp	ZA	9400002097	2/12/2013	(506.39)
72801100	Adv Receipt Non-Services Cleari DR		4000008086	2/12/2013	(43,141.00)
72801100	Adv Receipt Non-Services Cleari DR		4000008095	2/12/2013	(43,476.00)
72801100	Adv Receipt Non-Services Cleari DR		4000008100	2/12/2013	(197,328.00)
72802100	CIAC Receipt Non-Services Clear DR		4000008095	2/12/2013	(4,247.00)
72802100	CIAC Receipt Non-Services Clear DR		4000008100	2/12/2013	(38,254.00)
40111000	Res Sales Billed	ZA	9400002260	2/13/2013	(13,190.61)
40121000	Com Sales Billed	ZA	9400002260	2/13/2013	(517.01)
40145000	Priv Fire Billed	ZA	9400002260	2/13/2013	(101.08)
40151000	Publ Auth Billed	ZA	9400002260	2/13/2013	(1,390.73)
40171000	Misc Sales Billed	ZA	9400002260	2/13/2013	(315.80)
40211000	Dom WW Svc Billed	ZA	9400002260	2/13/2013	(245.84)
40221000	Com WW Svc Billed	ZA	9400002260	2/13/2013	(1,061.74)
40251000	PubAuth WW Billed	ZA	9400002260	2/13/2013	(349.52)
40310100	OthRev-Late Pymt Fee	ZA	9400002260	2/13/2013	(6,555.35)

Kentucky American Water Company  
Case No. 2012-00520  
Response to PSC DR1, Item 31

Account	Description	Doc Type	Document Number	Posting Date	Amount
40310400	OthRev-NSF Ck Chrg	ZA	9400002260	2/13/2013	(144.00)
40310500	OthRev-Appl/InitFee	ZA	9400002260	2/13/2013	(286.00)
40310700	OthRev-Reconnct Fee	ZA	9400002260	2/13/2013	(104.00)
51110000	Waste Disposal	ZN	5000005811	2/13/2013	3,210.03
51510000	Purchased Power	ZF	5000005790	2/13/2013	7,250.70
51510000	Purchased Power	ZN	5000005811	2/13/2013	162,362.29
51800000	Chemicals	SN	100003642	2/13/2013	(563.58)
51800000	Chemicals	WA	5000005819	2/13/2013	2,520.80
52000000	M&S Expense (O&M)	ZI	9000003031	2/13/2013	33.52
52000000	M&S Expense (O&M)	ZI	9000003035	2/13/2013	6.68
52500000	Misc Expense (O&M)	ZI	9000003206	2/13/2013	113.34
52532000	Electricity	ZN	5000005811	2/13/2013	61.41
52534000	Employee Expenses	ZI	9000003174	2/13/2013	2,910.00
52534000	Employee Expenses	ZI	9000003187	2/13/2013	100.00
52534000	Employee Expenses	ZI	9000003205	2/13/2013	50.00
52535000	Meals Deductible	ZI	9000003018	2/13/2013	2.15
52535000	Meals Deductible	ZI	9000003024	2/13/2013	2.15
52535000	Meals Deductible	ZI	9000003030	2/13/2013	7.68
52535000	Meals Deductible	ZI	9000003032	2/13/2013	2.15
52535000	Meals Deductible	ZI	9000003033	2/13/2013	1.07
52535000	Meals Deductible	ZI	9000003034	2/13/2013	2.15
52535000	Meals Deductible	ZI	9000003048	2/13/2013	10.60
52535000	Meals Deductible	ZI	9000003055	2/13/2013	2.15
52535000	Meals Deductible	ZI	9000003057	2/13/2013	3.07
52535000	Meals Deductible	ZI	9000003066	2/13/2013	3.07
52535000	Meals Deductible	ZI	9000003087	2/13/2013	3.07
52535000	Meals Deductible	ZI	9000003098	2/13/2013	3.07
52535000	Meals Deductible	ZI	9000003100	2/13/2013	3.23
52535000	Meals Deductible	ZI	9000003111	2/13/2013	3.07
52535000	Meals Deductible	ZI	9000003112	2/13/2013	2.06
52535000	Meals Deductible	ZI	9000003145	2/13/2013	1.07
52535000	Meals Deductible	ZI	9000003146	2/13/2013	2.15
52535000	Meals Deductible	ZI	9000003151	2/13/2013	24.20
52535000	Meals Deductible	ZI	9000003152	2/13/2013	2.15
52535000	Meals Deductible	ZI	9000003163	2/13/2013	2.15
52535000	Meals Deductible	ZI	9000003173	2/13/2013	5.77
52550000	Janitorial	ZI	9000003159	2/13/2013	8.54
52550000	Janitorial	ZI	9000003201	2/13/2013	8.54
52550000	Janitorial	ZI	9000003218	2/13/2013	4.27
52554500	Lab Supplies	WE	5000005820	2/13/2013	148.40
52578000	Trash Removal	KR	5000005822	2/13/2013	70.11
52582000	Uniforms	ZI	9000003147	2/13/2013	69.19
52582000	Uniforms	ZI	9000003148	2/13/2013	188.00
52582000	Uniforms	ZI	9000003159	2/13/2013	32.91
52582000	Uniforms	ZI	9000003179	2/13/2013	111.30
52582000	Uniforms	ZI	9000003192	2/13/2013	69.19
52582000	Uniforms	ZI	9000003193	2/13/2013	59.89
52582000	Uniforms	ZI	9000003201	2/13/2013	32.91
52582000	Uniforms	ZI	9000003218	2/13/2013	53.14
52586000	PO Small Differences	RE	5000005824	2/13/2013	22.03
53150000	Contr Svc-Other	SN	100003659	2/13/2013	(39.12)
53150000	Contr Svc-Other	KR	5000005818	2/13/2013	74.35
53150000	Contr Svc-Other	KR	5000005821	2/13/2013	13,724.88

## Kentucky American Water Company

Case No. 2012-00520

Response to PSC DR1, Item 31

Account	Description	Doc Type	Document Number	Posting Date	Amount
53150000	Contr Svc-Other	ZI	9000003220	2/13/2013	70.45
55000000	Transportation (O&M)	ZI	9000003029	2/13/2013	19.98
55000000	Transportation (O&M)	ZI	9000003109	2/13/2013	6.43
55000000	Transportation (O&M)	ZI	9000003110	2/13/2013	5.84
57010000	Uncoll Accts Exp	ZA	9400002260	2/13/2013	(255.00)
68520100	Tax Discounts	ZF	5000005790	2/13/2013	(1,363.29)
72802100	CIAC Receipt Non-Services Clear DR		4000008118	2/13/2013	(1,634.00)
72802100	CIAC Receipt Non-Services Clear DR		4000008125	2/13/2013	(817.00)
72802100	CIAC Receipt Non-Services Clear DR		4000008130	2/13/2013	(817.00)
40111000	Res Sales Billed	ZA	9400002128	2/14/2013	(26,826.57)
40121000	Com Sales Billed	ZA	9400002128	2/14/2013	(1,083.18)
40151000	Publ Auth Billed	ZA	9400002128	2/14/2013	(489.12)
40161000	Sls/Rsle Billed	ZA	9400002128	2/14/2013	(263.78)
40171000	Misc Sales Billed	ZA	9400002128	2/14/2013	(868.43)
40211000	Dom WW Svc Billed	ZA	9400002128	2/14/2013	(128.76)
40221000	Com WW Svc Billed	ZA	9400002128	2/14/2013	(163.09)
40251000	PubAuth WW Billed	ZA	9400002128	2/14/2013	(346.25)
40310100	OthRev-Late Pymt Fee	ZA	9400002128	2/14/2013	(6,436.97)
40310400	OthRev-NSF Ck Chrg	ZA	9400002128	2/14/2013	(84.00)
40310500	OthRev-Appl/InitFee	ZA	9400002128	2/14/2013	(286.00)
40310700	OthRev-Reconnct Fee	ZA	9400002128	2/14/2013	(78.00)
50100000	Labor Expense	PA	7000000283	2/14/2013	3,208.80
50457000	Training	ZI	9000003386	2/14/2013	157.41
50457000	Training	ZI	9000003387	2/14/2013	245.29
52000000	M&S Expense (O&M)	WA	5000005836	2/14/2013	60.73
52000000	M&S Expense (O&M)	KR	5000005842	2/14/2013	89.01
52000000	M&S Expense (O&M)	KR	5000005843	2/14/2013	105.15
52000000	M&S Expense (O&M)	KR	5000005844	2/14/2013	78.86
52000000	M&S Expense (O&M)	WA	5000005848	2/14/2013	57.41
52000000	M&S Expense (O&M)	WA	5000005849	2/14/2013	555.17
52000000	M&S Expense (O&M)	KR	5000005858	2/14/2013	160.49
52000000	M&S Expense (O&M)	KR	5000005859	2/14/2013	1,785.57
52000000	M&S Expense (O&M)	ZI	9000003252	2/14/2013	798.19
52000000	M&S Expense (O&M)	ZI	9000003260	2/14/2013	811.45
52000000	M&S Expense (O&M)	ZI	9000003266	2/14/2013	692.31
52000000	M&S Expense (O&M)	ZI	9000003267	2/14/2013	310.67
52000000	M&S Expense (O&M)	ZI	9000003268	2/14/2013	84.67
52000000	M&S Expense (O&M)	ZI	9000003288	2/14/2013	524.15
52000000	M&S Expense (O&M)	ZI	9000003289	2/14/2013	188.99
52000000	M&S Expense (O&M)	ZI	9000003290	2/14/2013	148.23
52000000	M&S Expense (O&M)	ZI	9000003291	2/14/2013	616.48
52000000	M&S Expense (O&M)	ZI	9000003292	2/14/2013	59.63
52000000	M&S Expense (O&M)	ZI	9000003302	2/14/2013	99.73
52000000	M&S Expense (O&M)	ZI	9000003303	2/14/2013	1,101.89
52000000	M&S Expense (O&M)	ZI	9000003306	2/14/2013	87.87
52000000	M&S Expense (O&M)	ZI	9000003310	2/14/2013	45.58
52000000	M&S Expense (O&M)	ZI	9000003312	2/14/2013	609.94
52000000	M&S Expense (O&M)	ZI	9000003313	2/14/2013	230.56
52000000	M&S Expense (O&M)	ZI	9000003319	2/14/2013	59.97
52000000	M&S Expense (O&M)	ZI	9000003320	2/14/2013	10.40
52000000	M&S Expense (O&M)	ZI	9000003325	2/14/2013	33.69
52000000	M&S Expense (O&M)	ZI	9000003326	2/14/2013	404.46
52000000	M&S Expense (O&M)	ZI	9000003327	2/14/2013	178.58

## Kentucky American Water Company

Case No. 2012-00520

Response to PSC DR1, Item 31

Account	Description	Doc Type	Document Number	Posting Date	Amount
52000000	M&S Expense (O&M)	ZI	9000003328	2/14/2013	15.90
52000000	M&S Expense (O&M)	ZI	9000003329	2/14/2013	11.36
52000000	M&S Expense (O&M)	ZI	9000003334	2/14/2013	108.79
52000000	M&S Expense (O&M)	ZI	9000003335	2/14/2013	27.26
52000000	M&S Expense (O&M)	ZI	9000003337	2/14/2013	56.81
52000000	M&S Expense (O&M)	ZI	9000003342	2/14/2013	187.30
52000000	M&S Expense (O&M)	ZI	9000003343	2/14/2013	495.00
52000000	M&S Expense (O&M)	ZI	9000003355	2/14/2013	117.74
52000000	M&S Expense (O&M)	ZI	9000003356	2/14/2013	15.87
52000000	M&S Expense (O&M)	ZI	9000003359	2/14/2013	446.14
52000000	M&S Expense (O&M)	ZI	9000003366	2/14/2013	36.04
52000000	M&S Expense (O&M)	ZI	9000003378	2/14/2013	277.00
52000000	M&S Expense (O&M)	ZI	9000003390	2/14/2013	19.99
52000000	M&S Expense (O&M)	ZI	9000003393	2/14/2013	825.05
52000000	M&S Expense (O&M)	ZI	9000003394	2/14/2013	84.40
52500000	Misc Expense (O&M)	KP	5000005857	2/14/2013	2,279.00
52500000	Misc Expense (O&M)	WE	5000005863	2/14/2013	1,315.71
52500000	Misc Expense (O&M)	ZI	9000003347	2/14/2013	59.28
52514500	Charitb Don-H/Ed/En	ZF	5000005851	2/14/2013	5,000.00
52514700	Community Partnrshps	ZF	5000005854	2/14/2013	300.00
52514700	Community Partnrshps	ZF	5000005856	2/14/2013	47.53
52524000	Co Dues/Mmbrshp Ded	ZF	5000005855	2/14/2013	750.00
52534000	Employee Expenses	ZI	9000003231	2/14/2013	586.15
52534000	Employee Expenses	ZI	9000003237	2/14/2013	586.15
52534000	Employee Expenses	ZI	9000003243	2/14/2013	6.00
52534000	Employee Expenses	ZI	9000003261	2/14/2013	586.15
52534000	Employee Expenses	ZI	9000003262	2/14/2013	219.90
52534000	Employee Expenses	ZI	9000003276	2/14/2013	586.15
52534000	Employee Expenses	ZI	9000003277	2/14/2013	243.29
52534000	Employee Expenses	ZI	9000003318	2/14/2013	468.92
52534000	Employee Expenses	ZI	9000003321	2/14/2013	468.92
52535000	Meals Deductible	ZI	9000003228	2/14/2013	32.76
52535000	Meals Deductible	ZI	9000003230	2/14/2013	18.12
52535000	Meals Deductible	ZI	9000003234	2/14/2013	11.23
52535000	Meals Deductible	ZI	9000003235	2/14/2013	16.20
52535000	Meals Deductible	ZI	9000003236	2/14/2013	9.10
52535000	Meals Deductible	ZI	9000003238	2/14/2013	23.70
52535000	Meals Deductible	ZI	9000003239	2/14/2013	2.47
52535000	Meals Deductible	ZI	9000003240	2/14/2013	1.00
52535000	Meals Deductible	ZI	9000003241	2/14/2013	55.07
52535000	Meals Deductible	ZI	9000003242	2/14/2013	32.79
52535000	Meals Deductible	ZI	9000003244	2/14/2013	1.25
52535000	Meals Deductible	ZI	9000003245	2/14/2013	1.25
52535000	Meals Deductible	ZI	9000003246	2/14/2013	1.00
52535000	Meals Deductible	ZI	9000003247	2/14/2013	171.08
52535000	Meals Deductible	ZI	9000003248	2/14/2013	1.25
52535000	Meals Deductible	ZI	9000003249	2/14/2013	1.00
52535000	Meals Deductible	ZI	9000003250	2/14/2013	2.50
52535000	Meals Deductible	ZI	9000003251	2/14/2013	131.18
52535000	Meals Deductible	ZI	9000003255	2/14/2013	20.18
52535000	Meals Deductible	ZI	9000003256	2/14/2013	2.50
52535000	Meals Deductible	ZI	9000003257	2/14/2013	1.25
52535000	Meals Deductible	ZI	9000003258	2/14/2013	1.25

## Kentucky American Water Company

Case No. 2012-00520

Response to PSC DR1, Item 31

Account	Description	Doc Type	Document Number	Posting Date	Amount
52535000	Meals Deductible	ZI	9000003259	2/14/2013	1.00
52535000	Meals Deductible	ZI	9000003263	2/14/2013	5.58
52535000	Meals Deductible	ZI	9000003264	2/14/2013	21.00
52535000	Meals Deductible	ZI	9000003265	2/14/2013	74.92
52535000	Meals Deductible	ZI	9000003269	2/14/2013	16.17
52535000	Meals Deductible	ZI	9000003270	2/14/2013	8.93
52535000	Meals Deductible	ZI	9000003271	2/14/2013	82.20
52535000	Meals Deductible	ZI	9000003272	2/14/2013	82.98
52535000	Meals Deductible	ZI	9000003273	2/14/2013	70.63
52535000	Meals Deductible	ZI	9000003274	2/14/2013	18.50
52535000	Meals Deductible	ZI	9000003275	2/14/2013	145.29
52535000	Meals Deductible	ZI	9000003279	2/14/2013	2.50
52535000	Meals Deductible	ZI	9000003280	2/14/2013	39.35
52535000	Meals Deductible	ZI	9000003281	2/14/2013	188.97
52535000	Meals Deductible	ZI	9000003282	2/14/2013	84.60
52535000	Meals Deductible	ZI	9000003285	2/14/2013	9.44
52535000	Meals Deductible	ZI	9000003286	2/14/2013	28.22
52535000	Meals Deductible	ZI	9000003294	2/14/2013	1.00
52535000	Meals Deductible	ZI	9000003295	2/14/2013	1.50
52535000	Meals Deductible	ZI	9000003296	2/14/2013	1.25
52535000	Meals Deductible	ZI	9000003297	2/14/2013	11.87
52535000	Meals Deductible	ZI	9000003298	2/14/2013	48.33
52535000	Meals Deductible	ZI	9000003304	2/14/2013	26.26
52535000	Meals Deductible	ZI	9000003305	2/14/2013	4.07
52535000	Meals Deductible	ZI	9000003315	2/14/2013	174.82
52535000	Meals Deductible	ZI	9000003316	2/14/2013	1.25
52535000	Meals Deductible	ZI	9000003317	2/14/2013	4.59
52535000	Meals Deductible	ZI	9000003322	2/14/2013	8.97
52535000	Meals Deductible	ZI	9000003330	2/14/2013	61.34
52535000	Meals Deductible	ZI	9000003331	2/14/2013	24.45
52535000	Meals Deductible	ZI	9000003332	2/14/2013	3.20
52535000	Meals Deductible	ZI	9000003340	2/14/2013	5.29
52535000	Meals Deductible	ZI	9000003365	2/14/2013	10.57
52535000	Meals Deductible	ZI	9000003372	2/14/2013	17.65
52535000	Meals Deductible	ZI	9000003374	2/14/2013	30.46
52535000	Meals Deductible	ZI	9000003375	2/14/2013	38.71
52535000	Meals Deductible	ZI	9000003385	2/14/2013	9.31
52554500	Lab Supplies	RE	5000005829	2/14/2013	40.23
52562500	Overnight Shippng	ZI	9000003309	2/14/2013	235.41
52574100	Cell Phone	ZC	9400002127	2/14/2013	2,065.21
52582000	Uniforms	ZI	9000003336	2/14/2013	111.30
52582000	Uniforms	ZI	9000003348	2/14/2013	103.98
52582000	Uniforms	ZI	9000003350	2/14/2013	248.04
52583000	Water & WW	KR	5000005846	2/14/2013	28.56
52585000	Discounts Available	ZP	3000011753	2/14/2013	(54.88)
52586000	PO Small Differences	RE	5000005826	2/14/2013	(103.88)
52586000	PO Small Differences	RE	5000005866	2/14/2013	(11.94)
53150000	Contr Svc-Other	KR	5000005837	2/14/2013	509.86
53150000	Contr Svc-Other	KR	5000005839	2/14/2013	113.95
53150000	Contr Svc-Other	KR	5000005840	2/14/2013	504.03
53150000	Contr Svc-Other	KR	5000005841	2/14/2013	212.81
53150000	Contr Svc-Other	KR	5000005845	2/14/2013	1,160.70
53150000	Contr Svc-Other	KR	5000005847	2/14/2013	103.88

## Kentucky American Water Company

Case No. 2012-00520

Response to PSC DR1, Item 31

Account	Description	Doc Type	Document Number	Posting Date	Amount
53150000	Contr Svc-Other	ZI	9000003377	2/14/2013	862.87
55000000	Transportation (O&M)	ZI	9000003338	2/14/2013	21.36
55000000	Transportation (O&M)	ZI	9000003363	2/14/2013	204.80
55000000	Transportation (O&M)	ZI	9000003389	2/14/2013	21.46
57010000	Uncoll Accts Exp	ZA	9400002128	2/14/2013	(519.00)
68533000	FICA	PA	7000000283	2/14/2013	245.48
68535000	SUTA	PA	7000000283	2/14/2013	64.18
72802100	CIAC Receipt Non-Services Clear DR		4000008216	2/14/2013	(817.00)
72802100	CIAC Receipt Non-Services Clear DR		4000008223	2/14/2013	(3,268.00)
72802100	CIAC Receipt Non-Services Clear DR		4000008228	2/14/2013	(817.00)
40111000	Res Sales Billed	ZA	9400002130	2/15/2013	(238,476.04)
40121000	Com Sales Billed	ZA	9400002130	2/15/2013	(104,799.70)
40131000	Ind Sales Billed	ZA	9400002130	2/15/2013	(2,760.76)
40145000	Priv Fire Billed	ZA	9400002130	2/15/2013	(9,328.39)
40151000	Publ Auth Billed	ZA	9400002130	2/15/2013	(11,663.61)
40310100	OthRev-Late Pymt Fee	ZA	9400002130	2/15/2013	(48.10)
40310400	OthRev-NSF Ck Chrg	ZA	9400002130	2/15/2013	(144.00)
40310500	OthRev-Appl/InitFee	ZA	9400002130	2/15/2013	(4,368.00)
40310600	OthRev-Usage Data	ZA	9400002130	2/15/2013	(975.43)
40310700	OthRev-Reconnct Fee	ZA	9400002130	2/15/2013	(1,508.00)
51010000	Purchased Water	ZI	9000003339	2/15/2013	1,231.51
52000000	M&S Expense (O&M)	KR	5000005873	2/15/2013	1,434.42
52000000	M&S Expense (O&M)	KR	5000005877	2/15/2013	265.73
52000000	M&S Expense (O&M)	WA	5000005883	2/15/2013	10,916.62
52000000	M&S Expense (O&M)	KR	5000005897	2/15/2013	1,059.47
52000000	M&S Expense (O&M)	ZI	9000003351	2/15/2013	90.00
52000000	M&S Expense (O&M)	ZI	9000003352	2/15/2013	90.07
52000000	M&S Expense (O&M)	ZI	9000003353	2/15/2013	8.99
52000000	M&S Expense (O&M)	ZI	9000003354	2/15/2013	31.05
52000000	M&S Expense (O&M)	ZI	9000003371	2/15/2013	11.64
52500000	Misc Expense (O&M)	SA	100003644	2/15/2013	(407.75)
52500000	Misc Expense (O&M)	SA	100003645	2/15/2013	(602.68)
52500000	Misc Expense (O&M)	ZI	9000003314	2/15/2013	31.86
52500000	Misc Expense (O&M)	ZI	9000003361	2/15/2013	2,279.00
52524000	Co Dues/Mmbrshp Ded	ZI	9000003284	2/15/2013	30.00
52534000	Employee Expenses	ZI	9000003283	2/15/2013	1,011.23
52534000	Employee Expenses	ZI	9000003324	2/15/2013	275.79
52534000	Employee Expenses	ZI	9000003384	2/15/2013	123.17
52534000	Employee Expenses	ZI	9000003405	2/15/2013	20.00
52534000	Employee Expenses	ZI	9000003406	2/15/2013	20.00
52534000	Employee Expenses	ZI	9000003407	2/15/2013	575.84
52534000	Employee Expenses	ZI	9000003408	2/15/2013	575.84
52534000	Employee Expenses	ZI	9000003410	2/15/2013	20.00
52534000	Employee Expenses	ZI	9000003411	2/15/2013	20.00
52534000	Employee Expenses	ZI	9000003415	2/15/2013	256.05
52534000	Employee Expenses	ZI	9000003420	2/15/2013	100.28
52535000	Meals Deductible	ZI	9000003227	2/15/2013	35.58
52535000	Meals Deductible	ZI	9000003229	2/15/2013	30.40
52535000	Meals Deductible	ZI	9000003232	2/15/2013	6.66
52535000	Meals Deductible	ZI	9000003233	2/15/2013	9.29
52535000	Meals Deductible	ZI	9000003300	2/15/2013	24.14
52535000	Meals Deductible	ZI	9000003311	2/15/2013	26.23
52535000	Meals Deductible	ZI	9000003323	2/15/2013	45.80



## Kentucky American Water Company

Case No. 2012-00520

Response to PSC DR1, Item 31

Account	Description	Doc Type	Document Number	Posting Date	Amount
52535000	Meals Deductible	ZI	9000003341	2/15/2013	9.83
52535000	Meals Deductible	ZI	9000003344	2/15/2013	6.23
52535000	Meals Deductible	ZI	9000003345	2/15/2013	3.48
52535000	Meals Deductible	ZI	9000003346	2/15/2013	27.70
52535000	Meals Deductible	ZI	9000003360	2/15/2013	5.93
52535000	Meals Deductible	ZI	9000003364	2/15/2013	8.77
52535000	Meals Deductible	ZI	9000003367	2/15/2013	10.00
52535000	Meals Deductible	ZI	9000003368	2/15/2013	10.00
52535000	Meals Deductible	ZI	9000003369	2/15/2013	9.19
52535000	Meals Deductible	ZI	9000003370	2/15/2013	9.72
52535000	Meals Deductible	ZI	9000003381	2/15/2013	47.59
52535000	Meals Deductible	ZI	9000003382	2/15/2013	4.70
52535000	Meals Deductible	ZI	9000003383	2/15/2013	5.29
52535000	Meals Deductible	ZI	9000003404	2/15/2013	26.95
52535000	Meals Deductible	ZI	9000003409	2/15/2013	68.00
52535000	Meals Deductible	ZI	9000003412	2/15/2013	17.64
52535000	Meals Deductible	ZI	9000003413	2/15/2013	4.75
52535000	Meals Deductible	ZI	9000003414	2/15/2013	67.23
52535000	Meals Deductible	ZI	9000003416	2/15/2013	11.56
52535000	Meals Deductible	ZI	9000003418	2/15/2013	23.01
52535000	Meals Deductible	ZI	9000003421	2/15/2013	86.46
52562500	Overnight Shippng	KR	5000005878	2/15/2013	330.00
52571000	Security Svc	RE	5000005880	2/15/2013	(306.14)
52574000	Telephone	ZC	9400002129	2/15/2013	1,728.02
52574100	Cell Phone	ZC	9400002129	2/15/2013	84.42
52585000	Discounts Available	ZP	3000011904	2/15/2013	(20.70)
52585000	Discounts Available	ZP	3000011905	2/15/2013	(7.90)
52585000	Discounts Available	ZP	3000011916	2/15/2013	(1.51)
53150000	Contr Svc-Other	WE	5000005874	2/15/2013	2,524.00
53150000	Contr Svc-Other	WE	5000005875	2/15/2013	3,926.00
53150000	Contr Svc-Other	KR	5000005890	2/15/2013	331.67
53150000	Contr Svc-Other	KR	5000005891	2/15/2013	35.74
53150000	Contr Svc-Other	KR	5000005892	2/15/2013	1,259.28
53150000	Contr Svc-Other	KR	5000005894	2/15/2013	474.88
53150000	Contr Svc-Other	KP	5000005895	2/15/2013	(75,825.00)
53150000	Contr Svc-Other	KR	5000005896	2/15/2013	208.23
53150000	Contr Svc-Other	ZI	9000003299	2/15/2013	150.00
53155000	Contr Svc-Legal	KR	5000005887	2/15/2013	254.40
55000000	Transportation (O&M)	ZI	9000003362	2/15/2013	6.00
55000000	Transportation (O&M)	ZI	9000003417	2/15/2013	24.00
55000000	Transportation (O&M)	ZI	9000003419	2/15/2013	8.00
55000000	Transportation (O&M)	ZI	9000003423	2/15/2013	16.99
57010000	Uncoll Accts Exp	ZA	9400002130	2/15/2013	(1,131.59)
69063000	Def FIT-RegAsst/Liab	SI	9600000163	2/15/2013	39,099.26
69063000	Def FIT-RegAsst/Liab	SI	9600000164	2/15/2013	(300.91)
69063000	Def FIT-RegAsst/Liab	SI	9600000165	2/15/2013	(8,870.83)
69063000	Def FIT-RegAsst/Liab	SI	9600000166	2/15/2013	(365.33)
69063000	Def FIT-RegAsst/Liab	SI	9600000167	2/15/2013	(2,750.67)
69063000	Def FIT-RegAsst/Liab	SI	9600000168	2/15/2013	(1,698.65)
69073000	Def SIT-RegAsst/Liab	SI	9600000163	2/15/2013	7,130.57
69073000	Def SIT-RegAsst/Liab	SI	9600000164	2/15/2013	(54.92)
69073000	Def SIT-RegAsst/Liab	SI	9600000165	2/15/2013	(566.25)
69073000	Def SIT-RegAsst/Liab	SI	9600000166	2/15/2013	(66.67)

Kentucky American Water Company  
Case No. 2012-00520  
Response to PSC DR1, Item 31

Account	Description	Doc Type	Document Number	Posting Date	Amount
69073000	Def SIT-RegAsst/Liab	SI	9600000167	2/15/2013	(501.66)
69073000	Def SIT-RegAsst/Liab	SI	9600000168	2/15/2013	(309.68)
69073000	Def SIT-RegAsst/Liab	SI	9600000169	2/15/2013	(2,199.61)
69073000	Def SIT-RegAsst/Liab	SI	9600000170	2/15/2013	(1,857.42)
69522000	ITC Restored-3%	SI	9600000166	2/15/2013	(637.67)
69523000	ITC Restored-4%	SI	9600000164	2/15/2013	(525.42)
69524000	ITC Restored-10%	SI	9600000167	2/15/2013	(5,903.33)
71521000	M&J Expenses	DR	4000008195	2/15/2013	(2,945.57)
71521000	M&J Expenses	DR	4000008208	2/15/2013	(3,567.18)
88101000	CAP Move-UP	UP	2000001042	2/15/2013	2,324,791.40
88106000	CAP Move-CCNC	UN	2000001009	2/15/2013	90,096.53
88106000	CAP Move-CCNC	UP	2000001042	2/15/2013	(2,324,898.44)
88107000	CAP Move-CWIP	UN	2000001009	2/15/2013	(90,096.53)
88107000	CAP Move-CWIP	UP	2000001042	2/15/2013	107.04
88257000	CAP Move-COR	UC	2000001005	2/15/2013	251,164.95
88257100	CAP Move-RWIP	UC	2000001005	2/15/2013	(251,164.95)
52000000	M&S Expense (O&M)	KR	5000005900	2/16/2013	274.71
52000000	M&S Expense (O&M)	KR	5000005909	2/16/2013	15,990.25
52000000	M&S Expense (O&M)	ZI	9000003223	2/16/2013	689.00
52500000	Misc Expense (O&M)	KR	5000005901	2/16/2013	2,364.65
52500000	Misc Expense (O&M)	KR	5000005902	2/16/2013	183.17
52500000	Misc Expense (O&M)	KR	5000005904	2/16/2013	25.02
52500000	Misc Expense (O&M)	KR	5000005905	2/16/2013	397.25
52571100	Add'l Security Costs	KR	5000005903	2/16/2013	1,008.75
52583000	Water & WW	KR	5000005910	2/16/2013	11.80
52583000	Water & WW	KR	5000005911	2/16/2013	1,097.80
52583000	Water & WW	KR	5000005912	2/16/2013	7.62
52583000	Water & WW	KR	5000005913	2/16/2013	52.33
53150000	Contr Svc-Other	KR	5000005906	2/16/2013	773.80
53150000	Contr Svc-Other	KR	5000005907	2/16/2013	1,578.34
53150000	Contr Svc-Other	KR	5000005908	2/16/2013	69.96
53150000	Contr Svc-Other	ZI	9000003396	2/17/2013	156.72
40111000	Res Sales Billed	ZA	9400002179	2/18/2013	(125,681.83)
40121000	Com Sales Billed	ZA	9400002179	2/18/2013	(57,575.08)
40131000	Ind Sales Billed	ZA	9400002179	2/18/2013	(225.05)
40145000	Priv Fire Billed	ZA	9400002179	2/18/2013	(2,793.43)
40151000	Publ Auth Billed	ZA	9400002179	2/18/2013	(4,032.66)
40310100	OthRev-Late Pymt Fee	ZA	9400002179	2/18/2013	(57.35)
40310400	OthRev-NSF Ck Chrg	ZA	9400002179	2/18/2013	(36.00)
40310500	OthRev-Appl/InitFee	ZA	9400002179	2/18/2013	(2,002.00)
40310700	OthRev-Reconnct Fee	ZA	9400002179	2/18/2013	(650.00)
51800000	Chemicals	SN	100003692	2/18/2013	(507.51)
52000000	M&S Expense (O&M)	WA	5000005914	2/18/2013	3,161.41
52000000	M&S Expense (O&M)	ZI	9000003226	2/18/2013	8.66
52500000	Misc Expense (O&M)	SN	100003663	2/18/2013	1,285.22
52500000	Misc Expense (O&M)	ZF	5000005923	2/18/2013	8.57
52500000	Misc Expense (O&M)	RE	5000005936	2/18/2013	147.51
52535000	Meals Deductible	ZI	9000003395	2/18/2013	9.41
52554500	Lab Supplies	WE	5000005928	2/18/2013	730.87
52562000	Office Supplies	WE	5000005933	2/18/2013	234.09
52562000	Office Supplies	WE	5000005934	2/18/2013	(234.09)
52562500	Overnight Shippng	KR	5000005940	2/18/2013	42.57
52583000	Water & WW	KA	5000005916	2/18/2013	(0.35)

## Kentucky American Water Company

Case No. 2012-00520

Response to PSC DR1, Item 31

Account	Description	Doc Type	Document Number	Posting Date	Amount
52583000	Water & WW	KR	5000005918	2/18/2013	6,928.85
52586000	PO Small Differences	SN	100003663	2/18/2013	(0.34)
52586000	PO Small Differences	RE	5000005931	2/18/2013	0.06
52586000	PO Small Differences	RE	5000005938	2/18/2013	0.01
53150000	Contr Svc-Other	WE	5000005924	2/18/2013	19,367.00
53150000	Contr Svc-Other	KP	5000005937	2/18/2013	(61,261.00)
54140000	Rents-Equip	WE	5000005929	2/18/2013	220.48
54140000	Rents-Equip	WE	5000005930	2/18/2013	350.86
57010000	Uncoll Accts Exp	ZA	9400002179	2/18/2013	(156.17)
40111000	Res Sales Billed	ZA	9400002180	2/19/2013	(164,035.59)
40121000	Com Sales Billed	ZA	9400002180	2/19/2013	(144,070.45)
40131000	Ind Sales Billed	ZA	9400002180	2/19/2013	(205.57)
40145000	Priv Fire Billed	ZA	9400002180	2/19/2013	(16,372.59)
40151000	Publ Auth Billed	ZA	9400002180	2/19/2013	(24,023.74)
40310100	OthRev-Late Pymt Fee	ZA	9400002180	2/19/2013	(30.87)
40310400	OthRev-NSF Ck Chrg	ZA	9400002180	2/19/2013	(36.00)
40310500	OthRev-Appl/InitFee	ZA	9400002180	2/19/2013	(2,158.00)
40310700	OthRev-Reconnct Fee	ZA	9400002180	2/19/2013	(1,170.00)
50109900	Labor Cap Credits	UZ	2000001011	2/19/2013	(3,969.10)
50109900	Labor Cap Credits	UZ	2000001012	2/19/2013	21,522.22
50109900	Labor Cap Credits	UZ	2000001014	2/19/2013	(7,243.87)
50119900	LaborNSOT CapCredits	UZ	2000001011	2/19/2013	(106.29)
50119900	LaborNSOT CapCredits	UZ	2000001012	2/19/2013	(4,120.57)
50119900	LaborNSOT CapCredits	UZ	2000001014	2/19/2013	(998.51)
50421100	401k Exp Cap Credits	UZ	2000001011	2/19/2013	551.64
50421100	401k Exp Cap Credits	UZ	2000001012	2/19/2013	(376.24)
50421100	401k Exp Cap Credits	UZ	2000001014	2/19/2013	(71.17)
50422100	DCP Exp Cap Credits	UZ	2000001011	2/19/2013	(145.68)
50422100	DCP Exp Cap Credits	UZ	2000001012	2/19/2013	125.66
50422100	DCP Exp Cap Credits	UZ	2000001014	2/19/2013	(51.41)
50457000	Training	UZ	2000001011	2/19/2013	(78.30)
50457000	Training	UZ	2000001012	2/19/2013	(78.30)
50457000	Training	KR	5000005955	2/19/2013	156.60
50510100	PBOP Cap Credits	UZ	2000001011	2/19/2013	554.94
50510100	PBOP Cap Credits	UZ	2000001012	2/19/2013	(2.01)
50510100	PBOP Cap Credits	UZ	2000001014	2/19/2013	(34.41)
50550100	Group Ins Cap Credits	UZ	2000001011	2/19/2013	2,264.32
50550100	Group Ins Cap Credits	UZ	2000001012	2/19/2013	(2,729.22)
50550100	Group Ins Cap Credits	UZ	2000001013	2/19/2013	471.86
50550100	Group Ins Cap Credits	UZ	2000001014	2/19/2013	307.45
50610100	Pension Cap Credits	UZ	2000001011	2/19/2013	(87.01)
50610100	Pension Cap Credits	UZ	2000001012	2/19/2013	581.65
50610100	Pension Cap Credits	UZ	2000001014	2/19/2013	307.60
51010000	Purchased Water	KR	5000005947	2/19/2013	10,675.67
51510000	Purchased Power	ZN	5000005956	2/19/2013	63,976.05
51510000	Purchased Power	ZN	5000005957	2/19/2013	7,757.91
52000000	M&S Expense (O&M)	UZ	2000001011	2/19/2013	(4,674.89)
52000000	M&S Expense (O&M)	UZ	2000001012	2/19/2013	(152,287.82)
52000000	M&S Expense (O&M)	UZ	2000001014	2/19/2013	(23,975.46)
52000000	M&S Expense (O&M)	UZ	2000001018	2/19/2013	(48.74)
52000000	M&S Expense (O&M)	UZ	2000001020	2/19/2013	(293.63)
52000000	M&S Expense (O&M)	WA	5000005944	2/19/2013	1,705.25
52000000	M&S Expense (O&M)	WA	5000005945	2/19/2013	(15,940.96)

## Kentucky American Water Company

Case No. 2012-00520

Response to PSC DR1, Item 31

Account	Description	Doc Type	Document Number	Posting Date	Amount
52000000	M&S Expense (O&M)	WA	5000005946	2/19/2013	15,940.96
52000000	M&S Expense (O&M)	KR	5000005953	2/19/2013	1,952.31
52000000	M&S Expense (O&M)	KR	5000005954	2/19/2013	820.56
52000000	M&S Expense (O&M)	WA	5000005962	2/19/2013	(48.74)
52000000	M&S Expense (O&M)	WA	5000005963	2/19/2013	48.74
52000000	M&S Expense (O&M)	WA	5000005964	2/19/2013	(271.53)
52000000	M&S Expense (O&M)	WA	5000005965	2/19/2013	271.53
52000000	M&S Expense (O&M)	WA	5000005966	2/19/2013	(20.74)
52000000	M&S Expense (O&M)	WA	5000005967	2/19/2013	20.74
52000000	M&S Expense (O&M)	WA	5000005968	2/19/2013	(1.36)
52000000	M&S Expense (O&M)	WA	5000005969	2/19/2013	1.36
52000000	M&S Expense (O&M)	WA	5000005970	2/19/2013	(1,262.00)
52000000	M&S Expense (O&M)	WA	5000005971	2/19/2013	1,262.00
52000000	M&S Expense (O&M)	WA	5000005972	2/19/2013	(21.55)
52000000	M&S Expense (O&M)	WA	5000005973	2/19/2013	21.55
52000000	M&S Expense (O&M)	WA	5000005974	2/19/2013	(30.19)
52000000	M&S Expense (O&M)	WA	5000005975	2/19/2013	30.19
52000000	M&S Expense (O&M)	WA	5000005976	2/19/2013	(24.59)
52000000	M&S Expense (O&M)	WA	5000005977	2/19/2013	24.59
52000000	M&S Expense (O&M)	ZI	9000003221	2/19/2013	107.62
52000000	M&S Expense (O&M)	ZI	9000003222	2/19/2013	148.36
52000000	M&S Expense (O&M)	ZI	9000003224	2/19/2013	45.23
52000000	M&S Expense (O&M)	ZI	9000003225	2/19/2013	180.33
52500000	Misc Expense (O&M)	UZ	2000001011	2/19/2013	(348.51)
52500000	Misc Expense (O&M)	UZ	2000001012	2/19/2013	412.70
52500000	Misc Expense (O&M)	UZ	2000001014	2/19/2013	(3,844.72)
52520000	Collection Agencies	SN	100003800	2/19/2013	(12.88)
52520000	Collection Agencies	KR	5000005981	2/19/2013	1,564.89
52520000	Collection Agencies	KR	5000005982	2/19/2013	227.51
52527000	Directors Fees	ZF	5000005958	2/19/2013	4,500.00
52527000	Directors Fees	ZF	5000005959	2/19/2013	4,500.00
52527000	Directors Fees	ZF	5000005960	2/19/2013	4,500.00
52532000	Electricity	ZN	5000005956	2/19/2013	50.19
52532000	Electricity	ZN	5000005957	2/19/2013	137.45
52535000	Meals Deductible	UZ	2000001011	2/19/2013	(570.14)
52535000	Meals Deductible	UZ	2000001012	2/19/2013	(570.12)
52535000	Meals Deductible	UZ	2000001014	2/19/2013	(58.93)
52554500	Lab Supplies	UZ	2000001012	2/19/2013	(346.15)
52554500	Lab Supplies	UZ	2000001014	2/19/2013	(109.77)
52554500	Lab Supplies	WE	5000005942	2/19/2013	117.20
52554500	Lab Supplies	WE	5000005979	2/19/2013	353.44
52562000	Office Supplies	UZ	2000001014	2/19/2013	(13.40)
52562000	Office Supplies	WE	5000005943	2/19/2013	234.09
52562000	Office Supplies	KR	5000005955	2/19/2013	16.99
52562500	Overnight Shippng	UZ	2000001012	2/19/2013	22.11
52571000	Security Svc	UZ	2000001011	2/19/2013	306.14
52574000	Telephone	UZ	2000001012	2/19/2013	(200.34)
52801200	Capital Accrual Clearing	UZ	2000001011	2/19/2013	53,758.22
52801200	Capital Accrual Clearing	UZ	2000001012	2/19/2013	538,780.56
53110000	Contr Svc-Eng	UZ	2000001022	2/19/2013	(50.40)
53110000	Contr Svc-Eng	RE	5000005980	2/19/2013	50.40
53150000	Contr Svc-Other	SN	100003698	2/19/2013	(5,500.11)
53150000	Contr Svc-Other	UZ	2000001011	2/19/2013	(117,215.18)

## Kentucky American Water Company

Case No. 2012-00520

Response to PSC DR1, Item 31

Account	Description	Doc Type	Document Number	Posting Date	Amount
53150000	Contr Svc-Other	UZ	2000001012	2/19/2013	38,537.67
53150000	Contr Svc-Other	UZ	2000001014	2/19/2013	(26,711.74)
53150000	Contr Svc-Other	ZF	5000005927	2/19/2013	3,392.00
53150000	Contr Svc-Other	KR	5000005948	2/19/2013	230.02
53150000	Contr Svc-Other	KR	5000005952	2/19/2013	97,168.60
55000000	Transportation (O&M)	KR	5000005983	2/19/2013	8.38
55000100	Trans Cap Credits	UZ	2000001011	2/19/2013	291.76
55000100	Trans Cap Credits	UZ	2000001012	2/19/2013	36.92
55000100	Trans Cap Credits	UZ	2000001014	2/19/2013	37.39
55720100	Ins W/C Cap Credits	UZ	2000001011	2/19/2013	99.82
55720100	Ins W/C Cap Credits	UZ	2000001012	2/19/2013	(36.47)
55720100	Ins W/C Cap Credits	UZ	2000001014	2/19/2013	43.90
57010000	Uncoll Accts Exp	ZA	9400002180	2/19/2013	(374.67)
68533100	FICA Cap Credits	UZ	2000001011	2/19/2013	(211.42)
68533100	FICA Cap Credits	UZ	2000001012	2/19/2013	1,238.27
68533100	FICA Cap Credits	UZ	2000001014	2/19/2013	(642.37)
68535100	SUTA Cap Credits	UZ	2000001011	2/19/2013	336.16
68535100	SUTA Cap Credits	UZ	2000001012	2/19/2013	(181.60)
68535100	SUTA Cap Credits	UZ	2000001013	2/19/2013	(4.74)
68535100	SUTA Cap Credits	UZ	2000001014	2/19/2013	47.43
72801100	Adv Receipt Non-Services Cleari	UZ	2000001011	2/19/2013	197,328.00
72801100	Adv Receipt Non-Services Cleari	UZ	2000001012	2/19/2013	84,603.00
72801100	Adv Receipt Non-Services Cleari	UZ	2000001014	2/19/2013	43,476.00
72802000	CIAC Receipt Services Clearing	UZ	2000001012	2/19/2013	3,536.00
72802000	CIAC Receipt Services Clearing	DR	4000008361	2/19/2013	(3,536.00)
72802100	CIAC Receipt Non-Services Clear	UZ	2000001012	2/19/2013	34,972.00
72802100	CIAC Receipt Non-Services Clear	UZ	2000001014	2/19/2013	41,008.00
72802100	CIAC Receipt Non-Services Clear	DR	4000008340	2/19/2013	(817.00)
72802100	CIAC Receipt Non-Services Clear	DR	4000008353	2/19/2013	(817.00)
72802100	CIAC Receipt Non-Services Clear	DR	4000008355	2/19/2013	(817.00)
72802100	CIAC Receipt Non-Services Clear	DR	4000008358	2/19/2013	(817.00)
72802100	CIAC Receipt Non-Services Clear	DR	4000008359	2/19/2013	(1,634.00)
72802100	CIAC Receipt Non-Services Clear	DR	4000008360	2/19/2013	(817.00)
72803000	Salvage/Scrap Receipt Clearing	UZ	2000001011	2/19/2013	10,788.05
72803000	Salvage/Scrap Receipt Clearing	UZ	2000001012	2/19/2013	27.30
88107000	CAP Move-CWIP	UZ	2000001010	2/19/2013	(55,134.33)
88107000	CAP Move-CWIP	UZ	2000001015	2/19/2013	(277,129.85)
88107000	CAP Move-CWIP	UZ	2000001016	2/19/2013	(70,367.36)
88107000	CAP Move-CWIP	UZ	2000001017	2/19/2013	95,456.40
88107000	CAP Move-CWIP	UZ	2000001019	2/19/2013	48.74
88107000	CAP Move-CWIP	UZ	2000001021	2/19/2013	293.63
88107000	CAP Move-CWIP	UZ	2000001023	2/19/2013	50.40
88252170	CAP Move-ADV NT WIP	UZ	2000001015	2/19/2013	(325,407.00)
88257100	CAP Move-RWIP	UZ	2000001010	2/19/2013	230.17
88257100	CAP Move-RWIP	UZ	2000001015	2/19/2013	(1,527.92)
88257100	CAP Move-RWIP	UZ	2000001016	2/19/2013	(2.48)
88257100	CAP Move-RWIP	UZ	2000001017	2/19/2013	(10,880.51)
88271170	CAP Move-CIAC NT WIP	UZ	2000001015	2/19/2013	(75,980.00)
88271270	CAP Move-CIAC Tx WIP	UZ	2000001015	2/19/2013	(3,536.00)
88900000	CAP Move-Settlement	UZ	2000001010	2/19/2013	54,348.06
88900000	CAP Move-Settlement	UZ	2000001015	2/19/2013	643,624.30
88900000	CAP Move-Settlement	UZ	2000001016	2/19/2013	1,006.12
88900000	CAP Move-Settlement	UZ	2000001017	2/19/2013	25,300.40

Kentucky American Water Company  
Case No. 2012-00520  
Response to PSC DR1, Item 31

Account	Description	Doc Type	Document Number	Posting Date	Amount
88900000	CAP Move-Settlement	UZ	2000001019	2/19/2013	(48.74)
88900000	CAP Move-Settlement	UZ	2000001021	2/19/2013	(293.63)
88900000	CAP Move-Settlement	UZ	2000001023	2/19/2013	(50.40)
40111000	Res Sales Billed	ZA	9400002182	2/20/2013	(230,881.11)
40121000	Com Sales Billed	ZA	9400002182	2/20/2013	(73,883.80)
40131000	Ind Sales Billed	ZA	9400002182	2/20/2013	(257.17)
40145000	Priv Fire Billed	ZA	9400002182	2/20/2013	(4,363.58)
40151000	Publ Auth Billed	ZA	9400002182	2/20/2013	(2,476.72)
40161000	SlS/Rsle Billed	ZA	9400002182	2/20/2013	(76.07)
40211000	Dom WW Svc Billed	ZA	9400002182	2/20/2013	(1,618.93)
40221000	Com WW Svc Billed	ZA	9400002182	2/20/2013	(351.43)
40231000	Ind WW Svc Billed	ZA	9400002182	2/20/2013	(32.42)
40310100	OthRev-Late Pymt Fee	ZA	9400002182	2/20/2013	(4,259.39)
40310400	OthRev-NSF Ck Chrg	ZA	9400002182	2/20/2013	(36.00)
40310500	OthRev-Appl/InitFee	ZA	9400002182	2/20/2013	(2,340.00)
40310700	OthRev-Reconnct Fee	ZA	9400002182	2/20/2013	(897.00)
50109900	Labor Cap Credits	UZ	2000001030	2/20/2013	(66,561.95)
50109900	Labor Cap Credits	UZ	2000001031	2/20/2013	89.87
50119900	LaborNSOT CapCredits	UZ	2000001030	2/20/2013	(3,610.72)
50421100	401k Exp Cap Credits	UZ	2000001030	2/20/2013	(1,316.26)
50422100	DCP Exp Cap Credits	UZ	2000001030	2/20/2013	(1,341.85)
50550100	Group Ins Cap Credts	UZ	2000001030	2/20/2013	(13,290.81)
51010000	Purchased Water	KR	5000006008	2/20/2013	10,165.48
51010000	Purchased Water	KR	5000006030	2/20/2013	720.15
51010000	Purchased Water	KR	5000006038	2/20/2013	9,473.57
51510000	Purchased Power	ZN	5000006013	2/20/2013	242.00
52000000	M&S Expense (O&M)	UZ	2000001024	2/20/2013	(73.04)
52000000	M&S Expense (O&M)	UZ	2000001026	2/20/2013	14,825.70
52000000	M&S Expense (O&M)	UZ	2000001028	2/20/2013	(89.55)
52000000	M&S Expense (O&M)	WA	5000005986	2/20/2013	73.04
52000000	M&S Expense (O&M)	WA	5000005987	2/20/2013	1,115.26
52000000	M&S Expense (O&M)	WA	5000005988	2/20/2013	(15,940.96)
52000000	M&S Expense (O&M)	WA	5000006002	2/20/2013	89.55
52000000	M&S Expense (O&M)	ZI	9000003301	2/20/2013	223.43
52000000	M&S Expense (O&M)	ZI	9000003307	2/20/2013	101.97
52000000	M&S Expense (O&M)	ZI	9000003333	2/20/2013	11.64
52000000	M&S Expense (O&M)	ZI	9000003349	2/20/2013	136.85
52000000	M&S Expense (O&M)	ZI	9000003357	2/20/2013	1,181.02
52000000	M&S Expense (O&M)	ZI	9000003388	2/20/2013	81.22
52000000	M&S Expense (O&M)	ZI	9000003403	2/20/2013	245.00
52500000	Misc Expense (O&M)	SA	100003696	2/20/2013	173.01
52500000	Misc Expense (O&M)	UZ	2000001026	2/20/2013	(722.16)
52500000	Misc Expense (O&M)	WE	5000005999	2/20/2013	722.16
52500000	Misc Expense (O&M)	KR	5000006024	2/20/2013	19.51
52500000	Misc Expense (O&M)	ZI	9000003254	2/20/2013	239.95
52500000	Misc Expense (O&M)	ZI	9000003400	2/20/2013	47.65
52500000	Misc Expense (O&M)	ZI	9000003424	2/20/2013	32.71
52532000	Electricity	ZN	5000006013	2/20/2013	660.54
52535000	Meals Deductible	ZI	9000003253	2/20/2013	9.19
52535000	Meals Deductible	ZI	9000003373	2/20/2013	110.33
52535000	Meals Deductible	ZI	9000003376	2/20/2013	25.34
52535000	Meals Deductible	ZI	9000003392	2/20/2013	236.13
52535000	Meals Deductible	ZI	9000003397	2/20/2013	501.59

## Kentucky American Water Company

Case No. 2012-00520

Response to PSC DR1, Item 31

Account	Description	Doc Type	Document Number	Posting Date	Amount
52535000	Meals Deductible	ZI	9000003398	2/20/2013	219.37
52535000	Meals Deductible	ZI	9000003399	2/20/2013	408.44
52535000	Meals Deductible	ZI	9000003401	2/20/2013	95.14
52535000	Meals Deductible	ZI	9000003402	2/20/2013	421.23
52535000	Meals Deductible	ZI	9000003422	2/20/2013	196.15
52548000	Heating Oil/Gas	ZN	5000006013	2/20/2013	9.22
52554500	Lab Supplies	KP	5000005985	2/20/2013	0.03
52554500	Lab Supplies	RE	5000005991	2/20/2013	46.73
52554500	Lab Supplies	KR	5000005998	2/20/2013	756.85
52554500	Lab Supplies	WE	5000006020	2/20/2013	1,289.36
52554500	Lab Supplies	RE	5000006043	2/20/2013	33.88
52554500	Lab Supplies	ZI	9000003278	2/20/2013	112.05
52554500	Lab Supplies	ZI	9000003287	2/20/2013	219.28
52554500	Lab Supplies	ZI	9000003293	2/20/2013	5.28
52554500	Lab Supplies	ZI	9000003358	2/20/2013	183.34
52554500	Lab Supplies	ZI	9000003379	2/20/2013	415.25
52554500	Lab Supplies	ZI	9000003380	2/20/2013	415.25
52554500	Lab Supplies	ZI	9000003391	2/20/2013	707.34
52562000	Office Supplies	ZI	9000003308	2/20/2013	30.73
52571100	Add'l Security Costs	KR	5000006019	2/20/2013	1,008.75
52583000	Water & WW	KR	5000005996	2/20/2013	6.35
52583000	Water & WW	KR	5000006025	2/20/2013	19.04
52586000	PO Small Differences	RE	5000006003	2/20/2013	(0.14)
53150000	Contr Svc-Other	UZ	2000001026	2/20/2013	(16,612.00)
53150000	Contr Svc-Other	UZ	2000001028	2/20/2013	(98,438.00)
53150000	Contr Svc-Other	UZ	2000001030	2/20/2013	(21,903.63)
53150000	Contr Svc-Other	KR	5000005989	2/20/2013	378.42
53150000	Contr Svc-Other	WE	5000005992	2/20/2013	11,188.00
53150000	Contr Svc-Other	WE	5000005993	2/20/2013	2,100.00
53150000	Contr Svc-Other	KR	5000005994	2/20/2013	152.52
53150000	Contr Svc-Other	WE	5000005997	2/20/2013	829.00
53150000	Contr Svc-Other	WE	5000006000	2/20/2013	2,495.00
53150000	Contr Svc-Other	WE	5000006014	2/20/2013	33,744.50
53150000	Contr Svc-Other	WE	5000006015	2/20/2013	193.50
53150000	Contr Svc-Other	WE	5000006016	2/20/2013	64.50
53150000	Contr Svc-Other	WE	5000006017	2/20/2013	64,435.50
53150000	Contr Svc-Other	WE	5000006026	2/20/2013	3,630.00
53150000	Contr Svc-Other	WE	5000006027	2/20/2013	9,934.00
53150000	Contr Svc-Other	WE	5000006028	2/20/2013	8,000.00
53150000	Contr Svc-Other	KR	5000006035	2/20/2013	339.63
54110000	Rents-Real Prop	KR	5000006022	2/20/2013	15.00
54110000	Rents-Real Prop	KR	5000006023	2/20/2013	100.00
54140000	Rents-Equip	KR	5000005990	2/20/2013	210.28
57010000	Uncoll Accts Exp	SA	100003697	2/20/2013	34.59
57010000	Uncoll Accts Exp	ZA	9400002182	2/20/2013	(497.16)
62520700	Misc Main Pvg/Bckfill	UZ	2000001030	2/20/2013	(13,511.00)
62520700	Misc Main Pvg/Bckfill	WE	5000006029	2/20/2013	1,229.20
62520700	Misc Main Pvg/Bckfill	WE	5000006031	2/20/2013	4,205.20
62520700	Misc Main Pvg/Bckfill	WE	5000006032	2/20/2013	4,831.80
62520700	Misc Main Pvg/Bckfill	WE	5000006033	2/20/2013	3,244.80
62520700	Misc Main Pvg/Bckfill	WE	5000006034	2/20/2013	9,664.00
68533100	FICA Cap Credits	UZ	2000001030	2/20/2013	(5,268.04)
68535100	SUTA Cap Credits	UZ	2000001030	2/20/2013	(573.85)

## Kentucky American Water Company

Case No. 2012-00520

Response to PSC DR1, Item 31

Account	Description	Doc Type	Document Number	Posting Date	Amount
72802100	CIAC Receipt Non-Services Clear DR	DR	4000008346	2/20/2013	(817.00)
88107000	CAP Move-CWIP	UZ	2000001025	2/20/2013	73.04
88107000	CAP Move-CWIP	UZ	2000001027	2/20/2013	(1,398.24)
88107000	CAP Move-CWIP	UZ	2000001029	2/20/2013	98,527.55
88107000	CAP Move-CWIP	UZ	2000001032	2/20/2013	124,500.29
88257100	CAP Move-RWIP	UZ	2000001027	2/20/2013	3,906.70
88257100	CAP Move-RWIP	UZ	2000001032	2/20/2013	2,787.95
88900000	CAP Move-Settlement	UZ	2000001025	2/20/2013	(73.04)
88900000	CAP Move-Settlement	UZ	2000001027	2/20/2013	(2,508.46)
88900000	CAP Move-Settlement	UZ	2000001029	2/20/2013	(98,527.55)
88900000	CAP Move-Settlement	UZ	2000001032	2/20/2013	(116,283.86)
88900000	CAP Move-Settlement	UZ	2000001033	2/20/2013	(11,004.38)
40111000	Res Sales Billed	ZA	9400002183	2/21/2013	(350,612.83)
40121000	Com Sales Billed	ZA	9400002183	2/21/2013	(202,283.01)
40131000	Ind Sales Billed	ZA	9400002183	2/21/2013	(570.69)
40145000	Priv Fire Billed	ZA	9400002183	2/21/2013	(11,851.90)
40151000	Publ Auth Billed	ZA	9400002183	2/21/2013	(6,402.13)
40211000	Dom WW Svc Billed	ZA	9400002183	2/21/2013	(17.16)
40310100	OthRev-Late Pymt Fee	ZA	9400002183	2/21/2013	(1,616.34)
40310300	OthRev-CFO	DR	4000008330	2/21/2013	(4,000.00)
40310300	OthRev-CFO	DR	4000008350	2/21/2013	(9.50)
40310400	OthRev-NSF Ck Chrg	ZA	9400002183	2/21/2013	(60.00)
40310500	OthRev-Appl/InitFee	ZA	9400002183	2/21/2013	(3,354.00)
40310700	OthRev-Reconnct Fee	ZA	9400002183	2/21/2013	(1,482.00)
51010000	Purchased Water	KR	5000006046	2/21/2013	510.19
51800000	Chemicals	SN	100003720	2/21/2013	(604.76)
52000000	M&S Expense (O&M)	UZ	2000001034	2/21/2013	(15,940.96)
52000000	M&S Expense (O&M)	UZ	2000001040	2/21/2013	(903.90)
52000000	M&S Expense (O&M)	WA	5000006047	2/21/2013	15,940.96
52000000	M&S Expense (O&M)	WA	5000006073	2/21/2013	(10,791.85)
52000000	M&S Expense (O&M)	WA	5000006075	2/21/2013	(11,533.45)
52000000	M&S Expense (O&M)	WA	5000006076	2/21/2013	303.61
52000000	M&S Expense (O&M)	WA	5000006078	2/21/2013	933.25
52000000	M&S Expense (O&M)	WA	5000006079	2/21/2013	10,488.24
52000000	M&S Expense (O&M)	WA	5000006080	2/21/2013	10,659.43
52000000	M&S Expense (O&M)	WA	5000006085	2/21/2013	(844.67)
52000000	M&S Expense (O&M)	WA	5000006086	2/21/2013	844.67
52000000	M&S Expense (O&M)	WA	5000006087	2/21/2013	(33.82)
52000000	M&S Expense (O&M)	WA	5000006088	2/21/2013	33.82
52500000	Misc Expense (O&M)	SA	100003798	2/21/2013	190.00
52500000	Misc Expense (O&M)	UZ	2000001034	2/21/2013	147.65
52500000	Misc Expense (O&M)	UZ	2000001036	2/21/2013	(7,296.09)
52500000	Misc Expense (O&M)	UZ	2000001038	2/21/2013	(125.08)
52500000	Misc Expense (O&M)	UZ	2000001040	2/21/2013	(3,321.00)
52500000	Misc Expense (O&M)	RE	5000006044	2/21/2013	(147.65)
52500000	Misc Expense (O&M)	RE	5000006053	2/21/2013	7,296.09
52500000	Misc Expense (O&M)	RE	5000006055	2/21/2013	125.08
52500000	Misc Expense (O&M)	WE	5000006089	2/21/2013	(0.04)
52500000	Misc Expense (O&M)	WE	5000006090	2/21/2013	4,100.00
52503000	Advertising	DZ	9500000576	2/21/2013	(500.00)
52514600	Charitb Don-Commnty	ZF	5000006001	2/21/2013	250.00
52514700	Community Partnrshps	ZF	5000006004	2/21/2013	1,500.00
52514700	Community Partnrshps	ZF	5000006005	2/21/2013	1,000.00



## Kentucky American Water Company

Case No. 2012-00520

Response to PSC DR1, Item 31

Account	Description	Doc Type	Document Number	Posting Date	Amount
52535000	Meals Deductible	UZ	2000001034	2/21/2013	(1,583.79)
52550000	Janitorial	ZI	9000003521	2/21/2013	4.27
52554500	Lab Supplies	WE	5000006045	2/21/2013	37.61
52554500	Lab Supplies	RE	5000006082	2/21/2013	273.53
52562500	Overnight Shippng	UZ	2000001036	2/21/2013	(47.97)
52562500	Overnight Shippng	UZ	2000001038	2/21/2013	(13.15)
52562500	Overnight Shippng	KR	5000006049	2/21/2013	87.24
52562500	Overnight Shippng	KR	5000006070	2/21/2013	52.61
52562500	Overnight Shippng	KR	5000006071	2/21/2013	30.29
52574000	Telephone	UZ	2000001038	2/21/2013	(652.67)
52574000	Telephone	RE	5000006054	2/21/2013	652.67
52574000	Telephone	ZC	9400002181	2/21/2013	4,360.31
52574100	Cell Phone	ZC	9400002181	2/21/2013	638.34
52582000	Uniforms	ZI	9000003521	2/21/2013	51.64
52585000	Discounts Available	ZP	3000012081	2/21/2013	(130.73)
52585000	Discounts Available	ZP	3000012085	2/21/2013	(13.87)
53150000	Contr Svc-Other	UZ	2000001036	2/21/2013	(30,546.00)
53150000	Contr Svc-Other	UZ	2000001038	2/21/2013	(31,630.00)
53150000	Contr Svc-Other	UZ	2000001040	2/21/2013	(149.70)
53150000	Contr Svc-Other	UZ	2000001043	2/21/2013	(3,697.00)
53150000	Contr Svc-Other	WE	5000006050	2/21/2013	30,546.00
53150000	Contr Svc-Other	WE	5000006057	2/21/2013	11,490.00
53150000	Contr Svc-Other	WE	5000006058	2/21/2013	8,500.00
53150000	Contr Svc-Other	WE	5000006059	2/21/2013	2,125.00
53150000	Contr Svc-Other	WE	5000006060	2/21/2013	2,550.00
53150000	Contr Svc-Other	WE	5000006061	2/21/2013	425.00
53150000	Contr Svc-Other	WE	5000006062	2/21/2013	3,120.00
53150000	Contr Svc-Other	WE	5000006063	2/21/2013	2,175.00
53150000	Contr Svc-Other	WE	5000006064	2/21/2013	390.00
53150000	Contr Svc-Other	WE	5000006065	2/21/2013	750.00
53150000	Contr Svc-Other	WE	5000006066	2/21/2013	105.00
53150000	Contr Svc-Other	RE	5000006091	2/21/2013	149.70
53150000	Contr Svc-Other	WE	5000006092	2/21/2013	3,697.00
57010000	Uncoll Accts Exp	ZA	9400002183	2/21/2013	(65.80)
72802000	CIAC Receipt Services Clearing	UZ	2000001043	2/21/2013	3,536.00
72802100	CIAC Receipt Non-Services Clear	UZ	2000001043	2/21/2013	10,536.00
72802100	CIAC Receipt Non-Services Clear	DR	4000008330	2/21/2013	(4,000.00)
72802100	CIAC Receipt Non-Services Clear	DR	4000008407	2/21/2013	(8,987.00)
72802100	CIAC Receipt Non-Services Clear	DR	4000008418	2/21/2013	(817.00)
88107000	CAP Move-CWIP	UZ	2000001035	2/21/2013	17,524.75
88107000	CAP Move-CWIP	UZ	2000001037	2/21/2013	34,835.46
88107000	CAP Move-CWIP	UZ	2000001039	2/21/2013	32,420.90
88107000	CAP Move-CWIP	UZ	2000001041	2/21/2013	4,224.90
88107000	CAP Move-CWIP	UZ	2000001044	2/21/2013	3,697.00
88257100	CAP Move-RWIP	UZ	2000001035	2/21/2013	(147.65)
88257100	CAP Move-RWIP	UZ	2000001037	2/21/2013	3,054.60
88257100	CAP Move-RWIP	UZ	2000001041	2/21/2013	149.70
88271170	CAP Move-CIAC NT WIP	UZ	2000001044	2/21/2013	(10,536.00)
88271270	CAP Move-CIAC Tx WIP	UZ	2000001044	2/21/2013	(3,536.00)
88900000	CAP Move-Settlement	UZ	2000001035	2/21/2013	(17,377.10)
88900000	CAP Move-Settlement	UZ	2000001037	2/21/2013	(37,890.06)
88900000	CAP Move-Settlement	UZ	2000001039	2/21/2013	(32,420.90)
88900000	CAP Move-Settlement	UZ	2000001041	2/21/2013	(4,374.60)

Kentucky American Water Company  
Case No. 2012-00520  
Response to PSC DR1, Item 31

Account	Description	Doc Type	Document Number	Posting Date	Amount
88900000	CAP Move-Settlement	UZ	2000001044	2/21/2013	10,375.00
40111000	Res Sales Billed	ZA	9400002184	2/22/2013	(108,769.31)
40121000	Com Sales Billed	ZA	9400002184	2/22/2013	(56,810.07)
40131000	Ind Sales Billed	ZA	9400002184	2/22/2013	(2,202.81)
40145000	Priv Fire Billed	ZA	9400002184	2/22/2013	(4,410.74)
40151000	Publ Auth Billed	ZA	9400002184	2/22/2013	(10,014.70)
40310100	OthRev-Late Pymt Fee	ZA	9400002184	2/22/2013	(2,339.91)
40310400	OthRev-NSF Ck Chrg	ZA	9400002184	2/22/2013	(84.00)
40310500	OthRev-Appl/InitFee	ZA	9400002184	2/22/2013	(988.00)
40310700	OthRev-Reconnct Fee	ZA	9400002184	2/22/2013	(468.00)
50100000	Labor Expense	PA	7000000286	2/22/2013	266,451.10
50110000	Labor NS OT -Natural	PA	7000000286	2/22/2013	30,658.08
50421000	401k Expense	PA	7000000286	2/22/2013	5,664.79
50422000	DCP Expense	PA	7000000286	2/22/2013	6,930.33
50450000	Other Welfare	ZI	9000003452	2/22/2013	108.33
50550000	Group Insur Expense	PA	7000000286	2/22/2013	57,789.25
51010000	Purchased Water	KR	5000006124	2/22/2013	9.33
52000000	M&S Expense (O&M)	UZ	2000001046	2/22/2013	(365.72)
52000000	M&S Expense (O&M)	UZ	2000001050	2/22/2013	(868.91)
52000000	M&S Expense (O&M)	UZ	2000001052	2/22/2013	(216.60)
52000000	M&S Expense (O&M)	UZ	2000001055	2/22/2013	(35.05)
52000000	M&S Expense (O&M)	KR	5000006099	2/22/2013	290.67
52000000	M&S Expense (O&M)	KR	5000006100	2/22/2013	185.50
52000000	M&S Expense (O&M)	KR	5000006101	2/22/2013	159.00
52000000	M&S Expense (O&M)	KR	5000006102	2/22/2013	159.00
52000000	M&S Expense (O&M)	WA	5000006103	2/22/2013	365.72
52000000	M&S Expense (O&M)	KR	5000006104	2/22/2013	266.18
52000000	M&S Expense (O&M)	WA	5000006110	2/22/2013	(41.03)
52000000	M&S Expense (O&M)	WA	5000006111	2/22/2013	41.03
52000000	M&S Expense (O&M)	WA	5000006112	2/22/2013	(8.46)
52000000	M&S Expense (O&M)	WA	5000006113	2/22/2013	8.46
52000000	M&S Expense (O&M)	WA	5000006114	2/22/2013	(112.36)
52000000	M&S Expense (O&M)	WA	5000006115	2/22/2013	112.36
52000000	M&S Expense (O&M)	WA	5000006116	2/22/2013	(408.52)
52000000	M&S Expense (O&M)	WA	5000006119	2/22/2013	408.52
52000000	M&S Expense (O&M)	WA	5000006120	2/22/2013	(408.52)
52000000	M&S Expense (O&M)	WA	5000006121	2/22/2013	408.52
52000000	M&S Expense (O&M)	WA	5000006122	2/22/2013	(472.67)
52000000	M&S Expense (O&M)	WA	5000006123	2/22/2013	460.39
52000000	M&S Expense (O&M)	WA	5000006128	2/22/2013	216.60
52000000	M&S Expense (O&M)	WA	5000006129	2/22/2013	35.05
52000000	M&S Expense (O&M)	ZI	9000003432	2/22/2013	115.46
52000000	M&S Expense (O&M)	ZI	9000003433	2/22/2013	77.80
52000000	M&S Expense (O&M)	ZI	9000003435	2/22/2013	1,591.90
52000000	M&S Expense (O&M)	ZI	9000003436	2/22/2013	982.47
52000000	M&S Expense (O&M)	ZI	9000003437	2/22/2013	34.69
52000000	M&S Expense (O&M)	ZI	9000003438	2/22/2013	175.48
52000000	M&S Expense (O&M)	ZI	9000003439	2/22/2013	51.90
52000000	M&S Expense (O&M)	ZI	9000003440	2/22/2013	158.63
52000000	M&S Expense (O&M)	ZI	9000003441	2/22/2013	238.50
52000000	M&S Expense (O&M)	ZI	9000003443	2/22/2013	503.93
52000000	M&S Expense (O&M)	ZI	9000003445	2/22/2013	290.57
52000000	M&S Expense (O&M)	ZI	9000003451	2/22/2013	27.12

Kentucky American Water Company  
Case No. 2012-00520  
Response to PSC DR1, Item 31

Account	Description	Doc Type	Document Number	Posting Date	Amount
52000000	M&S Expense (O&M)	ZI	9000003458	2/22/2013	48.19
52000000	M&S Expense (O&M)	ZI	9000003460	2/22/2013	13.32
52000000	M&S Expense (O&M)	ZI	9000003462	2/22/2013	108.62
52000000	M&S Expense (O&M)	ZI	9000003463	2/22/2013	468.52
52000000	M&S Expense (O&M)	ZI	9000003464	2/22/2013	257.73
52000000	M&S Expense (O&M)	ZI	9000003465	2/22/2013	66.55
52000000	M&S Expense (O&M)	ZI	9000003478	2/22/2013	624.55
52000000	M&S Expense (O&M)	ZI	9000003479	2/22/2013	14.31
52000000	M&S Expense (O&M)	ZI	9000003518	2/22/2013	2,400.90
52500000	Misc Expense (O&M)	KG	5000006105	2/22/2013	(183.17)
52500000	Misc Expense (O&M)	KR	5000006107	2/22/2013	237.44
52500000	Misc Expense (O&M)	ZI	9000003471	2/22/2013	32.18
52520000	Collection Agencies	KR	5000006117	2/22/2013	2,565.87
52520000	Collection Agencies	KR	5000006118	2/22/2013	350.59
52534000	Employee Expenses	PA	7000000286	2/22/2013	35.49
52534000	Employee Expenses	ZI	9000003520	2/22/2013	200.91
52535000	Meals Deductible	ZI	9000003474	2/22/2013	35.68
52535000	Meals Deductible	ZI	9000003517	2/22/2013	106.45
52535000	Meals Deductible	ZI	9000003519	2/22/2013	10.78
52542000	Forms	ZI	9000003442	2/22/2013	80.36
52550000	Janitorial	ZI	9000003468	2/22/2013	8.54
52554500	Lab Supplies	RE	5000006132	2/22/2013	95.29
52554500	Lab Supplies	ZI	9000003431	2/22/2013	572.19
52554500	Lab Supplies	ZI	9000003446	2/22/2013	558.87
52562000	Office Supplies	ZI	9000003427	2/22/2013	465.83
52562000	Office Supplies	ZI	9000003434	2/22/2013	124.97
52562000	Office Supplies	ZI	9000003453	2/22/2013	97.28
52562000	Office Supplies	ZI	9000003457	2/22/2013	333.85
52562000	Office Supplies	ZI	9000003469	2/22/2013	356.86
52562500	Overnight Shippng	KR	5000006125	2/22/2013	134.12
52578000	Trash Removal	ZI	9000003477	2/22/2013	109.50
52582000	Uniforms	KR	5000006106	2/22/2013	544.51
52582000	Uniforms	ZI	9000003455	2/22/2013	73.14
52582000	Uniforms	ZI	9000003456	2/22/2013	59.89
52582000	Uniforms	ZI	9000003468	2/22/2013	33.41
52585000	Discounts Available	ZP	3000012136	2/22/2013	(108.65)
52585000	Discounts Available	ZP	3000012142	2/22/2013	(239.85)
52586000	PO Small Differences	RE	5000006127	2/22/2013	(2.12)
53150000	Contr Svc-Other	UZ	2000001046	2/22/2013	(8,525.30)
53150000	Contr Svc-Other	WE	5000006094	2/22/2013	8,525.70
53150000	Contr Svc-Other	RE	5000006095	2/22/2013	(0.40)
53150000	Contr Svc-Other	KR	5000006096	2/22/2013	1,113.00
53150000	Contr Svc-Other	KR	5000006097	2/22/2013	124.55
53150000	Contr Svc-Other	KR	5000006098	2/22/2013	1,057.35
53150000	Contr Svc-Other	KR	5000006108	2/22/2013	68.13
53150000	Contr Svc-Other	KR	5000006134	2/22/2013	1,060.00
53150000	Contr Svc-Other	WE	5000006146	2/22/2013	(8,525.70)
54140000	Rents-Equip	KR	5000006131	2/22/2013	842.55
55000000	Transportation (O&M)	PA	7000000286	2/22/2013	(122.70)
55010500	Trans Reimb EE Prsnl	PA	7000000286	2/22/2013	202.27
57010000	Uncoll Accts Exp	ZA	9400002184	2/22/2013	(504.74)
68533000	FICA	PA	7000000286	2/22/2013	22,489.39
68535000	SUTA	PA	7000000286	2/22/2013	3,267.76

## Kentucky American Water Company

Case No. 2012-00520

Response to PSC DR1, Item 31

Account	Description	Doc Type	Document Number	Posting Date	Amount
72802100	CIAC Receipt Non-Services Clear UZ		2000001056	2/22/2013	9,804.00
72802100	CIAC Receipt Non-Services Clear DR		4000008430	2/22/2013	(817.00)
72802100	CIAC Receipt Non-Services Clear DR		4000008440	2/22/2013	(817.00)
88106000	CAP Move-CCNC	UN	2000001049	2/22/2013	(237,000.77)
88107000	CAP Move-CWIP	UZ	2000001045	2/22/2013	8,038.45
88107000	CAP Move-CWIP	UN	2000001049	2/22/2013	237,000.77
88107000	CAP Move-CWIP	UZ	2000001051	2/22/2013	868.91
88107000	CAP Move-CWIP	UZ	2000001053	2/22/2013	216.60
88107000	CAP Move-CWIP	UZ	2000001054	2/22/2013	35.05
88257100	CAP Move-RWIP	UZ	2000001045	2/22/2013	852.57
88271100	CAP Move-CIAC NT	UN	2000001049	2/22/2013	(28,510.00)
88271170	CAP Move-CIAC NT WIP	UN	2000001049	2/22/2013	28,510.00
88271170	CAP Move-CIAC NT WIP	UZ	2000001057	2/22/2013	(9,804.00)
88271200	CAP Move-CIAC Tax	UN	2000001049	2/22/2013	(7,072.00)
88271270	CAP Move-CIAC Tx WIP	UN	2000001049	2/22/2013	7,072.00
88900000	CAP Move-Settlement	UZ	2000001045	2/22/2013	(8,891.02)
88900000	CAP Move-Settlement	UZ	2000001051	2/22/2013	(868.91)
88900000	CAP Move-Settlement	UZ	2000001053	2/22/2013	(216.60)
88900000	CAP Move-Settlement	UZ	2000001054	2/22/2013	(35.05)
88900000	CAP Move-Settlement	UZ	2000001057	2/22/2013	9,804.00
50510100	PBOP Cap Credits	UZ	2000001058	2/23/2013	(6,326.33)
50510100	PBOP Cap Credits	UZ	2000001059	2/23/2013	(822.12)
50610100	Pension Cap Credits	UZ	2000001058	2/23/2013	(9,826.29)
50610100	Pension Cap Credits	UZ	2000001059	2/23/2013	(1,232.78)
52000000	M&S Expense (O&M)	ZI	9000003428	2/23/2013	145.28
52000000	M&S Expense (O&M)	ZI	9000003430	2/23/2013	59.28
52000000	M&S Expense (O&M)	ZI	9000003448	2/23/2013	664.88
52000000	M&S Expense (O&M)	ZI	9000003454	2/23/2013	327.05
52000000	M&S Expense (O&M)	ZI	9000003470	2/23/2013	264.48
52500000	Misc Expense (O&M)	ZI	9000003466	2/23/2013	51.21
52535000	Meals Deductible	ZI	9000003467	2/23/2013	16.27
52554500	Lab Supplies	RE	5000006136	2/23/2013	57.20
52562000	Office Supplies	ZI	9000003429	2/23/2013	380.10
52586000	PO Small Differences	RE	5000006135	2/23/2013	44.27
53150000	Contr Svc-Other	ZI	9000003475	2/23/2013	278.07
53150000	Contr Svc-Other	ZI	9000003484	2/23/2013	64.27
53150000	Contr Svc-Other	ZI	9000003485	2/23/2013	139.97
55000100	Trans Cap Credits	UZ	2000001058	2/23/2013	(4,977.83)
55000100	Trans Cap Credits	UZ	2000001059	2/23/2013	(208.33)
55720100	Ins W/C Cap Credits	UZ	2000001058	2/23/2013	(1,167.29)
55720100	Ins W/C Cap Credits	UZ	2000001059	2/23/2013	(311.42)
88107000	CAP Move-CWIP	UZ	2000001060	2/23/2013	23,439.46
88107000	CAP Move-CWIP	UZ	2000001061	2/23/2013	880.81
88257100	CAP Move-RWIP	UZ	2000001060	2/23/2013	391.84
88257100	CAP Move-RWIP	UZ	2000001061	2/23/2013	160.28
88900000	CAP Move-Settlement	UZ	2000001060	2/23/2013	(21,908.02)
88900000	CAP Move-Settlement	UZ	2000001061	2/23/2013	(2,964.37)
52000000	M&S Expense (O&M)	KR	5000006137	2/24/2013	240.66
53150000	Contr Svc-Other	KR	5000006138	2/24/2013	815.78
40111000	Res Sales Billed	ZA	9400002255	2/25/2013	(160,730.29)
40121000	Com Sales Billed	ZA	9400002255	2/25/2013	(46,376.31)
40145000	Priv Fire Billed	ZA	9400002255	2/25/2013	(5,874.64)
40151000	Publ Auth Billed	ZA	9400002255	2/25/2013	(3,238.16)

Kentucky American Water Company  
Case No. 2012-00520  
Response to PSC DR1, Item 31

Account	Description	Doc Type	Document Number	Posting Date	Amount
40310100	OthRev-Late Pymt Fee	ZA	9400002255	2/25/2013	(86.66)
40310400	OthRev-NSF Ck Chrg	ZA	9400002255	2/25/2013	(144.00)
40310500	OthRev-Appl/InitFee	ZA	9400002255	2/25/2013	(1,170.00)
40310700	OthRev-Reconnt Fee	ZA	9400002255	2/25/2013	(442.00)
51510000	Purchased Power	ZN	5000006149	2/25/2013	1,567.18
51510000	Purchased Power	ZN	5000006150	2/25/2013	3,522.35
51510000	Purchased Power	ZN	5000006168	2/25/2013	25.92
52000000	M&S Expense (O&M)	UZ	2000001064	2/25/2013	(34,333.03)
52000000	M&S Expense (O&M)	KR	5000006141	2/25/2013	34,333.03
52000000	M&S Expense (O&M)	KR	5000006152	2/25/2013	903.12
52000000	M&S Expense (O&M)	KR	5000006153	2/25/2013	727.28
52000000	M&S Expense (O&M)	KR	5000006156	2/25/2013	1,590.00
52000000	M&S Expense (O&M)	KR	5000006177	2/25/2013	11.07
52000000	M&S Expense (O&M)	ZI	9000003459	2/25/2013	84.79
52000000	M&S Expense (O&M)	ZI	9000003472	2/25/2013	104.94
52000000	M&S Expense (O&M)	ZI	9000003473	2/25/2013	(84.79)
52500000	Misc Expense (O&M)	UZ	2000001066	2/25/2013	(11,289.00)
52500000	Misc Expense (O&M)	WE	5000006148	2/25/2013	11,289.00
52510000	Bank Svc Charges	SN	100003799	2/25/2013	(515.63)
52510000	Bank Svc Charges	KR	5000006140	2/25/2013	7,881.76
52520000	Collection Agencies	SN	100003802	2/25/2013	(150.93)
52532000	Electricity	ZN	5000006149	2/25/2013	211.55
52532000	Electricity	ZN	5000006150	2/25/2013	208.36
52532000	Electricity	ZN	5000006168	2/25/2013	659.25
52550000	Janitorial	KR	5000006156	2/25/2013	2,623.50
52554500	Lab Supplies	WE	5000006165	2/25/2013	167.99
52554500	Lab Supplies	WE	5000006166	2/25/2013	107.75
52554500	Lab Supplies	RE	5000006180	2/25/2013	15.29
52554500	Lab Supplies	RE	5000006185	2/25/2013	44.79
52574000	Telephone	ZC	9400002254	2/25/2013	1,212.54
52574100	Cell Phone	ZC	9400002254	2/25/2013	221.06
52586000	PO Small Differences	RE	5000006161	2/25/2013	(5.67)
52586000	PO Small Differences	RE	5000006175	2/25/2013	0.49
53150000	Contr Svc-Other	UZ	2000001063	2/25/2013	(815.78)
53150000	Contr Svc-Other	UZ	2000001066	2/25/2013	3,879.70
53150000	Contr Svc-Other	UZ	2000001068	2/25/2013	(9,934.00)
53150000	Contr Svc-Other	KR	5000006143	2/25/2013	2,888.50
53150000	Contr Svc-Other	KR	5000006144	2/25/2013	2,738.33
53150000	Contr Svc-Other	KR	5000006145	2/25/2013	1,671.62
53150000	Contr Svc-Other	WE	5000006147	2/25/2013	4,646.00
53150000	Contr Svc-Other	KR	5000006154	2/25/2013	2,185.52
53150000	Contr Svc-Other	KR	5000006155	2/25/2013	1,295.00
53150000	Contr Svc-Other	KR	5000006159	2/25/2013	118.19
53150000	Contr Svc-Other	KR	5000006173	2/25/2013	241.15
53150000	Contr Svc-Other	WE	5000006176	2/25/2013	9,934.00
54140000	Rents-Equip	KR	5000006157	2/25/2013	152.06
54140000	Rents-Equip	KR	5000006162	2/25/2013	327.36
54140000	Rents-Equip	RE	5000006167	2/25/2013	(0.75)
54140000	Rents-Equip	KR	5000006170	2/25/2013	327.36
54140000	Rents-Equip	KR	5000006171	2/25/2013	140.71
54140000	Rents-Equip	KR	5000006172	2/25/2013	579.76
54140000	Rents-Equip	RE	5000006174	2/25/2013	(0.08)
55000000	Transportation (O&M)	KR	5000006142	2/25/2013	1,643.34

## Kentucky American Water Company

Case No. 2012-00520

Response to PSC DR1, Item 31

Account	Description	Doc Type	Document Number	Posting Date	Amount
57010000	Uncoll Accts Exp	ZA	9400002255	2/25/2013	(218.89)
72802000	CIAC Receipt Services Clearing	DR	4000008607	2/25/2013	(1,569.00)
72802100	CIAC Receipt Non-Services Clear	UZ	2000001068	2/25/2013	1,634.00
72802100	CIAC Receipt Non-Services Clear	DR	4000008602	2/25/2013	(817.00)
72802100	CIAC Receipt Non-Services Clear	DR	4000008607	2/25/2013	(817.00)
88107000	CAP Move-CWIP	UZ	2000001062	2/25/2013	815.78
88107000	CAP Move-CWIP	UZ	2000001065	2/25/2013	34,333.03
88107000	CAP Move-CWIP	UZ	2000001067	2/25/2013	6,668.37
88107000	CAP Move-CWIP	UZ	2000001069	2/25/2013	9,934.00
88257100	CAP Move-RWIP	UZ	2000001067	2/25/2013	740.93
88271170	CAP Move-CIAC NT WIP	UZ	2000001069	2/25/2013	(1,634.00)
88900000	CAP Move-Settlement	UZ	2000001062	2/25/2013	(815.78)
88900000	CAP Move-Settlement	UZ	2000001065	2/25/2013	(34,333.03)
88900000	CAP Move-Settlement	UZ	2000001067	2/25/2013	(7,409.30)
88900000	CAP Move-Settlement	UZ	2000001069	2/25/2013	(8,300.00)
40111000	Res Sales Billed	ZA	9400002256	2/26/2013	(151,756.43)
40121000	Com Sales Billed	ZA	9400002256	2/26/2013	(33,096.24)
40145000	Priv Fire Billed	ZA	9400002256	2/26/2013	(3,251.75)
40151000	Publ Auth Billed	ZA	9400002256	2/26/2013	(882.73)
40211000	Dom WW Svc Billed	ZA	9400002256	2/26/2013	55.60
40310100	OthRev-Late Pymt Fee	ZA	9400002256	2/26/2013	(39.82)
40310400	OthRev-NSF Ck Chrg	ZA	9400002256	2/26/2013	(72.00)
40310500	OthRev-Appl/InitFee	ZA	9400002256	2/26/2013	(702.00)
40310700	OthRev-Reconnct Fee	ZA	9400002256	2/26/2013	(338.00)
50452000	Emp Physical Exams	KR	5000006257	2/26/2013	1,160.02
51110000	Waste Disposal	WA	5000006227	2/26/2013	10,496.69
51110000	Waste Disposal	WA	5000006228	2/26/2013	1,898.78
51800000	Chemicals	WA	5000006225	2/26/2013	66,058.55
51800000	Chemicals	WA	5000006226	2/26/2013	14,624.19
51800000	Chemicals	WA	5000006230	2/26/2013	261.02
52000000	M&S Expense (O&M)	UZ	2000001070	2/26/2013	(935.71)
52000000	M&S Expense (O&M)	UZ	2000001072	2/26/2013	(4,159.91)
52000000	M&S Expense (O&M)	UZ	2000001075	2/26/2013	(1,440.21)
52000000	M&S Expense (O&M)	UZ	2000001076	2/26/2013	(17,638.21)
52000000	M&S Expense (O&M)	WA	5000006192	2/26/2013	862.41
52000000	M&S Expense (O&M)	WA	5000006193	2/26/2013	(73.30)
52000000	M&S Expense (O&M)	WA	5000006194	2/26/2013	73.30
52000000	M&S Expense (O&M)	WA	5000006195	2/26/2013	(944.07)
52000000	M&S Expense (O&M)	WA	5000006196	2/26/2013	944.07
52000000	M&S Expense (O&M)	WA	5000006197	2/26/2013	(89.26)
52000000	M&S Expense (O&M)	WA	5000006198	2/26/2013	89.26
52000000	M&S Expense (O&M)	WA	5000006199	2/26/2013	(669.39)
52000000	M&S Expense (O&M)	WA	5000006200	2/26/2013	669.39
52000000	M&S Expense (O&M)	WA	5000006201	2/26/2013	(504.38)
52000000	M&S Expense (O&M)	WA	5000006202	2/26/2013	504.38
52000000	M&S Expense (O&M)	WA	5000006203	2/26/2013	(125.96)
52000000	M&S Expense (O&M)	WA	5000006204	2/26/2013	125.96
52000000	M&S Expense (O&M)	WA	5000006205	2/26/2013	(535.96)
52000000	M&S Expense (O&M)	WA	5000006206	2/26/2013	535.96
52000000	M&S Expense (O&M)	WA	5000006207	2/26/2013	(422.24)
52000000	M&S Expense (O&M)	WA	5000006208	2/26/2013	422.24
52000000	M&S Expense (O&M)	WA	5000006209	2/26/2013	(868.65)
52000000	M&S Expense (O&M)	WA	5000006210	2/26/2013	868.65

## Kentucky American Water Company

Case No. 2012-00520

Response to PSC DR1, Item 31

Account	Description	Doc Type	Document Number	Posting Date	Amount
52000000	M&S Expense (O&M)	WA	5000006220	2/26/2013	(1,440.21)
52000000	M&S Expense (O&M)	WA	5000006221	2/26/2013	1,440.21
52000000	M&S Expense (O&M)	WA	5000006240	2/26/2013	1,241.33
52000000	M&S Expense (O&M)	WA	5000006241	2/26/2013	10,758.22
52000000	M&S Expense (O&M)	WA	5000006246	2/26/2013	854.74
52000000	M&S Expense (O&M)	WA	5000006247	2/26/2013	(913.97)
52000000	M&S Expense (O&M)	WA	5000006248	2/26/2013	5,697.89
52000000	M&S Expense (O&M)	KR	5000006253	2/26/2013	1,098.56
52000000	M&S Expense (O&M)	KR	5000006254	2/26/2013	678.76
52500000	Misc Expense (O&M)	WE	5000006233	2/26/2013	2,213.81
52535000	Meals Deductible	ZI	9000003425	2/26/2013	26.00
52535000	Meals Deductible	ZI	9000003426	2/26/2013	20.00
52535000	Meals Deductible	ZI	9000003488	2/26/2013	10.68
52554500	Lab Supplies	RE	5000006249	2/26/2013	18.48
52554500	Lab Supplies	RE	5000006250	2/26/2013	(5.11)
52574000	Telephone	UZ	2000001078	2/26/2013	(2,376.23)
52574000	Telephone	RE	5000006258	2/26/2013	2,376.23
52583000	Water & WW	UZ	2000001070	2/26/2013	(2,296.81)
52583000	Water & WW	WE	5000006189	2/26/2013	66.57
52583000	Water & WW	WE	5000006190	2/26/2013	2,230.24
53150000	Contr Svc-Other	UZ	2000001076	2/26/2013	(108,632.00)
53150000	Contr Svc-Other	UZ	2000001078	2/26/2013	(7,992.00)
53150000	Contr Svc-Other	KR	5000006216	2/26/2013	24.70
53150000	Contr Svc-Other	KR	5000006217	2/26/2013	170.78
53150000	Contr Svc-Other	KR	5000006218	2/26/2013	486.44
53150000	Contr Svc-Other	WE	5000006229	2/26/2013	11,095.00
53150000	Contr Svc-Other	WE	5000006231	2/26/2013	3,322.00
53150000	Contr Svc-Other	WE	5000006232	2/26/2013	3,028.00
53150000	Contr Svc-Other	WE	5000006235	2/26/2013	97,537.00
53150000	Contr Svc-Other	WE	5000006236	2/26/2013	9,492.00
53150000	Contr Svc-Other	WE	5000006238	2/26/2013	(9,492.00)
53150000	Contr Svc-Other	WE	5000006239	2/26/2013	7,992.00
53152000	Contr Svc-Lab Testng	KR	5000006252	2/26/2013	879.80
54140000	Rents-Equip	KR	5000006191	2/26/2013	325.19
54140000	Rents-Equip	RE	5000006215	2/26/2013	(6.67)
54140000	Rents-Equip	RE	5000006245	2/26/2013	(0.01)
55000000	Transportation (O&M)	RE	5000006255	2/26/2013	(12,751.82)
55000100	Trans Cap Credits	UZ	2000001078	2/26/2013	12,751.82
55010300	Trans Lease Maint	KR	5000006222	2/26/2013	1,518.90
57010000	Uncoll Accts Exp	ZA	9400002256	2/26/2013	(571.40)
62520700	Misc Main Pvg/Bckfill	UZ	2000001070	2/26/2013	(42.00)
62520700	Misc Main Pvg/Bckfill	RE	5000006187	2/26/2013	42.00
62520800	Misc Maint Permits	UZ	2000001072	2/26/2013	(2,530.00)
62520800	Misc Maint Permits	ZF	5000006213	2/26/2013	2,530.00
71521000	M&J Expenses	DR	4000008589	2/26/2013	(3,766.67)
71521000	M&J Expenses	DR	4000008614	2/26/2013	(5,807.10)
72801300	Adv Refund Non-Services Cleari	UZ	2000001076	2/26/2013	(3,997.17)
72801300	Adv Refund Non-Services Cleari	ZF	5000006219	2/26/2013	2,864.66
72801300	Adv Refund Non-Services Cleari	ZF	5000006224	2/26/2013	1,132.51
72802100	CIAC Receipt Non-Services Clear	UZ	2000001072	2/26/2013	(120,099.00)
72802100	CIAC Receipt Non-Services Clear	DR	4000008596	2/26/2013	(817.00)
72802100	CIAC Receipt Non-Services Clear	DR	4000008618	2/26/2013	(11,181.00)
72802100	CIAC Receipt Non-Services Clear	ZF	5000006211	2/26/2013	50,043.83

Kentucky American Water Company  
Case No. 2012-00520  
Response to PSC DR1, Item 31

Account	Description	Doc Type	Document Number	Posting Date	Amount
72802100	CIAC Receipt Non-Services ClearZF		5000006212	2/26/2013	70,055.17
88107000	CAP Move-CWIP	UZ	2000001071	2/26/2013	3,044.84
88107000	CAP Move-CWIP	UZ	2000001073	2/26/2013	6,689.91
88107000	CAP Move-CWIP	UZ	2000001074	2/26/2013	1,440.21
88107000	CAP Move-CWIP	UZ	2000001077	2/26/2013	126,270.21
88107000	CAP Move-CWIP	UZ	2000001079	2/26/2013	(2,383.59)
88252170	CAP Move-ADV NT WIP	UZ	2000001077	2/26/2013	3,997.17
88257100	CAP Move-RWIP	UZ	2000001071	2/26/2013	229.68
88271170	CAP Move-CIAC NT WIP	UZ	2000001073	2/26/2013	120,099.00
88900000	CAP Move-Settlement	UZ	2000001071	2/26/2013	(3,274.52)
88900000	CAP Move-Settlement	UZ	2000001073	2/26/2013	(126,788.91)
88900000	CAP Move-Settlement	UZ	2000001074	2/26/2013	(1,440.21)
88900000	CAP Move-Settlement	UZ	2000001077	2/26/2013	(130,267.38)
88900000	CAP Move-Settlement	UZ	2000001079	2/26/2013	2,383.59
40111000	Res Sales Billed	ZA	9400002258	2/27/2013	(166,535.78)
40121000	Com Sales Billed	ZA	9400002258	2/27/2013	(10,762.28)
40145000	Priv Fire Billed	ZA	9400002258	2/27/2013	(790.20)
40151000	Publ Auth Billed	ZA	9400002258	2/27/2013	(960.51)
40211000	Dom WW Svc Billed	ZA	9400002258	2/27/2013	(48.47)
40310100	OthRev-Late Pymt Fee	ZA	9400002258	2/27/2013	(5,976.18)
40310400	OthRev-NSF Ck Chrg	ZA	9400002258	2/27/2013	(120.00)
40310500	OthRev-Appl/InitFee	ZA	9400002258	2/27/2013	(4,446.00)
40310600	OthRev-Usage Data	ZA	9400002258	2/27/2013	(1,626.10)
40310700	OthRev-Reconnct Fee	ZA	9400002258	2/27/2013	(390.00)
51110000	Waste Disposal	WA	5000006294	2/27/2013	1,832.07
51110000	Waste Disposal	WA	5000006303	2/27/2013	99.83
51510000	Purchased Power	ZN	5000006309	2/27/2013	867.02
51510000	Purchased Power	ZN	5000006310	2/27/2013	321.37
51800000	Chemicals	WA	5000006293	2/27/2013	15,197.65
51800000	Chemicals	WA	5000006302	2/27/2013	16,027.14
51800000	Chemicals	WA	5000006311	2/27/2013	284.05
52000000	M&S Expense (O&M)	UZ	2000001082	2/27/2013	(18,269.37)
52000000	M&S Expense (O&M)	UZ	2000001084	2/27/2013	(17,802.53)
52000000	M&S Expense (O&M)	WA	5000006268	2/27/2013	121.04
52000000	M&S Expense (O&M)	WA	5000006269	2/27/2013	70.11
52000000	M&S Expense (O&M)	WA	5000006270	2/27/2013	305.55
52000000	M&S Expense (O&M)	WA	5000006271	2/27/2013	400.78
52000000	M&S Expense (O&M)	WA	5000006272	2/27/2013	17,371.89
52000000	M&S Expense (O&M)	WA	5000006273	2/27/2013	(85.83)
52000000	M&S Expense (O&M)	WA	5000006274	2/27/2013	15,320.42
52000000	M&S Expense (O&M)	WA	5000006278	2/27/2013	(2,638.11)
52000000	M&S Expense (O&M)	WA	5000006279	2/27/2013	2,638.11
52000000	M&S Expense (O&M)	WA	5000006281	2/27/2013	(1,006.64)
52000000	M&S Expense (O&M)	WA	5000006282	2/27/2013	2,013.28
52000000	M&S Expense (O&M)	WA	5000006283	2/27/2013	(15,289.69)
52000000	M&S Expense (O&M)	WA	5000006284	2/27/2013	15,289.69
52000000	M&S Expense (O&M)	WA	5000006287	2/27/2013	(807.25)
52000000	M&S Expense (O&M)	WA	5000006288	2/27/2013	807.25
52000000	M&S Expense (O&M)	WA	5000006289	2/27/2013	(698.95)
52000000	M&S Expense (O&M)	WA	5000006290	2/27/2013	698.95
52000000	M&S Expense (O&M)	WA	5000006291	2/27/2013	(1,006.64)
52000000	M&S Expense (O&M)	KR	5000006297	2/27/2013	9,540.00
52000000	M&S Expense (O&M)	ZI	9000003449	2/27/2013	10.94



Kentucky American Water Company  
Case No. 2012-00520  
Response to PSC DR1, Item 31

Account	Description	Doc Type	Document Number	Posting Date	Amount
52000000	M&S Expense (O&M)	ZI	9000003450	2/27/2013	62.05
52000000	M&S Expense (O&M)	ZI	9000003461	2/27/2013	47.18
52000000	M&S Expense (O&M)	ZI	9000003476	2/27/2013	1,536.88
52000000	M&S Expense (O&M)	ZI	9000003480	2/27/2013	63.57
52000000	M&S Expense (O&M)	ZI	9000003481	2/27/2013	227.70
52000000	M&S Expense (O&M)	ZI	9000003483	2/27/2013	259.51
52000000	M&S Expense (O&M)	ZI	9000003486	2/27/2013	85.34
52000000	M&S Expense (O&M)	ZI	9000003487	2/27/2013	57.88
52000000	M&S Expense (O&M)	ZI	9000003489	2/27/2013	144.08
52000000	M&S Expense (O&M)	ZI	9000003493	2/27/2013	42.64
52000000	M&S Expense (O&M)	ZI	9000003494	2/27/2013	59.52
52000000	M&S Expense (O&M)	ZI	9000003498	2/27/2013	194.96
52000000	M&S Expense (O&M)	ZI	9000003499	2/27/2013	28.50
52000000	M&S Expense (O&M)	ZI	9000003500	2/27/2013	5.95
52000000	M&S Expense (O&M)	ZI	9000003501	2/27/2013	267.47
52000000	M&S Expense (O&M)	ZI	9000003504	2/27/2013	42.59
52000000	M&S Expense (O&M)	ZI	9000003505	2/27/2013	488.86
52000000	M&S Expense (O&M)	ZI	9000003506	2/27/2013	56.03
52000000	M&S Expense (O&M)	ZI	9000003507	2/27/2013	131.25
52000000	M&S Expense (O&M)	ZI	9000003511	2/27/2013	10.57
52000000	M&S Expense (O&M)	ZI	9000003512	2/27/2013	90.02
52000000	M&S Expense (O&M)	ZI	9000003513	2/27/2013	206.37
52000000	M&S Expense (O&M)	ZI	9000003515	2/27/2013	26.28
52000000	M&S Expense (O&M)	ZI	9000003516	2/27/2013	156.44
52500000	Misc Expense (O&M)	RE	5000006313	2/27/2013	(0.23)
52500000	Misc Expense (O&M)	ZI	9000003444	2/27/2013	14.81
52500000	Misc Expense (O&M)	ZI	9000003482	2/27/2013	6.33
52500000	Misc Expense (O&M)	ZI	9000003502	2/27/2013	50.00
52514700	Community Partnrshps	ZF	5000006262	2/27/2013	4,000.00
52532000	Electricity	ZN	5000006309	2/27/2013	39.73
52532000	Electricity	ZN	5000006310	2/27/2013	567.23
52534000	Employee Expenses	ZI	9000003492	2/27/2013	100.00
52535000	Meals Deductible	ZI	9000003497	2/27/2013	19.78
52535000	Meals Deductible	ZI	9000003510	2/27/2013	13.27
52535000	Meals Deductible	ZI	9000003514	2/27/2013	7.81
52542000	Forms	ZI	9000003447	2/27/2013	175.37
52550000	Janitorial	ZI	9000003496	2/27/2013	8.54
52550000	Janitorial	ZI	9000003522	2/27/2013	4.27
52554500	Lab Supplies	UZ	2000001081	2/27/2013	(1,191.44)
52554500	Lab Supplies	WE	5000006260	2/27/2013	1,191.44
52554500	Lab Supplies	RE	5000006301	2/27/2013	273.52
52554500	Lab Supplies	WE	5000006305	2/27/2013	522.84
52562000	Office Supplies	ZI	9000003495	2/27/2013	345.28
52562000	Office Supplies	ZI	9000003503	2/27/2013	18.94
52562000	Office Supplies	ZI	9000003508	2/27/2013	84.79
52574000	Telephone	UZ	2000001086	2/27/2013	(30,419.36)
52574000	Telephone	WE	5000006280	2/27/2013	27,788.40
52574000	Telephone	RE	5000006307	2/27/2013	2,630.96
52574100	Cell Phone	ZC	9400002257	2/27/2013	5,587.69
52578000	Trash Removal	KR	5000006261	2/27/2013	443.68
52578000	Trash Removal	KR	5000006277	2/27/2013	380.07
52582000	Uniforms	ZI	9000003490	2/27/2013	69.19
52582000	Uniforms	ZI	9000003491	2/27/2013	59.57

## Kentucky American Water Company

Case No. 2012-00520

Response to PSC DR1, Item 31

Account	Description	Doc Type	Document Number	Posting Date	Amount
52582000	Uniforms	ZI	9000003496	2/27/2013	32.91
52582000	Uniforms	ZI	9000003509	2/27/2013	63.94
52582000	Uniforms	ZI	9000003522	2/27/2013	55.74
52583000	Water & WW	KG	5000006275	2/27/2013	(19.46)
52583000	Water & WW	KR	5000006276	2/27/2013	33.32
53150000	Contr Svc-Other	UZ	2000001082	2/27/2013	(10,500.00)
53150000	Contr Svc-Other	UZ	2000001086	2/27/2013	(58,185.00)
53150000	Contr Svc-Other	WE	5000006263	2/27/2013	10,500.00
53150000	Contr Svc-Other	WE	5000006286	2/27/2013	58,185.00
53150000	Contr Svc-Other	RE	5000006295	2/27/2013	(0.58)
53150000	Contr Svc-Other	RE	5000006296	2/27/2013	(0.16)
53150000	Contr Svc-Other	WE	5000006304	2/27/2013	130,013.00
53155000	Contr Svc-Legal	KR	5000006264	2/27/2013	357.41
53155000	Contr Svc-Legal	KR	5000006266	2/27/2013	7,850.47
53155000	Contr Svc-Legal	KR	5000006267	2/27/2013	37,936.90
57010000	Uncoll Accts Exp	ZA	9400002258	2/27/2013	38,751.93
72802000	CIAC Receipt Services Clearing	UZ	2000001086	2/27/2013	3,203.00
72802000	CIAC Receipt Services Clearing	DR	4000008622	2/27/2013	(817.00)
72802000	CIAC Receipt Services Clearing	DR	4000008624	2/27/2013	(817.00)
72802000	CIAC Receipt Services Clearing	DR	4000008645	2/27/2013	(500.00)
72802000	CIAC Receipt Services Clearing	DR	4000008657	2/27/2013	(817.00)
72802000	CIAC Receipt Services Clearing	DR	4000008667	2/27/2013	(817.00)
72802000	CIAC Receipt Services Clearing	DR	4000008675	2/27/2013	(817.00)
72802100	CIAC Receipt Non-Services Clear	UZ	2000001086	2/27/2013	18,534.00
72802100	CIAC Receipt Non-Services Clear	DR	4000008574	2/27/2013	(4,085.00)
72802100	CIAC Receipt Non-Services Clear	DR	4000008626	2/27/2013	(817.00)
88107000	CAP Move-CWIP	UZ	2000001080	2/27/2013	1,191.44
88107000	CAP Move-CWIP	UZ	2000001083	2/27/2013	28,769.37
88107000	CAP Move-CWIP	UZ	2000001085	2/27/2013	17,802.53
88107000	CAP Move-CWIP	UZ	2000001087	2/27/2013	88,604.36
88271170	CAP Move-CIAC NT WIP	UZ	2000001087	2/27/2013	(18,534.00)
88271270	CAP Move-CIAC Tx WIP	UZ	2000001087	2/27/2013	(3,203.00)
88900000	CAP Move-Settlement	UZ	2000001080	2/27/2013	(1,191.44)
88900000	CAP Move-Settlement	UZ	2000001083	2/27/2013	(28,769.37)
88900000	CAP Move-Settlement	UZ	2000001085	2/27/2013	(17,802.53)
88900000	CAP Move-Settlement	UZ	2000001087	2/27/2013	(66,867.36)
40112000	Res Sales Unbilled	ZK	4500000010	2/28/2013	(1,885,789.76)
40122000	Com Sales Unbilled	ZK	4500000010	2/28/2013	(954,432.81)
40132000	Ind Sales Unbilled	ZK	4500000010	2/28/2013	(100,722.07)
40152000	Publ Auth Unbilled	ZK	4500000010	2/28/2013	(242,217.92)
40161050	Sls/Rsle Billed I/C	SA	100003831	2/28/2013	(2,520.82)
40162000	SalesforRsle Unbilld	ZK	4500000010	2/28/2013	(110,189.27)
40171000	Misc Sales Billed	SA	100003851	2/28/2013	21,000.00
40171000	Misc Sales Billed	SA	100003853	2/28/2013	12,000.00
40310100	OthRev-Late Pymt Fee	ZA	9400002261	2/28/2013	(3,226.72)
40310250	OthRev-Rent I/C	SA	100003832	2/28/2013	(10,006.85)
40310250	OthRev-Rent I/C	SA	100003833	2/28/2013	17,567.79
50100000	Labor Expense	CS	9300009354	2/28/2013	(2,097.11)
50100000	Labor Expense	CS	9300009358	2/28/2013	(14,009.59)
50100000	Labor Expense	CS	9300009374	2/28/2013	(5,996.70)
50100000	Labor Expense	CS	9300009376	2/28/2013	(635.04)
50100000	Labor Expense	CS	9300009380	2/28/2013	(2,939.13)
50100000	Labor Expense	CS	9300009383	2/28/2013	(8,045.68)

## Kentucky American Water Company

Case No. 2012-00520

Response to PSC DR1, Item 31

Account	Description	Doc Type	Document Number	Posting Date	Amount
50100000	Labor Expense	CS	9300009387	2/28/2013	(353.76)
50100000	Labor Expense	CS	9300009389	2/28/2013	(5,980.67)
50100000	Labor Expense	CS	9300009391	2/28/2013	(8,804.26)
50100000	Labor Expense	CS	9300009394	2/28/2013	(2,032.01)
50100000	Labor Expense	CS	9300009397	2/28/2013	(17,303.11)
50100000	Labor Expense	CS	9300009404	2/28/2013	(477.97)
50100000	Labor Expense	CS	9300009406	2/28/2013	(1,935.17)
50100000	Labor Expense	CS	9300009408	2/28/2013	(741.94)
50100000	Labor Expense	CS	9300009410	2/28/2013	(2,249.36)
50100000	Labor Expense	CS	9300009412	2/28/2013	(21,355.13)
50100000	Labor Expense	CS	9300009421	2/28/2013	(11,413.18)
50100000	Labor Expense	CS	9300009423	2/28/2013	(5,490.64)
50100000	Labor Expense	CS	9300009427	2/28/2013	(1,864.16)
50100000	Labor Expense	CS	9300009433	2/28/2013	(1,154.00)
50100000	Labor Expense	CS	9300009440	2/28/2013	(6,718.00)
50100000	Labor Expense	CS	9300009442	2/28/2013	(3,692.44)
50100000	Labor Expense	CS	9300009449	2/28/2013	(13,910.57)
50100000	Labor Expense	CS	9300009454	2/28/2013	(8,718.60)
50100000	Labor Expense	CS	9300009460	2/28/2013	(3,474.77)
50100000	Labor Expense	CS	9300009462	2/28/2013	(654.68)
50100000	Labor Expense	CS	9300009464	2/28/2013	(581.19)
50100000	Labor Expense	CS	9300009466	2/28/2013	(1,556.43)
50100000	Labor Expense	CS	9300009468	2/28/2013	(869.34)
50100000	Labor Expense	CS	9300009470	2/28/2013	(6,132.48)
50100000	Labor Expense	CS	9300009472	2/28/2013	(2,014.40)
50100000	Labor Expense	CS	9300009474	2/28/2013	(5,191.25)
50100000	Labor Expense	CS	9300009477	2/28/2013	(15,200.80)
50100000	Labor Expense	CS	9300009479	2/28/2013	(259.92)
50100000	Labor Expense	CS	9300009481	2/28/2013	(2,899.20)
50100000	Labor Expense	CS	9300009484	2/28/2013	(932.64)
50100000	Labor Expense	CS	9300009594	2/28/2013	(14,222.08)
50100000	Labor Expense	CS	9300009606	2/28/2013	(7,139.57)
50100000	Labor Expense	CS	9300009608	2/28/2013	(652.16)
50100000	Labor Expense	CS	9300009610	2/28/2013	(2,552.04)
50100000	Labor Expense	CS	9300009612	2/28/2013	(11,869.60)
50100000	Labor Expense	CS	9300009614	2/28/2013	(128.64)
50100000	Labor Expense	CS	9300009616	2/28/2013	(7,765.28)
50100000	Labor Expense	CS	9300009618	2/28/2013	(6,877.50)
50100000	Labor Expense	CS	9300009621	2/28/2013	(1,470.28)
50100000	Labor Expense	CS	9300009623	2/28/2013	(24.21)
50100000	Labor Expense	CS	9300009625	2/28/2013	(179.44)
50100000	Labor Expense	CS	9300009627	2/28/2013	(12,608.46)
50100000	Labor Expense	CS	9300009630	2/28/2013	(719.45)
50100000	Labor Expense	CS	9300009632	2/28/2013	(1,638.58)
50100000	Labor Expense	CS	9300009634	2/28/2013	(3,809.92)
50100000	Labor Expense	CS	9300009636	2/28/2013	(1,611.04)
50100000	Labor Expense	CS	9300009638	2/28/2013	(19,438.91)
50100000	Labor Expense	CS	9300009640	2/28/2013	(575.00)
50100000	Labor Expense	CS	9300009642	2/28/2013	(59.13)
50100000	Labor Expense	CS	9300009648	2/28/2013	(11,589.52)
50100000	Labor Expense	CS	9300009650	2/28/2013	(4,686.63)
50100000	Labor Expense	CS	9300009654	2/28/2013	(2,649.76)
50100000	Labor Expense	CS	9300009658	2/28/2013	(1,154.00)

## Kentucky American Water Company

Case No. 2012-00520

Response to PSC DR1, Item 31

Account	Description	Doc Type	Document Number	Posting Date	Amount
50100000	Labor Expense	CS	9300009662	2/28/2013	(6,718.00)
50100000	Labor Expense	CS	9300009664	2/28/2013	(3,801.20)
50100000	Labor Expense	CS	9300009668	2/28/2013	(13,010.69)
50100000	Labor Expense	CS	9300009672	2/28/2013	(8,768.96)
50100000	Labor Expense	CS	9300009675	2/28/2013	(792.47)
50100000	Labor Expense	CS	9300009677	2/28/2013	(402.88)
50100000	Labor Expense	CS	9300009679	2/28/2013	(839.12)
50100000	Labor Expense	CS	9300009681	2/28/2013	(3,438.41)
50100000	Labor Expense	CS	9300009683	2/28/2013	(1,746.83)
50100000	Labor Expense	CS	9300009685	2/28/2013	(7,518.15)
50100000	Labor Expense	CS	9300009687	2/28/2013	(2,014.40)
50100000	Labor Expense	CS	9300009689	2/28/2013	(6,608.51)
50100000	Labor Expense	CS	9300009693	2/28/2013	(15,256.32)
50100000	Labor Expense	CS	9300009695	2/28/2013	(2,599.20)
50100000	Labor Expense	CS	9300009697	2/28/2013	(2,899.20)
50100000	Labor Expense	CS	9300009702	2/28/2013	(2,122.56)
50100001	Labor ExpenseAccrual	CS	9300009354	2/28/2013	3,471.37
50100001	Labor ExpenseAccrual	CS	9300009358	2/28/2013	5,188.94
50100001	Labor ExpenseAccrual	CS	9300009374	2/28/2013	6,887.53
50100001	Labor ExpenseAccrual	CS	9300009376	2/28/2013	571.54
50100001	Labor ExpenseAccrual	CS	9300009380	2/28/2013	28,499.62
50100001	Labor ExpenseAccrual	CS	9300009383	2/28/2013	4,388.48
50100001	Labor ExpenseAccrual	CS	9300009387	2/28/2013	376.27
50100001	Labor ExpenseAccrual	CS	9300009389	2/28/2013	4,673.09
50100001	Labor ExpenseAccrual	CS	9300009391	2/28/2013	9,681.86
50100001	Labor ExpenseAccrual	CS	9300009394	2/28/2013	1,820.81
50100001	Labor ExpenseAccrual	CS	9300009397	2/28/2013	9,740.89
50100001	Labor ExpenseAccrual	CS	9300009404	2/28/2013	559.06
50100001	Labor ExpenseAccrual	CS	9300009406	2/28/2013	2,530.52
50100001	Labor ExpenseAccrual	CS	9300009408	2/28/2013	380.80
50100001	Labor ExpenseAccrual	CS	9300009410	2/28/2013	1,940.44
50100001	Labor ExpenseAccrual	CS	9300009412	2/28/2013	22,698.05
50100001	Labor ExpenseAccrual	CS	9300009414	2/28/2013	261.54
50100001	Labor ExpenseAccrual	CS	9300009421	2/28/2013	11,266.10
50100001	Labor ExpenseAccrual	CS	9300009423	2/28/2013	5,550.04
50100001	Labor ExpenseAccrual	CS	9300009427	2/28/2013	1,302.01
50100001	Labor ExpenseAccrual	CS	9300009433	2/28/2013	934.74
50100001	Labor ExpenseAccrual	CS	9300009440	2/28/2013	6,161.98
50100001	Labor ExpenseAccrual	CS	9300009442	2/28/2013	3,421.00
50100001	Labor ExpenseAccrual	CS	9300009449	2/28/2013	11,152.80
50100001	Labor ExpenseAccrual	CS	9300009454	2/28/2013	9,479.51
50100001	Labor ExpenseAccrual	CS	9300009457	2/28/2013	75.60
50100001	Labor ExpenseAccrual	CS	9300009460	2/28/2013	3,228.15
50100001	Labor ExpenseAccrual	CS	9300009462	2/28/2013	397.12
50100001	Labor ExpenseAccrual	CS	9300009464	2/28/2013	961.11
50100001	Labor ExpenseAccrual	CS	9300009466	2/28/2013	6,386.53
50100001	Labor ExpenseAccrual	CS	9300009468	2/28/2013	1,470.81
50100001	Labor ExpenseAccrual	CS	9300009470	2/28/2013	11,646.40
50100001	Labor ExpenseAccrual	CS	9300009472	2/28/2013	1,813.00
50100001	Labor ExpenseAccrual	CS	9300009474	2/28/2013	3,650.20
50100001	Labor ExpenseAccrual	CS	9300009477	2/28/2013	2,707.92
50100001	Labor ExpenseAccrual	CS	9300009481	2/28/2013	1,304.64
50100001	Labor ExpenseAccrual	CS	9300009484	2/28/2013	839.38

Kentucky American Water Company  
Case No. 2012-00520  
Response to PSC DR1, Item 31

Account	Description	Doc Type	Document Number	Posting Date	Amount
50100001	Labor ExpenseAccrual	CS	9300009594	2/28/2013	(16,142.97)
50100001	Labor ExpenseAccrual	CS	9300009606	2/28/2013	(7,986.95)
50100001	Labor ExpenseAccrual	CS	9300009608	2/28/2013	(586.94)
50100001	Labor ExpenseAccrual	CS	9300009610	2/28/2013	(2,778.60)
50100001	Labor ExpenseAccrual	CS	9300009612	2/28/2013	(12,149.27)
50100001	Labor ExpenseAccrual	CS	9300009614	2/28/2013	(115.77)
50100001	Labor ExpenseAccrual	CS	9300009616	2/28/2013	(7,533.88)
50100001	Labor ExpenseAccrual	CS	9300009618	2/28/2013	(6,552.66)
50100001	Labor ExpenseAccrual	CS	9300009621	2/28/2013	(1,323.26)
50100001	Labor ExpenseAccrual	CS	9300009623	2/28/2013	(21.79)
50100001	Labor ExpenseAccrual	CS	9300009625	2/28/2013	(161.50)
50100001	Labor ExpenseAccrual	CS	9300009627	2/28/2013	(11,693.09)
50100001	Labor ExpenseAccrual	CS	9300009630	2/28/2013	(764.05)
50100001	Labor ExpenseAccrual	CS	9300009632	2/28/2013	(1,591.26)
50100001	Labor ExpenseAccrual	CS	9300009634	2/28/2013	(3,428.92)
50100001	Labor ExpenseAccrual	CS	9300009636	2/28/2013	(1,779.66)
50100001	Labor ExpenseAccrual	CS	9300009638	2/28/2013	(19,734.37)
50100001	Labor ExpenseAccrual	CS	9300009640	2/28/2013	(517.51)
50100001	Labor ExpenseAccrual	CS	9300009642	2/28/2013	(53.22)
50100001	Labor ExpenseAccrual	CS	9300009648	2/28/2013	(12,009.82)
50100001	Labor ExpenseAccrual	CS	9300009650	2/28/2013	(4,374.68)
50100001	Labor ExpenseAccrual	CS	9300009654	2/28/2013	(2,535.79)
50100001	Labor ExpenseAccrual	CS	9300009658	2/28/2013	(1,038.60)
50100001	Labor ExpenseAccrual	CS	9300009662	2/28/2013	(6,451.41)
50100001	Labor ExpenseAccrual	CS	9300009664	2/28/2013	(3,421.00)
50100001	Labor ExpenseAccrual	CS	9300009668	2/28/2013	(11,709.70)
50100001	Labor ExpenseAccrual	CS	9300009672	2/28/2013	(9,675.67)
50100001	Labor ExpenseAccrual	CS	9300009675	2/28/2013	(746.67)
50100001	Labor ExpenseAccrual	CS	9300009677	2/28/2013	(362.59)
50100001	Labor ExpenseAccrual	CS	9300009679	2/28/2013	(755.22)
50100001	Labor ExpenseAccrual	CS	9300009681	2/28/2013	(4,378.25)
50100001	Labor ExpenseAccrual	CS	9300009683	2/28/2013	(2,004.15)
50100001	Labor ExpenseAccrual	CS	9300009685	2/28/2013	(8,506.14)
50100001	Labor ExpenseAccrual	CS	9300009687	2/28/2013	(1,813.00)
50100001	Labor ExpenseAccrual	CS	9300009689	2/28/2013	(6,888.46)
50100001	Labor ExpenseAccrual	CS	9300009693	2/28/2013	(15,379.45)
50100001	Labor ExpenseAccrual	CS	9300009695	2/28/2013	(2,339.27)
50100001	Labor ExpenseAccrual	CS	9300009697	2/28/2013	(2,609.28)
50100001	Labor ExpenseAccrual	CS	9300009702	2/28/2013	(1,910.31)
50101300	Labor Oper WT	CS	9300009358	2/28/2013	8,820.65
50101300	Labor Oper WT	CS	9300009374	2/28/2013	(890.83)
50101300	Labor Oper WT	CS	9300009376	2/28/2013	63.50
50101300	Labor Oper WT	CS	9300009380	2/28/2013	(25,560.49)
50101300	Labor Oper WT	CS	9300009383	2/28/2013	3,657.20
50101300	Labor Oper WT	CS	9300009477	2/28/2013	12,492.88
50101300	Labor Oper WT	CS	9300009594	2/28/2013	30,365.05
50101300	Labor Oper WT	CS	9300009606	2/28/2013	15,126.52
50101300	Labor Oper WT	CS	9300009608	2/28/2013	1,239.10
50101300	Labor Oper WT	CS	9300009610	2/28/2013	5,330.64
50101300	Labor Oper WT	CS	9300009612	2/28/2013	24,018.87
50101300	Labor Oper WT	CS	9300009693	2/28/2013	30,635.77
50101305	Labor Oper WT SupEng	CS	9300009387	2/28/2013	(22.51)
50101305	Labor Oper WT SupEng	CS	9300009389	2/28/2013	1,307.58

Kentucky American Water Company  
Case No. 2012-00520  
Response to PSC DR1, Item 31

Account	Description	Doc Type	Document Number	Posting Date	Amount
50101305	Labor Oper WT SupEng	CS	9300009391	2/28/2013	(877.60)
50101305	Labor Oper WT SupEng	CS	9300009479	2/28/2013	259.92
50101305	Labor Oper WT SupEng	CS	9300009481	2/28/2013	1,594.56
50101305	Labor Oper WT SupEng	CS	9300009484	2/28/2013	93.26
50101305	Labor Oper WT SupEng	CS	9300009614	2/28/2013	244.41
50101305	Labor Oper WT SupEng	CS	9300009616	2/28/2013	15,299.16
50101305	Labor Oper WT SupEng	CS	9300009618	2/28/2013	13,430.16
50101305	Labor Oper WT SupEng	CS	9300009695	2/28/2013	4,938.47
50101305	Labor Oper WT SupEng	CS	9300009697	2/28/2013	5,508.48
50101305	Labor Oper WT SupEng	CS	9300009702	2/28/2013	4,032.87
50101400	Labor Oper TD	CS	9300009394	2/28/2013	211.20
50101400	Labor Oper TD	CS	9300009397	2/28/2013	7,562.22
50101400	Labor Oper TD	CS	9300009621	2/28/2013	2,793.54
50101400	Labor Oper TD	CS	9300009623	2/28/2013	46.00
50101400	Labor Oper TD	CS	9300009625	2/28/2013	340.94
50101400	Labor Oper TD	CS	9300009627	2/28/2013	24,301.55
50101405	Labor Oper TD SupEng	CS	9300009404	2/28/2013	(81.09)
50101405	Labor Oper TD SupEng	CS	9300009406	2/28/2013	(595.35)
50101405	Labor Oper TD SupEng	CS	9300009408	2/28/2013	361.14
50101405	Labor Oper TD SupEng	CS	9300009630	2/28/2013	1,483.50
50101405	Labor Oper TD SupEng	CS	9300009632	2/28/2013	3,229.84
50101405	Labor Oper TD SupEng	CS	9300009634	2/28/2013	7,238.84
50101415	Labor Oper TD Lines	CS	9300009410	2/28/2013	308.92
50101415	Labor Oper TD Lines	CS	9300009636	2/28/2013	3,390.70
50101420	Labor Oper TD Meter	CS	9300009412	2/28/2013	(1,342.92)
50101420	Labor Oper TD Meter	CS	9300009638	2/28/2013	39,173.28
50101500	Labor Oper CA	CS	9300009414	2/28/2013	(261.54)
50101500	Labor Oper CA	CS	9300009640	2/28/2013	1,092.51
50101500	Labor Oper CA	CS	9300009642	2/28/2013	112.35
50101510	Labor Oper CA MtrRd	CS	9300009421	2/28/2013	147.08
50101510	Labor Oper CA MtrRd	CS	9300009648	2/28/2013	23,599.34
50101520	Labor Oper CA CstSrv	CS	9300009423	2/28/2013	(59.40)
50101520	Labor Oper CA CstSrv	CS	9300009650	2/28/2013	9,061.31
50101600	Labor Oper AG	CS	9300009427	2/28/2013	562.15
50101600	Labor Oper AG	CS	9300009433	2/28/2013	219.26
50101600	Labor Oper AG	CS	9300009440	2/28/2013	556.02
50101600	Labor Oper AG	CS	9300009442	2/28/2013	271.44
50101600	Labor Oper AG	CS	9300009449	2/28/2013	2,757.77
50101600	Labor Oper AG	CS	9300009654	2/28/2013	5,185.55
50101600	Labor Oper AG	CS	9300009658	2/28/2013	2,192.60
50101600	Labor Oper AG	CS	9300009662	2/28/2013	13,169.41
50101600	Labor Oper AG	CS	9300009664	2/28/2013	7,222.20
50101600	Labor Oper AG	CS	9300009668	2/28/2013	24,720.39
50102300	Labor Maint WT	CS	9300009454	2/28/2013	(760.91)
50102300	Labor Maint WT	CS	9300009672	2/28/2013	18,444.63
50102305	Labor Mnt WT Sup&Eng	CS	9300009457	2/28/2013	(75.60)
50102400	Labor Maint TD	CS	9300009460	2/28/2013	246.62
50102400	Labor Maint TD	CS	9300009462	2/28/2013	257.56
50102400	Labor Maint TD	CS	9300009675	2/28/2013	1,539.14
50102400	Labor Maint TD	CS	9300009677	2/28/2013	765.47
50102420	Labor Mnt TD Mains	CS	9300009464	2/28/2013	(379.92)
50102420	Labor Mnt TD Mains	CS	9300009466	2/28/2013	(4,830.10)
50102420	Labor Mnt TD Mains	CS	9300009679	2/28/2013	1,594.34

## Kentucky American Water Company

Case No. 2012-00520

Response to PSC DR1, Item 31

Account	Description	Doc Type	Document Number	Posting Date	Amount
50102420	Labor Mnt TD Mains	CS	9300009681	2/28/2013	7,816.66
50102430	Labor Mnt TD Service	CS	9300009468	2/28/2013	(601.47)
50102430	Labor Mnt TD Service	CS	9300009470	2/28/2013	(5,513.92)
50102430	Labor Mnt TD Service	CS	9300009683	2/28/2013	3,750.98
50102430	Labor Mnt TD Service	CS	9300009685	2/28/2013	16,024.29
50102435	Labor Mnt TD Meter	CS	9300009472	2/28/2013	201.40
50102435	Labor Mnt TD Meter	CS	9300009687	2/28/2013	3,827.40
50102440	Labor Mnt TD Hydrant	CS	9300009474	2/28/2013	1,541.05
50102440	Labor Mnt TD Hydrant	CS	9300009689	2/28/2013	13,496.97
50109900	Labor Cap Credits	UT	9300009352	2/28/2013	(78.48)
50109900	Labor Cap Credits	UT	9300009355	2/28/2013	(5,047.62)
50109900	Labor Cap Credits	UT	9300009356	2/28/2013	(921.84)
50109900	Labor Cap Credits	UT	9300009590	2/28/2013	(124.26)
50109900	Labor Cap Credits	UT	9300009592	2/28/2013	(27,064.70)
50109900	Labor Cap Credits	UT	9300009593	2/28/2013	(248.52)
50110000	Labor NS OT -Natural	CS	9300009354	2/28/2013	(1,779.05)
50110000	Labor NS OT -Natural	CS	9300009358	2/28/2013	(4,995.52)
50110000	Labor NS OT -Natural	CS	9300009374	2/28/2013	(278.30)
50110000	Labor NS OT -Natural	CS	9300009380	2/28/2013	(357.18)
50110000	Labor NS OT -Natural	CS	9300009383	2/28/2013	(568.52)
50110000	Labor NS OT -Natural	CS	9300009385	2/28/2013	(28.85)
50110000	Labor NS OT -Natural	CS	9300009389	2/28/2013	(484.56)
50110000	Labor NS OT -Natural	CS	9300009391	2/28/2013	(546.62)
50110000	Labor NS OT -Natural	CS	9300009397	2/28/2013	(597.37)
50110000	Labor NS OT -Natural	CS	9300009406	2/28/2013	(251.91)
50110000	Labor NS OT -Natural	CS	9300009410	2/28/2013	(238.48)
50110000	Labor NS OT -Natural	CS	9300009412	2/28/2013	(798.94)
50110000	Labor NS OT -Natural	CS	9300009421	2/28/2013	(1,417.84)
50110000	Labor NS OT -Natural	CS	9300009423	2/28/2013	(274.58)
50110000	Labor NS OT -Natural	CS	9300009427	2/28/2013	(64.20)
50110000	Labor NS OT -Natural	CS	9300009454	2/28/2013	(1,352.34)
50110000	Labor NS OT -Natural	CS	9300009457	2/28/2013	(36.00)
50110000	Labor NS OT -Natural	CS	9300009460	2/28/2013	(386.75)
50110000	Labor NS OT -Natural	CS	9300009462	2/28/2013	(176.26)
50110000	Labor NS OT -Natural	CS	9300009464	2/28/2013	(1,401.53)
50110000	Labor NS OT -Natural	CS	9300009466	2/28/2013	(2,603.97)
50110000	Labor NS OT -Natural	CS	9300009468	2/28/2013	(291.36)
50110000	Labor NS OT -Natural	CS	9300009470	2/28/2013	(1,239.45)
50110000	Labor NS OT -Natural	CS	9300009474	2/28/2013	(1,151.96)
50110000	Labor NS OT -Natural	CS	9300009477	2/28/2013	(2,607.69)
50110000	Labor NS OT -Natural	CS	9300009594	2/28/2013	(3,714.54)
50110000	Labor NS OT -Natural	CS	9300009606	2/28/2013	(1,734.84)
50110000	Labor NS OT -Natural	CS	9300009610	2/28/2013	(535.29)
50110000	Labor NS OT -Natural	CS	9300009612	2/28/2013	(1,629.59)
50110000	Labor NS OT -Natural	CS	9300009616	2/28/2013	(605.70)
50110000	Labor NS OT -Natural	CS	9300009618	2/28/2013	(403.24)
50110000	Labor NS OT -Natural	CS	9300009627	2/28/2013	(383.84)
50110000	Labor NS OT -Natural	CS	9300009630	2/28/2013	(129.48)
50110000	Labor NS OT -Natural	CS	9300009632	2/28/2013	(129.48)
50110000	Labor NS OT -Natural	CS	9300009636	2/28/2013	(366.36)
50110000	Labor NS OT -Natural	CS	9300009638	2/28/2013	(2,488.61)
50110000	Labor NS OT -Natural	CS	9300009648	2/28/2013	(1,754.53)
50110000	Labor NS OT -Natural	CS	9300009650	2/28/2013	(174.15)

Kentucky American Water Company  
Case No. 2012-00520  
Response to PSC DR1, Item 31

Account	Description	Doc Type	Document Number	Posting Date	Amount
50110000	Labor NS OT -Natural	CS	9300009654	2/28/2013	(167.78)
50110000	Labor NS OT -Natural	CS	9300009662	2/28/2013	(450.24)
50110000	Labor NS OT -Natural	CS	9300009672	2/28/2013	(1,981.75)
50110000	Labor NS OT -Natural	CS	9300009675	2/28/2013	(37.16)
50110000	Labor NS OT -Natural	CS	9300009681	2/28/2013	(1,426.29)
50110000	Labor NS OT -Natural	CS	9300009683	2/28/2013	(480.00)
50110000	Labor NS OT -Natural	CS	9300009685	2/28/2013	(1,932.99)
50110000	Labor NS OT -Natural	CS	9300009689	2/28/2013	(1,045.29)
50110000	Labor NS OT -Natural	CS	9300009693	2/28/2013	(1,831.91)
50111300	LaborOper NS OT WT	CS	9300009358	2/28/2013	4,995.52
50111300	LaborOper NS OT WT	CS	9300009374	2/28/2013	278.30
50111300	LaborOper NS OT WT	CS	9300009380	2/28/2013	357.18
50111300	LaborOper NS OT WT	CS	9300009383	2/28/2013	568.52
50111300	LaborOper NS OT WT	CS	9300009477	2/28/2013	2,607.69
50111300	LaborOper NS OT WT	CS	9300009594	2/28/2013	3,714.54
50111300	LaborOper NS OT WT	CS	9300009606	2/28/2013	1,734.84
50111300	LaborOper NS OT WT	CS	9300009610	2/28/2013	535.29
50111300	LaborOper NS OT WT	CS	9300009612	2/28/2013	1,629.59
50111300	LaborOper NS OT WT	CS	9300009693	2/28/2013	1,831.91
50111305	LaborOperNS OT WT SE	CS	9300009385	2/28/2013	28.85
50111305	LaborOperNS OT WT SE	CS	9300009389	2/28/2013	484.56
50111305	LaborOperNS OT WT SE	CS	9300009391	2/28/2013	546.62
50111305	LaborOperNS OT WT SE	CS	9300009616	2/28/2013	605.70
50111305	LaborOperNS OT WT SE	CS	9300009618	2/28/2013	403.24
50111400	LaborOper NS OT TD	CS	9300009397	2/28/2013	597.37
50111400	LaborOper NS OT TD	CS	9300009627	2/28/2013	383.84
50111405	LaborOperNS OT TD SE	CS	9300009406	2/28/2013	251.91
50111405	LaborOperNS OT TD SE	CS	9300009630	2/28/2013	129.48
50111405	LaborOperNS OT TD SE	CS	9300009632	2/28/2013	129.48
50111415	LaborOperNS OT TD Ln	CS	9300009410	2/28/2013	238.48
50111415	LaborOperNS OT TD Ln	CS	9300009636	2/28/2013	366.36
50111420	LaborOperNS OT TD Mt	CS	9300009412	2/28/2013	798.94
50111420	LaborOperNS OT TD Mt	CS	9300009638	2/28/2013	2,488.61
50111510	LaborOperNS OT CA MR	CS	9300009421	2/28/2013	1,417.84
50111510	LaborOperNS OT CA MR	CS	9300009648	2/28/2013	1,754.53
50111520	LaborOperNS OT CA CS	CS	9300009423	2/28/2013	274.58
50111520	LaborOperNS OT CA CS	CS	9300009650	2/28/2013	174.15
50111600	LaborOper NS OT AG	CS	9300009427	2/28/2013	64.20
50111600	LaborOper NS OT AG	CS	9300009654	2/28/2013	167.78
50111600	LaborOper NS OT AG	CS	9300009662	2/28/2013	450.24
50112300	LaborMaint NS OT WT	CS	9300009454	2/28/2013	1,352.34
50112300	LaborMaint NS OT WT	CS	9300009672	2/28/2013	1,981.75
50112305	LaborMaintNSOT WT SE	CS	9300009457	2/28/2013	36.00
50112400	LaborMaint NS OT TD	CS	9300009460	2/28/2013	386.75
50112400	LaborMaint NS OT TD	CS	9300009462	2/28/2013	176.26
50112400	LaborMaint NS OT TD	CS	9300009675	2/28/2013	37.16
50112420	LaborMaintNSOT TD Mn	CS	9300009464	2/28/2013	1,401.53
50112420	LaborMaintNSOT TD Mn	CS	9300009466	2/28/2013	2,603.97
50112420	LaborMaintNSOT TD Mn	CS	9300009681	2/28/2013	1,426.29
50112430	LaborMaintNSOT TD Sv	CS	9300009468	2/28/2013	291.36
50112430	LaborMaintNSOT TD Sv	CS	9300009470	2/28/2013	1,239.45
50112430	LaborMaintNSOT TD Sv	CS	9300009683	2/28/2013	480.00
50112430	LaborMaintNSOT TD Sv	CS	9300009685	2/28/2013	1,932.99



Kentucky American Water Company  
Case No. 2012-00520  
Response to PSC DR1, Item 31

Account	Description	Doc Type	Document Number	Posting Date	Amount
50112440	LaborMaintNSOT TD Hy	CS	9300009474	2/28/2013	1,151.96
50112440	LaborMaintNSOT TD Hy	CS	9300009689	2/28/2013	1,045.29
50119900	LaborNSOT CapCredits	UT	9300009355	2/28/2013	(295.74)
50119900	LaborNSOT CapCredits	UT	9300009592	2/28/2013	(844.78)
50120000	Labor OT - Natural	CS	9300009358	2/28/2013	(2.24)
50120000	Labor OT - Natural	CS	9300009477	2/28/2013	(4.48)
50121300	LaborOper OT WT	CS	9300009358	2/28/2013	2.24
50121300	LaborOper OT WT	CS	9300009477	2/28/2013	4.48
50171000	Annual Incent Plan	SA	100003857	2/28/2013	18,691.68
50171600	Comp Exp-Options	SA	100003856	2/28/2013	1,704.00
50171800	Comp Exp-RSU's	SA	100003856	2/28/2013	3,734.00
50421100	401k Exp Cap Credits	UT	9300009352	2/28/2013	(3.14)
50421100	401k Exp Cap Credits	CS	9300009354	2/28/2013	(32.88)
50421100	401k Exp Cap Credits	UT	9300009355	2/28/2013	(26.91)
50421100	401k Exp Cap Credits	UT	9300009356	2/28/2013	(28.48)
50421100	401k Exp Cap Credits	UT	9300009590	2/28/2013	(4.98)
50421100	401k Exp Cap Credits	UT	9300009592	2/28/2013	(682.59)
50421100	401k Exp Cap Credits	UT	9300009593	2/28/2013	(9.94)
50422100	DCP Exp Cap Credits	UT	9300009352	2/28/2013	(4.12)
50422100	DCP Exp Cap Credits	CS	9300009354	2/28/2013	(14.22)
50422100	DCP Exp Cap Credits	UT	9300009355	2/28/2013	(124.76)
50422100	DCP Exp Cap Credits	UT	9300009356	2/28/2013	(21.61)
50422100	DCP Exp Cap Credits	UT	9300009590	2/28/2013	(6.54)
50422100	DCP Exp Cap Credits	UT	9300009592	2/28/2013	(729.91)
50422100	DCP Exp Cap Credits	UT	9300009593	2/28/2013	(13.06)
50423000	ESPP Expense	SA	100003829	2/28/2013	696.51
50450000	Other Welfare	CS	9300009893	2/28/2013	(108.33)
50450016	Other Welfare AG	CS	9300009893	2/28/2013	108.33
50510000	PBOP Expense	SA	100003887	2/28/2013	(359.60)
50510000	PBOP Expense	SA	100003898	2/28/2013	(4,468.50)
50510000	PBOP Expense	SA	100003902	2/28/2013	65,570.42
50510100	PBOP Cap Credits	UZ	2000001102	2/28/2013	871.70
50510100	PBOP Cap Credits	UZ	2000001108	2/28/2013	73.28
50510100	PBOP Cap Credits	UZ	2000001109	2/28/2013	106.15
50510100	PBOP Cap Credits	UT	9300009352	2/28/2013	(8.00)
50510100	PBOP Cap Credits	CS	9300009354	2/28/2013	(41.28)
50510100	PBOP Cap Credits	UT	9300009355	2/28/2013	(545.02)
50510100	PBOP Cap Credits	UT	9300009356	2/28/2013	(94.03)
50510100	PBOP Cap Credits	UT	9300009590	2/28/2013	(12.68)
50510100	PBOP Cap Credits	UT	9300009592	2/28/2013	(2,846.77)
50510100	PBOP Cap Credits	UT	9300009593	2/28/2013	(25.35)
50510100	PBOP Cap Credits	UT	9300009838	2/28/2013	3.01
50510100	PBOP Cap Credits	CS	9300009840	2/28/2013	68.26
50510100	PBOP Cap Credits	UT	9300009841	2/28/2013	450.42
50510100	PBOP Cap Credits	UT	9300009842	2/28/2013	7.30
50510100	PBOP Cap Credits	CS	9300009991	2/28/2013	1.08
50550100	Group Ins Cap Credts	UT	9300009352	2/28/2013	(6.70)
50550100	Group Ins Cap Credts	CS	9300009354	2/28/2013	32.75
50550100	Group Ins Cap Credts	UT	9300009355	2/28/2013	(427.39)
50550100	Group Ins Cap Credts	UT	9300009356	2/28/2013	(128.39)
50550100	Group Ins Cap Credts	UT	9300009590	2/28/2013	(10.48)
50550100	Group Ins Cap Credts	UT	9300009592	2/28/2013	(5,215.51)
50550100	Group Ins Cap Credts	UT	9300009593	2/28/2013	(20.97)

Kentucky American Water Company  
Case No. 2012-00520  
Response to PSC DR1, Item 31

Account	Description	Doc Type	Document Number	Posting Date	Amount
50610000	Pension Expense	SA	100003896	2/28/2013	86,976.83
50610100	Pension Cap Credits	UZ	2000001102	2/28/2013	3,234.52
50610100	Pension Cap Credits	UZ	2000001108	2/28/2013	1,122.23
50610100	Pension Cap Credits	UZ	2000001109	2/28/2013	531.39
50610100	Pension Cap Credits	UT	9300009352	2/28/2013	(12.38)
50610100	Pension Cap Credits	CS	9300009354	2/28/2013	(63.88)
50610100	Pension Cap Credits	UT	9300009355	2/28/2013	(843.18)
50610100	Pension Cap Credits	UT	9300009356	2/28/2013	(145.47)
50610100	Pension Cap Credits	UT	9300009590	2/28/2013	(19.61)
50610100	Pension Cap Credits	UT	9300009592	2/28/2013	(4,404.12)
50610100	Pension Cap Credits	UT	9300009593	2/28/2013	(39.21)
50610100	Pension Cap Credits	UT	9300009838	2/28/2013	14.27
50610100	Pension Cap Credits	CS	9300009840	2/28/2013	253.29
50610100	Pension Cap Credits	UT	9300009841	2/28/2013	2,176.66
50610100	Pension Cap Credits	UT	9300009842	2/28/2013	44.87
50610100	Pension Cap Credits	CS	9300009991	2/28/2013	10.30
51010000	Purchased Water	SV	100003877	2/28/2013	21,444.00
51015000	Purchased Water I/C	SA	100003831	2/28/2013	2,520.82
51110000	Waste Disposal	SV	100003876	2/28/2013	2,738.18
51110000	Waste Disposal	SR	9600000179	2/28/2013	6,250.00
51110000	Waste Disposal	SR	9600000180	2/28/2013	1,000.00
51120000	Amort Waste Disposal	SR	9600000186	2/28/2013	8,333.33
51510000	Purchased Power	SV	100003876	2/28/2013	259,743.49
51510000	Purchased Power	SV	100003979	2/28/2013	26,882.93
51510000	Purchased Power	CS	9300009362	2/28/2013	(870.08)
51510000	Purchased Power	CS	9300009363	2/28/2013	(10,005.97)
51510000	Purchased Power	CS	9300009366	2/28/2013	96.36
51510000	Purchased Power	CS	9300009367	2/28/2013	249.22
51510000	Purchased Power	CS	9300009369	2/28/2013	6,217.90
51510000	Purchased Power	CS	9300009370	2/28/2013	2,250.48
51510000	Purchased Power	CS	9300009374	2/28/2013	9,964.10
51510000	Purchased Power	CS	9300009380	2/28/2013	70,983.27
51510000	Purchased Power	CS	9300009393	2/28/2013	375.93
51510000	Purchased Power	CS	9300009399	2/28/2013	10.80
51510000	Purchased Power	CS	9300009600	2/28/2013	(305.52)
51510000	Purchased Power	CS	9300009602	2/28/2013	(3,535.25)
51510000	Purchased Power	CS	9300009606	2/28/2013	(10,819.25)
51510000	Purchased Power	CS	9300009610	2/28/2013	(57,128.15)
51510000	Purchased Power	CS	9300009620	2/28/2013	(187.79)
51510000	Purchased Power	CS	9300009849	2/28/2013	(321.37)
51510000	Purchased Power	CS	9300009850	2/28/2013	(2,991.29)
51510000	Purchased Power	CS	9300009852	2/28/2013	(2,900.51)
51510000	Purchased Power	CS	9300009869	2/28/2013	(90.67)
51510000	Purchased Power	CS	9300010014	2/28/2013	(135,877.20)
51510000	Purchased Power	CS	9300010017	2/28/2013	(783.06)
51510000	Purchased Power	CS	9300010018	2/28/2013	(468.10)
51510000	Purchased Power	CS	9300010019	2/28/2013	(6,271.08)
51510000	Purchased Power	CS	9300010020	2/28/2013	(35,954.16)
51510000	Purchased Power	CS	9300010021	2/28/2013	(2,126.96)
51510000	Purchased Power	CS	9300010022	2/28/2013	(3,479.22)
51510000	Purchased Power	CS	9300010025	2/28/2013	(51,599.52)
51510000	Purchased Power	CS	9300010026	2/28/2013	(16.80)
51510000	Purchased Power	CS	9300010027	2/28/2013	(404.84)

Kentucky American Water Company  
Case No. 2012-00520  
Response to PSC DR1, Item 31

Account	Description	Doc Type	Document Number	Posting Date	Amount
51510000	Purchased Power	CS	9300010052	2/28/2013	(15,040.85)
51510000	Purchased Power	CS	9300010054	2/28/2013	(7,721.70)
51510000	Purchased Power	CS	9300010686	2/28/2013	(369.37)
51510000	Purchased Power	CS	9300010687	2/28/2013	(26,513.56)
51510011	Purchased Power SS	CS	9300009362	2/28/2013	870.08
51510011	Purchased Power SS	CS	9300009363	2/28/2013	10,005.97
51510012	Purchased Power P	CS	9300009366	2/28/2013	(96.36)
51510012	Purchased Power P	CS	9300009367	2/28/2013	(249.22)
51510012	Purchased Power P	CS	9300009369	2/28/2013	(6,217.90)
51510012	Purchased Power P	CS	9300009600	2/28/2013	305.52
51510012	Purchased Power P	CS	9300009602	2/28/2013	3,535.25
51510012	Purchased Power P	CS	9300009849	2/28/2013	321.37
51510012	Purchased Power P	CS	9300009850	2/28/2013	2,991.29
51510012	Purchased Power P	CS	9300010017	2/28/2013	783.06
51510012	Purchased Power P	CS	9300010018	2/28/2013	468.10
51510012	Purchased Power P	CS	9300010019	2/28/2013	6,271.08
51510012	Purchased Power P	CS	9300010020	2/28/2013	35,954.16
51510012	Purchased Power P	CS	9300010054	2/28/2013	7,721.70
51510012	Purchased Power P	CS	9300010686	2/28/2013	369.37
51510013	Purchased Power WT	CS	9300009370	2/28/2013	(2,250.48)
51510013	Purchased Power WT	CS	9300009374	2/28/2013	(9,964.10)
51510013	Purchased Power WT	CS	9300009380	2/28/2013	(70,983.27)
51510013	Purchased Power WT	CS	9300009606	2/28/2013	10,819.25
51510013	Purchased Power WT	CS	9300009610	2/28/2013	57,128.15
51510013	Purchased Power WT	CS	9300009852	2/28/2013	2,900.51
51510013	Purchased Power WT	CS	9300010014	2/28/2013	135,877.20
51510013	Purchased Power WT	CS	9300010021	2/28/2013	2,126.96
51510013	Purchased Power WT	CS	9300010022	2/28/2013	3,479.22
51510013	Purchased Power WT	CS	9300010025	2/28/2013	51,599.52
51510013	Purchased Power WT	CS	9300010052	2/28/2013	15,040.85
51510013	Purchased Power WT	CS	9300010687	2/28/2013	26,513.56
51510014	Purchased Power TD	CS	9300009393	2/28/2013	(375.93)
51510014	Purchased Power TD	CS	9300009399	2/28/2013	(10.80)
51510014	Purchased Power TD	CS	9300009620	2/28/2013	187.79
51510014	Purchased Power TD	CS	9300009869	2/28/2013	90.67
51510014	Purchased Power TD	CS	9300010026	2/28/2013	16.80
51510014	Purchased Power TD	CS	9300010027	2/28/2013	404.84
51800000	Chemicals	SV	100003944	2/28/2013	7,215.78
52000000	M&S Expense (O&M)	SA	100003806	2/28/2013	1,878.56
52000000	M&S Expense (O&M)	SV	100003944	2/28/2013	1,516.53
52000000	M&S Expense (O&M)	SV	100003945	2/28/2013	42,975.53
52000000	M&S Expense (O&M)	KR	5000006337	2/28/2013	8,190.54
52000000	M&S Expense (O&M)	WA	5000006345	2/28/2013	1,914.37
52000000	M&S Expense (O&M)	WA	5000006346	2/28/2013	110.80
52000000	M&S Expense (O&M)	ZI	9000003527	2/28/2013	2,511.99
52000000	M&S Expense (O&M)	ZI	9000003528	2/28/2013	1,142.26
52000000	M&S Expense (O&M)	CS	9300009358	2/28/2013	(30,390.36)
52000000	M&S Expense (O&M)	CS	9300009360	2/28/2013	2,516.63
52000000	M&S Expense (O&M)	CS	9300009376	2/28/2013	512.00
52000000	M&S Expense (O&M)	CS	9300009380	2/28/2013	28,991.76
52000000	M&S Expense (O&M)	CS	9300009383	2/28/2013	(160.49)
52000000	M&S Expense (O&M)	CS	9300009397	2/28/2013	(2,868.90)
52000000	M&S Expense (O&M)	CS	9300009401	2/28/2013	(715.35)

## Kentucky American Water Company

Case No. 2012-00520

Response to PSC DR1, Item 31

Account	Description	Doc Type	Document Number	Posting Date	Amount
52000000	M&S Expense (O&M)	CS	9300009433	2/28/2013	(630.90)
52000000	M&S Expense (O&M)	CS	9300009442	2/28/2013	(9.50)
52000000	M&S Expense (O&M)	CS	9300009446	2/28/2013	(28.17)
52000000	M&S Expense (O&M)	CS	9300009449	2/28/2013	(777.33)
52000000	M&S Expense (O&M)	CS	9300009451	2/28/2013	(189.47)
52000000	M&S Expense (O&M)	CS	9300009452	2/28/2013	(445.20)
52000000	M&S Expense (O&M)	CS	9300009453	2/28/2013	(8.47)
52000000	M&S Expense (O&M)	CS	9300009456	2/28/2013	(320.73)
52000000	M&S Expense (O&M)	CS	9300009459	2/28/2013	(1,950.08)
52000000	M&S Expense (O&M)	CS	9300009460	2/28/2013	4,412.55
52000000	M&S Expense (O&M)	CS	9300009462	2/28/2013	(1,277.57)
52000000	M&S Expense (O&M)	CS	9300009477	2/28/2013	(47.70)
52000000	M&S Expense (O&M)	CS	9300009483	2/28/2013	(5,282.25)
52000000	M&S Expense (O&M)	CS	9300009591	2/28/2013	(1,534.00)
52000000	M&S Expense (O&M)	CS	9300009596	2/28/2013	(19.99)
52000000	M&S Expense (O&M)	CS	9300009597	2/28/2013	(4,935.59)
52000000	M&S Expense (O&M)	CS	9300009601	2/28/2013	(11.64)
52000000	M&S Expense (O&M)	CS	9300009621	2/28/2013	(426.65)
52000000	M&S Expense (O&M)	CS	9300009627	2/28/2013	(3,568.39)
52000000	M&S Expense (O&M)	CS	9300009629	2/28/2013	(481.54)
52000000	M&S Expense (O&M)	CS	9300009658	2/28/2013	(15.87)
52000000	M&S Expense (O&M)	CS	9300009671	2/28/2013	(1,192.66)
52000000	M&S Expense (O&M)	CS	9300009674	2/28/2013	(12,616.77)
52000000	M&S Expense (O&M)	CS	9300009675	2/28/2013	(2,411.38)
52000000	M&S Expense (O&M)	CS	9300009693	2/28/2013	(1,059.47)
52000000	M&S Expense (O&M)	CS	9300009700	2/28/2013	(2,077.33)
52000000	M&S Expense (O&M)	CS	9300009844	2/28/2013	(1,401.39)
52000000	M&S Expense (O&M)	CS	9300009846	2/28/2013	(327.05)
52000000	M&S Expense (O&M)	CS	9300009847	2/28/2013	(11,035.04)
52000000	M&S Expense (O&M)	CS	9300009862	2/28/2013	(2,834.18)
52000000	M&S Expense (O&M)	CS	9300009870	2/28/2013	(421.13)
52000000	M&S Expense (O&M)	CS	9300009874	2/28/2013	(240.66)
52000000	M&S Expense (O&M)	CS	9300009908	2/28/2013	(2,400.90)
52000000	M&S Expense (O&M)	CS	9300009911	2/28/2013	(144.08)
52000000	M&S Expense (O&M)	CS	9300009913	2/28/2013	(754.40)
52000000	M&S Expense (O&M)	CS	9300009914	2/28/2013	(257.73)
52000000	M&S Expense (O&M)	CS	9300009915	2/28/2013	(525.56)
52000000	M&S Expense (O&M)	CS	9300009917	2/28/2013	(880.30)
52000000	M&S Expense (O&M)	CS	9300009919	2/28/2013	(2,349.18)
52000000	M&S Expense (O&M)	CS	9300009920	2/28/2013	(1,591.90)
52000000	M&S Expense (O&M)	CS	9300009921	2/28/2013	6,216.19
52000000	M&S Expense (O&M)	CS	9300009933	2/28/2013	(1,878.56)
52000000	M&S Expense (O&M)	CS	9300009934	2/28/2013	(1,694.94)
52000000	M&S Expense (O&M)	CS	9300009940	2/28/2013	(4,355.43)
52000000	M&S Expense (O&M)	CS	9300009941	2/28/2013	(9,540.00)
52000000	M&S Expense (O&M)	CS	9300009994	2/28/2013	776.55
52000000	M&S Expense (O&M)	CS	9300010012	2/28/2013	(776.55)
52000000	M&S Expense (O&M)	CS	9300010682	2/28/2013	(1,516.53)
52000000	M&S Expense (O&M)	CS	9300010685	2/28/2013	(4,975.53)
52000000	M&S Expense (O&M)	CS	9300010698	2/28/2013	(38,000.00)
52001200	M&S Oper P	CS	9300009601	2/28/2013	11.64
52001300	M&S Oper WT	CS	9300009358	2/28/2013	30,390.36
52001300	M&S Oper WT	CS	9300009376	2/28/2013	(512.00)

## Kentucky American Water Company

Case No. 2012-00520

Response to PSC DR1, Item 31

Account	Description	Doc Type	Document Number	Posting Date	Amount
52001300	M&S Oper WT	CS	9300009380	2/28/2013	(28,991.76)
52001300	M&S Oper WT	CS	9300009383	2/28/2013	160.49
52001300	M&S Oper WT	CS	9300009477	2/28/2013	47.70
52001300	M&S Oper WT	CS	9300009693	2/28/2013	1,059.47
52001300	M&S Oper WT	CS	9300009844	2/28/2013	1,401.39
52001300	M&S Oper WT	CS	9300009862	2/28/2013	2,834.18
52001300	M&S Oper WT	CS	9300009934	2/28/2013	1,694.94
52001400	M&S Oper TD	CS	9300009397	2/28/2013	2,868.90
52001400	M&S Oper TD	CS	9300009401	2/28/2013	715.35
52001400	M&S Oper TD	CS	9300009621	2/28/2013	426.65
52001400	M&S Oper TD	CS	9300009627	2/28/2013	3,568.39
52001400	M&S Oper TD	CS	9300009629	2/28/2013	481.54
52001400	M&S Oper TD	CS	9300009870	2/28/2013	421.13
52001400	M&S Oper TD	CS	9300009874	2/28/2013	240.66
52001600	M&S Oper AG	CS	9300009433	2/28/2013	630.90
52001600	M&S Oper AG	CS	9300009442	2/28/2013	9.50
52001600	M&S Oper AG	CS	9300009446	2/28/2013	28.17
52001600	M&S Oper AG	CS	9300009449	2/28/2013	777.33
52001600	M&S Oper AG	CS	9300009658	2/28/2013	15.87
52001600	M&S Oper AG	CS	9300009908	2/28/2013	2,400.90
52001600	M&S Oper AG	CS	9300009911	2/28/2013	144.08
52500000	Misc Expense (O&M)	SA	100003801	2/28/2013	588.52
52500000	Misc Expense (O&M)	SA	100003807	2/28/2013	268.81
52500000	Misc Expense (O&M)	SA	100003809	2/28/2013	4,144.04
52500000	Misc Expense (O&M)	SA	100003814	2/28/2013	171.86
52500000	Misc Expense (O&M)	SA	100003815	2/28/2013	2,780.53
52500000	Misc Expense (O&M)	SA	100003816	2/28/2013	796.42
52500000	Misc Expense (O&M)	SA	100003818	2/28/2013	281.84
52500000	Misc Expense (O&M)	SA	100003820	2/28/2013	1,398.75
52500000	Misc Expense (O&M)	SV	100003867	2/28/2013	58.19
52500000	Misc Expense (O&M)	SV	100003944	2/28/2013	13,801.60
52500000	Misc Expense (O&M)	SA	100003985	2/28/2013	127.27
52500000	Misc Expense (O&M)	SA	100003998	2/28/2013	7,130.35
52500000	Misc Expense (O&M)	SA	100004025	2/28/2013	(4,169.50)
52500000	Misc Expense (O&M)	UZ	2000001089	2/28/2013	(1,240,200.00)
52500000	Misc Expense (O&M)	UZ	2000001090	2/28/2013	(6,766.30)
52500000	Misc Expense (O&M)	UZ	2000001094	2/28/2013	(1,285.22)
52500000	Misc Expense (O&M)	WE	5000006314	2/28/2013	152,640.00
52500000	Misc Expense (O&M)	WE	5000006315	2/28/2013	85,860.00
52500000	Misc Expense (O&M)	WE	5000006316	2/28/2013	238,500.00
52500000	Misc Expense (O&M)	WE	5000006317	2/28/2013	57,240.00
52500000	Misc Expense (O&M)	WE	5000006318	2/28/2013	181,260.00
52500000	Misc Expense (O&M)	WE	5000006319	2/28/2013	238,500.00
52500000	Misc Expense (O&M)	WE	5000006320	2/28/2013	286,200.00
52500000	Misc Expense (O&M)	WE	5000006321	2/28/2013	6,766.30
52500000	Misc Expense (O&M)	WE	5000006322	2/28/2013	(6,766.30)
52500000	Misc Expense (O&M)	WE	5000006323	2/28/2013	6,766.30
52500000	Misc Expense (O&M)	WE	5000006347	2/28/2013	11.13
52500000	Misc Expense (O&M)	ZI	9000003530	2/28/2013	593.60
52500000	Misc Expense (O&M)	CS	9300009365	2/28/2013	1,010.43
52500000	Misc Expense (O&M)	CS	9300009380	2/28/2013	(119.38)
52500000	Misc Expense (O&M)	CS	9300009397	2/28/2013	(2,301.56)
52500000	Misc Expense (O&M)	CS	9300009440	2/28/2013	64.80

Kentucky American Water Company  
Case No. 2012-00520  
Response to PSC DR1, Item 31

Account	Description	Doc Type	Document Number	Posting Date	Amount
52500000	Misc Expense (O&M)	CS	9300009442	2/28/2013	(153.07)
52500000	Misc Expense (O&M)	CS	9300009446	2/28/2013	(26.43)
52500000	Misc Expense (O&M)	CS	9300009449	2/28/2013	42,936.68
52500000	Misc Expense (O&M)	CS	9300009460	2/28/2013	(99.17)
52500000	Misc Expense (O&M)	CS	9300009476	2/28/2013	(207.42)
52500000	Misc Expense (O&M)	CS	9300009610	2/28/2013	(31.86)
52500000	Misc Expense (O&M)	CS	9300009621	2/28/2013	(239.95)
52500000	Misc Expense (O&M)	CS	9300009627	2/28/2013	(397.25)
52500000	Misc Expense (O&M)	CS	9300009658	2/28/2013	(67.85)
52500000	Misc Expense (O&M)	CS	9300009662	2/28/2013	(173.01)
52500000	Misc Expense (O&M)	CS	9300009668	2/28/2013	(2,311.71)
52500000	Misc Expense (O&M)	CS	9300009675	2/28/2013	(3,163.12)
52500000	Misc Expense (O&M)	CS	9300009691	2/28/2013	(262.46)
52500000	Misc Expense (O&M)	CS	9300009700	2/28/2013	(47.65)
52500000	Misc Expense (O&M)	CS	9300009844	2/28/2013	(133.39)
52500000	Misc Expense (O&M)	CS	9300009848	2/28/2013	(4,144.04)
52500000	Misc Expense (O&M)	CS	9300009860	2/28/2013	(21.14)
52500000	Misc Expense (O&M)	CS	9300009866	2/28/2013	(190.00)
52500000	Misc Expense (O&M)	CS	9300009905	2/28/2013	(593.60)
52500000	Misc Expense (O&M)	CS	9300009908	2/28/2013	(11.13)
52500000	Misc Expense (O&M)	CS	9300009911	2/28/2013	(3,540.91)
52500000	Misc Expense (O&M)	CS	9300009921	2/28/2013	(2,213.58)
52500000	Misc Expense (O&M)	CS	9300009933	2/28/2013	(2,745.82)
52500000	Misc Expense (O&M)	CS	9300010042	2/28/2013	(58.19)
52500000	Misc Expense (O&M)	CS	9300010681	2/28/2013	(13,801.60)
52500000	Misc Expense (O&M)	CS	9300010699	2/28/2013	(127.27)
52500000	Misc Expense (O&M)	CS	9300010702	2/28/2013	(7,130.35)
52500000	Misc Expense (O&M)	CS	9300010706	2/28/2013	4,169.50
52501100	Misc Oper SS	CS	9300009365	2/28/2013	(1,010.43)
52501100	Misc Oper SS	CS	9300009848	2/28/2013	4,144.04
52501100	Misc Oper SS	CS	9300010699	2/28/2013	127.27
52501300	Misc Oper WT	CS	9300009380	2/28/2013	119.38
52501300	Misc Oper WT	CS	9300009610	2/28/2013	31.86
52501300	Misc Oper WT	CS	9300009844	2/28/2013	133.39
52501300	Misc Oper WT	CS	9300009860	2/28/2013	21.14
52501300	Misc Oper WT	CS	9300009866	2/28/2013	190.00
52501400	Misc Oper TD	CS	9300009397	2/28/2013	2,301.56
52501400	Misc Oper TD	CS	9300009621	2/28/2013	239.95
52501400	Misc Oper TD	CS	9300009627	2/28/2013	397.25
52501600	Misc Oper AG	CS	9300009440	2/28/2013	(64.80)
52501600	Misc Oper AG	CS	9300009442	2/28/2013	153.07
52501600	Misc Oper AG	CS	9300009446	2/28/2013	26.43
52501600	Misc Oper AG	CS	9300009449	2/28/2013	(42,936.68)
52501600	Misc Oper AG	CS	9300009658	2/28/2013	67.85
52501600	Misc Oper AG	CS	9300009662	2/28/2013	173.01
52501600	Misc Oper AG	CS	9300009668	2/28/2013	2,311.71
52501600	Misc Oper AG	CS	9300009905	2/28/2013	593.60
52501600	Misc Oper AG	CS	9300009908	2/28/2013	11.13
52501600	Misc Oper AG	CS	9300009911	2/28/2013	3,540.91
52501600	Misc Oper AG	CS	9300010042	2/28/2013	58.19
52501600	Misc Oper AG	CS	9300010681	2/28/2013	13,801.60
52510000	Bank Svc Charges	SV	100003944	2/28/2013	6,854.90
52510000	Bank Svc Charges	SV	100003959	2/28/2013	15,880.08

Kentucky American Water Company  
Case No. 2012-00520  
Response to PSC DR1, Item 31

Account	Description	Doc Type	Document Number	Posting Date	Amount
52510000	Bank Svc Charges	SV	100003986	2/28/2013	19,853.28
52510000	Bank Svc Charges	CS	9300009419	2/28/2013	25,875.97
52510000	Bank Svc Charges	CS	9300009887	2/28/2013	(7,366.13)
52510000	Bank Svc Charges	CS	9300010679	2/28/2013	(6,854.90)
52510000	Bank Svc Charges	CS	9300010690	2/28/2013	(15,880.08)
52510000	Bank Svc Charges	CS	9300010700	2/28/2013	(19,853.28)
52510000	Bank Svc Charges	CS	9300010704	2/28/2013	(15,880.08)
52510000	Bank Svc Charges	CS	9300010705	2/28/2013	15,880.08
52510015	Bank Svc Charges-CA	CS	9300009419	2/28/2013	(25,875.97)
52510015	Bank Svc Charges-CA	CS	9300009887	2/28/2013	7,366.13
52510015	Bank Svc Charges-CA	CS	9300010679	2/28/2013	6,854.90
52510015	Bank Svc Charges-CA	CS	9300010690	2/28/2013	15,880.08
52510015	Bank Svc Charges-CA	CS	9300010700	2/28/2013	19,853.28
52510015	Bank Svc Charges-CA	CS	9300010704	2/28/2013	15,880.08
52510015	Bank Svc Charges-CA	CS	9300010705	2/28/2013	(15,880.08)
52520000	Collection Agencies	SV	100003935	2/28/2013	3,402.00
52520000	Collection Agencies	SV	100003994	2/28/2013	2,025.55
52524000	Co Dues/Mmbrshp Ded	SA	100003770	2/28/2013	(24.73)
52524000	Co Dues/Mmbrshp Ded	SA	100003805	2/28/2013	307.11
52524000	Co Dues/Mmbrshp Ded	SA	100003811	2/28/2013	507.35
52524000	Co Dues/Mmbrshp Ded	SR	9600000183	2/28/2013	833.33
52524000	Co Dues/Mmbrshp Ded	SR	9600000184	2/28/2013	439.83
52524000	Co Dues/Mmbrshp Ded	SR	9600000187	2/28/2013	3,800.50
52526100	Credit Line Fees I/C	SV	100003880	2/28/2013	3,971.84
52526100	Credit Line Fees I/C	SG	100003884	2/28/2013	(3,971.84)
52526100	Credit Line Fees I/C	SV	100003886	2/28/2013	5,335.43
52526100	Credit Line Fees I/C	TI	3000013361	2/28/2013	2,109.13
52532000	Electricity	SV	100003876	2/28/2013	10,504.86
52532000	Electricity	CS	9300009378	2/28/2013	31.20
52532000	Electricity	CS	9300009380	2/28/2013	134.57
52532000	Electricity	CS	9300009394	2/28/2013	716.50
52532000	Electricity	CS	9300009397	2/28/2013	821.11
52532000	Electricity	CS	9300009427	2/28/2013	399.57
52532000	Electricity	CS	9300009442	2/28/2013	585.13
52532000	Electricity	CS	9300009610	2/28/2013	(23.34)
52532000	Electricity	CS	9300009621	2/28/2013	(475.47)
52532000	Electricity	CS	9300009627	2/28/2013	(133.51)
52532000	Electricity	CS	9300009654	2/28/2013	(215.86)
52532000	Electricity	CS	9300009860	2/28/2013	(24.35)
52532000	Electricity	CS	9300009870	2/28/2013	(296.79)
52532000	Electricity	CS	9300009874	2/28/2013	(1,001.64)
52532000	Electricity	CS	9300009893	2/28/2013	(363.34)
52532000	Electricity	CS	9300010014	2/28/2013	(52.88)
52532000	Electricity	CS	9300010017	2/28/2013	(31.68)
52532000	Electricity	CS	9300010026	2/28/2013	(912.92)
52532000	Electricity	CS	9300010027	2/28/2013	(2,767.36)
52532000	Electricity	CS	9300010034	2/28/2013	(250.60)
52532000	Electricity	CS	9300010040	2/28/2013	(464.00)
52532000	Electricity	CS	9300010043	2/28/2013	(4,681.85)
52532000	Electricity	CS	9300010052	2/28/2013	(1,343.57)
52532011	Electricity SS	CS	9300010017	2/28/2013	31.68
52532013	Electricity WT	CS	9300009378	2/28/2013	(31.20)
52532013	Electricity WT	CS	9300009380	2/28/2013	(134.57)

## Kentucky American Water Company

Case No. 2012-00520

Response to PSC DR1, Item 31

Account	Description	Doc Type	Document Number	Posting Date	Amount
52532013	Electricity WT	CS	9300009610	2/28/2013	23.34
52532013	Electricity WT	CS	9300009860	2/28/2013	24.35
52532013	Electricity WT	CS	9300010014	2/28/2013	52.88
52532013	Electricity WT	CS	9300010052	2/28/2013	1,343.57
52532014	Electricity TD	CS	9300009394	2/28/2013	(716.50)
52532014	Electricity TD	CS	9300009397	2/28/2013	(821.11)
52532014	Electricity TD	CS	9300009621	2/28/2013	475.47
52532014	Electricity TD	CS	9300009627	2/28/2013	133.51
52532014	Electricity TD	CS	9300009870	2/28/2013	296.79
52532014	Electricity TD	CS	9300009874	2/28/2013	1,001.64
52532014	Electricity TD	CS	9300010026	2/28/2013	912.92
52532014	Electricity TD	CS	9300010027	2/28/2013	2,767.36
52532016	Electricity AG	CS	9300009427	2/28/2013	(399.57)
52532016	Electricity AG	CS	9300009442	2/28/2013	(585.13)
52532016	Electricity AG	CS	9300009654	2/28/2013	215.86
52532016	Electricity AG	CS	9300009893	2/28/2013	363.34
52532016	Electricity AG	CS	9300010034	2/28/2013	250.60
52532016	Electricity AG	CS	9300010040	2/28/2013	464.00
52532016	Electricity AG	CS	9300010043	2/28/2013	4,681.85
52534000	Employee Expenses	SX	100003885	2/28/2013	(586.15)
52534200	Conferences & Reg	SA	100003812	2/28/2013	11.30
52535000	Meals Deductible	SX	100003885	2/28/2013	(733.40)
52535000	Meals Deductible	ZI	9000003523	2/28/2013	29.00
52535000	Meals Deductible	ZI	9000003526	2/28/2013	25.70
52542000	Forms	SV	100004003	2/28/2013	13,500.77
52542000	Forms	KR	5000006344	2/28/2013	11,319.89
52542000	Forms	CS	9300009419	2/28/2013	9,190.63
52542000	Forms	CS	9300009844	2/28/2013	(175.37)
52542000	Forms	CS	9300009856	2/28/2013	(42.84)
52542000	Forms	CS	9300009862	2/28/2013	(37.52)
52542000	Forms	CS	9300009887	2/28/2013	(11,319.89)
52542000	Forms	CS	9300010705	2/28/2013	(13,500.77)
52542015	Forms CA	CS	9300009419	2/28/2013	(9,190.63)
52542015	Forms CA	CS	9300009887	2/28/2013	11,319.89
52542015	Forms CA	CS	9300010705	2/28/2013	13,500.77
52542016	Forms AG	CS	9300009844	2/28/2013	175.37
52542016	Forms AG	CS	9300009856	2/28/2013	42.84
52542016	Forms AG	CS	9300009862	2/28/2013	37.52
52548000	Heating Oil/Gas	SV	100003876	2/28/2013	4,193.51
52548000	Heating Oil/Gas	CS	9300009396	2/28/2013	7.28
52548000	Heating Oil/Gas	CS	9300009397	2/28/2013	(1,649.59)
52548000	Heating Oil/Gas	CS	9300009442	2/28/2013	58.74
52548000	Heating Oil/Gas	CS	9300009623	2/28/2013	(9.22)
52548000	Heating Oil/Gas	CS	9300010026	2/28/2013	(8.96)
52548000	Heating Oil/Gas	CS	9300010027	2/28/2013	(2,895.88)
52548000	Heating Oil/Gas	CS	9300010043	2/28/2013	(1,288.67)
52548014	Heating Oil/Gas TD	CS	9300009396	2/28/2013	(7.28)
52548014	Heating Oil/Gas TD	CS	9300009397	2/28/2013	1,649.59
52548014	Heating Oil/Gas TD	CS	9300009623	2/28/2013	9.22
52548014	Heating Oil/Gas TD	CS	9300010026	2/28/2013	8.96
52548014	Heating Oil/Gas TD	CS	9300010027	2/28/2013	2,895.88
52548016	Heating Oil/Gas AG	CS	9300009442	2/28/2013	(58.74)
52548016	Heating Oil/Gas AG	CS	9300010043	2/28/2013	1,288.67



## Kentucky American Water Company

Case No. 2012-00520

Response to PSC DR1, Item 31

Account	Description	Doc Type	Document Number	Posting Date	Amount
52550000	Janitorial	SV	100003944	2/28/2013	5,403.33
52550000	Janitorial	CS	9300009380	2/28/2013	2,000.00
52550000	Janitorial	CS	9300009383	2/28/2013	(17.08)
52550000	Janitorial	CS	9300009427	2/28/2013	(8.54)
52550000	Janitorial	CS	9300009430	2/28/2013	(19.50)
52550000	Janitorial	CS	9300009449	2/28/2013	(10,806.66)
52550000	Janitorial	CS	9300009862	2/28/2013	(17.08)
52550000	Janitorial	CS	9300009893	2/28/2013	(8.54)
52550000	Janitorial	CS	9300009934	2/28/2013	(2,623.50)
52550000	Janitorial	CS	9300010680	2/28/2013	(5,403.33)
52550013	Janitorial WT	CS	9300009380	2/28/2013	(2,000.00)
52550013	Janitorial WT	CS	9300009383	2/28/2013	17.08
52550013	Janitorial WT	CS	9300009862	2/28/2013	17.08
52550013	Janitorial WT	CS	9300009934	2/28/2013	2,623.50
52550016	Janitorial AG	CS	9300009427	2/28/2013	8.54
52550016	Janitorial AG	CS	9300009430	2/28/2013	19.50
52550016	Janitorial AG	CS	9300009449	2/28/2013	10,806.66
52550016	Janitorial AG	CS	9300009893	2/28/2013	8.54
52550016	Janitorial AG	CS	9300010680	2/28/2013	5,403.33
52554500	Lab Supplies	RE	5000006335	2/28/2013	34.01
52562000	Office Supplies	ZI	9000003529	2/28/2013	178.99
52562000	Office Supplies	CS	9300009358	2/28/2013	(38.99)
52562000	Office Supplies	CS	9300009360	2/28/2013	(78.06)
52562000	Office Supplies	CS	9300009380	2/28/2013	0.01
52562000	Office Supplies	CS	9300009397	2/28/2013	(4,264.70)
52562000	Office Supplies	CS	9300009427	2/28/2013	(459.51)
52562000	Office Supplies	CS	9300009446	2/28/2013	(108.36)
52562000	Office Supplies	CS	9300009448	2/28/2013	(76.06)
52562000	Office Supplies	CS	9300009449	2/28/2013	(20.99)
52562000	Office Supplies	CS	9300009477	2/28/2013	(120.03)
52562000	Office Supplies	CS	9300009627	2/28/2013	(234.09)
52562000	Office Supplies	CS	9300009660	2/28/2013	(30.73)
52562000	Office Supplies	CS	9300009668	2/28/2013	(16.99)
52562000	Office Supplies	CS	9300009844	2/28/2013	(1,202.79)
52562000	Office Supplies	CS	9300009860	2/28/2013	(366.45)
52562000	Office Supplies	CS	9300009862	2/28/2013	(364.22)
52562000	Office Supplies	CS	9300009934	2/28/2013	(231.18)
52562000	Office Supplies	CS	9300009938	2/28/2013	(222.25)
52562013	Off&Adm Supplies WT	CS	9300009358	2/28/2013	38.99
52562013	Off&Adm Supplies WT	CS	9300009360	2/28/2013	78.06
52562013	Off&Adm Supplies WT	CS	9300009380	2/28/2013	(0.01)
52562013	Off&Adm Supplies WT	CS	9300009477	2/28/2013	120.03
52562013	Off&Adm Supplies WT	CS	9300009844	2/28/2013	1,202.79
52562013	Off&Adm Supplies WT	CS	9300009860	2/28/2013	366.45
52562013	Off&Adm Supplies WT	CS	9300009862	2/28/2013	364.22
52562013	Off&Adm Supplies WT	CS	9300009934	2/28/2013	231.18
52562014	Off&Adm Supplies TD	CS	9300009397	2/28/2013	4,264.70
52562014	Off&Adm Supplies TD	CS	9300009627	2/28/2013	234.09
52562016	Off&Adm Supplies AG	CS	9300009427	2/28/2013	459.51
52562016	Off&Adm Supplies AG	CS	9300009446	2/28/2013	108.36
52562016	Off&Adm Supplies AG	CS	9300009448	2/28/2013	76.06
52562016	Off&Adm Supplies AG	CS	9300009449	2/28/2013	20.99
52562016	Off&Adm Supplies AG	CS	9300009660	2/28/2013	30.73

## Kentucky American Water Company

Case No. 2012-00520

Response to PSC DR1, Item 31

Account	Description	Doc Type	Document Number	Posting Date	Amount
52562016	Off&Adm Supplies AG	CS	9300009668	2/28/2013	16.99
52562016	Off&Adm Supplies AG	CS	9300009938	2/28/2013	222.25
52562500	Overnight Shippng	CS	9300009376	2/28/2013	(589.28)
52562500	Overnight Shippng	CS	9300009597	2/28/2013	(235.41)
52562500	Overnight Shippng	CS	9300009608	2/28/2013	(134.12)
52562500	Overnight Shippng	CS	9300009610	2/28/2013	(16.75)
52562500	Overnight Shippng	CS	9300009627	2/28/2013	(8.58)
52562500	Overnight Shippng	CS	9300009642	2/28/2013	(118.13)
52562500	Overnight Shippng	CS	9300009666	2/28/2013	(8.13)
52562513	Overnight Shippng WT	CS	9300009376	2/28/2013	589.28
52562513	Overnight Shippng WT	CS	9300009597	2/28/2013	235.41
52562513	Overnight Shippng WT	CS	9300009608	2/28/2013	134.12
52562513	Overnight Shippng WT	CS	9300009610	2/28/2013	16.75
52562514	Overnight Shippng TD	CS	9300009627	2/28/2013	8.58
52562515	Overnight Shippng CA	CS	9300009642	2/28/2013	118.13
52562516	Overnight Shippng AG	CS	9300009666	2/28/2013	8.13
52566000	Postage	SA	100003908	2/28/2013	47,082.04
52566000	Postage	CS	9300010031	2/28/2013	(47,082.04)
52566015	Postage CA	CS	9300010031	2/28/2013	47,082.04
52568000	Research & Develop	SA	100003768	2/28/2013	(1.59)
52568000	Research & Develop	SA	100003810	2/28/2013	1,753.72
52568000	Research & Develop	SA	100003813	2/28/2013	79.51
52571000	Security Svc	SV	100003945	2/28/2013	3,808.00
52571000	Security Svc	CS	9300009442	2/28/2013	3,808.00
52571000	Security Svc	CS	9300009477	2/28/2013	(109.07)
52571000	Security Svc	CS	9300010691	2/28/2013	(3,808.00)
52571013	Security Svc WT	CS	9300009477	2/28/2013	109.07
52571016	Security Svc AG	CS	9300009442	2/28/2013	(3,808.00)
52571016	Security Svc AG	CS	9300010691	2/28/2013	3,808.00
52571500	Software Licenses	SA	100003808	2/28/2013	1,953.48
52571500	Software Licenses	SA	100003817	2/28/2013	240.11
52571500	Software Licenses	SA	100003819	2/28/2013	554.17
52571500	Software Licenses	SA	100003835	2/28/2013	349.09
52571500	Software Licenses	SX	100003888	2/28/2013	238.24
52571500	Software Licenses	SA	100003977	2/28/2013	472.50
52571500	Software Licenses	SA	100003978	2/28/2013	85.29
52574000	Telephone	SV	100003868	2/28/2013	7,502.03
52574000	Telephone	UZ	2000001103	2/28/2013	(8,856.00)
52574000	Telephone	WE	5000006343	2/28/2013	8,856.00
52574000	Telephone	CS	9300009376	2/28/2013	1.99
52574000	Telephone	CS	9300009382	2/28/2013	2,046.65
52574000	Telephone	CS	9300009418	2/28/2013	(891.42)
52574000	Telephone	CS	9300009425	2/28/2013	(1.85)
52574000	Telephone	CS	9300009427	2/28/2013	797.16
52574000	Telephone	CS	9300009432	2/28/2013	(1.31)
52574000	Telephone	CS	9300009433	2/28/2013	4.39
52574000	Telephone	CS	9300009435	2/28/2013	(126.75)
52574000	Telephone	CS	9300009437	2/28/2013	(9.48)
52574000	Telephone	CS	9300009440	2/28/2013	2.07
52574000	Telephone	CS	9300009446	2/28/2013	0.96
52574000	Telephone	CS	9300009449	2/28/2013	13.39
52574000	Telephone	CS	9300009645	2/28/2013	(4,320.11)
52574000	Telephone	CS	9300009658	2/28/2013	(40.20)

## Kentucky American Water Company

Case No. 2012-00520

Response to PSC DR1, Item 31

Account	Description	Doc Type	Document Number	Posting Date	Amount
52574000	Telephone	CS	9300009886	2/28/2013	(53.36)
52574000	Telephone	CS	9300009891	2/28/2013	(169.17)
52574000	Telephone	CS	9300009893	2/28/2013	(1,043.37)
52574000	Telephone	CS	9300009903	2/28/2013	(0.15)
52574000	Telephone	CS	9300009908	2/28/2013	(22.86)
52574000	Telephone	CS	9300009911	2/28/2013	(96.37)
52574000	Telephone	CS	9300010024	2/28/2013	(3,895.24)
52574000	Telephone	CS	9300010030	2/28/2013	(1,173.12)
52574000	Telephone	CS	9300010032	2/28/2013	(49.22)
52574000	Telephone	CS	9300010034	2/28/2013	(1,778.26)
52574000	Telephone	CS	9300010037	2/28/2013	(35.00)
52574000	Telephone	CS	9300010039	2/28/2013	(68.76)
52574000	Telephone	CS	9300010040	2/28/2013	(394.60)
52574000	Telephone	CS	9300010042	2/28/2013	(0.14)
52574000	Telephone	CS	9300010045	2/28/2013	(20.65)
52574000	Telephone	CS	9300010046	2/28/2013	(87.04)
52574000	Telephone	ZC	9400002259	2/28/2013	172.74
52574013	Telephone WT	CS	9300009376	2/28/2013	(1.99)
52574013	Telephone WT	CS	9300009382	2/28/2013	(2,046.65)
52574013	Telephone WT	CS	9300010024	2/28/2013	3,895.24
52574015	Telephone CA	CS	9300009418	2/28/2013	891.42
52574015	Telephone CA	CS	9300009645	2/28/2013	4,320.11
52574015	Telephone CA	CS	9300009886	2/28/2013	53.36
52574015	Telephone CA	CS	9300010030	2/28/2013	1,173.12
52574016	Telephone AG	CS	9300009425	2/28/2013	1.85
52574016	Telephone AG	CS	9300009427	2/28/2013	(797.16)
52574016	Telephone AG	CS	9300009432	2/28/2013	1.31
52574016	Telephone AG	CS	9300009433	2/28/2013	(4.39)
52574016	Telephone AG	CS	9300009435	2/28/2013	126.75
52574016	Telephone AG	CS	9300009437	2/28/2013	9.48
52574016	Telephone AG	CS	9300009440	2/28/2013	(2.07)
52574016	Telephone AG	CS	9300009446	2/28/2013	(0.96)
52574016	Telephone AG	CS	9300009449	2/28/2013	(13.39)
52574016	Telephone AG	CS	9300009658	2/28/2013	40.20
52574016	Telephone AG	CS	9300009891	2/28/2013	169.17
52574016	Telephone AG	CS	9300009893	2/28/2013	1,043.37
52574016	Telephone AG	CS	9300009903	2/28/2013	0.15
52574016	Telephone AG	CS	9300009908	2/28/2013	22.86
52574016	Telephone AG	CS	9300009911	2/28/2013	96.37
52574016	Telephone AG	CS	9300010032	2/28/2013	49.22
52574016	Telephone AG	CS	9300010034	2/28/2013	1,778.26
52574016	Telephone AG	CS	9300010037	2/28/2013	35.00
52574016	Telephone AG	CS	9300010039	2/28/2013	68.76
52574016	Telephone AG	CS	9300010040	2/28/2013	394.60
52574016	Telephone AG	CS	9300010042	2/28/2013	0.14
52574016	Telephone AG	CS	9300010045	2/28/2013	20.65
52574016	Telephone AG	CS	9300010046	2/28/2013	87.04
52574100	Cell Phone	SV	100003868	2/28/2013	5,226.59
52574100	Cell Phone	ZI	9000003524	2/28/2013	63.59
52574100	Cell Phone	ZI	9000003525	2/28/2013	(21.21)
52574100	Cell Phone	CS	9300009380	2/28/2013	50.79
52574100	Cell Phone	CS	9300009397	2/28/2013	(910.35)
52574100	Cell Phone	CS	9300009399	2/28/2013	(41.31)

## Kentucky American Water Company

Case No. 2012-00520

Response to PSC DR1, Item 31

Account	Description	Doc Type	Document Number	Posting Date	Amount
52574100	Cell Phone	CS	9300009419	2/28/2013	351.89
52574100	Cell Phone	CS	9300009426	2/28/2013	176.47
52574100	Cell Phone	CS	9300009427	2/28/2013	90.06
52574100	Cell Phone	CS	9300009429	2/28/2013	13.78
52574100	Cell Phone	CS	9300009430	2/28/2013	73.41
52574100	Cell Phone	CS	9300009433	2/28/2013	1,094.35
52574100	Cell Phone	CS	9300009437	2/28/2013	1,012.74
52574100	Cell Phone	CS	9300009440	2/28/2013	57.25
52574100	Cell Phone	CS	9300009442	2/28/2013	58.48
52574100	Cell Phone	CS	9300009446	2/28/2013	358.34
52574100	Cell Phone	CS	9300009449	2/28/2013	216.68
52574100	Cell Phone	CS	9300009627	2/28/2013	(173.72)
52574100	Cell Phone	CS	9300009656	2/28/2013	(44.81)
52574100	Cell Phone	CS	9300009658	2/28/2013	(327.85)
52574100	Cell Phone	CS	9300009660	2/28/2013	(91.96)
52574100	Cell Phone	CS	9300009860	2/28/2013	(65.60)
52574100	Cell Phone	CS	9300009883	2/28/2013	(14.95)
52574100	Cell Phone	CS	9300009892	2/28/2013	(267.77)
52574100	Cell Phone	CS	9300009893	2/28/2013	(116.33)
52574100	Cell Phone	CS	9300009895	2/28/2013	(71.13)
52574100	Cell Phone	CS	9300009896	2/28/2013	(1,037.92)
52574100	Cell Phone	CS	9300009898	2/28/2013	(2,222.45)
52574100	Cell Phone	CS	9300009901	2/28/2013	(1,096.97)
52574100	Cell Phone	CS	9300009903	2/28/2013	(75.78)
52574100	Cell Phone	CS	9300009905	2/28/2013	(78.14)
52574100	Cell Phone	CS	9300009908	2/28/2013	(475.11)
52574100	Cell Phone	CS	9300009910	2/28/2013	(221.06)
52574100	Cell Phone	CS	9300009911	2/28/2013	(279.88)
52574100	Cell Phone	CS	9300010023	2/28/2013	(44.44)
52574100	Cell Phone	CS	9300010027	2/28/2013	(225.76)
52574100	Cell Phone	CS	9300010028	2/28/2013	(1.53)
52574100	Cell Phone	CS	9300010031	2/28/2013	(669.73)
52574100	Cell Phone	CS	9300010033	2/28/2013	(181.39)
52574100	Cell Phone	CS	9300010034	2/28/2013	(78.80)
52574100	Cell Phone	CS	9300010035	2/28/2013	(49.71)
52574100	Cell Phone	CS	9300010036	2/28/2013	(704.75)
52574100	Cell Phone	CS	9300010038	2/28/2013	(1,756.63)
52574100	Cell Phone	CS	9300010040	2/28/2013	(898.14)
52574100	Cell Phone	CS	9300010042	2/28/2013	(51.33)
52574100	Cell Phone	CS	9300010043	2/28/2013	(52.93)
52574100	Cell Phone	CS	9300010045	2/28/2013	(321.85)
52574100	Cell Phone	CS	9300010046	2/28/2013	(189.60)
52574100	Cell Phone	ZC	9400002259	2/28/2013	171.96
52574113	Cell Phone WT	CS	9300009380	2/28/2013	(50.79)
52574113	Cell Phone WT	CS	9300009860	2/28/2013	65.60
52574113	Cell Phone WT	CS	9300010023	2/28/2013	44.44
52574114	Cell Phone TD	CS	9300009397	2/28/2013	910.35
52574114	Cell Phone TD	CS	9300009399	2/28/2013	41.31
52574114	Cell Phone TD	CS	9300009627	2/28/2013	173.72
52574114	Cell Phone TD	CS	9300010027	2/28/2013	225.76
52574114	Cell Phone TD	CS	9300010028	2/28/2013	1.53
52574115	Cell Phone CA	CS	9300009419	2/28/2013	(351.89)
52574115	Cell Phone CA	CS	9300009883	2/28/2013	14.95

## Kentucky American Water Company

Case No. 2012-00520

Response to PSC DR1, Item 31

Account	Description	Doc Type	Document Number	Posting Date	Amount
52574115	Cell Phone CA	CS	9300010031	2/28/2013	669.73
52574116	Cell Phone AG	CS	9300009426	2/28/2013	(176.47)
52574116	Cell Phone AG	CS	9300009427	2/28/2013	(90.06)
52574116	Cell Phone AG	CS	9300009429	2/28/2013	(13.78)
52574116	Cell Phone AG	CS	9300009430	2/28/2013	(73.41)
52574116	Cell Phone AG	CS	9300009433	2/28/2013	(1,094.35)
52574116	Cell Phone AG	CS	9300009437	2/28/2013	(1,012.74)
52574116	Cell Phone AG	CS	9300009440	2/28/2013	(57.25)
52574116	Cell Phone AG	CS	9300009442	2/28/2013	(58.48)
52574116	Cell Phone AG	CS	9300009446	2/28/2013	(358.34)
52574116	Cell Phone AG	CS	9300009449	2/28/2013	(216.68)
52574116	Cell Phone AG	CS	9300009656	2/28/2013	44.81
52574116	Cell Phone AG	CS	9300009658	2/28/2013	327.85
52574116	Cell Phone AG	CS	9300009660	2/28/2013	91.96
52574116	Cell Phone AG	CS	9300009892	2/28/2013	267.77
52574116	Cell Phone AG	CS	9300009893	2/28/2013	116.33
52574116	Cell Phone AG	CS	9300009895	2/28/2013	71.13
52574116	Cell Phone AG	CS	9300009896	2/28/2013	1,037.92
52574116	Cell Phone AG	CS	9300009898	2/28/2013	2,222.45
52574116	Cell Phone AG	CS	9300009901	2/28/2013	1,096.97
52574116	Cell Phone AG	CS	9300009903	2/28/2013	75.78
52574116	Cell Phone AG	CS	9300009905	2/28/2013	78.14
52574116	Cell Phone AG	CS	9300009908	2/28/2013	475.11
52574116	Cell Phone AG	CS	9300009910	2/28/2013	221.06
52574116	Cell Phone AG	CS	9300009911	2/28/2013	279.88
52574116	Cell Phone AG	CS	9300010033	2/28/2013	181.39
52574116	Cell Phone AG	CS	9300010034	2/28/2013	78.80
52574116	Cell Phone AG	CS	9300010035	2/28/2013	49.71
52574116	Cell Phone AG	CS	9300010036	2/28/2013	704.75
52574116	Cell Phone AG	CS	9300010038	2/28/2013	1,756.63
52574116	Cell Phone AG	CS	9300010040	2/28/2013	898.14
52574116	Cell Phone AG	CS	9300010042	2/28/2013	51.33
52574116	Cell Phone AG	CS	9300010043	2/28/2013	52.93
52574116	Cell Phone AG	CS	9300010045	2/28/2013	321.85
52574116	Cell Phone AG	CS	9300010046	2/28/2013	189.60
52578000	Trash Removal	CS	9300009358	2/28/2013	(439.36)
52578000	Trash Removal	CS	9300009397	2/28/2013	(1,581.27)
52578000	Trash Removal	CS	9300009425	2/28/2013	(70.11)
52578000	Trash Removal	CS	9300009429	2/28/2013	(105.59)
52578000	Trash Removal	CS	9300009446	2/28/2013	(140.50)
52578000	Trash Removal	CS	9300009477	2/28/2013	(298.50)
52578000	Trash Removal	CS	9300009844	2/28/2013	(443.68)
52578000	Trash Removal	CS	9300009862	2/28/2013	(109.50)
52578000	Trash Removal	CS	9300009874	2/28/2013	(380.07)
52578013	Trash Removal WT	CS	9300009358	2/28/2013	439.36
52578013	Trash Removal WT	CS	9300009477	2/28/2013	298.50
52578013	Trash Removal WT	CS	9300009844	2/28/2013	443.68
52578013	Trash Removal WT	CS	9300009862	2/28/2013	109.50
52578014	Trash Removal TD	CS	9300009397	2/28/2013	1,581.27
52578014	Trash Removal TD	CS	9300009874	2/28/2013	380.07
52578016	Trash Removal AG	CS	9300009425	2/28/2013	70.11
52578016	Trash Removal AG	CS	9300009429	2/28/2013	105.59
52578016	Trash Removal AG	CS	9300009446	2/28/2013	140.50

## Kentucky American Water Company

Case No. 2012-00520

Response to PSC DR1, Item 31

Account	Description	Doc Type	Document Number	Posting Date	Amount
52582000	Uniforms	CS	9300009358	2/28/2013	(138.38)
52582000	Uniforms	CS	9300009370	2/28/2013	(9.62)
52582000	Uniforms	CS	9300009374	2/28/2013	(51.87)
52582000	Uniforms	CS	9300009383	2/28/2013	(65.82)
52582000	Uniforms	CS	9300009394	2/28/2013	(42.50)
52582000	Uniforms	CS	9300009397	2/28/2013	(2,436.70)
52582000	Uniforms	CS	9300009446	2/28/2013	(111.30)
52582000	Uniforms	CS	9300009449	2/28/2013	(135.11)
52582000	Uniforms	CS	9300009477	2/28/2013	(247.89)
52582000	Uniforms	CS	9300009627	2/28/2013	(903.85)
52582000	Uniforms	CS	9300009658	2/28/2013	(103.98)
52582000	Uniforms	CS	9300009844	2/28/2013	(206.27)
52582000	Uniforms	CS	9300009852	2/28/2013	(9.62)
52582000	Uniforms	CS	9300009856	2/28/2013	(51.16)
52582000	Uniforms	CS	9300009862	2/28/2013	(66.32)
52582000	Uniforms	CS	9300009870	2/28/2013	(46.60)
52582000	Uniforms	CS	9300009934	2/28/2013	(119.46)
52582013	Uniforms WT	CS	9300009358	2/28/2013	138.38
52582013	Uniforms WT	CS	9300009370	2/28/2013	9.62
52582013	Uniforms WT	CS	9300009374	2/28/2013	51.87
52582013	Uniforms WT	CS	9300009383	2/28/2013	65.82
52582013	Uniforms WT	CS	9300009477	2/28/2013	247.89
52582013	Uniforms WT	CS	9300009844	2/28/2013	206.27
52582013	Uniforms WT	CS	9300009852	2/28/2013	9.62
52582013	Uniforms WT	CS	9300009856	2/28/2013	51.16
52582013	Uniforms WT	CS	9300009862	2/28/2013	66.32
52582013	Uniforms WT	CS	9300009934	2/28/2013	119.46
52582014	Uniforms TD	CS	9300009394	2/28/2013	42.50
52582014	Uniforms TD	CS	9300009397	2/28/2013	2,436.70
52582014	Uniforms TD	CS	9300009627	2/28/2013	903.85
52582014	Uniforms TD	CS	9300009870	2/28/2013	46.60
52582016	Uniforms AG	CS	9300009446	2/28/2013	111.30
52582016	Uniforms AG	CS	9300009449	2/28/2013	135.11
52582016	Uniforms AG	CS	9300009658	2/28/2013	103.98
52583000	Water & WW	CS	9300009433	2/28/2013	(23.80)
52583000	Water & WW	CS	9300009442	2/28/2013	2,356.06
52583000	Water & WW	CS	9300009664	2/28/2013	(1,194.59)
52583000	Water & WW	CS	9300009699	2/28/2013	(6,928.85)
52583000	Water & WW	CS	9300009905	2/28/2013	(13.86)
52583011	Water & WW SS	CS	9300009699	2/28/2013	6,928.85
52583016	Water & WW AG	CS	9300009433	2/28/2013	23.80
52583016	Water & WW AG	CS	9300009442	2/28/2013	(2,356.06)
52583016	Water & WW AG	CS	9300009664	2/28/2013	1,194.59
52583016	Water & WW AG	CS	9300009905	2/28/2013	13.86
52586000	PO Small Differences	RE	5000006326	2/28/2013	(77.70)
52586000	PO Small Differences	RE	5000006328	2/28/2013	(6.20)
52801100	Indirect OH Clearing	SA	100003830	2/28/2013	51,330.35
52801100	Indirect OH Clearing	SL	100003845	2/28/2013	26,451.78
52801100	Indirect OH Clearing	UZ	2000001113	2/28/2013	(51,330.35)
52801100	Indirect OH Clearing	UZ	2000001116	2/28/2013	(26,451.78)
52801200	Capital Accrual Clearing	SV	100003932	2/28/2013	40,324.10
52801200	Capital Accrual Clearing	SV	100003936	2/28/2013	76,064.91
52801200	Capital Accrual Clearing	SV	100003937	2/28/2013	233,710.48

## Kentucky American Water Company

Case No. 2012-00520

Response to PSC DR1, Item 31

Account	Description	Doc Type	Document Number	Posting Date	Amount
52801200	Capital Accrual Clearing	SV	100003939	2/28/2013	2,523.89
52801200	Capital Accrual Clearing	SV	100003960	2/28/2013	128.24
52801200	Capital Accrual Clearing	SV	100003999	2/28/2013	16,439.44
52801200	Capital Accrual Clearing	UZ	2000001129	2/28/2013	(12,594.00)
52801200	Capital Accrual Clearing	UZ	2000001130	2/28/2013	(27,730.10)
52801200	Capital Accrual Clearing	UZ	2000001132	2/28/2013	(32,500.00)
52801200	Capital Accrual Clearing	UZ	2000001133	2/28/2013	(182,663.00)
52801200	Capital Accrual Clearing	UZ	2000001135	2/28/2013	(94,612.39)
52801200	Capital Accrual Clearing	UZ	2000001140	2/28/2013	(2,523.89)
52801200	Capital Accrual Clearing	UZ	2000001149	2/28/2013	(128.24)
52801200	Capital Accrual Clearing	UZ	2000001150	2/28/2013	(10,325.44)
52801200	Capital Accrual Clearing	UT	9300010703	2/28/2013	(6,114.00)
52805100	Indirect OH RWIP Clr	SA	100003830	2/28/2013	(37,229.95)
52805100	Indirect OH RWIP Clr	SL	100003845	2/28/2013	337.11
52805100	Indirect OH RWIP Clr	UZ	2000001113	2/28/2013	37,229.95
52805100	Indirect OH RWIP Clr	UZ	2000001116	2/28/2013	(337.11)
53150000	Contr Svc-Other	SV	100003834	2/28/2013	11,083.66
53150000	Contr Svc-Other	SV	100003847	2/28/2013	5,933.25
53150000	Contr Svc-Other	SV	100003944	2/28/2013	6,241.25
53150000	Contr Svc-Other	SV	100003945	2/28/2013	15,999.00
53150000	Contr Svc-Other	UZ	2000001090	2/28/2013	(22,142.30)
53150000	Contr Svc-Other	UZ	2000001092	2/28/2013	(117,479.89)
53150000	Contr Svc-Other	UZ	2000001103	2/28/2013	(14,262.00)
53150000	Contr Svc-Other	WE	5000006324	2/28/2013	22,142.30
53150000	Contr Svc-Other	WE	5000006325	2/28/2013	131,202.00
53150000	Contr Svc-Other	KR	5000006331	2/28/2013	1,191.65
53150000	Contr Svc-Other	WE	5000006338	2/28/2013	122,980.00
53150000	Contr Svc-Other	KR	5000006339	2/28/2013	83.45
53150000	Contr Svc-Other	KR	5000006340	2/28/2013	73.03
53150000	Contr Svc-Other	KR	5000006341	2/28/2013	3,100.37
53150000	Contr Svc-Other	KR	5000006342	2/28/2013	44.37
53150000	Contr Svc-Other	WE	5000006348	2/28/2013	14,262.00
53150000	Contr Svc-Other	UT	9300009353	2/28/2013	104,755.52
53150000	Contr Svc-Other	CS	9300009354	2/28/2013	(10.00)
53150000	Contr Svc-Other	UT	9300009356	2/28/2013	(3,926.00)
53150000	Contr Svc-Other	CS	9300009370	2/28/2013	(1,163.43)
53150000	Contr Svc-Other	CS	9300009372	2/28/2013	(226.93)
53150000	Contr Svc-Other	CS	9300009374	2/28/2013	(1,026.08)
53150000	Contr Svc-Other	CS	9300009380	2/28/2013	(251.72)
53150000	Contr Svc-Other	CS	9300009383	2/28/2013	(1,057.35)
53150000	Contr Svc-Other	CS	9300009394	2/28/2013	(316.94)
53150000	Contr Svc-Other	CS	9300009397	2/28/2013	1,336.06
53150000	Contr Svc-Other	CS	9300009416	2/28/2013	(1,186.99)
53150000	Contr Svc-Other	CS	9300009427	2/28/2013	(70.45)
53150000	Contr Svc-Other	CS	9300009433	2/28/2013	(2,125.70)
53150000	Contr Svc-Other	CS	9300009435	2/28/2013	5,862.85
53150000	Contr Svc-Other	CS	9300009446	2/28/2013	(594.40)
53150000	Contr Svc-Other	CS	9300009449	2/28/2013	5,136.24
53150000	Contr Svc-Other	CS	9300009460	2/28/2013	(2,231.03)
53150000	Contr Svc-Other	CS	9300009476	2/28/2013	(15,239.94)
53150000	Contr Svc-Other	CS	9300009477	2/28/2013	(2,912.17)
53150000	Contr Svc-Other	CS	9300009604	2/28/2013	(1,212.52)
53150000	Contr Svc-Other	CS	9300009608	2/28/2013	(378.42)

## Kentucky American Water Company

Case No. 2012-00520

Response to PSC DR1, Item 31

Account	Description	Doc Type	Document Number	Posting Date	Amount
53150000	Contr Svc-Other	CS	9300009612	2/28/2013	(230.02)
53150000	Contr Svc-Other	CS	9300009627	2/28/2013	(862.87)
53150000	Contr Svc-Other	CS	9300009642	2/28/2013	(2,294.90)
53150000	Contr Svc-Other	CS	9300009646	2/28/2013	39.12
53150000	Contr Svc-Other	CS	9300009658	2/28/2013	(150.00)
53150000	Contr Svc-Other	CS	9300009664	2/28/2013	(2,422.10)
53150000	Contr Svc-Other	CS	9300009691	2/28/2013	(364.95)
53150000	Contr Svc-Other	CS	9300009692	2/28/2013	(68.13)
53150000	Contr Svc-Other	UT	9300009839	2/28/2013	(133,040.26)
53150000	Contr Svc-Other	UT	9300009842	2/28/2013	(134,524.00)
53150000	Contr Svc-Other	CS	9300009844	2/28/2013	(1,295.00)
53150000	Contr Svc-Other	CS	9300009852	2/28/2013	(102.57)
53150000	Contr Svc-Other	CS	9300009854	2/28/2013	(1,374.83)
53150000	Contr Svc-Other	CS	9300009858	2/28/2013	(6,781.58)
53150000	Contr Svc-Other	CS	9300009870	2/28/2013	(44.37)
53150000	Contr Svc-Other	CS	9300009874	2/28/2013	(4,193.13)
53150000	Contr Svc-Other	CS	9300009883	2/28/2013	(1,873.57)
53150000	Contr Svc-Other	CS	9300009898	2/28/2013	(278.07)
53150000	Contr Svc-Other	CS	9300009911	2/28/2013	(3,129.65)
53150000	Contr Svc-Other	CS	9300009921	2/28/2013	(118.19)
53150000	Contr Svc-Other	CS	9300009932	2/28/2013	(139.97)
53150000	Contr Svc-Other	CS	9300009933	2/28/2013	(220.75)
53150000	Contr Svc-Other	CS	9300009934	2/28/2013	(5,502.71)
53150000	Contr Svc-Other	CS	9300009992	2/28/2013	(11,083.66)
53150000	Contr Svc-Other	CS	9300010046	2/28/2013	(5,933.25)
53150000	Contr Svc-Other	CS	9300010679	2/28/2013	(5,933.25)
53150000	Contr Svc-Other	CS	9300010681	2/28/2013	(308.00)
53150000	Contr Svc-Other	CS	9300010688	2/28/2013	(10,584.51)
53150000	Contr Svc-Other	CS	9300010689	2/28/2013	17,840.77
53150000	Contr Svc-Other	CS	9300010696	2/28/2013	(7,695.00)
53150000	Contr Svc-Other	CS	9300010697	2/28/2013	(12,560.26)
53150000	Contr Svc-Other	CS	9300010698	2/28/2013	(3,000.00)
53150000	Contr Svc-Other	SR	9600000185	2/28/2013	8,258.98
53150013	Contr Svc-Other WT	CS	9300009370	2/28/2013	1,163.43
53150013	Contr Svc-Other WT	CS	9300009372	2/28/2013	226.93
53150013	Contr Svc-Other WT	CS	9300009374	2/28/2013	1,026.08
53150013	Contr Svc-Other WT	CS	9300009380	2/28/2013	251.72
53150013	Contr Svc-Other WT	CS	9300009383	2/28/2013	1,057.35
53150013	Contr Svc-Other WT	CS	9300009477	2/28/2013	2,912.17
53150013	Contr Svc-Other WT	CS	9300009604	2/28/2013	1,212.52
53150013	Contr Svc-Other WT	CS	9300009608	2/28/2013	378.42
53150013	Contr Svc-Other WT	CS	9300009612	2/28/2013	230.02
53150013	Contr Svc-Other WT	CS	9300009844	2/28/2013	1,295.00
53150013	Contr Svc-Other WT	CS	9300009852	2/28/2013	102.57
53150013	Contr Svc-Other WT	CS	9300009854	2/28/2013	1,374.83
53150013	Contr Svc-Other WT	CS	9300009858	2/28/2013	6,781.58
53150013	Contr Svc-Other WT	CS	9300009934	2/28/2013	5,502.71
53150014	Contr Svc-Other TD	CS	9300009394	2/28/2013	316.94
53150014	Contr Svc-Other TD	CS	9300009397	2/28/2013	(1,336.06)
53150014	Contr Svc-Other TD	CS	9300009627	2/28/2013	862.87
53150014	Contr Svc-Other TD	CS	9300009870	2/28/2013	44.37
53150014	Contr Svc-Other TD	CS	9300009874	2/28/2013	4,193.13
53150014	Contr Svc-Other TD	CS	9300010688	2/28/2013	10,584.51



## Kentucky American Water Company

Case No. 2012-00520

Response to PSC DR1, Item 31

Account	Description	Doc Type	Document Number	Posting Date	Amount
53150015	Contr Svc-Other CA	CS	9300009416	2/28/2013	1,186.99
53150015	Contr Svc-Other CA	CS	9300009642	2/28/2013	2,294.90
53150015	Contr Svc-Other CA	CS	9300009646	2/28/2013	(39.12)
53150015	Contr Svc-Other CA	CS	9300009883	2/28/2013	1,873.57
53150015	Contr Svc-Other CA	CS	9300010679	2/28/2013	5,933.25
53150015	Contr Svc-Other CA	CS	9300010689	2/28/2013	(17,840.77)
53150016	Contr Svc-Other AG	CS	9300009427	2/28/2013	70.45
53150016	Contr Svc-Other AG	CS	9300009433	2/28/2013	2,125.70
53150016	Contr Svc-Other AG	CS	9300009435	2/28/2013	(5,862.85)
53150016	Contr Svc-Other AG	CS	9300009446	2/28/2013	594.40
53150016	Contr Svc-Other AG	CS	9300009449	2/28/2013	(5,136.24)
53150016	Contr Svc-Other AG	CS	9300009658	2/28/2013	150.00
53150016	Contr Svc-Other AG	CS	9300009664	2/28/2013	2,422.10
53150016	Contr Svc-Other AG	CS	9300009898	2/28/2013	278.07
53150016	Contr Svc-Other AG	CS	9300009911	2/28/2013	3,129.65
53150016	Contr Svc-Other AG	CS	9300009992	2/28/2013	11,083.66
53150016	Contr Svc-Other AG	CS	9300010046	2/28/2013	5,933.25
53150016	Contr Svc-Other AG	CS	9300010681	2/28/2013	308.00
53154000	Contr Svc-Audit Fees	SA	100003821	2/28/2013	7,371.00
53155000	Contr Svc-Legal	SV	100003958	2/28/2013	82,309.91
53155000	Contr Svc-Legal	UT	9300009357	2/28/2013	50,626.89
53155000	Contr Svc-Legal	UT	9300009843	2/28/2013	(37,936.90)
53155000	Contr Svc-Legal	UT	9300010684	2/28/2013	(68,160.29)
53401000	AWWSC Labor OPEX	CF	9300010055	2/28/2013	(4.93)
53401000	AWWSC Labor OPEX	CF	9300010056	2/28/2013	330.92
53401000	AWWSC Labor OPEX	CF	9300010058	2/28/2013	828.62
53401000	AWWSC Labor OPEX	CF	9300010059	2/28/2013	109.15
53401000	AWWSC Labor OPEX	CF	9300010060	2/28/2013	(2.02)
53401000	AWWSC Labor OPEX	CF	9300010061	2/28/2013	(4.09)
53401000	AWWSC Labor OPEX	CF	9300010062	2/28/2013	80.05
53401000	AWWSC Labor OPEX	CF	9300010064	2/28/2013	1,175.78
53401000	AWWSC Labor OPEX	CF	9300010065	2/28/2013	850.51
53401000	AWWSC Labor OPEX	CF	9300010066	2/28/2013	959.54
53401000	AWWSC Labor OPEX	CF	9300010067	2/28/2013	834.13
53401000	AWWSC Labor OPEX	CF	9300010076	2/28/2013	1,323.45
53401000	AWWSC Labor OPEX	CF	9300010077	2/28/2013	3,185.23
53401000	AWWSC Labor OPEX	CF	9300010078	2/28/2013	1,196.16
53401000	AWWSC Labor OPEX	CF	9300010079	2/28/2013	625.50
53401000	AWWSC Labor OPEX	CF	9300010080	2/28/2013	1,896.12
53401000	AWWSC Labor OPEX	CF	9300010081	2/28/2013	2,328.66
53401000	AWWSC Labor OPEX	CF	9300010082	2/28/2013	1,151.56
53401000	AWWSC Labor OPEX	CF	9300010083	2/28/2013	146.84
53401000	AWWSC Labor OPEX	CF	9300010084	2/28/2013	1,492.14
53401000	AWWSC Labor OPEX	CF	9300010085	2/28/2013	119.81
53401000	AWWSC Labor OPEX	CF	9300010086	2/28/2013	72.87
53401000	AWWSC Labor OPEX	CF	9300010087	2/28/2013	909.90
53401000	AWWSC Labor OPEX	CF	9300010088	2/28/2013	1,039.24
53401000	AWWSC Labor OPEX	CF	9300010090	2/28/2013	62.95
53401000	AWWSC Labor OPEX	CF	9300010091	2/28/2013	247.79
53401000	AWWSC Labor OPEX	CF	9300010092	2/28/2013	591.95
53401000	AWWSC Labor OPEX	CF	9300010093	2/28/2013	3,651.81
53401000	AWWSC Labor OPEX	CF	9300010094	2/28/2013	1,009.80
53401000	AWWSC Labor OPEX	CF	9300010095	2/28/2013	1,980.78

## Kentucky American Water Company

Case No. 2012-00520

Response to PSC DR1, Item 31

Account	Description	Doc Type	Document Number	Posting Date	Amount
53401000	AWWSC Labor OPEX	CF	9300010096	2/28/2013	1,690.56
53401000	AWWSC Labor OPEX	CF	9300010097	2/28/2013	3,141.93
53401000	AWWSC Labor OPEX	CF	9300010098	2/28/2013	1,005.74
53401000	AWWSC Labor OPEX	CF	9300010099	2/28/2013	2,256.97
53401000	AWWSC Labor OPEX	CF	9300010100	2/28/2013	1,711.37
53401000	AWWSC Labor OPEX	CF	9300010101	2/28/2013	1,254.47
53401000	AWWSC Labor OPEX	CF	9300010102	2/28/2013	1,699.95
53401000	AWWSC Labor OPEX	CF	9300010103	2/28/2013	15.41
53401000	AWWSC Labor OPEX	CF	9300010104	2/28/2013	9.95
53401000	AWWSC Labor OPEX	CF	9300010105	2/28/2013	32.70
53401000	AWWSC Labor OPEX	CF	9300010106	2/28/2013	1,715.05
53401000	AWWSC Labor OPEX	CF	9300010107	2/28/2013	1,341.01
53401000	AWWSC Labor OPEX	CF	9300010112	2/28/2013	59.44
53401000	AWWSC Labor OPEX	CF	9300010114	2/28/2013	500.36
53401000	AWWSC Labor OPEX	CF	9300010118	2/28/2013	854.78
53401000	AWWSC Labor OPEX	CF	9300010119	2/28/2013	577.79
53401000	AWWSC Labor OPEX	CF	9300010120	2/28/2013	2,488.39
53401000	AWWSC Labor OPEX	CF	9300010121	2/28/2013	654.78
53401000	AWWSC Labor OPEX	CF	9300010122	2/28/2013	5,265.74
53401000	AWWSC Labor OPEX	CF	9300010123	2/28/2013	(137.20)
53401000	AWWSC Labor OPEX	CF	9300010124	2/28/2013	1,074.97
53401000	AWWSC Labor OPEX	CF	9300010125	2/28/2013	372.04
53401000	AWWSC Labor OPEX	CF	9300010126	2/28/2013	1,582.67
53401000	AWWSC Labor OPEX	CF	9300010127	2/28/2013	180.86
53401000	AWWSC Labor OPEX	CF	9300010128	2/28/2013	4,497.62
53401000	AWWSC Labor OPEX	CF	9300010129	2/28/2013	924.34
53401000	AWWSC Labor OPEX	CF	9300010130	2/28/2013	782.41
53401000	AWWSC Labor OPEX	CF	9300010131	2/28/2013	419.25
53401000	AWWSC Labor OPEX	CF	9300010134	2/28/2013	2,127.90
53401000	AWWSC Labor OPEX	CF	9300010135	2/28/2013	1,059.79
53401000	AWWSC Labor OPEX	CF	9300010136	2/28/2013	5,196.56
53401000	AWWSC Labor OPEX	CF	9300010137	2/28/2013	243.73
53401000	AWWSC Labor OPEX	CF	9300010138	2/28/2013	(11.60)
53401000	AWWSC Labor OPEX	CF	9300010140	2/28/2013	118.05
53401000	AWWSC Labor OPEX	CF	9300010141	2/28/2013	1,461.88
53401000	AWWSC Labor OPEX	CF	9300010142	2/28/2013	242.68
53401000	AWWSC Labor OPEX	CF	9300010143	2/28/2013	223.15
53401000	AWWSC Labor OPEX	CF	9300010144	2/28/2013	294.66
53401000	AWWSC Labor OPEX	CF	9300010145	2/28/2013	231.36
53401000	AWWSC Labor OPEX	CF	9300010146	2/28/2013	80.83
53401000	AWWSC Labor OPEX	CF	9300010147	2/28/2013	2,321.87
53401000	AWWSC Labor OPEX	CF	9300010148	2/28/2013	32.98
53401000	AWWSC Labor OPEX	CF	9300010149	2/28/2013	1,643.44
53401000	AWWSC Labor OPEX	CF	9300010150	2/28/2013	1,779.71
53401000	AWWSC Labor OPEX	CF	9300010151	2/28/2013	(384.15)
53401000	AWWSC Labor OPEX	CF	9300010152	2/28/2013	11,601.03
53401000	AWWSC Labor OPEX	CF	9300010153	2/28/2013	51.17
53401000	AWWSC Labor OPEX	CF	9300010154	2/28/2013	1,241.26
53401000	AWWSC Labor OPEX	CF	9300010155	2/28/2013	1,443.51
53401000	AWWSC Labor OPEX	CF	9300010156	2/28/2013	162.84
53401000	AWWSC Labor OPEX	CF	9300010157	2/28/2013	1,033.44
53401000	AWWSC Labor OPEX	CF	9300010158	2/28/2013	597.94
53401000	AWWSC Labor OPEX	CF	9300010160	2/28/2013	252.58

Kentucky American Water Company  
Case No. 2012-00520  
Response to PSC DR1, Item 31

Account	Description	Doc Type	Document Number	Posting Date	Amount
53401000	AWWSC Labor OPEX	CF	9300010161	2/28/2013	87.44
53401000	AWWSC Labor OPEX	CF	9300010163	2/28/2013	217.36
53401000	AWWSC Labor OPEX	CF	9300010165	2/28/2013	2,368.97
53401000	AWWSC Labor OPEX	CF	9300010166	2/28/2013	20,816.16
53401000	AWWSC Labor OPEX	CF	9300010168	2/28/2013	(264.30)
53401000	AWWSC Labor OPEX	CF	9300010169	2/28/2013	13,741.09
53401000	AWWSC Labor OPEX	CF	9300010172	2/28/2013	65.84
53401000	AWWSC Labor OPEX	CF	9300010174	2/28/2013	1,107.21
53401000	AWWSC Labor OPEX	CF	9300010175	2/28/2013	55.49
53401000	AWWSC Labor OPEX	CF	9300010176	2/28/2013	(0.55)
53401000	AWWSC Labor OPEX	CF	9300010177	2/28/2013	12.80
53401000	AWWSC Labor OPEX	CF	9300010178	2/28/2013	975.25
53401000	AWWSC Labor OPEX	CF	9300010179	2/28/2013	152.67
53401000	AWWSC Labor OPEX	CF	9300010180	2/28/2013	845.37
53401000	AWWSC Labor OPEX	CF	9300010181	2/28/2013	366.87
53401000	AWWSC Labor OPEX	CF	9300010187	2/28/2013	2,147.96
53401000	AWWSC Labor OPEX	CF	9300010188	2/28/2013	490.99
53401000	AWWSC Labor OPEX	CF	9300010189	2/28/2013	5,539.81
53401000	AWWSC Labor OPEX	CF	9300010190	2/28/2013	1,135.67
53401000	AWWSC Labor OPEX	CF	9300010191	2/28/2013	317.49
53401000	AWWSC Labor OPEX	CF	9300010192	2/28/2013	1,068.71
53401000	AWWSC Labor OPEX	CF	9300010193	2/28/2013	341.37
53401000	AWWSC Labor OPEX	CF	9300010194	2/28/2013	(8.52)
53401000	AWWSC Labor OPEX	CF	9300010196	2/28/2013	40.45
53401000	AWWSC Labor OPEX	CF	9300010197	2/28/2013	(7.96)
53401000	AWWSC Labor OPEX	CF	9300010198	2/28/2013	930.73
53401000	AWWSC Labor OPEX	CF	9300010199	2/28/2013	117.62
53401000	AWWSC Labor OPEX	CF	9300010200	2/28/2013	59.98
53401000	AWWSC Labor OPEX	CF	9300010202	2/28/2013	1,942.61
53401000	AWWSC Labor OPEX	CF	9300010205	2/28/2013	452.74
53401000	AWWSC Labor OPEX	CF	9300010206	2/28/2013	2,070.37
53401000	AWWSC Labor OPEX	CF	9300010207	2/28/2013	87.17
53401000	AWWSC Labor OPEX	CF	9300010208	2/28/2013	2,055.43
53401000	AWWSC Labor OPEX	CF	9300010209	2/28/2013	89.88
53401000	AWWSC Labor OPEX	CF	9300010210	2/28/2013	327.28
53401000	AWWSC Labor OPEX	CF	9300010211	2/28/2013	35.91
53401000	AWWSC Labor OPEX	CF	9300010212	2/28/2013	0.46
53401000	AWWSC Labor OPEX	CF	9300010213	2/28/2013	334.30
53401000	AWWSC Labor OPEX	CF	9300010214	2/28/2013	209.91
53401000	AWWSC Labor OPEX	CF	9300010215	2/28/2013	5,186.14
53401000	AWWSC Labor OPEX	CF	9300010216	2/28/2013	214.90
53401000	AWWSC Labor OPEX	CF	9300010218	2/28/2013	1,091.99
53401000	AWWSC Labor OPEX	CF	9300010220	2/28/2013	66.83
53401000	AWWSC Labor OPEX	CF	9300010221	2/28/2013	81.87
53401000	AWWSC Labor OPEX	CF	9300010222	2/28/2013	180.76
53401000	AWWSC Labor OPEX	CF	9300010223	2/28/2013	138.42
53401000	AWWSC Labor OPEX	CF	9300010224	2/28/2013	1,643.44
53401000	AWWSC Labor OPEX	CF	9300010226	2/28/2013	2.09
53401000	AWWSC Labor OPEX	CF	9300010227	2/28/2013	1,646.01
53401000	AWWSC Labor OPEX	CF	9300010228	2/28/2013	114.72
53401000	AWWSC Labor OPEX	CF	9300010229	2/28/2013	40.04
53401000	AWWSC Labor OPEX	CF	9300010230	2/28/2013	1.20
53401000	AWWSC Labor OPEX	CF	9300010232	2/28/2013	(29.76)

Kentucky American Water Company  
Case No. 2012-00520  
Response to PSC DR1, Item 31

Account	Description	Doc Type	Document Number	Posting Date	Amount
53401000	AWWSC Labor OPEX	CF	9300010233	2/28/2013	45.02
53401000	AWWSC Labor OPEX	CF	9300010234	2/28/2013	702.26
53401000	AWWSC Labor OPEX	CF	9300010235	2/28/2013	(21.63)
53401000	AWWSC Labor OPEX	CF	9300010236	2/28/2013	(15.82)
53401000	AWWSC Labor OPEX	CF	9300010445	2/28/2013	1,060.53
53401000	AWWSC Labor OPEX	CF	9300010446	2/28/2013	660.28
53401000	AWWSC Labor OPEX	CF	9300010448	2/28/2013	1,859.99
53401000	AWWSC Labor OPEX	CF	9300010449	2/28/2013	5,743.69
53401000	AWWSC Labor OPEX	CF	9300010450	2/28/2013	8.99
53401000	AWWSC Labor OPEX	CF	9300010451	2/28/2013	182.65
53401000	AWWSC Labor OPEX	CF	9300010452	2/28/2013	995.60
53401000	AWWSC Labor OPEX	CF	9300010467	2/28/2013	211.62
53401000	AWWSC Labor OPEX	CF	9300010468	2/28/2013	1,240.29
53401000	AWWSC Labor OPEX	CF	9300010469	2/28/2013	2,135.64
53401000	AWWSC Labor OPEX	CF	9300010470	2/28/2013	1,805.21
53401000	AWWSC Labor OPEX	CF	9300010471	2/28/2013	1,176.93
53401000	AWWSC Labor OPEX	CF	9300010472	2/28/2013	1,766.29
53401000	AWWSC Labor OPEX	CF	9300010473	2/28/2013	1,754.21
53401000	AWWSC Labor OPEX	CF	9300010474	2/28/2013	23.91
53401000	AWWSC Labor OPEX	CF	9300010475	2/28/2013	265.57
53401000	AWWSC Labor OPEX	CF	9300010476	2/28/2013	3,782.96
53401000	AWWSC Labor OPEX	CF	9300010477	2/28/2013	1,615.11
53401000	AWWSC Labor OPEX	CF	9300010478	2/28/2013	1,490.19
53401000	AWWSC Labor OPEX	CF	9300010479	2/28/2013	2,651.36
53401000	AWWSC Labor OPEX	CF	9300010480	2/28/2013	351.50
53401000	AWWSC Labor OPEX	CF	9300010481	2/28/2013	302.00
53401000	AWWSC Labor OPEX	CF	9300010482	2/28/2013	314.51
53401000	AWWSC Labor OPEX	CF	9300010484	2/28/2013	(11.14)
53401000	AWWSC Labor OPEX	CF	9300010485	2/28/2013	(0.60)
53401000	AWWSC Labor OPEX	CF	9300010486	2/28/2013	173.83
53401000	AWWSC Labor OPEX	CF	9300010487	2/28/2013	53.70
53401000	AWWSC Labor OPEX	CF	9300010488	2/28/2013	(7.70)
53401000	AWWSC Labor OPEX	CF	9300010490	2/28/2013	2.20
53401000	AWWSC Labor OPEX	CF	9300010491	2/28/2013	30.59
53401000	AWWSC Labor OPEX	CF	9300010492	2/28/2013	349.77
53401000	AWWSC Labor OPEX	CF	9300010493	2/28/2013	47.79
53401000	AWWSC Labor OPEX	CF	9300010494	2/28/2013	72.29
53401000	AWWSC Labor OPEX	CF	9300010495	2/28/2013	(25.34)
53401000	AWWSC Labor OPEX	CF	9300010497	2/28/2013	156.25
53401000	AWWSC Labor OPEX	CF	9300010499	2/28/2013	299.89
53401000	AWWSC Labor OPEX	CF	9300010500	2/28/2013	10.32
53401000	AWWSC Labor OPEX	CF	9300010501	2/28/2013	14.05
53401000	AWWSC Labor OPEX	CF	9300010507	2/28/2013	164.79
53401000	AWWSC Labor OPEX	CF	9300010510	2/28/2013	69.29
53401000	AWWSC Labor OPEX	CF	9300010511	2/28/2013	174.49
53401000	AWWSC Labor OPEX	CF	9300010512	2/28/2013	(222.03)
53401000	AWWSC Labor OPEX	CF	9300010513	2/28/2013	11,105.67
53401000	AWWSC Labor OPEX	CF	9300010514	2/28/2013	3,240.80
53401000	AWWSC Labor OPEX	CF	9300010515	2/28/2013	761.21
53401000	AWWSC Labor OPEX	CF	9300010516	2/28/2013	(39.88)
53401000	AWWSC Labor OPEX	CF	9300010517	2/28/2013	339.67
53401000	AWWSC Labor OPEX	CF	9300010518	2/28/2013	42.72
53401000	AWWSC Labor OPEX	CF	9300010519	2/28/2013	9,222.28

Kentucky American Water Company  
Case No. 2012-00520  
Response to PSC DR1, Item 31

Account	Description	Doc Type	Document Number	Posting Date	Amount
53401000	AWWSC Labor OPEX	CF	9300010520	2/28/2013	(34.54)
53401000	AWWSC Labor OPEX	CF	9300010521	2/28/2013	2,532.68
53401000	AWWSC Labor OPEX	CF	9300010522	2/28/2013	988.46
53401000	AWWSC Labor OPEX	CF	9300010523	2/28/2013	2,891.50
53401000	AWWSC Labor OPEX	CF	9300010524	2/28/2013	1,618.31
53401000	AWWSC Labor OPEX	CF	9300010525	2/28/2013	432.31
53401000	AWWSC Labor OPEX	CF	9300010528	2/28/2013	201.33
53401000	AWWSC Labor OPEX	CF	9300010529	2/28/2013	619.20
53401000	AWWSC Labor OPEX	CF	9300010530	2/28/2013	5,200.64
53401000	AWWSC Labor OPEX	CF	9300010532	2/28/2013	1,984.31
53401000	AWWSC Labor OPEX	CF	9300010533	2/28/2013	2,589.00
53401000	AWWSC Labor OPEX	CF	9300010534	2/28/2013	5,880.47
53401000	AWWSC Labor OPEX	CF	9300010536	2/28/2013	988.82
53401000	AWWSC Labor OPEX	CF	9300010538	2/28/2013	1,851.91
53401000	AWWSC Labor OPEX	CF	9300010539	2/28/2013	850.15
53401000	AWWSC Labor OPEX	CF	9300010540	2/28/2013	2,074.61
53401000	AWWSC Labor OPEX	CF	9300010541	2/28/2013	3,164.53
53401000	AWWSC Labor OPEX	CF	9300010543	2/28/2013	309.35
53401000	AWWSC Labor OPEX	CF	9300010544	2/28/2013	40.62
53401000	AWWSC Labor OPEX	CF	9300010545	2/28/2013	52.43
53401000	AWWSC Labor OPEX	CF	9300010546	2/28/2013	3,507.46
53401000	AWWSC Labor OPEX	CF	9300010547	2/28/2013	(33.86)
53401000	AWWSC Labor OPEX	CF	9300010548	2/28/2013	2,973.62
53401000	AWWSC Labor OPEX	CF	9300010549	2/28/2013	34,182.25
53401000	AWWSC Labor OPEX	CF	9300010550	2/28/2013	6,850.89
53401000	AWWSC Labor OPEX	CF	9300010554	2/28/2013	2,681.00
53401000	AWWSC Labor OPEX	CF	9300010555	2/28/2013	1,564.04
53401000	AWWSC Labor OPEX	CF	9300010556	2/28/2013	4,303.11
53401000	AWWSC Labor OPEX	CF	9300010557	2/28/2013	(12.00)
53401000	AWWSC Labor OPEX	CF	9300010558	2/28/2013	1,301.21
53401000	AWWSC Labor OPEX	CF	9300010559	2/28/2013	5,649.04
53401000	AWWSC Labor OPEX	CF	9300010560	2/28/2013	209.76
53401000	AWWSC Labor OPEX	CF	9300010561	2/28/2013	1,925.77
53401000	AWWSC Labor OPEX	CF	9300010562	2/28/2013	10,254.99
53401000	AWWSC Labor OPEX	CF	9300010563	2/28/2013	147.59
53401000	AWWSC Labor OPEX	CF	9300010564	2/28/2013	2,273.89
53401000	AWWSC Labor OPEX	CF	9300010565	2/28/2013	1,282.88
53401000	AWWSC Labor OPEX	CF	9300010566	2/28/2013	(121.14)
53401000	AWWSC Labor OPEX	CF	9300010567	2/28/2013	56.90
53401000	AWWSC Labor OPEX	CF	9300010647	2/28/2013	8.05
53401000	AWWSC Labor OPEX	CF	9300010648	2/28/2013	148.32
53401000	AWWSC Labor OPEX	CF	9300010649	2/28/2013	449.00
53401000	AWWSC Labor OPEX	CF	9300010650	2/28/2013	737.16
53401000	AWWSC Labor OPEX	CF	9300010651	2/28/2013	267.06
53401000	AWWSC Labor OPEX	CF	9300010652	2/28/2013	515.67
53401000	AWWSC Labor OPEX	CF	9300010653	2/28/2013	1,271.50
53401000	AWWSC Labor OPEX	CF	9300010654	2/28/2013	909.27
53401000	AWWSC Labor OPEX	CF	9300010655	2/28/2013	238.29
53401000	AWWSC Labor OPEX	CF	9300010656	2/28/2013	272.83
53401000	AWWSC Labor OPEX	CF	9300010657	2/28/2013	804.76
53401000	AWWSC Labor OPEX	CF	9300010658	2/28/2013	559.89
53401000	AWWSC Labor OPEX	CF	9300010659	2/28/2013	1,326.52
53401000	AWWSC Labor OPEX	CF	9300010660	2/28/2013	320.67

## Kentucky American Water Company

Case No. 2012-00520

Response to PSC DR1, Item 31

Account	Description	Doc Type	Document Number	Posting Date	Amount
53401000	AWWSC Labor OPEX	CF	9300010661	2/28/2013	68.86
53401000	AWWSC Labor OPEX	CF	9300010662	2/28/2013	314.97
53401000	AWWSC Labor OPEX	CF	9300010663	2/28/2013	(6.87)
53401000	AWWSC Labor OPEX	CF	9300010664	2/28/2013	60.70
53401000	AWWSC Labor OPEX	CF	9300010665	2/28/2013	0.52
53401000	AWWSC Labor OPEX	CF	9300010666	2/28/2013	472.55
53401000	AWWSC Labor OPEX	CF	9300010667	2/28/2013	1,174.40
53401000	AWWSC Labor OPEX	CF	9300010668	2/28/2013	4.32
53401000	AWWSC Labor OPEX	CF	9300010669	2/28/2013	23.86
53401100	AWWSC Pension OPEX	CF	9300010647	2/28/2013	613.57
53401100	AWWSC Pension OPEX	CF	9300010648	2/28/2013	214.25
53401100	AWWSC Pension OPEX	CF	9300010649	2/28/2013	688.58
53401100	AWWSC Pension OPEX	CF	9300010650	2/28/2013	989.25
53401100	AWWSC Pension OPEX	CF	9300010651	2/28/2013	598.02
53401100	AWWSC Pension OPEX	CF	9300010652	2/28/2013	1,034.21
53401100	AWWSC Pension OPEX	CF	9300010653	2/28/2013	640.15
53401100	AWWSC Pension OPEX	CF	9300010654	2/28/2013	5,688.35
53401100	AWWSC Pension OPEX	CF	9300010655	2/28/2013	451.65
53401100	AWWSC Pension OPEX	CF	9300010656	2/28/2013	1,330.92
53401100	AWWSC Pension OPEX	CF	9300010657	2/28/2013	1,101.44
53401100	AWWSC Pension OPEX	CF	9300010658	2/28/2013	1,318.93
53401100	AWWSC Pension OPEX	CF	9300010659	2/28/2013	12,993.24
53401100	AWWSC Pension OPEX	CF	9300010660	2/28/2013	888.52
53401100	AWWSC Pension OPEX	CF	9300010661	2/28/2013	554.10
53401100	AWWSC Pension OPEX	CF	9300010662	2/28/2013	375.21
53401100	AWWSC Pension OPEX	CF	9300010663	2/28/2013	551.39
53401100	AWWSC Pension OPEX	CF	9300010664	2/28/2013	405.58
53401100	AWWSC Pension OPEX	CF	9300010665	2/28/2013	457.22
53401100	AWWSC Pension OPEX	CF	9300010666	2/28/2013	1,930.66
53401100	AWWSC Pension OPEX	CF	9300010667	2/28/2013	9,411.74
53401100	AWWSC Pension OPEX	CF	9300010668	2/28/2013	2,450.78
53401100	AWWSC Pension OPEX	CF	9300010669	2/28/2013	42.73
53401200	AWWSC Group Ins OPEX	CF	9300010055	2/28/2013	(0.77)
53401200	AWWSC Group Ins OPEX	CF	9300010056	2/28/2013	41.09
53401200	AWWSC Group Ins OPEX	CF	9300010058	2/28/2013	90.09
53401200	AWWSC Group Ins OPEX	CF	9300010059	2/28/2013	10.74
53401200	AWWSC Group Ins OPEX	CF	9300010060	2/28/2013	(0.27)
53401200	AWWSC Group Ins OPEX	CF	9300010061	2/28/2013	(0.55)
53401200	AWWSC Group Ins OPEX	CF	9300010062	2/28/2013	3.19
53401200	AWWSC Group Ins OPEX	CF	9300010064	2/28/2013	48.09
53401200	AWWSC Group Ins OPEX	CF	9300010065	2/28/2013	18.23
53401200	AWWSC Group Ins OPEX	CF	9300010066	2/28/2013	179.42
53401200	AWWSC Group Ins OPEX	CF	9300010067	2/28/2013	98.10
53401200	AWWSC Group Ins OPEX	CF	9300010076	2/28/2013	87.78
53401200	AWWSC Group Ins OPEX	CF	9300010077	2/28/2013	462.47
53401200	AWWSC Group Ins OPEX	CF	9300010078	2/28/2013	129.15
53401200	AWWSC Group Ins OPEX	CF	9300010079	2/28/2013	118.97
53401200	AWWSC Group Ins OPEX	CF	9300010080	2/28/2013	289.40
53401200	AWWSC Group Ins OPEX	CF	9300010081	2/28/2013	160.74
53401200	AWWSC Group Ins OPEX	CF	9300010082	2/28/2013	84.48
53401200	AWWSC Group Ins OPEX	CF	9300010083	2/28/2013	(0.81)
53401200	AWWSC Group Ins OPEX	CF	9300010084	2/28/2013	158.34
53401200	AWWSC Group Ins OPEX	CF	9300010085	2/28/2013	21.37

## Kentucky American Water Company

Case No. 2012-00520

Response to PSC DR1, Item 31

Account	Description	Doc Type	Document Number	Posting Date	Amount
53401200	AWWSC Group Ins OPEX	CF	9300010086	2/28/2013	41.08
53401200	AWWSC Group Ins OPEX	CF	9300010088	2/28/2013	177.89
53401200	AWWSC Group Ins OPEX	CF	9300010093	2/28/2013	314.29
53401200	AWWSC Group Ins OPEX	CF	9300010094	2/28/2013	77.13
53401200	AWWSC Group Ins OPEX	CF	9300010095	2/28/2013	231.37
53401200	AWWSC Group Ins OPEX	CF	9300010096	2/28/2013	174.80
53401200	AWWSC Group Ins OPEX	CF	9300010097	2/28/2013	346.24
53401200	AWWSC Group Ins OPEX	CF	9300010098	2/28/2013	68.25
53401200	AWWSC Group Ins OPEX	CF	9300010099	2/28/2013	190.98
53401200	AWWSC Group Ins OPEX	CF	9300010100	2/28/2013	15.00
53401200	AWWSC Group Ins OPEX	CF	9300010102	2/28/2013	73.33
53401200	AWWSC Group Ins OPEX	CF	9300010103	2/28/2013	0.37
53401200	AWWSC Group Ins OPEX	CF	9300010106	2/28/2013	119.98
53401200	AWWSC Group Ins OPEX	CF	9300010107	2/28/2013	43.94
53401200	AWWSC Group Ins OPEX	CF	9300010112	2/28/2013	5.81
53401200	AWWSC Group Ins OPEX	CF	9300010118	2/28/2013	69.56
53401200	AWWSC Group Ins OPEX	CF	9300010119	2/28/2013	33.03
53401200	AWWSC Group Ins OPEX	CF	9300010120	2/28/2013	255.84
53401200	AWWSC Group Ins OPEX	CF	9300010122	2/28/2013	48.13
53401200	AWWSC Group Ins OPEX	CF	9300010128	2/28/2013	486.60
53401200	AWWSC Group Ins OPEX	CF	9300010130	2/28/2013	91.11
53401200	AWWSC Group Ins OPEX	CF	9300010134	2/28/2013	249.55
53401200	AWWSC Group Ins OPEX	CF	9300010135	2/28/2013	90.07
53401200	AWWSC Group Ins OPEX	CF	9300010136	2/28/2013	1,400.95
53401200	AWWSC Group Ins OPEX	CF	9300010138	2/28/2013	(0.79)
53401200	AWWSC Group Ins OPEX	CF	9300010140	2/28/2013	16.94
53401200	AWWSC Group Ins OPEX	CF	9300010141	2/28/2013	199.81
53401200	AWWSC Group Ins OPEX	CF	9300010142	2/28/2013	63.48
53401200	AWWSC Group Ins OPEX	CF	9300010143	2/28/2013	3.05
53401200	AWWSC Group Ins OPEX	CF	9300010144	2/28/2013	80.87
53401200	AWWSC Group Ins OPEX	CF	9300010145	2/28/2013	30.71
53401200	AWWSC Group Ins OPEX	CF	9300010146	2/28/2013	36.82
53401200	AWWSC Group Ins OPEX	CF	9300010147	2/28/2013	467.93
53401200	AWWSC Group Ins OPEX	CF	9300010148	2/28/2013	46.07
53401200	AWWSC Group Ins OPEX	CF	9300010149	2/28/2013	174.55
53401200	AWWSC Group Ins OPEX	CF	9300010150	2/28/2013	359.81
53401200	AWWSC Group Ins OPEX	CF	9300010151	2/28/2013	(191.05)
53401200	AWWSC Group Ins OPEX	CF	9300010152	2/28/2013	2,993.63
53401200	AWWSC Group Ins OPEX	CF	9300010153	2/28/2013	22.34
53401200	AWWSC Group Ins OPEX	CF	9300010154	2/28/2013	177.52
53401200	AWWSC Group Ins OPEX	CF	9300010155	2/28/2013	36.42
53401200	AWWSC Group Ins OPEX	CF	9300010156	2/28/2013	34.28
53401200	AWWSC Group Ins OPEX	CF	9300010157	2/28/2013	99.51
53401200	AWWSC Group Ins OPEX	CF	9300010158	2/28/2013	73.90
53401200	AWWSC Group Ins OPEX	CF	9300010160	2/28/2013	35.17
53401200	AWWSC Group Ins OPEX	CF	9300010161	2/28/2013	17.01
53401200	AWWSC Group Ins OPEX	CF	9300010163	2/28/2013	1.31
53401200	AWWSC Group Ins OPEX	CF	9300010165	2/28/2013	153.83
53401200	AWWSC Group Ins OPEX	CF	9300010166	2/28/2013	4,223.33
53401200	AWWSC Group Ins OPEX	CF	9300010168	2/28/2013	23.45
53401200	AWWSC Group Ins OPEX	CF	9300010169	2/28/2013	2,845.50
53401200	AWWSC Group Ins OPEX	CF	9300010174	2/28/2013	185.66
53401200	AWWSC Group Ins OPEX	CF	9300010175	2/28/2013	13.30

## Kentucky American Water Company

Case No. 2012-00520

Response to PSC DR1, Item 31

Account	Description	Doc Type	Document Number	Posting Date	Amount
53401200	AWWSC Group Ins OPEX	CF	9300010176	2/28/2013	(0.04)
53401200	AWWSC Group Ins OPEX	CF	9300010177	2/28/2013	0.09
53401200	AWWSC Group Ins OPEX	CF	9300010178	2/28/2013	80.98
53401200	AWWSC Group Ins OPEX	CF	9300010179	2/28/2013	33.57
53401200	AWWSC Group Ins OPEX	CF	9300010180	2/28/2013	149.41
53401200	AWWSC Group Ins OPEX	CF	9300010181	2/28/2013	31.15
53401200	AWWSC Group Ins OPEX	CF	9300010187	2/28/2013	314.06
53401200	AWWSC Group Ins OPEX	CF	9300010188	2/28/2013	13.59
53401200	AWWSC Group Ins OPEX	CF	9300010189	2/28/2013	167.31
53401200	AWWSC Group Ins OPEX	CF	9300010190	2/28/2013	68.35
53401200	AWWSC Group Ins OPEX	CF	9300010191	2/28/2013	43.31
53401200	AWWSC Group Ins OPEX	CF	9300010192	2/28/2013	61.94
53401200	AWWSC Group Ins OPEX	CF	9300010193	2/28/2013	3.99
53401200	AWWSC Group Ins OPEX	CF	9300010194	2/28/2013	(1.34)
53401200	AWWSC Group Ins OPEX	CF	9300010196	2/28/2013	4.70
53401200	AWWSC Group Ins OPEX	CF	9300010197	2/28/2013	(1.08)
53401200	AWWSC Group Ins OPEX	CF	9300010198	2/28/2013	45.90
53401200	AWWSC Group Ins OPEX	CF	9300010199	2/28/2013	16.66
53401200	AWWSC Group Ins OPEX	CF	9300010200	2/28/2013	0.30
53401200	AWWSC Group Ins OPEX	CF	9300010202	2/28/2013	175.64
53401200	AWWSC Group Ins OPEX	CF	9300010205	2/28/2013	8.30
53401200	AWWSC Group Ins OPEX	CF	9300010206	2/28/2013	105.57
53401200	AWWSC Group Ins OPEX	CF	9300010207	2/28/2013	5.57
53401200	AWWSC Group Ins OPEX	CF	9300010208	2/28/2013	203.34
53401200	AWWSC Group Ins OPEX	CF	9300010209	2/28/2013	0.63
53401200	AWWSC Group Ins OPEX	CF	9300010210	2/28/2013	62.18
53401200	AWWSC Group Ins OPEX	CF	9300010211	2/28/2013	12.33
53401200	AWWSC Group Ins OPEX	CF	9300010212	2/28/2013	0.93
53401200	AWWSC Group Ins OPEX	CF	9300010213	2/28/2013	71.20
53401200	AWWSC Group Ins OPEX	CF	9300010214	2/28/2013	28.57
53401200	AWWSC Group Ins OPEX	CF	9300010215	2/28/2013	440.49
53401200	AWWSC Group Ins OPEX	CF	9300010216	2/28/2013	40.97
53401200	AWWSC Group Ins OPEX	CF	9300010218	2/28/2013	4.70
53401200	AWWSC Group Ins OPEX	CF	9300010220	2/28/2013	11.13
53401200	AWWSC Group Ins OPEX	CF	9300010221	2/28/2013	11.29
53401200	AWWSC Group Ins OPEX	CF	9300010222	2/28/2013	23.88
53401200	AWWSC Group Ins OPEX	CF	9300010223	2/28/2013	16.13
53401200	AWWSC Group Ins OPEX	CF	9300010224	2/28/2013	69.96
53401200	AWWSC Group Ins OPEX	CF	9300010226	2/28/2013	0.01
53401200	AWWSC Group Ins OPEX	CF	9300010227	2/28/2013	121.33
53401200	AWWSC Group Ins OPEX	CF	9300010228	2/28/2013	14.98
53401200	AWWSC Group Ins OPEX	CF	9300010229	2/28/2013	0.45
53401200	AWWSC Group Ins OPEX	CF	9300010230	2/28/2013	0.08
53401200	AWWSC Group Ins OPEX	CF	9300010232	2/28/2013	(4.27)
53401200	AWWSC Group Ins OPEX	CF	9300010233	2/28/2013	4.53
53401200	AWWSC Group Ins OPEX	CF	9300010234	2/28/2013	90.12
53401200	AWWSC Group Ins OPEX	CF	9300010235	2/28/2013	(3.58)
53401200	AWWSC Group Ins OPEX	CF	9300010236	2/28/2013	(0.76)
53401200	AWWSC Group Ins OPEX	CF	9300010445	2/28/2013	2.80
53401200	AWWSC Group Ins OPEX	CF	9300010446	2/28/2013	41.91
53401200	AWWSC Group Ins OPEX	CF	9300010448	2/28/2013	109.69
53401200	AWWSC Group Ins OPEX	CF	9300010449	2/28/2013	270.90
53401200	AWWSC Group Ins OPEX	CF	9300010450	2/28/2013	1.30



## Kentucky American Water Company

Case No. 2012-00520

Response to PSC DR1, Item 31

Account	Description	Doc Type	Document Number	Posting Date	Amount
53401200	AWWSC Group Ins OPEX	CF	9300010451	2/28/2013	14.26
53401200	AWWSC Group Ins OPEX	CF	9300010452	2/28/2013	72.85
53401200	AWWSC Group Ins OPEX	CF	9300010467	2/28/2013	13.43
53401200	AWWSC Group Ins OPEX	CF	9300010468	2/28/2013	136.65
53401200	AWWSC Group Ins OPEX	CF	9300010469	2/28/2013	158.58
53401200	AWWSC Group Ins OPEX	CF	9300010470	2/28/2013	134.38
53401200	AWWSC Group Ins OPEX	CF	9300010471	2/28/2013	55.73
53401200	AWWSC Group Ins OPEX	CF	9300010472	2/28/2013	112.42
53401200	AWWSC Group Ins OPEX	CF	9300010473	2/28/2013	213.23
53401200	AWWSC Group Ins OPEX	CF	9300010476	2/28/2013	269.96
53401200	AWWSC Group Ins OPEX	CF	9300010477	2/28/2013	151.34
53401200	AWWSC Group Ins OPEX	CF	9300010478	2/28/2013	79.13
53401200	AWWSC Group Ins OPEX	CF	9300010479	2/28/2013	237.22
53401200	AWWSC Group Ins OPEX	CF	9300010482	2/28/2013	23.75
53401200	AWWSC Group Ins OPEX	CF	9300010484	2/28/2013	(0.63)
53401200	AWWSC Group Ins OPEX	CF	9300010485	2/28/2013	(0.05)
53401200	AWWSC Group Ins OPEX	CF	9300010487	2/28/2013	0.38
53401200	AWWSC Group Ins OPEX	CF	9300010488	2/28/2013	(0.06)
53401200	AWWSC Group Ins OPEX	CF	9300010490	2/28/2013	0.33
53401200	AWWSC Group Ins OPEX	CF	9300010491	2/28/2013	3.10
53401200	AWWSC Group Ins OPEX	CF	9300010492	2/28/2013	14.04
53401200	AWWSC Group Ins OPEX	CF	9300010493	2/28/2013	1.17
53401200	AWWSC Group Ins OPEX	CF	9300010494	2/28/2013	4.48
53401200	AWWSC Group Ins OPEX	CF	9300010495	2/28/2013	(6.36)
53401200	AWWSC Group Ins OPEX	CF	9300010497	2/28/2013	40.68
53401200	AWWSC Group Ins OPEX	CF	9300010499	2/28/2013	42.15
53401200	AWWSC Group Ins OPEX	CF	9300010500	2/28/2013	1.62
53401200	AWWSC Group Ins OPEX	CF	9300010501	2/28/2013	0.10
53401200	AWWSC Group Ins OPEX	CF	9300010507	2/28/2013	18.09
53401200	AWWSC Group Ins OPEX	CF	9300010510	2/28/2013	17.41
53401200	AWWSC Group Ins OPEX	CF	9300010511	2/28/2013	23.60
53401200	AWWSC Group Ins OPEX	CF	9300010512	2/28/2013	(48.92)
53401200	AWWSC Group Ins OPEX	CF	9300010513	2/28/2013	2,657.01
53401200	AWWSC Group Ins OPEX	CF	9300010514	2/28/2013	451.03
53401200	AWWSC Group Ins OPEX	CF	9300010515	2/28/2013	198.84
53401200	AWWSC Group Ins OPEX	CF	9300010516	2/28/2013	(6.57)
53401200	AWWSC Group Ins OPEX	CF	9300010517	2/28/2013	49.16
53401200	AWWSC Group Ins OPEX	CF	9300010518	2/28/2013	7.74
53401200	AWWSC Group Ins OPEX	CF	9300010519	2/28/2013	1,476.10
53401200	AWWSC Group Ins OPEX	CF	9300010520	2/28/2013	(3.14)
53401200	AWWSC Group Ins OPEX	CF	9300010521	2/28/2013	201.57
53401200	AWWSC Group Ins OPEX	CF	9300010523	2/28/2013	231.36
53401200	AWWSC Group Ins OPEX	CF	9300010524	2/28/2013	181.15
53401200	AWWSC Group Ins OPEX	CF	9300010525	2/28/2013	6.35
53401200	AWWSC Group Ins OPEX	CF	9300010528	2/28/2013	19.74
53401200	AWWSC Group Ins OPEX	CF	9300010529	2/28/2013	70.74
53401200	AWWSC Group Ins OPEX	CF	9300010530	2/28/2013	497.63
53401200	AWWSC Group Ins OPEX	CF	9300010532	2/28/2013	315.32
53401200	AWWSC Group Ins OPEX	CF	9300010533	2/28/2013	178.59
53401200	AWWSC Group Ins OPEX	CF	9300010534	2/28/2013	147.36
53401200	AWWSC Group Ins OPEX	CF	9300010536	2/28/2013	122.84
53401200	AWWSC Group Ins OPEX	CF	9300010538	2/28/2013	276.23
53401200	AWWSC Group Ins OPEX	CF	9300010539	2/28/2013	109.58

## Kentucky American Water Company

Case No. 2012-00520

Response to PSC DR1, Item 31

Account	Description	Doc Type	Document Number	Posting Date	Amount
53401200	AWWSC Group Ins OPEX	CF	9300010540	2/28/2013	234.06
53401200	AWWSC Group Ins OPEX	CF	9300010541	2/28/2013	450.72
53401200	AWWSC Group Ins OPEX	CF	9300010543	2/28/2013	41.64
53401200	AWWSC Group Ins OPEX	CF	9300010544	2/28/2013	5.25
53401200	AWWSC Group Ins OPEX	CF	9300010545	2/28/2013	7.62
53401200	AWWSC Group Ins OPEX	CF	9300010546	2/28/2013	384.50
53401200	AWWSC Group Ins OPEX	CF	9300010547	2/28/2013	(3.41)
53401200	AWWSC Group Ins OPEX	CF	9300010548	2/28/2013	342.69
53401200	AWWSC Group Ins OPEX	CF	9300010549	2/28/2013	4,718.33
53401200	AWWSC Group Ins OPEX	CF	9300010550	2/28/2013	1,051.04
53401200	AWWSC Group Ins OPEX	CF	9300010554	2/28/2013	243.44
53401200	AWWSC Group Ins OPEX	CF	9300010555	2/28/2013	225.68
53401200	AWWSC Group Ins OPEX	CF	9300010556	2/28/2013	193.37
53401200	AWWSC Group Ins OPEX	CF	9300010557	2/28/2013	(2.00)
53401200	AWWSC Group Ins OPEX	CF	9300010558	2/28/2013	265.10
53401200	AWWSC Group Ins OPEX	CF	9300010559	2/28/2013	935.57
53401200	AWWSC Group Ins OPEX	CF	9300010560	2/28/2013	41.14
53401200	AWWSC Group Ins OPEX	CF	9300010561	2/28/2013	97.95
53401200	AWWSC Group Ins OPEX	CF	9300010562	2/28/2013	1,181.10
53401200	AWWSC Group Ins OPEX	CF	9300010563	2/28/2013	14.55
53401200	AWWSC Group Ins OPEX	CF	9300010564	2/28/2013	374.48
53401200	AWWSC Group Ins OPEX	CF	9300010565	2/28/2013	306.43
53401200	AWWSC Group Ins OPEX	CF	9300010566	2/28/2013	(52.32)
53401200	AWWSC Group Ins OPEX	CF	9300010567	2/28/2013	14.66
53401200	AWWSC Group Ins OPEX	CF	9300010647	2/28/2013	114.43
53401200	AWWSC Group Ins OPEX	CF	9300010648	2/28/2013	(298.62)
53401200	AWWSC Group Ins OPEX	CF	9300010649	2/28/2013	197.08
53401200	AWWSC Group Ins OPEX	CF	9300010650	2/28/2013	355.77
53401200	AWWSC Group Ins OPEX	CF	9300010651	2/28/2013	240.32
53401200	AWWSC Group Ins OPEX	CF	9300010652	2/28/2013	276.83
53401200	AWWSC Group Ins OPEX	CF	9300010653	2/28/2013	446.15
53401200	AWWSC Group Ins OPEX	CF	9300010654	2/28/2013	1,222.85
53401200	AWWSC Group Ins OPEX	CF	9300010655	2/28/2013	36.82
53401200	AWWSC Group Ins OPEX	CF	9300010656	2/28/2013	292.51
53401200	AWWSC Group Ins OPEX	CF	9300010657	2/28/2013	238.06
53401200	AWWSC Group Ins OPEX	CF	9300010658	2/28/2013	448.12
53401200	AWWSC Group Ins OPEX	CF	9300010659	2/28/2013	2,718.81
53401200	AWWSC Group Ins OPEX	CF	9300010660	2/28/2013	137.15
53401200	AWWSC Group Ins OPEX	CF	9300010661	2/28/2013	174.72
53401200	AWWSC Group Ins OPEX	CF	9300010662	2/28/2013	115.11
53401200	AWWSC Group Ins OPEX	CF	9300010663	2/28/2013	114.78
53401200	AWWSC Group Ins OPEX	CF	9300010664	2/28/2013	71.82
53401200	AWWSC Group Ins OPEX	CF	9300010665	2/28/2013	75.15
53401200	AWWSC Group Ins OPEX	CF	9300010666	2/28/2013	420.83
53401200	AWWSC Group Ins OPEX	CF	9300010667	2/28/2013	1,948.26
53401200	AWWSC Group Ins OPEX	CF	9300010668	2/28/2013	473.42
53401200	AWWSC Group Ins OPEX	CF	9300010669	2/28/2013	9.44
53401300	AWWSC Other Ben OPEX	CF	9300010056	2/28/2013	9.46
53401300	AWWSC Other Ben OPEX	CF	9300010058	2/28/2013	22.81
53401300	AWWSC Other Ben OPEX	CF	9300010059	2/28/2013	2.58
53401300	AWWSC Other Ben OPEX	CF	9300010060	2/28/2013	(0.05)
53401300	AWWSC Other Ben OPEX	CF	9300010061	2/28/2013	(0.10)
53401300	AWWSC Other Ben OPEX	CF	9300010062	2/28/2013	4.28

## Kentucky American Water Company

Case No. 2012-00520

Response to PSC DR1, Item 31

Account	Description	Doc Type	Document Number	Posting Date	Amount
53401300	AWWSC Other Ben OPEX	CF	9300010064	2/28/2013	17.19
53401300	AWWSC Other Ben OPEX	CF	9300010065	2/28/2013	48.95
53401300	AWWSC Other Ben OPEX	CF	9300010066	2/28/2013	43.88
53401300	AWWSC Other Ben OPEX	CF	9300010067	2/28/2013	36.66
53401300	AWWSC Other Ben OPEX	CF	9300010074	2/28/2013	(2.96)
53401300	AWWSC Other Ben OPEX	CF	9300010076	2/28/2013	27.86
53401300	AWWSC Other Ben OPEX	CF	9300010077	2/28/2013	137.91
53401300	AWWSC Other Ben OPEX	CF	9300010078	2/28/2013	75.43
53401300	AWWSC Other Ben OPEX	CF	9300010079	2/28/2013	16.66
53401300	AWWSC Other Ben OPEX	CF	9300010080	2/28/2013	55.75
53401300	AWWSC Other Ben OPEX	CF	9300010081	2/28/2013	50.79
53401300	AWWSC Other Ben OPEX	CF	9300010082	2/28/2013	39.58
53401300	AWWSC Other Ben OPEX	CF	9300010083	2/28/2013	(0.32)
53401300	AWWSC Other Ben OPEX	CF	9300010084	2/28/2013	47.03
53401300	AWWSC Other Ben OPEX	CF	9300010085	2/28/2013	3.00
53401300	AWWSC Other Ben OPEX	CF	9300010086	2/28/2013	3.85
53401300	AWWSC Other Ben OPEX	CF	9300010087	2/28/2013	8.28
53401300	AWWSC Other Ben OPEX	CF	9300010088	2/28/2013	47.16
53401300	AWWSC Other Ben OPEX	CF	9300010089	2/28/2013	687.82
53401300	AWWSC Other Ben OPEX	CF	9300010093	2/28/2013	134.30
53401300	AWWSC Other Ben OPEX	CF	9300010094	2/28/2013	57.65
53401300	AWWSC Other Ben OPEX	CF	9300010095	2/28/2013	122.36
53401300	AWWSC Other Ben OPEX	CF	9300010096	2/28/2013	84.41
53401300	AWWSC Other Ben OPEX	CF	9300010097	2/28/2013	226.21
53401300	AWWSC Other Ben OPEX	CF	9300010098	2/28/2013	52.77
53401300	AWWSC Other Ben OPEX	CF	9300010099	2/28/2013	80.94
53401300	AWWSC Other Ben OPEX	CF	9300010100	2/28/2013	4,169.14
53401300	AWWSC Other Ben OPEX	CF	9300010102	2/28/2013	40.83
53401300	AWWSC Other Ben OPEX	CF	9300010103	2/28/2013	11.15
53401300	AWWSC Other Ben OPEX	CF	9300010106	2/28/2013	92.69
53401300	AWWSC Other Ben OPEX	CF	9300010107	2/28/2013	33.99
53401300	AWWSC Other Ben OPEX	CF	9300010110	2/28/2013	7.80
53401300	AWWSC Other Ben OPEX	CF	9300010112	2/28/2013	5.41
53401300	AWWSC Other Ben OPEX	CF	9300010114	2/28/2013	26.50
53401300	AWWSC Other Ben OPEX	CF	9300010116	2/28/2013	(31.63)
53401300	AWWSC Other Ben OPEX	CF	9300010118	2/28/2013	25.35
53401300	AWWSC Other Ben OPEX	CF	9300010119	2/28/2013	0.32
53401300	AWWSC Other Ben OPEX	CF	9300010120	2/28/2013	177.98
53401300	AWWSC Other Ben OPEX	CF	9300010122	2/28/2013	34.06
53401300	AWWSC Other Ben OPEX	CF	9300010124	2/28/2013	1.39
53401300	AWWSC Other Ben OPEX	CF	9300010125	2/28/2013	19.60
53401300	AWWSC Other Ben OPEX	CF	9300010126	2/28/2013	4.04
53401300	AWWSC Other Ben OPEX	CF	9300010127	2/28/2013	4.90
53401300	AWWSC Other Ben OPEX	CF	9300010128	2/28/2013	43.80
53401300	AWWSC Other Ben OPEX	CF	9300010130	2/28/2013	45.31
53401300	AWWSC Other Ben OPEX	CF	9300010134	2/28/2013	118.84
53401300	AWWSC Other Ben OPEX	CF	9300010135	2/28/2013	109.56
53401300	AWWSC Other Ben OPEX	CF	9300010136	2/28/2013	68.42
53401300	AWWSC Other Ben OPEX	CF	9300010137	2/28/2013	9.15
53401300	AWWSC Other Ben OPEX	CF	9300010138	2/28/2013	(1.07)
53401300	AWWSC Other Ben OPEX	CF	9300010140	2/28/2013	2.95
53401300	AWWSC Other Ben OPEX	CF	9300010141	2/28/2013	79.98
53401300	AWWSC Other Ben OPEX	CF	9300010142	2/28/2013	0.58

## Kentucky American Water Company

Case No. 2012-00520

Response to PSC DR1, Item 31

Account	Description	Doc Type	Document Number	Posting Date	Amount
53401300	AWWSC Other Ben OPEX	CF	9300010143	2/28/2013	5.11
53401300	AWWSC Other Ben OPEX	CF	9300010144	2/28/2013	5.89
53401300	AWWSC Other Ben OPEX	CF	9300010146	2/28/2013	4.33
53401300	AWWSC Other Ben OPEX	CF	9300010147	2/28/2013	28.08
53401300	AWWSC Other Ben OPEX	CF	9300010148	2/28/2013	158.54
53401300	AWWSC Other Ben OPEX	CF	9300010149	2/28/2013	38.59
53401300	AWWSC Other Ben OPEX	CF	9300010150	2/28/2013	64.01
53401300	AWWSC Other Ben OPEX	CF	9300010151	2/28/2013	11.77
53401300	AWWSC Other Ben OPEX	CF	9300010152	2/28/2013	86.46
53401300	AWWSC Other Ben OPEX	CF	9300010153	2/28/2013	139.72
53401300	AWWSC Other Ben OPEX	CF	9300010154	2/28/2013	41.56
53401300	AWWSC Other Ben OPEX	CF	9300010155	2/28/2013	358.33
53401300	AWWSC Other Ben OPEX	CF	9300010156	2/28/2013	4.06
53401300	AWWSC Other Ben OPEX	CF	9300010157	2/28/2013	66.52
53401300	AWWSC Other Ben OPEX	CF	9300010158	2/28/2013	41.24
53401300	AWWSC Other Ben OPEX	CF	9300010160	2/28/2013	23.36
53401300	AWWSC Other Ben OPEX	CF	9300010161	2/28/2013	8.09
53401300	AWWSC Other Ben OPEX	CF	9300010163	2/28/2013	20.10
53401300	AWWSC Other Ben OPEX	CF	9300010165	2/28/2013	128.84
53401300	AWWSC Other Ben OPEX	CF	9300010166	2/28/2013	360.09
53401300	AWWSC Other Ben OPEX	CF	9300010168	2/28/2013	0.83
53401300	AWWSC Other Ben OPEX	CF	9300010169	2/28/2013	392.25
53401300	AWWSC Other Ben OPEX	CF	9300010170	2/28/2013	(27.97)
53401300	AWWSC Other Ben OPEX	CF	9300010172	2/28/2013	(3.51)
53401300	AWWSC Other Ben OPEX	CF	9300010174	2/28/2013	21.02
53401300	AWWSC Other Ben OPEX	CF	9300010175	2/28/2013	4.18
53401300	AWWSC Other Ben OPEX	CF	9300010176	2/28/2013	(0.01)
53401300	AWWSC Other Ben OPEX	CF	9300010177	2/28/2013	1.18
53401300	AWWSC Other Ben OPEX	CF	9300010178	2/28/2013	46.65
53401300	AWWSC Other Ben OPEX	CF	9300010179	2/28/2013	10.14
53401300	AWWSC Other Ben OPEX	CF	9300010180	2/28/2013	25.97
53401300	AWWSC Other Ben OPEX	CF	9300010181	2/28/2013	20.01
53401300	AWWSC Other Ben OPEX	CF	9300010187	2/28/2013	44.22
53401300	AWWSC Other Ben OPEX	CF	9300010188	2/28/2013	26.95
53401300	AWWSC Other Ben OPEX	CF	9300010189	2/28/2013	105.70
53401300	AWWSC Other Ben OPEX	CF	9300010190	2/28/2013	64.42
53401300	AWWSC Other Ben OPEX	CF	9300010191	2/28/2013	15.76
53401300	AWWSC Other Ben OPEX	CF	9300010192	2/28/2013	(30.34)
53401300	AWWSC Other Ben OPEX	CF	9300010193	2/28/2013	7.82
53401300	AWWSC Other Ben OPEX	CF	9300010196	2/28/2013	1.01
53401300	AWWSC Other Ben OPEX	CF	9300010197	2/28/2013	(0.20)
53401300	AWWSC Other Ben OPEX	CF	9300010198	2/28/2013	21.78
53401300	AWWSC Other Ben OPEX	CF	9300010199	2/28/2013	10.88
53401300	AWWSC Other Ben OPEX	CF	9300010200	2/28/2013	1.50
53401300	AWWSC Other Ben OPEX	CF	9300010202	2/28/2013	215.44
53401300	AWWSC Other Ben OPEX	CF	9300010205	2/28/2013	34.56
53401300	AWWSC Other Ben OPEX	CF	9300010206	2/28/2013	111.34
53401300	AWWSC Other Ben OPEX	CF	9300010207	2/28/2013	6.77
53401300	AWWSC Other Ben OPEX	CF	9300010208	2/28/2013	165.29
53401300	AWWSC Other Ben OPEX	CF	9300010209	2/28/2013	8.31
53401300	AWWSC Other Ben OPEX	CF	9300010210	2/28/2013	14.38
53401300	AWWSC Other Ben OPEX	CF	9300010211	2/28/2013	0.72
53401300	AWWSC Other Ben OPEX	CF	9300010212	2/28/2013	0.07

## Kentucky American Water Company

Case No. 2012-00520

Response to PSC DR1, Item 31

Account	Description	Doc Type	Document Number	Posting Date	Amount
53401300	AWWSC Other Ben OPEX	CF	9300010213	2/28/2013	26.99
53401300	AWWSC Other Ben OPEX	CF	9300010214	2/28/2013	19.42
53401300	AWWSC Other Ben OPEX	CF	9300010215	2/28/2013	362.03
53401300	AWWSC Other Ben OPEX	CF	9300010216	2/28/2013	19.88
53401300	AWWSC Other Ben OPEX	CF	9300010218	2/28/2013	83.84
53401300	AWWSC Other Ben OPEX	CF	9300010220	2/28/2013	3.51
53401300	AWWSC Other Ben OPEX	CF	9300010221	2/28/2013	1.86
53401300	AWWSC Other Ben OPEX	CF	9300010222	2/28/2013	4.52
53401300	AWWSC Other Ben OPEX	CF	9300010223	2/28/2013	12.80
53401300	AWWSC Other Ben OPEX	CF	9300010224	2/28/2013	57.18
53401300	AWWSC Other Ben OPEX	CF	9300010226	2/28/2013	0.19
53401300	AWWSC Other Ben OPEX	CF	9300010227	2/28/2013	86.12
53401300	AWWSC Other Ben OPEX	CF	9300010228	2/28/2013	11.54
53401300	AWWSC Other Ben OPEX	CF	9300010229	2/28/2013	(0.03)
53401300	AWWSC Other Ben OPEX	CF	9300010230	2/28/2013	0.11
53401300	AWWSC Other Ben OPEX	CF	9300010232	2/28/2013	(1.50)
53401300	AWWSC Other Ben OPEX	CF	9300010233	2/28/2013	1.12
53401300	AWWSC Other Ben OPEX	CF	9300010234	2/28/2013	41.91
53401300	AWWSC Other Ben OPEX	CF	9300010235	2/28/2013	(2.01)
53401300	AWWSC Other Ben OPEX	CF	9300010236	2/28/2013	(0.62)
53401300	AWWSC Other Ben OPEX	CF	9300010445	2/28/2013	319.93
53401300	AWWSC Other Ben OPEX	CF	9300010446	2/28/2013	44.96
53401300	AWWSC Other Ben OPEX	CF	9300010448	2/28/2013	47.77
53401300	AWWSC Other Ben OPEX	CF	9300010449	2/28/2013	6.91
53401300	AWWSC Other Ben OPEX	CF	9300010450	2/28/2013	0.83
53401300	AWWSC Other Ben OPEX	CF	9300010451	2/28/2013	9.59
53401300	AWWSC Other Ben OPEX	CF	9300010452	2/28/2013	174.58
53401300	AWWSC Other Ben OPEX	CF	9300010467	2/28/2013	(1.44)
53401300	AWWSC Other Ben OPEX	CF	9300010468	2/28/2013	32.07
53401300	AWWSC Other Ben OPEX	CF	9300010469	2/28/2013	129.92
53401300	AWWSC Other Ben OPEX	CF	9300010470	2/28/2013	157.13
53401300	AWWSC Other Ben OPEX	CF	9300010471	2/28/2013	34.48
53401300	AWWSC Other Ben OPEX	CF	9300010472	2/28/2013	75.05
53401300	AWWSC Other Ben OPEX	CF	9300010473	2/28/2013	80.76
53401300	AWWSC Other Ben OPEX	CF	9300010476	2/28/2013	210.05
53401300	AWWSC Other Ben OPEX	CF	9300010477	2/28/2013	225.41
53401300	AWWSC Other Ben OPEX	CF	9300010478	2/28/2013	213.13
53401300	AWWSC Other Ben OPEX	CF	9300010479	2/28/2013	82.34
53401300	AWWSC Other Ben OPEX	CF	9300010482	2/28/2013	16.51
53401300	AWWSC Other Ben OPEX	CF	9300010484	2/28/2013	(0.91)
53401300	AWWSC Other Ben OPEX	CF	9300010485	2/28/2013	(0.02)
53401300	AWWSC Other Ben OPEX	CF	9300010486	2/28/2013	2.41
53401300	AWWSC Other Ben OPEX	CF	9300010487	2/28/2013	4.97
53401300	AWWSC Other Ben OPEX	CF	9300010488	2/28/2013	(0.19)
53401300	AWWSC Other Ben OPEX	CF	9300010490	2/28/2013	0.21
53401300	AWWSC Other Ben OPEX	CF	9300010491	2/28/2013	0.63
53401300	AWWSC Other Ben OPEX	CF	9300010492	2/28/2013	23.95
53401300	AWWSC Other Ben OPEX	CF	9300010493	2/28/2013	0.15
53401300	AWWSC Other Ben OPEX	CF	9300010494	2/28/2013	0.21
53401300	AWWSC Other Ben OPEX	CF	9300010495	2/28/2013	(2.64)
53401300	AWWSC Other Ben OPEX	CF	9300010497	2/28/2013	3.91
53401300	AWWSC Other Ben OPEX	CF	9300010499	2/28/2013	26.29
53401300	AWWSC Other Ben OPEX	CF	9300010501	2/28/2013	1.30

## Kentucky American Water Company

Case No. 2012-00520

Response to PSC DR1, Item 31

Account	Description	Doc Type	Document Number	Posting Date	Amount
53401300	AWWSC Other Ben OPEX	CF	9300010507	2/28/2013	7.24
53401300	AWWSC Other Ben OPEX	CF	9300010510	2/28/2013	1.73
53401300	AWWSC Other Ben OPEX	CF	9300010511	2/28/2013	4.37
53401300	AWWSC Other Ben OPEX	CF	9300010512	2/28/2013	(43.57)
53401300	AWWSC Other Ben OPEX	CF	9300010513	2/28/2013	423.71
53401300	AWWSC Other Ben OPEX	CF	9300010514	2/28/2013	162.34
53401300	AWWSC Other Ben OPEX	CF	9300010515	2/28/2013	19.07
53401300	AWWSC Other Ben OPEX	CF	9300010516	2/28/2013	(3.47)
53401300	AWWSC Other Ben OPEX	CF	9300010517	2/28/2013	31.42
53401300	AWWSC Other Ben OPEX	CF	9300010518	2/28/2013	1.07
53401300	AWWSC Other Ben OPEX	CF	9300010519	2/28/2013	400.55
53401300	AWWSC Other Ben OPEX	CF	9300010520	2/28/2013	(0.84)
53401300	AWWSC Other Ben OPEX	CF	9300010521	2/28/2013	37.23
53401300	AWWSC Other Ben OPEX	CF	9300010523	2/28/2013	75.10
53401300	AWWSC Other Ben OPEX	CF	9300010524	2/28/2013	149.69
53401300	AWWSC Other Ben OPEX	CF	9300010525	2/28/2013	39.99
53401300	AWWSC Other Ben OPEX	CF	9300010528	2/28/2013	5.02
53401300	AWWSC Other Ben OPEX	CF	9300010530	2/28/2013	168.28
53401300	AWWSC Other Ben OPEX	CF	9300010532	2/28/2013	71.87
53401300	AWWSC Other Ben OPEX	CF	9300010533	2/28/2013	55.60
53401300	AWWSC Other Ben OPEX	CF	9300010534	2/28/2013	637.25
53401300	AWWSC Other Ben OPEX	CF	9300010536	2/28/2013	83.70
53401300	AWWSC Other Ben OPEX	CF	9300010537	2/28/2013	432.38
53401300	AWWSC Other Ben OPEX	CF	9300010538	2/28/2013	166.84
53401300	AWWSC Other Ben OPEX	CF	9300010539	2/28/2013	13.92
53401300	AWWSC Other Ben OPEX	CF	9300010540	2/28/2013	104.88
53401300	AWWSC Other Ben OPEX	CF	9300010541	2/28/2013	157.18
53401300	AWWSC Other Ben OPEX	CF	9300010543	2/28/2013	7.73
53401300	AWWSC Other Ben OPEX	CF	9300010544	2/28/2013	2.79
53401300	AWWSC Other Ben OPEX	CF	9300010545	2/28/2013	2.73
53401300	AWWSC Other Ben OPEX	CF	9300010546	2/28/2013	283.82
53401300	AWWSC Other Ben OPEX	CF	9300010547	2/28/2013	(0.85)
53401300	AWWSC Other Ben OPEX	CF	9300010548	2/28/2013	221.80
53401300	AWWSC Other Ben OPEX	CF	9300010549	2/28/2013	1,544.12
53401300	AWWSC Other Ben OPEX	CF	9300010550	2/28/2013	359.72
53401300	AWWSC Other Ben OPEX	CF	9300010554	2/28/2013	171.73
53401300	AWWSC Other Ben OPEX	CF	9300010555	2/28/2013	67.60
53401300	AWWSC Other Ben OPEX	CF	9300010556	2/28/2013	97.38
53401300	AWWSC Other Ben OPEX	CF	9300010557	2/28/2013	(0.29)
53401300	AWWSC Other Ben OPEX	CF	9300010558	2/28/2013	120.14
53401300	AWWSC Other Ben OPEX	CF	9300010559	2/28/2013	338.64
53401300	AWWSC Other Ben OPEX	CF	9300010560	2/28/2013	5.10
53401300	AWWSC Other Ben OPEX	CF	9300010561	2/28/2013	47.06
53401300	AWWSC Other Ben OPEX	CF	9300010562	2/28/2013	936.15
53401300	AWWSC Other Ben OPEX	CF	9300010563	2/28/2013	5.06
53401300	AWWSC Other Ben OPEX	CF	9300010564	2/28/2013	56.85
53401300	AWWSC Other Ben OPEX	CF	9300010565	2/28/2013	31.96
53401300	AWWSC Other Ben OPEX	CF	9300010566	2/28/2013	(27.82)
53401300	AWWSC Other Ben OPEX	CF	9300010567	2/28/2013	3.10
53401300	AWWSC Other Ben OPEX	CF	9300010647	2/28/2013	10.08
53401300	AWWSC Other Ben OPEX	CF	9300010648	2/28/2013	18.05
53401300	AWWSC Other Ben OPEX	CF	9300010649	2/28/2013	44.14
53401300	AWWSC Other Ben OPEX	CF	9300010650	2/28/2013	43.83

## Kentucky American Water Company

Case No. 2012-00520

Response to PSC DR1, Item 31

Account	Description	Doc Type	Document Number	Posting Date	Amount
53401300	AWWSC Other Ben OPEX	CF	9300010651	2/28/2013	179.06
53401300	AWWSC Other Ben OPEX	CF	9300010652	2/28/2013	87.93
53401300	AWWSC Other Ben OPEX	CF	9300010653	2/28/2013	61.53
53401300	AWWSC Other Ben OPEX	CF	9300010654	2/28/2013	70.84
53401300	AWWSC Other Ben OPEX	CF	9300010655	2/28/2013	1.51
53401300	AWWSC Other Ben OPEX	CF	9300010656	2/28/2013	110.22
53401300	AWWSC Other Ben OPEX	CF	9300010657	2/28/2013	159.33
53401300	AWWSC Other Ben OPEX	CF	9300010658	2/28/2013	171.90
53401300	AWWSC Other Ben OPEX	CF	9300010659	2/28/2013	60.13
53401300	AWWSC Other Ben OPEX	CF	9300010660	2/28/2013	13.72
53401300	AWWSC Other Ben OPEX	CF	9300010661	2/28/2013	4.89
53401300	AWWSC Other Ben OPEX	CF	9300010662	2/28/2013	85.97
53401300	AWWSC Other Ben OPEX	CF	9300010663	2/28/2013	10.23
53401300	AWWSC Other Ben OPEX	CF	9300010664	2/28/2013	34.35
53401300	AWWSC Other Ben OPEX	CF	9300010665	2/28/2013	(0.08)
53401300	AWWSC Other Ben OPEX	CF	9300010666	2/28/2013	26.15
53401300	AWWSC Other Ben OPEX	CF	9300010667	2/28/2013	576.90
53401300	AWWSC Other Ben OPEX	CF	9300010668	2/28/2013	429.11
53401300	AWWSC Other Ben OPEX	CF	9300010669	2/28/2013	0.75
53401400	AWWSC Cont Svcs OPEX	CF	9300010056	2/28/2013	245.89
53401400	AWWSC Cont Svcs OPEX	CF	9300010057	2/28/2013	795.18
53401400	AWWSC Cont Svcs OPEX	CF	9300010063	2/28/2013	784.00
53401400	AWWSC Cont Svcs OPEX	CF	9300010066	2/28/2013	562.32
53401400	AWWSC Cont Svcs OPEX	CF	9300010067	2/28/2013	214.11
53401400	AWWSC Cont Svcs OPEX	CF	9300010077	2/28/2013	20,632.97
53401400	AWWSC Cont Svcs OPEX	CF	9300010078	2/28/2013	364.82
53401400	AWWSC Cont Svcs OPEX	CF	9300010079	2/28/2013	231.19
53401400	AWWSC Cont Svcs OPEX	CF	9300010080	2/28/2013	3,453.80
53401400	AWWSC Cont Svcs OPEX	CF	9300010082	2/28/2013	608.16
53401400	AWWSC Cont Svcs OPEX	CF	9300010083	2/28/2013	62.70
53401400	AWWSC Cont Svcs OPEX	CF	9300010084	2/28/2013	2,686.70
53401400	AWWSC Cont Svcs OPEX	CF	9300010085	2/28/2013	235.68
53401400	AWWSC Cont Svcs OPEX	CF	9300010086	2/28/2013	19.55
53401400	AWWSC Cont Svcs OPEX	CF	9300010088	2/28/2013	441.08
53401400	AWWSC Cont Svcs OPEX	CF	9300010093	2/28/2013	1,032.32
53401400	AWWSC Cont Svcs OPEX	CF	9300010095	2/28/2013	149.58
53401400	AWWSC Cont Svcs OPEX	CF	9300010097	2/28/2013	1,742.12
53401400	AWWSC Cont Svcs OPEX	CF	9300010099	2/28/2013	359.08
53401400	AWWSC Cont Svcs OPEX	CF	9300010100	2/28/2013	3,052.38
53401400	AWWSC Cont Svcs OPEX	CF	9300010102	2/28/2013	176.09
53401400	AWWSC Cont Svcs OPEX	CF	9300010103	2/28/2013	1.35
53401400	AWWSC Cont Svcs OPEX	CF	9300010106	2/28/2013	1,727.84
53401400	AWWSC Cont Svcs OPEX	CF	9300010112	2/28/2013	(470.40)
53401400	AWWSC Cont Svcs OPEX	CF	9300010114	2/28/2013	52.92
53401400	AWWSC Cont Svcs OPEX	CF	9300010115	2/28/2013	5.07
53401400	AWWSC Cont Svcs OPEX	CF	9300010116	2/28/2013	(392.00)
53401400	AWWSC Cont Svcs OPEX	CF	9300010117	2/28/2013	14,050.53
53401400	AWWSC Cont Svcs OPEX	CF	9300010118	2/28/2013	402.92
53401400	AWWSC Cont Svcs OPEX	CF	9300010120	2/28/2013	940.49
53401400	AWWSC Cont Svcs OPEX	CF	9300010128	2/28/2013	77.72
53401400	AWWSC Cont Svcs OPEX	CF	9300010129	2/28/2013	3,501.81
53401400	AWWSC Cont Svcs OPEX	CF	9300010130	2/28/2013	221.12
53401400	AWWSC Cont Svcs OPEX	CF	9300010131	2/28/2013	30.52

## Kentucky American Water Company

Case No. 2012-00520

Response to PSC DR1, Item 31

Account	Description	Doc Type	Document Number	Posting Date	Amount
53401400	AWWSC Cont Svcs OPEX	CF	9300010132	2/28/2013	168.56
53401400	AWWSC Cont Svcs OPEX	CF	9300010134	2/28/2013	422.24
53401400	AWWSC Cont Svcs OPEX	CF	9300010136	2/28/2013	163.96
53401400	AWWSC Cont Svcs OPEX	CF	9300010143	2/28/2013	40.91
53401400	AWWSC Cont Svcs OPEX	CF	9300010145	2/28/2013	937.22
53401400	AWWSC Cont Svcs OPEX	CF	9300010148	2/28/2013	242.63
53401400	AWWSC Cont Svcs OPEX	CF	9300010150	2/28/2013	16.47
53401400	AWWSC Cont Svcs OPEX	CF	9300010151	2/28/2013	(133.26)
53401400	AWWSC Cont Svcs OPEX	CF	9300010154	2/28/2013	160.75
53401400	AWWSC Cont Svcs OPEX	CF	9300010155	2/28/2013	2,190.91
53401400	AWWSC Cont Svcs OPEX	CF	9300010157	2/28/2013	320.05
53401400	AWWSC Cont Svcs OPEX	CF	9300010158	2/28/2013	375.78
53401400	AWWSC Cont Svcs OPEX	CF	9300010159	2/28/2013	918.55
53401400	AWWSC Cont Svcs OPEX	CF	9300010166	2/28/2013	(789.94)
53401400	AWWSC Cont Svcs OPEX	CF	9300010169	2/28/2013	746.76
53401400	AWWSC Cont Svcs OPEX	CF	9300010170	2/28/2013	(2,123.65)
53401400	AWWSC Cont Svcs OPEX	CF	9300010178	2/28/2013	20,080.69
53401400	AWWSC Cont Svcs OPEX	CF	9300010179	2/28/2013	(25.00)
53401400	AWWSC Cont Svcs OPEX	CF	9300010182	2/28/2013	20.04
53401400	AWWSC Cont Svcs OPEX	CF	9300010188	2/28/2013	127.69
53401400	AWWSC Cont Svcs OPEX	CF	9300010189	2/28/2013	(53.63)
53401400	AWWSC Cont Svcs OPEX	CF	9300010190	2/28/2013	5,241.96
53401400	AWWSC Cont Svcs OPEX	CF	9300010192	2/28/2013	213.25
53401400	AWWSC Cont Svcs OPEX	CF	9300010199	2/28/2013	(726.62)
53401400	AWWSC Cont Svcs OPEX	CF	9300010205	2/28/2013	357.53
53401400	AWWSC Cont Svcs OPEX	CF	9300010206	2/28/2013	242.77
53401400	AWWSC Cont Svcs OPEX	CF	9300010208	2/28/2013	1,495.20
53401400	AWWSC Cont Svcs OPEX	CF	9300010215	2/28/2013	(9,382.45)
53401400	AWWSC Cont Svcs OPEX	CF	9300010217	2/28/2013	726.85
53401400	AWWSC Cont Svcs OPEX	CF	9300010218	2/28/2013	1,698.73
53401400	AWWSC Cont Svcs OPEX	CF	9300010224	2/28/2013	876.22
53401400	AWWSC Cont Svcs OPEX	CF	9300010231	2/28/2013	(8,248.90)
53401400	AWWSC Cont Svcs OPEX	CF	9300010234	2/28/2013	1,667.89
53401400	AWWSC Cont Svcs OPEX	CF	9300010444	2/28/2013	120.89
53401400	AWWSC Cont Svcs OPEX	CF	9300010445	2/28/2013	928.87
53401400	AWWSC Cont Svcs OPEX	CF	9300010446	2/28/2013	445.99
53401400	AWWSC Cont Svcs OPEX	CF	9300010448	2/28/2013	466.13
53401400	AWWSC Cont Svcs OPEX	CF	9300010449	2/28/2013	4,252.01
53401400	AWWSC Cont Svcs OPEX	CF	9300010452	2/28/2013	57.59
53401400	AWWSC Cont Svcs OPEX	CF	9300010468	2/28/2013	309.24
53401400	AWWSC Cont Svcs OPEX	CF	9300010469	2/28/2013	2,157.88
53401400	AWWSC Cont Svcs OPEX	CF	9300010470	2/28/2013	(271.26)
53401400	AWWSC Cont Svcs OPEX	CF	9300010471	2/28/2013	2,095.68
53401400	AWWSC Cont Svcs OPEX	CF	9300010472	2/28/2013	(0.55)
53401400	AWWSC Cont Svcs OPEX	CF	9300010473	2/28/2013	4,625.60
53401400	AWWSC Cont Svcs OPEX	CF	9300010476	2/28/2013	236.23
53401400	AWWSC Cont Svcs OPEX	CF	9300010477	2/28/2013	660.61
53401400	AWWSC Cont Svcs OPEX	CF	9300010478	2/28/2013	(17.44)
53401400	AWWSC Cont Svcs OPEX	CF	9300010479	2/28/2013	9.57
53401400	AWWSC Cont Svcs OPEX	CF	9300010494	2/28/2013	283.75
53401400	AWWSC Cont Svcs OPEX	CF	9300010496	2/28/2013	9,057.58
53401400	AWWSC Cont Svcs OPEX	CF	9300010519	2/28/2013	(1,850.65)
53401400	AWWSC Cont Svcs OPEX	CF	9300010524	2/28/2013	1,042.59



Kentucky American Water Company  
Case No. 2012-00520  
Response to PSC DR1, Item 31

Account	Description	Doc Type	Document Number	Posting Date	Amount
53401400	AWWSC Cont Svcs OPEX	CF	9300010530	2/28/2013	244.93
53401400	AWWSC Cont Svcs OPEX	CF	9300010532	2/28/2013	243.06
53401400	AWWSC Cont Svcs OPEX	CF	9300010533	2/28/2013	(58.62)
53401400	AWWSC Cont Svcs OPEX	CF	9300010536	2/28/2013	7,018.73
53401400	AWWSC Cont Svcs OPEX	CF	9300010539	2/28/2013	(3.92)
53401400	AWWSC Cont Svcs OPEX	CF	9300010544	2/28/2013	13.92
53401400	AWWSC Cont Svcs OPEX	CF	9300010558	2/28/2013	667.65
53401400	AWWSC Cont Svcs OPEX	CF	9300010649	2/28/2013	30.37
53401400	AWWSC Cont Svcs OPEX	CF	9300010651	2/28/2013	(7.20)
53401400	AWWSC Cont Svcs OPEX	CF	9300010654	2/28/2013	21.10
53401400	AWWSC Cont Svcs OPEX	CF	9300010655	2/28/2013	405.74
53401400	AWWSC Cont Svcs OPEX	CF	9300010657	2/28/2013	0.89
53401400	AWWSC Cont Svcs OPEX	CF	9300010658	2/28/2013	(634.19)
53401400	AWWSC Cont Svcs OPEX	CF	9300010660	2/28/2013	(3.04)
53401400	AWWSC Cont Svcs OPEX	CF	9300010662	2/28/2013	50.74
53401400	AWWSC Cont Svcs OPEX	CF	9300010666	2/28/2013	5.59
53401500	AWWSC Off Suppl OPEX	CF	9300010056	2/28/2013	(5.48)
53401500	AWWSC Off Suppl OPEX	CF	9300010058	2/28/2013	0.26
53401500	AWWSC Off Suppl OPEX	CF	9300010059	2/28/2013	31.56
53401500	AWWSC Off Suppl OPEX	CF	9300010060	2/28/2013	0.25
53401500	AWWSC Off Suppl OPEX	CF	9300010064	2/28/2013	146.42
53401500	AWWSC Off Suppl OPEX	CF	9300010065	2/28/2013	22.22
53401500	AWWSC Off Suppl OPEX	CF	9300010066	2/28/2013	(3.51)
53401500	AWWSC Off Suppl OPEX	CF	9300010067	2/28/2013	(34.46)
53401500	AWWSC Off Suppl OPEX	CF	9300010068	2/28/2013	(18.44)
53401500	AWWSC Off Suppl OPEX	CF	9300010069	2/28/2013	75.53
53401500	AWWSC Off Suppl OPEX	CF	9300010070	2/28/2013	(25.30)
53401500	AWWSC Off Suppl OPEX	CF	9300010075	2/28/2013	(11.42)
53401500	AWWSC Off Suppl OPEX	CF	9300010076	2/28/2013	95.33
53401500	AWWSC Off Suppl OPEX	CF	9300010077	2/28/2013	21.46
53401500	AWWSC Off Suppl OPEX	CF	9300010078	2/28/2013	6.50
53401500	AWWSC Off Suppl OPEX	CF	9300010080	2/28/2013	11.98
53401500	AWWSC Off Suppl OPEX	CF	9300010081	2/28/2013	30.87
53401500	AWWSC Off Suppl OPEX	CF	9300010083	2/28/2013	5.79
53401500	AWWSC Off Suppl OPEX	CF	9300010084	2/28/2013	(8.30)
53401500	AWWSC Off Suppl OPEX	CF	9300010085	2/28/2013	1.06
53401500	AWWSC Off Suppl OPEX	CF	9300010087	2/28/2013	50.08
53401500	AWWSC Off Suppl OPEX	CF	9300010088	2/28/2013	(118.43)
53401500	AWWSC Off Suppl OPEX	CF	9300010089	2/28/2013	3.71
53401500	AWWSC Off Suppl OPEX	CF	9300010092	2/28/2013	9.52
53401500	AWWSC Off Suppl OPEX	CF	9300010093	2/28/2013	(2.04)
53401500	AWWSC Off Suppl OPEX	CF	9300010094	2/28/2013	19.74
53401500	AWWSC Off Suppl OPEX	CF	9300010095	2/28/2013	25.46
53401500	AWWSC Off Suppl OPEX	CF	9300010096	2/28/2013	(32.17)
53401500	AWWSC Off Suppl OPEX	CF	9300010097	2/28/2013	11.29
53401500	AWWSC Off Suppl OPEX	CF	9300010098	2/28/2013	86.40
53401500	AWWSC Off Suppl OPEX	CF	9300010099	2/28/2013	(87.92)
53401500	AWWSC Off Suppl OPEX	CF	9300010100	2/28/2013	66.61
53401500	AWWSC Off Suppl OPEX	CF	9300010101	2/28/2013	(962.76)
53401500	AWWSC Off Suppl OPEX	CF	9300010102	2/28/2013	331.01
53401500	AWWSC Off Suppl OPEX	CF	9300010103	2/28/2013	(31.80)
53401500	AWWSC Off Suppl OPEX	CF	9300010106	2/28/2013	10.03
53401500	AWWSC Off Suppl OPEX	CF	9300010107	2/28/2013	2.67

## Kentucky American Water Company

Case No. 2012-00520

Response to PSC DR1, Item 31

Account	Description	Doc Type	Document Number	Posting Date	Amount
53401500	AWWSC Off Suppl OPEX	CF	9300010108	2/28/2013	39.25
53401500	AWWSC Off Suppl OPEX	CF	9300010109	2/28/2013	159.82
53401500	AWWSC Off Suppl OPEX	CF	9300010110	2/28/2013	260.42
53401500	AWWSC Off Suppl OPEX	CF	9300010111	2/28/2013	10.68
53401500	AWWSC Off Suppl OPEX	CF	9300010112	2/28/2013	(61.56)
53401500	AWWSC Off Suppl OPEX	CF	9300010113	2/28/2013	(74.42)
53401500	AWWSC Off Suppl OPEX	CF	9300010114	2/28/2013	(7.56)
53401500	AWWSC Off Suppl OPEX	CF	9300010116	2/28/2013	(797.09)
53401500	AWWSC Off Suppl OPEX	CF	9300010118	2/28/2013	1.61
53401500	AWWSC Off Suppl OPEX	CF	9300010119	2/28/2013	58.95
53401500	AWWSC Off Suppl OPEX	CF	9300010120	2/28/2013	112.81
53401500	AWWSC Off Suppl OPEX	CF	9300010121	2/28/2013	(169.43)
53401500	AWWSC Off Suppl OPEX	CF	9300010122	2/28/2013	165.40
53401500	AWWSC Off Suppl OPEX	CF	9300010124	2/28/2013	16.15
53401500	AWWSC Off Suppl OPEX	CF	9300010125	2/28/2013	31.20
53401500	AWWSC Off Suppl OPEX	CF	9300010126	2/28/2013	139.94
53401500	AWWSC Off Suppl OPEX	CF	9300010127	2/28/2013	4.66
53401500	AWWSC Off Suppl OPEX	CF	9300010128	2/28/2013	972.72
53401500	AWWSC Off Suppl OPEX	CF	9300010129	2/28/2013	21.58
53401500	AWWSC Off Suppl OPEX	CF	9300010130	2/28/2013	27.20
53401500	AWWSC Off Suppl OPEX	CF	9300010131	2/28/2013	(23.63)
53401500	AWWSC Off Suppl OPEX	CF	9300010133	2/28/2013	(18.59)
53401500	AWWSC Off Suppl OPEX	CF	9300010135	2/28/2013	49.13
53401500	AWWSC Off Suppl OPEX	CF	9300010136	2/28/2013	120.89
53401500	AWWSC Off Suppl OPEX	CF	9300010137	2/28/2013	(336.68)
53401500	AWWSC Off Suppl OPEX	CF	9300010141	2/28/2013	(48.05)
53401500	AWWSC Off Suppl OPEX	CF	9300010142	2/28/2013	85.88
53401500	AWWSC Off Suppl OPEX	CF	9300010143	2/28/2013	(3.28)
53401500	AWWSC Off Suppl OPEX	CF	9300010144	2/28/2013	(2.88)
53401500	AWWSC Off Suppl OPEX	CF	9300010148	2/28/2013	23.72
53401500	AWWSC Off Suppl OPEX	CF	9300010149	2/28/2013	13.83
53401500	AWWSC Off Suppl OPEX	CF	9300010150	2/28/2013	9.84
53401500	AWWSC Off Suppl OPEX	CF	9300010151	2/28/2013	10.19
53401500	AWWSC Off Suppl OPEX	CF	9300010152	2/28/2013	280.79
53401500	AWWSC Off Suppl OPEX	CF	9300010154	2/28/2013	23.27
53401500	AWWSC Off Suppl OPEX	CF	9300010155	2/28/2013	200.75
53401500	AWWSC Off Suppl OPEX	CF	9300010157	2/28/2013	1.68
53401500	AWWSC Off Suppl OPEX	CF	9300010164	2/28/2013	(1.96)
53401500	AWWSC Off Suppl OPEX	CF	9300010165	2/28/2013	111.70
53401500	AWWSC Off Suppl OPEX	CF	9300010166	2/28/2013	(84.19)
53401500	AWWSC Off Suppl OPEX	CF	9300010167	2/28/2013	8.98
53401500	AWWSC Off Suppl OPEX	CF	9300010169	2/28/2013	17.25
53401500	AWWSC Off Suppl OPEX	CF	9300010171	2/28/2013	14.34
53401500	AWWSC Off Suppl OPEX	CF	9300010174	2/28/2013	2.77
53401500	AWWSC Off Suppl OPEX	CF	9300010175	2/28/2013	(8.50)
53401500	AWWSC Off Suppl OPEX	CF	9300010178	2/28/2013	(184.70)
53401500	AWWSC Off Suppl OPEX	CF	9300010185	2/28/2013	(14.35)
53401500	AWWSC Off Suppl OPEX	CF	9300010186	2/28/2013	46.23
53401500	AWWSC Off Suppl OPEX	CF	9300010187	2/28/2013	(0.61)
53401500	AWWSC Off Suppl OPEX	CF	9300010188	2/28/2013	938.13
53401500	AWWSC Off Suppl OPEX	CF	9300010189	2/28/2013	83.35
53401500	AWWSC Off Suppl OPEX	CF	9300010190	2/28/2013	192.63
53401500	AWWSC Off Suppl OPEX	CF	9300010191	2/28/2013	15.23

## Kentucky American Water Company

Case No. 2012-00520

Response to PSC DR1, Item 31

Account	Description	Doc Type	Document Number	Posting Date	Amount
53401500	AWWSC Off Suppl OPEX	CF	9300010192	2/28/2013	194.18
53401500	AWWSC Off Suppl OPEX	CF	9300010193	2/28/2013	13.34
53401500	AWWSC Off Suppl OPEX	CF	9300010198	2/28/2013	105.37
53401500	AWWSC Off Suppl OPEX	CF	9300010202	2/28/2013	151.84
53401500	AWWSC Off Suppl OPEX	CF	9300010203	2/28/2013	(22.57)
53401500	AWWSC Off Suppl OPEX	CF	9300010205	2/28/2013	179.93
53401500	AWWSC Off Suppl OPEX	CF	9300010206	2/28/2013	129.98
53401500	AWWSC Off Suppl OPEX	CF	9300010208	2/28/2013	4.01
53401500	AWWSC Off Suppl OPEX	CF	9300010215	2/28/2013	24.47
53401500	AWWSC Off Suppl OPEX	CF	9300010217	2/28/2013	17,444.00
53401500	AWWSC Off Suppl OPEX	CF	9300010218	2/28/2013	1,123.79
53401500	AWWSC Off Suppl OPEX	CF	9300010224	2/28/2013	133.87
53401500	AWWSC Off Suppl OPEX	CF	9300010445	2/28/2013	571.01
53401500	AWWSC Off Suppl OPEX	CF	9300010446	2/28/2013	160.25
53401500	AWWSC Off Suppl OPEX	CF	9300010449	2/28/2013	37.07
53401500	AWWSC Off Suppl OPEX	CF	9300010452	2/28/2013	27.56
53401500	AWWSC Off Suppl OPEX	CF	9300010461	2/28/2013	128.47
53401500	AWWSC Off Suppl OPEX	CF	9300010464	2/28/2013	(22.60)
53401500	AWWSC Off Suppl OPEX	CF	9300010467	2/28/2013	176.40
53401500	AWWSC Off Suppl OPEX	CF	9300010468	2/28/2013	8.49
53401500	AWWSC Off Suppl OPEX	CF	9300010469	2/28/2013	113.17
53401500	AWWSC Off Suppl OPEX	CF	9300010470	2/28/2013	184.17
53401500	AWWSC Off Suppl OPEX	CF	9300010471	2/28/2013	64.27
53401500	AWWSC Off Suppl OPEX	CF	9300010472	2/28/2013	(273.84)
53401500	AWWSC Off Suppl OPEX	CF	9300010473	2/28/2013	176.95
53401500	AWWSC Off Suppl OPEX	CF	9300010474	2/28/2013	31.30
53401500	AWWSC Off Suppl OPEX	CF	9300010476	2/28/2013	(37.38)
53401500	AWWSC Off Suppl OPEX	CF	9300010477	2/28/2013	37.78
53401500	AWWSC Off Suppl OPEX	CF	9300010478	2/28/2013	227.08
53401500	AWWSC Off Suppl OPEX	CF	9300010479	2/28/2013	112.93
53401500	AWWSC Off Suppl OPEX	CF	9300010480	2/28/2013	100.49
53401500	AWWSC Off Suppl OPEX	CF	9300010486	2/28/2013	34.51
53401500	AWWSC Off Suppl OPEX	CF	9300010489	2/28/2013	66.30
53401500	AWWSC Off Suppl OPEX	CF	9300010492	2/28/2013	22.53
53401500	AWWSC Off Suppl OPEX	CF	9300010511	2/28/2013	5.07
53401500	AWWSC Off Suppl OPEX	CF	9300010512	2/28/2013	125.82
53401500	AWWSC Off Suppl OPEX	CF	9300010513	2/28/2013	277.96
53401500	AWWSC Off Suppl OPEX	CF	9300010514	2/28/2013	169.73
53401500	AWWSC Off Suppl OPEX	CF	9300010519	2/28/2013	1,780.44
53401500	AWWSC Off Suppl OPEX	CF	9300010521	2/28/2013	255.53
53401500	AWWSC Off Suppl OPEX	CF	9300010523	2/28/2013	348.00
53401500	AWWSC Off Suppl OPEX	CF	9300010525	2/28/2013	(1.32)
53401500	AWWSC Off Suppl OPEX	CF	9300010526	2/28/2013	(6.41)
53401500	AWWSC Off Suppl OPEX	CF	9300010528	2/28/2013	3.97
53401500	AWWSC Off Suppl OPEX	CF	9300010530	2/28/2013	341.68
53401500	AWWSC Off Suppl OPEX	CF	9300010532	2/28/2013	1.27
53401500	AWWSC Off Suppl OPEX	CF	9300010533	2/28/2013	445.91
53401500	AWWSC Off Suppl OPEX	CF	9300010534	2/28/2013	806.99
53401500	AWWSC Off Suppl OPEX	CF	9300010539	2/28/2013	186.50
53401500	AWWSC Off Suppl OPEX	CF	9300010541	2/28/2013	(53.27)
53401500	AWWSC Off Suppl OPEX	CF	9300010544	2/28/2013	3.70
53401500	AWWSC Off Suppl OPEX	CF	9300010545	2/28/2013	10.19
53401500	AWWSC Off Suppl OPEX	CF	9300010550	2/28/2013	383.16

## Kentucky American Water Company

Case No. 2012-00520

Response to PSC DR1, Item 31

Account	Description	Doc Type	Document Number	Posting Date	Amount
53401500	AWWSC Off Suppl OPEX	CF	9300010562	2/28/2013	1,076.62
53401500	AWWSC Off Suppl OPEX	CF	9300010647	2/28/2013	8.84
53401500	AWWSC Off Suppl OPEX	CF	9300010648	2/28/2013	19.38
53401500	AWWSC Off Suppl OPEX	CF	9300010649	2/28/2013	226.82
53401500	AWWSC Off Suppl OPEX	CF	9300010650	2/28/2013	(8.74)
53401500	AWWSC Off Suppl OPEX	CF	9300010651	2/28/2013	93.54
53401500	AWWSC Off Suppl OPEX	CF	9300010652	2/28/2013	(37.30)
53401500	AWWSC Off Suppl OPEX	CF	9300010653	2/28/2013	2.59
53401500	AWWSC Off Suppl OPEX	CF	9300010654	2/28/2013	40.16
53401500	AWWSC Off Suppl OPEX	CF	9300010655	2/28/2013	1,473.72
53401500	AWWSC Off Suppl OPEX	CF	9300010656	2/28/2013	12.01
53401500	AWWSC Off Suppl OPEX	CF	9300010657	2/28/2013	(12.75)
53401500	AWWSC Off Suppl OPEX	CF	9300010658	2/28/2013	849.48
53401500	AWWSC Off Suppl OPEX	CF	9300010660	2/28/2013	279.52
53401500	AWWSC Off Suppl OPEX	CF	9300010661	2/28/2013	1.16
53401500	AWWSC Off Suppl OPEX	CF	9300010662	2/28/2013	519.58
53401500	AWWSC Off Suppl OPEX	CF	9300010663	2/28/2013	3.61
53401500	AWWSC Off Suppl OPEX	CF	9300010664	2/28/2013	264.90
53401500	AWWSC Off Suppl OPEX	CF	9300010665	2/28/2013	2.07
53401500	AWWSC Off Suppl OPEX	CF	9300010666	2/28/2013	69.55
53401500	AWWSC Off Suppl OPEX	CF	9300010667	2/28/2013	416.74
53401500	AWWSC Off Suppl OPEX	CF	9300010668	2/28/2013	(3.25)
53401500	AWWSC Off Suppl OPEX	CF	9300010669	2/28/2013	(0.07)
53401700	AWWSC Rents OPEX	CF	9300010087	2/28/2013	(297.67)
53401700	AWWSC Rents OPEX	CF	9300010102	2/28/2013	260.49
53401700	AWWSC Rents OPEX	CF	9300010150	2/28/2013	(2.97)
53401700	AWWSC Rents OPEX	CF	9300010513	2/28/2013	24.60
53401700	AWWSC Rents OPEX	CF	9300010519	2/28/2013	59.00
53401700	AWWSC Rents OPEX	CF	9300010523	2/28/2013	(324.03)
53401700	AWWSC Rents OPEX	CF	9300010531	2/28/2013	1,053.31
53401700	AWWSC Rents OPEX	CF	9300010532	2/28/2013	8.41
53401700	AWWSC Rents OPEX	CF	9300010533	2/28/2013	136.20
53401700	AWWSC Rents OPEX	CF	9300010534	2/28/2013	362.65
53401700	AWWSC Rents OPEX	CF	9300010535	2/28/2013	(1,705.16)
53401700	AWWSC Rents OPEX	CF	9300010539	2/28/2013	35.79
53401700	AWWSC Rents OPEX	CF	9300010649	2/28/2013	3,125.21
53401700	AWWSC Rents OPEX	CF	9300010655	2/28/2013	7,235.15
53401700	AWWSC Rents OPEX	CF	9300010657	2/28/2013	794.77
53401700	AWWSC Rents OPEX	CF	9300010658	2/28/2013	2,299.91
53401700	AWWSC Rents OPEX	CF	9300010659	2/28/2013	2,323.97
53401700	AWWSC Rents OPEX	CF	9300010660	2/28/2013	3,689.48
53401700	AWWSC Rents OPEX	CF	9300010661	2/28/2013	920.21
53401700	AWWSC Rents OPEX	CF	9300010662	2/28/2013	1,535.54
53401700	AWWSC Rents OPEX	CF	9300010666	2/28/2013	7.47
53401700	AWWSC Rents OPEX	CF	9300010667	2/28/2013	5,201.51
53401700	AWWSC Rents OPEX	CF	9300010668	2/28/2013	118.30
53401700	AWWSC Rents OPEX	CF	9300010669	2/28/2013	8.60
53401900	AWWSC Maint OPEX	CF	9300010117	2/28/2013	365.05
53401900	AWWSC Maint OPEX	CF	9300010476	2/28/2013	(131.71)
53401900	AWWSC Maint OPEX	CF	9300010483	2/28/2013	239.86
53401900	AWWSC Maint OPEX	CF	9300010519	2/28/2013	651.57
53401900	AWWSC Maint OPEX	CF	9300010661	2/28/2013	8,792.25
53401900	AWWSC Maint OPEX	CF	9300010662	2/28/2013	2,120.62

## Kentucky American Water Company

Case No. 2012-00520

Response to PSC DR1, Item 31

Account	Description	Doc Type	Document Number	Posting Date	Amount
53401900	AWWSC Maint OPEX	CF	9300010663	2/28/2013	7,952.07
53401900	AWWSC Maint OPEX	CF	9300010664	2/28/2013	6,578.12
53401900	AWWSC Maint OPEX	CF	9300010665	2/28/2013	1,720.80
53402100	AWWSC Oth O&M OPEX	CF	9300010056	2/28/2013	(112.38)
53402100	AWWSC Oth O&M OPEX	CF	9300010058	2/28/2013	3.44
53402100	AWWSC Oth O&M OPEX	CF	9300010059	2/28/2013	(580.02)
53402100	AWWSC Oth O&M OPEX	CF	9300010062	2/28/2013	5.06
53402100	AWWSC Oth O&M OPEX	CF	9300010063	2/28/2013	1.20
53402100	AWWSC Oth O&M OPEX	CF	9300010064	2/28/2013	14.20
53402100	AWWSC Oth O&M OPEX	CF	9300010065	2/28/2013	2.35
53402100	AWWSC Oth O&M OPEX	CF	9300010066	2/28/2013	48.80
53402100	AWWSC Oth O&M OPEX	CF	9300010067	2/28/2013	(6.20)
53402100	AWWSC Oth O&M OPEX	CF	9300010069	2/28/2013	16.24
53402100	AWWSC Oth O&M OPEX	CF	9300010070	2/28/2013	16.85
53402100	AWWSC Oth O&M OPEX	CF	9300010071	2/28/2013	0.34
53402100	AWWSC Oth O&M OPEX	CF	9300010072	2/28/2013	(1.92)
53402100	AWWSC Oth O&M OPEX	CF	9300010073	2/28/2013	1.11
53402100	AWWSC Oth O&M OPEX	CF	9300010076	2/28/2013	21.02
53402100	AWWSC Oth O&M OPEX	CF	9300010077	2/28/2013	(758.97)
53402100	AWWSC Oth O&M OPEX	CF	9300010078	2/28/2013	(8.23)
53402100	AWWSC Oth O&M OPEX	CF	9300010079	2/28/2013	(86.66)
53402100	AWWSC Oth O&M OPEX	CF	9300010080	2/28/2013	9.29
53402100	AWWSC Oth O&M OPEX	CF	9300010081	2/28/2013	31.37
53402100	AWWSC Oth O&M OPEX	CF	9300010082	2/28/2013	(3.70)
53402100	AWWSC Oth O&M OPEX	CF	9300010083	2/28/2013	34.59
53402100	AWWSC Oth O&M OPEX	CF	9300010084	2/28/2013	28.71
53402100	AWWSC Oth O&M OPEX	CF	9300010085	2/28/2013	10.53
53402100	AWWSC Oth O&M OPEX	CF	9300010087	2/28/2013	606.48
53402100	AWWSC Oth O&M OPEX	CF	9300010088	2/28/2013	28.86
53402100	AWWSC Oth O&M OPEX	CF	9300010089	2/28/2013	(1,645.70)
53402100	AWWSC Oth O&M OPEX	CF	9300010090	2/28/2013	5.07
53402100	AWWSC Oth O&M OPEX	CF	9300010092	2/28/2013	4.63
53402100	AWWSC Oth O&M OPEX	CF	9300010093	2/28/2013	47.74
53402100	AWWSC Oth O&M OPEX	CF	9300010094	2/28/2013	18.87
53402100	AWWSC Oth O&M OPEX	CF	9300010095	2/28/2013	20.98
53402100	AWWSC Oth O&M OPEX	CF	9300010096	2/28/2013	1,785.39
53402100	AWWSC Oth O&M OPEX	CF	9300010097	2/28/2013	62.95
53402100	AWWSC Oth O&M OPEX	CF	9300010098	2/28/2013	11.52
53402100	AWWSC Oth O&M OPEX	CF	9300010099	2/28/2013	134.92
53402100	AWWSC Oth O&M OPEX	CF	9300010100	2/28/2013	1,026.05
53402100	AWWSC Oth O&M OPEX	CF	9300010101	2/28/2013	6.72
53402100	AWWSC Oth O&M OPEX	CF	9300010102	2/28/2013	58.13
53402100	AWWSC Oth O&M OPEX	CF	9300010103	2/28/2013	5.23
53402100	AWWSC Oth O&M OPEX	CF	9300010104	2/28/2013	25.39
53402100	AWWSC Oth O&M OPEX	CF	9300010106	2/28/2013	61.85
53402100	AWWSC Oth O&M OPEX	CF	9300010107	2/28/2013	12.04
53402100	AWWSC Oth O&M OPEX	CF	9300010108	2/28/2013	0.69
53402100	AWWSC Oth O&M OPEX	CF	9300010109	2/28/2013	5.98
53402100	AWWSC Oth O&M OPEX	CF	9300010110	2/28/2013	3.45
53402100	AWWSC Oth O&M OPEX	CF	9300010111	2/28/2013	5.83
53402100	AWWSC Oth O&M OPEX	CF	9300010112	2/28/2013	(5.74)
53402100	AWWSC Oth O&M OPEX	CF	9300010113	2/28/2013	(97.49)
53402100	AWWSC Oth O&M OPEX	CF	9300010114	2/28/2013	7.99

## Kentucky American Water Company

Case No. 2012-00520

Response to PSC DR1, Item 31

Account	Description	Doc Type	Document Number	Posting Date	Amount
53402100	AWWSC Oth O&M OPEX	CF	9300010116	2/28/2013	(21.11)
53402100	AWWSC Oth O&M OPEX	CF	9300010118	2/28/2013	26.12
53402100	AWWSC Oth O&M OPEX	CF	9300010119	2/28/2013	15.07
53402100	AWWSC Oth O&M OPEX	CF	9300010120	2/28/2013	33.46
53402100	AWWSC Oth O&M OPEX	CF	9300010121	2/28/2013	(15.72)
53402100	AWWSC Oth O&M OPEX	CF	9300010122	2/28/2013	52.72
53402100	AWWSC Oth O&M OPEX	CF	9300010124	2/28/2013	174.69
53402100	AWWSC Oth O&M OPEX	CF	9300010125	2/28/2013	3.07
53402100	AWWSC Oth O&M OPEX	CF	9300010126	2/28/2013	4.60
53402100	AWWSC Oth O&M OPEX	CF	9300010127	2/28/2013	3.24
53402100	AWWSC Oth O&M OPEX	CF	9300010128	2/28/2013	(722.48)
53402100	AWWSC Oth O&M OPEX	CF	9300010129	2/28/2013	(22.96)
53402100	AWWSC Oth O&M OPEX	CF	9300010130	2/28/2013	18.93
53402100	AWWSC Oth O&M OPEX	CF	9300010131	2/28/2013	(1.47)
53402100	AWWSC Oth O&M OPEX	CF	9300010133	2/28/2013	(94.12)
53402100	AWWSC Oth O&M OPEX	CF	9300010135	2/28/2013	0.67
53402100	AWWSC Oth O&M OPEX	CF	9300010136	2/28/2013	4.94
53402100	AWWSC Oth O&M OPEX	CF	9300010137	2/28/2013	(38.36)
53402100	AWWSC Oth O&M OPEX	CF	9300010139	2/28/2013	2.18
53402100	AWWSC Oth O&M OPEX	CF	9300010142	2/28/2013	2.87
53402100	AWWSC Oth O&M OPEX	CF	9300010144	2/28/2013	494.72
53402100	AWWSC Oth O&M OPEX	CF	9300010148	2/28/2013	1.18
53402100	AWWSC Oth O&M OPEX	CF	9300010149	2/28/2013	(2.77)
53402100	AWWSC Oth O&M OPEX	CF	9300010150	2/28/2013	661.60
53402100	AWWSC Oth O&M OPEX	CF	9300010151	2/28/2013	(0.92)
53402100	AWWSC Oth O&M OPEX	CF	9300010152	2/28/2013	(18.14)
53402100	AWWSC Oth O&M OPEX	CF	9300010154	2/28/2013	13.37
53402100	AWWSC Oth O&M OPEX	CF	9300010155	2/28/2013	84.81
53402100	AWWSC Oth O&M OPEX	CF	9300010157	2/28/2013	0.35
53402100	AWWSC Oth O&M OPEX	CF	9300010165	2/28/2013	21.58
53402100	AWWSC Oth O&M OPEX	CF	9300010166	2/28/2013	8.92
53402100	AWWSC Oth O&M OPEX	CF	9300010169	2/28/2013	18.30
53402100	AWWSC Oth O&M OPEX	CF	9300010173	2/28/2013	6.66
53402100	AWWSC Oth O&M OPEX	CF	9300010174	2/28/2013	5.21
53402100	AWWSC Oth O&M OPEX	CF	9300010175	2/28/2013	(32.55)
53402100	AWWSC Oth O&M OPEX	CF	9300010178	2/28/2013	41.25
53402100	AWWSC Oth O&M OPEX	CF	9300010179	2/28/2013	75.77
53402100	AWWSC Oth O&M OPEX	CF	9300010180	2/28/2013	2.68
53402100	AWWSC Oth O&M OPEX	CF	9300010181	2/28/2013	9.36
53402100	AWWSC Oth O&M OPEX	CF	9300010182	2/28/2013	10.85
53402100	AWWSC Oth O&M OPEX	CF	9300010183	2/28/2013	0.90
53402100	AWWSC Oth O&M OPEX	CF	9300010184	2/28/2013	14.57
53402100	AWWSC Oth O&M OPEX	CF	9300010186	2/28/2013	5.56
53402100	AWWSC Oth O&M OPEX	CF	9300010187	2/28/2013	9.91
53402100	AWWSC Oth O&M OPEX	CF	9300010188	2/28/2013	37.78
53402100	AWWSC Oth O&M OPEX	CF	9300010189	2/28/2013	379.88
53402100	AWWSC Oth O&M OPEX	CF	9300010190	2/28/2013	37.42
53402100	AWWSC Oth O&M OPEX	CF	9300010192	2/28/2013	(12.28)
53402100	AWWSC Oth O&M OPEX	CF	9300010195	2/28/2013	169.50
53402100	AWWSC Oth O&M OPEX	CF	9300010198	2/28/2013	60.70
53402100	AWWSC Oth O&M OPEX	CF	9300010199	2/28/2013	(0.87)
53402100	AWWSC Oth O&M OPEX	CF	9300010201	2/28/2013	146.22
53402100	AWWSC Oth O&M OPEX	CF	9300010202	2/28/2013	23.44

## Kentucky American Water Company

Case No. 2012-00520

Response to PSC DR1, Item 31

Account	Description	Doc Type	Document Number	Posting Date	Amount
53402100	AWWSC Oth O&M OPEX	CF	9300010204	2/28/2013	19.90
53402100	AWWSC Oth O&M OPEX	CF	9300010205	2/28/2013	24.99
53402100	AWWSC Oth O&M OPEX	CF	9300010206	2/28/2013	528.32
53402100	AWWSC Oth O&M OPEX	CF	9300010208	2/28/2013	0.44
53402100	AWWSC Oth O&M OPEX	CF	9300010215	2/28/2013	410.19
53402100	AWWSC Oth O&M OPEX	CF	9300010217	2/28/2013	(5.68)
53402100	AWWSC Oth O&M OPEX	CF	9300010218	2/28/2013	41.58
53402100	AWWSC Oth O&M OPEX	CF	9300010219	2/28/2013	106.80
53402100	AWWSC Oth O&M OPEX	CF	9300010224	2/28/2013	473.50
53402100	AWWSC Oth O&M OPEX	CF	9300010225	2/28/2013	17.83
53402100	AWWSC Oth O&M OPEX	CF	9300010234	2/28/2013	6.44
53402100	AWWSC Oth O&M OPEX	CF	9300010445	2/28/2013	4.80
53402100	AWWSC Oth O&M OPEX	CF	9300010446	2/28/2013	10.78
53402100	AWWSC Oth O&M OPEX	CF	9300010447	2/28/2013	(0.33)
53402100	AWWSC Oth O&M OPEX	CF	9300010448	2/28/2013	17.30
53402100	AWWSC Oth O&M OPEX	CF	9300010449	2/28/2013	10.08
53402100	AWWSC Oth O&M OPEX	CF	9300010452	2/28/2013	26.34
53402100	AWWSC Oth O&M OPEX	CF	9300010460	2/28/2013	2.17
53402100	AWWSC Oth O&M OPEX	CF	9300010461	2/28/2013	(3.67)
53402100	AWWSC Oth O&M OPEX	CF	9300010462	2/28/2013	(2.21)
53402100	AWWSC Oth O&M OPEX	CF	9300010463	2/28/2013	12.25
53402100	AWWSC Oth O&M OPEX	CF	9300010464	2/28/2013	10.02
53402100	AWWSC Oth O&M OPEX	CF	9300010465	2/28/2013	36.71
53402100	AWWSC Oth O&M OPEX	CF	9300010466	2/28/2013	1.15
53402100	AWWSC Oth O&M OPEX	CF	9300010467	2/28/2013	27.30
53402100	AWWSC Oth O&M OPEX	CF	9300010469	2/28/2013	35.51
53402100	AWWSC Oth O&M OPEX	CF	9300010470	2/28/2013	310.37
53402100	AWWSC Oth O&M OPEX	CF	9300010471	2/28/2013	23.22
53402100	AWWSC Oth O&M OPEX	CF	9300010472	2/28/2013	58.43
53402100	AWWSC Oth O&M OPEX	CF	9300010473	2/28/2013	1,645.65
53402100	AWWSC Oth O&M OPEX	CF	9300010474	2/28/2013	10.33
53402100	AWWSC Oth O&M OPEX	CF	9300010476	2/28/2013	(7.15)
53402100	AWWSC Oth O&M OPEX	CF	9300010477	2/28/2013	(98.06)
53402100	AWWSC Oth O&M OPEX	CF	9300010478	2/28/2013	(197.48)
53402100	AWWSC Oth O&M OPEX	CF	9300010479	2/28/2013	25.79
53402100	AWWSC Oth O&M OPEX	CF	9300010480	2/28/2013	3.24
53402100	AWWSC Oth O&M OPEX	CF	9300010486	2/28/2013	3.72
53402100	AWWSC Oth O&M OPEX	CF	9300010498	2/28/2013	1,092.06
53402100	AWWSC Oth O&M OPEX	CF	9300010499	2/28/2013	0.83
53402100	AWWSC Oth O&M OPEX	CF	9300010508	2/28/2013	(15.49)
53402100	AWWSC Oth O&M OPEX	CF	9300010509	2/28/2013	6.03
53402100	AWWSC Oth O&M OPEX	CF	9300010510	2/28/2013	4.01
53402100	AWWSC Oth O&M OPEX	CF	9300010512	2/28/2013	123.14
53402100	AWWSC Oth O&M OPEX	CF	9300010513	2/28/2013	329.12
53402100	AWWSC Oth O&M OPEX	CF	9300010514	2/28/2013	75.66
53402100	AWWSC Oth O&M OPEX	CF	9300010519	2/28/2013	1,351.16
53402100	AWWSC Oth O&M OPEX	CF	9300010521	2/28/2013	76.63
53402100	AWWSC Oth O&M OPEX	CF	9300010522	2/28/2013	8.42
53402100	AWWSC Oth O&M OPEX	CF	9300010523	2/28/2013	8.70
53402100	AWWSC Oth O&M OPEX	CF	9300010525	2/28/2013	26.77
53402100	AWWSC Oth O&M OPEX	CF	9300010527	2/28/2013	6.31
53402100	AWWSC Oth O&M OPEX	CF	9300010528	2/28/2013	1.50
53402100	AWWSC Oth O&M OPEX	CF	9300010530	2/28/2013	54.94

## Kentucky American Water Company

Case No. 2012-00520

Response to PSC DR1, Item 31

Account	Description	Doc Type	Document Number	Posting Date	Amount
53402100	AWWSC Oth O&M OPEX	CF	9300010532	2/28/2013	35.58
53402100	AWWSC Oth O&M OPEX	CF	9300010533	2/28/2013	41.34
53402100	AWWSC Oth O&M OPEX	CF	9300010534	2/28/2013	125.04
53402100	AWWSC Oth O&M OPEX	CF	9300010535	2/28/2013	0.25
53402100	AWWSC Oth O&M OPEX	CF	9300010537	2/28/2013	(10.30)
53402100	AWWSC Oth O&M OPEX	CF	9300010538	2/28/2013	3.56
53402100	AWWSC Oth O&M OPEX	CF	9300010539	2/28/2013	(5.73)
53402100	AWWSC Oth O&M OPEX	CF	9300010540	2/28/2013	6.66
53402100	AWWSC Oth O&M OPEX	CF	9300010541	2/28/2013	(26.17)
53402100	AWWSC Oth O&M OPEX	CF	9300010543	2/28/2013	0.57
53402100	AWWSC Oth O&M OPEX	CF	9300010544	2/28/2013	0.83
53402100	AWWSC Oth O&M OPEX	CF	9300010545	2/28/2013	0.30
53402100	AWWSC Oth O&M OPEX	CF	9300010549	2/28/2013	56.83
53402100	AWWSC Oth O&M OPEX	CF	9300010551	2/28/2013	(238.24)
53402100	AWWSC Oth O&M OPEX	CF	9300010552	2/28/2013	2,261.89
53402100	AWWSC Oth O&M OPEX	CF	9300010553	2/28/2013	(2,193.92)
53402100	AWWSC Oth O&M OPEX	CF	9300010647	2/28/2013	148.70
53402100	AWWSC Oth O&M OPEX	CF	9300010648	2/28/2013	(438.62)
53402100	AWWSC Oth O&M OPEX	CF	9300010649	2/28/2013	31.73
53402100	AWWSC Oth O&M OPEX	CF	9300010650	2/28/2013	42.76
53402100	AWWSC Oth O&M OPEX	CF	9300010651	2/28/2013	334.63
53402100	AWWSC Oth O&M OPEX	CF	9300010652	2/28/2013	478.70
53402100	AWWSC Oth O&M OPEX	CF	9300010653	2/28/2013	1,066.90
53402100	AWWSC Oth O&M OPEX	CF	9300010654	2/28/2013	17.40
53402100	AWWSC Oth O&M OPEX	CF	9300010655	2/28/2013	562.02
53402100	AWWSC Oth O&M OPEX	CF	9300010656	2/28/2013	910.45
53402100	AWWSC Oth O&M OPEX	CF	9300010657	2/28/2013	120.73
53402100	AWWSC Oth O&M OPEX	CF	9300010658	2/28/2013	2,924.85
53402100	AWWSC Oth O&M OPEX	CF	9300010659	2/28/2013	1,874.04
53402100	AWWSC Oth O&M OPEX	CF	9300010660	2/28/2013	1,720.11
53402100	AWWSC Oth O&M OPEX	CF	9300010661	2/28/2013	880.84
53402100	AWWSC Oth O&M OPEX	CF	9300010662	2/28/2013	709.23
53402100	AWWSC Oth O&M OPEX	CF	9300010663	2/28/2013	262.67
53402100	AWWSC Oth O&M OPEX	CF	9300010664	2/28/2013	3,677.97
53402100	AWWSC Oth O&M OPEX	CF	9300010665	2/28/2013	353.46
53402100	AWWSC Oth O&M OPEX	CF	9300010666	2/28/2013	616.96
53402100	AWWSC Oth O&M OPEX	CF	9300010667	2/28/2013	2,194.93
53402100	AWWSC Oth O&M OPEX	CF	9300010668	2/28/2013	1,442.08
53402100	AWWSC Oth O&M OPEX	CF	9300010669	2/28/2013	8.22
53402200	AWWSC Dpr/Amrt OPEX	CF	9300010647	2/28/2013	112.84
53402200	AWWSC Dpr/Amrt OPEX	CF	9300010648	2/28/2013	445.78
53402200	AWWSC Dpr/Amrt OPEX	CF	9300010649	2/28/2013	2,638.00
53402200	AWWSC Dpr/Amrt OPEX	CF	9300010652	2/28/2013	38.79
53402200	AWWSC Dpr/Amrt OPEX	CF	9300010655	2/28/2013	984.49
53402200	AWWSC Dpr/Amrt OPEX	CF	9300010656	2/28/2013	26.68
53402200	AWWSC Dpr/Amrt OPEX	CF	9300010657	2/28/2013	502.99
53402200	AWWSC Dpr/Amrt OPEX	CF	9300010658	2/28/2013	1,846.63
53402200	AWWSC Dpr/Amrt OPEX	CF	9300010659	2/28/2013	3,464.37
53402200	AWWSC Dpr/Amrt OPEX	CF	9300010660	2/28/2013	2,972.22
53402200	AWWSC Dpr/Amrt OPEX	CF	9300010661	2/28/2013	63,295.00
53402200	AWWSC Dpr/Amrt OPEX	CF	9300010662	2/28/2013	948.60
53402200	AWWSC Dpr/Amrt OPEX	CF	9300010664	2/28/2013	4,465.46
53402200	AWWSC Dpr/Amrt OPEX	CF	9300010666	2/28/2013	2.28



Kentucky American Water Company  
Case No. 2012-00520  
Response to PSC DR1, Item 31

Account	Description	Doc Type	Document Number	Posting Date	Amount
53402200	AWWSC Dpr/Amrt OPEX	CF	9300010667	2/28/2013	1,885.70
53402200	AWWSC Dpr/Amrt OPEX	CF	9300010668	2/28/2013	1.80
53402300	AWWSC Gen Tax OPEX	CF	9300010055	2/28/2013	(0.72)
53402300	AWWSC Gen Tax OPEX	CF	9300010056	2/28/2013	22.71
53402300	AWWSC Gen Tax OPEX	CF	9300010058	2/28/2013	98.74
53402300	AWWSC Gen Tax OPEX	CF	9300010059	2/28/2013	13.40
53402300	AWWSC Gen Tax OPEX	CF	9300010060	2/28/2013	(0.29)
53402300	AWWSC Gen Tax OPEX	CF	9300010061	2/28/2013	(0.46)
53402300	AWWSC Gen Tax OPEX	CF	9300010062	2/28/2013	8.96
53402300	AWWSC Gen Tax OPEX	CF	9300010064	2/28/2013	61.50
53402300	AWWSC Gen Tax OPEX	CF	9300010065	2/28/2013	128.57
53402300	AWWSC Gen Tax OPEX	CF	9300010066	2/28/2013	106.93
53402300	AWWSC Gen Tax OPEX	CF	9300010067	2/28/2013	85.19
53402300	AWWSC Gen Tax OPEX	CF	9300010076	2/28/2013	(7.16)
53402300	AWWSC Gen Tax OPEX	CF	9300010077	2/28/2013	377.84
53402300	AWWSC Gen Tax OPEX	CF	9300010078	2/28/2013	134.85
53402300	AWWSC Gen Tax OPEX	CF	9300010079	2/28/2013	76.77
53402300	AWWSC Gen Tax OPEX	CF	9300010080	2/28/2013	230.68
53402300	AWWSC Gen Tax OPEX	CF	9300010081	2/28/2013	301.28
53402300	AWWSC Gen Tax OPEX	CF	9300010082	2/28/2013	136.33
53402300	AWWSC Gen Tax OPEX	CF	9300010083	2/28/2013	(40.05)
53402300	AWWSC Gen Tax OPEX	CF	9300010084	2/28/2013	(13.30)
53402300	AWWSC Gen Tax OPEX	CF	9300010085	2/28/2013	13.39
53402300	AWWSC Gen Tax OPEX	CF	9300010086	2/28/2013	(12.01)
53402300	AWWSC Gen Tax OPEX	CF	9300010087	2/28/2013	58.38
53402300	AWWSC Gen Tax OPEX	CF	9300010088	2/28/2013	115.04
53402300	AWWSC Gen Tax OPEX	CF	9300010090	2/28/2013	10.56
53402300	AWWSC Gen Tax OPEX	CF	9300010091	2/28/2013	32.57
53402300	AWWSC Gen Tax OPEX	CF	9300010092	2/28/2013	99.31
53402300	AWWSC Gen Tax OPEX	CF	9300010093	2/28/2013	363.13
53402300	AWWSC Gen Tax OPEX	CF	9300010094	2/28/2013	120.23
53402300	AWWSC Gen Tax OPEX	CF	9300010095	2/28/2013	202.56
53402300	AWWSC Gen Tax OPEX	CF	9300010096	2/28/2013	170.18
53402300	AWWSC Gen Tax OPEX	CF	9300010097	2/28/2013	215.17
53402300	AWWSC Gen Tax OPEX	CF	9300010098	2/28/2013	104.52
53402300	AWWSC Gen Tax OPEX	CF	9300010099	2/28/2013	249.44
53402300	AWWSC Gen Tax OPEX	CF	9300010100	2/28/2013	120.36
53402300	AWWSC Gen Tax OPEX	CF	9300010101	2/28/2013	75.52
53402300	AWWSC Gen Tax OPEX	CF	9300010102	2/28/2013	117.89
53402300	AWWSC Gen Tax OPEX	CF	9300010103	2/28/2013	2.24
53402300	AWWSC Gen Tax OPEX	CF	9300010104	2/28/2013	1.67
53402300	AWWSC Gen Tax OPEX	CF	9300010105	2/28/2013	5.49
53402300	AWWSC Gen Tax OPEX	CF	9300010106	2/28/2013	188.62
53402300	AWWSC Gen Tax OPEX	CF	9300010107	2/28/2013	196.26
53402300	AWWSC Gen Tax OPEX	CF	9300010112	2/28/2013	6.49
53402300	AWWSC Gen Tax OPEX	CF	9300010114	2/28/2013	54.21
53402300	AWWSC Gen Tax OPEX	CF	9300010118	2/28/2013	34.65
53402300	AWWSC Gen Tax OPEX	CF	9300010119	2/28/2013	77.30
53402300	AWWSC Gen Tax OPEX	CF	9300010120	2/28/2013	291.49
53402300	AWWSC Gen Tax OPEX	CF	9300010121	2/28/2013	18.62
53402300	AWWSC Gen Tax OPEX	CF	9300010122	2/28/2013	181.99
53402300	AWWSC Gen Tax OPEX	CF	9300010123	2/28/2013	(22.40)
53402300	AWWSC Gen Tax OPEX	CF	9300010124	2/28/2013	171.87

Kentucky American Water Company  
Case No. 2012-00520  
Response to PSC DR1, Item 31

Account	Description	Doc Type	Document Number	Posting Date	Amount
53402300	AWWSC Gen Tax OPEX	CF	9300010125	2/28/2013	20.44
53402300	AWWSC Gen Tax OPEX	CF	9300010126	2/28/2013	261.03
53402300	AWWSC Gen Tax OPEX	CF	9300010127	2/28/2013	21.74
53402300	AWWSC Gen Tax OPEX	CF	9300010128	2/28/2013	154.77
53402300	AWWSC Gen Tax OPEX	CF	9300010129	2/28/2013	155.08
53402300	AWWSC Gen Tax OPEX	CF	9300010130	2/28/2013	105.70
53402300	AWWSC Gen Tax OPEX	CF	9300010131	2/28/2013	70.34
53402300	AWWSC Gen Tax OPEX	CF	9300010134	2/28/2013	153.63
53402300	AWWSC Gen Tax OPEX	CF	9300010135	2/28/2013	62.79
53402300	AWWSC Gen Tax OPEX	CF	9300010136	2/28/2013	621.68
53402300	AWWSC Gen Tax OPEX	CF	9300010137	2/28/2013	43.31
53402300	AWWSC Gen Tax OPEX	CF	9300010138	2/28/2013	(1.78)
53402300	AWWSC Gen Tax OPEX	CF	9300010140	2/28/2013	9.09
53402300	AWWSC Gen Tax OPEX	CF	9300010141	2/28/2013	163.21
53402300	AWWSC Gen Tax OPEX	CF	9300010142	2/28/2013	32.10
53402300	AWWSC Gen Tax OPEX	CF	9300010143	2/28/2013	27.05
53402300	AWWSC Gen Tax OPEX	CF	9300010144	2/28/2013	41.00
53402300	AWWSC Gen Tax OPEX	CF	9300010145	2/28/2013	32.20
53402300	AWWSC Gen Tax OPEX	CF	9300010146	2/28/2013	10.04
53402300	AWWSC Gen Tax OPEX	CF	9300010147	2/28/2013	301.98
53402300	AWWSC Gen Tax OPEX	CF	9300010148	2/28/2013	45.71
53402300	AWWSC Gen Tax OPEX	CF	9300010149	2/28/2013	193.63
53402300	AWWSC Gen Tax OPEX	CF	9300010150	2/28/2013	216.23
53402300	AWWSC Gen Tax OPEX	CF	9300010151	2/28/2013	(53.44)
53402300	AWWSC Gen Tax OPEX	CF	9300010152	2/28/2013	1,419.19
53402300	AWWSC Gen Tax OPEX	CF	9300010153	2/28/2013	6.15
53402300	AWWSC Gen Tax OPEX	CF	9300010154	2/28/2013	125.18
53402300	AWWSC Gen Tax OPEX	CF	9300010155	2/28/2013	87.35
53402300	AWWSC Gen Tax OPEX	CF	9300010156	2/28/2013	19.49
53402300	AWWSC Gen Tax OPEX	CF	9300010157	2/28/2013	117.12
53402300	AWWSC Gen Tax OPEX	CF	9300010158	2/28/2013	68.19
53402300	AWWSC Gen Tax OPEX	CF	9300010160	2/28/2013	29.22
53402300	AWWSC Gen Tax OPEX	CF	9300010161	2/28/2013	9.67
53402300	AWWSC Gen Tax OPEX	CF	9300010163	2/28/2013	24.80
53402300	AWWSC Gen Tax OPEX	CF	9300010165	2/28/2013	120.19
53402300	AWWSC Gen Tax OPEX	CF	9300010166	2/28/2013	2,649.50
53402300	AWWSC Gen Tax OPEX	CF	9300010168	2/28/2013	9.87
53402300	AWWSC Gen Tax OPEX	CF	9300010169	2/28/2013	1,611.69
53402300	AWWSC Gen Tax OPEX	CF	9300010172	2/28/2013	8.99
53402300	AWWSC Gen Tax OPEX	CF	9300010174	2/28/2013	162.15
53402300	AWWSC Gen Tax OPEX	CF	9300010175	2/28/2013	6.50
53402300	AWWSC Gen Tax OPEX	CF	9300010176	2/28/2013	(0.08)
53402300	AWWSC Gen Tax OPEX	CF	9300010177	2/28/2013	1.53
53402300	AWWSC Gen Tax OPEX	CF	9300010178	2/28/2013	107.04
53402300	AWWSC Gen Tax OPEX	CF	9300010179	2/28/2013	17.07
53402300	AWWSC Gen Tax OPEX	CF	9300010180	2/28/2013	91.98
53402300	AWWSC Gen Tax OPEX	CF	9300010181	2/28/2013	43.94
53402300	AWWSC Gen Tax OPEX	CF	9300010187	2/28/2013	243.01
53402300	AWWSC Gen Tax OPEX	CF	9300010188	2/28/2013	37.99
53402300	AWWSC Gen Tax OPEX	CF	9300010189	2/28/2013	202.35
53402300	AWWSC Gen Tax OPEX	CF	9300010190	2/28/2013	86.24
53402300	AWWSC Gen Tax OPEX	CF	9300010191	2/28/2013	37.17
53402300	AWWSC Gen Tax OPEX	CF	9300010192	2/28/2013	87.91

Kentucky American Water Company  
Case No. 2012-00520  
Response to PSC DR1, Item 31

Account	Description	Doc Type	Document Number	Posting Date	Amount
53402300	AWWSC Gen Tax OPEX	CF	9300010193	2/28/2013	35.47
53402300	AWWSC Gen Tax OPEX	CF	9300010194	2/28/2013	(1.00)
53402300	AWWSC Gen Tax OPEX	CF	9300010196	2/28/2013	4.51
53402300	AWWSC Gen Tax OPEX	CF	9300010197	2/28/2013	(0.90)
53402300	AWWSC Gen Tax OPEX	CF	9300010198	2/28/2013	(91.70)
53402300	AWWSC Gen Tax OPEX	CF	9300010199	2/28/2013	13.03
53402300	AWWSC Gen Tax OPEX	CF	9300010200	2/28/2013	6.80
53402300	AWWSC Gen Tax OPEX	CF	9300010202	2/28/2013	160.15
53402300	AWWSC Gen Tax OPEX	CF	9300010205	2/28/2013	15.56
53402300	AWWSC Gen Tax OPEX	CF	9300010206	2/28/2013	170.51
53402300	AWWSC Gen Tax OPEX	CF	9300010207	2/28/2013	9.88
53402300	AWWSC Gen Tax OPEX	CF	9300010208	2/28/2013	233.85
53402300	AWWSC Gen Tax OPEX	CF	9300010209	2/28/2013	10.20
53402300	AWWSC Gen Tax OPEX	CF	9300010210	2/28/2013	35.80
53402300	AWWSC Gen Tax OPEX	CF	9300010211	2/28/2013	4.26
53402300	AWWSC Gen Tax OPEX	CF	9300010212	2/28/2013	(0.02)
53402300	AWWSC Gen Tax OPEX	CF	9300010213	2/28/2013	39.51
53402300	AWWSC Gen Tax OPEX	CF	9300010214	2/28/2013	24.60
53402300	AWWSC Gen Tax OPEX	CF	9300010215	2/28/2013	422.31
53402300	AWWSC Gen Tax OPEX	CF	9300010216	2/28/2013	23.34
53402300	AWWSC Gen Tax OPEX	CF	9300010218	2/28/2013	65.74
53402300	AWWSC Gen Tax OPEX	CF	9300010220	2/28/2013	7.73
53402300	AWWSC Gen Tax OPEX	CF	9300010221	2/28/2013	9.52
53402300	AWWSC Gen Tax OPEX	CF	9300010222	2/28/2013	20.56
53402300	AWWSC Gen Tax OPEX	CF	9300010223	2/28/2013	14.76
53402300	AWWSC Gen Tax OPEX	CF	9300010224	2/28/2013	156.32
53402300	AWWSC Gen Tax OPEX	CF	9300010226	2/28/2013	0.24
53402300	AWWSC Gen Tax OPEX	CF	9300010227	2/28/2013	134.41
53402300	AWWSC Gen Tax OPEX	CF	9300010228	2/28/2013	13.62
53402300	AWWSC Gen Tax OPEX	CF	9300010229	2/28/2013	6.52
53402300	AWWSC Gen Tax OPEX	CF	9300010230	2/28/2013	0.10
53402300	AWWSC Gen Tax OPEX	CF	9300010232	2/28/2013	(3.45)
53402300	AWWSC Gen Tax OPEX	CF	9300010233	2/28/2013	5.12
53402300	AWWSC Gen Tax OPEX	CF	9300010234	2/28/2013	73.45
53402300	AWWSC Gen Tax OPEX	CF	9300010235	2/28/2013	(2.52)
53402300	AWWSC Gen Tax OPEX	CF	9300010236	2/28/2013	(2.11)
53402300	AWWSC Gen Tax OPEX	CF	9300010445	2/28/2013	56.85
53402300	AWWSC Gen Tax OPEX	CF	9300010446	2/28/2013	41.90
53402300	AWWSC Gen Tax OPEX	CF	9300010448	2/28/2013	231.67
53402300	AWWSC Gen Tax OPEX	CF	9300010449	2/28/2013	57.97
53402300	AWWSC Gen Tax OPEX	CF	9300010450	2/28/2013	0.99
53402300	AWWSC Gen Tax OPEX	CF	9300010451	2/28/2013	20.61
53402300	AWWSC Gen Tax OPEX	CF	9300010452	2/28/2013	136.14
53402300	AWWSC Gen Tax OPEX	CF	9300010467	2/28/2013	(27.97)
53402300	AWWSC Gen Tax OPEX	CF	9300010468	2/28/2013	131.71
53402300	AWWSC Gen Tax OPEX	CF	9300010469	2/28/2013	261.90
53402300	AWWSC Gen Tax OPEX	CF	9300010470	2/28/2013	124.99
53402300	AWWSC Gen Tax OPEX	CF	9300010471	2/28/2013	73.06
53402300	AWWSC Gen Tax OPEX	CF	9300010472	2/28/2013	203.78
53402300	AWWSC Gen Tax OPEX	CF	9300010473	2/28/2013	112.25
53402300	AWWSC Gen Tax OPEX	CF	9300010474	2/28/2013	4.01
53402300	AWWSC Gen Tax OPEX	CF	9300010475	2/28/2013	44.56
53402300	AWWSC Gen Tax OPEX	CF	9300010476	2/28/2013	398.33

Kentucky American Water Company  
Case No. 2012-00520  
Response to PSC DR1, Item 31

Account	Description	Doc Type	Document Number	Posting Date	Amount
53402300	AWWSC Gen Tax OPEX	CF	9300010477	2/28/2013	197.23
53402300	AWWSC Gen Tax OPEX	CF	9300010478	2/28/2013	219.94
53402300	AWWSC Gen Tax OPEX	CF	9300010479	2/28/2013	282.69
53402300	AWWSC Gen Tax OPEX	CF	9300010480	2/28/2013	43.74
53402300	AWWSC Gen Tax OPEX	CF	9300010481	2/28/2013	(102.44)
53402300	AWWSC Gen Tax OPEX	CF	9300010482	2/28/2013	36.00
53402300	AWWSC Gen Tax OPEX	CF	9300010484	2/28/2013	(1.73)
53402300	AWWSC Gen Tax OPEX	CF	9300010485	2/28/2013	(0.10)
53402300	AWWSC Gen Tax OPEX	CF	9300010486	2/28/2013	29.16
53402300	AWWSC Gen Tax OPEX	CF	9300010487	2/28/2013	6.35
53402300	AWWSC Gen Tax OPEX	CF	9300010488	2/28/2013	(0.93)
53402300	AWWSC Gen Tax OPEX	CF	9300010490	2/28/2013	0.23
53402300	AWWSC Gen Tax OPEX	CF	9300010491	2/28/2013	3.47
53402300	AWWSC Gen Tax OPEX	CF	9300010492	2/28/2013	43.86
53402300	AWWSC Gen Tax OPEX	CF	9300010493	2/28/2013	7.47
53402300	AWWSC Gen Tax OPEX	CF	9300010494	2/28/2013	10.91
53402300	AWWSC Gen Tax OPEX	CF	9300010495	2/28/2013	(3.31)
53402300	AWWSC Gen Tax OPEX	CF	9300010497	2/28/2013	17.17
53402300	AWWSC Gen Tax OPEX	CF	9300010499	2/28/2013	31.54
53402300	AWWSC Gen Tax OPEX	CF	9300010500	2/28/2013	1.17
53402300	AWWSC Gen Tax OPEX	CF	9300010501	2/28/2013	1.65
53402300	AWWSC Gen Tax OPEX	CF	9300010507	2/28/2013	16.84
53402300	AWWSC Gen Tax OPEX	CF	9300010510	2/28/2013	5.52
53402300	AWWSC Gen Tax OPEX	CF	9300010511	2/28/2013	19.66
53402300	AWWSC Gen Tax OPEX	CF	9300010512	2/28/2013	53.18
53402300	AWWSC Gen Tax OPEX	CF	9300010513	2/28/2013	998.54
53402300	AWWSC Gen Tax OPEX	CF	9300010514	2/28/2013	226.01
53402300	AWWSC Gen Tax OPEX	CF	9300010515	2/28/2013	60.07
53402300	AWWSC Gen Tax OPEX	CF	9300010516	2/28/2013	(4.69)
53402300	AWWSC Gen Tax OPEX	CF	9300010517	2/28/2013	39.58
53402300	AWWSC Gen Tax OPEX	CF	9300010518	2/28/2013	5.03
53402300	AWWSC Gen Tax OPEX	CF	9300010519	2/28/2013	1,141.46
53402300	AWWSC Gen Tax OPEX	CF	9300010520	2/28/2013	(3.94)
53402300	AWWSC Gen Tax OPEX	CF	9300010521	2/28/2013	233.80
53402300	AWWSC Gen Tax OPEX	CF	9300010522	2/28/2013	165.83
53402300	AWWSC Gen Tax OPEX	CF	9300010523	2/28/2013	246.09
53402300	AWWSC Gen Tax OPEX	CF	9300010524	2/28/2013	137.30
53402300	AWWSC Gen Tax OPEX	CF	9300010525	2/28/2013	50.20
53402300	AWWSC Gen Tax OPEX	CF	9300010528	2/28/2013	14.93
53402300	AWWSC Gen Tax OPEX	CF	9300010529	2/28/2013	47.10
53402300	AWWSC Gen Tax OPEX	CF	9300010530	2/28/2013	369.04
53402300	AWWSC Gen Tax OPEX	CF	9300010532	2/28/2013	199.16
53402300	AWWSC Gen Tax OPEX	CF	9300010533	2/28/2013	162.93
53402300	AWWSC Gen Tax OPEX	CF	9300010534	2/28/2013	(103.97)
53402300	AWWSC Gen Tax OPEX	CF	9300010536	2/28/2013	113.56
53402300	AWWSC Gen Tax OPEX	CF	9300010538	2/28/2013	140.52
53402300	AWWSC Gen Tax OPEX	CF	9300010539	2/28/2013	70.28
53402300	AWWSC Gen Tax OPEX	CF	9300010540	2/28/2013	90.66
53402300	AWWSC Gen Tax OPEX	CF	9300010541	2/28/2013	339.72
53402300	AWWSC Gen Tax OPEX	CF	9300010542	2/28/2013	(147.33)
53402300	AWWSC Gen Tax OPEX	CF	9300010543	2/28/2013	34.55
53402300	AWWSC Gen Tax OPEX	CF	9300010544	2/28/2013	4.54
53402300	AWWSC Gen Tax OPEX	CF	9300010545	2/28/2013	5.98

Kentucky American Water Company  
Case No. 2012-00520  
Response to PSC DR1, Item 31

Account	Description	Doc Type	Document Number	Posting Date	Amount
53402300	AWWSC Gen Tax OPEX	CF	9300010546	2/28/2013	428.55
53402300	AWWSC Gen Tax OPEX	CF	9300010547	2/28/2013	(3.08)
53402300	AWWSC Gen Tax OPEX	CF	9300010548	2/28/2013	222.77
53402300	AWWSC Gen Tax OPEX	CF	9300010549	2/28/2013	2,519.04
53402300	AWWSC Gen Tax OPEX	CF	9300010550	2/28/2013	441.28
53402300	AWWSC Gen Tax OPEX	CF	9300010554	2/28/2013	311.60
53402300	AWWSC Gen Tax OPEX	CF	9300010555	2/28/2013	187.45
53402300	AWWSC Gen Tax OPEX	CF	9300010556	2/28/2013	642.80
53402300	AWWSC Gen Tax OPEX	CF	9300010557	2/28/2013	(1.51)
53402300	AWWSC Gen Tax OPEX	CF	9300010558	2/28/2013	146.28
53402300	AWWSC Gen Tax OPEX	CF	9300010559	2/28/2013	656.39
53402300	AWWSC Gen Tax OPEX	CF	9300010560	2/28/2013	15.04
53402300	AWWSC Gen Tax OPEX	CF	9300010561	2/28/2013	313.84
53402300	AWWSC Gen Tax OPEX	CF	9300010562	2/28/2013	1,093.43
53402300	AWWSC Gen Tax OPEX	CF	9300010563	2/28/2013	12.56
53402300	AWWSC Gen Tax OPEX	CF	9300010564	2/28/2013	266.28
53402300	AWWSC Gen Tax OPEX	CF	9300010565	2/28/2013	152.75
53402300	AWWSC Gen Tax OPEX	CF	9300010566	2/28/2013	(11.74)
53402300	AWWSC Gen Tax OPEX	CF	9300010567	2/28/2013	5.14
53402300	AWWSC Gen Tax OPEX	CF	9300010647	2/28/2013	20.76
53402300	AWWSC Gen Tax OPEX	CF	9300010648	2/28/2013	528.08
53402300	AWWSC Gen Tax OPEX	CF	9300010649	2/28/2013	39.58
53402300	AWWSC Gen Tax OPEX	CF	9300010650	2/28/2013	44.89
53402300	AWWSC Gen Tax OPEX	CF	9300010651	2/28/2013	76.33
53402300	AWWSC Gen Tax OPEX	CF	9300010652	2/28/2013	(476.98)
53402300	AWWSC Gen Tax OPEX	CF	9300010653	2/28/2013	117.59
53402300	AWWSC Gen Tax OPEX	CF	9300010654	2/28/2013	149.01
53402300	AWWSC Gen Tax OPEX	CF	9300010655	2/28/2013	21.20
53402300	AWWSC Gen Tax OPEX	CF	9300010656	2/28/2013	66.16
53402300	AWWSC Gen Tax OPEX	CF	9300010657	2/28/2013	76.85
53402300	AWWSC Gen Tax OPEX	CF	9300010658	2/28/2013	229.48
53402300	AWWSC Gen Tax OPEX	CF	9300010659	2/28/2013	459.36
53402300	AWWSC Gen Tax OPEX	CF	9300010660	2/28/2013	173.28
53402300	AWWSC Gen Tax OPEX	CF	9300010661	2/28/2013	71.38
53402300	AWWSC Gen Tax OPEX	CF	9300010662	2/28/2013	(2.06)
53402300	AWWSC Gen Tax OPEX	CF	9300010663	2/28/2013	1.65
53402300	AWWSC Gen Tax OPEX	CF	9300010664	2/28/2013	19.93
53402300	AWWSC Gen Tax OPEX	CF	9300010665	2/28/2013	0.43
53402300	AWWSC Gen Tax OPEX	CF	9300010666	2/28/2013	70.60
53402300	AWWSC Gen Tax OPEX	CF	9300010667	2/28/2013	278.94
53402300	AWWSC Gen Tax OPEX	CF	9300010668	2/28/2013	47.62
53402300	AWWSC Gen Tax OPEX	CF	9300010669	2/28/2013	0.96
53402400	AWWSC Interest OPEX	CF	9300010519	2/28/2013	28.01
53402400	AWWSC Interest OPEX	CF	9300010534	2/28/2013	65.76
53402400	AWWSC Interest OPEX	CF	9300010648	2/28/2013	(5.33)
53402400	AWWSC Interest OPEX	CF	9300010649	2/28/2013	866.04
53402400	AWWSC Interest OPEX	CF	9300010652	2/28/2013	0.63
53402400	AWWSC Interest OPEX	CF	9300010654	2/28/2013	611.75
53402400	AWWSC Interest OPEX	CF	9300010656	2/28/2013	1.64
53402400	AWWSC Interest OPEX	CF	9300010657	2/28/2013	155.25
53402400	AWWSC Interest OPEX	CF	9300010658	2/28/2013	1,615.50
53402400	AWWSC Interest OPEX	CF	9300010659	2/28/2013	182.98
53402400	AWWSC Interest OPEX	CF	9300010660	2/28/2013	29.34

## Kentucky American Water Company

Case No. 2012-00520

Response to PSC DR1, Item 31

Account	Description	Doc Type	Document Number	Posting Date	Amount
53402400	AWWSC Interest OPEX	CF	9300010661	2/28/2013	485.31
53402400	AWWSC Interest OPEX	CF	9300010662	2/28/2013	4.00
53402400	AWWSC Interest OPEX	CF	9300010664	2/28/2013	306.40
53402400	AWWSC Interest OPEX	CF	9300010666	2/28/2013	3.69
53402400	AWWSC Interest OPEX	CF	9300010667	2/28/2013	286.61
53402400	AWWSC Interest OPEX	CF	9300010668	2/28/2013	3.86
53402500	AWWSC Oth Inc OPEX	CF	9300010089	2/28/2013	1,150.75
53402500	AWWSC Oth Inc OPEX	CF	9300010498	2/28/2013	913.89
53402500	AWWSC Oth Inc OPEX	CF	9300010647	2/28/2013	668.89
53402500	AWWSC Oth Inc OPEX	CF	9300010648	2/28/2013	242.75
53402500	AWWSC Oth Inc OPEX	CF	9300010649	2/28/2013	175.62
53402500	AWWSC Oth Inc OPEX	CF	9300010650	2/28/2013	312.76
53402500	AWWSC Oth Inc OPEX	CF	9300010651	2/28/2013	397.20
53402500	AWWSC Oth Inc OPEX	CF	9300010652	2/28/2013	414.91
53402500	AWWSC Oth Inc OPEX	CF	9300010654	2/28/2013	35.54
53402500	AWWSC Oth Inc OPEX	CF	9300010655	2/28/2013	147.75
53402500	AWWSC Oth Inc OPEX	CF	9300010657	2/28/2013	143.06
53402500	AWWSC Oth Inc OPEX	CF	9300010661	2/28/2013	954.81
53402500	AWWSC Oth Inc OPEX	CF	9300010664	2/28/2013	2.44
53402500	AWWSC Oth Inc OPEX	CF	9300010665	2/28/2013	0.55
53402500	AWWSC Oth Inc OPEX	CF	9300010666	2/28/2013	2.69
53402500	AWWSC Oth Inc OPEX	CF	9300010667	2/28/2013	168.25
53402500	AWWSC Oth Inc OPEX	CF	9300010668	2/28/2013	6.09
53402500	AWWSC Oth Inc OPEX	CF	9300010669	2/28/2013	7.52
53402600	AWWSC Inc Tax OPEX	CF	9300010208	2/28/2013	(22.52)
53402600	AWWSC Inc Tax OPEX	CF	9300010648	2/28/2013	552.26
53481000	AWWSC Services - Labor CAPX	UZ	2000001129	2/28/2013	(30,051.83)
53481000	AWWSC Services - Labor CAPX	UZ	2000001130	2/28/2013	(12,880.79)
53481000	AWWSC Services - Labor CAPX	UZ	2000001132	2/28/2013	(947.70)
53481000	AWWSC Services - Labor CAPX	UZ	2000001133	2/28/2013	(6,288.23)
53481000	AWWSC Services - Labor CAPX	UZ	2000001134	2/28/2013	(448.92)
53481000	AWWSC Services - Labor CAPX	UZ	2000001135	2/28/2013	(2,391.01)
53481000	AWWSC Services - Labor CAPX	CF	9300010238	2/28/2013	5,055.39
53481000	AWWSC Services - Labor CAPX	CF	9300010239	2/28/2013	6,800.68
53481000	AWWSC Services - Labor CAPX	CF	9300010240	2/28/2013	984.26
53481000	AWWSC Services - Labor CAPX	CF	9300010241	2/28/2013	409.20
53481000	AWWSC Services - Labor CAPX	CF	9300010242	2/28/2013	(185.13)
53481000	AWWSC Services - Labor CAPX	CF	9300010243	2/28/2013	789.44
53481000	AWWSC Services - Labor CAPX	CF	9300010244	2/28/2013	8.11
53481000	AWWSC Services - Labor CAPX	CF	9300010245	2/28/2013	364.73
53481000	AWWSC Services - Labor CAPX	CF	9300010246	2/28/2013	(148.41)
53481000	AWWSC Services - Labor CAPX	CF	9300010247	2/28/2013	721.68
53481000	AWWSC Services - Labor CAPX	CF	9300010248	2/28/2013	203.79
53481000	AWWSC Services - Labor CAPX	CF	9300010249	2/28/2013	603.40
53481000	AWWSC Services - Labor CAPX	CF	9300010250	2/28/2013	406.80
53481000	AWWSC Services - Labor CAPX	CF	9300010251	2/28/2013	167.09
53481000	AWWSC Services - Labor CAPX	CF	9300010252	2/28/2013	929.50
53481000	AWWSC Services - Labor CAPX	CF	9300010253	2/28/2013	242.10
53481000	AWWSC Services - Labor CAPX	CF	9300010254	2/28/2013	120.36
53481000	AWWSC Services - Labor CAPX	CF	9300010255	2/28/2013	716.95
53481000	AWWSC Services - Labor CAPX	CF	9300010256	2/28/2013	33.58
53481000	AWWSC Services - Labor CAPX	CF	9300010257	2/28/2013	132.35
53481000	AWWSC Services - Labor CAPX	CF	9300010258	2/28/2013	167.79

## Kentucky American Water Company

Case No. 2012-00520

Response to PSC DR1, Item 31

Account	Description	Doc Type	Document Number	Posting Date	Amount
53481000	AWWSC Services - Labor CAPX	CF	9300010259	2/28/2013	70.65
53481000	AWWSC Services - Labor CAPX	CF	9300010260	2/28/2013	1,168.79
53481000	AWWSC Services - Labor CAPX	CF	9300010261	2/28/2013	199.51
53481000	AWWSC Services - Labor CAPX	CF	9300010262	2/28/2013	(11.48)
53481000	AWWSC Services - Labor CAPX	CF	9300010263	2/28/2013	146.45
53481000	AWWSC Services - Labor CAPX	CF	9300010265	2/28/2013	42.35
53481000	AWWSC Services - Labor CAPX	CF	9300010266	2/28/2013	147.55
53481000	AWWSC Services - Labor CAPX	CF	9300010267	2/28/2013	277.37
53481000	AWWSC Services - Labor CAPX	CF	9300010268	2/28/2013	27.18
53481000	AWWSC Services - Labor CAPX	CF	9300010269	2/28/2013	26.92
53481000	AWWSC Services - Labor CAPX	CF	9300010274	2/28/2013	720.01
53481000	AWWSC Services - Labor CAPX	CF	9300010275	2/28/2013	3.43
53481000	AWWSC Services - Labor CAPX	CF	9300010276	2/28/2013	5,275.36
53481000	AWWSC Services - Labor CAPX	CF	9300010278	2/28/2013	118.61
53481000	AWWSC Services - Labor CAPX	CF	9300010280	2/28/2013	18.77
53481000	AWWSC Services - Labor CAPX	CF	9300010281	2/28/2013	18.77
53481000	AWWSC Services - Labor CAPX	CF	9300010283	2/28/2013	18.78
53481000	AWWSC Services - Labor CAPX	CF	9300010290	2/28/2013	55.83
53481000	AWWSC Services - Labor CAPX	CF	9300010291	2/28/2013	49.39
53481000	AWWSC Services - Labor CAPX	CF	9300010294	2/28/2013	309.58
53481000	AWWSC Services - Labor CAPX	CF	9300010299	2/28/2013	23.61
53481000	AWWSC Services - Labor CAPX	CF	9300010300	2/28/2013	2,308.13
53481000	AWWSC Services - Labor CAPX	CF	9300010302	2/28/2013	3.43
53481000	AWWSC Services - Labor CAPX	CF	9300010304	2/28/2013	281.37
53481000	AWWSC Services - Labor CAPX	CF	9300010305	2/28/2013	(0.75)
53481000	AWWSC Services - Labor CAPX	CF	9300010306	2/28/2013	11.15
53481000	AWWSC Services - Labor CAPX	CF	9300010308	2/28/2013	473.14
53481000	AWWSC Services - Labor CAPX	CF	9300010309	2/28/2013	57.88
53481000	AWWSC Services - Labor CAPX	CF	9300010310	2/28/2013	336.53
53481000	AWWSC Services - Labor CAPX	CF	9300010311	2/28/2013	277.36
53481000	AWWSC Services - Labor CAPX	CF	9300010314	2/28/2013	233.00
53481000	AWWSC Services - Labor CAPX	CF	9300010315	2/28/2013	2.74
53481000	AWWSC Services - Labor CAPX	CF	9300010317	2/28/2013	1.22
53481000	AWWSC Services - Labor CAPX	CF	9300010319	2/28/2013	150.10
53481000	AWWSC Services - Labor CAPX	CF	9300010323	2/28/2013	114.97
53481000	AWWSC Services - Labor CAPX	CF	9300010329	2/28/2013	419.39
53481000	AWWSC Services - Labor CAPX	CF	9300010330	2/28/2013	218.39
53481000	AWWSC Services - Labor CAPX	CF	9300010331	2/28/2013	828.67
53481000	AWWSC Services - Labor CAPX	CF	9300010332	2/28/2013	131.56
53481000	AWWSC Services - Labor CAPX	CF	9300010333	2/28/2013	135.85
53481000	AWWSC Services - Labor CAPX	CF	9300010334	2/28/2013	134.19
53481000	AWWSC Services - Labor CAPX	CF	9300010335	2/28/2013	180.58
53481000	AWWSC Services - Labor CAPX	CF	9300010336	2/28/2013	94.79
53481000	AWWSC Services - Labor CAPX	CF	9300010342	2/28/2013	107.36
53481000	AWWSC Services - Labor CAPX	CF	9300010343	2/28/2013	(39.30)
53481000	AWWSC Services - Labor CAPX	CF	9300010345	2/28/2013	556.02
53481000	AWWSC Services - Labor CAPX	CF	9300010346	2/28/2013	177.96
53481000	AWWSC Services - Labor CAPX	CF	9300010347	2/28/2013	2.54
53481000	AWWSC Services - Labor CAPX	CF	9300010348	2/28/2013	1.75
53481000	AWWSC Services - Labor CAPX	CF	9300010350	2/28/2013	702.26
53481000	AWWSC Services - Labor CAPX	CF	9300010352	2/28/2013	281.37
53481000	AWWSC Services - Labor CAPX	CF	9300010353	2/28/2013	118.61
53481000	AWWSC Services - Labor CAPX	CF	9300010354	2/28/2013	593.26

## Kentucky American Water Company

Case No. 2012-00520

Response to PSC DR1, Item 31

Account	Description	Doc Type	Document Number	Posting Date	Amount
53481000	AWWSC Services - Labor CAPX	CF	9300010355	2/28/2013	3,111.78
53481000	AWWSC Services - Labor CAPX	CF	9300010356	2/28/2013	317.97
53481000	AWWSC Services - Labor CAPX	CF	9300010358	2/28/2013	217.03
53481000	AWWSC Services - Labor CAPX	CF	9300010359	2/28/2013	314.44
53481000	AWWSC Services - Labor CAPX	CF	9300010361	2/28/2013	111.91
53481000	AWWSC Services - Labor CAPX	CF	9300010362	2/28/2013	595.41
53481000	AWWSC Services - Labor CAPX	CF	9300010363	2/28/2013	17.22
53481000	AWWSC Services - Labor CAPX	CF	9300010366	2/28/2013	127.17
53481000	AWWSC Services - Labor CAPX	CF	9300010368	2/28/2013	724.93
53481000	AWWSC Services - Labor CAPX	CF	9300010370	2/28/2013	693.49
53481000	AWWSC Services - Labor CAPX	CF	9300010372	2/28/2013	3.43
53481000	AWWSC Services - Labor CAPX	CF	9300010373	2/28/2013	55.12
53481000	AWWSC Services - Labor CAPX	CF	9300010376	2/28/2013	(25.56)
53481000	AWWSC Services - Labor CAPX	CF	9300010380	2/28/2013	20.99
53481000	AWWSC Services - Labor CAPX	CF	9300010381	2/28/2013	155.49
53481000	AWWSC Services - Labor CAPX	CF	9300010382	2/28/2013	4,658.78
53481000	AWWSC Services - Labor CAPX	CF	9300010383	2/28/2013	259.89
53481000	AWWSC Services - Labor CAPX	CF	9300010384	2/28/2013	441.38
53481000	AWWSC Services - Labor CAPX	CF	9300010386	2/28/2013	1.32
53481000	AWWSC Services - Labor CAPX	CF	9300010388	2/28/2013	57.89
53481000	AWWSC Services - Labor CAPX	CF	9300010389	2/28/2013	1.80
53481000	AWWSC Services - Labor CAPX	CF	9300010390	2/28/2013	404.36
53481000	AWWSC Services - Labor CAPX	CF	9300010391	2/28/2013	22.13
53481000	AWWSC Services - Labor CAPX	CF	9300010392	2/28/2013	4.73
53481000	AWWSC Services - Labor CAPX	CF	9300010393	2/28/2013	58.04
53481000	AWWSC Services - Labor CAPX	CF	9300010396	2/28/2013	211.79
53481000	AWWSC Services - Labor CAPX	CF	9300010397	2/28/2013	57.89
53481000	AWWSC Services - Labor CAPX	CF	9300010398	2/28/2013	(11.48)
53481000	AWWSC Services - Labor CAPX	CF	9300010399	2/28/2013	716.66
53481000	AWWSC Services - Labor CAPX	CF	9300010400	2/28/2013	704.24
53481000	AWWSC Services - Labor CAPX	CF	9300010401	2/28/2013	1,523.24
53481000	AWWSC Services - Labor CAPX	CF	9300010402	2/28/2013	57.89
53481000	AWWSC Services - Labor CAPX	CF	9300010403	2/28/2013	57.89
53481000	AWWSC Services - Labor CAPX	CF	9300010404	2/28/2013	57.89
53481000	AWWSC Services - Labor CAPX	CF	9300010405	2/28/2013	27.18
53481000	AWWSC Services - Labor CAPX	CF	9300010406	2/28/2013	27.18
53481000	AWWSC Services - Labor CAPX	CF	9300010413	2/28/2013	3,101.02
53481000	AWWSC Services - Labor CAPX	CF	9300010415	2/28/2013	692.63
53481000	AWWSC Services - Labor CAPX	CF	9300010416	2/28/2013	27.36
53481000	AWWSC Services - Labor CAPX	CF	9300010419	2/28/2013	796.81
53481000	AWWSC Services - Labor CAPX	CF	9300010422	2/28/2013	(14.13)
53481000	AWWSC Services - Labor CAPX	CF	9300010424	2/28/2013	937.35
53481000	AWWSC Services - Labor CAPX	CF	9300010429	2/28/2013	382.55
53481000	AWWSC Services - Labor CAPX	CF	9300010434	2/28/2013	978.76
53481000	AWWSC Services - Labor CAPX	CF	9300010435	2/28/2013	49.52
53481000	AWWSC Services - Labor CAPX	CF	9300010436	2/28/2013	(39.30)
53481000	AWWSC Services - Labor CAPX	CF	9300010438	2/28/2013	259.56
53481000	AWWSC Services - Labor CAPX	CF	9300010441	2/28/2013	20.99
53481000	AWWSC Services - Labor CAPX	CF	9300010453	2/28/2013	917.16
53481000	AWWSC Services - Labor CAPX	CF	9300010454	2/28/2013	550.45
53481000	AWWSC Services - Labor CAPX	CF	9300010455	2/28/2013	368.38
53481000	AWWSC Services - Labor CAPX	CF	9300010456	2/28/2013	2,259.81
53481000	AWWSC Services - Labor CAPX	CF	9300010457	2/28/2013	222.77



## Kentucky American Water Company

Case No. 2012-00520

Response to PSC DR1, Item 31

Account	Description	Doc Type	Document Number	Posting Date	Amount
53481000	AWWSC Services - Labor CAPX	CF	9300010458	2/28/2013	184.72
53481000	AWWSC Services - Labor CAPX	CF	9300010459	2/28/2013	23.00
53481000	AWWSC Services - Labor CAPX	CF	9300010502	2/28/2013	2,178.37
53481000	AWWSC Services - Labor CAPX	CF	9300010503	2/28/2013	1,416.11
53481000	AWWSC Services - Labor CAPX	CF	9300010504	2/28/2013	6,948.64
53481000	AWWSC Services - Labor CAPX	CF	9300010505	2/28/2013	10,395.99
53481000	AWWSC Services - Labor CAPX	CF	9300010568	2/28/2013	2.78
53481000	AWWSC Services - Labor CAPX	CF	9300010569	2/28/2013	2.95
53481000	AWWSC Services - Labor CAPX	CF	9300010571	2/28/2013	5.41
53481000	AWWSC Services - Labor CAPX	CF	9300010573	2/28/2013	17.69
53481000	AWWSC Services - Labor CAPX	CF	9300010574	2/28/2013	2.81
53481000	AWWSC Services - Labor CAPX	CF	9300010575	2/28/2013	4.65
53481000	AWWSC Services - Labor CAPX	CF	9300010576	2/28/2013	317.76
53481000	AWWSC Services - Labor CAPX	CF	9300010577	2/28/2013	30.00
53481000	AWWSC Services - Labor CAPX	CF	9300010578	2/28/2013	324.96
53481000	AWWSC Services - Labor CAPX	CF	9300010579	2/28/2013	64.64
53481000	AWWSC Services - Labor CAPX	CF	9300010580	2/28/2013	21.76
53481000	AWWSC Services - Labor CAPX	CF	9300010581	2/28/2013	160.93
53481000	AWWSC Services - Labor CAPX	CF	9300010582	2/28/2013	116.35
53481000	AWWSC Services - Labor CAPX	CF	9300010583	2/28/2013	515.80
53481000	AWWSC Services - Labor CAPX	CF	9300010584	2/28/2013	181.29
53481000	AWWSC Services - Labor CAPX	CF	9300010585	2/28/2013	386.97
53481000	AWWSC Services - Labor CAPX	CF	9300010586	2/28/2013	1.85
53481000	AWWSC Services - Labor CAPX	CF	9300010587	2/28/2013	1.61
53481000	AWWSC Services - Labor CAPX	CF	9300010600	2/28/2013	102.95
53481000	AWWSC Services - Labor CAPX	CF	9300010616	2/28/2013	5,195.03
53481000	AWWSC Services - Labor CAPX	CF	9300010617	2/28/2013	4,453.42
53481000	AWWSC Services - Labor CAPX	CF	9300010642	2/28/2013	49.71
53481000	AWWSC Services - Labor CAPX	CF	9300010643	2/28/2013	9.72
53481000	AWWSC Services - Labor CAPX	CF	9300010644	2/28/2013	27.49
53481000	AWWSC Services - Labor CAPX	CF	9300010645	2/28/2013	100.64
53481000	AWWSC Services - Labor CAPX	UT	9300010670	2/28/2013	(25,761.39)
53481000	AWWSC Services - Labor CAPX	UT	9300010671	2/28/2013	185.13
53481000	AWWSC Services - Labor CAPX	UT	9300010672	2/28/2013	(7,243.56)
53481000	AWWSC Services - Labor CAPX	UT	9300010673	2/28/2013	(10,837.51)
53481100	AWWSC Services - Pension CAPX	UZ	2000001132	2/28/2013	(433.46)
53481100	AWWSC Services - Pension CAPX	UZ	2000001133	2/28/2013	(1,811.10)
53481100	AWWSC Services - Pension CAPX	UZ	2000001135	2/28/2013	(1,557.26)
53481100	AWWSC Services - Pension CAPX	CF	9300010568	2/28/2013	2.08
53481100	AWWSC Services - Pension CAPX	CF	9300010569	2/28/2013	19.42
53481100	AWWSC Services - Pension CAPX	CF	9300010570	2/28/2013	7.05
53481100	AWWSC Services - Pension CAPX	CF	9300010571	2/28/2013	13.20
53481100	AWWSC Services - Pension CAPX	CF	9300010572	2/28/2013	15.28
53481100	AWWSC Services - Pension CAPX	CF	9300010573	2/28/2013	1.11
53481100	AWWSC Services - Pension CAPX	CF	9300010574	2/28/2013	8.11
53481100	AWWSC Services - Pension CAPX	CF	9300010575	2/28/2013	17.60
53481100	AWWSC Services - Pension CAPX	CF	9300010576	2/28/2013	5.73
53481100	AWWSC Services - Pension CAPX	CF	9300010577	2/28/2013	25.44
53481100	AWWSC Services - Pension CAPX	CF	9300010578	2/28/2013	1,454.09
53481100	AWWSC Services - Pension CAPX	CF	9300010579	2/28/2013	392.66
53481100	AWWSC Services - Pension CAPX	CF	9300010580	2/28/2013	157.46
53481100	AWWSC Services - Pension CAPX	CF	9300010581	2/28/2013	461.22
53481100	AWWSC Services - Pension CAPX	CF	9300010582	2/28/2013	737.77

## Kentucky American Water Company

Case No. 2012-00520

Response to PSC DR1, Item 31

Account	Description	Doc Type	Document Number	Posting Date	Amount
53481100	AWWSC Services - Pension CAP\CF		9300010583	2/28/2013	443.38
53481100	AWWSC Services - Pension CAP\CF		9300010584	2/28/2013	790.00
53481100	AWWSC Services - Pension CAP\CF		9300010585	2/28/2013	219.29
53481100	AWWSC Services - Pension CAP\CF		9300010587	2/28/2013	25.92
53481100	AWWSC Services - Pension CAP\CF		9300010589	2/28/2013	585.12
53481100	AWWSC Services - Pension CAP\CF		9300010597	2/28/2013	453.06
53481100	AWWSC Services - Pension CAP\CF		9300010604	2/28/2013	4.05
53481100	AWWSC Services - Pension CAP\CF		9300010605	2/28/2013	523.65
53481100	AWWSC Services - Pension CAP\CF		9300010612	2/28/2013	536.31
53481100	AWWSC Services - Pension CAP\CF		9300010619	2/28/2013	410.09
53481100	AWWSC Services - Pension CAP\CF		9300010630	2/28/2013	626.35
53481100	AWWSC Services - Pension CAP\CF		9300010642	2/28/2013	226.02
53481100	AWWSC Services - Pension CAP\CF		9300010643	2/28/2013	221.84
53481100	AWWSC Services - Pension CAP\CF		9300010644	2/28/2013	730.91
53481100	AWWSC Services - Pension CAP\CF		9300010645	2/28/2013	315.83
53481100	AWWSC Services - Pension CAP\CF		9300010646	2/28/2013	116.56
53481100	AWWSC Services - Pension CAP\UT		9300010670	2/28/2013	(3,758.23)
53481100	AWWSC Services - Pension CAP\UT		9300010672	2/28/2013	(795.54)
53481100	AWWSC Services - Pension CAP\UT		9300010673	2/28/2013	(1,191.01)
53481200	AWWSC Services - Group Ins CA UZ		2000001129	2/28/2013	(1,488.75)
53481200	AWWSC Services - Group Ins CA UZ		2000001130	2/28/2013	(3,167.08)
53481200	AWWSC Services - Group Ins CA UZ		2000001132	2/28/2013	(33.50)
53481200	AWWSC Services - Group Ins CA UZ		2000001133	2/28/2013	(232.32)
53481200	AWWSC Services - Group Ins CA UZ		2000001134	2/28/2013	(13.39)
53481200	AWWSC Services - Group Ins CA UZ		2000001135	2/28/2013	(619.05)
53481200	AWWSC Services - Group Ins CA CF		9300010238	2/28/2013	344.45
53481200	AWWSC Services - Group Ins CA CF		9300010239	2/28/2013	376.98
53481200	AWWSC Services - Group Ins CA CF		9300010240	2/28/2013	151.22
53481200	AWWSC Services - Group Ins CA CF		9300010241	2/28/2013	46.11
53481200	AWWSC Services - Group Ins CA CF		9300010242	2/28/2013	(45.33)
53481200	AWWSC Services - Group Ins CA CF		9300010244	2/28/2013	2.21
53481200	AWWSC Services - Group Ins CA CF		9300010245	2/28/2013	38.06
53481200	AWWSC Services - Group Ins CA CF		9300010246	2/28/2013	(19.72)
53481200	AWWSC Services - Group Ins CA CF		9300010247	2/28/2013	70.61
53481200	AWWSC Services - Group Ins CA CF		9300010248	2/28/2013	31.61
53481200	AWWSC Services - Group Ins CA CF		9300010249	2/28/2013	76.04
53481200	AWWSC Services - Group Ins CA CF		9300010250	2/28/2013	0.66
53481200	AWWSC Services - Group Ins CA CF		9300010251	2/28/2013	19.10
53481200	AWWSC Services - Group Ins CA CF		9300010252	2/28/2013	121.36
53481200	AWWSC Services - Group Ins CA CF		9300010253	2/28/2013	24.48
53481200	AWWSC Services - Group Ins CA CF		9300010254	2/28/2013	1.35
53481200	AWWSC Services - Group Ins CA CF		9300010255	2/28/2013	8.55
53481200	AWWSC Services - Group Ins CA CF		9300010256	2/28/2013	7.30
53481200	AWWSC Services - Group Ins CA CF		9300010257	2/28/2013	20.73
53481200	AWWSC Services - Group Ins CA CF		9300010258	2/28/2013	10.49
53481200	AWWSC Services - Group Ins CA CF		9300010259	2/28/2013	0.66
53481200	AWWSC Services - Group Ins CA CF		9300010260	2/28/2013	78.43
53481200	AWWSC Services - Group Ins CA CF		9300010261	2/28/2013	15.15
53481200	AWWSC Services - Group Ins CA CF		9300010262	2/28/2013	(1.65)
53481200	AWWSC Services - Group Ins CA CF		9300010263	2/28/2013	(1.64)
53481200	AWWSC Services - Group Ins CA CF		9300010266	2/28/2013	15.95
53481200	AWWSC Services - Group Ins CA CF		9300010267	2/28/2013	21.32
53481200	AWWSC Services - Group Ins CA CF		9300010269	2/28/2013	4.58

## Kentucky American Water Company

Case No. 2012-00520

Response to PSC DR1, Item 31

Account	Description	Doc Type	Document Number	Posting Date	Amount
53481200	AWWSC Services - Group Ins CA CF		9300010274	2/28/2013	67.26
53481200	AWWSC Services - Group Ins CA CF		9300010275	2/28/2013	0.80
53481200	AWWSC Services - Group Ins CA CF		9300010276	2/28/2013	696.39
53481200	AWWSC Services - Group Ins CA CF		9300010278	2/28/2013	9.84
53481200	AWWSC Services - Group Ins CA CF		9300010280	2/28/2013	2.16
53481200	AWWSC Services - Group Ins CA CF		9300010281	2/28/2013	2.16
53481200	AWWSC Services - Group Ins CA CF		9300010283	2/28/2013	2.16
53481200	AWWSC Services - Group Ins CA CF		9300010284	2/28/2013	0.03
53481200	AWWSC Services - Group Ins CA CF		9300010290	2/28/2013	7.89
53481200	AWWSC Services - Group Ins CA CF		9300010291	2/28/2013	6.99
53481200	AWWSC Services - Group Ins CA CF		9300010294	2/28/2013	21.97
53481200	AWWSC Services - Group Ins CA CF		9300010299	2/28/2013	5.48
53481200	AWWSC Services - Group Ins CA CF		9300010300	2/28/2013	149.75
53481200	AWWSC Services - Group Ins CA CF		9300010302	2/28/2013	0.80
53481200	AWWSC Services - Group Ins CA CF		9300010304	2/28/2013	21.37
53481200	AWWSC Services - Group Ins CA CF		9300010305	2/28/2013	(0.07)
53481200	AWWSC Services - Group Ins CA CF		9300010306	2/28/2013	1.73
53481200	AWWSC Services - Group Ins CA CF		9300010308	2/28/2013	16.72
53481200	AWWSC Services - Group Ins CA CF		9300010309	2/28/2013	4.91
53481200	AWWSC Services - Group Ins CA CF		9300010310	2/28/2013	27.73
53481200	AWWSC Services - Group Ins CA CF		9300010311	2/28/2013	21.31
53481200	AWWSC Services - Group Ins CA CF		9300010314	2/28/2013	42.17
53481200	AWWSC Services - Group Ins CA CF		9300010315	2/28/2013	0.30
53481200	AWWSC Services - Group Ins CA CF		9300010317	2/28/2013	0.02
53481200	AWWSC Services - Group Ins CA CF		9300010319	2/28/2013	16.23
53481200	AWWSC Services - Group Ins CA CF		9300010323	2/28/2013	9.91
53481200	AWWSC Services - Group Ins CA CF		9300010329	2/28/2013	33.72
53481200	AWWSC Services - Group Ins CA CF		9300010330	2/28/2013	30.79
53481200	AWWSC Services - Group Ins CA CF		9300010331	2/28/2013	101.33
53481200	AWWSC Services - Group Ins CA CF		9300010332	2/28/2013	7.53
53481200	AWWSC Services - Group Ins CA CF		9300010333	2/28/2013	7.95
53481200	AWWSC Services - Group Ins CA CF		9300010334	2/28/2013	24.06
53481200	AWWSC Services - Group Ins CA CF		9300010335	2/28/2013	9.84
53481200	AWWSC Services - Group Ins CA CF		9300010336	2/28/2013	23.98
53481200	AWWSC Services - Group Ins CA CF		9300010342	2/28/2013	15.17
53481200	AWWSC Services - Group Ins CA CF		9300010343	2/28/2013	(4.40)
53481200	AWWSC Services - Group Ins CA CF		9300010345	2/28/2013	66.56
53481200	AWWSC Services - Group Ins CA CF		9300010346	2/28/2013	19.72
53481200	AWWSC Services - Group Ins CA CF		9300010347	2/28/2013	0.16
53481200	AWWSC Services - Group Ins CA CF		9300010348	2/28/2013	0.31
53481200	AWWSC Services - Group Ins CA CF		9300010350	2/28/2013	65.21
53481200	AWWSC Services - Group Ins CA CF		9300010352	2/28/2013	21.37
53481200	AWWSC Services - Group Ins CA CF		9300010353	2/28/2013	9.84
53481200	AWWSC Services - Group Ins CA CF		9300010354	2/28/2013	58.84
53481200	AWWSC Services - Group Ins CA CF		9300010355	2/28/2013	661.67
53481200	AWWSC Services - Group Ins CA CF		9300010356	2/28/2013	20.82
53481200	AWWSC Services - Group Ins CA CF		9300010358	2/28/2013	24.05
53481200	AWWSC Services - Group Ins CA CF		9300010359	2/28/2013	29.81
53481200	AWWSC Services - Group Ins CA CF		9300010360	2/28/2013	0.03
53481200	AWWSC Services - Group Ins CA CF		9300010361	2/28/2013	45.76
53481200	AWWSC Services - Group Ins CA CF		9300010362	2/28/2013	59.15
53481200	AWWSC Services - Group Ins CA CF		9300010363	2/28/2013	2.44
53481200	AWWSC Services - Group Ins CA CF		9300010366	2/28/2013	8.52

## Kentucky American Water Company

Case No. 2012-00520

Response to PSC DR1, Item 31

Account	Description	Doc Type	Document Number	Posting Date	Amount
53481200	AWWSC Services - Group Ins CA CF		9300010368	2/28/2013	(21.60)
53481200	AWWSC Services - Group Ins CA CF		9300010370	2/28/2013	103.45
53481200	AWWSC Services - Group Ins CA CF		9300010372	2/28/2013	0.80
53481200	AWWSC Services - Group Ins CA CF		9300010373	2/28/2013	10.02
53481200	AWWSC Services - Group Ins CA CF		9300010376	2/28/2013	(3.24)
53481200	AWWSC Services - Group Ins CA CF		9300010380	2/28/2013	2.32
53481200	AWWSC Services - Group Ins CA CF		9300010381	2/28/2013	16.80
53481200	AWWSC Services - Group Ins CA CF		9300010382	2/28/2013	461.73
53481200	AWWSC Services - Group Ins CA CF		9300010383	2/28/2013	22.44
53481200	AWWSC Services - Group Ins CA CF		9300010384	2/28/2013	2.90
53481200	AWWSC Services - Group Ins CA CF		9300010386	2/28/2013	0.32
53481200	AWWSC Services - Group Ins CA CF		9300010388	2/28/2013	4.93
53481200	AWWSC Services - Group Ins CA CF		9300010389	2/28/2013	0.57
53481200	AWWSC Services - Group Ins CA CF		9300010390	2/28/2013	67.50
53481200	AWWSC Services - Group Ins CA CF		9300010391	2/28/2013	1.83
53481200	AWWSC Services - Group Ins CA CF		9300010392	2/28/2013	0.45
53481200	AWWSC Services - Group Ins CA CF		9300010393	2/28/2013	4.94
53481200	AWWSC Services - Group Ins CA CF		9300010396	2/28/2013	16.67
53481200	AWWSC Services - Group Ins CA CF		9300010397	2/28/2013	4.93
53481200	AWWSC Services - Group Ins CA CF		9300010398	2/28/2013	(1.65)
53481200	AWWSC Services - Group Ins CA CF		9300010399	2/28/2013	66.99
53481200	AWWSC Services - Group Ins CA CF		9300010400	2/28/2013	65.55
53481200	AWWSC Services - Group Ins CA CF		9300010401	2/28/2013	128.15
53481200	AWWSC Services - Group Ins CA CF		9300010402	2/28/2013	4.93
53481200	AWWSC Services - Group Ins CA CF		9300010403	2/28/2013	4.93
53481200	AWWSC Services - Group Ins CA CF		9300010404	2/28/2013	4.93
53481200	AWWSC Services - Group Ins CA CF		9300010413	2/28/2013	98.96
53481200	AWWSC Services - Group Ins CA CF		9300010415	2/28/2013	64.18
53481200	AWWSC Services - Group Ins CA CF		9300010416	2/28/2013	3.07
53481200	AWWSC Services - Group Ins CA CF		9300010419	2/28/2013	124.58
53481200	AWWSC Services - Group Ins CA CF		9300010422	2/28/2013	(0.96)
53481200	AWWSC Services - Group Ins CA CF		9300010424	2/28/2013	54.74
53481200	AWWSC Services - Group Ins CA CF		9300010429	2/28/2013	22.72
53481200	AWWSC Services - Group Ins CA CF		9300010434	2/28/2013	147.59
53481200	AWWSC Services - Group Ins CA CF		9300010435	2/28/2013	0.23
53481200	AWWSC Services - Group Ins CA CF		9300010436	2/28/2013	(4.40)
53481200	AWWSC Services - Group Ins CA CF		9300010438	2/28/2013	48.14
53481200	AWWSC Services - Group Ins CA CF		9300010441	2/28/2013	2.32
53481200	AWWSC Services - Group Ins CA CF		9300010453	2/28/2013	78.90
53481200	AWWSC Services - Group Ins CA CF		9300010454	2/28/2013	46.72
53481200	AWWSC Services - Group Ins CA CF		9300010455	2/28/2013	57.14
53481200	AWWSC Services - Group Ins CA CF		9300010456	2/28/2013	180.98
53481200	AWWSC Services - Group Ins CA CF		9300010457	2/28/2013	15.01
53481200	AWWSC Services - Group Ins CA CF		9300010458	2/28/2013	18.57
53481200	AWWSC Services - Group Ins CA CF		9300010459	2/28/2013	2.31
53481200	AWWSC Services - Group Ins CA CF		9300010502	2/28/2013	385.00
53481200	AWWSC Services - Group Ins CA CF		9300010503	2/28/2013	204.12
53481200	AWWSC Services - Group Ins CA CF		9300010504	2/28/2013	913.82
53481200	AWWSC Services - Group Ins CA CF		9300010505	2/28/2013	1,414.77
53481200	AWWSC Services - Group Ins CA CF		9300010568	2/28/2013	0.94
53481200	AWWSC Services - Group Ins CA CF		9300010569	2/28/2013	(3.14)
53481200	AWWSC Services - Group Ins CA CF		9300010570	2/28/2013	2.34
53481200	AWWSC Services - Group Ins CA CF		9300010571	2/28/2013	2.99

## Kentucky American Water Company

Case No. 2012-00520

Response to PSC DR1, Item 31

Account	Description	Doc Type	Document Number	Posting Date	Amount
53481200	AWWSC Services - Group Ins CA CF		9300010572	2/28/2013	4.99
53481200	AWWSC Services - Group Ins CA CF		9300010573	2/28/2013	3.49
53481200	AWWSC Services - Group Ins CA CF		9300010574	2/28/2013	2.52
53481200	AWWSC Services - Group Ins CA CF		9300010575	2/28/2013	4.22
53481200	AWWSC Services - Group Ins CA CF		9300010577	2/28/2013	129.02
53481200	AWWSC Services - Group Ins CA CF		9300010578	2/28/2013	302.78
53481200	AWWSC Services - Group Ins CA CF		9300010579	2/28/2013	70.44
53481200	AWWSC Services - Group Ins CA CF		9300010580	2/28/2013	33.12
53481200	AWWSC Services - Group Ins CA CF		9300010581	2/28/2013	131.19
53481200	AWWSC Services - Group Ins CA CF		9300010582	2/28/2013	215.15
53481200	AWWSC Services - Group Ins CA CF		9300010583	2/28/2013	99.06
53481200	AWWSC Services - Group Ins CA CF		9300010584	2/28/2013	116.51
53481200	AWWSC Services - Group Ins CA CF		9300010585	2/28/2013	105.11
53481200	AWWSC Services - Group Ins CA CF		9300010587	2/28/2013	5.81
53481200	AWWSC Services - Group Ins CA CF		9300010588	2/28/2013	106.08
53481200	AWWSC Services - Group Ins CA CF		9300010598	2/28/2013	27.29
53481200	AWWSC Services - Group Ins CA CF		9300010606	2/28/2013	88.82
53481200	AWWSC Services - Group Ins CA CF		9300010613	2/28/2013	290.23
53481200	AWWSC Services - Group Ins CA CF		9300010614	2/28/2013	113.61
53481200	AWWSC Services - Group Ins CA CF		9300010620	2/28/2013	73.52
53481200	AWWSC Services - Group Ins CA CF		9300010629	2/28/2013	47.94
53481200	AWWSC Services - Group Ins CA CF		9300010637	2/28/2013	(0.12)
53481200	AWWSC Services - Group Ins CA CF		9300010638	2/28/2013	(15.74)
53481200	AWWSC Services - Group Ins CA CF		9300010642	2/28/2013	49.34
53481200	AWWSC Services - Group Ins CA CF		9300010643	2/28/2013	48.38
53481200	AWWSC Services - Group Ins CA CF		9300010644	2/28/2013	151.65
53481200	AWWSC Services - Group Ins CA CF		9300010645	2/28/2013	61.22
53481200	AWWSC Services - Group Ins CA CF		9300010646	2/28/2013	21.33
53481200	AWWSC Services - Group Ins CA UT		9300010670	2/28/2013	(2,678.13)
53481200	AWWSC Services - Group Ins CA UT		9300010671	2/28/2013	45.33
53481200	AWWSC Services - Group Ins CA UT		9300010672	2/28/2013	(1,123.66)
53481200	AWWSC Services - Group Ins CA UT		9300010673	2/28/2013	(1,728.94)
53481300	AWWSC Services - Other Benefi UZ		2000001129	2/28/2013	(3,798.22)
53481300	AWWSC Services - Other Benefi UZ		2000001130	2/28/2013	(6,285.59)
53481300	AWWSC Services - Other Benefi UZ		2000001132	2/28/2013	(69.37)
53481300	AWWSC Services - Other Benefi UZ		2000001133	2/28/2013	(1,301.53)
53481300	AWWSC Services - Other Benefi UZ		2000001134	2/28/2013	3.96
53481300	AWWSC Services - Other Benefi UZ		2000001135	2/28/2013	(955.24)
53481300	AWWSC Services - Other Benefi CF		9300010238	2/28/2013	505.54
53481300	AWWSC Services - Other Benefi CF		9300010239	2/28/2013	390.59
53481300	AWWSC Services - Other Benefi CF		9300010240	2/28/2013	51.62
53481300	AWWSC Services - Other Benefi CF		9300010241	2/28/2013	10.23
53481300	AWWSC Services - Other Benefi CF		9300010242	2/28/2013	53.94
53481300	AWWSC Services - Other Benefi CF		9300010244	2/28/2013	0.43
53481300	AWWSC Services - Other Benefi CF		9300010245	2/28/2013	8.25
53481300	AWWSC Services - Other Benefi CF		9300010246	2/28/2013	(7.09)
53481300	AWWSC Services - Other Benefi CF		9300010247	2/28/2013	17.99
53481300	AWWSC Services - Other Benefi CF		9300010248	2/28/2013	5.09
53481300	AWWSC Services - Other Benefi CF		9300010249	2/28/2013	15.09
53481300	AWWSC Services - Other Benefi CF		9300010250	2/28/2013	0.29
53481300	AWWSC Services - Other Benefi CF		9300010252	2/28/2013	37.40
53481300	AWWSC Services - Other Benefi CF		9300010253	2/28/2013	7.76
53481300	AWWSC Services - Other Benefi CF		9300010254	2/28/2013	1.36

## Kentucky American Water Company

Case No. 2012-00520

Response to PSC DR1, Item 31

Account	Description	Doc Type	Document Number	Posting Date	Amount
53481300	AWWSC Services - Other Benefi	CF	9300010255	2/28/2013	2.93
53481300	AWWSC Services - Other Benefi	CF	9300010256	2/28/2013	3.10
53481300	AWWSC Services - Other Benefi	CF	9300010257	2/28/2013	12.57
53481300	AWWSC Services - Other Benefi	CF	9300010258	2/28/2013	15.52
53481300	AWWSC Services - Other Benefi	CF	9300010259	2/28/2013	7.36
53481300	AWWSC Services - Other Benefi	CF	9300010260	2/28/2013	54.75
53481300	AWWSC Services - Other Benefi	CF	9300010261	2/28/2013	10.72
53481300	AWWSC Services - Other Benefi	CF	9300010262	2/28/2013	191.71
53481300	AWWSC Services - Other Benefi	CF	9300010263	2/28/2013	191.71
53481300	AWWSC Services - Other Benefi	CF	9300010266	2/28/2013	13.65
53481300	AWWSC Services - Other Benefi	CF	9300010267	2/28/2013	41.54
53481300	AWWSC Services - Other Benefi	CF	9300010269	2/28/2013	0.68
53481300	AWWSC Services - Other Benefi	CF	9300010274	2/28/2013	52.05
53481300	AWWSC Services - Other Benefi	CF	9300010275	2/28/2013	0.32
53481300	AWWSC Services - Other Benefi	CF	9300010276	2/28/2013	1,409.05
53481300	AWWSC Services - Other Benefi	CF	9300010278	2/28/2013	10.97
53481300	AWWSC Services - Other Benefi	CF	9300010280	2/28/2013	1.76
53481300	AWWSC Services - Other Benefi	CF	9300010281	2/28/2013	1.76
53481300	AWWSC Services - Other Benefi	CF	9300010283	2/28/2013	1.76
53481300	AWWSC Services - Other Benefi	CF	9300010290	2/28/2013	4.05
53481300	AWWSC Services - Other Benefi	CF	9300010291	2/28/2013	3.58
53481300	AWWSC Services - Other Benefi	CF	9300010294	2/28/2013	28.54
53481300	AWWSC Services - Other Benefi	CF	9300010299	2/28/2013	2.18
53481300	AWWSC Services - Other Benefi	CF	9300010300	2/28/2013	221.47
53481300	AWWSC Services - Other Benefi	CF	9300010302	2/28/2013	0.32
53481300	AWWSC Services - Other Benefi	CF	9300010304	2/28/2013	41.64
53481300	AWWSC Services - Other Benefi	CF	9300010306	2/28/2013	1.04
53481300	AWWSC Services - Other Benefi	CF	9300010308	2/28/2013	16.05
53481300	AWWSC Services - Other Benefi	CF	9300010309	2/28/2013	4.83
53481300	AWWSC Services - Other Benefi	CF	9300010310	2/28/2013	284.73
53481300	AWWSC Services - Other Benefi	CF	9300010311	2/28/2013	41.55
53481300	AWWSC Services - Other Benefi	CF	9300010314	2/28/2013	300.33
53481300	AWWSC Services - Other Benefi	CF	9300010315	2/28/2013	0.24
53481300	AWWSC Services - Other Benefi	CF	9300010317	2/28/2013	0.20
53481300	AWWSC Services - Other Benefi	CF	9300010319	2/28/2013	13.88
53481300	AWWSC Services - Other Benefi	CF	9300010323	2/28/2013	175.65
53481300	AWWSC Services - Other Benefi	CF	9300010329	2/28/2013	103.43
53481300	AWWSC Services - Other Benefi	CF	9300010330	2/28/2013	101.00
53481300	AWWSC Services - Other Benefi	CF	9300010331	2/28/2013	22.95
53481300	AWWSC Services - Other Benefi	CF	9300010332	2/28/2013	8.39
53481300	AWWSC Services - Other Benefi	CF	9300010333	2/28/2013	8.85
53481300	AWWSC Services - Other Benefi	CF	9300010334	2/28/2013	7.05
53481300	AWWSC Services - Other Benefi	CF	9300010335	2/28/2013	10.97
53481300	AWWSC Services - Other Benefi	CF	9300010336	2/28/2013	2.37
53481300	AWWSC Services - Other Benefi	CF	9300010340	2/28/2013	(4.43)
53481300	AWWSC Services - Other Benefi	CF	9300010342	2/28/2013	7.79
53481300	AWWSC Services - Other Benefi	CF	9300010343	2/28/2013	(3.63)
53481300	AWWSC Services - Other Benefi	CF	9300010345	2/28/2013	39.96
53481300	AWWSC Services - Other Benefi	CF	9300010346	2/28/2013	16.46
53481300	AWWSC Services - Other Benefi	CF	9300010347	2/28/2013	0.19
53481300	AWWSC Services - Other Benefi	CF	9300010348	2/28/2013	0.16
53481300	AWWSC Services - Other Benefi	CF	9300010350	2/28/2013	45.39
53481300	AWWSC Services - Other Benefi	CF	9300010352	2/28/2013	41.64

## Kentucky American Water Company

Case No. 2012-00520

Response to PSC DR1, Item 31

Account	Description	Doc Type	Document Number	Posting Date	Amount
53481300	AWWSC Services - Other Benefi	CF	9300010353	2/28/2013	10.97
53481300	AWWSC Services - Other Benefi	CF	9300010354	2/28/2013	301.62
53481300	AWWSC Services - Other Benefi	CF	9300010355	2/28/2013	497.46
53481300	AWWSC Services - Other Benefi	CF	9300010356	2/28/2013	29.41
53481300	AWWSC Services - Other Benefi	CF	9300010358	2/28/2013	20.07
53481300	AWWSC Services - Other Benefi	CF	9300010359	2/28/2013	42.43
53481300	AWWSC Services - Other Benefi	CF	9300010361	2/28/2013	10.35
53481300	AWWSC Services - Other Benefi	CF	9300010362	2/28/2013	301.77
53481300	AWWSC Services - Other Benefi	CF	9300010363	2/28/2013	1.24
53481300	AWWSC Services - Other Benefi	CF	9300010366	2/28/2013	4.79
53481300	AWWSC Services - Other Benefi	CF	9300010368	2/28/2013	996.57
53481300	AWWSC Services - Other Benefi	CF	9300010370	2/28/2013	38.78
53481300	AWWSC Services - Other Benefi	CF	9300010372	2/28/2013	0.32
53481300	AWWSC Services - Other Benefi	CF	9300010373	2/28/2013	4.65
53481300	AWWSC Services - Other Benefi	CF	9300010376	2/28/2013	(0.64)
53481300	AWWSC Services - Other Benefi	CF	9300010380	2/28/2013	1.94
53481300	AWWSC Services - Other Benefi	CF	9300010381	2/28/2013	14.38
53481300	AWWSC Services - Other Benefi	CF	9300010382	2/28/2013	1,170.48
53481300	AWWSC Services - Other Benefi	CF	9300010383	2/28/2013	29.23
53481300	AWWSC Services - Other Benefi	CF	9300010384	2/28/2013	11.03
53481300	AWWSC Services - Other Benefi	CF	9300010388	2/28/2013	4.83
53481300	AWWSC Services - Other Benefi	CF	9300010389	2/28/2013	0.14
53481300	AWWSC Services - Other Benefi	CF	9300010390	2/28/2013	787.85
53481300	AWWSC Services - Other Benefi	CF	9300010391	2/28/2013	1.60
53481300	AWWSC Services - Other Benefi	CF	9300010392	2/28/2013	0.44
53481300	AWWSC Services - Other Benefi	CF	9300010393	2/28/2013	4.84
53481300	AWWSC Services - Other Benefi	CF	9300010396	2/28/2013	11.85
53481300	AWWSC Services - Other Benefi	CF	9300010397	2/28/2013	4.83
53481300	AWWSC Services - Other Benefi	CF	9300010398	2/28/2013	191.71
53481300	AWWSC Services - Other Benefi	CF	9300010399	2/28/2013	46.82
53481300	AWWSC Services - Other Benefi	CF	9300010400	2/28/2013	45.55
53481300	AWWSC Services - Other Benefi	CF	9300010401	2/28/2013	614.38
53481300	AWWSC Services - Other Benefi	CF	9300010402	2/28/2013	67.41
53481300	AWWSC Services - Other Benefi	CF	9300010403	2/28/2013	67.41
53481300	AWWSC Services - Other Benefi	CF	9300010404	2/28/2013	539.97
53481300	AWWSC Services - Other Benefi	CF	9300010413	2/28/2013	(72.89)
53481300	AWWSC Services - Other Benefi	CF	9300010415	2/28/2013	49.50
53481300	AWWSC Services - Other Benefi	CF	9300010416	2/28/2013	2.54
53481300	AWWSC Services - Other Benefi	CF	9300010419	2/28/2013	56.98
53481300	AWWSC Services - Other Benefi	CF	9300010422	2/28/2013	(1.13)
53481300	AWWSC Services - Other Benefi	CF	9300010424	2/28/2013	52.26
53481300	AWWSC Services - Other Benefi	CF	9300010429	2/28/2013	35.13
53481300	AWWSC Services - Other Benefi	CF	9300010433	2/28/2013	(4.43)
53481300	AWWSC Services - Other Benefi	CF	9300010434	2/28/2013	409.10
53481300	AWWSC Services - Other Benefi	CF	9300010435	2/28/2013	1.24
53481300	AWWSC Services - Other Benefi	CF	9300010436	2/28/2013	(3.63)
53481300	AWWSC Services - Other Benefi	CF	9300010438	2/28/2013	13.63
53481300	AWWSC Services - Other Benefi	CF	9300010441	2/28/2013	1.94
53481300	AWWSC Services - Other Benefi	CF	9300010453	2/28/2013	88.00
53481300	AWWSC Services - Other Benefi	CF	9300010454	2/28/2013	67.88
53481300	AWWSC Services - Other Benefi	CF	9300010455	2/28/2013	33.73
53481300	AWWSC Services - Other Benefi	CF	9300010456	2/28/2013	143.97
53481300	AWWSC Services - Other Benefi	CF	9300010457	2/28/2013	13.22

## Kentucky American Water Company

Case No. 2012-00520

Response to PSC DR1, Item 31

Account	Description	Doc Type	Document Number	Posting Date	Amount
53481300	AWWSC Services - Other Benefi	CF	9300010458	2/28/2013	4.62
53481300	AWWSC Services - Other Benefi	CF	9300010459	2/28/2013	0.58
53481300	AWWSC Services - Other Benefi	CF	9300010502	2/28/2013	59.58
53481300	AWWSC Services - Other Benefi	CF	9300010503	2/28/2013	131.01
53481300	AWWSC Services - Other Benefi	CF	9300010504	2/28/2013	169.03
53481300	AWWSC Services - Other Benefi	CF	9300010505	2/28/2013	657.31
53481300	AWWSC Services - Other Benefi	CF	9300010568	2/28/2013	0.47
53481300	AWWSC Services - Other Benefi	CF	9300010569	2/28/2013	0.38
53481300	AWWSC Services - Other Benefi	CF	9300010570	2/28/2013	0.39
53481300	AWWSC Services - Other Benefi	CF	9300010571	2/28/2013	0.09
53481300	AWWSC Services - Other Benefi	CF	9300010572	2/28/2013	1.16
53481300	AWWSC Services - Other Benefi	CF	9300010573	2/28/2013	3.00
53481300	AWWSC Services - Other Benefi	CF	9300010574	2/28/2013	0.86
53481300	AWWSC Services - Other Benefi	CF	9300010575	2/28/2013	0.91
53481300	AWWSC Services - Other Benefi	CF	9300010576	2/28/2013	16.53
53481300	AWWSC Services - Other Benefi	CF	9300010577	2/28/2013	9.43
53481300	AWWSC Services - Other Benefi	CF	9300010578	2/28/2013	13.93
53481300	AWWSC Services - Other Benefi	CF	9300010579	2/28/2013	2.25
53481300	AWWSC Services - Other Benefi	CF	9300010580	2/28/2013	9.83
53481300	AWWSC Services - Other Benefi	CF	9300010581	2/28/2013	6.29
53481300	AWWSC Services - Other Benefi	CF	9300010582	2/28/2013	101.29
53481300	AWWSC Services - Other Benefi	CF	9300010583	2/28/2013	120.99
53481300	AWWSC Services - Other Benefi	CF	9300010584	2/28/2013	9.19
53481300	AWWSC Services - Other Benefi	CF	9300010585	2/28/2013	84.45
53481300	AWWSC Services - Other Benefi	CF	9300010586	2/28/2013	0.02
53481300	AWWSC Services - Other Benefi	CF	9300010587	2/28/2013	0.06
53481300	AWWSC Services - Other Benefi	CF	9300010599	2/28/2013	(12.98)
53481300	AWWSC Services - Other Benefi	CF	9300010607	2/28/2013	(1.69)
53481300	AWWSC Services - Other Benefi	CF	9300010615	2/28/2013	2,274.95
53481300	AWWSC Services - Other Benefi	CF	9300010621	2/28/2013	0.03
53481300	AWWSC Services - Other Benefi	CF	9300010628	2/28/2013	(21.08)
53481300	AWWSC Services - Other Benefi	CF	9300010639	2/28/2013	9.57
53481300	AWWSC Services - Other Benefi	CF	9300010642	2/28/2013	1.72
53481300	AWWSC Services - Other Benefi	CF	9300010643	2/28/2013	(1.53)
53481300	AWWSC Services - Other Benefi	CF	9300010644	2/28/2013	66.74
53481300	AWWSC Services - Other Benefi	CF	9300010645	2/28/2013	52.47
53481300	AWWSC Services - Other Benefi	UT	9300010670	2/28/2013	(1,869.45)
53481300	AWWSC Services - Other Benefi	UT	9300010671	2/28/2013	(53.94)
53481300	AWWSC Services - Other Benefi	UT	9300010672	2/28/2013	(189.40)
53481300	AWWSC Services - Other Benefi	UT	9300010673	2/28/2013	(687.81)
53481400	AWWSC Services - Contracted S	UZ	2000001129	2/28/2013	(54,376.95)
53481400	AWWSC Services - Contracted S	UZ	2000001130	2/28/2013	(89,931.74)
53481400	AWWSC Services - Contracted S	UZ	2000001132	2/28/2013	(376.70)
53481400	AWWSC Services - Contracted S	UZ	2000001133	2/28/2013	(410.67)
53481400	AWWSC Services - Contracted S	UZ	2000001135	2/28/2013	(314.97)
53481400	AWWSC Services - Contracted S	CF	9300010264	2/28/2013	(34.22)
53481400	AWWSC Services - Contracted S	CF	9300010267	2/28/2013	253.65
53481400	AWWSC Services - Contracted S	CF	9300010268	2/28/2013	169.32
53481400	AWWSC Services - Contracted S	CF	9300010270	2/28/2013	2,620.85
53481400	AWWSC Services - Contracted S	CF	9300010274	2/28/2013	5,800.66
53481400	AWWSC Services - Contracted S	CF	9300010280	2/28/2013	(33.56)
53481400	AWWSC Services - Contracted S	CF	9300010281	2/28/2013	(11.70)
53481400	AWWSC Services - Contracted S	CF	9300010292	2/28/2013	(265.53)



## Kentucky American Water Company

Case No. 2012-00520

Response to PSC DR1, Item 31

Account	Description	Doc Type	Document Number	Posting Date	Amount
53481400	AWWSC Services - Contracted S CF		9300010294	2/28/2013	1,692.32
53481400	AWWSC Services - Contracted S CF		9300010295	2/28/2013	931.86
53481400	AWWSC Services - Contracted S CF		9300010296	2/28/2013	(335.57)
53481400	AWWSC Services - Contracted S CF		9300010297	2/28/2013	1,078.57
53481400	AWWSC Services - Contracted S CF		9300010298	2/28/2013	199.23
53481400	AWWSC Services - Contracted S CF		9300010300	2/28/2013	7,017.42
53481400	AWWSC Services - Contracted S CF		9300010304	2/28/2013	910.11
53481400	AWWSC Services - Contracted S CF		9300010307	2/28/2013	256.45
53481400	AWWSC Services - Contracted S CF		9300010308	2/28/2013	(2,593.47)
53481400	AWWSC Services - Contracted S CF		9300010310	2/28/2013	16.59
53481400	AWWSC Services - Contracted S CF		9300010311	2/28/2013	253.66
53481400	AWWSC Services - Contracted S CF		9300010314	2/28/2013	5,052.96
53481400	AWWSC Services - Contracted S CF		9300010318	2/28/2013	1,591.43
53481400	AWWSC Services - Contracted S CF		9300010322	2/28/2013	183.61
53481400	AWWSC Services - Contracted S CF		9300010323	2/28/2013	16.62
53481400	AWWSC Services - Contracted S CF		9300010329	2/28/2013	582.02
53481400	AWWSC Services - Contracted S CF		9300010330	2/28/2013	2,989.39
53481400	AWWSC Services - Contracted S CF		9300010332	2/28/2013	254.62
53481400	AWWSC Services - Contracted S CF		9300010333	2/28/2013	175.18
53481400	AWWSC Services - Contracted S CF		9300010339	2/28/2013	13,268.19
53481400	AWWSC Services - Contracted S CF		9300010345	2/28/2013	1,628.45
53481400	AWWSC Services - Contracted S CF		9300010346	2/28/2013	195.73
53481400	AWWSC Services - Contracted S CF		9300010349	2/28/2013	958.06
53481400	AWWSC Services - Contracted S CF		9300010350	2/28/2013	248.09
53481400	AWWSC Services - Contracted S CF		9300010352	2/28/2013	831.24
53481400	AWWSC Services - Contracted S CF		9300010354	2/28/2013	628.39
53481400	AWWSC Services - Contracted S CF		9300010355	2/28/2013	18,793.85
53481400	AWWSC Services - Contracted S CF		9300010358	2/28/2013	199.73
53481400	AWWSC Services - Contracted S CF		9300010359	2/28/2013	253.65
53481400	AWWSC Services - Contracted S CF		9300010362	2/28/2013	606.92
53481400	AWWSC Services - Contracted S CF		9300010367	2/28/2013	7,879.35
53481400	AWWSC Services - Contracted S CF		9300010368	2/28/2013	6,849.76
53481400	AWWSC Services - Contracted S CF		9300010378	2/28/2013	14,711.82
53481400	AWWSC Services - Contracted S CF		9300010379	2/28/2013	(335.57)
53481400	AWWSC Services - Contracted S CF		9300010380	2/28/2013	199.23
53481400	AWWSC Services - Contracted S CF		9300010384	2/28/2013	(17.61)
53481400	AWWSC Services - Contracted S CF		9300010385	2/28/2013	3,113.78
53481400	AWWSC Services - Contracted S CF		9300010387	2/28/2013	4,218.36
53481400	AWWSC Services - Contracted S CF		9300010389	2/28/2013	(2.95)
53481400	AWWSC Services - Contracted S CF		9300010390	2/28/2013	16.52
53481400	AWWSC Services - Contracted S CF		9300010393	2/28/2013	6,077.78
53481400	AWWSC Services - Contracted S CF		9300010399	2/28/2013	854.34
53481400	AWWSC Services - Contracted S CF		9300010400	2/28/2013	248.09
53481400	AWWSC Services - Contracted S CF		9300010401	2/28/2013	7,017.42
53481400	AWWSC Services - Contracted S CF		9300010402	2/28/2013	7,472.85
53481400	AWWSC Services - Contracted S CF		9300010405	2/28/2013	169.32
53481400	AWWSC Services - Contracted S CF		9300010406	2/28/2013	169.32
53481400	AWWSC Services - Contracted S CF		9300010407	2/28/2013	10,580.85
53481400	AWWSC Services - Contracted S CF		9300010413	2/28/2013	3,670.60
53481400	AWWSC Services - Contracted S CF		9300010415	2/28/2013	4,416.99
53481400	AWWSC Services - Contracted S CF		9300010419	2/28/2013	4,166.53
53481400	AWWSC Services - Contracted S CF		9300010424	2/28/2013	(3,161.46)
53481400	AWWSC Services - Contracted S CF		9300010425	2/28/2013	(34.32)

## Kentucky American Water Company

Case No. 2012-00520

Response to PSC DR1, Item 31

Account	Description	Doc Type	Document Number	Posting Date	Amount
53481400	AWWSC Services - Contracted S CF		9300010428	2/28/2013	(606.25)
53481400	AWWSC Services - Contracted S CF		9300010434	2/28/2013	489.49
53481400	AWWSC Services - Contracted S CF		9300010440	2/28/2013	(270.96)
53481400	AWWSC Services - Contracted S CF		9300010441	2/28/2013	199.23
53481400	AWWSC Services - Contracted S CF		9300010442	2/28/2013	931.86
53481400	AWWSC Services - Contracted S CF		9300010443	2/28/2013	(1,100.45)
53481400	AWWSC Services - Contracted S CF		9300010453	2/28/2013	15.57
53481400	AWWSC Services - Contracted S CF		9300010506	2/28/2013	24,769.00
53481400	AWWSC Services - Contracted S CF		9300010576	2/28/2013	0.43
53481400	AWWSC Services - Contracted S CF		9300010577	2/28/2013	86.28
53481400	AWWSC Services - Contracted S CF		9300010579	2/28/2013	52.31
53481400	AWWSC Services - Contracted S CF		9300010583	2/28/2013	1.20
53481400	AWWSC Services - Contracted S CF		9300010626	2/28/2013	1,099.12
53481400	AWWSC Services - Contracted S UT		9300010670	2/28/2013	(16.93)
53481400	AWWSC Services - Contracted S UT		9300010672	2/28/2013	(54.32)
53481400	AWWSC Services - Contracted S UT		9300010673	2/28/2013	(81.32)
53481400	AWWSC Services - Contracted S UT		9300010674	2/28/2013	(24,769.00)
53481500	AWWSC Services - Office Supplii UZ		2000001129	2/28/2013	(3,443.39)
53481500	AWWSC Services - Office Supplii UZ		2000001130	2/28/2013	(911.89)
53481500	AWWSC Services - Office Supplii UZ		2000001132	2/28/2013	38.23
53481500	AWWSC Services - Office Supplii UZ		2000001133	2/28/2013	169.97
53481500	AWWSC Services - Office Supplii UZ		2000001135	2/28/2013	167.02
53481500	AWWSC Services - Office Supplii CF		9300010162	2/28/2013	(119.77)
53481500	AWWSC Services - Office Supplii CF		9300010238	2/28/2013	621.19
53481500	AWWSC Services - Office Supplii CF		9300010241	2/28/2013	1,279.08
53481500	AWWSC Services - Office Supplii CF		9300010261	2/28/2013	29.56
53481500	AWWSC Services - Office Supplii CF		9300010262	2/28/2013	(4.45)
53481500	AWWSC Services - Office Supplii CF		9300010263	2/28/2013	(6.94)
53481500	AWWSC Services - Office Supplii CF		9300010266	2/28/2013	(2.97)
53481500	AWWSC Services - Office Supplii CF		9300010267	2/28/2013	(6.28)
53481500	AWWSC Services - Office Supplii CF		9300010268	2/28/2013	(5.35)
53481500	AWWSC Services - Office Supplii CF		9300010270	2/28/2013	(22.64)
53481500	AWWSC Services - Office Supplii CF		9300010271	2/28/2013	(0.10)
53481500	AWWSC Services - Office Supplii CF		9300010273	2/28/2013	1.10
53481500	AWWSC Services - Office Supplii CF		9300010274	2/28/2013	(233.02)
53481500	AWWSC Services - Office Supplii CF		9300010275	2/28/2013	(0.16)
53481500	AWWSC Services - Office Supplii CF		9300010276	2/28/2013	897.23
53481500	AWWSC Services - Office Supplii CF		9300010277	2/28/2013	(0.04)
53481500	AWWSC Services - Office Supplii CF		9300010278	2/28/2013	(4.10)
53481500	AWWSC Services - Office Supplii CF		9300010279	2/28/2013	(0.44)
53481500	AWWSC Services - Office Supplii CF		9300010280	2/28/2013	15.60
53481500	AWWSC Services - Office Supplii CF		9300010281	2/28/2013	(0.38)
53481500	AWWSC Services - Office Supplii CF		9300010282	2/28/2013	(6.04)
53481500	AWWSC Services - Office Supplii CF		9300010283	2/28/2013	14.81
53481500	AWWSC Services - Office Supplii CF		9300010284	2/28/2013	(5.55)
53481500	AWWSC Services - Office Supplii CF		9300010285	2/28/2013	6.20
53481500	AWWSC Services - Office Supplii CF		9300010286	2/28/2013	1.18
53481500	AWWSC Services - Office Supplii CF		9300010287	2/28/2013	(255.08)
53481500	AWWSC Services - Office Supplii CF		9300010288	2/28/2013	(233.51)
53481500	AWWSC Services - Office Supplii CF		9300010289	2/28/2013	(0.74)
53481500	AWWSC Services - Office Supplii CF		9300010290	2/28/2013	(1.23)
53481500	AWWSC Services - Office Supplii CF		9300010291	2/28/2013	(0.97)
53481500	AWWSC Services - Office Supplii CF		9300010292	2/28/2013	(63.10)

## Kentucky American Water Company

Case No. 2012-00520

Response to PSC DR1, Item 31

Account	Description	Doc Type	Document Number	Posting Date	Amount
53481500	AWWSC Services - Office Supplii	CF	9300010293	2/28/2013	(75.90)
53481500	AWWSC Services - Office Supplii	CF	9300010294	2/28/2013	179.77
53481500	AWWSC Services - Office Supplii	CF	9300010295	2/28/2013	(15.29)
53481500	AWWSC Services - Office Supplii	CF	9300010296	2/28/2013	(31.34)
53481500	AWWSC Services - Office Supplii	CF	9300010297	2/28/2013	(14.87)
53481500	AWWSC Services - Office Supplii	CF	9300010298	2/28/2013	(0.13)
53481500	AWWSC Services - Office Supplii	CF	9300010299	2/28/2013	0.07
53481500	AWWSC Services - Office Supplii	CF	9300010300	2/28/2013	(67.65)
53481500	AWWSC Services - Office Supplii	CF	9300010301	2/28/2013	7.69
53481500	AWWSC Services - Office Supplii	CF	9300010303	2/28/2013	(0.10)
53481500	AWWSC Services - Office Supplii	CF	9300010304	2/28/2013	(18.31)
53481500	AWWSC Services - Office Supplii	CF	9300010305	2/28/2013	5.58
53481500	AWWSC Services - Office Supplii	CF	9300010306	2/28/2013	0.09
53481500	AWWSC Services - Office Supplii	CF	9300010307	2/28/2013	(0.10)
53481500	AWWSC Services - Office Supplii	CF	9300010308	2/28/2013	10.39
53481500	AWWSC Services - Office Supplii	CF	9300010309	2/28/2013	(0.39)
53481500	AWWSC Services - Office Supplii	CF	9300010310	2/28/2013	264.49
53481500	AWWSC Services - Office Supplii	CF	9300010311	2/28/2013	10.25
53481500	AWWSC Services - Office Supplii	CF	9300010312	2/28/2013	0.13
53481500	AWWSC Services - Office Supplii	CF	9300010314	2/28/2013	86.57
53481500	AWWSC Services - Office Supplii	CF	9300010315	2/28/2013	6.68
53481500	AWWSC Services - Office Supplii	CF	9300010316	2/28/2013	(2.15)
53481500	AWWSC Services - Office Supplii	CF	9300010318	2/28/2013	(12.06)
53481500	AWWSC Services - Office Supplii	CF	9300010319	2/28/2013	(3.64)
53481500	AWWSC Services - Office Supplii	CF	9300010320	2/28/2013	(1.30)
53481500	AWWSC Services - Office Supplii	CF	9300010321	2/28/2013	2.05
53481500	AWWSC Services - Office Supplii	CF	9300010322	2/28/2013	(3.70)
53481500	AWWSC Services - Office Supplii	CF	9300010323	2/28/2013	152.91
53481500	AWWSC Services - Office Supplii	CF	9300010329	2/28/2013	(20.02)
53481500	AWWSC Services - Office Supplii	CF	9300010330	2/28/2013	(25.95)
53481500	AWWSC Services - Office Supplii	CF	9300010331	2/28/2013	54.99
53481500	AWWSC Services - Office Supplii	CF	9300010332	2/28/2013	(8.24)
53481500	AWWSC Services - Office Supplii	CF	9300010333	2/28/2013	(6.97)
53481500	AWWSC Services - Office Supplii	CF	9300010334	2/28/2013	(3.79)
53481500	AWWSC Services - Office Supplii	CF	9300010335	2/28/2013	(2.63)
53481500	AWWSC Services - Office Supplii	CF	9300010336	2/28/2013	0.37
53481500	AWWSC Services - Office Supplii	CF	9300010337	2/28/2013	1.47
53481500	AWWSC Services - Office Supplii	CF	9300010338	2/28/2013	(0.69)
53481500	AWWSC Services - Office Supplii	CF	9300010339	2/28/2013	(184.67)
53481500	AWWSC Services - Office Supplii	CF	9300010340	2/28/2013	251.20
53481500	AWWSC Services - Office Supplii	CF	9300010341	2/28/2013	(0.73)
53481500	AWWSC Services - Office Supplii	CF	9300010342	2/28/2013	(2.15)
53481500	AWWSC Services - Office Supplii	CF	9300010343	2/28/2013	(2.54)
53481500	AWWSC Services - Office Supplii	CF	9300010344	2/28/2013	(74.39)
53481500	AWWSC Services - Office Supplii	CF	9300010345	2/28/2013	276.48
53481500	AWWSC Services - Office Supplii	CF	9300010346	2/28/2013	(5.23)
53481500	AWWSC Services - Office Supplii	CF	9300010349	2/28/2013	(15.29)
53481500	AWWSC Services - Office Supplii	CF	9300010350	2/28/2013	(30.92)
53481500	AWWSC Services - Office Supplii	CF	9300010351	2/28/2013	0.02
53481500	AWWSC Services - Office Supplii	CF	9300010352	2/28/2013	(6.34)
53481500	AWWSC Services - Office Supplii	CF	9300010353	2/28/2013	(2.27)
53481500	AWWSC Services - Office Supplii	CF	9300010354	2/28/2013	(25.85)
53481500	AWWSC Services - Office Supplii	CF	9300010355	2/28/2013	1,459.13

## Kentucky American Water Company

Case No. 2012-00520

Response to PSC DR1, Item 31

Account	Description	Doc Type	Document Number	Posting Date	Amount
53481500	AWWSC Services - Office Supplii	CF	9300010356	2/28/2013	5.23
53481500	AWWSC Services - Office Supplii	CF	9300010357	2/28/2013	1.12
53481500	AWWSC Services - Office Supplii	CF	9300010358	2/28/2013	(1.71)
53481500	AWWSC Services - Office Supplii	CF	9300010359	2/28/2013	8.93
53481500	AWWSC Services - Office Supplii	CF	9300010360	2/28/2013	(7.57)
53481500	AWWSC Services - Office Supplii	CF	9300010362	2/28/2013	(25.77)
53481500	AWWSC Services - Office Supplii	CF	9300010364	2/28/2013	0.20
53481500	AWWSC Services - Office Supplii	CF	9300010365	2/28/2013	1.71
53481500	AWWSC Services - Office Supplii	CF	9300010366	2/28/2013	(4.10)
53481500	AWWSC Services - Office Supplii	CF	9300010367	2/28/2013	(15.33)
53481500	AWWSC Services - Office Supplii	CF	9300010368	2/28/2013	(25.87)
53481500	AWWSC Services - Office Supplii	CF	9300010369	2/28/2013	0.15
53481500	AWWSC Services - Office Supplii	CF	9300010370	2/28/2013	51.82
53481500	AWWSC Services - Office Supplii	CF	9300010371	2/28/2013	(0.03)
53481500	AWWSC Services - Office Supplii	CF	9300010372	2/28/2013	18.92
53481500	AWWSC Services - Office Supplii	CF	9300010373	2/28/2013	(1.50)
53481500	AWWSC Services - Office Supplii	CF	9300010374	2/28/2013	4.87
53481500	AWWSC Services - Office Supplii	CF	9300010375	2/28/2013	(0.04)
53481500	AWWSC Services - Office Supplii	CF	9300010377	2/28/2013	(1.24)
53481500	AWWSC Services - Office Supplii	CF	9300010378	2/28/2013	(253.57)
53481500	AWWSC Services - Office Supplii	CF	9300010379	2/28/2013	(31.34)
53481500	AWWSC Services - Office Supplii	CF	9300010380	2/28/2013	(0.01)
53481500	AWWSC Services - Office Supplii	CF	9300010381	2/28/2013	(3.78)
53481500	AWWSC Services - Office Supplii	CF	9300010382	2/28/2013	1,154.09
53481500	AWWSC Services - Office Supplii	CF	9300010383	2/28/2013	(6.51)
53481500	AWWSC Services - Office Supplii	CF	9300010384	2/28/2013	2.58
53481500	AWWSC Services - Office Supplii	CF	9300010385	2/28/2013	78.25
53481500	AWWSC Services - Office Supplii	CF	9300010386	2/28/2013	0.50
53481500	AWWSC Services - Office Supplii	CF	9300010387	2/28/2013	(15.33)
53481500	AWWSC Services - Office Supplii	CF	9300010388	2/28/2013	(0.40)
53481500	AWWSC Services - Office Supplii	CF	9300010389	2/28/2013	(1.33)
53481500	AWWSC Services - Office Supplii	CF	9300010390	2/28/2013	257.12
53481500	AWWSC Services - Office Supplii	CF	9300010393	2/28/2013	(341.37)
53481500	AWWSC Services - Office Supplii	CF	9300010394	2/28/2013	(0.17)
53481500	AWWSC Services - Office Supplii	CF	9300010395	2/28/2013	0.26
53481500	AWWSC Services - Office Supplii	CF	9300010396	2/28/2013	28.74
53481500	AWWSC Services - Office Supplii	CF	9300010397	2/28/2013	(0.40)
53481500	AWWSC Services - Office Supplii	CF	9300010398	2/28/2013	(4.48)
53481500	AWWSC Services - Office Supplii	CF	9300010399	2/28/2013	(20.24)
53481500	AWWSC Services - Office Supplii	CF	9300010400	2/28/2013	(22.25)
53481500	AWWSC Services - Office Supplii	CF	9300010401	2/28/2013	263.35
53481500	AWWSC Services - Office Supplii	CF	9300010402	2/28/2013	(1.39)
53481500	AWWSC Services - Office Supplii	CF	9300010403	2/28/2013	(1.39)
53481500	AWWSC Services - Office Supplii	CF	9300010404	2/28/2013	(8.90)
53481500	AWWSC Services - Office Supplii	CF	9300010405	2/28/2013	(5.91)
53481500	AWWSC Services - Office Supplii	CF	9300010406	2/28/2013	(5.91)
53481500	AWWSC Services - Office Supplii	CF	9300010407	2/28/2013	(22.83)
53481500	AWWSC Services - Office Supplii	CF	9300010408	2/28/2013	0.22
53481500	AWWSC Services - Office Supplii	CF	9300010409	2/28/2013	0.15
53481500	AWWSC Services - Office Supplii	CF	9300010410	2/28/2013	0.75
53481500	AWWSC Services - Office Supplii	CF	9300010411	2/28/2013	0.75
53481500	AWWSC Services - Office Supplii	CF	9300010412	2/28/2013	0.75
53481500	AWWSC Services - Office Supplii	CF	9300010414	2/28/2013	0.14

## Kentucky American Water Company

Case No. 2012-00520

Response to PSC DR1, Item 31

Account	Description	Doc Type	Document Number	Posting Date	Amount
53481500	AWWSC Services - Office Supplii	CF	9300010415	2/28/2013	(229.64)
53481500	AWWSC Services - Office Supplii	CF	9300010416	2/28/2013	(0.23)
53481500	AWWSC Services - Office Supplii	CF	9300010417	2/28/2013	(0.32)
53481500	AWWSC Services - Office Supplii	CF	9300010418	2/28/2013	(0.08)
53481500	AWWSC Services - Office Supplii	CF	9300010419	2/28/2013	143.89
53481500	AWWSC Services - Office Supplii	CF	9300010420	2/28/2013	0.46
53481500	AWWSC Services - Office Supplii	CF	9300010421	2/28/2013	(49.02)
53481500	AWWSC Services - Office Supplii	CF	9300010423	2/28/2013	(0.91)
53481500	AWWSC Services - Office Supplii	CF	9300010424	2/28/2013	(77.62)
53481500	AWWSC Services - Office Supplii	CF	9300010425	2/28/2013	(0.04)
53481500	AWWSC Services - Office Supplii	CF	9300010426	2/28/2013	(0.39)
53481500	AWWSC Services - Office Supplii	CF	9300010427	2/28/2013	(4.17)
53481500	AWWSC Services - Office Supplii	CF	9300010428	2/28/2013	0.94
53481500	AWWSC Services - Office Supplii	CF	9300010430	2/28/2013	(4.13)
53481500	AWWSC Services - Office Supplii	CF	9300010431	2/28/2013	(10.14)
53481500	AWWSC Services - Office Supplii	CF	9300010432	2/28/2013	1.19
53481500	AWWSC Services - Office Supplii	CF	9300010434	2/28/2013	1,086.95
53481500	AWWSC Services - Office Supplii	CF	9300010435	2/28/2013	0.98
53481500	AWWSC Services - Office Supplii	CF	9300010436	2/28/2013	79.78
53481500	AWWSC Services - Office Supplii	CF	9300010437	2/28/2013	(1.42)
53481500	AWWSC Services - Office Supplii	CF	9300010438	2/28/2013	(3.94)
53481500	AWWSC Services - Office Supplii	CF	9300010439	2/28/2013	138.04
53481500	AWWSC Services - Office Supplii	CF	9300010440	2/28/2013	(64.39)
53481500	AWWSC Services - Office Supplii	CF	9300010441	2/28/2013	(0.07)
53481500	AWWSC Services - Office Supplii	CF	9300010442	2/28/2013	(15.29)
53481500	AWWSC Services - Office Supplii	CF	9300010443	2/28/2013	(32.29)
53481500	AWWSC Services - Office Supplii	CF	9300010453	2/28/2013	15.00
53481500	AWWSC Services - Office Supplii	CF	9300010454	2/28/2013	120.41
53481500	AWWSC Services - Office Supplii	CF	9300010455	2/28/2013	0.32
53481500	AWWSC Services - Office Supplii	CF	9300010456	2/28/2013	(180.82)
53481500	AWWSC Services - Office Supplii	CF	9300010458	2/28/2013	1.17
53481500	AWWSC Services - Office Supplii	CF	9300010503	2/28/2013	249.66
53481500	AWWSC Services - Office Supplii	CF	9300010568	2/28/2013	0.09
53481500	AWWSC Services - Office Supplii	CF	9300010569	2/28/2013	0.46
53481500	AWWSC Services - Office Supplii	CF	9300010570	2/28/2013	(0.01)
53481500	AWWSC Services - Office Supplii	CF	9300010571	2/28/2013	0.14
53481500	AWWSC Services - Office Supplii	CF	9300010572	2/28/2013	4.11
53481500	AWWSC Services - Office Supplii	CF	9300010573	2/28/2013	0.06
53481500	AWWSC Services - Office Supplii	CF	9300010574	2/28/2013	(0.88)
53481500	AWWSC Services - Office Supplii	CF	9300010575	2/28/2013	0.02
53481500	AWWSC Services - Office Supplii	CF	9300010576	2/28/2013	475.84
53481500	AWWSC Services - Office Supplii	CF	9300010577	2/28/2013	5.22
53481500	AWWSC Services - Office Supplii	CF	9300010578	2/28/2013	7.35
53481500	AWWSC Services - Office Supplii	CF	9300010579	2/28/2013	1.31
53481500	AWWSC Services - Office Supplii	CF	9300010580	2/28/2013	4.30
53481500	AWWSC Services - Office Supplii	CF	9300010581	2/28/2013	7.88
53481500	AWWSC Services - Office Supplii	CF	9300010582	2/28/2013	8.30
53481500	AWWSC Services - Office Supplii	CF	9300010584	2/28/2013	4.72
53481500	AWWSC Services - Office Supplii	CF	9300010585	2/28/2013	0.35
53481500	AWWSC Services - Office Supplii	CF	9300010587	2/28/2013	1.61
53481500	AWWSC Services - Office Supplii	CF	9300010590	2/28/2013	(16.12)
53481500	AWWSC Services - Office Supplii	CF	9300010594	2/28/2013	28.11
53481500	AWWSC Services - Office Supplii	CF	9300010596	2/28/2013	(34.09)

## Kentucky American Water Company

Case No. 2012-00520

Response to PSC DR1, Item 31

Account	Description	Doc Type	Document Number	Posting Date	Amount
53481500	AWWSC Services - Office Supplii	CF	9300010603	2/28/2013	(12.74)
53481500	AWWSC Services - Office Supplii	CF	9300010610	2/28/2013	(52.78)
53481500	AWWSC Services - Office Supplii	CF	9300010611	2/28/2013	(255.25)
53481500	AWWSC Services - Office Supplii	CF	9300010632	2/28/2013	(43.90)
53481500	AWWSC Services - Office Supplii	CF	9300010636	2/28/2013	(5.29)
53481500	AWWSC Services - Office Supplii	CF	9300010642	2/28/2013	8.19
53481500	AWWSC Services - Office Supplii	CF	9300010643	2/28/2013	12.97
53481500	AWWSC Services - Office Supplii	CF	9300010644	2/28/2013	4.92
53481500	AWWSC Services - Office Supplii	CF	9300010645	2/28/2013	31.03
53481500	AWWSC Services - Office Supplii	CF	9300010646	2/28/2013	0.16
53481500	AWWSC Services - Office Supplii	UT	9300010670	2/28/2013	(1,935.78)
53481500	AWWSC Services - Office Supplii	UT	9300010672	2/28/2013	(192.98)
53481500	AWWSC Services - Office Supplii	UT	9300010673	2/28/2013	(288.89)
53481700	AWWSC Services - Rents CAPX	UZ	2000001132	2/28/2013	(146.49)
53481700	AWWSC Services - Rents CAPX	UZ	2000001133	2/28/2013	(475.75)
53481700	AWWSC Services - Rents CAPX	UZ	2000001135	2/28/2013	(1,157.43)
53481700	AWWSC Services - Rents CAPX	CF	9300010237	2/28/2013	56.84
53481700	AWWSC Services - Rents CAPX	CF	9300010576	2/28/2013	58.60
53481700	AWWSC Services - Rents CAPX	CF	9300010577	2/28/2013	2,348.92
53481700	AWWSC Services - Rents CAPX	CF	9300010586	2/28/2013	1,070.60
53481700	AWWSC Services - Rents CAPX	CF	9300010587	2/28/2013	21.26
53481700	AWWSC Services - Rents CAPX	CF	9300010625	2/28/2013	1,468.66
53481700	AWWSC Services - Rents CAPX	CF	9300010643	2/28/2013	1.84
53481700	AWWSC Services - Rents CAPX	CF	9300010644	2/28/2013	193.35
53481700	AWWSC Services - Rents CAPX	CF	9300010645	2/28/2013	415.38
53481700	AWWSC Services - Rents CAPX	UT	9300010670	2/28/2013	(1,556.72)
53481700	AWWSC Services - Rents CAPX	UT	9300010672	2/28/2013	(920.69)
53481700	AWWSC Services - Rents CAPX	UT	9300010673	2/28/2013	(1,378.37)
53482100	AWWSC Services - Other O&M f	UZ	2000001129	2/28/2013	(338.54)
53482100	AWWSC Services - Other O&M f	UZ	2000001130	2/28/2013	0.19
53482100	AWWSC Services - Other O&M f	UZ	2000001132	2/28/2013	(147.88)
53482100	AWWSC Services - Other O&M f	UZ	2000001133	2/28/2013	(1,473.14)
53482100	AWWSC Services - Other O&M f	UZ	2000001135	2/28/2013	(917.69)
53482100	AWWSC Services - Other O&M f	CF	9300010162	2/28/2013	(1.71)
53482100	AWWSC Services - Other O&M f	CF	9300010260	2/28/2013	56.46
53482100	AWWSC Services - Other O&M f	CF	9300010272	2/28/2013	391.00
53482100	AWWSC Services - Other O&M f	CF	9300010274	2/28/2013	3.91
53482100	AWWSC Services - Other O&M f	CF	9300010276	2/28/2013	71.24
53482100	AWWSC Services - Other O&M f	CF	9300010277	2/28/2013	2.21
53482100	AWWSC Services - Other O&M f	CF	9300010283	2/28/2013	9.12
53482100	AWWSC Services - Other O&M f	CF	9300010284	2/28/2013	0.10
53482100	AWWSC Services - Other O&M f	CF	9300010287	2/28/2013	(291.77)
53482100	AWWSC Services - Other O&M f	CF	9300010288	2/28/2013	(750.62)
53482100	AWWSC Services - Other O&M f	CF	9300010289	2/28/2013	68.40
53482100	AWWSC Services - Other O&M f	CF	9300010290	2/28/2013	0.76
53482100	AWWSC Services - Other O&M f	CF	9300010291	2/28/2013	0.76
53482100	AWWSC Services - Other O&M f	CF	9300010305	2/28/2013	48.28
53482100	AWWSC Services - Other O&M f	CF	9300010313	2/28/2013	399.00
53482100	AWWSC Services - Other O&M f	CF	9300010314	2/28/2013	0.83
53482100	AWWSC Services - Other O&M f	CF	9300010329	2/28/2013	0.14
53482100	AWWSC Services - Other O&M f	CF	9300010330	2/28/2013	3.35
53482100	AWWSC Services - Other O&M f	CF	9300010338	2/28/2013	32.67
53482100	AWWSC Services - Other O&M f	CF	9300010339	2/28/2013	71.93

## Kentucky American Water Company

Case No. 2012-00520

Response to PSC DR1, Item 31

Account	Description	Doc Type	Document Number	Posting Date	Amount
53482100	AWWSC Services - Other O&M fCF		9300010340	2/28/2013	(1.18)
53482100	AWWSC Services - Other O&M fCF		9300010342	2/28/2013	0.76
53482100	AWWSC Services - Other O&M fCF		9300010343	2/28/2013	29.52
53482100	AWWSC Services - Other O&M fCF		9300010350	2/28/2013	(0.33)
53482100	AWWSC Services - Other O&M fCF		9300010354	2/28/2013	0.76
53482100	AWWSC Services - Other O&M fCF		9300010355	2/28/2013	26.73
53482100	AWWSC Services - Other O&M fCF		9300010359	2/28/2013	5.97
53482100	AWWSC Services - Other O&M fCF		9300010360	2/28/2013	2.24
53482100	AWWSC Services - Other O&M fCF		9300010362	2/28/2013	4.36
53482100	AWWSC Services - Other O&M fCF		9300010366	2/28/2013	58.19
53482100	AWWSC Services - Other O&M fCF		9300010368	2/28/2013	0.30
53482100	AWWSC Services - Other O&M fCF		9300010369	2/28/2013	2.65
53482100	AWWSC Services - Other O&M fCF		9300010370	2/28/2013	(5.52)
53482100	AWWSC Services - Other O&M fCF		9300010378	2/28/2013	55.86
53482100	AWWSC Services - Other O&M fCF		9300010382	2/28/2013	19.48
53482100	AWWSC Services - Other O&M fCF		9300010391	2/28/2013	3.67
53482100	AWWSC Services - Other O&M fCF		9300010393	2/28/2013	(19.36)
53482100	AWWSC Services - Other O&M fCF		9300010401	2/28/2013	2.03
53482100	AWWSC Services - Other O&M fCF		9300010419	2/28/2013	(7.33)
53482100	AWWSC Services - Other O&M fCF		9300010421	2/28/2013	(4.75)
53482100	AWWSC Services - Other O&M fCF		9300010431	2/28/2013	1.53
53482100	AWWSC Services - Other O&M fCF		9300010434	2/28/2013	13.80
53482100	AWWSC Services - Other O&M fCF		9300010436	2/28/2013	42.87
53482100	AWWSC Services - Other O&M fCF		9300010439	2/28/2013	2.93
53482100	AWWSC Services - Other O&M fCF		9300010453	2/28/2013	195.03
53482100	AWWSC Services - Other O&M fCF		9300010454	2/28/2013	71.98
53482100	AWWSC Services - Other O&M fCF		9300010456	2/28/2013	120.94
53482100	AWWSC Services - Other O&M fCF		9300010457	2/28/2013	2.78
53482100	AWWSC Services - Other O&M fCF		9300010503	2/28/2013	43.57
53482100	AWWSC Services - Other O&M fCF		9300010568	2/28/2013	1.04
53482100	AWWSC Services - Other O&M fCF		9300010569	2/28/2013	(20.99)
53482100	AWWSC Services - Other O&M fCF		9300010570	2/28/2013	2.30
53482100	AWWSC Services - Other O&M fCF		9300010571	2/28/2013	1.23
53482100	AWWSC Services - Other O&M fCF		9300010572	2/28/2013	(1.32)
53482100	AWWSC Services - Other O&M fCF		9300010573	2/28/2013	15.13
53482100	AWWSC Services - Other O&M fCF		9300010574	2/28/2013	1.86
53482100	AWWSC Services - Other O&M fCF		9300010575	2/28/2013	8.01
53482100	AWWSC Services - Other O&M fCF		9300010576	2/28/2013	5.25
53482100	AWWSC Services - Other O&M fCF		9300010577	2/28/2013	145.88
53482100	AWWSC Services - Other O&M fCF		9300010578	2/28/2013	324.11
53482100	AWWSC Services - Other O&M fCF		9300010579	2/28/2013	0.33
53482100	AWWSC Services - Other O&M fCF		9300010580	2/28/2013	64.08
53482100	AWWSC Services - Other O&M fCF		9300010581	2/28/2013	449.78
53482100	AWWSC Services - Other O&M fCF		9300010582	2/28/2013	74.21
53482100	AWWSC Services - Other O&M fCF		9300010583	2/28/2013	610.38
53482100	AWWSC Services - Other O&M fCF		9300010584	2/28/2013	162.64
53482100	AWWSC Services - Other O&M fCF		9300010586	2/28/2013	0.06
53482100	AWWSC Services - Other O&M fCF		9300010587	2/28/2013	12.89
53482100	AWWSC Services - Other O&M fCF		9300010591	2/28/2013	157.78
53482100	AWWSC Services - Other O&M fCF		9300010593	2/28/2013	82.75
53482100	AWWSC Services - Other O&M fCF		9300010595	2/28/2013	109.98
53482100	AWWSC Services - Other O&M fCF		9300010602	2/28/2013	129.49
53482100	AWWSC Services - Other O&M fCF		9300010609	2/28/2013	1,449.09

## Kentucky American Water Company

Case No. 2012-00520

Response to PSC DR1, Item 31

Account	Description	Doc Type	Document Number	Posting Date	Amount
53482100	AWWSC Services - Other O&M f CF		9300010631	2/28/2013	207.31
53482100	AWWSC Services - Other O&M f CF		9300010635	2/28/2013	87.40
53482100	AWWSC Services - Other O&M f CF		9300010642	2/28/2013	118.21
53482100	AWWSC Services - Other O&M f CF		9300010643	2/28/2013	15.14
53482100	AWWSC Services - Other O&M f CF		9300010644	2/28/2013	27.34
53482100	AWWSC Services - Other O&M f CF		9300010645	2/28/2013	325.36
53482100	AWWSC Services - Other O&M f CF		9300010646	2/28/2013	12.64
53482100	AWWSC Services - Other O&M f UT		9300010670	2/28/2013	(1,964.78)
53482100	AWWSC Services - Other O&M f UT		9300010672	2/28/2013	(209.47)
53482100	AWWSC Services - Other O&M f UT		9300010673	2/28/2013	(313.59)
53482200	AWWSC Services - Depr & Amor UZ		2000001129	2/28/2013	(1,180.50)
53482200	AWWSC Services - Depr & Amor UZ		2000001130	2/28/2013	(4,713.15)
53482200	AWWSC Services - Depr & Amor UZ		2000001132	2/28/2013	(6.86)
53482200	AWWSC Services - Depr & Amor UZ		2000001133	2/28/2013	(303.25)
53482200	AWWSC Services - Depr & Amor UZ		2000001135	2/28/2013	(321.12)
53482200	AWWSC Services - Depr & Amor CF		9300010324	2/28/2013	1,180.50
53482200	AWWSC Services - Depr & Amor CF		9300010325	2/28/2013	1,180.50
53482200	AWWSC Services - Depr & Amor CF		9300010326	2/28/2013	1,177.55
53482200	AWWSC Services - Depr & Amor CF		9300010327	2/28/2013	1,177.55
53482200	AWWSC Services - Depr & Amor CF		9300010328	2/28/2013	1,177.55
53482200	AWWSC Services - Depr & Amor CF		9300010569	2/28/2013	2.12
53482200	AWWSC Services - Depr & Amor CF		9300010575	2/28/2013	58.56
53482200	AWWSC Services - Depr & Amor CF		9300010579	2/28/2013	319.62
53482200	AWWSC Services - Depr & Amor CF		9300010581	2/28/2013	35.93
53482200	AWWSC Services - Depr & Amor CF		9300010583	2/28/2013	251.89
53482200	AWWSC Services - Depr & Amor CF		9300010584	2/28/2013	144.65
53482200	AWWSC Services - Depr & Amor CF		9300010586	2/28/2013	289.16
53482200	AWWSC Services - Depr & Amor CF		9300010587	2/28/2013	9.02
53482200	AWWSC Services - Depr & Amor CF		9300010624	2/28/2013	447.42
53482200	AWWSC Services - Depr & Amor CF		9300010643	2/28/2013	20.57
53482200	AWWSC Services - Depr & Amor CF		9300010645	2/28/2013	200.79
53482200	AWWSC Services - Depr & Amor UT		9300010670	2/28/2013	(835.66)
53482200	AWWSC Services - Depr & Amor UT		9300010672	2/28/2013	(125.28)
53482200	AWWSC Services - Depr & Amor UT		9300010673	2/28/2013	(187.56)
53482300	AWWSC Services - General Tax UZ		2000001129	2/28/2013	(1,365.56)
53482300	AWWSC Services - General Tax UZ		2000001130	2/28/2013	(1,704.91)
53482300	AWWSC Services - General Tax UZ		2000001132	2/28/2013	(4.65)
53482300	AWWSC Services - General Tax UZ		2000001133	2/28/2013	(139.50)
53482300	AWWSC Services - General Tax UZ		2000001135	2/28/2013	(186.21)
53482300	AWWSC Services - General Tax CF		9300010238	2/28/2013	604.31
53482300	AWWSC Services - General Tax CF		9300010239	2/28/2013	321.13
53482300	AWWSC Services - General Tax CF		9300010240	2/28/2013	71.52
53482300	AWWSC Services - General Tax CF		9300010241	2/28/2013	45.87
53482300	AWWSC Services - General Tax CF		9300010242	2/28/2013	(14.84)
53482300	AWWSC Services - General Tax CF		9300010243	2/28/2013	87.14
53482300	AWWSC Services - General Tax CF		9300010244	2/28/2013	0.94
53482300	AWWSC Services - General Tax CF		9300010245	2/28/2013	29.78
53482300	AWWSC Services - General Tax CF		9300010246	2/28/2013	(8.54)
53482300	AWWSC Services - General Tax CF		9300010247	2/28/2013	53.32
53482300	AWWSC Services - General Tax CF		9300010248	2/28/2013	23.28
53482300	AWWSC Services - General Tax CF		9300010249	2/28/2013	46.80
53482300	AWWSC Services - General Tax CF		9300010250	2/28/2013	48.07
53482300	AWWSC Services - General Tax CF		9300010251	2/28/2013	12.76



## Kentucky American Water Company

Case No. 2012-00520

Response to PSC DR1, Item 31

Account	Description	Doc Type	Document Number	Posting Date	Amount
53482300	AWWSC Services - General Tax	CF	9300010252	2/28/2013	58.39
53482300	AWWSC Services - General Tax	CF	9300010253	2/28/2013	36.06
53482300	AWWSC Services - General Tax	CF	9300010254	2/28/2013	16.95
53482300	AWWSC Services - General Tax	CF	9300010255	2/28/2013	32.58
53482300	AWWSC Services - General Tax	CF	9300010256	2/28/2013	4.09
53482300	AWWSC Services - General Tax	CF	9300010257	2/28/2013	14.79
53482300	AWWSC Services - General Tax	CF	9300010258	2/28/2013	19.45
53482300	AWWSC Services - General Tax	CF	9300010259	2/28/2013	5.33
53482300	AWWSC Services - General Tax	CF	9300010260	2/28/2013	113.84
53482300	AWWSC Services - General Tax	CF	9300010261	2/28/2013	19.70
53482300	AWWSC Services - General Tax	CF	9300010262	2/28/2013	(2.55)
53482300	AWWSC Services - General Tax	CF	9300010263	2/28/2013	(2.55)
53482300	AWWSC Services - General Tax	CF	9300010266	2/28/2013	16.57
53482300	AWWSC Services - General Tax	CF	9300010267	2/28/2013	24.58
53482300	AWWSC Services - General Tax	CF	9300010269	2/28/2013	3.14
53482300	AWWSC Services - General Tax	CF	9300010274	2/28/2013	65.77
53482300	AWWSC Services - General Tax	CF	9300010275	2/28/2013	0.41
53482300	AWWSC Services - General Tax	CF	9300010276	2/28/2013	480.60
53482300	AWWSC Services - General Tax	CF	9300010278	2/28/2013	16.79
53482300	AWWSC Services - General Tax	CF	9300010280	2/28/2013	1.98
53482300	AWWSC Services - General Tax	CF	9300010281	2/28/2013	1.98
53482300	AWWSC Services - General Tax	CF	9300010283	2/28/2013	1.98
53482300	AWWSC Services - General Tax	CF	9300010284	2/28/2013	(0.15)
53482300	AWWSC Services - General Tax	CF	9300010290	2/28/2013	6.43
53482300	AWWSC Services - General Tax	CF	9300010291	2/28/2013	5.69
53482300	AWWSC Services - General Tax	CF	9300010294	2/28/2013	24.55
53482300	AWWSC Services - General Tax	CF	9300010299	2/28/2013	2.90
53482300	AWWSC Services - General Tax	CF	9300010300	2/28/2013	(424.82)
53482300	AWWSC Services - General Tax	CF	9300010302	2/28/2013	0.41
53482300	AWWSC Services - General Tax	CF	9300010304	2/28/2013	24.64
53482300	AWWSC Services - General Tax	CF	9300010305	2/28/2013	(0.09)
53482300	AWWSC Services - General Tax	CF	9300010306	2/28/2013	1.25
53482300	AWWSC Services - General Tax	CF	9300010308	2/28/2013	50.40
53482300	AWWSC Services - General Tax	CF	9300010309	2/28/2013	(1.47)
53482300	AWWSC Services - General Tax	CF	9300010310	2/28/2013	27.35
53482300	AWWSC Services - General Tax	CF	9300010311	2/28/2013	24.59
53482300	AWWSC Services - General Tax	CF	9300010314	2/28/2013	19.53
53482300	AWWSC Services - General Tax	CF	9300010315	2/28/2013	0.34
53482300	AWWSC Services - General Tax	CF	9300010317	2/28/2013	0.22
53482300	AWWSC Services - General Tax	CF	9300010319	2/28/2013	16.85
53482300	AWWSC Services - General Tax	CF	9300010323	2/28/2013	6.61
53482300	AWWSC Services - General Tax	CF	9300010329	2/28/2013	18.85
53482300	AWWSC Services - General Tax	CF	9300010330	2/28/2013	16.83
53482300	AWWSC Services - General Tax	CF	9300010331	2/28/2013	71.30
53482300	AWWSC Services - General Tax	CF	9300010332	2/28/2013	12.80
53482300	AWWSC Services - General Tax	CF	9300010333	2/28/2013	13.52
53482300	AWWSC Services - General Tax	CF	9300010334	2/28/2013	14.88
53482300	AWWSC Services - General Tax	CF	9300010335	2/28/2013	16.79
53482300	AWWSC Services - General Tax	CF	9300010336	2/28/2013	11.24
53482300	AWWSC Services - General Tax	CF	9300010342	2/28/2013	12.34
53482300	AWWSC Services - General Tax	CF	9300010343	2/28/2013	(4.52)
53482300	AWWSC Services - General Tax	CF	9300010345	2/28/2013	52.07
53482300	AWWSC Services - General Tax	CF	9300010346	2/28/2013	19.36

## Kentucky American Water Company

Case No. 2012-00520

Response to PSC DR1, Item 31

Account	Description	Doc Type	Document Number	Posting Date	Amount
53482300	AWWSC Services - General Tax	CF	9300010347	2/28/2013	0.29
53482300	AWWSC Services - General Tax	CF	9300010348	2/28/2013	0.30
53482300	AWWSC Services - General Tax	CF	9300010350	2/28/2013	64.31
53482300	AWWSC Services - General Tax	CF	9300010352	2/28/2013	24.64
53482300	AWWSC Services - General Tax	CF	9300010353	2/28/2013	16.79
53482300	AWWSC Services - General Tax	CF	9300010354	2/28/2013	91.03
53482300	AWWSC Services - General Tax	CF	9300010355	2/28/2013	326.18
53482300	AWWSC Services - General Tax	CF	9300010356	2/28/2013	37.56
53482300	AWWSC Services - General Tax	CF	9300010358	2/28/2013	23.80
53482300	AWWSC Services - General Tax	CF	9300010359	2/28/2013	28.98
53482300	AWWSC Services - General Tax	CF	9300010360	2/28/2013	(0.58)
53482300	AWWSC Services - General Tax	CF	9300010361	2/28/2013	15.56
53482300	AWWSC Services - General Tax	CF	9300010362	2/28/2013	91.27
53482300	AWWSC Services - General Tax	CF	9300010363	2/28/2013	1.94
53482300	AWWSC Services - General Tax	CF	9300010366	2/28/2013	6.72
53482300	AWWSC Services - General Tax	CF	9300010368	2/28/2013	(236.40)
53482300	AWWSC Services - General Tax	CF	9300010370	2/28/2013	76.87
53482300	AWWSC Services - General Tax	CF	9300010372	2/28/2013	0.41
53482300	AWWSC Services - General Tax	CF	9300010373	2/28/2013	5.72
53482300	AWWSC Services - General Tax	CF	9300010376	2/28/2013	(2.97)
53482300	AWWSC Services - General Tax	CF	9300010380	2/28/2013	2.31
53482300	AWWSC Services - General Tax	CF	9300010381	2/28/2013	17.47
53482300	AWWSC Services - General Tax	CF	9300010382	2/28/2013	455.34
53482300	AWWSC Services - General Tax	CF	9300010383	2/28/2013	29.34
53482300	AWWSC Services - General Tax	CF	9300010384	2/28/2013	52.51
53482300	AWWSC Services - General Tax	CF	9300010386	2/28/2013	0.17
53482300	AWWSC Services - General Tax	CF	9300010388	2/28/2013	(1.48)
53482300	AWWSC Services - General Tax	CF	9300010389	2/28/2013	0.21
53482300	AWWSC Services - General Tax	CF	9300010390	2/28/2013	35.88
53482300	AWWSC Services - General Tax	CF	9300010391	2/28/2013	2.59
53482300	AWWSC Services - General Tax	CF	9300010392	2/28/2013	0.55
53482300	AWWSC Services - General Tax	CF	9300010393	2/28/2013	(1.49)
53482300	AWWSC Services - General Tax	CF	9300010396	2/28/2013	21.06
53482300	AWWSC Services - General Tax	CF	9300010397	2/28/2013	(1.48)
53482300	AWWSC Services - General Tax	CF	9300010398	2/28/2013	(2.55)
53482300	AWWSC Services - General Tax	CF	9300010399	2/28/2013	66.09
53482300	AWWSC Services - General Tax	CF	9300010400	2/28/2013	64.64
53482300	AWWSC Services - General Tax	CF	9300010401	2/28/2013	(92.28)
53482300	AWWSC Services - General Tax	CF	9300010402	2/28/2013	(1.48)
53482300	AWWSC Services - General Tax	CF	9300010403	2/28/2013	(1.48)
53482300	AWWSC Services - General Tax	CF	9300010404	2/28/2013	(1.48)
53482300	AWWSC Services - General Tax	CF	9300010413	2/28/2013	390.05
53482300	AWWSC Services - General Tax	CF	9300010415	2/28/2013	62.71
53482300	AWWSC Services - General Tax	CF	9300010416	2/28/2013	3.10
53482300	AWWSC Services - General Tax	CF	9300010419	2/28/2013	59.88
53482300	AWWSC Services - General Tax	CF	9300010422	2/28/2013	(1.69)
53482300	AWWSC Services - General Tax	CF	9300010424	2/28/2013	125.88
53482300	AWWSC Services - General Tax	CF	9300010429	2/28/2013	43.02
53482300	AWWSC Services - General Tax	CF	9300010434	2/28/2013	100.07
53482300	AWWSC Services - General Tax	CF	9300010435	2/28/2013	6.07
53482300	AWWSC Services - General Tax	CF	9300010436	2/28/2013	(4.52)
53482300	AWWSC Services - General Tax	CF	9300010438	2/28/2013	28.63
53482300	AWWSC Services - General Tax	CF	9300010441	2/28/2013	2.31

## Kentucky American Water Company

Case No. 2012-00520

Response to PSC DR1, Item 31

Account	Description	Doc Type	Document Number	Posting Date	Amount
53482300	AWWSC Services - General Tax	CF	9300010453	2/28/2013	91.23
53482300	AWWSC Services - General Tax	CF	9300010454	2/28/2013	62.76
53482300	AWWSC Services - General Tax	CF	9300010455	2/28/2013	41.14
53482300	AWWSC Services - General Tax	CF	9300010456	2/28/2013	268.19
53482300	AWWSC Services - General Tax	CF	9300010457	2/28/2013	25.60
53482300	AWWSC Services - General Tax	CF	9300010458	2/28/2013	20.88
53482300	AWWSC Services - General Tax	CF	9300010459	2/28/2013	2.57
53482300	AWWSC Services - General Tax	CF	9300010502	2/28/2013	203.96
53482300	AWWSC Services - General Tax	CF	9300010503	2/28/2013	165.05
53482300	AWWSC Services - General Tax	CF	9300010504	2/28/2013	796.50
53482300	AWWSC Services - General Tax	CF	9300010505	2/28/2013	1,227.65
53482300	AWWSC Services - General Tax	CF	9300010568	2/28/2013	0.92
53482300	AWWSC Services - General Tax	CF	9300010569	2/28/2013	(10.02)
53482300	AWWSC Services - General Tax	CF	9300010570	2/28/2013	0.50
53482300	AWWSC Services - General Tax	CF	9300010571	2/28/2013	0.02
53482300	AWWSC Services - General Tax	CF	9300010572	2/28/2013	0.28
53482300	AWWSC Services - General Tax	CF	9300010573	2/28/2013	0.42
53482300	AWWSC Services - General Tax	CF	9300010574	2/28/2013	0.23
53482300	AWWSC Services - General Tax	CF	9300010575	2/28/2013	10.36
53482300	AWWSC Services - General Tax	CF	9300010576	2/28/2013	1.67
53482300	AWWSC Services - General Tax	CF	9300010577	2/28/2013	16.77
53482300	AWWSC Services - General Tax	CF	9300010578	2/28/2013	33.54
53482300	AWWSC Services - General Tax	CF	9300010579	2/28/2013	43.13
53482300	AWWSC Services - General Tax	CF	9300010580	2/28/2013	22.78
53482300	AWWSC Services - General Tax	CF	9300010581	2/28/2013	58.59
53482300	AWWSC Services - General Tax	CF	9300010582	2/28/2013	(0.04)
53482300	AWWSC Services - General Tax	CF	9300010583	2/28/2013	16.06
53482300	AWWSC Services - General Tax	CF	9300010584	2/28/2013	65.61
53482300	AWWSC Services - General Tax	CF	9300010585	2/28/2013	21.66
53482300	AWWSC Services - General Tax	CF	9300010586	2/28/2013	0.18
53482300	AWWSC Services - General Tax	CF	9300010587	2/28/2013	1.15
53482300	AWWSC Services - General Tax	CF	9300010592	2/28/2013	(0.54)
53482300	AWWSC Services - General Tax	CF	9300010601	2/28/2013	(18.71)
53482300	AWWSC Services - General Tax	CF	9300010623	2/28/2013	560.83
53482300	AWWSC Services - General Tax	CF	9300010627	2/28/2013	(109.64)
53482300	AWWSC Services - General Tax	CF	9300010634	2/28/2013	(33.52)
53482300	AWWSC Services - General Tax	CF	9300010640	2/28/2013	(37.01)
53482300	AWWSC Services - General Tax	CF	9300010641	2/28/2013	(75.10)
53482300	AWWSC Services - General Tax	CF	9300010642	2/28/2013	8.11
53482300	AWWSC Services - General Tax	CF	9300010643	2/28/2013	(4.72)
53482300	AWWSC Services - General Tax	CF	9300010644	2/28/2013	37.46
53482300	AWWSC Services - General Tax	CF	9300010645	2/28/2013	3.48
53482300	AWWSC Services - General Tax	CF	9300010646	2/28/2013	1.86
53482300	AWWSC Services - General Tax	UT	9300010670	2/28/2013	(2,342.31)
53482300	AWWSC Services - General Tax	UT	9300010671	2/28/2013	14.84
53482300	AWWSC Services - General Tax	UT	9300010672	2/28/2013	(834.09)
53482300	AWWSC Services - General Tax	UT	9300010673	2/28/2013	(1,283.93)
53482400	AWWSC Services - Net Interest	UJZ	2000001132	2/28/2013	(20.42)
53482400	AWWSC Services - Net Interest	UJZ	2000001133	2/28/2013	(373.03)
53482400	AWWSC Services - Net Interest	UJZ	2000001134	2/28/2013	(7.44)
53482400	AWWSC Services - Net Interest	UJZ	2000001135	2/28/2013	(376.99)
53482400	AWWSC Services - Net Interest	CF	9300010568	2/28/2013	16.24
53482400	AWWSC Services - Net Interest	CF	9300010575	2/28/2013	(0.09)

## Kentucky American Water Company

Case No. 2012-00520

Response to PSC DR1, Item 31

Account	Description	Doc Type	Document Number	Posting Date	Amount
53482400	AWWSC Services - Net Interest (CF		9300010579	2/28/2013	198.62
53482400	AWWSC Services - Net Interest (CF		9300010580	2/28/2013	2.21
53482400	AWWSC Services - Net Interest (CF		9300010583	2/28/2013	2.28
53482400	AWWSC Services - Net Interest (CF		9300010585	2/28/2013	206.84
53482400	AWWSC Services - Net Interest (CF		9300010586	2/28/2013	0.01
53482400	AWWSC Services - Net Interest (CF		9300010587	2/28/2013	0.16
53482400	AWWSC Services - Net Interest (CF		9300010618	2/28/2013	717.67
53482400	AWWSC Services - Net Interest (CF		9300010621	2/28/2013	8.46
53482400	AWWSC Services - Net Interest (CF		9300010644	2/28/2013	33.64
53482400	AWWSC Services - Net Interest (UT		9300010670	2/28/2013	(213.76)
53482400	AWWSC Services - Net Interest (UT		9300010672	2/28/2013	(77.85)
53482400	AWWSC Services - Net Interest (UT		9300010673	2/28/2013	(116.55)
53482500	AWWSC Services - Other Inc & [UZ		2000001132	2/28/2013	(19.52)
53482500	AWWSC Services - Other Inc & [UZ		2000001133	2/28/2013	(399.91)
53482500	AWWSC Services - Other Inc & [UZ		2000001135	2/28/2013	(260.63)
53482500	AWWSC Services - Other Inc & [CF		9300010568	2/28/2013	6.03
53482500	AWWSC Services - Other Inc & [CF		9300010570	2/28/2013	10.86
53482500	AWWSC Services - Other Inc & [CF		9300010571	2/28/2013	2.71
53482500	AWWSC Services - Other Inc & [CF		9300010572	2/28/2013	9.94
53482500	AWWSC Services - Other Inc & [CF		9300010573	2/28/2013	4.91
53482500	AWWSC Services - Other Inc & [CF		9300010574	2/28/2013	0.91
53482500	AWWSC Services - Other Inc & [CF		9300010575	2/28/2013	0.21
53482500	AWWSC Services - Other Inc & [CF		9300010576	2/28/2013	5.90
53482500	AWWSC Services - Other Inc & [CF		9300010577	2/28/2013	11.53
53482500	AWWSC Services - Other Inc & [CF		9300010579	2/28/2013	31.92
53482500	AWWSC Services - Other Inc & [CF		9300010580	2/28/2013	16.05
53482500	AWWSC Services - Other Inc & [CF		9300010585	2/28/2013	192.70
53482500	AWWSC Services - Other Inc & [CF		9300010608	2/28/2013	107.27
53482500	AWWSC Services - Other Inc & [CF		9300010622	2/28/2013	21.31
53482500	AWWSC Services - Other Inc & [CF		9300010633	2/28/2013	507.04
53482500	AWWSC Services - Other Inc & [CF		9300010643	2/28/2013	0.01
53482500	AWWSC Services - Other Inc & [CF		9300010644	2/28/2013	23.02
53482500	AWWSC Services - Other Inc & [CF		9300010645	2/28/2013	(3.29)
53482500	AWWSC Services - Other Inc & [UT		9300010670	2/28/2013	(210.73)
53482500	AWWSC Services - Other Inc & [UT		9300010672	2/28/2013	(23.32)
53482500	AWWSC Services - Other Inc & [UT		9300010673	2/28/2013	(34.92)
53482600	AWWSC Services - Income Tax: CF		9300010575	2/28/2013	10.36
53482600	AWWSC Services - Income Tax: UT		9300010670	2/28/2013	(10.36)
54110000	Rents-Real Prop	CS	9300009627	2/28/2013	(115.00)
54110014	Rents-Real Prop TD	CS	9300009627	2/28/2013	115.00
54140000	Rents-Equip	CS	9300009397	2/28/2013	(65.92)
54140000	Rents-Equip	CS	9300009460	2/28/2013	(68.90)
54140000	Rents-Equip	CS	9300009658	2/28/2013	(350.86)
54140000	Rents-Equip	CS	9300009660	2/28/2013	(220.48)
54140000	Rents-Equip	CS	9300009668	2/28/2013	(1,052.83)
54140000	Rents-Equip	CS	9300009844	2/28/2013	(140.71)
54140000	Rents-Equip	CS	9300009901	2/28/2013	0.75
54140000	Rents-Equip	CS	9300009908	2/28/2013	(1,552.91)
54140000	Rents-Equip	CS	9300009921	2/28/2013	(152.06)
54140013	Rents-Equip WT	CS	9300009844	2/28/2013	140.71
54140014	Rents-Equip TD	CS	9300009397	2/28/2013	65.92
54140014	Rents-Equip TD	CS	9300009460	2/28/2013	68.90
54140014	Rents-Equip TD	CS	9300009921	2/28/2013	152.06

## Kentucky American Water Company

Case No. 2012-00520

Response to PSC DR1, Item 31

Account	Description	Doc Type	Document Number	Posting Date	Amount
54140016	Rents-Equip AG	CS	9300009658	2/28/2013	350.86
54140016	Rents-Equip AG	CS	9300009660	2/28/2013	220.48
54140016	Rents-Equip AG	CS	9300009668	2/28/2013	1,052.83
54140016	Rents-Equip AG	CS	9300009901	2/28/2013	(0.75)
54140016	Rents-Equip AG	CS	9300009908	2/28/2013	1,552.91
55000000	Transportation (O&M)	CS	9300009376	2/28/2013	(14.00)
55000000	Transportation (O&M)	CS	9300009378	2/28/2013	(6.47)
55000000	Transportation (O&M)	CS	9300009397	2/28/2013	(2,486.27)
55000000	Transportation (O&M)	CS	9300009437	2/28/2013	(35.00)
55000000	Transportation (O&M)	CS	9300009442	2/28/2013	(334.15)
55000000	Transportation (O&M)	CS	9300009610	2/28/2013	44.30
55000000	Transportation (O&M)	CS	9300009627	2/28/2013	(170.00)
55000000	Transportation (O&M)	CS	9300009658	2/28/2013	(14.38)
55000000	Transportation (O&M)	CS	9300009666	2/28/2013	(32.00)
55000000	Transportation (O&M)	CS	9300009668	2/28/2013	(16.99)
55000000	Transportation (O&M)	CS	9300009905	2/28/2013	(1,643.34)
55000013	Trans Oper WT	CS	9300009376	2/28/2013	14.00
55000013	Trans Oper WT	CS	9300009378	2/28/2013	6.47
55000013	Trans Oper WT	CS	9300009610	2/28/2013	(44.30)
55000014	Trans Oper TD	CS	9300009397	2/28/2013	2,486.27
55000014	Trans Oper TD	CS	9300009627	2/28/2013	170.00
55000016	Trans Oper AG	CS	9300009437	2/28/2013	35.00
55000016	Trans Oper AG	CS	9300009442	2/28/2013	334.15
55000016	Trans Oper AG	CS	9300009658	2/28/2013	14.38
55000016	Trans Oper AG	CS	9300009666	2/28/2013	32.00
55000016	Trans Oper AG	CS	9300009668	2/28/2013	16.99
55000016	Trans Oper AG	CS	9300009905	2/28/2013	1,643.34
55000100	Trans Cap Credits	UZ	2000001102	2/28/2013	(4,037.75)
55000100	Trans Cap Credits	UZ	2000001108	2/28/2013	(1,882.66)
55000100	Trans Cap Credits	UZ	2000001109	2/28/2013	(1,393.95)
55000100	Trans Cap Credits	UT	9300009352	2/28/2013	(5.81)
55000100	Trans Cap Credits	CS	9300009354	2/28/2013	(29.94)
55000100	Trans Cap Credits	UT	9300009355	2/28/2013	(395.41)
55000100	Trans Cap Credits	UT	9300009356	2/28/2013	(68.22)
55000100	Trans Cap Credits	UT	9300009590	2/28/2013	(9.19)
55000100	Trans Cap Credits	UT	9300009592	2/28/2013	(2,064.52)
55000100	Trans Cap Credits	UT	9300009593	2/28/2013	(18.39)
55000100	Trans Cap Credits	UT	9300009838	2/28/2013	(21.59)
55000100	Trans Cap Credits	CS	9300009840	2/28/2013	(316.17)
55000100	Trans Cap Credits	UT	9300009841	2/28/2013	(3,337.46)
55000100	Trans Cap Credits	UT	9300009842	2/28/2013	(77.84)
55000100	Trans Cap Credits	CS	9300009991	2/28/2013	(20.43)
55010200	Trans Lease Fuel	SV	100003872	2/28/2013	26,527.90
55010200	Trans Lease Fuel	SV	100003875	2/28/2013	91,350.07
55010200	Trans Lease Fuel	SV	100003889	2/28/2013	7,728.15
55010200	Trans Lease Fuel	SG	100003892	2/28/2013	(26,527.90)
55010200	Trans Lease Fuel	SV	100003897	2/28/2013	26,527.90
55010200	Trans Lease Fuel	SV	100004002	2/28/2013	(30,393.01)
55010300	Trans Lease Maint	SV	100003872	2/28/2013	12,579.89
55010300	Trans Lease Maint	SV	100003875	2/28/2013	68,593.21
55010300	Trans Lease Maint	SG	100003892	2/28/2013	(12,579.89)
55010300	Trans Lease Maint	SV	100003897	2/28/2013	15,513.86
55010300	Trans Lease Maint	SV	100003941	2/28/2013	3,527.72

Kentucky American Water Company  
Case No. 2012-00520  
Response to PSC DR1, Item 31

Account	Description	Doc Type	Document Number	Posting Date	Amount
55010300	Trans Lease Maint	SV	100003942	2/28/2013	564.08
55010300	Trans Lease Maint	SV	100004002	2/28/2013	(14,895.82)
55110000	Ins Vehicle	SA	100003973	2/28/2013	2,271.21
55710000	Ins General Liabilty	SA	100003961	2/28/2013	209.59
55710000	Ins General Liabilty	SA	100003962	2/28/2013	231.37
55710000	Ins General Liabilty	SA	100003966	2/28/2013	146.85
55710000	Ins General Liabilty	SA	100003967	2/28/2013	532.99
55710000	Ins General Liabilty	SA	100003969	2/28/2013	18,881.79
55710000	Ins General Liabilty	SA	100003971	2/28/2013	4,373.14
55710000	Ins General Liabilty	SA	100003972	2/28/2013	777.65
55710000	Ins General Liabilty	SA	100003975	2/28/2013	737.87
55710000	Ins General Liabilty	SA	100003976	2/28/2013	410.46
55720000	Ins Work Comp	SA	100003970	2/28/2013	15,091.47
55720100	Ins W/C Cap Credits	UZ	2000001102	2/28/2013	(36.87)
55720100	Ins W/C Cap Credits	UZ	2000001108	2/28/2013	(84.22)
55720100	Ins W/C Cap Credits	UZ	2000001109	2/28/2013	(37.37)
55720100	Ins W/C Cap Credits	UT	9300009352	2/28/2013	(1.66)
55720100	Ins W/C Cap Credits	CS	9300009354	2/28/2013	(8.56)
55720100	Ins W/C Cap Credits	UT	9300009355	2/28/2013	(112.74)
55720100	Ins W/C Cap Credits	UT	9300009356	2/28/2013	(19.45)
55720100	Ins W/C Cap Credits	UT	9300009590	2/28/2013	(2.62)
55720100	Ins W/C Cap Credits	UT	9300009592	2/28/2013	(588.89)
55720100	Ins W/C Cap Credits	UT	9300009593	2/28/2013	(5.24)
55720100	Ins W/C Cap Credits	UT	9300009838	2/28/2013	(0.48)
55720100	Ins W/C Cap Credits	CS	9300009840	2/28/2013	(2.89)
55720100	Ins W/C Cap Credits	UT	9300009841	2/28/2013	(77.36)
55720100	Ins W/C Cap Credits	UT	9300009842	2/28/2013	(2.36)
55720100	Ins W/C Cap Credits	CS	9300009991	2/28/2013	(0.75)
55730000	Ins Other	SA	100003909	2/28/2013	8.82
55730000	Ins Other	SA	100003964	2/28/2013	39.60
55730000	Ins Other	SA	100003965	2/28/2013	55.35
55730000	Ins Other	SA	100003968	2/28/2013	503.87
55730000	Ins Other	SA	100003974	2/28/2013	11,972.60
56610000	Reg Exp-Amort	UT	9300009837	2/28/2013	16,565.87
56620000	Reg Exp-Depr Stdy	SR	9600000181	2/28/2013	561.46
56620000	Reg Exp-Depr Stdy	SR	9600000182	2/28/2013	617.21
57010000	Uncoll Accts Exp	SA	100003850	2/28/2013	(68.00)
57010000	Uncoll Accts Exp	SA	100003855	2/28/2013	(60.00)
57010000	Uncoll Accts Exp	SA	100003938	2/28/2013	4,197.95
57010000	Uncoll Accts Exp	SA	100003943	2/28/2013	20,967.51
57010000	Uncoll Accts Exp	SA	100003957	2/28/2013	12.76
57010000	Uncoll Accts Exp	CS	9300009417	2/28/2013	4,550.05
57010000	Uncoll Accts Exp	CS	9300009603	2/28/2013	(34.59)
57010000	Uncoll Accts Exp	CS	9300009644	2/28/2013	2,225.39
57010000	Uncoll Accts Exp	CS	9300009885	2/28/2013	(37,201.90)
57010000	Uncoll Accts Exp	CS	9300010029	2/28/2013	232.80
57010000	Uncoll Accts Exp	CS	9300010046	2/28/2013	128.00
57010000	Uncoll Accts Exp	CS	9300010675	2/28/2013	(20,967.51)
57010000	Uncoll Accts Exp	CS	9300010677	2/28/2013	(4,197.95)
57010000	Uncoll Accts Exp	CS	9300010694	2/28/2013	(12.76)
57010000	Uncoll Accts Exp	ZA	9400002295	2/28/2013	(232.80)
57010015	Uncoll Accts Exp CA	CS	9300009417	2/28/2013	(4,550.05)
57010015	Uncoll Accts Exp CA	CS	9300009644	2/28/2013	(2,225.39)

## Kentucky American Water Company

Case No. 2012-00520

Response to PSC DR1, Item 31

Account	Description	Doc Type	Document Number	Posting Date	Amount
57010015	Uncoll Accts Exp CA	CS	9300009885	2/28/2013	37,201.90
57010015	Uncoll Accts Exp CA	CS	9300010029	2/28/2013	(232.80)
57010015	Uncoll Accts Exp CA	CS	9300010675	2/28/2013	20,967.51
57010016	Uncoll Accts Exp AG	CS	9300009603	2/28/2013	34.59
57010016	Uncoll Accts Exp AG	CS	9300010046	2/28/2013	(128.00)
57010016	Uncoll Accts Exp AG	CS	9300010677	2/28/2013	4,197.95
57010016	Uncoll Accts Exp AG	CS	9300010694	2/28/2013	12.76
62002100	M&S Maint SS	CS	9300009596	2/28/2013	19.99
62002100	M&S Maint SS	CS	9300009671	2/28/2013	1,192.66
62002100	M&S Maint SS	CS	9300009846	2/28/2013	327.05
62002100	M&S Maint SS	CS	9300009941	2/28/2013	9,540.00
62002100	M&S Maint SS	CS	9300010685	2/28/2013	4,975.53
62002300	M&S Maint WT	CS	9300009360	2/28/2013	(2,516.63)
62002300	M&S Maint WT	CS	9300009451	2/28/2013	189.47
62002300	M&S Maint WT	CS	9300009452	2/28/2013	445.20
62002300	M&S Maint WT	CS	9300009453	2/28/2013	8.47
62002300	M&S Maint WT	CS	9300009456	2/28/2013	320.73
62002300	M&S Maint WT	CS	9300009483	2/28/2013	5,282.25
62002300	M&S Maint WT	CS	9300009597	2/28/2013	4,935.59
62002300	M&S Maint WT	CS	9300009700	2/28/2013	2,077.33
62002300	M&S Maint WT	CS	9300009847	2/28/2013	11,035.04
62002300	M&S Maint WT	CS	9300009913	2/28/2013	754.40
62002300	M&S Maint WT	CS	9300009914	2/28/2013	257.73
62002300	M&S Maint WT	CS	9300009915	2/28/2013	525.56
62002300	M&S Maint WT	CS	9300009917	2/28/2013	880.30
62002300	M&S Maint WT	CS	9300009940	2/28/2013	4,355.43
62002300	M&S Maint WT	CS	9300010698	2/28/2013	38,000.00
62002400	M&S Maint TD	CS	9300009459	2/28/2013	1,950.08
62002400	M&S Maint TD	CS	9300009460	2/28/2013	(4,412.55)
62002400	M&S Maint TD	CS	9300009462	2/28/2013	1,277.57
62002400	M&S Maint TD	CS	9300009674	2/28/2013	12,616.77
62002400	M&S Maint TD	CS	9300009675	2/28/2013	2,411.38
62002400	M&S Maint TD	CS	9300009919	2/28/2013	2,349.18
62002400	M&S Maint TD	CS	9300009920	2/28/2013	1,591.90
62002400	M&S Maint TD	CS	9300009921	2/28/2013	(6,216.19)
62002400	M&S Maint TD	CS	9300009994	2/28/2013	(776.55)
62002400	M&S Maint TD	CS	9300010682	2/28/2013	1,516.53
62002600	M&S Maint AG	CS	9300009933	2/28/2013	1,878.56
62502300	Misc Maint WT	CS	9300009700	2/28/2013	47.65
62502400	Misc Maint TD	CS	9300009460	2/28/2013	99.17
62502400	Misc Maint TD	CS	9300009675	2/28/2013	3,163.12
62502400	Misc Maint TD	CS	9300009921	2/28/2013	2,213.58
62502600	Misc Maint AG	CS	9300009476	2/28/2013	207.42
62502600	Misc Maint AG	CS	9300009691	2/28/2013	262.46
62502600	Misc Maint AG	CS	9300009933	2/28/2013	2,745.82
62502600	Misc Maint AG	CS	9300010702	2/28/2013	7,130.35
62502600	Misc Maint AG	CS	9300010706	2/28/2013	(4,169.50)
62510000	Amort Def Maint	UT	9300009997	2/28/2013	4,145.22
62510000	Amort Def Maint	UT	9300009998	2/28/2013	5,260.36
62510000	Amort Def Maint	UT	9300009999	2/28/2013	3,019.97
62510000	Amort Def Maint	UT	9300010000	2/28/2013	416.66
62510000	Amort Def Maint	UT	9300010001	2/28/2013	1,469.26
62510000	Amort Def Maint	UT	9300010002	2/28/2013	2,149.90

Kentucky American Water Company  
Case No. 2012-00520  
Response to PSC DR1, Item 31

Account	Description	Doc Type	Document Number	Posting Date	Amount
62510000	Amort Def Maint	UT	9300010003	2/28/2013	148.44
62510000	Amort Def Maint	UT	9300010004	2/28/2013	382.23
62510000	Amort Def Maint	UT	9300010005	2/28/2013	276.13
62510000	Amort Def Maint	UT	9300010006	2/28/2013	1,800.99
62510000	Amort Def Maint	UT	9300010007	2/28/2013	7,172.91
62510000	Amort Def Maint	UT	9300010008	2/28/2013	189.97
62510000	Amort Def Maint	UT	9300010009	2/28/2013	2,238.71
62510000	Amort Def Maint	UT	9300010010	2/28/2013	619.56
62510000	Amort Def Maint	UT	9300010011	2/28/2013	809.76
62510000	Amort Def Maint	UT	9300010013	2/28/2013	3,602.57
62510000	Amort Def Maint	CS	9300010048	2/28/2013	(9,679.16)
62510000	Amort Def Maint	CS	9300010049	2/28/2013	(809.76)
62510000	Amort Def Maint	CS	9300010050	2/28/2013	(17,953.36)
62510000	Amort Def Maint	CS	9300010051	2/28/2013	(5,260.36)
62512300	Amort Def Maint WT	CS	9300010048	2/28/2013	9,679.16
62512400	Amort Def Maint TD	CS	9300010049	2/28/2013	809.76
62512400	Amort Def Maint TD	CS	9300010050	2/28/2013	17,953.36
62512400	Amort Def Maint TD	CS	9300010051	2/28/2013	5,260.36
62520700	Misc Main Pvg/Bckfill	SV	100003911	2/28/2013	5,336.00
63150023	Contr Svc-Maint WT	CS	9300010696	2/28/2013	7,695.00
63150023	Contr Svc-Maint WT	CS	9300010698	2/28/2013	3,000.00
63150024	Contr Svc-Maint TD	CS	9300009460	2/28/2013	2,231.03
63150024	Contr Svc-Maint TD	CS	9300009921	2/28/2013	118.19
63150024	Contr Svc-Maint TD	CS	9300010697	2/28/2013	12,560.26
63150026	Contr Svc-Maint AG	CS	9300009476	2/28/2013	15,239.94
63150026	Contr Svc-Maint AG	CS	9300009691	2/28/2013	364.95
63150026	Contr Svc-Maint AG	CS	9300009692	2/28/2013	68.13
63150026	Contr Svc-Maint AG	CS	9300009932	2/28/2013	139.97
63150026	Contr Svc-Maint AG	CS	9300009933	2/28/2013	220.75
68011000	Depr -UPIS General	UD	2000001097	2/28/2013	1,043,845.62
68011000	Depr -UPIS General	SQ	9600000171	2/28/2013	(26,781.46)
68012000	Depr -Amort CIAC Tx	UD	2000001097	2/28/2013	(13,662.70)
68012500	Depr-Amort CIAC Nntx	UD	2000001097	2/28/2013	(70,259.19)
68254000	Amort-RegAsset AFUDC	SQ	9600000176	2/28/2013	12,545.74
68255000	Amort-UPAA	SQ	9600000172	2/28/2013	697.33
68255000	Amort-UPAA	SQ	9600000174	2/28/2013	16.06
68257000	Amort-Prop Losses	SR	9600000188	2/28/2013	4,756.67
68258000	Amort-Reg Asset	SQ	9600000175	2/28/2013	575.00
68311000	Rem Costs-ARO/NNS	UD	2000001097	2/28/2013	173,760.43
68312000	Rmv Csts-NNS CIAC Tx	UD	2000001097	2/28/2013	(9,886.92)
68312500	Rmv Csts-NNS CIAC NT	UD	2000001097	2/28/2013	(31,217.70)
68533000	FICA	SV	100003858	2/28/2013	30,193.00
68533100	FICA Cap Credits	UT	9300009352	2/28/2013	(5.93)
68533100	FICA Cap Credits	CS	9300009354	2/28/2013	(32.96)
68533100	FICA Cap Credits	UT	9300009355	2/28/2013	(399.45)
68533100	FICA Cap Credits	UT	9300009356	2/28/2013	(68.45)
68533100	FICA Cap Credits	UT	9300009590	2/28/2013	(9.88)
68533100	FICA Cap Credits	UT	9300009592	2/28/2013	(2,158.26)
68533100	FICA Cap Credits	UT	9300009593	2/28/2013	(19.80)
68535100	SUTA Cap Credits	UT	9300009352	2/28/2013	(1.24)
68535100	SUTA Cap Credits	CS	9300009354	2/28/2013	(0.73)
68535100	SUTA Cap Credits	UT	9300009355	2/28/2013	(88.55)
68535100	SUTA Cap Credits	UT	9300009356	2/28/2013	(16.26)



Kentucky American Water Company  
Case No. 2012-00520  
Response to PSC DR1, Item 31

Account	Description	Doc Type	Document Number	Posting Date	Amount
68535100	SUTA Cap Credits	UT	9300009590	2/28/2013	(0.96)
68535100	SUTA Cap Credits	UT	9300009592	2/28/2013	(439.96)
68535100	SUTA Cap Credits	UT	9300009593	2/28/2013	(1.91)
69011000	FIT-Current	SJ	100004030	2/28/2013	(48,214.82)
69021000	SIT-Current	SJ	100004030	2/28/2013	(8,792.98)
69031000	FIT-Oth Inc&Ded CY	SJ	100004030	2/28/2013	2,934.02
69041000	SIT-Oth Inc&Ded CY	SJ	100004030	2/28/2013	535.08
69065000	Def FIT-Other	SJ	100004030	2/28/2013	317,340.94
69073500	Def SIT-Other	SJ	100004030	2/28/2013	57,873.71
70510000	AFUDC-Equity	UI	2000001121	2/28/2013	(18,540.15)
70510000	AFUDC-Equity	UZ	2000001123	2/28/2013	(29,119.03)
71521000	M&J Expenses	CS	9300009354	2/28/2013	606.49
71521000	M&J Expenses	CS	9300009591	2/28/2013	1,534.00
71521000	M&J Expenses	CS	9300009840	2/28/2013	(2.49)
71521000	M&J Expenses	CS	9300009991	2/28/2013	9.80
71521000	M&J Expenses	CS	9300010012	2/28/2013	776.55
72802000	CIAC Receipt Services Clearing	UZ	2000001103	2/28/2013	2,951.00
72802100	CIAC Receipt Non-Services Clear	UZ	2000001114	2/28/2013	817.00
72802100	CIAC Receipt Non-Services Clear	DR	4000008816	2/28/2013	(817.00)
75510000	Amort UPAA	SQ	9600000173	2/28/2013	(35.38)
75840000	Lobbying Expenses	SR	9600000187	2/28/2013	469.72
81010000	Interest LTD	TC	3000012611	2/28/2013	119,093.33
81010000	Interest LTD	TC	3000012613	2/28/2013	41,708.33
81010000	Interest LTD	TC	3000012615	2/28/2013	153,780.00
81010000	Interest LTD	UT	9300009836	2/28/2013	(10,875.79)
81015000	Interest LTD Interco	TC	3000012617	2/28/2013	693,458.33
81015000	Interest LTD Interco	TC	3000012619	2/28/2013	723,125.00
81015000	Interest LTD Interco	TC	3000012621	2/28/2013	341,611.11
81015000	Interest LTD Interco	TC	3000012623	2/28/2013	1,153,408.72
81015000	Interest LTD Interco	TC	3000012625	2/28/2013	375,944.44
81020000	Div Decl P/S w/ MRR	TC	3000012609	2/28/2013	93,170.00
81315000	Interest STD Interco	TI	3000013362	2/28/2013	3,430.69
82010000	Amort Debt Disc&Exp	TC	3000013303	2/28/2013	178.36
82010000	Amort Debt Disc&Exp	TC	3000013304	2/28/2013	188.88
82010000	Amort Debt Disc&Exp	TC	3000013305	2/28/2013	253.65
82015000	Amort Dbt Dsc&Ex I/C	SA	100003981	2/28/2013	77.75
82015000	Amort Dbt Dsc&Ex I/C	TC	3000013306	2/28/2013	1,585.74
82015000	Amort Dbt Dsc&Ex I/C	TC	3000013307	2/28/2013	1,011.65
82015000	Amort Dbt Dsc&Ex I/C	TC	3000013308	2/28/2013	845.01
82015000	Amort Dbt Dsc&Ex I/C	TC	3000013309	2/28/2013	1,291.19
82016000	Amort Dbt E-Insde CL	SA	100003854	2/28/2013	1,456.72
82020000	Amort P/S Exp w/ MRR	SR	9600000190	2/28/2013	64.24
85000000	AFUDC Debt	UZ	2000001123	2/28/2013	(22,337.87)
88101000	CAP Move-UP	UP	2000001100	2/28/2013	45,685.09
88101000	CAP Move-UP	UP	2000001127	2/28/2013	(61,261.00)
88101000	CAP Move-UP	UP	2000001145	2/28/2013	(615.56)
88101000	CAP Move-UP	UP	2000001153	2/28/2013	1,722.52
88101000	CAP Move-UP	UP	2000001155	2/28/2013	(42.21)
88106000	CAP Move-CCNC	UP	2000001100	2/28/2013	(45,685.09)
88106000	CAP Move-CCNC	UN	2000001107	2/28/2013	1,672,253.29
88106000	CAP Move-CCNC	UN	2000001119	2/28/2013	51,336.36
88106000	CAP Move-CCNC	UN	2000001126	2/28/2013	8,610.17
88106000	CAP Move-CCNC	UP	2000001127	2/28/2013	61,261.00

## Kentucky American Water Company

Case No. 2012-00520

Response to PSC DR1, Item 31

Account	Description	Doc Type	Document Number	Posting Date	Amount
88106000	CAP Move-CCNC	UN	2000001147	2/28/2013	334,103.58
88106000	CAP Move-CCNC	UP	2000001153	2/28/2013	(1,722.52)
88106000	CAP Move-CCNC	UP	2000001155	2/28/2013	6,162.65
88106000	CAP Move-CCNC	UN	2000001157	2/28/2013	4,205.00
88107000	CAP Move-CWIP	UZ	2000001088	2/28/2013	1,240,200.00
88107000	CAP Move-CWIP	UZ	2000001091	2/28/2013	28,231.97
88107000	CAP Move-CWIP	UZ	2000001093	2/28/2013	117,479.89
88107000	CAP Move-CWIP	UZ	2000001095	2/28/2013	1,156.69
88107000	CAP Move-CWIP	UZ	2000001101	2/28/2013	(29.91)
88107000	CAP Move-CWIP	UZ	2000001104	2/28/2013	23,118.00
88107000	CAP Move-CWIP	UN	2000001107	2/28/2013	(1,672,253.29)
88107000	CAP Move-CWIP	UZ	2000001110	2/28/2013	927.47
88107000	CAP Move-CWIP	UZ	2000001111	2/28/2013	615.86
88107000	CAP Move-CWIP	UZ	2000001112	2/28/2013	51,330.35
88107000	CAP Move-CWIP	UZ	2000001118	2/28/2013	26,451.78
88107000	CAP Move-CWIP	UN	2000001119	2/28/2013	(51,336.36)
88107000	CAP Move-CWIP	UZ	2000001122	2/28/2013	51,456.90
88107000	CAP Move-CWIP	UN	2000001126	2/28/2013	(8,610.17)
88107000	CAP Move-CWIP	UZ	2000001128	2/28/2013	83,367.08
88107000	CAP Move-CWIP	UZ	2000001131	2/28/2013	167,691.57
88107000	CAP Move-CWIP	UZ	2000001136	2/28/2013	2,276.87
88107000	CAP Move-CWIP	UZ	2000001137	2/28/2013	120,641.27
88107000	CAP Move-CWIP	UZ	2000001138	2/28/2013	133.25
88107000	CAP Move-CWIP	UZ	2000001139	2/28/2013	150,000.62
88107000	CAP Move-CWIP	UZ	2000001143	2/28/2013	1,037.22
88107000	CAP Move-CWIP	UP	2000001145	2/28/2013	615.56
88107000	CAP Move-CWIP	UN	2000001147	2/28/2013	(334,103.58)
88107000	CAP Move-CWIP	UZ	2000001148	2/28/2013	128.24
88107000	CAP Move-CWIP	UZ	2000001151	2/28/2013	10,325.44
88107000	CAP Move-CWIP	UP	2000001155	2/28/2013	(6,120.44)
88107000	CAP Move-CWIP	UN	2000001157	2/28/2013	(4,205.00)
88252100	CAP Move-ADV NT	UN	2000001107	2/28/2013	3,997.17
88252170	CAP Move-ADV NT WIP	UN	2000001107	2/28/2013	(3,997.17)
88257000	CAP Move-COR	UC	2000001096	2/28/2013	3,673.10
88257000	CAP Move-COR	UC	2000001144	2/28/2013	(178.10)
88257100	CAP Move-RWIP	UZ	2000001091	2/28/2013	676.63
88257100	CAP Move-RWIP	UZ	2000001095	2/28/2013	128.53
88257100	CAP Move-RWIP	UC	2000001096	2/28/2013	(3,673.10)
88257100	CAP Move-RWIP	UZ	2000001101	2/28/2013	(1.69)
88257100	CAP Move-RWIP	UZ	2000001110	2/28/2013	(14.44)
88257100	CAP Move-RWIP	UZ	2000001111	2/28/2013	36.26
88257100	CAP Move-RWIP	UZ	2000001112	2/28/2013	(37,229.95)
88257100	CAP Move-RWIP	UZ	2000001118	2/28/2013	337.11
88257100	CAP Move-RWIP	UZ	2000001128	2/28/2013	930.00
88257100	CAP Move-RWIP	UZ	2000001131	2/28/2013	3,974.15
88257100	CAP Move-RWIP	UZ	2000001137	2/28/2013	58,000.00
88257100	CAP Move-RWIP	UZ	2000001139	2/28/2013	3,286.53
88257100	CAP Move-RWIP	UZ	2000001143	2/28/2013	1,486.67
88257100	CAP Move-RWIP	UC	2000001144	2/28/2013	178.10
88271100	CAP Move-CIAC NT	UN	2000001107	2/28/2013	102,125.00
88271100	CAP Move-CIAC NT	UN	2000001119	2/28/2013	(817.00)
88271170	CAP Move-CIAC NT WIP	UN	2000001107	2/28/2013	(102,125.00)
88271170	CAP Move-CIAC NT WIP	UZ	2000001115	2/28/2013	(817.00)

Kentucky American Water Company  
Case No. 2012-00520  
Response to PSC DR1, Item 31

Account	Description	Doc Type	Document Number	Posting Date	Amount
88271170	CAP Move-CIAC NT WIP	UN	2000001119	2/28/2013	817.00
88271200	CAP Move-CIAC Tax	UN	2000001107	2/28/2013	(6,154.00)
88271270	CAP Move-CIAC Tx WIP	UZ	2000001104	2/28/2013	(2,951.00)
88271270	CAP Move-CIAC Tx WIP	UN	2000001107	2/28/2013	6,154.00
88900000	CAP Move-Settlement	UZ	2000001088	2/28/2013	(1,240,200.00)
88900000	CAP Move-Settlement	UZ	2000001091	2/28/2013	(28,908.60)
88900000	CAP Move-Settlement	UZ	2000001093	2/28/2013	(117,479.89)
88900000	CAP Move-Settlement	UZ	2000001095	2/28/2013	(1,285.22)
88900000	CAP Move-Settlement	UZ	2000001101	2/28/2013	31.60
88900000	CAP Move-Settlement	UZ	2000001104	2/28/2013	(20,167.00)
88900000	CAP Move-Settlement	UZ	2000001110	2/28/2013	(488.71)
88900000	CAP Move-Settlement	UZ	2000001111	2/28/2013	(1,076.44)
88900000	CAP Move-Settlement	UZ	2000001112	2/28/2013	(14,100.40)
88900000	CAP Move-Settlement	UZ	2000001115	2/28/2013	817.00
88900000	CAP Move-Settlement	UZ	2000001118	2/28/2013	(26,788.89)
88900000	CAP Move-Settlement	UZ	2000001122	2/28/2013	(51,456.90)
88900000	CAP Move-Settlement	UZ	2000001128	2/28/2013	(107,695.80)
88900000	CAP Move-Settlement	UZ	2000001131	2/28/2013	(148,267.00)
88900000	CAP Move-Settlement	UZ	2000001136	2/28/2013	(18,772.11)
88900000	CAP Move-Settlement	UZ	2000001137	2/28/2013	(161,274.69)
88900000	CAP Move-Settlement	UZ	2000001138	2/28/2013	(0.07)
88900000	CAP Move-Settlement	UZ	2000001139	2/28/2013	(154,291.67)
88900000	CAP Move-Settlement	UZ	2000001143	2/28/2013	(2,523.89)
88900000	CAP Move-Settlement	UZ	2000001148	2/28/2013	(128.24)
88900000	CAP Move-Settlement	UZ	2000001151	2/28/2013	(10,325.44)
40111000	Res Sales Billed	ZA	9400002262	3/1/2013	(280,586.92)
40112000	Res Sales Unbilled	AB	100004077	3/1/2013	1,885,789.76
40121000	Com Sales Billed	ZA	9400002262	3/1/2013	(134,531.96)
40122000	Com Sales Unbilled	AB	100004077	3/1/2013	954,432.81
40132000	Ind Sales Unbilled	AB	100004077	3/1/2013	100,722.07
40145000	Priv Fire Billed	ZA	9400002262	3/1/2013	(8,549.54)
40151000	Publ Auth Billed	ZA	9400002262	3/1/2013	(13,979.11)
40152000	Publ Auth Unbilled	AB	100004077	3/1/2013	242,217.92
40162000	SalesforRsls Unbilld	AB	100004077	3/1/2013	110,189.27
40310100	OthRev-Late Pymt Fee	ZA	9400002262	3/1/2013	(2,878.70)
40310200	OthRev-Rent	DR	4000008738	3/1/2013	(95.00)
40310200	OthRev-Rent	DR	4000008770	3/1/2013	(2,300.00)
40310200	OthRev-Rent	DR	4000008786	3/1/2013	(2,848.73)
40310200	OthRev-Rent	DR	4000008801	3/1/2013	(2,665.62)
40310400	OthRev-NSF Ck Chrg	ZA	9400002262	3/1/2013	(120.00)
40310500	OthRev-Appl/InitFee	ZA	9400002262	3/1/2013	(2,288.00)
40310600	OthRev-Usage Data	DR	4000008754	3/1/2013	(500.00)
40310700	OthRev-Reconnct Fee	ZA	9400002262	3/1/2013	(858.00)
50100001	Labor ExpenseAccrual	PA	7000000287	3/1/2013	(265,225.43)
50100001	Labor ExpenseAccrual	PA	7000000330	3/1/2013	284,024.44
50421000	401k Expense	PA	7000000287	3/1/2013	(5,098.99)
50421000	401k Expense	PA	7000000330	3/1/2013	5,832.97
50422000	DCP Expense	PA	7000000287	3/1/2013	(6,237.73)
50422000	DCP Expense	PA	7000000330	3/1/2013	6,850.01
50457000	Training	ZI	9000003562	3/1/2013	895.00
50550000	Group Insur Expense	DR	4000008829	3/1/2013	(207.34)
50550000	Group Insur Expense	DR	4000008841	3/1/2013	(474.00)
50550000	Group Insur Expense	DR	4000008852	3/1/2013	(50.00)

## Kentucky American Water Company

Case No. 2012-00520

Response to PSC DR1, Item 31

Account	Description	Doc Type	Document Number	Posting Date	Amount
50550000	Group Insur Expense	DR	4000008861	3/1/2013	(474.00)
50550000	Group Insur Expense	DR	4000008868	3/1/2013	(474.00)
50550000	Group Insur Expense	DR	4000008878	3/1/2013	(217.24)
50550000	Group Insur Expense	PA	7000000287	3/1/2013	(52,065.82)
50550000	Group Insur Expense	PA	7000000330	3/1/2013	57,465.55
51010000	Purchased Water	SG	100004043	3/1/2013	(21,444.00)
51110000	Waste Disposal	SG	100004075	3/1/2013	(2,738.18)
51510000	Purchased Power	SG	100004051	3/1/2013	(26,882.93)
51510000	Purchased Power	SG	100004075	3/1/2013	(259,743.49)
51800000	Chemicals	SG	100004047	3/1/2013	(7,215.78)
52000000	M&S Expense (O&M)	SN	100003828	3/1/2013	(540.00)
52000000	M&S Expense (O&M)	SG	100004047	3/1/2013	(1,516.53)
52000000	M&S Expense (O&M)	SG	100004048	3/1/2013	(42,975.53)
52000000	M&S Expense (O&M)	SX	100004504	3/1/2013	(8.24)
52000000	M&S Expense (O&M)	KR	5000006350	3/1/2013	4,441.22
52000000	M&S Expense (O&M)	KR	5000006353	3/1/2013	969.90
52000000	M&S Expense (O&M)	KR	5000006354	3/1/2013	29,738.82
52000000	M&S Expense (O&M)	KR	5000006355	3/1/2013	57,083.58
52000000	M&S Expense (O&M)	WA	5000006375	3/1/2013	(1,428.39)
52000000	M&S Expense (O&M)	WA	5000006376	3/1/2013	(1,252.14)
52500000	Misc Expense (O&M)	SG	100004047	3/1/2013	(13,801.60)
52500000	Misc Expense (O&M)	SG	100004072	3/1/2013	(58.19)
52500000	Misc Expense (O&M)	KR	5000006349	3/1/2013	151.11
52500000	Misc Expense (O&M)	KR	5000006351	3/1/2013	91.94
52500000	Misc Expense (O&M)	WE	5000006364	3/1/2013	2,687.10
52500000	Misc Expense (O&M)	WE	5000006373	3/1/2013	3,878.22
52500000	Misc Expense (O&M)	ZI	9000003564	3/1/2013	18.19
52510000	Bank Svc Charges	SG	100004047	3/1/2013	(6,854.90)
52510000	Bank Svc Charges	SG	100004059	3/1/2013	(19,853.28)
52510000	Bank Svc Charges	SG	100004076	3/1/2013	(15,880.08)
52510000	Bank Svc Charges	KR	5000006378	3/1/2013	7,334.74
52520000	Collection Agencies	SG	100004056	3/1/2013	(2,025.55)
52520000	Collection Agencies	SG	100004057	3/1/2013	(3,402.00)
52520000	Collection Agencies	SV	100004514	3/1/2013	1,999.94
52520000	Collection Agencies	SV	100004530	3/1/2013	1,152.43
52526100	Credit Line Fees I/C	SG	100004055	3/1/2013	(5,335.43)
52532000	Electricity	SG	100004075	3/1/2013	(10,504.86)
52534000	Employee Expenses	SG	100004053	3/1/2013	(14,597.74)
52534000	Employee Expenses	SX	100004504	3/1/2013	(8,537.15)
52534000	Employee Expenses	ZI	9000003546	3/1/2013	30.00
52535000	Meals Deductible	SG	100004053	3/1/2013	(14,597.73)
52535000	Meals Deductible	SX	100004504	3/1/2013	(2,367.28)
52542000	Forms	SG	100004060	3/1/2013	(13,500.77)
52548000	Heating Oil/Gas	SG	100004075	3/1/2013	(4,193.51)
52550000	Janitorial	SG	100004047	3/1/2013	(5,403.33)
52550000	Janitorial	SX	100004504	3/1/2013	(19.50)
52562000	Office Supplies	KR	5000006383	3/1/2013	554.34
52562500	Overnight Shippng	KR	5000006356	3/1/2013	402.67
52562500	Overnight Shippng	KR	5000006384	3/1/2013	26.18
52571000	Security Svc	SG	100004048	3/1/2013	(3,808.00)
52571100	Add'l Security Costs	KR	5000006352	3/1/2013	1,008.75
52574000	Telephone	SG	100004061	3/1/2013	(7,502.03)
52574100	Cell Phone	SG	100004061	3/1/2013	(5,226.59)

## Kentucky American Water Company

Case No. 2012-00520

Response to PSC DR1, Item 31

Account	Description	Doc Type	Document Number	Posting Date	Amount
52585000	Discounts Available	ZP	3000013277	3/1/2013	(233.22)
52801200	Capital Accrual Clearing	SG	100004045	3/1/2013	(76,064.91)
52801200	Capital Accrual Clearing	SG	100004046	3/1/2013	(233,710.48)
52801200	Capital Accrual Clearing	SG	100004050	3/1/2013	(128.24)
52801200	Capital Accrual Clearing	SG	100004052	3/1/2013	(16,439.44)
52801200	Capital Accrual Clearing	SG	100004067	3/1/2013	(40,324.10)
52801200	Capital Accrual Clearing	SG	100004069	3/1/2013	(2,523.89)
53150000	Contr Svc-Other	SG	100004047	3/1/2013	(6,241.25)
53150000	Contr Svc-Other	SG	100004048	3/1/2013	(15,999.00)
53150000	Contr Svc-Other	SG	100004071	3/1/2013	(11,083.66)
53150000	Contr Svc-Other	SG	100004074	3/1/2013	(5,933.25)
53150000	Contr Svc-Other	WE	5000006366	3/1/2013	30,080.90
53150000	Contr Svc-Other	WE	5000006367	3/1/2013	8,010.00
53150000	Contr Svc-Other	WE	5000006368	3/1/2013	1,350.00
53150000	Contr Svc-Other	WE	5000006369	3/1/2013	855.00
53150000	Contr Svc-Other	WE	5000006370	3/1/2013	1,350.00
53150000	Contr Svc-Other	WE	5000006371	3/1/2013	855.00
53150000	Contr Svc-Other	ZI	9000003540	3/1/2013	194.18
53150000	Contr Svc-Other	ZI	9000003551	3/1/2013	333.39
53150000	Contr Svc-Other	ZI	9000003578	3/1/2013	136.97
53155000	Contr Svc-Legal	SG	100004049	3/1/2013	(82,309.91)
53155000	Contr Svc-Legal	SN	100004092	3/1/2013	(2,611.97)
55000000	Transportation (O&M)	SX	100004504	3/1/2013	(35.00)
55010100	Trans Lease Costs	KG	5000006359	3/1/2013	(4,904.18)
55010100	Trans Lease Costs	KG	5000006385	3/1/2013	(20,643.12)
55010200	Trans Lease Fuel	SG	100004062	3/1/2013	(91,350.07)
55010200	Trans Lease Fuel	SG	100004063	3/1/2013	(7,728.15)
55010200	Trans Lease Fuel	SG	100004064	3/1/2013	(26,527.90)
55010200	Trans Lease Fuel	SG	100004070	3/1/2013	30,393.01
55010200	Trans Lease Fuel	KR	5000006357	3/1/2013	35,118.12
55010200	Trans Lease Fuel	KR	5000006358	3/1/2013	30,393.01
55010200	Trans Lease Fuel	KR	5000006361	3/1/2013	30,564.05
55010300	Trans Lease Maint	SG	100004058	3/1/2013	(564.08)
55010300	Trans Lease Maint	SG	100004062	3/1/2013	(68,593.21)
55010300	Trans Lease Maint	SG	100004064	3/1/2013	(15,513.86)
55010300	Trans Lease Maint	SG	100004065	3/1/2013	(3,527.72)
55010300	Trans Lease Maint	SG	100004070	3/1/2013	14,895.82
55010300	Trans Lease Maint	KR	5000006360	3/1/2013	20,076.58
57010000	Uncoll Accts Exp	ZA	9400002262	3/1/2013	(805.02)
62520700	Misc Main Pvg/Bckfill	SG	100004044	3/1/2013	(5,336.00)
68520000	Property Taxes	SH	9600000201	3/1/2013	349,713.04
68533000	FICA	SG	100004054	3/1/2013	(30,193.00)
68533000	FICA	PA	7000000287	3/1/2013	(20,255.00)
68533000	FICA	PA	7000000330	3/1/2013	20,937.60
68535000	SUTA	PA	7000000287	3/1/2013	(2,946.23)
68545000	Utility Reg Assessme	SH	9600000200	3/1/2013	12,177.99
72802100	CIAC Receipt Non-Services Clear	DR	4000009114	3/1/2013	(3,268.00)
72802100	CIAC Receipt Non-Services Clear	DR	4000009126	3/1/2013	(4,902.00)
81010000	Interest LTD	TC	3000012612	3/1/2013	(119,093.33)
81010000	Interest LTD	TC	3000012614	3/1/2013	(41,708.33)
81010000	Interest LTD	TC	3000012616	3/1/2013	(153,780.00)
81015000	Interest LTD Interco	TC	3000012618	3/1/2013	(693,458.33)
81015000	Interest LTD Interco	TC	3000012620	3/1/2013	(723,125.00)

## Kentucky American Water Company

Case No. 2012-00520

Response to PSC DR1, Item 31

Account	Description	Doc Type	Document Number	Posting Date	Amount
81015000	Interest LTD Interco	TC	3000012622	3/1/2013	(341,611.11)
81015000	Interest LTD Interco	TC	3000012624	3/1/2013	(1,153,408.72)
81015000	Interest LTD Interco	TC	3000012626	3/1/2013	(375,944.44)
81015000	Interest LTD Interco	TC	3000012628	3/1/2013	731,250.00
81020000	Div Decl P/S w/ MRR	TC	3000012610	3/1/2013	(93,170.00)
81020000	Div Decl P/S w/ MRR	TC	3000012627	3/1/2013	95,287.50
52000000	M&S Expense (O&M)	KR	5000006389	3/2/2013	5,526.79
52000000	M&S Expense (O&M)	KR	5000006391	3/2/2013	593.74
52000000	M&S Expense (O&M)	KR	5000006392	3/2/2013	1,579.63
52583000	Water & WW	KG	5000006390	3/2/2013	(57.11)
52583000	Water & WW	KR	5000006393	3/2/2013	675.83
53150000	Contr Svc-Other	RE	5000006387	3/2/2013	(0.61)
53150000	Contr Svc-Other	RE	5000006388	3/2/2013	(0.62)
52000000	M&S Expense (O&M)	ZI	9000003532	3/3/2013	87.77
52535000	Meals Deductible	ZI	9000003542	3/3/2013	21.05
52535000	Meals Deductible	ZI	9000003544	3/3/2013	28.01
52582000	Uniforms	ZI	9000003541	3/3/2013	111.30
55000000	Transportation (O&M)	ZI	9000003531	3/3/2013	112.35
40111000	Res Sales Billed	ZA	9400002294	3/4/2013	(138,200.73)
40121000	Com Sales Billed	ZA	9400002294	3/4/2013	(113,317.81)
40145000	Priv Fire Billed	ZA	9400002294	3/4/2013	(9,136.49)
40151000	Publ Auth Billed	ZA	9400002294	3/4/2013	(976.93)
40310100	OthRev-Late Pymt Fee	ZA	9400002294	3/4/2013	(123.43)
40310400	OthRev-NSF Ck Chrg	ZA	9400002294	3/4/2013	(48.00)
40310500	OthRev-Appl/InitFee	ZA	9400002294	3/4/2013	(1,898.00)
40310700	OthRev-Reconnct Fee	ZA	9400002294	3/4/2013	(1,066.00)
51510000	Purchased Power	ZN	5000006395	3/4/2013	21.21
52000000	M&S Expense (O&M)	KR	5000006411	3/4/2013	34,388.22
52000000	M&S Expense (O&M)	KR	5000006420	3/4/2013	231.37
52000000	M&S Expense (O&M)	KR	5000006421	3/4/2013	94.33
52000000	M&S Expense (O&M)	KR	5000006422	3/4/2013	370.22
52532000	Electricity	ZN	5000006395	3/4/2013	120.24
52550000	Janitorial	KR	5000006412	3/4/2013	5,727.53
52554500	Lab Supplies	WE	5000006405	3/4/2013	33.37
52554500	Lab Supplies	WE	5000006406	3/4/2013	145.86
53150000	Contr Svc-Other	WE	5000006399	3/4/2013	15,000.00
53150000	Contr Svc-Other	KR	5000006403	3/4/2013	5,541.83
53150000	Contr Svc-Other	KR	5000006417	3/4/2013	869.20
53150000	Contr Svc-Other	KR	5000006418	3/4/2013	1,521.10
53150000	Contr Svc-Other	KR	5000006419	3/4/2013	980.50
55010100	Trans Lease Costs	KG	5000006400	3/4/2013	(34,087.14)
55010200	Trans Lease Fuel	KR	5000006401	3/4/2013	26,527.90
57010000	Uncoll Accts Exp	ZA	9400002294	3/4/2013	(996.61)
40111000	Res Sales Billed	ZA	9400002296	3/5/2013	(173,911.24)
40121000	Com Sales Billed	ZA	9400002296	3/5/2013	(59,062.23)
40131000	Ind Sales Billed	ZA	9400002296	3/5/2013	(104,406.50)
40141000	Publ Fire Billed	ZA	9400002296	3/5/2013	(280,848.48)
40145000	Priv Fire Billed	ZA	9400002296	3/5/2013	(93,286.98)
40151000	Publ Auth Billed	ZA	9400002296	3/5/2013	(160,448.81)
40161000	Sls/Rsle Billed	ZA	9400002296	3/5/2013	(10,931.24)
40310100	OthRev-Late Pymt Fee	ZA	9400002296	3/5/2013	(60.18)
40310400	OthRev-NSF Ck Chrg	ZA	9400002296	3/5/2013	(36.00)
40310500	OthRev-Appl/InitFee	ZA	9400002296	3/5/2013	(3,276.00)

Kentucky American Water Company  
Case No. 2012-00520  
Response to PSC DR1, Item 31

Account	Description	Doc Type	Document Number	Posting Date	Amount
40310700	OthRev-Reconnct Fee	ZA	9400002296	3/5/2013	(572.00)
51010000	Purchased Water	KR	5000006427	3/5/2013	1,104.64
51510000	Purchased Power	ZN	5000006435	3/5/2013	47.90
52000000	M&S Expense (O&M)	WA	5000006430	3/5/2013	15,077.43
52000000	M&S Expense (O&M)	KR	5000006432	3/5/2013	559.26
52000000	M&S Expense (O&M)	WA	5000006438	3/5/2013	137.15
52000000	M&S Expense (O&M)	WA	5000006444	3/5/2013	6,494.99
52000000	M&S Expense (O&M)	WA	5000006445	3/5/2013	(1,393.65)
52000000	M&S Expense (O&M)	WA	5000006449	3/5/2013	2,789.79
52000000	M&S Expense (O&M)	WA	5000006450	3/5/2013	14,782.61
52000000	M&S Expense (O&M)	WA	5000006454	3/5/2013	(528.44)
52000000	M&S Expense (O&M)	WA	5000006462	3/5/2013	1,393.65
52000000	M&S Expense (O&M)	KR	5000006468	3/5/2013	859.03
52000000	M&S Expense (O&M)	KR	5000006472	3/5/2013	109.42
52000000	M&S Expense (O&M)	KR	5000006473	3/5/2013	602.39
52000000	M&S Expense (O&M)	KR	5000006476	3/5/2013	1,045.70
52000000	M&S Expense (O&M)	ZI	9000003545	3/5/2013	356.86
52000000	M&S Expense (O&M)	ZI	9000003550	3/5/2013	56.52
52000000	M&S Expense (O&M)	ZI	9000003561	3/5/2013	616.48
52000000	M&S Expense (O&M)	ZI	9000003567	3/5/2013	839.60
52000000	M&S Expense (O&M)	ZI	9000003568	3/5/2013	135.35
52000000	M&S Expense (O&M)	ZI	9000003569	3/5/2013	59.29
52000000	M&S Expense (O&M)	ZI	9000003570	3/5/2013	18.82
52000000	M&S Expense (O&M)	ZI	9000003576	3/5/2013	145.06
52000000	M&S Expense (O&M)	ZI	9000003577	3/5/2013	124.19
52000000	M&S Expense (O&M)	ZI	9000003579	3/5/2013	219.97
52000000	M&S Expense (O&M)	ZI	9000003580	3/5/2013	103.35
52000000	M&S Expense (O&M)	ZI	9000003581	3/5/2013	29.27
52000000	M&S Expense (O&M)	ZI	9000003586	3/5/2013	111.28
52000000	M&S Expense (O&M)	ZI	9000003595	3/5/2013	2,343.30
52500000	Misc Expense (O&M)	WE	5000006446	3/5/2013	6,120.44
52500000	Misc Expense (O&M)	KR	5000006456	3/5/2013	1,147.98
52500000	Misc Expense (O&M)	WE	5000006463	3/5/2013	5,556.25
52500000	Misc Expense (O&M)	ZI	9000003575	3/5/2013	64.53
52514500	Charitb Don-H/Ed/En	ZF	5000006480	3/5/2013	1,500.00
52514700	Community Partnrshps	ZF	5000006455	3/5/2013	5,000.00
52514700	Community Partnrshps	ZF	5000006464	3/5/2013	500.00
52514700	Community Partnrshps	ZF	5000006466	3/5/2013	2,000.00
52514700	Community Partnrshps	ZF	5000006467	3/5/2013	1,500.00
52514700	Community Partnrshps	ZI	9000003533	3/5/2013	43.01
52514700	Community Partnrshps	ZI	9000003534	3/5/2013	810.26
52514700	Community Partnrshps	ZI	9000003537	3/5/2013	47.75
52514700	Community Partnrshps	ZI	9000003538	3/5/2013	26.55
52514700	Community Partnrshps	ZI	9000003539	3/5/2013	50.00
52514700	Community Partnrshps	ZI	9000003543	3/5/2013	14.74
52514700	Community Partnrshps	ZI	9000003548	3/5/2013	21.19
52514700	Community Partnrshps	ZI	9000003549	3/5/2013	9.48
52514700	Community Partnrshps	ZI	9000003558	3/5/2013	50.00
52514700	Community Partnrshps	ZI	9000003560	3/5/2013	44.52
52514700	Community Partnrshps	ZI	9000003584	3/5/2013	318.00
52515001	Commun Relations-S	ZI	9000003535	3/5/2013	42.40
52515001	Commun Relations-S	ZI	9000003536	3/5/2013	16.90
52524000	Co Dues/Mmbrshp Ded	ZF	5000006479	3/5/2013	10,000.00

## Kentucky American Water Company

Case No. 2012-00520

Response to PSC DR1, Item 31

Account	Description	Doc Type	Document Number	Posting Date	Amount
52532000	Electricity	ZN	5000006434	3/5/2013	99.14
52534000	Employee Expenses	ZI	9000003571	3/5/2013	100.00
52534000	Employee Expenses	ZI	9000003572	3/5/2013	60.00
52534000	Employee Expenses	ZI	9000003585	3/5/2013	100.00
52534200	Conferences & Reg	ZI	9000003559	3/5/2013	316.00
52535000	Meals Deductible	ZI	9000003547	3/5/2013	8.78
52535000	Meals Deductible	ZI	9000003556	3/5/2013	12.01
52535000	Meals Deductible	ZI	9000003565	3/5/2013	28.56
52548000	Heating Oil/Gas	ZN	5000006434	3/5/2013	2,367.66
52550000	Janitorial	ZI	9000003582	3/5/2013	8.54
52554500	Lab Supplies	WE	5000006448	3/5/2013	688.15
52554500	Lab Supplies	RE	5000006457	3/5/2013	22.42
52554500	Lab Supplies	RE	5000006458	3/5/2013	15.00
52554500	Lab Supplies	ZI	9000003555	3/5/2013	69.27
52554500	Lab Supplies	ZI	9000003557	3/5/2013	211.95
52554500	Lab Supplies	ZI	9000003563	3/5/2013	479.40
52554500	Lab Supplies	ZI	9000003566	3/5/2013	182.62
52562000	Office Supplies	ZI	9000003552	3/5/2013	42.38
52562000	Office Supplies	ZI	9000003553	3/5/2013	6.35
52562000	Office Supplies	ZI	9000003583	3/5/2013	180.13
52574000	Telephone	ZC	9400002293	3/5/2013	1,823.65
52574100	Cell Phone	ZC	9400002293	3/5/2013	499.73
52578000	Trash Removal	KR	5000006471	3/5/2013	35.74
52578000	Trash Removal	KR	5000006477	3/5/2013	35.74
52578000	Trash Removal	KR	5000006478	3/5/2013	390.30
52582000	Uniforms	ZI	9000003573	3/5/2013	69.19
52582000	Uniforms	ZI	9000003574	3/5/2013	59.57
52582000	Uniforms	ZI	9000003582	3/5/2013	32.91
52583000	Water & WW	KG	5000006439	3/5/2013	(17.82)
52583000	Water & WW	KR	5000006440	3/5/2013	23.80
52583000	Water & WW	KG	5000006486	3/5/2013	(2,346.55)
52585000	Discounts Available	ZP	3000013407	3/5/2013	(7.42)
52585000	Discounts Available	ZP	3000013408	3/5/2013	(67.29)
53110000	Contr Svc-Eng	WE	5000006433	3/5/2013	11,300.46
53150000	Contr Svc-Other	SN	100003871	3/5/2013	(715.88)
53150000	Contr Svc-Other	KR	5000006429	3/5/2013	356.16
53150000	Contr Svc-Other	WE	5000006436	3/5/2013	1,168.00
53150000	Contr Svc-Other	WE	5000006441	3/5/2013	2,940.00
53150000	Contr Svc-Other	WE	5000006442	3/5/2013	3,389.01
53150000	Contr Svc-Other	KR	5000006470	3/5/2013	2,738.33
53150000	Contr Svc-Other	KR	5000006474	3/5/2013	121.37
53150000	Contr Svc-Other	KR	5000006475	3/5/2013	199.81
53150000	Contr Svc-Other	ZI	9000003594	3/5/2013	420.56
53152000	Contr Svc-Lab Testng	KR	5000006428	3/5/2013	185.50
53152000	Contr Svc-Lab Testng	KR	5000006469	3/5/2013	137.80
54140000	Rents-Equip	RE	5000006451	3/5/2013	(0.01)
54140000	Rents-Equip	WE	5000006465	3/5/2013	6,114.00
57010000	Uncoll Accts Exp	ZA	9400002296	3/5/2013	(366.23)
72802100	CIAC Receipt Non-Services Clear DR		4000009218	3/5/2013	(3,268.00)
72802100	CIAC Receipt Non-Services Clear DR		4000009231	3/5/2013	(817.00)
72802100	CIAC Receipt Non-Services Clear DR		4000009241	3/5/2013	(817.00)
75820000	Othr Income Deductns	ZF	5000006483	3/5/2013	6,376.00
75840000	Lobbying Expenses	KR	5000006431	3/5/2013	5,345.16



Kentucky American Water Company  
Case No. 2012-00520  
Response to PSC DR1, Item 31

Account	Description	Doc Type	Document Number	Posting Date	Amount
40111000	Res Sales Billed	ZA	9400002298	3/6/2013	(160,939.80)
40121000	Com Sales Billed	ZA	9400002298	3/6/2013	(98,633.99)
40131000	Ind Sales Billed	ZA	9400002298	3/6/2013	(25,126.47)
40145000	Priv Fire Billed	ZA	9400002298	3/6/2013	(5,503.96)
40151000	Publ Auth Billed	ZA	9400002298	3/6/2013	(95,457.34)
40161000	Sls/Rsle Billed	ZA	9400002298	3/6/2013	(37,821.06)
40310100	OthRev-Late Pymt Fee	ZA	9400002298	3/6/2013	(6,980.97)
40310400	OthRev-NSF Ck Chrg	ZA	9400002298	3/6/2013	(48.00)
40310500	OthRev-Appl/InitFee	ZA	9400002298	3/6/2013	(2,548.00)
40310700	OthRev-Reconnct Fee	ZA	9400002298	3/6/2013	(1,378.00)
52000000	M&S Expense (O&M)	WA	5000006494	3/6/2013	1,455.85
52000000	M&S Expense (O&M)	WA	5000006500	3/6/2013	7,677.35
52500000	Misc Expense (O&M)	WE	5000006509	3/6/2013	826.80
52500000	Misc Expense (O&M)	WE	5000006510	3/6/2013	1,556.20
52527000	Directors Fees	ZF	5000006505	3/6/2013	50.00
52527000	Directors Fees	ZF	5000006506	3/6/2013	50.00
52527000	Directors Fees	ZF	5000006507	3/6/2013	50.00
52527000	Directors Fees	ZF	5000006508	3/6/2013	50.00
52532000	Electricity	ZN	5000006496	3/6/2013	280.75
52535000	Meals Deductible	ZI	9000003554	3/6/2013	10.01
52550000	Janitorial	ZI	9000003591	3/6/2013	4.27
52562000	Office Supplies	ZI	9000003587	3/6/2013	29.95
52562000	Office Supplies	ZI	9000003592	3/6/2013	7.69
52562000	Office Supplies	ZI	9000003593	3/6/2013	91.48
52582000	Uniforms	ZI	9000003588	3/6/2013	111.30
52582000	Uniforms	ZI	9000003589	3/6/2013	111.30
52582000	Uniforms	ZI	9000003590	3/6/2013	92.22
52582000	Uniforms	ZI	9000003591	3/6/2013	51.64
52583000	Water & WW	WE	5000006513	3/6/2013	371.00
52585000	Discounts Available	TR	3000013439	3/6/2013	48.69
52585000	Discounts Available	ZP	3000013490	3/6/2013	(48.69)
52586000	PO Small Differences	RE	5000006501	3/6/2013	(0.85)
53150000	Contr Svc-Other	SN	100003933	3/6/2013	(2,440.69)
53150000	Contr Svc-Other	KR	5000006499	3/6/2013	2,131.76
57010000	Uncoll Accts Exp	ZA	9400002298	3/6/2013	(247.39)
40111000	Res Sales Billed	ZA	9400002299	3/7/2013	(141,456.19)
40121000	Com Sales Billed	ZA	9400002299	3/7/2013	(192,219.86)
40131000	Ind Sales Billed	ZA	9400002299	3/7/2013	(17,757.71)
40145000	Priv Fire Billed	ZA	9400002299	3/7/2013	(5,881.37)
40151000	Publ Auth Billed	ZA	9400002299	3/7/2013	(62,353.71)
40161000	Sls/Rsle Billed	ZA	9400002299	3/7/2013	(68,854.02)
40171000	Misc Sales Billed	ZA	9400002299	3/7/2013	(43.76)
40211000	Dom WW Svc Billed	ZA	9400002299	3/7/2013	(11,738.03)
40221000	Com WW Svc Billed	ZA	9400002299	3/7/2013	(7,507.66)
40251000	PubAuth WW Billed	ZA	9400002299	3/7/2013	(197.09)
40310100	OthRev-Late Pymt Fee	ZA	9400002299	3/7/2013	(188.47)
40310400	OthRev-NSF Ck Chrg	ZA	9400002299	3/7/2013	(84.00)
40310500	OthRev-Appl/InitFee	ZA	9400002299	3/7/2013	(1,560.00)
40310700	OthRev-Reconnct Fee	ZA	9400002299	3/7/2013	(546.00)
52000000	M&S Expense (O&M)	KR	5000006522	3/7/2013	426.50
52000000	M&S Expense (O&M)	WA	5000006534	3/7/2013	985.85
52500000	Misc Expense (O&M)	WE	5000006531	3/7/2013	1,600.15
52500000	Misc Expense (O&M)	WE	5000006535	3/7/2013	(797.59)

Kentucky American Water Company  
Case No. 2012-00520  
Response to PSC DR1, Item 31

Account	Description	Doc Type	Document Number	Posting Date	Amount
52500000	Misc Expense (O&M)	WE	5000006536	3/7/2013	774.35
52548000	Heating Oil/Gas	ZN	5000006519	3/7/2013	1,151.38
52554500	Lab Supplies	RE	5000006520	3/7/2013	42.67
52554500	Lab Supplies	RE	5000006525	3/7/2013	63.55
52562500	Overnight Shippng	KR	5000006521	3/7/2013	56.75
52574000	Telephone	ZC	9400002297	3/7/2013	3,363.42
52574100	Cell Phone	ZC	9400002297	3/7/2013	14.95
52586000	PO Small Differences	RE	5000006525	3/7/2013	(63.92)
53150000	Contr Svc-Other	RE	5000006523	3/7/2013	(0.13)
53150000	Contr Svc-Other	WE	5000006526	3/7/2013	2,600.00
53150000	Contr Svc-Other	WE	5000006527	3/7/2013	2,883.00
53150000	Contr Svc-Other	WE	5000006537	3/7/2013	4,976.00
57010000	Uncoll Accts Exp	ZA	9400002299	3/7/2013	(380.13)
72801100	Adv Receipt Non-Services Cleari DR		4000009295	3/7/2013	(121,279.00)
72802100	CIAC Receipt Non-Services Clear DR		4000009269	3/7/2013	(2,451.00)
72802100	CIAC Receipt Non-Services Clear DR		4000009307	3/7/2013	(817.00)
72802100	CIAC Receipt Non-Services Clear DR		4000009316	3/7/2013	(817.00)
72802100	CIAC Receipt Non-Services Clear DR		4000009324	3/7/2013	(817.00)
40111000	Res Sales Billed	ZA	9400002301	3/8/2013	(168,355.70)
40121000	Com Sales Billed	ZA	9400002301	3/8/2013	(83,673.28)
40131000	Ind Sales Billed	ZA	9400002301	3/8/2013	(142.40)
40145000	Priv Fire Billed	ZA	9400002301	3/8/2013	(2,664.81)
40151000	Publ Auth Billed	ZA	9400002301	3/8/2013	(4,971.57)
40211000	Dom WW Svc Billed	ZA	9400002301	3/8/2013	(428.80)
40221000	Com WW Svc Billed	ZA	9400002301	3/8/2013	(19.00)
40251000	PubAuth WW Billed	ZA	9400002301	3/8/2013	(60.25)
40310100	OthRev-Late Pymt Fee	ZA	9400002301	3/8/2013	(252.04)
40310400	OthRev-NSF Ck Chrg	ZA	9400002301	3/8/2013	(96.00)
40310500	OthRev-Appl/InitFee	ZA	9400002301	3/8/2013	(3,120.00)
40310700	OthRev-Reconnct Fee	ZA	9400002301	3/8/2013	(1,014.00)
50100000	Labor Expense	PA	7000000307	3/8/2013	264,924.67
50110000	Labor NS OT -Natural	PA	7000000307	3/8/2013	27,732.48
50120000	Labor OT - Natural	PA	7000000307	3/8/2013	4.20
50421000	401k Expense	PA	7000000307	3/8/2013	5,710.13
50421000	401k Expense	PA	7000000308	3/8/2013	2,995.88
50422000	DCP Expense	PA	7000000307	3/8/2013	6,881.75
50550000	Group Insur Expense	PA	7000000307	3/8/2013	57,832.03
51510000	Purchased Power	ZN	5000006547	3/8/2013	2,481.34
52000000	M&S Expense (O&M)	WA	5000006557	3/8/2013	36,209.53
52500000	Misc Expense (O&M)	WE	5000006540	3/8/2013	11,113.00
52500000	Misc Expense (O&M)	RE	5000006548	3/8/2013	460.64
52500000	Misc Expense (O&M)	ZI	9000003607	3/8/2013	80.00
52514500	Charitb Don-H/Ed/En	ZF	5000006549	3/8/2013	1,500.00
52514500	Charitb Don-H/Ed/En	ZF	5000006551	3/8/2013	695.00
52514700	Community Partnrshps	ZF	5000006550	3/8/2013	500.00
52524000	Co Dues/Mmbrshp Ded	ZF	5000006552	3/8/2013	500.00
52532000	Electricity	ZN	5000006547	3/8/2013	119.97
52534000	Employee Expenses	PA	7000000307	3/8/2013	195.00
52534000	Employee Expenses	ZI	9000003603	3/8/2013	501.80
52534000	Employee Expenses	ZI	9000003604	3/8/2013	121.68
52535000	Meals Deductible	ZI	9000003598	3/8/2013	35.00
52535000	Meals Deductible	ZI	9000003600	3/8/2013	8.15
52535000	Meals Deductible	ZI	9000003601	3/8/2013	1.99

## Kentucky American Water Company

Case No. 2012-00520

Response to PSC DR1, Item 31

Account	Description	Doc Type	Document Number	Posting Date	Amount
52535000	Meals Deductible	ZI	9000003602	3/8/2013	299.55
52535000	Meals Deductible	ZI	9000003606	3/8/2013	41.59
52585000	Discounts Available	ZP	3000013560	3/8/2013	(2,244.06)
52585000	Discounts Available	ZP	3000013562	3/8/2013	(18.24)
52585000	Discounts Available	ZP	3000013569	3/8/2013	(23.87)
53150000	Contr Svc-Other	SN	100004141	3/8/2013	(8.85)
53150000	Contr Svc-Other	KR	5000006559	3/8/2013	137.40
53150000	Contr Svc-Other	ZI	9000003608	3/8/2013	139.22
55000000	Transportation (O&M)	ZI	9000003597	3/8/2013	20.99
55010300	Trans Lease Maint	ZI	9000003605	3/8/2013	22.04
55010500	Trans Reimb EE Prsnl	PA	7000000307	3/8/2013	66.67
57010000	Uncoll Accts Exp	ZA	9400002301	3/8/2013	(237.12)
68532000	FUTA	PA	7000000307	3/8/2013	77.76
68532000	FUTA	PA	7000000325	3/8/2013	22.94
68533000	FICA	PA	7000000307	3/8/2013	21,405.16
68533000	FICA	PA	7000000308	3/8/2013	22,883.59
68533000	FICA	PA	7000000325	3/8/2013	292.43
68535000	SUTA	PA	7000000307	3/8/2013	1,044.95
68535000	SUTA	PA	7000000325	3/8/2013	53.52
72802100	CIAC Receipt Non-Services Clear DR		4000009345	3/8/2013	(6,536.00)
72802100	CIAC Receipt Non-Services Clear DR		4000009356	3/8/2013	(817.00)
52562500	Overnight Shippng	KR	5000006564	3/9/2013	130.91
40111000	Res Sales Billed	ZA	9400002349	3/11/2013	(78,491.91)
40121000	Com Sales Billed	ZA	9400002349	3/11/2013	(31,286.65)
40131000	Ind Sales Billed	ZA	9400002349	3/11/2013	(2,911.87)
40145000	Priv Fire Billed	ZA	9400002349	3/11/2013	(4,660.30)
40151000	Publ Auth Billed	ZA	9400002349	3/11/2013	(1,618.77)
40310100	OthRev-Late Pymt Fee	ZA	9400002349	3/11/2013	51.15
40310400	OthRev-NSF Ck Chrg	ZA	9400002349	3/11/2013	(132.00)
40310500	OthRev-Appl/InitFee	ZA	9400002349	3/11/2013	(1,560.00)
40310700	OthRev-Reconnct Fee	ZA	9400002349	3/11/2013	(494.00)
51510000	Purchased Power	ZF	5000006511	3/11/2013	3,625.35
51510000	Purchased Power	ZN	5000006577	3/11/2013	16,082.58
52000000	M&S Expense (O&M)	WA	5000006591	3/11/2013	343.57
52500000	Misc Expense (O&M)	RE	5000006584	3/11/2013	0.61
52500000	Misc Expense (O&M)	WE	5000006590	3/11/2013	60.62
52500000	Misc Expense (O&M)	RE	5000006594	3/11/2013	(0.15)
52532000	Electricity	ZN	5000006577	3/11/2013	105.26
52542000	Forms	KR	5000006585	3/11/2013	3,147.64
52542000	Forms	KR	5000006586	3/11/2013	9,929.69
52542000	Forms	KR	5000006588	3/11/2013	392.61
52542000	Forms	KR	5000006589	3/11/2013	206.74
52562000	Office Supplies	RE	5000006583	3/11/2013	88.41
52586000	PO Small Differences	RE	5000006575	3/11/2013	(16.96)
53150000	Contr Svc-Other	RE	5000006593	3/11/2013	(0.53)
53155000	Contr Svc-Legal	SN	100004140	3/11/2013	(91.65)
53155000	Contr Svc-Legal	KR	5000006587	3/11/2013	1,400.88
57010000	Uncoll Accts Exp	ZA	9400002349	3/11/2013	(194.41)
40111000	Res Sales Billed	ZA	9400002350	3/12/2013	(136,235.25)
40121000	Com Sales Billed	ZA	9400002350	3/12/2013	(54,963.58)
40145000	Priv Fire Billed	ZA	9400002350	3/12/2013	(8,644.31)
40151000	Publ Auth Billed	ZA	9400002350	3/12/2013	(3,702.55)
40310100	OthRev-Late Pymt Fee	ZA	9400002350	3/12/2013	(35.32)

## Kentucky American Water Company

Case No. 2012-00520

Response to PSC DR1, Item 31

Account	Description	Doc Type	Document Number	Posting Date	Amount
40310400	OthRev-NSF Ck Chrg	ZA	9400002350	3/12/2013	(72.00)
40310500	OthRev-Appl/InitFee	ZA	9400002350	3/12/2013	(2,626.00)
40310700	OthRev-Reconnct Fee	ZA	9400002350	3/12/2013	(598.00)
51510000	Purchased Power	ZF	5000006555	3/12/2013	7,250.70
51510000	Purchased Power	ZN	5000006603	3/12/2013	637.10
52000000	M&S Expense (O&M)	WA	5000006615	3/12/2013	(1,389.70)
52000000	M&S Expense (O&M)	WA	5000006616	3/12/2013	(1,049.94)
52000000	M&S Expense (O&M)	WA	5000006617	3/12/2013	(640.48)
52000000	M&S Expense (O&M)	WA	5000006618	3/12/2013	5.40
52000000	M&S Expense (O&M)	WA	5000006619	3/12/2013	89.84
52000000	M&S Expense (O&M)	WA	5000006620	3/12/2013	4,273.24
52000000	M&S Expense (O&M)	WA	5000006621	3/12/2013	191.33
52000000	M&S Expense (O&M)	WA	5000006622	3/12/2013	1,299.86
52000000	M&S Expense (O&M)	WA	5000006623	3/12/2013	640.48
52000000	M&S Expense (O&M)	WA	5000006624	3/12/2013	1,044.54
52000000	M&S Expense (O&M)	KR	5000006629	3/12/2013	267.83
52000000	M&S Expense (O&M)	KR	5000006640	3/12/2013	43.41
52000000	M&S Expense (O&M)	KR	5000006641	3/12/2013	93.30
52000000	M&S Expense (O&M)	KR	5000006642	3/12/2013	72.08
52000000	M&S Expense (O&M)	KR	5000006643	3/12/2013	155.82
52000000	M&S Expense (O&M)	KR	5000006647	3/12/2013	76.52
52000000	M&S Expense (O&M)	KR	5000006648	3/12/2013	2,614.15
52532000	Electricity	ZN	5000006603	3/12/2013	138.78
52562000	Office Supplies	KR	5000006608	3/12/2013	56.98
52562500	Overnight Shippng	KR	5000006607	3/12/2013	126.06
52571100	Add'l Security Costs	KR	5000006644	3/12/2013	1,008.75
52571100	Add'l Security Costs	KR	5000006645	3/12/2013	1,008.75
52574000	Telephone	ZC	9400002300	3/12/2013	1,673.35
52574100	Cell Phone	ZC	9400002300	3/12/2013	2,216.98
52578000	Trash Removal	KR	5000006638	3/12/2013	140.50
52583000	Water & WW	KR	5000006598	3/12/2013	9.52
52586000	PO Small Differences	RE	5000006602	3/12/2013	(0.50)
52586000	PO Small Differences	RE	5000006635	3/12/2013	3.87
53150000	Contr Svc-Other	KR	5000006597	3/12/2013	664.59
53150000	Contr Svc-Other	KR	5000006599	3/12/2013	1,629.75
53150000	Contr Svc-Other	KR	5000006600	3/12/2013	1,521.10
53150000	Contr Svc-Other	KR	5000006601	3/12/2013	869.20
53150000	Contr Svc-Other	KR	5000006626	3/12/2013	240.09
53150000	Contr Svc-Other	KR	5000006627	3/12/2013	313.76
53150000	Contr Svc-Other	KR	5000006628	3/12/2013	73.03
53150000	Contr Svc-Other	KR	5000006636	3/12/2013	181.26
53150000	Contr Svc-Other	KR	5000006637	3/12/2013	1,133.35
53150000	Contr Svc-Other	KR	5000006639	3/12/2013	829.49
53150000	Contr Svc-Other	KR	5000006646	3/12/2013	69.45
53155000	Contr Svc-Legal	KR	5000006605	3/12/2013	46.64
53155000	Contr Svc-Legal	KR	5000006606	3/12/2013	41.34
57010000	Uncoll Accts Exp	ZA	9400002350	3/12/2013	(258.07)
68520100	Tax Discounts	ZF	5000006555	3/12/2013	(1,499.72)
72802000	CIAC Receipt Services Clearing	DR	4000009566	3/12/2013	(3,536.00)
72802000	CIAC Receipt Services Clearing	DR	4000009573	3/12/2013	(817.00)
72802100	CIAC Receipt Non-Services Clear	DR	4000009538	3/12/2013	(3,268.00)
72802100	CIAC Receipt Non-Services Clear	DR	4000009559	3/12/2013	(817.00)
40111000	Res Sales Billed	ZA	9400002352	3/13/2013	(204,602.53)

Kentucky American Water Company  
Case No. 2012-00520  
Response to PSC DR1, Item 31

Account	Description	Doc Type	Document Number	Posting Date	Amount
40121000	Com Sales Billed	ZA	9400002352	3/13/2013	(59,207.18)
40145000	Priv Fire Billed	ZA	9400002352	3/13/2013	(6,073.71)
40151000	Publ Auth Billed	ZA	9400002352	3/13/2013	(2,139.22)
40161000	Sls/Rsle Billed	ZA	9400002352	3/13/2013	(181.83)
40171000	Misc Sales Billed	ZA	9400002352	3/13/2013	(2.94)
40221000	Com WW Svc Billed	ZA	9400002352	3/13/2013	(963.05)
40251000	PubAuth WW Billed	ZA	9400002352	3/13/2013	(334.01)
40310100	OthRev-Late Pymt Fee	ZA	9400002352	3/13/2013	(9,509.16)
40310400	OthRev-NSF Ck Chrg	ZA	9400002352	3/13/2013	(60.00)
40310500	OthRev-Appl/InitFee	ZA	9400002352	3/13/2013	(2,288.00)
40310700	OthRev-Reconnct Fee	ZA	9400002352	3/13/2013	(546.00)
50109900	Labor Cap Credits	UZ	2000001159	3/13/2013	1,443.15
50109900	Labor Cap Credits	UZ	2000001160	3/13/2013	873.28
50119900	LaborNSOT CapCredits	UZ	2000001159	3/13/2013	(5,884.37)
50119900	LaborNSOT CapCredits	UZ	2000001160	3/13/2013	(181.97)
50421100	401k Exp Cap Credits	UZ	2000001159	3/13/2013	(6.41)
50421100	401k Exp Cap Credits	UZ	2000001160	3/13/2013	(180.02)
50422100	DCP Exp Cap Credits	UZ	2000001159	3/13/2013	(101.42)
50422100	DCP Exp Cap Credits	UZ	2000001160	3/13/2013	(234.52)
50550100	Group Ins Cap Credts	UZ	2000001159	3/13/2013	713.25
50550100	Group Ins Cap Credts	UZ	2000001160	3/13/2013	(1,593.57)
51110000	Waste Disposal	ZN	5000006669	3/13/2013	2,586.26
51510000	Purchased Power	ZN	5000006669	3/13/2013	187,278.22
51800000	Chemicals	KR	5000006671	3/13/2013	7,662.95
52000000	M&S Expense (O&M)	UZ	2000001159	3/13/2013	(196,427.24)
52000000	M&S Expense (O&M)	UZ	2000001160	3/13/2013	(28,837.80)
52000000	M&S Expense (O&M)	UZ	2000001163	3/13/2013	(187.05)
52000000	M&S Expense (O&M)	WA	5000006654	3/13/2013	364.87
52000000	M&S Expense (O&M)	WA	5000006657	3/13/2013	801.21
52000000	M&S Expense (O&M)	KR	5000006658	3/13/2013	2,316.08
52000000	M&S Expense (O&M)	WA	5000006672	3/13/2013	187.05
52000000	M&S Expense (O&M)	WA	5000006673	3/13/2013	(1,474.03)
52000000	M&S Expense (O&M)	WA	5000006674	3/13/2013	1,474.03
52000000	M&S Expense (O&M)	KR	5000006679	3/13/2013	555.44
52500000	Misc Expense (O&M)	UZ	2000001159	3/13/2013	(31,185.33)
52500000	Misc Expense (O&M)	UZ	2000001160	3/13/2013	(60.62)
52500000	Misc Expense (O&M)	UZ	2000001165	3/13/2013	(238,500.00)
52500000	Misc Expense (O&M)	KR	5000006653	3/13/2013	493.06
52500000	Misc Expense (O&M)	KR	5000006655	3/13/2013	212.14
52500000	Misc Expense (O&M)	KR	5000006656	3/13/2013	274.54
52500000	Misc Expense (O&M)	WE	5000006675	3/13/2013	209.88
52500000	Misc Expense (O&M)	WE	5000006685	3/13/2013	238,500.00
52500000	Misc Expense (O&M)	KR	5000006689	3/13/2013	360.46
52500000	Misc Expense (O&M)	KR	5000006690	3/13/2013	251.43
52510000	Bank Svc Charges	SN	100004238	3/13/2013	(555.80)
52510000	Bank Svc Charges	KR	5000006683	3/13/2013	8,495.84
52514904	Cust Edu Comm-Consrv	KR	5000006670	3/13/2013	1,131.26
52532000	Electricity	ZN	5000006669	3/13/2013	8,059.90
52535000	Meals Deductible	ZI	9000003596	3/13/2013	124.48
52548000	Heating Oil/Gas	ZN	5000006669	3/13/2013	49.80
52550000	Janitorial	ZI	9000003609	3/13/2013	4.27
52554500	Lab Supplies	UZ	2000001160	3/13/2013	(63.55)
52554500	Lab Supplies	RE	5000006692	3/13/2013	38.81

## Kentucky American Water Company

Case No. 2012-00520

Response to PSC DR1, Item 31

Account	Description	Doc Type	Document Number	Posting Date	Amount
52562500	Overnight Shippng	UZ	2000001159	3/13/2013	(38.10)
52578000	Trash Removal	KR	5000006680	3/13/2013	70.87
52578000	Trash Removal	KR	5000006681	3/13/2013	106.74
52582000	Uniforms	ZI	9000003599	3/13/2013	111.30
52582000	Uniforms	ZI	9000003609	3/13/2013	59.69
52583000	Water & WW	UZ	2000001160	3/13/2013	(371.00)
52583000	Water & WW	KR	5000006660	3/13/2013	1,058.56
52583000	Water & WW	KR	5000006661	3/13/2013	11.13
52583000	Water & WW	KR	5000006662	3/13/2013	6.35
52583000	Water & WW	KR	5000006682	3/13/2013	5,575.84
52583000	Water & WW	KR	5000006687	3/13/2013	28.56
52583000	Water & WW	KR	5000006688	3/13/2013	57.54
52586000	PO Small Differences	RE	5000006686	3/13/2013	(0.49)
52801200	Capital Accrual Clearing	UZ	2000001159	3/13/2013	273,107.04
52801200	Capital Accrual Clearing	UZ	2000001160	3/13/2013	89,970.02
53110000	Contr Svc-Eng	UZ	2000001159	3/13/2013	(11,300.46)
53150000	Contr Svc-Other	UZ	2000001159	3/13/2013	(35,219.37)
53150000	Contr Svc-Other	UZ	2000001160	3/13/2013	(32,598.90)
53150000	Contr Svc-Other	KR	5000006652	3/13/2013	2,247.40
53150000	Contr Svc-Other	KR	5000006659	3/13/2013	869.20
53150000	Contr Svc-Other	KR	5000006663	3/13/2013	239.52
53150000	Contr Svc-Other	KR	5000006666	3/13/2013	83.45
53150000	Contr Svc-Other	KR	5000006667	3/13/2013	68.13
53150000	Contr Svc-Other	KR	5000006668	3/13/2013	64.97
53150000	Contr Svc-Other	WE	5000006676	3/13/2013	3,408.80
53150000	Contr Svc-Other	WE	5000006677	3/13/2013	747.20
53150000	Contr Svc-Other	WE	5000006678	3/13/2013	71.25
53150000	Contr Svc-Other	ZI	9000003610	3/13/2013	70.45
57010000	Uncoll Accts Exp	ZA	9400002352	3/13/2013	(178.52)
68532100	FUTA Cap Credits	UZ	2000001159	3/13/2013	(3.67)
68533100	FICA Cap Credits	UZ	2000001159	3/13/2013	(1,005.90)
68533100	FICA Cap Credits	UZ	2000001160	3/13/2013	790.44
68535100	SUTA Cap Credits	UZ	2000001159	3/13/2013	166.05
68535100	SUTA Cap Credits	UZ	2000001160	3/13/2013	26.69
71521000	M&J Expenses	DR	4000009551	3/13/2013	(1,430.38)
71521000	M&J Expenses	DR	4000009578	3/13/2013	(2,064.74)
71521000	M&J Expenses	DR	4000009581	3/13/2013	(658.55)
72801100	Adv Receipt Non-Services Cleari	UZ	2000001159	3/13/2013	121,279.00
72802100	CIAC Receipt Non-Services Clear	UZ	2000001159	3/13/2013	25,327.00
88107000	CAP Move-CWIP	UZ	2000001161	3/13/2013	94,152.33
88107000	CAP Move-CWIP	UZ	2000001162	3/13/2013	(108,008.59)
88107000	CAP Move-CWIP	UZ	2000001164	3/13/2013	187.05
88107000	CAP Move-CWIP	UZ	2000001166	3/13/2013	238,500.00
88252170	CAP Move-ADV NT WIP	UZ	2000001161	3/13/2013	(121,279.00)
88257100	CAP Move-RWIP	UZ	2000001161	3/13/2013	(57,958.78)
88257100	CAP Move-RWIP	UZ	2000001162	3/13/2013	50,019.34
88271170	CAP Move-CIAC NT WIP	UZ	2000001162	3/13/2013	(25,327.00)
88900000	CAP Move-Settlement	UZ	2000001161	3/13/2013	67,815.70
88900000	CAP Move-Settlement	UZ	2000001162	3/13/2013	100,586.00
88900000	CAP Move-Settlement	UZ	2000001164	3/13/2013	(187.05)
88900000	CAP Move-Settlement	UZ	2000001166	3/13/2013	(238,500.00)
40111000	Res Sales Billed	ZA	9400002353	3/14/2013	(119,465.83)
40121000	Com Sales Billed	ZA	9400002353	3/14/2013	(46,998.87)

## Kentucky American Water Company

Case No. 2012-00520

Response to PSC DR1, Item 31

Account	Description	Doc Type	Document Number	Posting Date	Amount
40131000	Ind Sales Billed	ZA	9400002353	3/14/2013	(3,128.81)
40145000	Priv Fire Billed	ZA	9400002353	3/14/2013	(4,465.25)
40151000	Publ Auth Billed	ZA	9400002353	3/14/2013	(4,550.33)
40161000	Sls/Rsle Billed	ZA	9400002353	3/14/2013	(301.66)
40171000	Misc Sales Billed	ZA	9400002353	3/14/2013	(1,449.89)
40211000	Dom WW Svc Billed	ZA	9400002353	3/14/2013	(44.17)
40221000	Com WW Svc Billed	ZA	9400002353	3/14/2013	(17.27)
40310100	OthRev-Late Pymt Fee	ZA	9400002353	3/14/2013	(2,528.97)
40310400	OthRev-NSF Ck Chrg	ZA	9400002353	3/14/2013	(48.00)
40310500	OthRev-Appl/InitFee	ZA	9400002353	3/14/2013	(2,392.00)
40310700	OthRev-Reconnct Fee	ZA	9400002353	3/14/2013	(728.00)
50450000	Other Welfare	SA	100004108	3/14/2013	150.00
50510100	PBOP Cap Credits	UZ	2000001167	3/14/2013	204.55
50510100	PBOP Cap Credits	UZ	2000001169	3/14/2013	(576.67)
50550000	Group Insur Expense	DR	4000009605	3/14/2013	(3,536.00)
50610100	Pension Cap Credits	UZ	2000001167	3/14/2013	272.75
50610100	Pension Cap Credits	UZ	2000001169	3/14/2013	(769.07)
51800000	Chemicals	SA	100004281	3/14/2013	332.21
52000000	M&S Expense (O&M)	UZ	2000001169	3/14/2013	(1,608.70)
52000000	M&S Expense (O&M)	UZ	2000001171	3/14/2013	(6,035.06)
52000000	M&S Expense (O&M)	WA	5000006696	3/14/2013	(125.96)
52000000	M&S Expense (O&M)	WA	5000006697	3/14/2013	125.96
52000000	M&S Expense (O&M)	WA	5000006698	3/14/2013	(699.26)
52000000	M&S Expense (O&M)	WA	5000006699	3/14/2013	699.26
52000000	M&S Expense (O&M)	WA	5000006700	3/14/2013	(139.84)
52000000	M&S Expense (O&M)	WA	5000006701	3/14/2013	139.84
52000000	M&S Expense (O&M)	WA	5000006702	3/14/2013	(252.72)
52000000	M&S Expense (O&M)	WA	5000006703	3/14/2013	252.72
52000000	M&S Expense (O&M)	WA	5000006705	3/14/2013	(139.84)
52000000	M&S Expense (O&M)	WA	5000006707	3/14/2013	139.84
52000000	M&S Expense (O&M)	WA	5000006708	3/14/2013	(251.08)
52000000	M&S Expense (O&M)	WA	5000006710	3/14/2013	251.08
52000000	M&S Expense (O&M)	WA	5000006711	3/14/2013	(4,323.67)
52000000	M&S Expense (O&M)	WA	5000006712	3/14/2013	(3,153.12)
52000000	M&S Expense (O&M)	WA	5000006713	3/14/2013	667.94
52000000	M&S Expense (O&M)	WA	5000006714	3/14/2013	2,544.68
52000000	M&S Expense (O&M)	WA	5000006715	3/14/2013	949.56
52000000	M&S Expense (O&M)	WA	5000006716	3/14/2013	152.54
52000000	M&S Expense (O&M)	WA	5000006717	3/14/2013	539.54
52000000	M&S Expense (O&M)	WA	5000006718	3/14/2013	236.52
52000000	M&S Expense (O&M)	WA	5000006719	3/14/2013	460.90
52000000	M&S Expense (O&M)	WA	5000006720	3/14/2013	1,916.17
52000000	M&S Expense (O&M)	WA	5000006722	3/14/2013	3,395.53
52000000	M&S Expense (O&M)	KR	5000006723	3/14/2013	152.91
52000000	M&S Expense (O&M)	WA	5000006728	3/14/2013	2,560.19
52000000	M&S Expense (O&M)	WA	5000006729	3/14/2013	88.28
52000000	M&S Expense (O&M)	WA	5000006730	3/14/2013	(271.53)
52000000	M&S Expense (O&M)	WA	5000006731	3/14/2013	271.53
52500000	Misc Expense (O&M)	ZI	9000003627	3/14/2013	427.46
52500000	Misc Expense (O&M)	ZI	9000003692	3/14/2013	(427.46)
52532000	Electricity	ZN	5000006726	3/14/2013	23.64
52534000	Employee Expenses	ZI	9000003693	3/14/2013	50.00
52535000	Meals Deductible	ZI	9000003621	3/14/2013	212.28

## Kentucky American Water Company

Case No. 2012-00520

Response to PSC DR1, Item 31

Account	Description	Doc Type	Document Number	Posting Date	Amount
52535000	Meals Deductible	ZI	9000003633	3/14/2013	150.91
52535000	Meals Deductible	ZI	9000003634	3/14/2013	476.44
52535000	Meals Deductible	ZI	9000003635	3/14/2013	25.46
52535000	Meals Deductible	ZI	9000003640	3/14/2013	203.89
52535000	Meals Deductible	ZI	9000003644	3/14/2013	252.94
52535000	Meals Deductible	ZI	9000003649	3/14/2013	51.52
52535000	Meals Deductible	ZI	9000003659	3/14/2013	40.02
52535000	Meals Deductible	ZI	9000003674	3/14/2013	148.89
52550000	Janitorial	ZI	9000003681	3/14/2013	8.54
52554500	Lab Supplies	KP	5000006706	3/14/2013	(2,136.96)
52562000	Office Supplies	ZI	9000003682	3/14/2013	79.27
52574100	Cell Phone	ZC	9400002351	3/14/2013	640.71
52582000	Uniforms	ZI	9000003639	3/14/2013	111.30
52582000	Uniforms	ZI	9000003675	3/14/2013	63.59
52582000	Uniforms	ZI	9000003676	3/14/2013	59.57
52582000	Uniforms	ZI	9000003681	3/14/2013	38.51
53150000	Contr Svc-Other	ZI	9000003645	3/14/2013	1,386.00
53150000	Contr Svc-Other	ZI	9000003646	3/14/2013	1,188.00
55000100	Trans Cap Credits	UZ	2000001167	3/14/2013	256.38
55000100	Trans Cap Credits	UZ	2000001169	3/14/2013	(722.90)
55720100	Ins W/C Cap Credits	UZ	2000001167	3/14/2013	47.32
55720100	Ins W/C Cap Credits	UZ	2000001169	3/14/2013	(133.49)
57010000	Uncoll Accts Exp	ZA	9400002353	3/14/2013	(386.05)
72801100	Adv Receipt Non-Services Cleari	DR	4000009619	3/14/2013	(5,576.00)
72802000	CIAC Receipt Services Clearing	UZ	2000001175	3/14/2013	4,353.00
72802000	CIAC Receipt Services Clearing	DR	4000009613	3/14/2013	(1,569.00)
72802100	CIAC Receipt Non-Services Clear	UZ	2000001175	3/14/2013	4,085.00
72802100	CIAC Receipt Non-Services Clear	DR	4000009592	3/14/2013	(2,451.00)
72802100	CIAC Receipt Non-Services Clear	DR	4000009619	3/14/2013	(4,326.00)
88107000	CAP Move-CWIP	UZ	2000001168	3/14/2013	(959.37)
88107000	CAP Move-CWIP	UZ	2000001170	3/14/2013	3,810.15
88107000	CAP Move-CWIP	UZ	2000001172	3/14/2013	6,035.06
88257100	CAP Move-RWIP	UZ	2000001168	3/14/2013	178.37
88257100	CAP Move-RWIP	UZ	2000001170	3/14/2013	0.68
88271170	CAP Move-CIAC NT WIP	UZ	2000001176	3/14/2013	(4,085.00)
88271270	CAP Move-CIAC Tx WIP	UZ	2000001176	3/14/2013	(4,353.00)
88900000	CAP Move-Settlement	UZ	2000001168	3/14/2013	781.00
88900000	CAP Move-Settlement	UZ	2000001170	3/14/2013	(3,810.83)
88900000	CAP Move-Settlement	UZ	2000001172	3/14/2013	(6,035.06)
88900000	CAP Move-Settlement	UZ	2000001176	3/14/2013	8,438.00
40111000	Res Sales Billed	ZA	9400002354	3/15/2013	(120,353.07)
40121000	Com Sales Billed	ZA	9400002354	3/15/2013	(50,336.16)
40145000	Priv Fire Billed	ZA	9400002354	3/15/2013	(4,522.36)
40151000	Publ Auth Billed	ZA	9400002354	3/15/2013	(7,376.48)
40251000	PubAuth WW Billed	ZA	9400002354	3/15/2013	(269.41)
40310100	OthRev-Late Pymt Fee	ZA	9400002354	3/15/2013	(6,749.53)
40310400	OthRev-NSF Ck Chrg	ZA	9400002354	3/15/2013	(84.00)
40310500	OthRev-Appl/InitFee	ZA	9400002354	3/15/2013	(3,068.00)
40310700	OthRev-Reconnct Fee	ZA	9400002354	3/15/2013	(936.00)
50450000	Other Welfare	SA	100004123	3/15/2013	600.00
50450000	Other Welfare	SA	100004124	3/15/2013	300.00
50550100	Group Ins Cap Creds	UZ	2000001190	3/15/2013	3,536.00
51010000	Purchased Water	KR	5000006738	3/15/2013	13,848.16



Kentucky American Water Company  
Case No. 2012-00520  
Response to PSC DR1, Item 31

Account	Description	Doc Type	Document Number	Posting Date	Amount
52000000	M&S Expense (O&M)	SA	100004122	3/15/2013	(103.11)
52000000	M&S Expense (O&M)	UZ	2000001180	3/15/2013	(333.00)
52000000	M&S Expense (O&M)	UZ	2000001182	3/15/2013	(292.83)
52000000	M&S Expense (O&M)	KR	5000006760	3/15/2013	333.00
52000000	M&S Expense (O&M)	WA	5000006769	3/15/2013	3.15
52000000	M&S Expense (O&M)	WA	5000006770	3/15/2013	12.69
52000000	M&S Expense (O&M)	WA	5000006771	3/15/2013	46.53
52000000	M&S Expense (O&M)	WA	5000006772	3/15/2013	85.40
52000000	M&S Expense (O&M)	WA	5000006773	3/15/2013	145.06
52500000	Misc Expense (O&M)	UZ	2000001177	3/15/2013	(3,209.31)
52500000	Misc Expense (O&M)	UZ	2000001180	3/15/2013	(265.95)
52500000	Misc Expense (O&M)	KR	5000006743	3/15/2013	121.69
52500000	Misc Expense (O&M)	WE	5000006753	3/15/2013	3,209.31
52500000	Misc Expense (O&M)	KR	5000006760	3/15/2013	166.50
52500000	Misc Expense (O&M)	RE	5000006766	3/15/2013	99.45
52514500	Charitb Don-H/Ed/En	ZF	5000006767	3/15/2013	5,000.00
52514600	Charitb Don-Commnty	ZF	5000006768	3/15/2013	1,000.00
52535000	Meals Deductible	ZI	9000003664	3/15/2013	58.60
52535000	Meals Deductible	ZI	9000003683	3/15/2013	22.92
52535000	Meals Deductible	ZI	9000003694	3/15/2013	51.37
52554500	Lab Supplies	RE	5000006739	3/15/2013	(40.19)
52562000	Office Supplies	ZI	9000003688	3/15/2013	1,454.39
52562500	Overnight Shippng	KR	5000006758	3/15/2013	295.37
52585000	Discounts Available	ZP	3000013797	3/15/2013	(36.16)
52585000	Discounts Available	ZP	3000013809	3/15/2013	(148.91)
52586000	PO Small Differences	RE	5000006747	3/15/2013	14.69
52586000	PO Small Differences	RE	5000006762	3/15/2013	(74.15)
53150000	Contr Svc-Other	SN	100004154	3/15/2013	(1,219.75)
53150000	Contr Svc-Other	KR	5000006740	3/15/2013	18,644.75
53150000	Contr Svc-Other	KR	5000006754	3/15/2013	507.21
53150000	Contr Svc-Other	KR	5000006755	3/15/2013	320.12
53150000	Contr Svc-Other	KR	5000006756	3/15/2013	84.27
53150000	Contr Svc-Other	KR	5000006757	3/15/2013	587.24
53150000	Contr Svc-Other	KR	5000006759	3/15/2013	106.00
57010000	Uncoll Accts Exp	ZA	9400002354	3/15/2013	(324.17)
69063000	Def FIT-RegAsst/Liab	SI	9600000192	3/15/2013	39,099.26
69063000	Def FIT-RegAsst/Liab	SI	9600000193	3/15/2013	(300.91)
69063000	Def FIT-RegAsst/Liab	SI	9600000194	3/15/2013	(8,870.83)
69063000	Def FIT-RegAsst/Liab	SI	9600000195	3/15/2013	(365.33)
69063000	Def FIT-RegAsst/Liab	SI	9600000196	3/15/2013	(2,750.67)
69063000	Def FIT-RegAsst/Liab	SI	9600000197	3/15/2013	(1,698.65)
69073000	Def SIT-RegAsst/Liab	SI	9600000192	3/15/2013	7,130.57
69073000	Def SIT-RegAsst/Liab	SI	9600000193	3/15/2013	(54.92)
69073000	Def SIT-RegAsst/Liab	SI	9600000194	3/15/2013	(566.25)
69073000	Def SIT-RegAsst/Liab	SI	9600000195	3/15/2013	(66.67)
69073000	Def SIT-RegAsst/Liab	SI	9600000196	3/15/2013	(501.66)
69073000	Def SIT-RegAsst/Liab	SI	9600000197	3/15/2013	(309.68)
69073000	Def SIT-RegAsst/Liab	SI	9600000198	3/15/2013	(2,199.61)
69073000	Def SIT-RegAsst/Liab	SI	9600000199	3/15/2013	(1,857.42)
69522000	ITC Restored-3%	SI	9600000195	3/15/2013	(637.67)
69523000	ITC Restored-4%	SI	9600000193	3/15/2013	(525.42)
69524000	ITC Restored-10%	SI	9600000196	3/15/2013	(5,903.33)
72801100	Adv Receipt Non-Services Cleari UZ		2000001190	3/15/2013	5,576.00

## Kentucky American Water Company

Case No. 2012-00520

Response to PSC DR1, Item 31

Account	Description	Doc Type	Document Number	Posting Date	Amount
72802000	CIAC Receipt Services Clearing	UZ	2000001190	3/15/2013	1,569.00
72802100	CIAC Receipt Non-Services Clear	UZ	2000001190	3/15/2013	6,777.00
88101000	CAP Move-UP	UP	2000001189	3/15/2013	1,059,455.49
88106000	CAP Move-CCNC	UN	2000001187	3/15/2013	256,080.15
88106000	CAP Move-CCNC	UP	2000001189	3/15/2013	(1,059,121.32)
88107000	CAP Move-CWIP	UZ	2000001178	3/15/2013	2,888.38
88107000	CAP Move-CWIP	UZ	2000001181	3/15/2013	589.00
88107000	CAP Move-CWIP	UZ	2000001186	3/15/2013	292.83
88107000	CAP Move-CWIP	UN	2000001187	3/15/2013	(256,080.15)
88107000	CAP Move-CWIP	UP	2000001189	3/15/2013	(334.17)
88107000	CAP Move-CWIP	UZ	2000001191	3/15/2013	(3,536.00)
88252170	CAP Move-ADV NT WIP	UZ	2000001191	3/15/2013	(5,576.00)
88257000	CAP Move-COR	UC	2000001188	3/15/2013	1,065.20
88257100	CAP Move-RWIP	UZ	2000001178	3/15/2013	320.93
88257100	CAP Move-RWIP	UZ	2000001181	3/15/2013	9.95
88257100	CAP Move-RWIP	UC	2000001188	3/15/2013	(1,065.20)
88271100	CAP Move-CIAC NT	UN	2000001187	3/15/2013	(29,412.00)
88271170	CAP Move-CIAC NT WIP	UN	2000001187	3/15/2013	29,412.00
88271170	CAP Move-CIAC NT WIP	UZ	2000001191	3/15/2013	(6,777.00)
88271200	CAP Move-CIAC Tax	UN	2000001187	3/15/2013	(4,353.00)
88271270	CAP Move-CIAC Tx WIP	UN	2000001187	3/15/2013	4,353.00
88271270	CAP Move-CIAC Tx WIP	UZ	2000001191	3/15/2013	(1,569.00)
88900000	CAP Move-Settlement	UZ	2000001178	3/15/2013	(3,209.31)
88900000	CAP Move-Settlement	UZ	2000001181	3/15/2013	(598.95)
88900000	CAP Move-Settlement	UZ	2000001186	3/15/2013	(292.83)
88900000	CAP Move-Settlement	UZ	2000001191	3/15/2013	17,458.00
52500000	Misc Expense (O&M)	UZ	2000001193	3/17/2013	(12,564.70)
52500000	Misc Expense (O&M)	WE	5000006778	3/17/2013	11,504.12
52500000	Misc Expense (O&M)	WE	5000006779	3/17/2013	1,060.58
53150000	Contr Svc-Other	KR	5000006776	3/17/2013	194.51
53150000	Contr Svc-Other	KR	5000006777	3/17/2013	133.56
88107000	CAP Move-CWIP	UZ	2000001192	3/17/2013	12,564.70
88900000	CAP Move-Settlement	UZ	2000001192	3/17/2013	(12,564.70)
40111000	Res Sales Billed	ZA	9400002391	3/18/2013	(109,620.60)
40121000	Com Sales Billed	ZA	9400002391	3/18/2013	(61,296.39)
40131000	Ind Sales Billed	ZA	9400002391	3/18/2013	(29.35)
40145000	Priv Fire Billed	ZA	9400002391	3/18/2013	(3,314.81)
40151000	Publ Auth Billed	ZA	9400002391	3/18/2013	(3,972.15)
40211000	Dom WW Svc Billed	ZA	9400002391	3/18/2013	(5.76)
40221000	Com WW Svc Billed	ZA	9400002391	3/18/2013	31.66
40310100	OthRev-Late Pymt Fee	ZA	9400002391	3/18/2013	(166.64)
40310400	OthRev-NSF Ck Chrg	ZA	9400002391	3/18/2013	(48.00)
40310500	OthRev-Appl/InitFee	ZA	9400002391	3/18/2013	(1,690.00)
40310700	OthRev-Reconnct Fee	ZA	9400002391	3/18/2013	(806.00)
51510000	Purchased Power	ZN	5000006802	3/18/2013	6,258.05
51510000	Purchased Power	ZN	5000006804	3/18/2013	21.85
52000000	M&S Expense (O&M)	UZ	2000001194	3/18/2013	(109.27)
52000000	M&S Expense (O&M)	UZ	2000001196	3/18/2013	(416.25)
52000000	M&S Expense (O&M)	WA	5000006780	3/18/2013	109.27
52000000	M&S Expense (O&M)	KR	5000006794	3/18/2013	416.25
52000000	M&S Expense (O&M)	KR	5000006798	3/18/2013	180.62
52000000	M&S Expense (O&M)	KR	5000006799	3/18/2013	44.10
52000000	M&S Expense (O&M)	KR	5000006806	3/18/2013	837.40

## Kentucky American Water Company

Case No. 2012-00520

Response to PSC DR1, Item 31

Account	Description	Doc Type	Document Number	Posting Date	Amount
52515001	Commun Relations-S	ZI	9000003631	3/18/2013	75.66
52532000	Electricity	ZN	5000006804	3/18/2013	139.96
52542000	Forms	KG	5000006788	3/18/2013	(1,004.31)
52546000	Grounds Keeping	UZ	2000001196	3/18/2013	(2,688.00)
52546000	Grounds Keeping	WE	5000006795	3/18/2013	2,688.00
52554500	Lab Supplies	WE	5000006786	3/18/2013	(38.88)
52554500	Lab Supplies	WE	5000006787	3/18/2013	(412.72)
52583000	Water & WW	KR	5000006796	3/18/2013	54.16
53150000	Contr Svc-Other	UZ	2000001194	3/18/2013	(27,209.58)
53150000	Contr Svc-Other	UZ	2000001196	3/18/2013	(9,521.70)
53150000	Contr Svc-Other	WE	5000006782	3/18/2013	1,500.00
53150000	Contr Svc-Other	WE	5000006783	3/18/2013	17,500.00
53150000	Contr Svc-Other	WE	5000006784	3/18/2013	8,209.58
53150000	Contr Svc-Other	WE	5000006789	3/18/2013	7,500.00
53150000	Contr Svc-Other	WE	5000006791	3/18/2013	3,449.00
53150000	Contr Svc-Other	WE	5000006792	3/18/2013	2,716.00
53150000	Contr Svc-Other	KR	5000006797	3/18/2013	2,426.02
53150000	Contr Svc-Other	KR	5000006805	3/18/2013	208.23
54110000	Rents-Real Prop	KR	5000006800	3/18/2013	100.00
54110000	Rents-Real Prop	KR	5000006803	3/18/2013	2,929.87
54140000	Rents-Equip	WE	5000006921	3/18/2013	(193.98)
55010100	Trans Lease Costs	SA	100004153	3/18/2013	39,306.00
55010100	Trans Lease Costs	SA	100004155	3/18/2013	19,800.00
57010000	Uncoll Accts Exp	ZA	9400002391	3/18/2013	1,009.48
72802100	CIAC Receipt Non-Services Clear DR		4000009725	3/18/2013	(2,451.00)
72802100	CIAC Receipt Non-Services Clear DR		4000009740	3/18/2013	(817.00)
72802100	CIAC Receipt Non-Services Clear DR		4000009749	3/18/2013	(817.00)
72802100	CIAC Receipt Non-Services Clear DR		4000009753	3/18/2013	(817.00)
72803000	Salvage/Scrap Receipt Clearing	SA	100004153	3/18/2013	(39,306.00)
72803000	Salvage/Scrap Receipt Clearing	SA	100004155	3/18/2013	(19,800.00)
72803000	Salvage/Scrap Receipt Clearing	DR	4000009734	3/18/2013	(18,882.50)
88107000	CAP Move-CWIP	UZ	2000001195	3/18/2013	27,318.85
88107000	CAP Move-CWIP	UZ	2000001197	3/18/2013	12,053.89
88257100	CAP Move-RWIP	UZ	2000001197	3/18/2013	572.06
88900000	CAP Move-Settlement	UZ	2000001195	3/18/2013	(27,318.85)
88900000	CAP Move-Settlement	UZ	2000001197	3/18/2013	(12,625.95)
40111000	Res Sales Billed	ZA	9400002392	3/19/2013	(146,732.18)
40121000	Com Sales Billed	ZA	9400002392	3/19/2013	(135,917.48)
40131000	Ind Sales Billed	ZA	9400002392	3/19/2013	(220.17)
40145000	Priv Fire Billed	ZA	9400002392	3/19/2013	(16,345.26)
40151000	Publ Auth Billed	ZA	9400002392	3/19/2013	(15,825.19)
40310100	OthRev-Late Pymt Fee	ZA	9400002392	3/19/2013	(161.52)
40310400	OthRev-NSF Ck Chrg	ZA	9400002392	3/19/2013	(36.00)
40310500	OthRev-Appl/InitFee	ZA	9400002392	3/19/2013	(2,262.00)
40310700	OthRev-Reconnct Fee	ZA	9400002392	3/19/2013	(936.00)
50109900	Labor Cap Credits	UZ	2000001202	3/19/2013	(16,132.13)
50109900	Labor Cap Credits	UZ	2000001203	3/19/2013	(41,391.17)
50119900	LaborNSOT CapCredits	UZ	2000001202	3/19/2013	(324.78)
50119900	LaborNSOT CapCredits	UZ	2000001203	3/19/2013	(5,865.56)
50421100	401k Exp Cap Credits	UZ	2000001202	3/19/2013	(492.14)
50421100	401k Exp Cap Credits	UZ	2000001203	3/19/2013	(932.18)
50422100	DCP Exp Cap Credits	UZ	2000001202	3/19/2013	(27.34)
50422100	DCP Exp Cap Credits	UZ	2000001203	3/19/2013	(1,623.16)

Kentucky American Water Company  
Case No. 2012-00520  
Response to PSC DR1, Item 31

Account	Description	Doc Type	Document Number	Posting Date	Amount
50452000	Emp Physical Exams	KR	5000006829	3/19/2013	19.40
50550100	Group Ins Cap Credits	UZ	2000001202	3/19/2013	(3,048.94)
50550100	Group Ins Cap Credits	UZ	2000001203	3/19/2013	(8,796.34)
51010000	Purchased Water	KR	5000006814	3/19/2013	9.33
51510000	Purchased Power	ZN	5000006823	3/19/2013	49,745.61
52000000	M&S Expense (O&M)	ZI	9000003632	3/19/2013	96.16
52000000	M&S Expense (O&M)	ZI	9000003637	3/19/2013	10.78
52000000	M&S Expense (O&M)	ZI	9000003638	3/19/2013	185.05
52000000	M&S Expense (O&M)	ZI	9000003647	3/19/2013	40.82
52000000	M&S Expense (O&M)	ZI	9000003648	3/19/2013	96.38
52000000	M&S Expense (O&M)	ZI	9000003650	3/19/2013	302.82
52000000	M&S Expense (O&M)	ZI	9000003651	3/19/2013	982.49
52000000	M&S Expense (O&M)	ZI	9000003652	3/19/2013	58.45
52000000	M&S Expense (O&M)	ZI	9000003653	3/19/2013	258.58
52000000	M&S Expense (O&M)	ZI	9000003657	3/19/2013	265.82
52000000	M&S Expense (O&M)	ZI	9000003661	3/19/2013	12.19
52000000	M&S Expense (O&M)	ZI	9000003662	3/19/2013	1,079.12
52000000	M&S Expense (O&M)	ZI	9000003665	3/19/2013	9.55
52000000	M&S Expense (O&M)	ZI	9000003684	3/19/2013	86.86
52000000	M&S Expense (O&M)	ZI	9000003685	3/19/2013	1,064.43
52000000	M&S Expense (O&M)	ZI	9000003686	3/19/2013	64.77
52000000	M&S Expense (O&M)	ZI	9000003705	3/19/2013	421.46
52000000	M&S Expense (O&M)	ZI	9000003706	3/19/2013	55.97
52000000	M&S Expense (O&M)	ZI	9000003708	3/19/2013	276.84
52000000	M&S Expense (O&M)	ZI	9000003713	3/19/2013	28.39
52000000	M&S Expense (O&M)	ZI	9000003714	3/19/2013	382.75
52500000	Misc Expense (O&M)	UZ	2000001199	3/19/2013	(1,451.22)
52500000	Misc Expense (O&M)	UZ	2000001203	3/19/2013	(17,096.00)
52500000	Misc Expense (O&M)	KR	5000006810	3/19/2013	5.29
52500000	Misc Expense (O&M)	RE	5000006811	3/19/2013	1,451.22
52500000	Misc Expense (O&M)	WE	5000006816	3/19/2013	10,305.32
52500000	Misc Expense (O&M)	WE	5000006819	3/19/2013	6,790.68
52500000	Misc Expense (O&M)	KR	5000006825	3/19/2013	44.35
52500000	Misc Expense (O&M)	KR	5000006827	3/19/2013	157.12
52514500	Charitb Don-H/Ed/En	ZF	5000006831	3/19/2013	500.00
52514600	Charitb Don-Commnty	KA	5000006835	3/19/2013	(500.00)
52514700	Community Partnrshps	ZF	5000006828	3/19/2013	500.00
52534000	Employee Expenses	ZI	9000003667	3/19/2013	50.00
52534000	Employee Expenses	ZI	9000003689	3/19/2013	133.31
52534000	Employee Expenses	ZI	9000003716	3/19/2013	50.00
52534000	Employee Expenses	ZI	9000003717	3/19/2013	50.00
52535000	Meals Deductible	ZI	9000003613	3/19/2013	94.72
52535000	Meals Deductible	ZI	9000003617	3/19/2013	114.60
52535000	Meals Deductible	ZI	9000003620	3/19/2013	26.29
52535000	Meals Deductible	ZI	9000003626	3/19/2013	39.37
52535000	Meals Deductible	ZI	9000003636	3/19/2013	32.90
52535000	Meals Deductible	ZI	9000003641	3/19/2013	108.52
52535000	Meals Deductible	ZI	9000003663	3/19/2013	99.09
52535000	Meals Deductible	ZI	9000003666	3/19/2013	18.20
52535000	Meals Deductible	ZI	9000003677	3/19/2013	101.53
52535000	Meals Deductible	ZI	9000003678	3/19/2013	7.49
52535000	Meals Deductible	ZI	9000003687	3/19/2013	15.58
52548000	Heating Oil/Gas	ZN	5000006823	3/19/2013	9.22

## Kentucky American Water Company

Case No. 2012-00520

Response to PSC DR1, Item 31

Account	Description	Doc Type	Document Number	Posting Date	Amount
52550000	Janitorial	ZI	9000003711	3/19/2013	8.54
52554500	Lab Supplies	ZI	9000003656	3/19/2013	32.23
52554500	Lab Supplies	ZI	9000003660	3/19/2013	140.00
52554500	Lab Supplies	ZI	9000003696	3/19/2013	79.03
52554500	Lab Supplies	ZI	9000003697	3/19/2013	79.03
52554500	Lab Supplies	ZI	9000003698	3/19/2013	1,273.43
52554500	Lab Supplies	ZI	9000003707	3/19/2013	130.93
52554500	Lab Supplies	ZI	9000003708	3/19/2013	344.96
52554500	Lab Supplies	ZI	9000003718	3/19/2013	463.95
52562000	Office Supplies	ZI	9000003712	3/19/2013	127.20
52566000	Postage	ZI	9000003654	3/19/2013	46.00
52574000	Telephone	ZC	9400002390	3/19/2013	4,620.79
52582000	Uniforms	ZI	9000003614	3/19/2013	181.09
52582000	Uniforms	ZI	9000003615	3/19/2013	39.28
52582000	Uniforms	ZI	9000003618	3/19/2013	163.09
52582000	Uniforms	ZI	9000003619	3/19/2013	41.33
52582000	Uniforms	ZI	9000003624	3/19/2013	161.19
52582000	Uniforms	ZI	9000003625	3/19/2013	41.28
52582000	Uniforms	ZI	9000003642	3/19/2013	39.28
52582000	Uniforms	ZI	9000003643	3/19/2013	243.43
52582000	Uniforms	ZI	9000003672	3/19/2013	359.76
52582000	Uniforms	ZI	9000003673	3/19/2013	55.91
52582000	Uniforms	ZI	9000003700	3/19/2013	281.45
52582000	Uniforms	ZI	9000003701	3/19/2013	39.28
52582000	Uniforms	ZI	9000003702	3/19/2013	59.57
52582000	Uniforms	ZI	9000003703	3/19/2013	83.81
52582000	Uniforms	ZI	9000003711	3/19/2013	38.51
53150000	Contr Svc-Other	UZ	2000001202	3/19/2013	(3,957.00)
53150000	Contr Svc-Other	UZ	2000001203	3/19/2013	(3,806.90)
53150000	Contr Svc-Other	KR	5000006813	3/19/2013	673.10
53150000	Contr Svc-Other	WE	5000006815	3/19/2013	677.00
53150000	Contr Svc-Other	KR	5000006817	3/19/2013	566.77
53150000	Contr Svc-Other	WE	5000006832	3/19/2013	2,750.00
53150000	Contr Svc-Other	RE	5000006833	3/19/2013	141.90
53150000	Contr Svc-Other	WE	5000006834	3/19/2013	1,207.00
53150000	Contr Svc-Other	KR	5000006836	3/19/2013	79.55
53150000	Contr Svc-Other	WE	5000006837	3/19/2013	3,665.00
53150000	Contr Svc-Other	ZI	9000003722	3/19/2013	195.00
53152000	Contr Svc-Lab Testng	KR	5000006812	3/19/2013	344.50
55000000	Transportation (O&M)	KR	5000006826	3/19/2013	457.38
55000000	Transportation (O&M)	ZI	9000003668	3/19/2013	58.60
57010000	Uncoll Accts Exp	ZA	9400002392	3/19/2013	(225.38)
68011000	Depr -UPIS General	UZ	2000001200	3/19/2013	2,060.87
68533100	FICA Cap Credits	UZ	2000001202	3/19/2013	(350.96)
68533100	FICA Cap Credits	UZ	2000001203	3/19/2013	(4,354.88)
68535100	SUTA Cap Credits	UZ	2000001203	3/19/2013	(6.36)
72802100	CIAC Receipt Non-Services Clear	UZ	2000001203	3/19/2013	4,902.00
72803000	Salvage/Scrap Receipt Clearing	UZ	2000001203	3/19/2013	18,882.50
88107000	CAP Move-CWIP	UZ	2000001198	3/19/2013	1,360.13
88107000	CAP Move-CWIP	UZ	2000001201	3/19/2013	9,378.45
88107000	CAP Move-CWIP	UZ	2000001204	3/19/2013	95,694.03
88257100	CAP Move-RWIP	UZ	2000001198	3/19/2013	91.09
88257100	CAP Move-RWIP	UZ	2000001201	3/19/2013	770.35

Kentucky American Water Company  
Case No. 2012-00520  
Response to PSC DR1, Item 31

Account	Description	Doc Type	Document Number	Posting Date	Amount
88257100	CAP Move-RWIP	UZ	2000001204	3/19/2013	(16,519.49)
88271170	CAP Move-CIAC NT WIP	UZ	2000001204	3/19/2013	(4,902.00)
88900000	CAP Move-Settlement	UZ	2000001198	3/19/2013	(1,451.22)
88900000	CAP Move-Settlement	UZ	2000001201	3/19/2013	(11,144.82)
88900000	CAP Move-Settlement	UZ	2000001204	3/19/2013	(73,276.52)
40111000	Res Sales Billed	ZA	9400002393	3/20/2013	(200,277.66)
40121000	Com Sales Billed	ZA	9400002393	3/20/2013	(66,930.29)
40131000	Ind Sales Billed	ZA	9400002393	3/20/2013	(254.24)
40145000	Priv Fire Billed	ZA	9400002393	3/20/2013	(3,638.97)
40151000	Publ Auth Billed	ZA	9400002393	3/20/2013	(1,226.32)
40161000	Sls/Rsle Billed	ZA	9400002393	3/20/2013	(76.07)
40211000	Dom WW Svc Billed	ZA	9400002393	3/20/2013	(1,655.85)
40221000	Com WW Svc Billed	ZA	9400002393	3/20/2013	(359.22)
40231000	Ind WW Svc Billed	ZA	9400002393	3/20/2013	(31.12)
40310100	OthRev-Late Pymt Fee	ZA	9400002393	3/20/2013	(3,326.14)
40310400	OthRev-NSF Ck Chrg	ZA	9400002393	3/20/2013	(24.00)
40310500	OthRev-Appl/InitFee	ZA	9400002393	3/20/2013	(1,716.00)
40310700	OthRev-Reconnct Fee	ZA	9400002393	3/20/2013	(338.00)
51010000	Purchased Water	KR	5000006853	3/20/2013	11,918.47
51510000	Purchased Power	ZN	5000006857	3/20/2013	55.53
52000000	M&S Expense (O&M)	UZ	2000001207	3/20/2013	(1,182.85)
52000000	M&S Expense (O&M)	UZ	2000001209	3/20/2013	(988.12)
52000000	M&S Expense (O&M)	UZ	2000001211	3/20/2013	(1,462.05)
52000000	M&S Expense (O&M)	KR	5000006849	3/20/2013	466.67
52000000	M&S Expense (O&M)	WA	5000006859	3/20/2013	1,182.85
52000000	M&S Expense (O&M)	WA	5000006861	3/20/2013	(844.67)
52000000	M&S Expense (O&M)	WA	5000006862	3/20/2013	844.67
52000000	M&S Expense (O&M)	WA	5000006863	3/20/2013	(105.93)
52000000	M&S Expense (O&M)	WA	5000006864	3/20/2013	143.45
52000000	M&S Expense (O&M)	WA	5000006865	3/20/2013	(14.61)
52000000	M&S Expense (O&M)	WA	5000006866	3/20/2013	14.61
52000000	M&S Expense (O&M)	WA	5000006867	3/20/2013	(25.57)
52000000	M&S Expense (O&M)	WA	5000006868	3/20/2013	25.57
52000000	M&S Expense (O&M)	WA	5000006869	3/20/2013	(188.25)
52000000	M&S Expense (O&M)	WA	5000006870	3/20/2013	188.25
52000000	M&S Expense (O&M)	WA	5000006872	3/20/2013	(68.78)
52000000	M&S Expense (O&M)	WA	5000006873	3/20/2013	68.78
52000000	M&S Expense (O&M)	WA	5000006874	3/20/2013	(68.78)
52000000	M&S Expense (O&M)	WA	5000006875	3/20/2013	68.78
52000000	M&S Expense (O&M)	WA	5000006876	3/20/2013	(7.43)
52000000	M&S Expense (O&M)	WA	5000006877	3/20/2013	7.43
52000000	M&S Expense (O&M)	WA	5000006878	3/20/2013	(669.46)
52000000	M&S Expense (O&M)	WA	5000006879	3/20/2013	669.46
52000000	M&S Expense (O&M)	WA	5000006880	3/20/2013	(80.83)
52000000	M&S Expense (O&M)	WA	5000006881	3/20/2013	80.83
52000000	M&S Expense (O&M)	WA	5000006882	3/20/2013	(419.51)
52000000	M&S Expense (O&M)	WA	5000006883	3/20/2013	419.51
52000000	M&S Expense (O&M)	WA	5000006884	3/20/2013	(197.87)
52000000	M&S Expense (O&M)	WA	5000006885	3/20/2013	197.87
52000000	M&S Expense (O&M)	KR	5000006888	3/20/2013	3,062.72
52000000	M&S Expense (O&M)	WA	5000006889	3/20/2013	248.69
52000000	M&S Expense (O&M)	WA	5000006891	3/20/2013	(844.67)
52000000	M&S Expense (O&M)	WA	5000006892	3/20/2013	844.67

## Kentucky American Water Company

Case No. 2012-00520

Response to PSC DR1, Item 31

Account	Description	Doc Type	Document Number	Posting Date	Amount
52000000	M&S Expense (O&M)	KR	5000006895	3/20/2013	58.25
52000000	M&S Expense (O&M)	ZI	9000003612	3/20/2013	610.98
52000000	M&S Expense (O&M)	ZI	9000003629	3/20/2013	222.60
52000000	M&S Expense (O&M)	ZI	9000003630	3/20/2013	1,138.05
52000000	M&S Expense (O&M)	ZI	9000003658	3/20/2013	222.00
52000000	M&S Expense (O&M)	ZI	9000003669	3/20/2013	13.66
52000000	M&S Expense (O&M)	ZI	9000003670	3/20/2013	183.03
52000000	M&S Expense (O&M)	ZI	9000003671	3/20/2013	62.03
52000000	M&S Expense (O&M)	ZI	9000003679	3/20/2013	51.96
52000000	M&S Expense (O&M)	ZI	9000003695	3/20/2013	804.03
52000000	M&S Expense (O&M)	ZI	9000003704	3/20/2013	41.22
52000000	M&S Expense (O&M)	ZI	9000003709	3/20/2013	60.65
52000000	M&S Expense (O&M)	ZI	9000003710	3/20/2013	39.37
52000000	M&S Expense (O&M)	ZI	9000003715	3/20/2013	65.88
52000000	M&S Expense (O&M)	ZI	9000003719	3/20/2013	106.03
52000000	M&S Expense (O&M)	ZI	9000003720	3/20/2013	14.13
52000000	M&S Expense (O&M)	ZI	9000003721	3/20/2013	263.39
52500000	Misc Expense (O&M)	UZ	2000001211	3/20/2013	(3,805.40)
52500000	Misc Expense (O&M)	KR	5000006845	3/20/2013	18.54
52500000	Misc Expense (O&M)	KR	5000006846	3/20/2013	306.51
52500000	Misc Expense (O&M)	KR	5000006848	3/20/2013	221.54
52500000	Misc Expense (O&M)	KR	5000006850	3/20/2013	390.36
52500000	Misc Expense (O&M)	KR	5000006871	3/20/2013	602.25
52500000	Misc Expense (O&M)	WE	5000006886	3/20/2013	3,805.40
52514700	Community Partnrshps	ZF	5000006838	3/20/2013	22.12
52514906	Cust Edu-Bill Insert	KR	5000006894	3/20/2013	4,501.69
52520000	Collection Agencies	SN	100004235	3/20/2013	(115.11)
52520000	Collection Agencies	KR	5000006851	3/20/2013	1,956.89
52520000	Collection Agencies	KR	5000006890	3/20/2013	212.28
52532000	Electricity	ZN	5000006857	3/20/2013	685.64
52535000	Meals Deductible	ZI	9000003622	3/20/2013	3.71
52535000	Meals Deductible	ZI	9000003628	3/20/2013	9.31
52535100	Meals Nondeductible	ZI	9000003699	3/20/2013	83.04
52562000	Office Supplies	ZI	9000003611	3/20/2013	166.35
52562000	Office Supplies	ZI	9000003690	3/20/2013	120.67
52562000	Office Supplies	ZI	9000003691	3/20/2013	278.43
52582000	Uniforms	ZI	9000003655	3/20/2013	655.95
52583000	Water & WW	KR	5000006847	3/20/2013	57.11
53150000	Contr Svc-Other	UZ	2000001209	3/20/2013	1,784.07
53150000	Contr Svc-Other	WE	5000006893	3/20/2013	3,333.00
53150000	Contr Svc-Other	ZI	9000003616	3/20/2013	3,511.75
53150000	Contr Svc-Other	ZI	9000003623	3/20/2013	78.75
53155000	Contr Svc-Legal	SN	100004222	3/20/2013	(2,137.08)
53155000	Contr Svc-Legal	KR	5000006852	3/20/2013	37,755.15
54140000	Rents-Equip	KR	5000006887	3/20/2013	140.19
55000000	Transportation (O&M)	ZI	9000003680	3/20/2013	24.13
57010000	Uncoll Accts Exp	ZA	9400002393	3/20/2013	(349.86)
72803000	Salvage/Scrap Receipt Clearing	UZ	2000001206	3/20/2013	59,106.00
88107000	CAP Move-CWIP	UZ	2000001208	3/20/2013	1,182.85
88107000	CAP Move-CWIP	UZ	2000001210	3/20/2013	(564.02)
88107000	CAP Move-CWIP	UZ	2000001212	3/20/2013	5,267.45
88257100	CAP Move-RWIP	UZ	2000001205	3/20/2013	(59,106.00)
88257100	CAP Move-RWIP	UZ	2000001210	3/20/2013	(231.93)

Kentucky American Water Company  
Case No. 2012-00520  
Response to PSC DR1, Item 31

Account	Description	Doc Type	Document Number	Posting Date	Amount
88900000	CAP Move-Settlement	UZ	2000001205	3/20/2013	59,106.00
88900000	CAP Move-Settlement	UZ	2000001208	3/20/2013	(1,182.85)
88900000	CAP Move-Settlement	UZ	2000001210	3/20/2013	795.95
88900000	CAP Move-Settlement	UZ	2000001212	3/20/2013	(5,267.45)
40111000	Res Sales Billed	ZA	9400002395	3/21/2013	(326,326.43)
40121000	Com Sales Billed	ZA	9400002395	3/21/2013	(179,026.76)
40131000	Ind Sales Billed	ZA	9400002395	3/21/2013	(442.17)
40145000	Priv Fire Billed	ZA	9400002395	3/21/2013	(11,467.62)
40151000	Publ Auth Billed	ZA	9400002395	3/21/2013	(6,287.51)
40171000	Misc Sales Billed	DR	4000009784	3/21/2013	(0.01)
40310100	OthRev-Late Pymt Fee	ZA	9400002395	3/21/2013	(1,265.89)
40310400	OthRev-NSF Ck Chrg	ZA	9400002395	3/21/2013	(84.00)
40310500	OthRev-Appl/InitFee	ZA	9400002395	3/21/2013	(4,706.00)
40310700	OthRev-Reconnct Fee	ZA	9400002395	3/21/2013	(2,028.00)
52000000	M&S Expense (O&M)	UZ	2000001214	3/21/2013	(2,083.09)
52000000	M&S Expense (O&M)	UZ	2000001216	3/21/2013	(25,355.90)
52000000	M&S Expense (O&M)	UZ	2000001218	3/21/2013	(786.08)
52000000	M&S Expense (O&M)	WA	5000006900	3/21/2013	1,491.58
52000000	M&S Expense (O&M)	WA	5000006902	3/21/2013	(617.41)
52000000	M&S Expense (O&M)	WA	5000006904	3/21/2013	617.41
52000000	M&S Expense (O&M)	WA	5000006905	3/21/2013	591.51
52000000	M&S Expense (O&M)	WA	5000006906	3/21/2013	(26.81)
52000000	M&S Expense (O&M)	KR	5000006915	3/21/2013	25,355.90
52000000	M&S Expense (O&M)	WA	5000006931	3/21/2013	786.08
52000000	M&S Expense (O&M)	ZI	9000003768	3/21/2013	138.83
52000000	M&S Expense (O&M)	ZI	9000003781	3/21/2013	20.92
52000000	M&S Expense (O&M)	ZI	9000003791	3/21/2013	377.53
52000000	M&S Expense (O&M)	ZI	9000003799	3/21/2013	266.04
52000000	M&S Expense (O&M)	ZI	9000003804	3/21/2013	165.55
52000000	M&S Expense (O&M)	ZI	9000003807	3/21/2013	58.00
52000000	M&S Expense (O&M)	ZI	9000003821	3/21/2013	640.53
52000000	M&S Expense (O&M)	ZI	9000003823	3/21/2013	7.40
52000000	M&S Expense (O&M)	ZI	9000003826	3/21/2013	98.74
52000000	M&S Expense (O&M)	ZI	9000003847	3/21/2013	39.96
52000000	M&S Expense (O&M)	ZI	9000003850	3/21/2013	9.43
52000000	M&S Expense (O&M)	ZI	9000003851	3/21/2013	438.83
52000000	M&S Expense (O&M)	ZI	9000003852	3/21/2013	127.71
52500000	Misc Expense (O&M)	UZ	2000001216	3/21/2013	(3,135.48)
52500000	Misc Expense (O&M)	UZ	2000001218	3/21/2013	1.06
52500000	Misc Expense (O&M)	WE	5000006918	3/21/2013	3,135.48
52500000	Misc Expense (O&M)	WE	5000006941	3/21/2013	(1.06)
52514500	Charitb Don-H/Ed/En	ZF	5000006830	3/21/2013	1,000.00
52534000	Employee Expenses	ZI	9000003793	3/21/2013	272.18
52534000	Employee Expenses	ZI	9000003835	3/21/2013	5.00
52534000	Employee Expenses	ZI	9000003836	3/21/2013	468.30
52534000	Employee Expenses	ZI	9000003837	3/21/2013	390.30
52534200	Conferences & Reg	ZF	5000006830	3/21/2013	325.00
52535000	Meals Deductible	ZI	9000003769	3/21/2013	13.97
52535000	Meals Deductible	ZI	9000003770	3/21/2013	16.33
52535000	Meals Deductible	ZI	9000003777	3/21/2013	34.17
52535000	Meals Deductible	ZI	9000003794	3/21/2013	6.60
52535000	Meals Deductible	ZI	9000003846	3/21/2013	23.37
52550000	Janitorial	WE	5000006927	3/21/2013	(20.61)



## Kentucky American Water Company

Case No. 2012-00520

Response to PSC DR1, Item 31

Account	Description	Doc Type	Document Number	Posting Date	Amount
52550000	Janitorial	ZI	9000003827	3/21/2013	129.13
52562000	Office Supplies	ZI	9000003827	3/21/2013	379.51
52562000	Office Supplies	ZI	9000003828	3/21/2013	88.49
52571100	Add'l Security Costs	KR	5000006916	3/21/2013	1,008.75
52574100	Cell Phone	ZC	9400002394	3/21/2013	717.90
52585000	Discounts Available	ZP	3000014012	3/21/2013	(12.01)
53110000	Contr Svc-Eng	UZ	2000001214	3/21/2013	56,777.25
53110000	Contr Svc-Eng	RE	5000006912	3/21/2013	(56,777.25)
53150000	Contr Svc-Other	SN	100004252	3/21/2013	(415.33)
53150000	Contr Svc-Other	UZ	2000001218	3/21/2013	2,550.00
53150000	Contr Svc-Other	KR	5000006914	3/21/2013	6,348.58
53150000	Contr Svc-Other	KR	5000006923	3/21/2013	896.15
53150000	Contr Svc-Other	WE	5000006929	3/21/2013	(2,550.00)
53150000	Contr Svc-Other	RE	5000006949	3/21/2013	15.00
54140000	Rents-Equip	KR	5000006898	3/21/2013	210.28
54140000	Rents-Equip	KP	5000006919	3/21/2013	(8.54)
54140000	Rents-Equip	WE	5000006920	3/21/2013	(1.06)
54140000	Rents-Equip	RE	5000006922	3/21/2013	0.75
54140000	Rents-Equip	RE	5000006925	3/21/2013	(6.05)
54140000	Rents-Equip	RE	5000006926	3/21/2013	(9.14)
55000000	Transportation (O&M)	ZI	9000003773	3/21/2013	41.42
55000000	Transportation (O&M)	ZI	9000003788	3/21/2013	44.50
55000000	Transportation (O&M)	ZI	9000003822	3/21/2013	7.00
55000000	Transportation (O&M)	ZI	9000003833	3/21/2013	524.29
57010000	Uncoll Accts Exp	ZA	9400002395	3/21/2013	(282.29)
62520700	Misc Main Pvg/Bckfill	UZ	2000001218	3/21/2013	19,485.37
62520700	Misc Main Pvg/Bckfill	UZ	2000001220	3/21/2013	6,387.41
62520700	Misc Main Pvg/Bckfill	WE	5000006928	3/21/2013	(10,870.84)
62520700	Misc Main Pvg/Bckfill	WE	5000006932	3/21/2013	(278.00)
62520700	Misc Main Pvg/Bckfill	WE	5000006933	3/21/2013	(114.00)
62520700	Misc Main Pvg/Bckfill	WE	5000006934	3/21/2013	(50.00)
62520700	Misc Main Pvg/Bckfill	WE	5000006936	3/21/2013	(250.80)
62520700	Misc Main Pvg/Bckfill	WE	5000006937	3/21/2013	(1,684.20)
62520700	Misc Main Pvg/Bckfill	WE	5000006938	3/21/2013	(386.40)
62520700	Misc Main Pvg/Bckfill	WE	5000006939	3/21/2013	(384.00)
62520700	Misc Main Pvg/Bckfill	WE	5000006940	3/21/2013	(5,467.13)
62520700	Misc Main Pvg/Bckfill	WE	5000006942	3/21/2013	(1,000.00)
62520700	Misc Main Pvg/Bckfill	WE	5000006943	3/21/2013	(387.41)
62520700	Misc Main Pvg/Bckfill	WE	5000006944	3/21/2013	(1,000.00)
62520700	Misc Main Pvg/Bckfill	WE	5000006945	3/21/2013	(1,000.00)
62520700	Misc Main Pvg/Bckfill	WE	5000006946	3/21/2013	(1,000.00)
62520700	Misc Main Pvg/Bckfill	WE	5000006947	3/21/2013	(1,000.00)
62520700	Misc Main Pvg/Bckfill	WE	5000006948	3/21/2013	(1,000.00)
88107000	CAP Move-CWIP	UZ	2000001215	3/21/2013	(54,694.16)
88107000	CAP Move-CWIP	UZ	2000001217	3/21/2013	28,177.83
88107000	CAP Move-CWIP	UZ	2000001219	3/21/2013	(17,735.12)
88107000	CAP Move-CWIP	UZ	2000001221	3/21/2013	(5,327.41)
88257100	CAP Move-RWIP	UZ	2000001217	3/21/2013	313.55
88257100	CAP Move-RWIP	UZ	2000001219	3/21/2013	(3,515.23)
88257100	CAP Move-RWIP	UZ	2000001221	3/21/2013	(1,060.00)
88900000	CAP Move-Settlement	UZ	2000001215	3/21/2013	54,694.16
88900000	CAP Move-Settlement	UZ	2000001217	3/21/2013	(28,491.38)
88900000	CAP Move-Settlement	UZ	2000001219	3/21/2013	21,250.35

## Kentucky American Water Company

Case No. 2012-00520

Response to PSC DR1, Item 31

Account	Description	Doc Type	Document Number	Posting Date	Amount
88900000	CAP Move-Settlement	UZ	2000001221	3/21/2013	6,387.41
40111000	Res Sales Billed	ZA	9400002396	3/22/2013	(106,065.66)
40121000	Com Sales Billed	ZA	9400002396	3/22/2013	(56,198.37)
40131000	Ind Sales Billed	ZA	9400002396	3/22/2013	(2,696.45)
40145000	Priv Fire Billed	ZA	9400002396	3/22/2013	(4,352.20)
40151000	Publ Auth Billed	ZA	9400002396	3/22/2013	(10,349.45)
40310100	OthRev-Late Pymt Fee	ZA	9400002396	3/22/2013	(1,719.36)
40310400	OthRev-NSF Ck Chrg	ZA	9400002396	3/22/2013	(108.00)
40310500	OthRev-Appl/InitFee	ZA	9400002396	3/22/2013	(1,300.00)
40310700	OthRev-Reconnct Fee	ZA	9400002396	3/22/2013	(572.00)
50100000	Labor Expense	PA	7000000331	3/22/2013	261,665.99
50110000	Labor NS OT -Natural	PA	7000000331	3/22/2013	28,582.55
50421000	401k Expense	PA	7000000331	3/22/2013	5,832.97
50422000	DCP Expense	PA	7000000331	3/22/2013	6,850.01
50510100	PBOP Cap Credits	UZ	2000001231	3/22/2013	(6,322.94)
50550000	Group Insur Expense	PA	7000000331	3/22/2013	57,465.55
50610100	Pension Cap Credits	UZ	2000001231	3/22/2013	(8,433.13)
51510000	Purchased Power	ZN	5000006960	3/22/2013	3,224.09
51510000	Purchased Power	ZN	5000006961	3/22/2013	152.56
52000000	M&S Expense (O&M)	UZ	2000001222	3/22/2013	(7,582.68)
52000000	M&S Expense (O&M)	KR	5000006957	3/22/2013	7,582.68
52000000	M&S Expense (O&M)	KR	5000006964	3/22/2013	305.49
52500000	Misc Expense (O&M)	UZ	2000001231	3/22/2013	0.53
52500000	Misc Expense (O&M)	UZ	2000001233	3/22/2013	(6,426.08)
52500000	Misc Expense (O&M)	RE	5000006962	3/22/2013	(0.53)
52500000	Misc Expense (O&M)	WE	5000006978	3/22/2013	5,393.45
52500000	Misc Expense (O&M)	WE	5000006981	3/22/2013	1,032.63
52520000	Collection Agencies	SN	100004273	3/22/2013	(158.64)
52520000	Collection Agencies	KR	5000006986	3/22/2013	317.24
52520000	Collection Agencies	KR	5000006987	3/22/2013	2,485.38
52532000	Electricity	ZN	5000006960	3/22/2013	205.72
52532000	Electricity	ZN	5000006961	3/22/2013	516.43
52554500	Lab Supplies	UZ	2000001235	3/22/2013	(1,707.55)
52554500	Lab Supplies	RE	5000006989	3/22/2013	1,662.88
52554500	Lab Supplies	RE	5000006990	3/22/2013	44.67
52562500	Overnight Shippng	KR	5000006965	3/22/2013	122.71
52585000	Discounts Available	ZP	3000014059	3/22/2013	(14.58)
53150000	Contr Svc-Other	SN	100004248	3/22/2013	(1,673.43)
53150000	Contr Svc-Other	UZ	2000001222	3/22/2013	(29,563.93)
53150000	Contr Svc-Other	UZ	2000001231	3/22/2013	(546.81)
53150000	Contr Svc-Other	KR	5000006954	3/22/2013	5,432.55
53150000	Contr Svc-Other	KR	5000006955	3/22/2013	869.20
53150000	Contr Svc-Other	KR	5000006956	3/22/2013	29,563.93
53150000	Contr Svc-Other	RE	5000006959	3/22/2013	546.81
53150000	Contr Svc-Other	KR	5000006966	3/22/2013	35.32
53150000	Contr Svc-Other	WE	5000006968	3/22/2013	104,940.00
53150000	Contr Svc-Other	KR	5000006992	3/22/2013	1,060.00
53150000	Contr Svc-Other	KR	5000006993	3/22/2013	365.70
53152000	Contr Svc-Lab Testng	KR	5000006967	3/22/2013	109.31
54140000	Rents-Equip	KR	5000006969	3/22/2013	766.91
54140000	Rents-Equip	KR	5000006970	3/22/2013	142.16
54140000	Rents-Equip	KR	5000006971	3/22/2013	191.37
54140000	Rents-Equip	KR	5000006972	3/22/2013	379.77

## Kentucky American Water Company

Case No. 2012-00520

Response to PSC DR1, Item 31

Account	Description	Doc Type	Document Number	Posting Date	Amount
54140000	Rents-Equip	KR	5000006973	3/22/2013	639.45
54140000	Rents-Equip	KR	5000006974	3/22/2013	140.26
54140000	Rents-Equip	KR	5000006975	3/22/2013	196.07
54140000	Rents-Equip	KR	5000006976	3/22/2013	142.54
54140000	Rents-Equip	KR	5000006977	3/22/2013	613.90
54140000	Rents-Equip	KR	5000006979	3/22/2013	450.50
54140000	Rents-Equip	KR	5000006980	3/22/2013	183.10
55000000	Transportation (O&M)	PA	7000000331	3/22/2013	(146.89)
55000100	Trans Cap Credits	UZ	2000001231	3/22/2013	(7,926.63)
55720100	Ins W/C Cap Credits	UZ	2000001231	3/22/2013	(1,463.52)
57010000	Uncoll Accts Exp	ZA	9400002396	3/22/2013	(423.78)
62520800	Misc Maint Permits	UZ	2000001235	3/22/2013	(303.00)
62520800	Misc Maint Permits	ZF	5000006988	3/22/2013	303.00
68532000	FUTA	PA	7000000331	3/22/2013	10.10
68533000	FICA	PA	7000000331	3/22/2013	20,937.60
68535000	SUTA	PA	7000000331	3/22/2013	190.51
72802100	CIAC Receipt Non-Services Clear DR		4000009845	3/22/2013	(817.00)
72802100	CIAC Receipt Non-Services Clear DR		4000009858	3/22/2013	(817.00)
72802100	CIAC Receipt Non-Services Clear DR		4000009868	3/22/2013	(817.00)
72802100	CIAC Receipt Non-Services Clear DR		4000009874	3/22/2013	(817.00)
72802100	CIAC Receipt Non-Services Clear DR		4000009881	3/22/2013	(13,312.00)
88101000	CAP Move-UP	UP	2000001230	3/22/2013	(34.21)
88106000	CAP Move-CCNC	UN	2000001228	3/22/2013	(14,450.55)
88106000	CAP Move-CCNC	UP	2000001230	3/22/2013	34.21
88107000	CAP Move-CWIP	UZ	2000001227	3/22/2013	37,146.61
88107000	CAP Move-CWIP	UN	2000001228	3/22/2013	14,450.55
88107000	CAP Move-CWIP	UZ	2000001232	3/22/2013	23,988.50
88107000	CAP Move-CWIP	UZ	2000001234	3/22/2013	6,426.08
88107000	CAP Move-CWIP	UZ	2000001236	3/22/2013	303.00
88257000	CAP Move-COR	UC	2000001229	3/22/2013	(7.87)
88257100	CAP Move-RWIP	UC	2000001229	3/22/2013	7.87
88257100	CAP Move-RWIP	UZ	2000001232	3/22/2013	704.00
88257100	CAP Move-RWIP	UZ	2000001236	3/22/2013	1,707.55
88271100	CAP Move-CIAC NT	UN	2000001228	3/22/2013	(7,353.00)
88271170	CAP Move-CIAC NT WIP	UN	2000001228	3/22/2013	7,353.00
88271200	CAP Move-CIAC Tax	UN	2000001228	3/22/2013	(1,569.00)
88271270	CAP Move-CIAC Tx WIP	UN	2000001228	3/22/2013	1,569.00
88900000	CAP Move-Settlement	UZ	2000001227	3/22/2013	(37,146.61)
88900000	CAP Move-Settlement	UZ	2000001232	3/22/2013	(24,692.50)
88900000	CAP Move-Settlement	UZ	2000001234	3/22/2013	(6,426.08)
88900000	CAP Move-Settlement	UZ	2000001236	3/22/2013	(2,010.55)
52500000	Misc Expense (O&M)	ZI	9000003838	3/23/2013	332.92
52500000	Misc Expense (O&M)	ZI	9000003842	3/23/2013	382.34
52500000	Misc Expense (O&M)	ZI	9000003857	3/23/2013	(54.00)
53150000	Contr Svc-Other	ZI	9000003829	3/23/2013	133.72
53150000	Contr Svc-Other	ZI	9000003863	3/23/2013	135.22
40111000	Res Sales Billed	ZA	9400002427	3/25/2013	(153,859.70)
40121000	Com Sales Billed	ZA	9400002427	3/25/2013	(20,144.34)
40145000	Priv Fire Billed	ZA	9400002427	3/25/2013	(3,597.28)
40151000	Publ Auth Billed	ZA	9400002427	3/25/2013	(4,403.22)
40310100	OthRev-Late Pymt Fee	ZA	9400002427	3/25/2013	(130.05)
40310400	OthRev-NSF Ck Chrg	ZA	9400002427	3/25/2013	(84.00)
40310500	OthRev-Appl/InitFee	ZA	9400002427	3/25/2013	(1,508.00)

Kentucky American Water Company  
Case No. 2012-00520  
Response to PSC DR1, Item 31

Account	Description	Doc Type	Document Number	Posting Date	Amount
40310700	OthRev-Reconnct Fee	ZA	9400002427	3/25/2013	(572.00)
52000000	M&S Expense (O&M)	UZ	2000001243	3/25/2013	(3,209.97)
52000000	M&S Expense (O&M)	KR	5000007008	3/25/2013	2,199.70
52000000	M&S Expense (O&M)	KR	5000007009	3/25/2013	1,010.27
52550000	Janitorial	KR	5000007007	3/25/2013	318.00
52550000	Janitorial	KR	5000007013	3/25/2013	5,727.53
52554500	Lab Supplies	UZ	2000001238	3/25/2013	(537.35)
52554500	Lab Supplies	RE	5000006996	3/25/2013	537.35
52554500	Lab Supplies	KP	5000007012	3/25/2013	(0.03)
52574000	Telephone	UZ	2000001239	3/25/2013	(843.72)
52574000	Telephone	RE	5000007000	3/25/2013	843.72
52585000	Discounts Available	ZP	3000014110	3/25/2013	(13.84)
53150000	Contr Svc-Other	UZ	2000001241	3/25/2013	(3,630.00)
53150000	Contr Svc-Other	WE	5000007002	3/25/2013	3,630.00
54140000	Rents-Equip	WE	5000007011	3/25/2013	3,300.00
57010000	Uncoll Accts Exp	ZA	9400002427	3/25/2013	(136.25)
71521000	M&J Expenses	DR	4000009972	3/25/2013	(5,645.78)
72802100	CIAC Receipt Non-Services Clear	UZ	2000001245	3/25/2013	16,580.00
88107000	CAP Move-CWIP	UZ	2000001240	3/25/2013	843.72
88107000	CAP Move-CWIP	UZ	2000001242	3/25/2013	3,630.00
88107000	CAP Move-CWIP	UZ	2000001244	3/25/2013	3,209.97
88257100	CAP Move-RWIP	UZ	2000001237	3/25/2013	537.35
88271170	CAP Move-CIAC NT WIP	UZ	2000001246	3/25/2013	(16,580.00)
88900000	CAP Move-Settlement	UZ	2000001237	3/25/2013	(537.35)
88900000	CAP Move-Settlement	UZ	2000001240	3/25/2013	(843.72)
88900000	CAP Move-Settlement	UZ	2000001242	3/25/2013	(3,630.00)
88900000	CAP Move-Settlement	UZ	2000001244	3/25/2013	(3,209.97)
88900000	CAP Move-Settlement	UZ	2000001246	3/25/2013	16,580.00
40111000	Res Sales Billed	ZA	9400002428	3/26/2013	(138,387.32)
40121000	Com Sales Billed	ZA	9400002428	3/26/2013	(27,812.91)
40145000	Priv Fire Billed	ZA	9400002428	3/26/2013	(3,407.36)
40151000	Publ Auth Billed	ZA	9400002428	3/26/2013	(487.42)
40310100	OthRev-Late Pymt Fee	ZA	9400002428	3/26/2013	(21.92)
40310400	OthRev-NSF Ck Chrg	ZA	9400002428	3/26/2013	(60.00)
40310500	OthRev-Appl/InitFee	ZA	9400002428	3/26/2013	(1,092.00)
40310700	OthRev-Reconnct Fee	ZA	9400002428	3/26/2013	(234.00)
51010000	Purchased Water	KR	5000007061	3/26/2013	695.43
51110000	Waste Disposal	WA	5000007022	3/26/2013	1,021.47
51110000	Waste Disposal	WA	5000007034	3/26/2013	36.35
51800000	Chemicals	WA	5000007021	3/26/2013	12,030.65
51800000	Chemicals	WA	5000007033	3/26/2013	19,075.99
51800000	Chemicals	WA	5000007041	3/26/2013	885.22
52000000	M&S Expense (O&M)	SN	100004282	3/26/2013	(2,300.72)
52000000	M&S Expense (O&M)	UZ	2000001249	3/26/2013	(155.17)
52000000	M&S Expense (O&M)	UZ	2000001256	3/26/2013	(61.48)
52000000	M&S Expense (O&M)	KR	5000007018	3/26/2013	163.24
52000000	M&S Expense (O&M)	WA	5000007037	3/26/2013	70.74
52000000	M&S Expense (O&M)	WA	5000007038	3/26/2013	84.43
52000000	M&S Expense (O&M)	KR	5000007055	3/26/2013	40,646.07
52000000	M&S Expense (O&M)	WE	5000007056	3/26/2013	61.48
52500000	Misc Expense (O&M)	UZ	2000001253	3/26/2013	(3,985.60)
52500000	Misc Expense (O&M)	UZ	2000001256	3/26/2013	(795.58)
52500000	Misc Expense (O&M)	WE	5000007028	3/26/2013	(374.60)

## Kentucky American Water Company

Case No. 2012-00520

Response to PSC DR1, Item 31

Account	Description	Doc Type	Document Number	Posting Date	Amount
52500000	Misc Expense (O&M)	WE	5000007046	3/26/2013	3,985.60
52500000	Misc Expense (O&M)	KR	5000007057	3/26/2013	97.56
52500000	Misc Expense (O&M)	KR	5000007058	3/26/2013	575.92
52500000	Misc Expense (O&M)	KR	5000007059	3/26/2013	178.53
52500000	Misc Expense (O&M)	KR	5000007060	3/26/2013	186.34
52500000	Misc Expense (O&M)	WE	5000007063	3/26/2013	795.58
52554500	Lab Supplies	KR	5000007019	3/26/2013	153.87
52554500	Lab Supplies	RE	5000007035	3/26/2013	96.99
52554500	Lab Supplies	RE	5000007036	3/26/2013	31.75
52554500	Lab Supplies	KP	5000007176	3/26/2013	1,415.02
52574000	Telephone	ZC	9400002426	3/26/2013	265.94
52574100	Cell Phone	ZC	9400002426	3/26/2013	5,429.74
52583000	Water & WW	KR	5000007062	3/26/2013	33.32
52585000	Discounts Available	ZP	3000014147	3/26/2013	(519.86)
52585000	Discounts Available	ZP	3000014149	3/26/2013	(3.96)
52585000	Discounts Available	ZP	3000014150	3/26/2013	(16.37)
52585000	Discounts Available	ZP	3000014151	3/26/2013	(0.61)
52585000	Discounts Available	ZP	3000014152	3/26/2013	(58.41)
52586000	PO Small Differences	RE	5000007035	3/26/2013	(11.79)
53150000	Contr Svc-Other	UZ	2000001247	3/26/2013	(37,029.44)
53150000	Contr Svc-Other	UZ	2000001253	3/26/2013	(111,410.38)
53150000	Contr Svc-Other	WE	5000007023	3/26/2013	22,230.20
53150000	Contr Svc-Other	WE	5000007025	3/26/2013	3,120.37
53150000	Contr Svc-Other	WE	5000007026	3/26/2013	3,356.32
53150000	Contr Svc-Other	WE	5000007027	3/26/2013	1,322.55
53150000	Contr Svc-Other	WE	5000007029	3/26/2013	7,000.00
53150000	Contr Svc-Other	RE	5000007044	3/26/2013	(0.77)
53150000	Contr Svc-Other	WE	5000007052	3/26/2013	49,574.58
53150000	Contr Svc-Other	WE	5000007053	3/26/2013	61,835.80
53150000	Contr Svc-Other	WE	5000007054	3/26/2013	110,367.00
53150000	Contr Svc-Other	ZI	9000003882	3/26/2013	20.00
53150000	Contr Svc-Other	ZI	9000003883	3/26/2013	10.00
57010000	Uncoll Accts Exp	ZA	9400002428	3/26/2013	(1,468.23)
62520800	Misc Maint Permits	UZ	2000001251	3/26/2013	(1,809.00)
62520800	Misc Maint Permits	ZF	5000007039	3/26/2013	1,584.00
62520800	Misc Maint Permits	ZF	5000007040	3/26/2013	225.00
88107000	CAP Move-CWIP	UZ	2000001248	3/26/2013	37,029.44
88107000	CAP Move-CWIP	UZ	2000001250	3/26/2013	144.55
88107000	CAP Move-CWIP	UZ	2000001252	3/26/2013	1,809.00
88107000	CAP Move-CWIP	UZ	2000001254	3/26/2013	115,395.98
88107000	CAP Move-CWIP	UZ	2000001255	3/26/2013	857.06
88257100	CAP Move-RWIP	UZ	2000001250	3/26/2013	10.62
88900000	CAP Move-Settlement	UZ	2000001248	3/26/2013	(37,029.44)
88900000	CAP Move-Settlement	UZ	2000001250	3/26/2013	(155.17)
88900000	CAP Move-Settlement	UZ	2000001252	3/26/2013	(1,809.00)
88900000	CAP Move-Settlement	UZ	2000001254	3/26/2013	(115,395.98)
88900000	CAP Move-Settlement	UZ	2000001255	3/26/2013	(857.06)
40111000	Res Sales Billed	ZA	9400002429	3/27/2013	(169,651.59)
40121000	Com Sales Billed	ZA	9400002429	3/27/2013	(11,882.43)
40145000	Priv Fire Billed	ZA	9400002429	3/27/2013	(554.58)
40151000	Publ Auth Billed	ZA	9400002429	3/27/2013	(947.78)
40310100	OthRev-Late Pymt Fee	ZA	9400002429	3/27/2013	(5,950.42)
40310400	OthRev-NSF Ck Chrg	ZA	9400002429	3/27/2013	(48.00)

Kentucky American Water Company  
Case No. 2012-00520  
Response to PSC DR1, Item 31

Account	Description	Doc Type	Document Number	Posting Date	Amount
40310500	OthRev-Appl/InitFee	ZA	9400002429	3/27/2013	(1,950.00)
40310700	OthRev-Reconnct Fee	ZA	9400002429	3/27/2013	(468.00)
50457000	Training	ZI	9000003729	3/27/2013	33.43
50457000	Training	ZI	9000003730	3/27/2013	199.86
50457000	Training	ZI	9000003745	3/27/2013	318.68
50457000	Training	ZI	9000003763	3/27/2013	194.96
50457000	Training	ZI	9000003858	3/27/2013	169.95
50457000	Training	ZI	9000003859	3/27/2013	166.95
50457000	Training	ZI	9000003860	3/27/2013	10.58
51110000	Waste Disposal	WA	5000007084	3/27/2013	1,516.14
51110000	Waste Disposal	WA	5000007103	3/27/2013	9,520.66
51510000	Purchased Power	ZN	5000007074	3/27/2013	159.88
51800000	Chemicals	SN	100004309	3/27/2013	(535.55)
51800000	Chemicals	WA	5000007083	3/27/2013	17,548.48
51800000	Chemicals	WA	5000007091	3/27/2013	231.82
51800000	Chemicals	WA	5000007100	3/27/2013	67,836.80
52000000	M&S Expense (O&M)	UZ	2000001263	3/27/2013	(4,593.74)
52000000	M&S Expense (O&M)	KR	5000007112	3/27/2013	4,593.74
52000000	M&S Expense (O&M)	ZI	9000003723	3/27/2013	84.00
52000000	M&S Expense (O&M)	ZI	9000003725	3/27/2013	70.28
52000000	M&S Expense (O&M)	ZI	9000003734	3/27/2013	1,019.14
52000000	M&S Expense (O&M)	ZI	9000003744	3/27/2013	49.29
52000000	M&S Expense (O&M)	ZI	9000003748	3/27/2013	90.31
52000000	M&S Expense (O&M)	ZI	9000003752	3/27/2013	106.00
52000000	M&S Expense (O&M)	ZI	9000003758	3/27/2013	80.29
52000000	M&S Expense (O&M)	ZI	9000003760	3/27/2013	419.97
52000000	M&S Expense (O&M)	ZI	9000003764	3/27/2013	200.34
52000000	M&S Expense (O&M)	ZI	9000003783	3/27/2013	15.87
52000000	M&S Expense (O&M)	ZI	9000003787	3/27/2013	1.05
52000000	M&S Expense (O&M)	ZI	9000003803	3/27/2013	321.93
52000000	M&S Expense (O&M)	ZI	9000003825	3/27/2013	70.60
52000000	M&S Expense (O&M)	ZI	9000003841	3/27/2013	49.96
52000000	M&S Expense (O&M)	ZI	9000003861	3/27/2013	90.10
52000000	M&S Expense (O&M)	ZI	9000003865	3/27/2013	5.29
52000000	M&S Expense (O&M)	ZI	9000003866	3/27/2013	5.27
52000000	M&S Expense (O&M)	ZI	9000003868	3/27/2013	4.59
52000000	M&S Expense (O&M)	ZI	9000003869	3/27/2013	1.61
52000000	M&S Expense (O&M)	ZI	9000003870	3/27/2013	(1.61)
52000000	M&S Expense (O&M)	ZI	9000003873	3/27/2013	15.87
52000000	M&S Expense (O&M)	ZI	9000003874	3/27/2013	73.12
52000000	M&S Expense (O&M)	ZI	9000003875	3/27/2013	186.48
52000000	M&S Expense (O&M)	ZI	9000003880	3/27/2013	341.32
52500000	Misc Expense (O&M)	UZ	2000001259	3/27/2013	(21,698.80)
52500000	Misc Expense (O&M)	WE	5000007073	3/27/2013	29,362.00
52500000	Misc Expense (O&M)	WE	5000007076	3/27/2013	4,280.00
52500000	Misc Expense (O&M)	WE	5000007099	3/27/2013	10,305.32
52500000	Misc Expense (O&M)	WE	5000007101	3/27/2013	(10,305.32)
52500000	Misc Expense (O&M)	WE	5000007146	3/27/2013	(4,280.00)
52500000	Misc Expense (O&M)	WE	5000007147	3/27/2013	0.01
52500000	Misc Expense (O&M)	ZI	9000003741	3/27/2013	236.00
52500000	Misc Expense (O&M)	ZI	9000003742	3/27/2013	46.62
52500000	Misc Expense (O&M)	ZI	9000003776	3/27/2013	261.56
52500000	Misc Expense (O&M)	ZI	9000003779	3/27/2013	23.31

## Kentucky American Water Company

Case No. 2012-00520

Response to PSC DR1, Item 31

Account	Description	Doc Type	Document Number	Posting Date	Amount
52500000	Misc Expense (O&M)	ZI	9000003840	3/27/2013	1,483.15
52500000	Misc Expense (O&M)	ZI	9000003867	3/27/2013	704.90
52503000	Advertising	ZI	9000003879	3/27/2013	480.00
52514500	Charitb Don-H/Ed/En	ZF	5000007071	3/27/2013	797.90
52514500	Charitb Don-H/Ed/En	ZF	5000007072	3/27/2013	3,000.00
52514700	Community Partnrshps	ZF	5000007069	3/27/2013	1,200.00
52514700	Community Partnrshps	ZF	5000007070	3/27/2013	500.00
52515000	Commun Relations-E	ZI	9000003834	3/27/2013	100.00
52515001	Commun Relations-S	ZI	9000003772	3/27/2013	279.00
52515001	Commun Relations-S	ZI	9000003786	3/27/2013	50.00
52522000	Community Relations	ZI	9000003881	3/27/2013	50.00
52532000	Electricity	ZN	5000007074	3/27/2013	557.78
52534000	Employee Expenses	ZI	9000003751	3/27/2013	139.23
52534000	Employee Expenses	ZI	9000003801	3/27/2013	212.16
52535000	Meals Deductible	ZI	9000003724	3/27/2013	15.90
52535000	Meals Deductible	ZI	9000003728	3/27/2013	12.72
52535000	Meals Deductible	ZI	9000003731	3/27/2013	18.50
52535000	Meals Deductible	ZI	9000003732	3/27/2013	15.88
52535000	Meals Deductible	ZI	9000003733	3/27/2013	26.50
52535000	Meals Deductible	ZI	9000003735	3/27/2013	17.99
52535000	Meals Deductible	ZI	9000003736	3/27/2013	35.13
52535000	Meals Deductible	ZI	9000003739	3/27/2013	15.43
52535000	Meals Deductible	ZI	9000003740	3/27/2013	11.65
52535000	Meals Deductible	ZI	9000003743	3/27/2013	15.54
52535000	Meals Deductible	ZI	9000003746	3/27/2013	19.06
52535000	Meals Deductible	ZI	9000003747	3/27/2013	6.84
52535000	Meals Deductible	ZI	9000003749	3/27/2013	10.00
52535000	Meals Deductible	ZI	9000003750	3/27/2013	7.41
52535000	Meals Deductible	ZI	9000003753	3/27/2013	8.78
52535000	Meals Deductible	ZI	9000003756	3/27/2013	17.28
52535000	Meals Deductible	ZI	9000003759	3/27/2013	20.00
52535000	Meals Deductible	ZI	9000003761	3/27/2013	19.17
52535000	Meals Deductible	ZI	9000003762	3/27/2013	139.35
52535000	Meals Deductible	ZI	9000003765	3/27/2013	9.37
52535000	Meals Deductible	ZI	9000003766	3/27/2013	20.00
52535000	Meals Deductible	ZI	9000003774	3/27/2013	7.41
52535000	Meals Deductible	ZI	9000003775	3/27/2013	8.47
52535000	Meals Deductible	ZI	9000003778	3/27/2013	16.70
52535000	Meals Deductible	ZI	9000003780	3/27/2013	6.33
52535000	Meals Deductible	ZI	9000003785	3/27/2013	18.31
52535000	Meals Deductible	ZI	9000003789	3/27/2013	10.00
52535000	Meals Deductible	ZI	9000003790	3/27/2013	10.03
52535000	Meals Deductible	ZI	9000003792	3/27/2013	10.03
52535000	Meals Deductible	ZI	9000003796	3/27/2013	18.40
52535000	Meals Deductible	ZI	9000003797	3/27/2013	7.82
52535000	Meals Deductible	ZI	9000003798	3/27/2013	70.36
52535000	Meals Deductible	ZI	9000003805	3/27/2013	26.66
52535000	Meals Deductible	ZI	9000003806	3/27/2013	10.03
52535000	Meals Deductible	ZI	9000003808	3/27/2013	69.00
52535000	Meals Deductible	ZI	9000003810	3/27/2013	26.50
52535000	Meals Deductible	ZI	9000003811	3/27/2013	25.61
52535000	Meals Deductible	ZI	9000003812	3/27/2013	8.99
52535000	Meals Deductible	ZI	9000003814	3/27/2013	6.36

## Kentucky American Water Company

Case No. 2012-00520

Response to PSC DR1, Item 31

Account	Description	Doc Type	Document Number	Posting Date	Amount
52535000	Meals Deductible	ZI	9000003815	3/27/2013	10.00
52535000	Meals Deductible	ZI	9000003816	3/27/2013	10.00
52535000	Meals Deductible	ZI	9000003817	3/27/2013	10.00
52535000	Meals Deductible	ZI	9000003818	3/27/2013	10.00
52535000	Meals Deductible	ZI	9000003824	3/27/2013	10.00
52535000	Meals Deductible	ZI	9000003830	3/27/2013	15.12
52535000	Meals Deductible	ZI	9000003831	3/27/2013	9.71
52535000	Meals Deductible	ZI	9000003839	3/27/2013	9.00
52535000	Meals Deductible	ZI	9000003848	3/27/2013	9.19
52535000	Meals Deductible	ZI	9000003849	3/27/2013	0.16
52535000	Meals Deductible	ZI	9000003853	3/27/2013	8.43
52535000	Meals Deductible	ZI	9000003854	3/27/2013	10.58
52535000	Meals Deductible	ZI	9000003856	3/27/2013	8.47
52535000	Meals Deductible	ZI	9000003864	3/27/2013	18.76
52535000	Meals Deductible	ZI	9000003872	3/27/2013	25.00
52535000	Meals Deductible	ZI	9000003876	3/27/2013	17.89
52535000	Meals Deductible	ZI	9000003878	3/27/2013	293.62
52571100	Add'l Security Costs	KR	5000007105	3/27/2013	1,008.75
52582000	Uniforms	ZI	9000003738	3/27/2013	104.93
52582000	Uniforms	ZI	9000003767	3/27/2013	111.30
52582000	Uniforms	ZI	9000003782	3/27/2013	183.03
52582000	Uniforms	ZI	9000003813	3/27/2013	290.39
52582000	Uniforms	ZI	9000003819	3/27/2013	105.46
52582000	Uniforms	ZI	9000003855	3/27/2013	111.30
52582000	Uniforms	ZI	9000003877	3/27/2013	105.46
52583000	Water & WW	KR	5000007111	3/27/2013	675.83
53150000	Contr Svc-Other	SN	100004309	3/27/2013	(5,117.33)
53150000	Contr Svc-Other	UZ	2000001258	3/27/2013	(85,507.20)
53150000	Contr Svc-Other	UZ	2000001259	3/27/2013	(385,590.20)
53150000	Contr Svc-Other	UZ	2000001262	3/27/2013	1,673.43
53150000	Contr Svc-Other	UZ	2000001263	3/27/2013	27,288.00
53150000	Contr Svc-Other	WE	5000007065	3/27/2013	85,507.20
53150000	Contr Svc-Other	WE	5000007075	3/27/2013	44,560.00
53150000	Contr Svc-Other	WE	5000007077	3/27/2013	2,700.00
53150000	Contr Svc-Other	WE	5000007078	3/27/2013	1,350.00
53150000	Contr Svc-Other	WE	5000007079	3/27/2013	39,884.20
53150000	Contr Svc-Other	WE	5000007080	3/27/2013	1,890.00
53150000	Contr Svc-Other	WE	5000007081	3/27/2013	855.00
53150000	Contr Svc-Other	WE	5000007082	3/27/2013	10,230.00
53150000	Contr Svc-Other	WE	5000007085	3/27/2013	850.00
53150000	Contr Svc-Other	WE	5000007086	3/27/2013	36,390.00
53150000	Contr Svc-Other	WE	5000007087	3/27/2013	2,125.00
53150000	Contr Svc-Other	WE	5000007088	3/27/2013	2,550.00
53150000	Contr Svc-Other	WE	5000007089	3/27/2013	1,475.00
53150000	Contr Svc-Other	WE	5000007090	3/27/2013	425.00
53150000	Contr Svc-Other	WE	5000007092	3/27/2013	105.00
53150000	Contr Svc-Other	WE	5000007093	3/27/2013	9,135.00
53150000	Contr Svc-Other	WE	5000007094	3/27/2013	570.00
53150000	Contr Svc-Other	WE	5000007095	3/27/2013	1,020.00
53150000	Contr Svc-Other	WE	5000007096	3/27/2013	226,350.00
53150000	Contr Svc-Other	WE	5000007097	3/27/2013	535.00
53150000	Contr Svc-Other	WE	5000007098	3/27/2013	105.00
53150000	Contr Svc-Other	WE	5000007102	3/27/2013	2,486.00



Kentucky American Water Company  
Case No. 2012-00520  
Response to PSC DR1, Item 31

Account	Description	Doc Type	Document Number	Posting Date	Amount
53150000	Contr Svc-Other	WE	5000007115	3/27/2013	(27,288.00)
53150000	Contr Svc-Other	ZI	9000003726	3/27/2013	36.62
53150000	Contr Svc-Other	ZI	9000003727	3/27/2013	83.62
53150000	Contr Svc-Other	ZI	9000003800	3/27/2013	91.66
53150000	Contr Svc-Other	ZI	9000003862	3/27/2013	26.92
53150000	Contr Svc-Other	ZI	9000003871	3/27/2013	14.84
55000000	Transportation (O&M)	ZI	9000003737	3/27/2013	150.00
55000000	Transportation (O&M)	ZI	9000003754	3/27/2013	473.76
55000000	Transportation (O&M)	ZI	9000003755	3/27/2013	108.27
55000000	Transportation (O&M)	ZI	9000003757	3/27/2013	32.00
55000000	Transportation (O&M)	ZI	9000003771	3/27/2013	11.40
55000000	Transportation (O&M)	ZI	9000003784	3/27/2013	28.67
55000000	Transportation (O&M)	ZI	9000003795	3/27/2013	50.74
55000000	Transportation (O&M)	ZI	9000003802	3/27/2013	51.94
55000000	Transportation (O&M)	ZI	9000003809	3/27/2013	4.73
55000000	Transportation (O&M)	ZI	9000003820	3/27/2013	13.89
55000000	Transportation (O&M)	ZI	9000003832	3/27/2013	18.76
55000000	Transportation (O&M)	ZI	9000003843	3/27/2013	13.29
55000000	Transportation (O&M)	ZI	9000003844	3/27/2013	49.58
55000000	Transportation (O&M)	ZI	9000003845	3/27/2013	75.00
57010000	Uncoll Accts Exp	ZA	9400002429	3/27/2013	(63.65)
62520700	Misc Main Pvg/Bckfll	UZ	2000001263	3/27/2013	20,300.30
62520700	Misc Main Pvg/Bckfll	WE	5000007114	3/27/2013	(20,300.30)
88107000	CAP Move-CWIP	UZ	2000001257	3/27/2013	85,507.20
88107000	CAP Move-CWIP	UZ	2000001260	3/27/2013	384,405.40
88107000	CAP Move-CWIP	UZ	2000001261	3/27/2013	(1,673.43)
88107000	CAP Move-CWIP	UZ	2000001264	3/27/2013	(42,994.56)
88257100	CAP Move-RWIP	UZ	2000001260	3/27/2013	22,883.60
88900000	CAP Move-Settlement	UZ	2000001257	3/27/2013	(85,507.20)
88900000	CAP Move-Settlement	UZ	2000001260	3/27/2013	(407,289.00)
88900000	CAP Move-Settlement	UZ	2000001261	3/27/2013	1,673.43
88900000	CAP Move-Settlement	UZ	2000001264	3/27/2013	42,994.56
40111000	Res Sales Billed	ZA	9400002431	3/28/2013	(134,240.34)
40121000	Com Sales Billed	ZA	9400002431	3/28/2013	(78,610.72)
40145000	Priv Fire Billed	ZA	9400002431	3/28/2013	(5,534.46)
40151000	Publ Auth Billed	ZA	9400002431	3/28/2013	(7,142.57)
40310100	OthRev-Late Pymt Fee	ZA	9400002431	3/28/2013	23.32
40310100	OthRev-Late Pymt Fee	ZA	9400002432	3/28/2013	(4,176.65)
40310400	OthRev-NSF Ck Chrg	ZA	9400002431	3/28/2013	(72.00)
40310500	OthRev-Appl/InitFee	ZA	9400002431	3/28/2013	(2,160.00)
40310600	OthRev-Usage Data	ZA	9400002431	3/28/2013	(3,642.85)
40310700	OthRev-Reconnct Fee	ZA	9400002431	3/28/2013	(442.00)
40319900	OthRev-Misc Svc	ZA	9400002431	3/28/2013	(550.00)
50452000	Emp Physical Exams	KR	5000007124	3/28/2013	151.13
50457000	Training	ZI	9000003891	3/28/2013	0.01
50457000	Training	ZI	9000003894	3/28/2013	18.38
50457000	Training	ZI	9000003895	3/28/2013	18.61
50457000	Training	ZI	9000003920	3/28/2013	19.57
51010000	Purchased Water	ZI	9000003893	3/28/2013	2,664.31
51510000	Purchased Power	ZN	5000007135	3/28/2013	946.45
52000000	M&S Expense (O&M)	UZ	2000001265	3/28/2013	(1,020.19)
52000000	M&S Expense (O&M)	UZ	2000001271	3/28/2013	(12,326.24)
52000000	M&S Expense (O&M)	KA	5000007140	3/28/2013	(40,646.07)

## Kentucky American Water Company

Case No. 2012-00520

Response to PSC DR1, Item 31

Account	Description	Doc Type	Document Number	Posting Date	Amount
52000000	M&S Expense (O&M)	KR	5000007152	3/28/2013	40,699.07
52000000	M&S Expense (O&M)	KR	5000007154	3/28/2013	187.41
52000000	M&S Expense (O&M)	KR	5000007155	3/28/2013	71.23
52000000	M&S Expense (O&M)	KR	5000007156	3/28/2013	3,386.41
52000000	M&S Expense (O&M)	KR	5000007157	3/28/2013	8,755.60
52000000	M&S Expense (O&M)	WA	5000007160	3/28/2013	8,939.83
52000000	M&S Expense (O&M)	WA	5000007164	3/28/2013	(89.26)
52000000	M&S Expense (O&M)	WA	5000007166	3/28/2013	9,672.59
52000000	M&S Expense (O&M)	ZI	9000003887	3/28/2013	13.72
52000000	M&S Expense (O&M)	ZI	9000003897	3/28/2013	19.84
52000000	M&S Expense (O&M)	ZI	9000003911	3/28/2013	31.62
52000000	M&S Expense (O&M)	ZI	9000003919	3/28/2013	29.13
52500000	Misc Expense (O&M)	UZ	2000001269	3/28/2013	(236,887.78)
52500000	Misc Expense (O&M)	UZ	2000001271	3/28/2013	(14,871.02)
52500000	Misc Expense (O&M)	WE	5000007136	3/28/2013	238,500.00
52500000	Misc Expense (O&M)	WE	5000007144	3/28/2013	1,854.58
52500000	Misc Expense (O&M)	WE	5000007148	3/28/2013	(0.01)
52500000	Misc Expense (O&M)	WE	5000007149	3/28/2013	0.01
52500000	Misc Expense (O&M)	WE	5000007150	3/28/2013	(0.01)
52500000	Misc Expense (O&M)	WE	5000007151	3/28/2013	4,280.00
52500000	Misc Expense (O&M)	KR	5000007153	3/28/2013	97.56
52500000	Misc Expense (O&M)	WE	5000007161	3/28/2013	11,404.22
52510000	Bank Svc Charges	KR	5000007158	3/28/2013	6,298.09
52524000	Co Dues/Mmbrshp Ded	SA	100004283	3/28/2013	(10,879.66)
52532000	Electricity	ZN	5000007135	3/28/2013	64.85
52535000	Meals Deductible	ZI	9000003885	3/28/2013	69.31
52535000	Meals Deductible	ZI	9000003886	3/28/2013	5.78
52535000	Meals Deductible	ZI	9000003888	3/28/2013	28.34
52535000	Meals Deductible	ZI	9000003889	3/28/2013	35.16
52535000	Meals Deductible	ZI	9000003892	3/28/2013	32.92
52535000	Meals Deductible	ZI	9000003896	3/28/2013	30.95
52535000	Meals Deductible	ZI	9000003899	3/28/2013	22.32
52535000	Meals Deductible	ZI	9000003903	3/28/2013	35.64
52535000	Meals Deductible	ZI	9000003904	3/28/2013	46.46
52535000	Meals Deductible	ZI	9000003906	3/28/2013	36.21
52535000	Meals Deductible	ZI	9000003908	3/28/2013	31.86
52535000	Meals Deductible	ZI	9000003909	3/28/2013	16.07
52535000	Meals Deductible	ZI	9000003910	3/28/2013	27.04
52535000	Meals Deductible	ZI	9000003913	3/28/2013	9.71
52535000	Meals Deductible	ZI	9000003914	3/28/2013	31.71
52535000	Meals Deductible	ZI	9000003916	3/28/2013	17.28
52535000	Meals Deductible	ZI	9000003918	3/28/2013	104.78
52554500	Lab Supplies	KP	5000007142	3/28/2013	(20.38)
52562000	Office Supplies	KP	5000007138	3/28/2013	(16.17)
52562000	Office Supplies	ZI	9000003921	3/28/2013	110.78
52562000	Office Supplies	ZI	9000003922	3/28/2013	1,211.44
52562500	Overnight Shippng	KR	5000007139	3/28/2013	6.81
52574000	Telephone	UZ	2000001269	3/28/2013	(2,026.72)
52574000	Telephone	WE	5000007144	3/28/2013	2,026.72
52574000	Telephone	ZC	9400002430	3/28/2013	1,876.21
52574100	Cell Phone	ZI	9000003884	3/28/2013	200.00
52574100	Cell Phone	ZC	9400002430	3/28/2013	56.83
52578000	Trash Removal	KR	5000007123	3/28/2013	127.71

## Kentucky American Water Company

Case No. 2012-00520

Response to PSC DR1, Item 31

Account	Description	Doc Type	Document Number	Posting Date	Amount
52582000	Uniforms	ZI	9000003912	3/28/2013	206.68
52582000	Uniforms	ZI	9000003915	3/28/2013	98.57
52582000	Uniforms	ZI	9000003917	3/28/2013	(98.57)
52583000	Water & WW	KR	5000007145	3/28/2013	9.52
53150000	Contr Svc-Other	UZ	2000001265	3/28/2013	(24,273.00)
53150000	Contr Svc-Other	UZ	2000001267	3/28/2013	(147,139.25)
53150000	Contr Svc-Other	UZ	2000001273	3/28/2013	(1,525.00)
53150000	Contr Svc-Other	UZ	2000001275	3/28/2013	2,550.00
53150000	Contr Svc-Other	WE	5000007122	3/28/2013	24,273.00
53150000	Contr Svc-Other	WE	5000007132	3/28/2013	147,139.25
53150000	Contr Svc-Other	WE	5000007137	3/28/2013	2,326.00
53150000	Contr Svc-Other	KP	5000007138	3/28/2013	(0.30)
53150000	Contr Svc-Other	WE	5000007167	3/28/2013	18,350.00
53150000	Contr Svc-Other	WE	5000007168	3/28/2013	(16,825.00)
53150000	Contr Svc-Other	WE	5000007174	3/28/2013	(2,550.00)
53150000	Contr Svc-Other	ZI	9000003898	3/28/2013	1,633.00
54140000	Rents-Equip	KP	5000007138	3/28/2013	(2.19)
54140000	Rents-Equip	KP	5000007143	3/28/2013	(135.07)
55000000	Transportation (O&M)	ZI	9000003890	3/28/2013	13.77
55000000	Transportation (O&M)	ZI	9000003900	3/28/2013	30.00
55000000	Transportation (O&M)	ZI	9000003901	3/28/2013	42.70
55000000	Transportation (O&M)	ZI	9000003902	3/28/2013	3.00
55000000	Transportation (O&M)	ZI	9000003905	3/28/2013	45.78
55000000	Transportation (O&M)	ZI	9000003907	3/28/2013	35.90
57010000	Uncoll Accts Exp	ZA	9400002431	3/28/2013	41,028.92
62520700	Misc Main Pvg/Bckfill	UZ	2000001265	3/28/2013	(1,678.80)
62520700	Misc Main Pvg/Bckfill	UZ	2000001267	3/28/2013	(11,289.50)
62520700	Misc Main Pvg/Bckfill	WE	5000007125	3/28/2013	1,678.80
62520700	Misc Main Pvg/Bckfill	WE	5000007126	3/28/2013	4,866.80
62520700	Misc Main Pvg/Bckfill	WE	5000007127	3/28/2013	6,048.00
62520700	Misc Main Pvg/Bckfill	WE	5000007128	3/28/2013	4,453.70
62520700	Misc Main Pvg/Bckfill	WE	5000007129	3/28/2013	7,356.80
62520700	Misc Main Pvg/Bckfill	WE	5000007130	3/28/2013	393.90
62520700	Misc Main Pvg/Bckfill	WE	5000007131	3/28/2013	393.90
72801100	Adv Receipt Non-Services Cleari DR		4000010136	3/28/2013	(38,646.00)
72802100	CIAC Receipt Non-Services Clear UZ		2000001271	3/28/2013	(817.00)
72802100	CIAC Receipt Non-Services Clear DR		4000010094	3/28/2013	(2,451.00)
72802100	CIAC Receipt Non-Services Clear DR		4000010136	3/28/2013	(6,373.00)
72802100	CIAC Receipt Non-Services Clear ZF		5000007159	3/28/2013	817.00
88107000	CAP Move-CWIP	UZ	2000001266	3/28/2013	26,971.99
88107000	CAP Move-CWIP	UZ	2000001268	3/28/2013	156,553.87
88107000	CAP Move-CWIP	UZ	2000001270	3/28/2013	238,914.50
88107000	CAP Move-CWIP	UZ	2000001272	3/28/2013	25,856.29
88107000	CAP Move-CWIP	UZ	2000001274	3/28/2013	1,525.00
88107000	CAP Move-CWIP	UZ	2000001276	3/28/2013	(2,550.00)
88257100	CAP Move-RWIP	UZ	2000001268	3/28/2013	1,874.88
88257100	CAP Move-RWIP	UZ	2000001272	3/28/2013	1,340.97
88271170	CAP Move-CIAC NT WIP	UZ	2000001272	3/28/2013	817.00
88900000	CAP Move-Settlement	UZ	2000001266	3/28/2013	(26,971.99)
88900000	CAP Move-Settlement	UZ	2000001268	3/28/2013	(158,428.75)
88900000	CAP Move-Settlement	UZ	2000001270	3/28/2013	(238,914.50)
88900000	CAP Move-Settlement	UZ	2000001272	3/28/2013	(28,014.26)
88900000	CAP Move-Settlement	UZ	2000001274	3/28/2013	(1,525.00)

Kentucky American Water Company  
Case No. 2012-00520  
Response to PSC DR1, Item 31

Account	Description	Doc Type	Document Number	Posting Date	Amount
88900000	CAP Move-Settlement	UZ	2000001276	3/28/2013	2,550.00
40310100	OthRev-Late Pymt Fee	ZA	9400002434	3/29/2013	(2,248.07)
50171000	Annual Incent Plan	SA	100004318	3/29/2013	(46,418.72)
50423000	ESPP Expense	SA	100004312	3/29/2013	786.27
52500000	Misc Expense (O&M)	UZ	2000001281	3/29/2013	1,098.18
52500000	Misc Expense (O&M)	KP	5000007188	3/29/2013	106.00
52500000	Misc Expense (O&M)	KP	5000007191	3/29/2013	(1,144.80)
52500000	Misc Expense (O&M)	RE	5000007192	3/29/2013	(59.38)
52526100	Credit Line Fees I/C	TI	3000014796	3/29/2013	11,471.45
52532000	Electricity	ZN	5000007175	3/29/2013	52.33
52554500	Lab Supplies	UZ	2000001278	3/29/2013	(1,415.02)
52554500	Lab Supplies	WE	5000007178	3/29/2013	(157.52)
52562000	Office Supplies	WE	5000007183	3/29/2013	(1,148.65)
52574000	Telephone	UZ	2000001279	3/29/2013	537.84
52574000	Telephone	RE	5000007179	3/29/2013	27,250.56
52574000	Telephone	WE	5000007181	3/29/2013	(27,788.40)
52585000	Discounts Available	ZP	3000014289	3/29/2013	(158.13)
52585000	Discounts Available	ZP	3000014297	3/29/2013	(23.94)
53150000	Contr Svc-Other	UZ	2000001279	3/29/2013	(3,787.00)
53150000	Contr Svc-Other	UZ	2000001281	3/29/2013	826.31
53150000	Contr Svc-Other	WE	5000007182	3/29/2013	4,074.00
53150000	Contr Svc-Other	KR	5000007184	3/29/2013	329.56
53150000	Contr Svc-Other	WE	5000007186	3/29/2013	(105.00)
53150000	Contr Svc-Other	KP	5000007187	3/29/2013	(182.00)
53150000	Contr Svc-Other	KP	5000007189	3/29/2013	(1,000.00)
53150000	Contr Svc-Other	KP	5000007190	3/29/2013	(159.16)
53150000	Contr Svc-Other	RE	5000007194	3/29/2013	332.85
57010000	Uncoll Accts Exp	ZA	9400002433	3/29/2013	(509.15)
68533000	FICA	SA	100004326	3/29/2013	3,737.18
71511000	M&J Revenues	DG	4000010110	3/29/2013	541.17
71511000	M&J Revenues	DG	4000010118	3/29/2013	338.39
71511000	M&J Revenues	DG	4000010123	3/29/2013	337.68
71511000	M&J Revenues	DG	4000010128	3/29/2013	994.01
71511000	M&J Revenues	DG	4000010131	3/29/2013	845.14
72801100	Adv Receipt Non-Services Cleari	UZ	2000001283	3/29/2013	38,646.00
72802100	CIAC Receipt Non-Services Clear	UZ	2000001283	3/29/2013	8,824.00
88107000	CAP Move-CWIP	UZ	2000001280	3/29/2013	3,249.16
88107000	CAP Move-CWIP	UZ	2000001282	3/29/2013	(1,916.01)
88252170	CAP Move-ADV NT WIP	UZ	2000001284	3/29/2013	(38,646.00)
88257100	CAP Move-RWIP	UZ	2000001277	3/29/2013	1,415.02
88257100	CAP Move-RWIP	UZ	2000001282	3/29/2013	(8.48)
88271170	CAP Move-CIAC NT WIP	UZ	2000001284	3/29/2013	(8,824.00)
88900000	CAP Move-Settlement	UZ	2000001277	3/29/2013	(1,415.02)
88900000	CAP Move-Settlement	UZ	2000001280	3/29/2013	(3,249.16)
88900000	CAP Move-Settlement	UZ	2000001282	3/29/2013	1,924.49
88900000	CAP Move-Settlement	UZ	2000001284	3/29/2013	47,470.00
51110000	Waste Disposal	SR	9600000208	3/30/2013	6,250.00
81010000	Interest LTD	TC	3000014300	3/30/2013	161,046.67
81010000	Interest LTD	TC	3000014302	3/30/2013	87,885.42
81010000	Interest LTD	TC	3000014304	3/30/2013	207,952.50
81015000	Interest LTD Interco	TC	3000014306	3/30/2013	937,744.79
81015000	Interest LTD Interco	TC	3000014308	3/30/2013	117,812.50
81015000	Interest LTD Interco	TC	3000014310	3/30/2013	461,951.39

## Kentucky American Water Company

Case No. 2012-00520

Response to PSC DR1, Item 31

Account	Description	Doc Type	Document Number	Posting Date	Amount
81015000	Interest LTD Interco	TC	3000014312	3/30/2013	1,420,242.08
81015000	Interest LTD Interco	TC	3000014314	3/30/2013	462,916.67
40112000	Res Sales Unbilled	ZK	4500000011	3/31/2013	(1,873,833.82)
40122000	Com Sales Unbilled	ZK	4500000011	3/31/2013	(911,402.06)
40132000	Ind Sales Unbilled	ZK	4500000011	3/31/2013	(103,824.84)
40152000	Publ Auth Unbilled	ZK	4500000011	3/31/2013	(230,918.57)
40161050	Sls/Rsle Billed I/C	SA	100004334	3/31/2013	(2,491.61)
40162000	SalesforRsle Unbilld	ZK	4500000011	3/31/2013	(105,256.66)
40310250	OthRev-Rent I/C	SA	100004335	3/31/2013	(10,006.85)
50100000	Labor Expense	CS	9300010820	3/31/2013	(163.36)
50100000	Labor Expense	CS	9300010824	3/31/2013	(15,403.84)
50100000	Labor Expense	CS	9300010841	3/31/2013	(6,308.04)
50100000	Labor Expense	CS	9300010843	3/31/2013	(583.68)
50100000	Labor Expense	CS	9300010845	3/31/2013	(2,442.97)
50100000	Labor Expense	CS	9300010848	3/31/2013	(12,038.32)
50100000	Labor Expense	CS	9300010850	3/31/2013	(129.96)
50100000	Labor Expense	CS	9300010852	3/31/2013	(289.44)
50100000	Labor Expense	CS	9300010854	3/31/2013	(7,934.44)
50100000	Labor Expense	CS	9300010856	3/31/2013	(1,689.48)
50100000	Labor Expense	CS	9300010858	3/31/2013	(9,462.20)
50100000	Labor Expense	CS	9300010860	3/31/2013	(1,605.74)
50100000	Labor Expense	CS	9300010866	3/31/2013	(14,834.74)
50100000	Labor Expense	CS	9300010871	3/31/2013	(850.96)
50100000	Labor Expense	CS	9300010873	3/31/2013	(1,592.61)
50100000	Labor Expense	CS	9300010875	3/31/2013	(635.66)
50100000	Labor Expense	CS	9300010877	3/31/2013	(2,419.58)
50100000	Labor Expense	CS	9300010879	3/31/2013	(18,249.35)
50100000	Labor Expense	CS	9300010881	3/31/2013	(84.24)
50100000	Labor Expense	CS	9300010889	3/31/2013	(11,396.53)
50100000	Labor Expense	CS	9300010891	3/31/2013	(6,645.52)
50100000	Labor Expense	CS	9300010896	3/31/2013	(2,581.28)
50100000	Labor Expense	CS	9300010902	3/31/2013	(1,154.00)
50100000	Labor Expense	CS	9300010909	3/31/2013	(6,161.60)
50100000	Labor Expense	CS	9300010911	3/31/2013	(3,801.20)
50100000	Labor Expense	CS	9300010917	3/31/2013	(11,613.66)
50100000	Labor Expense	CS	9300010922	3/31/2013	(7,277.04)
50100000	Labor Expense	CS	9300010926	3/31/2013	(360.86)
50100000	Labor Expense	CS	9300010928	3/31/2013	(906.48)
50100000	Labor Expense	CS	9300010930	3/31/2013	(910.32)
50100000	Labor Expense	CS	9300010932	3/31/2013	(2,369.23)
50100000	Labor Expense	CS	9300010934	3/31/2013	(1,326.08)
50100000	Labor Expense	CS	9300010936	3/31/2013	(4,084.09)
50100000	Labor Expense	CS	9300010938	3/31/2013	(2,014.40)
50100000	Labor Expense	CS	9300010940	3/31/2013	(5,851.33)
50100000	Labor Expense	CS	9300010945	3/31/2013	(14,665.92)
50100000	Labor Expense	CS	9300010949	3/31/2013	(2,899.20)
50100000	Labor Expense	CS	9300010958	3/31/2013	(836.16)
50100000	Labor Expense	CS	9300011077	3/31/2013	(14,565.12)
50100000	Labor Expense	CS	9300011083	3/31/2013	(1,451.31)
50100000	Labor Expense	CS	9300011096	3/31/2013	(5,659.16)
50100000	Labor Expense	CS	9300011098	3/31/2013	(823.36)
50100000	Labor Expense	CS	9300011100	3/31/2013	(4,253.16)
50100000	Labor Expense	CS	9300011103	3/31/2013	(10,793.20)

## Kentucky American Water Company

Case No. 2012-00520

Response to PSC DR1, Item 31

Account	Description	Doc Type	Document Number	Posting Date	Amount
50100000	Labor Expense	CS	9300011105	3/31/2013	(192.96)
50100000	Labor Expense	CS	9300011107	3/31/2013	(8,230.56)
50100000	Labor Expense	CS	9300011109	3/31/2013	(8,167.30)
50100000	Labor Expense	CS	9300011111	3/31/2013	(693.04)
50100000	Labor Expense	CS	9300011113	3/31/2013	(18,671.75)
50100000	Labor Expense	CS	9300011116	3/31/2013	(496.34)
50100000	Labor Expense	CS	9300011118	3/31/2013	(1,498.94)
50100000	Labor Expense	CS	9300011120	3/31/2013	(423.10)
50100000	Labor Expense	CS	9300011122	3/31/2013	(2,541.42)
50100000	Labor Expense	CS	9300011124	3/31/2013	(20,862.59)
50100000	Labor Expense	CS	9300011126	3/31/2013	(739.24)
50100000	Labor Expense	CS	9300011128	3/31/2013	(614.33)
50100000	Labor Expense	CS	9300011134	3/31/2013	(11,729.50)
50100000	Labor Expense	CS	9300011136	3/31/2013	(6,693.10)
50100000	Labor Expense	CS	9300011140	3/31/2013	(2,392.96)
50100000	Labor Expense	CS	9300011145	3/31/2013	(1,038.60)
50100000	Labor Expense	CS	9300011151	3/31/2013	(6,602.60)
50100000	Labor Expense	CS	9300011153	3/31/2013	(3,801.20)
50100000	Labor Expense	CS	9300011157	3/31/2013	(11,780.60)
50100000	Labor Expense	CS	9300011161	3/31/2013	(7,560.32)
50100000	Labor Expense	CS	9300011167	3/31/2013	(1,729.45)
50100000	Labor Expense	CS	9300011169	3/31/2013	(604.32)
50100000	Labor Expense	CS	9300011171	3/31/2013	(165.55)
50100000	Labor Expense	CS	9300011173	3/31/2013	(1,175.86)
50100000	Labor Expense	CS	9300011175	3/31/2013	(2,212.55)
50100000	Labor Expense	CS	9300011177	3/31/2013	(842.82)
50100000	Labor Expense	CS	9300011179	3/31/2013	(7,299.78)
50100000	Labor Expense	CS	9300011181	3/31/2013	(1,884.32)
50100000	Labor Expense	CS	9300011183	3/31/2013	(5,237.73)
50100000	Labor Expense	CS	9300011187	3/31/2013	(15,877.44)
50100000	Labor Expense	CS	9300011189	3/31/2013	(519.84)
50100000	Labor Expense	CS	9300011191	3/31/2013	(2,899.20)
50100000	Labor Expense	CS	9300011196	3/31/2013	(2,154.72)
50100000	Labor Expense	CS	9300012115	3/31/2013	(62.50)
50100001	Labor ExpenseAccrual	CS	9300010824	3/31/2013	16,142.97
50100001	Labor ExpenseAccrual	CS	9300010841	3/31/2013	7,986.95
50100001	Labor ExpenseAccrual	CS	9300010843	3/31/2013	586.94
50100001	Labor ExpenseAccrual	CS	9300010845	3/31/2013	2,778.60
50100001	Labor ExpenseAccrual	CS	9300010848	3/31/2013	12,149.27
50100001	Labor ExpenseAccrual	CS	9300010852	3/31/2013	115.77
50100001	Labor ExpenseAccrual	CS	9300010854	3/31/2013	7,533.88
50100001	Labor ExpenseAccrual	CS	9300010858	3/31/2013	6,552.66
50100001	Labor ExpenseAccrual	CS	9300010860	3/31/2013	1,323.26
50100001	Labor ExpenseAccrual	CS	9300010862	3/31/2013	21.79
50100001	Labor ExpenseAccrual	CS	9300010864	3/31/2013	161.50
50100001	Labor ExpenseAccrual	CS	9300010866	3/31/2013	11,693.09
50100001	Labor ExpenseAccrual	CS	9300010871	3/31/2013	764.05
50100001	Labor ExpenseAccrual	CS	9300010873	3/31/2013	1,591.26
50100001	Labor ExpenseAccrual	CS	9300010875	3/31/2013	3,428.92
50100001	Labor ExpenseAccrual	CS	9300010877	3/31/2013	1,779.66
50100001	Labor ExpenseAccrual	CS	9300010879	3/31/2013	19,734.37
50100001	Labor ExpenseAccrual	CS	9300010881	3/31/2013	517.51
50100001	Labor ExpenseAccrual	CS	9300010883	3/31/2013	53.22

Kentucky American Water Company  
Case No. 2012-00520  
Response to PSC DR1, Item 31

Account	Description	Doc Type	Document Number	Posting Date	Amount
50100001	Labor ExpenseAccrual	CS	9300010889	3/31/2013	12,009.82
50100001	Labor ExpenseAccrual	CS	9300010891	3/31/2013	4,374.68
50100001	Labor ExpenseAccrual	CS	9300010896	3/31/2013	2,535.79
50100001	Labor ExpenseAccrual	CS	9300010902	3/31/2013	1,038.60
50100001	Labor ExpenseAccrual	CS	9300010909	3/31/2013	6,451.41
50100001	Labor ExpenseAccrual	CS	9300010911	3/31/2013	3,421.00
50100001	Labor ExpenseAccrual	CS	9300010917	3/31/2013	11,709.70
50100001	Labor ExpenseAccrual	CS	9300010922	3/31/2013	9,675.67
50100001	Labor ExpenseAccrual	CS	9300010926	3/31/2013	746.67
50100001	Labor ExpenseAccrual	CS	9300010928	3/31/2013	362.59
50100001	Labor ExpenseAccrual	CS	9300010930	3/31/2013	755.22
50100001	Labor ExpenseAccrual	CS	9300010932	3/31/2013	4,378.25
50100001	Labor ExpenseAccrual	CS	9300010934	3/31/2013	2,004.15
50100001	Labor ExpenseAccrual	CS	9300010936	3/31/2013	8,506.14
50100001	Labor ExpenseAccrual	CS	9300010938	3/31/2013	1,813.00
50100001	Labor ExpenseAccrual	CS	9300010940	3/31/2013	6,888.46
50100001	Labor ExpenseAccrual	CS	9300010945	3/31/2013	15,379.45
50100001	Labor ExpenseAccrual	CS	9300010947	3/31/2013	2,339.27
50100001	Labor ExpenseAccrual	CS	9300010949	3/31/2013	2,609.28
50100001	Labor ExpenseAccrual	CS	9300010958	3/31/2013	1,910.31
50100001	Labor ExpenseAccrual	CS	9300011077	3/31/2013	(18,319.33)
50100001	Labor ExpenseAccrual	CS	9300011083	3/31/2013	(3,122.31)
50100001	Labor ExpenseAccrual	CS	9300011096	3/31/2013	(6,148.21)
50100001	Labor ExpenseAccrual	CS	9300011098	3/31/2013	(823.36)
50100001	Labor ExpenseAccrual	CS	9300011100	3/31/2013	(4,676.88)
50100001	Labor ExpenseAccrual	CS	9300011103	3/31/2013	(12,105.70)
50100001	Labor ExpenseAccrual	CS	9300011105	3/31/2013	(192.96)
50100001	Labor ExpenseAccrual	CS	9300011107	3/31/2013	(8,694.93)
50100001	Labor ExpenseAccrual	CS	9300011109	3/31/2013	(8,634.07)
50100001	Labor ExpenseAccrual	CS	9300011111	3/31/2013	(693.04)
50100001	Labor ExpenseAccrual	CS	9300011113	3/31/2013	(19,309.96)
50100001	Labor ExpenseAccrual	CS	9300011116	3/31/2013	(496.34)
50100001	Labor ExpenseAccrual	CS	9300011118	3/31/2013	(1,498.94)
50100001	Labor ExpenseAccrual	CS	9300011120	3/31/2013	(423.10)
50100001	Labor ExpenseAccrual	CS	9300011122	3/31/2013	(2,797.22)
50100001	Labor ExpenseAccrual	CS	9300011124	3/31/2013	(21,457.15)
50100001	Labor ExpenseAccrual	CS	9300011126	3/31/2013	(739.24)
50100001	Labor ExpenseAccrual	CS	9300011128	3/31/2013	(647.98)
50100001	Labor ExpenseAccrual	CS	9300011134	3/31/2013	(12,822.68)
50100001	Labor ExpenseAccrual	CS	9300011136	3/31/2013	(6,769.87)
50100001	Labor ExpenseAccrual	CS	9300011140	3/31/2013	(2,444.32)
50100001	Labor ExpenseAccrual	CS	9300011145	3/31/2013	(1,038.60)
50100001	Labor ExpenseAccrual	CS	9300011151	3/31/2013	(6,602.60)
50100001	Labor ExpenseAccrual	CS	9300011153	3/31/2013	(3,801.20)
50100001	Labor ExpenseAccrual	CS	9300011157	3/31/2013	(11,780.60)
50100001	Labor ExpenseAccrual	CS	9300011161	3/31/2013	(7,892.52)
50100001	Labor ExpenseAccrual	CS	9300011164	3/31/2013	(54.00)
50100001	Labor ExpenseAccrual	CS	9300011167	3/31/2013	(1,948.21)
50100001	Labor ExpenseAccrual	CS	9300011169	3/31/2013	(1,366.85)
50100001	Labor ExpenseAccrual	CS	9300011171	3/31/2013	(165.55)
50100001	Labor ExpenseAccrual	CS	9300011173	3/31/2013	(1,239.04)
50100001	Labor ExpenseAccrual	CS	9300011175	3/31/2013	(2,754.66)
50100001	Labor ExpenseAccrual	CS	9300011177	3/31/2013	(1,206.00)

## Kentucky American Water Company

Case No. 2012-00520

Response to PSC DR1, Item 31

Account	Description	Doc Type	Document Number	Posting Date	Amount
50100001	Labor ExpenseAccrual	CS	9300011179	3/31/2013	(8,467.20)
50100001	Labor ExpenseAccrual	CS	9300011181	3/31/2013	(1,884.32)
50100001	Labor ExpenseAccrual	CS	9300011183	3/31/2013	(5,792.61)
50100001	Labor ExpenseAccrual	CS	9300011187	3/31/2013	(17,068.31)
50100001	Labor ExpenseAccrual	CS	9300011189	3/31/2013	(519.84)
50100001	Labor ExpenseAccrual	CS	9300011191	3/31/2013	(2,899.20)
50100001	Labor ExpenseAccrual	CS	9300011196	3/31/2013	(2,154.72)
50101300	Labor Oper WT	CS	9300010824	3/31/2013	(739.13)
50101300	Labor Oper WT	CS	9300010841	3/31/2013	(1,678.91)
50101300	Labor Oper WT	CS	9300010843	3/31/2013	(3.26)
50101300	Labor Oper WT	CS	9300010845	3/31/2013	(335.63)
50101300	Labor Oper WT	CS	9300010848	3/31/2013	(110.95)
50101300	Labor Oper WT	CS	9300010945	3/31/2013	(713.53)
50101300	Labor Oper WT	CS	9300011077	3/31/2013	32,884.45
50101300	Labor Oper WT	CS	9300011096	3/31/2013	11,807.37
50101300	Labor Oper WT	CS	9300011098	3/31/2013	1,646.72
50101300	Labor Oper WT	CS	9300011100	3/31/2013	8,930.04
50101300	Labor Oper WT	CS	9300011103	3/31/2013	22,898.90
50101300	Labor Oper WT	CS	9300011187	3/31/2013	32,945.75
50101305	Labor Oper WT SupEng	CS	9300010850	3/31/2013	129.96
50101305	Labor Oper WT SupEng	CS	9300010852	3/31/2013	173.67
50101305	Labor Oper WT SupEng	CS	9300010854	3/31/2013	400.56
50101305	Labor Oper WT SupEng	CS	9300010856	3/31/2013	1,689.48
50101305	Labor Oper WT SupEng	CS	9300010858	3/31/2013	2,909.54
50101305	Labor Oper WT SupEng	CS	9300010947	3/31/2013	(2,339.27)
50101305	Labor Oper WT SupEng	CS	9300010949	3/31/2013	289.92
50101305	Labor Oper WT SupEng	CS	9300010958	3/31/2013	(1,074.15)
50101305	Labor Oper WT SupEng	CS	9300011105	3/31/2013	385.92
50101305	Labor Oper WT SupEng	CS	9300011107	3/31/2013	16,925.49
50101305	Labor Oper WT SupEng	CS	9300011109	3/31/2013	16,801.37
50101305	Labor Oper WT SupEng	CS	9300011189	3/31/2013	1,039.68
50101305	Labor Oper WT SupEng	CS	9300011191	3/31/2013	5,798.40
50101305	Labor Oper WT SupEng	CS	9300011196	3/31/2013	4,309.44
50101400	Labor Oper TD	CS	9300010860	3/31/2013	282.48
50101400	Labor Oper TD	CS	9300010862	3/31/2013	(21.79)
50101400	Labor Oper TD	CS	9300010864	3/31/2013	(161.50)
50101400	Labor Oper TD	CS	9300010866	3/31/2013	3,141.65
50101400	Labor Oper TD	CS	9300011111	3/31/2013	1,386.08
50101400	Labor Oper TD	CS	9300011113	3/31/2013	37,981.71
50101400	Labor Oper TD	CS	9300012115	3/31/2013	62.50
50101405	Labor Oper TD SupEng	CS	9300010871	3/31/2013	86.91
50101405	Labor Oper TD SupEng	CS	9300010873	3/31/2013	1.35
50101405	Labor Oper TD SupEng	CS	9300010875	3/31/2013	(2,793.26)
50101405	Labor Oper TD SupEng	CS	9300011116	3/31/2013	992.68
50101405	Labor Oper TD SupEng	CS	9300011118	3/31/2013	2,997.88
50101405	Labor Oper TD SupEng	CS	9300011120	3/31/2013	846.20
50101415	Labor Oper TD Lines	CS	9300010877	3/31/2013	639.92
50101415	Labor Oper TD Lines	CS	9300011122	3/31/2013	5,338.64
50101420	Labor Oper TD Meter	CS	9300010879	3/31/2013	(1,485.02)
50101420	Labor Oper TD Meter	CS	9300011124	3/31/2013	42,319.74
50101500	Labor Oper CA	CS	9300010881	3/31/2013	(433.27)
50101500	Labor Oper CA	CS	9300010883	3/31/2013	(53.22)
50101500	Labor Oper CA	CS	9300011126	3/31/2013	1,478.48



Kentucky American Water Company  
Case No. 2012-00520  
Response to PSC DR1, Item 31

Account	Description	Doc Type	Document Number	Posting Date	Amount
50101500	Labor Oper CA	CS	9300011128	3/31/2013	1,262.31
50101510	Labor Oper CA MtrRd	CS	9300010889	3/31/2013	(613.29)
50101510	Labor Oper CA MtrRd	CS	9300011134	3/31/2013	24,552.18
50101520	Labor Oper CA CstSrv	CS	9300010891	3/31/2013	2,270.84
50101520	Labor Oper CA CstSrv	CS	9300011136	3/31/2013	13,462.97
50101600	Labor Oper AG	CS	9300010896	3/31/2013	45.49
50101600	Labor Oper AG	CS	9300010902	3/31/2013	115.40
50101600	Labor Oper AG	CS	9300010909	3/31/2013	(289.81)
50101600	Labor Oper AG	CS	9300010911	3/31/2013	380.20
50101600	Labor Oper AG	CS	9300010917	3/31/2013	(96.04)
50101600	Labor Oper AG	CS	9300011140	3/31/2013	4,837.28
50101600	Labor Oper AG	CS	9300011145	3/31/2013	2,077.20
50101600	Labor Oper AG	CS	9300011151	3/31/2013	13,205.20
50101600	Labor Oper AG	CS	9300011153	3/31/2013	7,602.40
50101600	Labor Oper AG	CS	9300011157	3/31/2013	23,561.20
50102300	Labor Maint WT	CS	9300010922	3/31/2013	(2,398.63)
50102300	Labor Maint WT	CS	9300011161	3/31/2013	15,452.84
50102305	Labor Mnt WT Sup&Eng	CS	9300011164	3/31/2013	54.00
50102400	Labor Maint TD	CS	9300010926	3/31/2013	(385.81)
50102400	Labor Maint TD	CS	9300010928	3/31/2013	543.89
50102400	Labor Maint TD	CS	9300011167	3/31/2013	3,677.66
50102400	Labor Maint TD	CS	9300011169	3/31/2013	1,971.17
50102405	Labor Mnt TD Sup&Eng	CS	9300011171	3/31/2013	331.10
50102420	Labor Mnt TD Mains	CS	9300010930	3/31/2013	155.10
50102420	Labor Mnt TD Mains	CS	9300010932	3/31/2013	(2,009.02)
50102420	Labor Mnt TD Mains	CS	9300011173	3/31/2013	2,414.90
50102420	Labor Mnt TD Mains	CS	9300011175	3/31/2013	4,967.21
50102430	Labor Mnt TD Service	CS	9300010934	3/31/2013	(678.07)
50102430	Labor Mnt TD Service	CS	9300010936	3/31/2013	(4,422.05)
50102430	Labor Mnt TD Service	CS	9300011177	3/31/2013	2,048.82
50102430	Labor Mnt TD Service	CS	9300011179	3/31/2013	15,766.98
50102435	Labor Mnt TD Meter	CS	9300010938	3/31/2013	201.40
50102435	Labor Mnt TD Meter	CS	9300011181	3/31/2013	3,768.64
50102440	Labor Mnt TD Hydrant	CS	9300010940	3/31/2013	(1,037.13)
50102440	Labor Mnt TD Hydrant	CS	9300011183	3/31/2013	11,030.34
50109900	Labor Cap Credits	UZ	2000001303	3/31/2013	81.29
50109900	Labor Cap Credits	UZ	2000001304	3/31/2013	(81.29)
50109900	Labor Cap Credits	UZ	2000001356	3/31/2013	62.50
50109900	Labor Cap Credits	UT	9300010818	3/31/2013	26.16
50109900	Labor Cap Credits	UT	9300010821	3/31/2013	(6,459.61)
50109900	Labor Cap Credits	UT	9300010822	3/31/2013	52.32
50109900	Labor Cap Credits	UT	9300011081	3/31/2013	(65.40)
50109900	Labor Cap Credits	UT	9300011084	3/31/2013	(34,133.82)
50109900	Labor Cap Credits	UT	9300011085	3/31/2013	(196.20)
50110000	Labor NS OT -Natural	CS	9300010820	3/31/2013	(50.48)
50110000	Labor NS OT -Natural	CS	9300010824	3/31/2013	(2,241.89)
50110000	Labor NS OT -Natural	CS	9300010841	3/31/2013	(104.33)
50110000	Labor NS OT -Natural	CS	9300010845	3/31/2013	(386.53)
50110000	Labor NS OT -Natural	CS	9300010848	3/31/2013	(2,577.59)
50110000	Labor NS OT -Natural	CS	9300010854	3/31/2013	(262.47)
50110000	Labor NS OT -Natural	CS	9300010866	3/31/2013	(333.13)
50110000	Labor NS OT -Natural	CS	9300010871	3/31/2013	(848.56)
50110000	Labor NS OT -Natural	CS	9300010877	3/31/2013	(442.78)

## Kentucky American Water Company

Case No. 2012-00520

Response to PSC DR1, Item 31

Account	Description	Doc Type	Document Number	Posting Date	Amount
50110000	Labor NS OT -Natural	CS	9300010879	3/31/2013	(1,449.24)
50110000	Labor NS OT -Natural	CS	9300010881	3/31/2013	(97.35)
50110000	Labor NS OT -Natural	CS	9300010883	3/31/2013	(44.86)
50110000	Labor NS OT -Natural	CS	9300010889	3/31/2013	(928.69)
50110000	Labor NS OT -Natural	CS	9300010891	3/31/2013	(91.52)
50110000	Labor NS OT -Natural	CS	9300010896	3/31/2013	(77.04)
50110000	Labor NS OT -Natural	CS	9300010922	3/31/2013	(724.17)
50110000	Labor NS OT -Natural	CS	9300010926	3/31/2013	(225.13)
50110000	Labor NS OT -Natural	CS	9300010928	3/31/2013	(114.66)
50110000	Labor NS OT -Natural	CS	9300010930	3/31/2013	(529.34)
50110000	Labor NS OT -Natural	CS	9300010932	3/31/2013	(871.33)
50110000	Labor NS OT -Natural	CS	9300010934	3/31/2013	(123.18)
50110000	Labor NS OT -Natural	CS	9300010936	3/31/2013	(1,773.28)
50110000	Labor NS OT -Natural	CS	9300010940	3/31/2013	(1,300.60)
50110000	Labor NS OT -Natural	CS	9300010945	3/31/2013	(1,809.56)
50110000	Labor NS OT -Natural	CS	9300011077	3/31/2013	(3,754.21)
50110000	Labor NS OT -Natural	CS	9300011083	3/31/2013	(1,671.00)
50110000	Labor NS OT -Natural	CS	9300011096	3/31/2013	(489.05)
50110000	Labor NS OT -Natural	CS	9300011100	3/31/2013	(423.72)
50110000	Labor NS OT -Natural	CS	9300011103	3/31/2013	(1,312.50)
50110000	Labor NS OT -Natural	CS	9300011107	3/31/2013	(464.37)
50110000	Labor NS OT -Natural	CS	9300011109	3/31/2013	(466.77)
50110000	Labor NS OT -Natural	CS	9300011113	3/31/2013	(638.21)
50110000	Labor NS OT -Natural	CS	9300011122	3/31/2013	(255.80)
50110000	Labor NS OT -Natural	CS	9300011124	3/31/2013	(594.56)
50110000	Labor NS OT -Natural	CS	9300011128	3/31/2013	(33.65)
50110000	Labor NS OT -Natural	CS	9300011134	3/31/2013	(1,093.18)
50110000	Labor NS OT -Natural	CS	9300011136	3/31/2013	(76.77)
50110000	Labor NS OT -Natural	CS	9300011140	3/31/2013	(51.36)
50110000	Labor NS OT -Natural	CS	9300011161	3/31/2013	(332.20)
50110000	Labor NS OT -Natural	CS	9300011164	3/31/2013	(54.00)
50110000	Labor NS OT -Natural	CS	9300011167	3/31/2013	(218.76)
50110000	Labor NS OT -Natural	CS	9300011169	3/31/2013	(762.53)
50110000	Labor NS OT -Natural	CS	9300011173	3/31/2013	(63.18)
50110000	Labor NS OT -Natural	CS	9300011175	3/31/2013	(542.11)
50110000	Labor NS OT -Natural	CS	9300011177	3/31/2013	(363.18)
50110000	Labor NS OT -Natural	CS	9300011179	3/31/2013	(1,167.42)
50110000	Labor NS OT -Natural	CS	9300011183	3/31/2013	(554.88)
50110000	Labor NS OT -Natural	CS	9300011187	3/31/2013	(1,190.87)
50111300	LaborOper NS OT WT	CS	9300010824	3/31/2013	2,241.89
50111300	LaborOper NS OT WT	CS	9300010841	3/31/2013	104.33
50111300	LaborOper NS OT WT	CS	9300010845	3/31/2013	386.53
50111300	LaborOper NS OT WT	CS	9300010848	3/31/2013	2,577.59
50111300	LaborOper NS OT WT	CS	9300010945	3/31/2013	1,809.56
50111300	LaborOper NS OT WT	CS	9300011077	3/31/2013	3,754.21
50111300	LaborOper NS OT WT	CS	9300011096	3/31/2013	489.05
50111300	LaborOper NS OT WT	CS	9300011100	3/31/2013	423.72
50111300	LaborOper NS OT WT	CS	9300011103	3/31/2013	1,312.50
50111300	LaborOper NS OT WT	CS	9300011187	3/31/2013	1,190.87
50111305	LaborOperNS OT WT SE	CS	9300010854	3/31/2013	262.47
50111305	LaborOperNS OT WT SE	CS	9300011107	3/31/2013	464.37
50111305	LaborOperNS OT WT SE	CS	9300011109	3/31/2013	466.77
50111400	LaborOper NS OT TD	CS	9300010866	3/31/2013	333.13

## Kentucky American Water Company

Case No. 2012-00520

Response to PSC DR1, Item 31

Account	Description	Doc Type	Document Number	Posting Date	Amount
50111400	LaborOper NS OT TD	CS	9300011113	3/31/2013	638.21
50111405	LaborOperNS OT TD SE	CS	9300010871	3/31/2013	848.56
50111415	LaborOperNS OT TD Ln	CS	9300010877	3/31/2013	442.78
50111415	LaborOperNS OT TD Ln	CS	9300011122	3/31/2013	255.80
50111420	LaborOperNS OT TD Mt	CS	9300010879	3/31/2013	1,449.24
50111420	LaborOperNS OT TD Mt	CS	9300011124	3/31/2013	594.56
50111500	LaborOper NS OT CA	CS	9300010881	3/31/2013	97.35
50111500	LaborOper NS OT CA	CS	9300010883	3/31/2013	44.86
50111500	LaborOper NS OT CA	CS	9300011128	3/31/2013	33.65
50111510	LaborOperNS OT CA MR	CS	9300010889	3/31/2013	928.69
50111510	LaborOperNS OT CA MR	CS	9300011134	3/31/2013	1,093.18
50111520	LaborOperNS OT CA CS	CS	9300010891	3/31/2013	91.52
50111520	LaborOperNS OT CA CS	CS	9300011136	3/31/2013	76.77
50111600	LaborOper NS OT AG	CS	9300010896	3/31/2013	77.04
50111600	LaborOper NS OT AG	CS	9300011140	3/31/2013	51.36
50112300	LaborMaint NS OT WT	CS	9300010922	3/31/2013	724.17
50112300	LaborMaint NS OT WT	CS	9300011161	3/31/2013	332.20
50112305	LaborMaintNSOT WT SE	CS	9300011164	3/31/2013	54.00
50112400	LaborMaint NS OT TD	CS	9300010926	3/31/2013	225.13
50112400	LaborMaint NS OT TD	CS	9300010928	3/31/2013	114.66
50112400	LaborMaint NS OT TD	CS	9300011167	3/31/2013	218.76
50112400	LaborMaint NS OT TD	CS	9300011169	3/31/2013	762.53
50112420	LaborMaintNSOT TD Mn	CS	9300010930	3/31/2013	529.34
50112420	LaborMaintNSOT TD Mn	CS	9300010932	3/31/2013	871.33
50112420	LaborMaintNSOT TD Mn	CS	9300011173	3/31/2013	63.18
50112420	LaborMaintNSOT TD Mn	CS	9300011175	3/31/2013	542.11
50112430	LaborMaintNSOT TD Sv	CS	9300010934	3/31/2013	123.18
50112430	LaborMaintNSOT TD Sv	CS	9300010936	3/31/2013	1,773.28
50112430	LaborMaintNSOT TD Sv	CS	9300011177	3/31/2013	363.18
50112430	LaborMaintNSOT TD Sv	CS	9300011179	3/31/2013	1,167.42
50112440	LaborMaintNSOT TD Hy	CS	9300010940	3/31/2013	1,300.60
50112440	LaborMaintNSOT TD Hy	CS	9300011183	3/31/2013	554.88
50119900	LaborNSOT CapCredits	UT	9300010821	3/31/2013	(203.97)
50119900	LaborNSOT CapCredits	UT	9300011084	3/31/2013	(164.72)
50120000	Labor OT - Natural	CS	9300010945	3/31/2013	(4.20)
50121300	LaborOper OT WT	CS	9300010945	3/31/2013	4.20
50171000	Annual Incent Plan	SA	100004462	3/31/2013	19,316.68
50171600	Comp Exp-Options	SA	100004472	3/31/2013	1,604.00
50171800	Comp Exp-RSU's	SA	100004472	3/31/2013	(154.00)
50421000	401k Expense	SA	100004430	3/31/2013	(251.17)
50421100	401k Exp Cap Credits	UT	9300010818	3/31/2013	1.05
50421100	401k Exp Cap Credits	CS	9300010820	3/31/2013	(8.17)
50421100	401k Exp Cap Credits	UT	9300010821	3/31/2013	(212.35)
50421100	401k Exp Cap Credits	UT	9300010822	3/31/2013	2.09
50421100	401k Exp Cap Credits	UT	9300011081	3/31/2013	(2.62)
50421100	401k Exp Cap Credits	CS	9300011083	3/31/2013	(120.12)
50421100	401k Exp Cap Credits	UT	9300011084	3/31/2013	(953.34)
50421100	401k Exp Cap Credits	UT	9300011085	3/31/2013	(7.86)
50422000	DCP Expense	SA	100004430	3/31/2013	(240.53)
50422100	DCP Exp Cap Credits	UT	9300010818	3/31/2013	1.38
50422100	DCP Exp Cap Credits	CS	9300010820	3/31/2013	(9.46)
50422100	DCP Exp Cap Credits	UT	9300010821	3/31/2013	(9.49)
50422100	DCP Exp Cap Credits	UT	9300010822	3/31/2013	2.75

## Kentucky American Water Company

Case No. 2012-00520

Response to PSC DR1, Item 31

Account	Description	Doc Type	Document Number	Posting Date	Amount
50422100	DCP Exp Cap Credits	UT	9300011081	3/31/2013	(3.44)
50422100	DCP Exp Cap Credits	CS	9300011083	3/31/2013	(207.44)
50422100	DCP Exp Cap Credits	UT	9300011084	3/31/2013	(717.51)
50422100	DCP Exp Cap Credits	UT	9300011085	3/31/2013	(10.30)
50426000	Retiree Medical Exp	SA	100004459	3/31/2013	2,750.00
50450000	Other Welfare	CS	9300011157	3/31/2013	(1,050.00)
50450016	Other Welfare AG	CS	9300011157	3/31/2013	1,050.00
50452000	Emp Physical Exams	SV	100004554	3/31/2013	70.00
50457000	Training	SA	100004475	3/31/2013	(51.96)
50510000	PBOP Expense	SA	100004315	3/31/2013	65,570.42
50510000	PBOP Expense	SA	100004421	3/31/2013	(4,462.00)
50510000	PBOP Expense	SA	100004489	3/31/2013	(359.60)
50510100	PBOP Cap Credits	UZ	2000001320	3/31/2013	(214.98)
50510100	PBOP Cap Credits	UZ	2000001364	3/31/2013	6.20
50510100	PBOP Cap Credits	UT	9300010818	3/31/2013	2.60
50510100	PBOP Cap Credits	CS	9300010820	3/31/2013	(21.23)
50510100	PBOP Cap Credits	UT	9300010821	3/31/2013	(661.29)
50510100	PBOP Cap Credits	UT	9300010822	3/31/2013	5.19
50510100	PBOP Cap Credits	UT	9300011081	3/31/2013	(6.49)
50510100	PBOP Cap Credits	CS	9300011083	3/31/2013	(619.70)
50510100	PBOP Cap Credits	UT	9300011084	3/31/2013	(3,403.79)
50510100	PBOP Cap Credits	UT	9300011085	3/31/2013	(19.47)
50510100	PBOP Cap Credits	UT	9300011411	3/31/2013	(0.12)
50510100	PBOP Cap Credits	CS	9300011415	3/31/2013	(20.60)
50510100	PBOP Cap Credits	UT	9300011416	3/31/2013	(130.52)
50510100	PBOP Cap Credits	UT	9300011417	3/31/2013	(0.46)
50550100	Group Ins Cap Credits	UZ	2000001356	3/31/2013	46.47
50550100	Group Ins Cap Credits	UT	9300010818	3/31/2013	2.19
50550100	Group Ins Cap Credits	CS	9300010820	3/31/2013	(53.83)
50550100	Group Ins Cap Credits	UT	9300010821	3/31/2013	(1,267.35)
50550100	Group Ins Cap Credits	UT	9300010822	3/31/2013	4.39
50550100	Group Ins Cap Credits	UT	9300011081	3/31/2013	(5.52)
50550100	Group Ins Cap Credits	CS	9300011083	3/31/2013	(1,220.26)
50550100	Group Ins Cap Credits	UT	9300011084	3/31/2013	(7,493.84)
50550100	Group Ins Cap Credits	UT	9300011085	3/31/2013	(16.54)
50610000	Pension Expense	SA	100004316	3/31/2013	86,976.83
50610100	Pension Cap Credits	UZ	2000001303	3/31/2013	18.66
50610100	Pension Cap Credits	UZ	2000001304	3/31/2013	(18.66)
50610100	Pension Cap Credits	UZ	2000001320	3/31/2013	(1,622.77)
50610100	Pension Cap Credits	UZ	2000001364	3/31/2013	8.27
50610100	Pension Cap Credits	UT	9300010818	3/31/2013	3.46
50610100	Pension Cap Credits	CS	9300010820	3/31/2013	(28.31)
50610100	Pension Cap Credits	UT	9300010821	3/31/2013	(881.99)
50610100	Pension Cap Credits	UT	9300010822	3/31/2013	6.93
50610100	Pension Cap Credits	UT	9300011081	3/31/2013	(8.65)
50610100	Pension Cap Credits	CS	9300011083	3/31/2013	(826.54)
50610100	Pension Cap Credits	UT	9300011084	3/31/2013	(4,539.76)
50610100	Pension Cap Credits	UT	9300011085	3/31/2013	(25.97)
50610100	Pension Cap Credits	UT	9300011411	3/31/2013	(0.94)
50610100	Pension Cap Credits	CS	9300011415	3/31/2013	(155.36)
50610100	Pension Cap Credits	UT	9300011416	3/31/2013	(985.31)
50610100	Pension Cap Credits	UT	9300011417	3/31/2013	(3.46)
51010000	Purchased Water	SV	100004528	3/31/2013	25,396.00

## Kentucky American Water Company

Case No. 2012-00520

Response to PSC DR1, Item 31

Account	Description	Doc Type	Document Number	Posting Date	Amount
51015000	Purchased Water I/C	SA	100004334	3/31/2013	2,491.61
51110000	Waste Disposal	SV	100004467	3/31/2013	3,161.07
51110000	Waste Disposal	SR	9600000209	3/31/2013	1,000.00
51120000	Amort Waste Disposal	SR	9600000214	3/31/2013	8,333.33
51510000	Purchased Power	SV	100004467	3/31/2013	321,777.03
51510000	Purchased Power	SV	100004529	3/31/2013	(32,680.48)
51510000	Purchased Power	CS	9300010824	3/31/2013	(9,395.28)
51510000	Purchased Power	CS	9300010829	3/31/2013	(6,380.62)
51510000	Purchased Power	CS	9300010830	3/31/2013	(4,495.43)
51510000	Purchased Power	CS	9300010832	3/31/2013	145.96
51510000	Purchased Power	CS	9300010833	3/31/2013	443.30
51510000	Purchased Power	CS	9300010834	3/31/2013	(1,099.45)
51510000	Purchased Power	CS	9300010835	3/31/2013	4,948.94
51510000	Purchased Power	CS	9300010838	3/31/2013	2,126.96
51510000	Purchased Power	CS	9300010841	3/31/2013	3,479.22
51510000	Purchased Power	CS	9300010845	3/31/2013	26,513.56
51510000	Purchased Power	CS	9300010848	3/31/2013	51,599.52
51510000	Purchased Power	CS	9300010860	3/31/2013	16.80
51510000	Purchased Power	CS	9300010866	3/31/2013	86.55
51510000	Purchased Power	CS	9300010945	3/31/2013	(458.25)
51510000	Purchased Power	CS	9300010954	3/31/2013	1,670.24
51510000	Purchased Power	CS	9300011090	3/31/2013	(90.24)
51510000	Purchased Power	CS	9300011091	3/31/2013	(55.53)
51510000	Purchased Power	CS	9300011092	3/31/2013	(2,460.54)
51510000	Purchased Power	CS	9300011096	3/31/2013	(3,707.27)
51510000	Purchased Power	CS	9300011103	3/31/2013	(49,745.61)
51510000	Purchased Power	CS	9300011111	3/31/2013	(21.85)
51510000	Purchased Power	CS	9300011205	3/31/2013	(276.02)
51510000	Purchased Power	CS	9300011206	3/31/2013	(83.57)
51510000	Purchased Power	CS	9300011207	3/31/2013	(610.06)
51510000	Purchased Power	CS	9300011209	3/31/2013	(2,566.88)
51510000	Purchased Power	CS	9300011251	3/31/2013	(113.52)
51510000	Purchased Power	CS	9300011252	3/31/2013	(832.93)
51510000	Purchased Power	CS	9300011335	3/31/2013	(182,935.64)
51510000	Purchased Power	CS	9300011336	3/31/2013	(719.04)
51510000	Purchased Power	CS	9300011337	3/31/2013	(363.00)
51510000	Purchased Power	CS	9300011338	3/31/2013	(8,011.80)
51510000	Purchased Power	CS	9300011339	3/31/2013	(42,833.11)
51510000	Purchased Power	CS	9300011340	3/31/2013	(2,124.24)
51510000	Purchased Power	CS	9300011341	3/31/2013	(3,228.93)
51510000	Purchased Power	CS	9300011342	3/31/2013	(55,075.53)
51510000	Purchased Power	CS	9300011343	3/31/2013	(21.06)
51510000	Purchased Power	CS	9300011344	3/31/2013	(389.07)
51510000	Purchased Power	CS	9300011352	3/31/2013	(18,943.65)
51510000	Purchased Power	CS	9300011354	3/31/2013	(7,131.96)
51510000	Purchased Power	CS	9300012087	3/31/2013	2,744.55
51510000	Purchased Power	CS	9300012088	3/31/2013	29,935.93
51510011	Purchased Power SS	CS	9300010829	3/31/2013	6,380.62
51510011	Purchased Power SS	CS	9300010830	3/31/2013	4,495.43
51510012	Purchased Power P	CS	9300010832	3/31/2013	(145.96)
51510012	Purchased Power P	CS	9300010833	3/31/2013	(443.30)
51510012	Purchased Power P	CS	9300010834	3/31/2013	1,099.45
51510012	Purchased Power P	CS	9300010835	3/31/2013	(4,948.94)

Kentucky American Water Company  
Case No. 2012-00520  
Response to PSC DR1, Item 31

Account	Description	Doc Type	Document Number	Posting Date	Amount
51510012	Purchased Power P	CS	9300010954	3/31/2013	(1,670.24)
51510012	Purchased Power P	CS	9300011090	3/31/2013	90.24
51510012	Purchased Power P	CS	9300011091	3/31/2013	55.53
51510012	Purchased Power P	CS	9300011092	3/31/2013	2,460.54
51510012	Purchased Power P	CS	9300011205	3/31/2013	276.02
51510012	Purchased Power P	CS	9300011206	3/31/2013	83.57
51510012	Purchased Power P	CS	9300011207	3/31/2013	610.06
51510012	Purchased Power P	CS	9300011251	3/31/2013	113.52
51510012	Purchased Power P	CS	9300011252	3/31/2013	832.93
51510012	Purchased Power P	CS	9300011336	3/31/2013	719.04
51510012	Purchased Power P	CS	9300011337	3/31/2013	363.00
51510012	Purchased Power P	CS	9300011338	3/31/2013	8,011.80
51510012	Purchased Power P	CS	9300011339	3/31/2013	42,833.11
51510012	Purchased Power P	CS	9300011354	3/31/2013	7,131.96
51510012	Purchased Power P	CS	9300012087	3/31/2013	(2,744.55)
51510013	Purchased Power WT	CS	9300010824	3/31/2013	9,395.28
51510013	Purchased Power WT	CS	9300010838	3/31/2013	(2,126.96)
51510013	Purchased Power WT	CS	9300010841	3/31/2013	(3,479.22)
51510013	Purchased Power WT	CS	9300010845	3/31/2013	(26,513.56)
51510013	Purchased Power WT	CS	9300010848	3/31/2013	(51,599.52)
51510013	Purchased Power WT	CS	9300010945	3/31/2013	458.25
51510013	Purchased Power WT	CS	9300011096	3/31/2013	3,707.27
51510013	Purchased Power WT	CS	9300011103	3/31/2013	49,745.61
51510013	Purchased Power WT	CS	9300011209	3/31/2013	2,566.88
51510013	Purchased Power WT	CS	9300011335	3/31/2013	182,935.64
51510013	Purchased Power WT	CS	9300011340	3/31/2013	2,124.24
51510013	Purchased Power WT	CS	9300011341	3/31/2013	3,228.93
51510013	Purchased Power WT	CS	9300011342	3/31/2013	55,075.53
51510013	Purchased Power WT	CS	9300011352	3/31/2013	18,943.65
51510013	Purchased Power WT	CS	9300012088	3/31/2013	(29,935.93)
51510014	Purchased Power TD	CS	9300010860	3/31/2013	(16.80)
51510014	Purchased Power TD	CS	9300010866	3/31/2013	(86.55)
51510014	Purchased Power TD	CS	9300011111	3/31/2013	21.85
51510014	Purchased Power TD	CS	9300011343	3/31/2013	21.06
51510014	Purchased Power TD	CS	9300011344	3/31/2013	389.07
51800000	Chemicals	SV	100004512	3/31/2013	7,124.96
52000000	M&S Expense (O&M)	SA	100004435	3/31/2013	1,878.56
52000000	M&S Expense (O&M)	SA	100004475	3/31/2013	(40.20)
52000000	M&S Expense (O&M)	SV	100004512	3/31/2013	2,514.45
52000000	M&S Expense (O&M)	SV	100004554	3/31/2013	2,794.44
52000000	M&S Expense (O&M)	CS	9300010826	3/31/2013	4,678.98
52000000	M&S Expense (O&M)	CS	9300010827	3/31/2013	(1,336.13)
52000000	M&S Expense (O&M)	CS	9300010843	3/31/2013	(983.22)
52000000	M&S Expense (O&M)	CS	9300010860	3/31/2013	(18.82)
52000000	M&S Expense (O&M)	CS	9300010866	3/31/2013	(593.74)
52000000	M&S Expense (O&M)	CS	9300010917	3/31/2013	(87.77)
52000000	M&S Expense (O&M)	CS	9300010920	3/31/2013	(602.39)
52000000	M&S Expense (O&M)	CS	9300010921	3/31/2013	(555.44)
52000000	M&S Expense (O&M)	CS	9300010922	3/31/2013	(2,343.30)
52000000	M&S Expense (O&M)	CS	9300010924	3/31/2013	(413.38)
52000000	M&S Expense (O&M)	CS	9300010925	3/31/2013	(2,359.17)
52000000	M&S Expense (O&M)	CS	9300010926	3/31/2013	973.24
52000000	M&S Expense (O&M)	CS	9300010955	3/31/2013	36,569.28

Kentucky American Water Company  
Case No. 2012-00520  
Response to PSC DR1, Item 31

Account	Description	Doc Type	Document Number	Posting Date	Amount
52000000	M&S Expense (O&M)	CS	9300010957	3/31/2013	540.00
52000000	M&S Expense (O&M)	CS	9300011079	3/31/2013	(243.68)
52000000	M&S Expense (O&M)	CS	9300011080	3/31/2013	(1,632.24)
52000000	M&S Expense (O&M)	CS	9300011083	3/31/2013	(479.49)
52000000	M&S Expense (O&M)	CS	9300011093	3/31/2013	(185.05)
52000000	M&S Expense (O&M)	CS	9300011098	3/31/2013	(276.84)
52000000	M&S Expense (O&M)	CS	9300011103	3/31/2013	(137.20)
52000000	M&S Expense (O&M)	CS	9300011113	3/31/2013	(2,105.43)
52000000	M&S Expense (O&M)	CS	9300011115	3/31/2013	(3,062.72)
52000000	M&S Expense (O&M)	CS	9300011145	3/31/2013	(10.78)
52000000	M&S Expense (O&M)	CS	9300011159	3/31/2013	(96.16)
52000000	M&S Expense (O&M)	CS	9300011160	3/31/2013	(58.25)
52000000	M&S Expense (O&M)	CS	9300011161	3/31/2013	(1,064.43)
52000000	M&S Expense (O&M)	CS	9300011163	3/31/2013	(1,565.34)
52000000	M&S Expense (O&M)	CS	9300011166	3/31/2013	(248.69)
52000000	M&S Expense (O&M)	CS	9300011167	3/31/2013	1,614.88
52000000	M&S Expense (O&M)	CS	9300011169	3/31/2013	(1,566.46)
52000000	M&S Expense (O&M)	CS	9300011187	3/31/2013	(62.03)
52000000	M&S Expense (O&M)	CS	9300011194	3/31/2013	(1,007.57)
52000000	M&S Expense (O&M)	CS	9300011202	3/31/2013	(163.24)
52000000	M&S Expense (O&M)	CS	9300011203	3/31/2013	(305.49)
52000000	M&S Expense (O&M)	CS	9300011237	3/31/2013	(40,646.07)
52000000	M&S Expense (O&M)	CS	9300011247	3/31/2013	(127.71)
52000000	M&S Expense (O&M)	CS	9300011249	3/31/2013	(58.00)
52000000	M&S Expense (O&M)	CS	9300011261	3/31/2013	(357.38)
52000000	M&S Expense (O&M)	CS	9300011263	3/31/2013	(1,885.83)
52000000	M&S Expense (O&M)	CS	9300011278	3/31/2013	(395.05)
52000000	M&S Expense (O&M)	CS	9300011287	3/31/2013	(165.55)
52000000	M&S Expense (O&M)	CS	9300011288	3/31/2013	(683.53)
52000000	M&S Expense (O&M)	CS	9300011289	3/31/2013	(615.41)
52000000	M&S Expense (O&M)	CS	9300011290	3/31/2013	(9,583.33)
52000000	M&S Expense (O&M)	CS	9300011296	3/31/2013	(9,449.13)
52000000	M&S Expense (O&M)	CS	9300011303	3/31/2013	(31.62)
52000000	M&S Expense (O&M)	CS	9300011318	3/31/2013	(42.85)
52000000	M&S Expense (O&M)	CS	9300011329	3/31/2013	(19.84)
52000000	M&S Expense (O&M)	CS	9300011331	3/31/2013	(1,878.56)
52000000	M&S Expense (O&M)	CS	9300011332	3/31/2013	2,300.72
52000000	M&S Expense (O&M)	CS	9300011360	3/31/2013	8.24
52000000	M&S Expense (O&M)	CS	9300011361	3/31/2013	40.20
52000000	M&S Expense (O&M)	CS	9300011374	3/31/2013	447.84
52000000	M&S Expense (O&M)	CS	9300011415	3/31/2013	(447.84)
52000000	M&S Expense (O&M)	CS	9300011469	3/31/2013	(406.45)
52000000	M&S Expense (O&M)	CS	9300011473	3/31/2013	(2,108.00)
52000000	M&S Expense (O&M)	CS	9300012092	3/31/2013	(904.44)
52000000	M&S Expense (O&M)	CS	9300012109	3/31/2013	(210.00)
52000000	M&S Expense (O&M)	CS	9300012110	3/31/2013	(210.00)
52000000	M&S Expense (O&M)	CS	9300012111	3/31/2013	(210.00)
52000000	M&S Expense (O&M)	CS	9300012113	3/31/2013	(1,260.00)
52001300	M&S Oper WT	CS	9300010843	3/31/2013	983.22
52001300	M&S Oper WT	CS	9300011093	3/31/2013	185.05
52001300	M&S Oper WT	CS	9300011098	3/31/2013	276.84
52001300	M&S Oper WT	CS	9300011103	3/31/2013	137.20
52001300	M&S Oper WT	CS	9300011187	3/31/2013	62.03

## Kentucky American Water Company

Case No. 2012-00520

Response to PSC DR1, Item 31

Account	Description	Doc Type	Document Number	Posting Date	Amount
52001300	M&S Oper WT	CS	9300011247	3/31/2013	127.71
52001300	M&S Oper WT	CS	9300011303	3/31/2013	31.62
52001300	M&S Oper WT	CS	9300011360	3/31/2013	(8.24)
52001300	M&S Oper WT	CS	9300011469	3/31/2013	406.45
52001400	M&S Oper TD	CS	9300010860	3/31/2013	18.82
52001400	M&S Oper TD	CS	9300010866	3/31/2013	593.74
52001400	M&S Oper TD	CS	9300011113	3/31/2013	2,105.43
52001400	M&S Oper TD	CS	9300011115	3/31/2013	3,062.72
52001400	M&S Oper TD	CS	9300011261	3/31/2013	357.38
52001400	M&S Oper TD	CS	9300011263	3/31/2013	1,885.83
52001400	M&S Oper TD	CS	9300011361	3/31/2013	(40.20)
52001600	M&S Oper AG	CS	9300010917	3/31/2013	87.77
52001600	M&S Oper AG	CS	9300011145	3/31/2013	10.78
52001600	M&S Oper AG	CS	9300011278	3/31/2013	395.05
52001600	M&S Oper AG	CS	9300011318	3/31/2013	42.85
52001600	M&S Oper AG	CS	9300011329	3/31/2013	19.84
52500000	Misc Expense (O&M)	SA	100004285	3/31/2013	1,363.50
52500000	Misc Expense (O&M)	SA	100004408	3/31/2013	588.52
52500000	Misc Expense (O&M)	SA	100004411	3/31/2013	4,152.36
52500000	Misc Expense (O&M)	SA	100004416	3/31/2013	171.86
52500000	Misc Expense (O&M)	SA	100004417	3/31/2013	2,780.53
52500000	Misc Expense (O&M)	SA	100004436	3/31/2013	268.81
52500000	Misc Expense (O&M)	SA	100004444	3/31/2013	796.42
52500000	Misc Expense (O&M)	SA	100004449	3/31/2013	66.00
52500000	Misc Expense (O&M)	SV	100004450	3/31/2013	52.17
52500000	Misc Expense (O&M)	SA	100004455	3/31/2013	281.84
52500000	Misc Expense (O&M)	SA	100004456	3/31/2013	7,130.35
52500000	Misc Expense (O&M)	SA	100004464	3/31/2013	1,398.75
52500000	Misc Expense (O&M)	SA	100004499	3/31/2013	(4,134.00)
52500000	Misc Expense (O&M)	SA	100004507	3/31/2013	3,405.63
52500000	Misc Expense (O&M)	SA	100004527	3/31/2013	9,879.42
52500000	Misc Expense (O&M)	SV	100004554	3/31/2013	792.61
52500000	Misc Expense (O&M)	SA	100004562	3/31/2013	8.32
52500000	Misc Expense (O&M)	SA	100004581	3/31/2013	2,780.53
52500000	Misc Expense (O&M)	SA	100004627	3/31/2013	2,780.53
52500000	Misc Expense (O&M)	CS	9300010824	3/31/2013	(64.53)
52500000	Misc Expense (O&M)	CS	9300010845	3/31/2013	(0.61)
52500000	Misc Expense (O&M)	CS	9300010866	3/31/2013	(1,796.46)
52500000	Misc Expense (O&M)	CS	9300010909	3/31/2013	58.19
52500000	Misc Expense (O&M)	CS	9300010911	3/31/2013	(151.11)
52500000	Misc Expense (O&M)	CS	9300010917	3/31/2013	12,573.62
52500000	Misc Expense (O&M)	CS	9300010926	3/31/2013	(2,613.32)
52500000	Misc Expense (O&M)	CS	9300010943	3/31/2013	(91.94)
52500000	Misc Expense (O&M)	CS	9300011113	3/31/2013	(968.05)
52500000	Misc Expense (O&M)	CS	9300011115	3/31/2013	(759.37)
52500000	Misc Expense (O&M)	CS	9300011167	3/31/2013	(18.54)
52500000	Misc Expense (O&M)	CS	9300011185	3/31/2013	(121.69)
52500000	Misc Expense (O&M)	CS	9300011217	3/31/2013	(1,038.35)
52500000	Misc Expense (O&M)	CS	9300011234	3/31/2013	(10,755.40)
52500000	Misc Expense (O&M)	CS	9300011263	3/31/2013	(1,463.72)
52500000	Misc Expense (O&M)	CS	9300011271	3/31/2013	(567.49)
52500000	Misc Expense (O&M)	CS	9300011277	3/31/2013	(1,483.15)
52500000	Misc Expense (O&M)	CS	9300011290	3/31/2013	(813.20)



## Kentucky American Water Company

Case No. 2012-00520

Response to PSC DR1, Item 31

Account	Description	Doc Type	Document Number	Posting Date	Amount
52500000	Misc Expense (O&M)	CS	9300011293	3/31/2013	(1,363.50)
52500000	Misc Expense (O&M)	CS	9300011299	3/31/2013	(4,152.36)
52500000	Misc Expense (O&M)	CS	9300011323	3/31/2013	(118.17)
52500000	Misc Expense (O&M)	CS	9300011329	3/31/2013	(3,540.91)
52500000	Misc Expense (O&M)	CS	9300011331	3/31/2013	(8,477.42)
52500000	Misc Expense (O&M)	CS	9300011351	3/31/2013	(1,398.75)
52500000	Misc Expense (O&M)	CS	9300011375	3/31/2013	(3,405.63)
52500000	Misc Expense (O&M)	CS	9300012090	3/31/2013	(9,879.42)
52500000	Misc Expense (O&M)	CS	9300012093	3/31/2013	(8.32)
52500000	Misc Expense (O&M)	CS	9300012094	3/31/2013	(597.42)
52500000	Misc Expense (O&M)	CS	9300012106	3/31/2013	(28.73)
52500000	Misc Expense (O&M)	CS	9300012114	3/31/2013	(166.46)
52500000	Misc Expense (O&M)	CS	9300012118	3/31/2013	1,353.47
52500000	Misc Expense (O&M)	CS	9300012124	3/31/2013	(2,780.53)
52501100	Misc Oper SS	CS	9300011299	3/31/2013	4,152.36
52501100	Misc Oper SS	CS	9300012093	3/31/2013	8.32
52501300	Misc Oper WT	CS	9300010824	3/31/2013	64.53
52501300	Misc Oper WT	CS	9300010845	3/31/2013	0.61
52501400	Misc Oper TD	CS	9300010866	3/31/2013	1,796.46
52501400	Misc Oper TD	CS	9300011113	3/31/2013	968.05
52501400	Misc Oper TD	CS	9300011115	3/31/2013	759.37
52501400	Misc Oper TD	CS	9300011217	3/31/2013	1,038.35
52501400	Misc Oper TD	CS	9300011263	3/31/2013	1,463.72
52501400	Misc Oper TD	CS	9300012094	3/31/2013	597.42
52501600	Misc Oper AG	CS	9300010909	3/31/2013	(58.19)
52501600	Misc Oper AG	CS	9300010911	3/31/2013	151.11
52501600	Misc Oper AG	CS	9300010917	3/31/2013	(12,573.62)
52501600	Misc Oper AG	CS	9300011271	3/31/2013	567.49
52501600	Misc Oper AG	CS	9300011277	3/31/2013	1,483.15
52501600	Misc Oper AG	CS	9300011323	3/31/2013	118.17
52501600	Misc Oper AG	CS	9300011329	3/31/2013	3,540.91
52501600	Misc Oper AG	CS	9300012090	3/31/2013	9,879.42
52501600	Misc Oper AG	CS	9300012106	3/31/2013	28.73
52501600	Misc Oper AG	CS	9300012118	3/31/2013	(1,353.47)
52501600	Misc Oper AG	CS	9300012124	3/31/2013	2,780.53
52510000	Bank Svc Charges	SV	100004560	3/31/2013	10,333.92
52510000	Bank Svc Charges	SV	100004572	3/31/2013	14,260.07
52510000	Bank Svc Charges	CS	9300010887	3/31/2013	26,757.68
52510000	Bank Svc Charges	CS	9300011221	3/31/2013	555.80
52510000	Bank Svc Charges	CS	9300011267	3/31/2013	(6,298.09)
52510000	Bank Svc Charges	CS	9300012096	3/31/2013	(10,333.92)
52510000	Bank Svc Charges	CS	9300012117	3/31/2013	(14,260.07)
52510015	Bank Svc Charges-CA	CS	9300010887	3/31/2013	(26,757.68)
52510015	Bank Svc Charges-CA	CS	9300011221	3/31/2013	(555.80)
52510015	Bank Svc Charges-CA	CS	9300011267	3/31/2013	6,298.09
52510015	Bank Svc Charges-CA	CS	9300012096	3/31/2013	10,333.92
52510015	Bank Svc Charges-CA	CS	9300012117	3/31/2013	14,260.07
52514700	Community Partnrshps	SV	100004554	3/31/2013	324.06
52524000	Co Dues/Mmbrshp Ded	SA	100004413	3/31/2013	507.35
52524000	Co Dues/Mmbrshp Ded	SA	100004440	3/31/2013	307.11
52524000	Co Dues/Mmbrshp Ded	SV	100004554	3/31/2013	210.00
52524000	Co Dues/Mmbrshp Ded	SR	9600000212	3/31/2013	833.33
52524000	Co Dues/Mmbrshp Ded	SR	9600000215	3/31/2013	3,800.50

## Kentucky American Water Company

Case No. 2012-00520

Response to PSC DR1, Item 31

Account	Description	Doc Type	Document Number	Posting Date	Amount
52526100	Credit Line Fees I/C	SV	100004503	3/31/2013	629.87
52532000	Electricity	SV	100004467	3/31/2013	12,835.36
52532000	Electricity	CS	9300010824	3/31/2013	10.07
52532000	Electricity	CS	9300010832	3/31/2013	1.56
52532000	Electricity	CS	9300010860	3/31/2013	730.45
52532000	Electricity	CS	9300010866	3/31/2013	903.42
52532000	Electricity	CS	9300010896	3/31/2013	250.60
52532000	Electricity	CS	9300010906	3/31/2013	(11.94)
52532000	Electricity	CS	9300010911	3/31/2013	(563.18)
52532000	Electricity	CS	9300010945	3/31/2013	259.84
52532000	Electricity	CS	9300011077	3/31/2013	(10.90)
52532000	Electricity	CS	9300011111	3/31/2013	(46.38)
52532000	Electricity	CS	9300011113	3/31/2013	(791.96)
52532000	Electricity	CS	9300011216	3/31/2013	(750.18)
52532000	Electricity	CS	9300011217	3/31/2013	(166.44)
52532000	Electricity	CS	9300011224	3/31/2013	(363.31)
52532000	Electricity	CS	9300011247	3/31/2013	(44.50)
52532000	Electricity	CS	9300011261	3/31/2013	(20.35)
52532000	Electricity	CS	9300011305	3/31/2013	(52.33)
52532000	Electricity	CS	9300011335	3/31/2013	(95.07)
52532000	Electricity	CS	9300011336	3/31/2013	(34.65)
52532000	Electricity	CS	9300011343	3/31/2013	(921.60)
52532000	Electricity	CS	9300011344	3/31/2013	(3,255.19)
52532000	Electricity	CS	9300011345	3/31/2013	(215.65)
52532000	Electricity	CS	9300011346	3/31/2013	(581.79)
52532000	Electricity	CS	9300011347	3/31/2013	(6,406.79)
52532000	Electricity	CS	9300011352	3/31/2013	(1,324.62)
52532011	Electricity SS	CS	9300010832	3/31/2013	(1.56)
52532011	Electricity SS	CS	9300011336	3/31/2013	34.65
52532013	Electricity WT	CS	9300010824	3/31/2013	(10.07)
52532013	Electricity WT	CS	9300010945	3/31/2013	(259.84)
52532013	Electricity WT	CS	9300011077	3/31/2013	10.90
52532013	Electricity WT	CS	9300011247	3/31/2013	44.50
52532013	Electricity WT	CS	9300011335	3/31/2013	95.07
52532013	Electricity WT	CS	9300011352	3/31/2013	1,324.62
52532014	Electricity TD	CS	9300010860	3/31/2013	(730.45)
52532014	Electricity TD	CS	9300010866	3/31/2013	(903.42)
52532014	Electricity TD	CS	9300011111	3/31/2013	46.38
52532014	Electricity TD	CS	9300011113	3/31/2013	791.96
52532014	Electricity TD	CS	9300011216	3/31/2013	750.18
52532014	Electricity TD	CS	9300011217	3/31/2013	166.44
52532014	Electricity TD	CS	9300011261	3/31/2013	20.35
52532014	Electricity TD	CS	9300011305	3/31/2013	52.33
52532014	Electricity TD	CS	9300011343	3/31/2013	921.60
52532014	Electricity TD	CS	9300011344	3/31/2013	3,255.19
52532016	Electricity AG	CS	9300010896	3/31/2013	(250.60)
52532016	Electricity AG	CS	9300010906	3/31/2013	11.94
52532016	Electricity AG	CS	9300010911	3/31/2013	563.18
52532016	Electricity AG	CS	9300011224	3/31/2013	363.31
52532016	Electricity AG	CS	9300011345	3/31/2013	215.65
52532016	Electricity AG	CS	9300011346	3/31/2013	581.79
52532016	Electricity AG	CS	9300011347	3/31/2013	6,406.79
52534000	Employee Expenses	SV	100004423	3/31/2013	11,373.15

## Kentucky American Water Company

Case No. 2012-00520

Response to PSC DR1, Item 31

Account	Description	Doc Type	Document Number	Posting Date	Amount
52534000	Employee Expenses	SA	100004475	3/31/2013	(9,363.54)
52534000	Employee Expenses	SA	100004476	3/31/2013	(4,244.06)
52534000	Employee Expenses	UT	9300010821	3/31/2013	(9.75)
52534200	Conferences & Reg	SA	100004414	3/31/2013	11.30
52535000	Meals Deductible	SV	100004423	3/31/2013	11,373.15
52535000	Meals Deductible	SA	100004475	3/31/2013	(2,620.16)
52535000	Meals Deductible	SA	100004476	3/31/2013	(429.18)
52542000	Forms	SV	100004511	3/31/2013	4,009.70
52542000	Forms	CS	9300010887	3/31/2013	(175.91)
52542000	Forms	CS	9300011132	3/31/2013	1,004.31
52542000	Forms	CS	9300011443	3/31/2013	(4,009.70)
52542015	Forms CA	CS	9300010887	3/31/2013	175.91
52542015	Forms CA	CS	9300011132	3/31/2013	(1,004.31)
52542015	Forms CA	CS	9300011443	3/31/2013	4,009.70
52548000	Heating Oil/Gas	SV	100004467	3/31/2013	4,100.19
52548000	Heating Oil/Gas	CS	9300010860	3/31/2013	8.96
52548000	Heating Oil/Gas	CS	9300010866	3/31/2013	478.42
52548000	Heating Oil/Gas	CS	9300010911	3/31/2013	137.29
52548000	Heating Oil/Gas	CS	9300011111	3/31/2013	(9.22)
52548000	Heating Oil/Gas	CS	9300011343	3/31/2013	(35.25)
52548000	Heating Oil/Gas	CS	9300011344	3/31/2013	(2,754.84)
52548000	Heating Oil/Gas	CS	9300011347	3/31/2013	(1,310.10)
52548014	Heating Oil/Gas TD	CS	9300010860	3/31/2013	(8.96)
52548014	Heating Oil/Gas TD	CS	9300010866	3/31/2013	(478.42)
52548014	Heating Oil/Gas TD	CS	9300011111	3/31/2013	9.22
52548014	Heating Oil/Gas TD	CS	9300011343	3/31/2013	35.25
52548014	Heating Oil/Gas TD	CS	9300011344	3/31/2013	2,754.84
52548016	Heating Oil/Gas AG	CS	9300010911	3/31/2013	(137.29)
52548016	Heating Oil/Gas AG	CS	9300011347	3/31/2013	1,310.10
52550000	Janitorial	SV	100004554	3/31/2013	315.00
52550000	Janitorial	CS	9300010848	3/31/2013	(8.54)
52550000	Janitorial	CS	9300010896	3/31/2013	(8.54)
52550000	Janitorial	CS	9300010914	3/31/2013	(324.20)
52550000	Janitorial	CS	9300011100	3/31/2013	20.61
52550000	Janitorial	CS	9300011103	3/31/2013	(17.08)
52550000	Janitorial	CS	9300011231	3/31/2013	(6,045.53)
52550000	Janitorial	CS	9300011247	3/31/2013	(129.13)
52550000	Janitorial	CS	9300011366	3/31/2013	19.50
52550000	Janitorial	CS	9300012106	3/31/2013	(315.00)
52550013	Janitorial WT	CS	9300010848	3/31/2013	8.54
52550013	Janitorial WT	CS	9300011100	3/31/2013	(20.61)
52550013	Janitorial WT	CS	9300011103	3/31/2013	17.08
52550013	Janitorial WT	CS	9300011247	3/31/2013	129.13
52550016	Janitorial AG	CS	9300010896	3/31/2013	8.54
52550016	Janitorial AG	CS	9300010914	3/31/2013	324.20
52550016	Janitorial AG	CS	9300011231	3/31/2013	6,045.53
52550016	Janitorial AG	CS	9300011366	3/31/2013	(19.50)
52550016	Janitorial AG	CS	9300012106	3/31/2013	315.00
52562000	Office Supplies	SV	100004554	3/31/2013	1,187.97
52562000	Office Supplies	CS	9300010841	3/31/2013	(37.64)
52562000	Office Supplies	CS	9300010843	3/31/2013	(48.73)
52562000	Office Supplies	CS	9300010845	3/31/2013	(268.54)
52562000	Office Supplies	CS	9300010896	3/31/2013	(91.48)

Kentucky American Water Company  
Case No. 2012-00520  
Response to PSC DR1, Item 31

Account	Description	Doc Type	Document Number	Posting Date	Amount
52562000	Office Supplies	CS	9300010914	3/31/2013	(554.34)
52562000	Office Supplies	CS	9300010916	3/31/2013	(56.98)
52562000	Office Supplies	CS	9300011100	3/31/2013	(79.27)
52562000	Office Supplies	CS	9300011113	3/31/2013	(565.45)
52562000	Office Supplies	CS	9300011155	3/31/2013	(1,454.39)
52562000	Office Supplies	CS	9300011187	3/31/2013	(127.20)
52562000	Office Supplies	CS	9300011247	3/31/2013	(468.00)
52562000	Office Supplies	CS	9300011259	3/31/2013	3.84
52562000	Office Supplies	CS	9300011282	3/31/2013	8.14
52562000	Office Supplies	CS	9300011283	3/31/2013	4.19
52562000	Office Supplies	CS	9300011318	3/31/2013	(1,322.22)
52562000	Office Supplies	CS	9300011327	3/31/2013	135.63
52562000	Office Supplies	CS	9300011328	3/31/2013	1,013.02
52562000	Office Supplies	CS	9300012106	3/31/2013	(1,187.97)
52562013	Off&Adm Supplies WT	CS	9300010841	3/31/2013	37.64
52562013	Off&Adm Supplies WT	CS	9300010843	3/31/2013	48.73
52562013	Off&Adm Supplies WT	CS	9300010845	3/31/2013	268.54
52562013	Off&Adm Supplies WT	CS	9300011100	3/31/2013	79.27
52562013	Off&Adm Supplies WT	CS	9300011187	3/31/2013	127.20
52562013	Off&Adm Supplies WT	CS	9300011247	3/31/2013	468.00
52562013	Off&Adm Supplies WT	CS	9300011259	3/31/2013	(3.84)
52562014	Off&Adm Supplies TD	CS	9300011113	3/31/2013	565.45
52562016	Off&Adm Supplies AG	CS	9300010896	3/31/2013	91.48
52562016	Off&Adm Supplies AG	CS	9300010914	3/31/2013	554.34
52562016	Off&Adm Supplies AG	CS	9300010916	3/31/2013	56.98
52562016	Off&Adm Supplies AG	CS	9300011155	3/31/2013	1,454.39
52562016	Off&Adm Supplies AG	CS	9300011282	3/31/2013	(8.14)
52562016	Off&Adm Supplies AG	CS	9300011283	3/31/2013	(4.19)
52562016	Off&Adm Supplies AG	CS	9300011318	3/31/2013	1,322.22
52562016	Off&Adm Supplies AG	CS	9300011327	3/31/2013	(135.63)
52562016	Off&Adm Supplies AG	CS	9300011328	3/31/2013	(1,013.02)
52562016	Off&Adm Supplies AG	CS	9300012106	3/31/2013	1,187.97
52562500	Overnight Shippng	SV	100004554	3/31/2013	87.29
52562500	Overnight Shippng	CS	9300010843	3/31/2013	(459.42)
52562500	Overnight Shippng	CS	9300010883	3/31/2013	(183.65)
52562500	Overnight Shippng	CS	9300010906	3/31/2013	(21.87)
52562500	Overnight Shippng	CS	9300010909	3/31/2013	(39.53)
52562500	Overnight Shippng	CS	9300011098	3/31/2013	(295.37)
52562500	Overnight Shippng	CS	9300011212	3/31/2013	(122.71)
52562500	Overnight Shippng	CS	9300011257	3/31/2013	(6.81)
52562500	Overnight Shippng	CS	9300012095	3/31/2013	(49.88)
52562500	Overnight Shippng	CS	9300012100	3/31/2013	(37.41)
52562513	Overnight Shippng WT	CS	9300010843	3/31/2013	459.42
52562513	Overnight Shippng WT	CS	9300011098	3/31/2013	295.37
52562513	Overnight Shippng WT	CS	9300011212	3/31/2013	122.71
52562513	Overnight Shippng WT	CS	9300011257	3/31/2013	6.81
52562515	Overnight Shippng CA	CS	9300010883	3/31/2013	183.65
52562515	Overnight Shippng CA	CS	9300012095	3/31/2013	49.88
52562516	Overnight Shippng AG	CS	9300010906	3/31/2013	21.87
52562516	Overnight Shippng AG	CS	9300010909	3/31/2013	39.53
52562516	Overnight Shippng AG	CS	9300012100	3/31/2013	37.41
52566000	Postage	SA	100004474	3/31/2013	49,217.62
52566000	Postage	CS	9300011140	3/31/2013	(46.00)

## Kentucky American Water Company

Case No. 2012-00520

Response to PSC DR1, Item 31

Account	Description	Doc Type	Document Number	Posting Date	Amount
52566000	Postage	CS	9300011364	3/31/2013	(49,217.62)
52566015	Postage CA	CS	9300011364	3/31/2013	49,217.62
52566016	Postage AG	CS	9300011140	3/31/2013	46.00
52568000	Research & Develop	SA	100004412	3/31/2013	1,753.72
52568000	Research & Develop	SA	100004415	3/31/2013	79.51
52571000	Security Svc	SV	100004512	3/31/2013	3,808.00
52571000	Security Svc	CS	9300010911	3/31/2013	3,808.00
52571000	Security Svc	CS	9300011450	3/31/2013	(3,808.00)
52571016	Security Svc AG	CS	9300010911	3/31/2013	(3,808.00)
52571016	Security Svc AG	CS	9300011450	3/31/2013	3,808.00
52571100	Add'l Security Costs	SV	100004554	3/31/2013	951.65
52571500	Software Licenses	SA	100004441	3/31/2013	1,953.48
52571500	Software Licenses	SA	100004442	3/31/2013	472.50
52571500	Software Licenses	SA	100004443	3/31/2013	349.09
52571500	Software Licenses	SA	100004452	3/31/2013	85.29
52571500	Software Licenses	SA	100004453	3/31/2013	240.11
52571500	Software Licenses	SA	100004457	3/31/2013	554.17
52574000	Telephone	SV	100004445	3/31/2013	4,286.89
52574000	Telephone	CS	9300010847	3/31/2013	1,848.59
52574000	Telephone	CS	9300010886	3/31/2013	(1,346.59)
52574000	Telephone	CS	9300010893	3/31/2013	(7.29)
52574000	Telephone	CS	9300010896	3/31/2013	396.73
52574000	Telephone	CS	9300010901	3/31/2013	(5.19)
52574000	Telephone	CS	9300010904	3/31/2013	(151.74)
52574000	Telephone	CS	9300010906	3/31/2013	(200.73)
52574000	Telephone	CS	9300010909	3/31/2013	0.14
52574000	Telephone	CS	9300010914	3/31/2013	20.65
52574000	Telephone	CS	9300010917	3/31/2013	87.04
52574000	Telephone	CS	9300011102	3/31/2013	(2,046.65)
52574000	Telephone	CS	9300011131	3/31/2013	(537.07)
52574000	Telephone	CS	9300011138	3/31/2013	(171.45)
52574000	Telephone	CS	9300011140	3/31/2013	(1,851.61)
52574000	Telephone	CS	9300011144	3/31/2013	(1.02)
52574000	Telephone	CS	9300011147	3/31/2013	(12.99)
52574000	Telephone	CS	9300011220	3/31/2013	(249.99)
52574000	Telephone	CS	9300011224	3/31/2013	(5.80)
52574000	Telephone	CS	9300011228	3/31/2013	(10.15)
52574000	Telephone	CS	9300011266	3/31/2013	(1,070.26)
52574000	Telephone	CS	9300011270	3/31/2013	(471.70)
52574000	Telephone	CS	9300011273	3/31/2013	(98.00)
52574000	Telephone	CS	9300011275	3/31/2013	(236.25)
52574000	Telephone	CS	9300011304	3/31/2013	(2,265.93)
52574000	Telephone	CS	9300011310	3/31/2013	(420.17)
52574000	Telephone	CS	9300011312	3/31/2013	(60.55)
52574000	Telephone	CS	9300011314	3/31/2013	(1,004.93)
52574000	Telephone	CS	9300011317	3/31/2013	(43.06)
52574000	Telephone	CS	9300011320	3/31/2013	(43.75)
52574000	Telephone	CS	9300011322	3/31/2013	(389.07)
52574000	Telephone	CS	9300011328	3/31/2013	(7.48)
52574000	Telephone	CS	9300011329	3/31/2013	(51.95)
52574013	Telephone WT	CS	9300010847	3/31/2013	(1,848.59)
52574013	Telephone WT	CS	9300011102	3/31/2013	2,046.65
52574013	Telephone WT	CS	9300011304	3/31/2013	2,265.93

## Kentucky American Water Company

Case No. 2012-00520

Response to PSC DR1, Item 31

Account	Description	Doc Type	Document Number	Posting Date	Amount
52574015	Telephone CA	CS	9300010886	3/31/2013	1,346.59
52574015	Telephone CA	CS	9300011131	3/31/2013	537.07
52574015	Telephone CA	CS	9300011220	3/31/2013	249.99
52574015	Telephone CA	CS	9300011266	3/31/2013	1,070.26
52574015	Telephone CA	CS	9300011310	3/31/2013	420.17
52574016	Telephone AG	CS	9300010893	3/31/2013	7.29
52574016	Telephone AG	CS	9300010896	3/31/2013	(396.73)
52574016	Telephone AG	CS	9300010901	3/31/2013	5.19
52574016	Telephone AG	CS	9300010904	3/31/2013	151.74
52574016	Telephone AG	CS	9300010906	3/31/2013	200.73
52574016	Telephone AG	CS	9300010909	3/31/2013	(0.14)
52574016	Telephone AG	CS	9300010914	3/31/2013	(20.65)
52574016	Telephone AG	CS	9300010917	3/31/2013	(87.04)
52574016	Telephone AG	CS	9300011138	3/31/2013	171.45
52574016	Telephone AG	CS	9300011140	3/31/2013	1,851.61
52574016	Telephone AG	CS	9300011144	3/31/2013	1.02
52574016	Telephone AG	CS	9300011147	3/31/2013	12.99
52574016	Telephone AG	CS	9300011224	3/31/2013	5.80
52574016	Telephone AG	CS	9300011228	3/31/2013	10.15
52574016	Telephone AG	CS	9300011270	3/31/2013	471.70
52574016	Telephone AG	CS	9300011273	3/31/2013	98.00
52574016	Telephone AG	CS	9300011275	3/31/2013	236.25
52574016	Telephone AG	CS	9300011312	3/31/2013	60.55
52574016	Telephone AG	CS	9300011314	3/31/2013	1,004.93
52574016	Telephone AG	CS	9300011317	3/31/2013	43.06
52574016	Telephone AG	CS	9300011320	3/31/2013	43.75
52574016	Telephone AG	CS	9300011322	3/31/2013	389.07
52574016	Telephone AG	CS	9300011328	3/31/2013	7.48
52574016	Telephone AG	CS	9300011329	3/31/2013	51.95
52574100	Cell Phone	SV	100004445	3/31/2013	6,163.86
52574100	Cell Phone	CS	9300010845	3/31/2013	44.44
52574100	Cell Phone	CS	9300010866	3/31/2013	(930.11)
52574100	Cell Phone	CS	9300010868	3/31/2013	(45.88)
52574100	Cell Phone	CS	9300010883	3/31/2013	(14.95)
52574100	Cell Phone	CS	9300010887	3/31/2013	(249.65)
52574100	Cell Phone	CS	9300010894	3/31/2013	181.39
52574100	Cell Phone	CS	9300010896	3/31/2013	78.80
52574100	Cell Phone	CS	9300010898	3/31/2013	2.30
52574100	Cell Phone	CS	9300010899	3/31/2013	704.75
52574100	Cell Phone	CS	9300010902	3/31/2013	868.34
52574100	Cell Phone	CS	9300010906	3/31/2013	820.14
52574100	Cell Phone	CS	9300010909	3/31/2013	51.33
52574100	Cell Phone	CS	9300010911	3/31/2013	52.93
52574100	Cell Phone	CS	9300010914	3/31/2013	321.85
52574100	Cell Phone	CS	9300010916	3/31/2013	(221.06)
52574100	Cell Phone	CS	9300010917	3/31/2013	189.60
52574100	Cell Phone	CS	9300011113	3/31/2013	(174.14)
52574100	Cell Phone	CS	9300011142	3/31/2013	(44.91)
52574100	Cell Phone	CS	9300011145	3/31/2013	(328.65)
52574100	Cell Phone	CS	9300011147	3/31/2013	(170.20)
52574100	Cell Phone	CS	9300011214	3/31/2013	(69.58)
52574100	Cell Phone	CS	9300011223	3/31/2013	(247.87)
52574100	Cell Phone	CS	9300011224	3/31/2013	(116.33)

## Kentucky American Water Company

Case No. 2012-00520

Response to PSC DR1, Item 31

Account	Description	Doc Type	Document Number	Posting Date	Amount
52574100	Cell Phone	CS	9300011225	3/31/2013	(71.13)
52574100	Cell Phone	CS	9300011226	3/31/2013	(293.31)
52574100	Cell Phone	CS	9300011227	3/31/2013	(2,295.93)
52574100	Cell Phone	CS	9300011228	3/31/2013	(1,159.82)
52574100	Cell Phone	CS	9300011229	3/31/2013	(76.23)
52574100	Cell Phone	CS	9300011230	3/31/2013	(81.21)
52574100	Cell Phone	CS	9300011231	3/31/2013	(468.15)
52574100	Cell Phone	CS	9300011232	3/31/2013	(550.18)
52574100	Cell Phone	CS	9300011275	3/31/2013	(56.83)
52574100	Cell Phone	CS	9300011303	3/31/2013	(59.64)
52574100	Cell Phone	CS	9300011306	3/31/2013	(392.79)
52574100	Cell Phone	CS	9300011308	3/31/2013	(6.77)
52574100	Cell Phone	CS	9300011311	3/31/2013	(464.61)
52574100	Cell Phone	CS	9300011313	3/31/2013	(212.46)
52574100	Cell Phone	CS	9300011314	3/31/2013	(99.71)
52574100	Cell Phone	CS	9300011315	3/31/2013	(67.74)
52574100	Cell Phone	CS	9300011316	3/31/2013	(289.90)
52574100	Cell Phone	CS	9300011318	3/31/2013	(2,576.54)
52574100	Cell Phone	CS	9300011322	3/31/2013	(1,185.90)
52574100	Cell Phone	CS	9300011323	3/31/2013	(65.34)
52574100	Cell Phone	CS	9300011325	3/31/2013	(69.61)
52574100	Cell Phone	CS	9300011328	3/31/2013	(401.27)
52574100	Cell Phone	CS	9300011329	3/31/2013	(471.58)
52574113	Cell Phone WT	CS	9300010845	3/31/2013	(44.44)
52574113	Cell Phone WT	CS	9300011214	3/31/2013	69.58
52574113	Cell Phone WT	CS	9300011303	3/31/2013	59.64
52574114	Cell Phone TD	CS	9300010866	3/31/2013	930.11
52574114	Cell Phone TD	CS	9300010868	3/31/2013	45.88
52574114	Cell Phone TD	CS	9300011113	3/31/2013	174.14
52574114	Cell Phone TD	CS	9300011306	3/31/2013	392.79
52574114	Cell Phone TD	CS	9300011308	3/31/2013	6.77
52574115	Cell Phone CA	CS	9300010883	3/31/2013	14.95
52574115	Cell Phone CA	CS	9300010887	3/31/2013	249.65
52574115	Cell Phone CA	CS	9300011311	3/31/2013	464.61
52574116	Cell Phone AG	CS	9300010894	3/31/2013	(181.39)
52574116	Cell Phone AG	CS	9300010896	3/31/2013	(78.80)
52574116	Cell Phone AG	CS	9300010898	3/31/2013	(2.30)
52574116	Cell Phone AG	CS	9300010899	3/31/2013	(704.75)
52574116	Cell Phone AG	CS	9300010902	3/31/2013	(868.34)
52574116	Cell Phone AG	CS	9300010906	3/31/2013	(820.14)
52574116	Cell Phone AG	CS	9300010909	3/31/2013	(51.33)
52574116	Cell Phone AG	CS	9300010911	3/31/2013	(52.93)
52574116	Cell Phone AG	CS	9300010914	3/31/2013	(321.85)
52574116	Cell Phone AG	CS	9300010916	3/31/2013	221.06
52574116	Cell Phone AG	CS	9300010917	3/31/2013	(189.60)
52574116	Cell Phone AG	CS	9300011142	3/31/2013	44.91
52574116	Cell Phone AG	CS	9300011145	3/31/2013	328.65
52574116	Cell Phone AG	CS	9300011147	3/31/2013	170.20
52574116	Cell Phone AG	CS	9300011223	3/31/2013	247.87
52574116	Cell Phone AG	CS	9300011224	3/31/2013	116.33
52574116	Cell Phone AG	CS	9300011225	3/31/2013	71.13
52574116	Cell Phone AG	CS	9300011226	3/31/2013	293.31
52574116	Cell Phone AG	CS	9300011227	3/31/2013	2,295.93

## Kentucky American Water Company

Case No. 2012-00520

Response to PSC DR1, Item 31

Account	Description	Doc Type	Document Number	Posting Date	Amount
52574116	Cell Phone AG	CS	9300011228	3/31/2013	1,159.82
52574116	Cell Phone AG	CS	9300011229	3/31/2013	76.23
52574116	Cell Phone AG	CS	9300011230	3/31/2013	81.21
52574116	Cell Phone AG	CS	9300011231	3/31/2013	468.15
52574116	Cell Phone AG	CS	9300011232	3/31/2013	550.18
52574116	Cell Phone AG	CS	9300011275	3/31/2013	56.83
52574116	Cell Phone AG	CS	9300011313	3/31/2013	212.46
52574116	Cell Phone AG	CS	9300011314	3/31/2013	99.71
52574116	Cell Phone AG	CS	9300011315	3/31/2013	67.74
52574116	Cell Phone AG	CS	9300011316	3/31/2013	289.90
52574116	Cell Phone AG	CS	9300011318	3/31/2013	2,576.54
52574116	Cell Phone AG	CS	9300011322	3/31/2013	1,185.90
52574116	Cell Phone AG	CS	9300011323	3/31/2013	65.34
52574116	Cell Phone AG	CS	9300011325	3/31/2013	69.61
52574116	Cell Phone AG	CS	9300011328	3/31/2013	401.27
52574116	Cell Phone AG	CS	9300011329	3/31/2013	471.58
52578000	Trash Removal	SV	100004554	3/31/2013	362.67
52578000	Trash Removal	CS	9300010893	3/31/2013	(70.87)
52578000	Trash Removal	CS	9300010898	3/31/2013	(106.74)
52578000	Trash Removal	CS	9300010914	3/31/2013	(566.54)
52578000	Trash Removal	CS	9300010945	3/31/2013	(35.74)
52578000	Trash Removal	CS	9300011247	3/31/2013	(127.71)
52578000	Trash Removal	CS	9300012094	3/31/2013	(362.67)
52578013	Trash Removal WT	CS	9300010945	3/31/2013	35.74
52578013	Trash Removal WT	CS	9300011247	3/31/2013	127.71
52578014	Trash Removal TD	CS	9300012094	3/31/2013	362.67
52578016	Trash Removal AG	CS	9300010893	3/31/2013	70.87
52578016	Trash Removal AG	CS	9300010898	3/31/2013	106.74
52578016	Trash Removal AG	CS	9300010914	3/31/2013	566.54
52582000	Uniforms	CS	9300010824	3/31/2013	(69.19)
52582000	Uniforms	CS	9300010838	3/31/2013	(14.62)
52582000	Uniforms	CS	9300010841	3/31/2013	(273.76)
52582000	Uniforms	CS	9300010848	3/31/2013	(32.91)
52582000	Uniforms	CS	9300010860	3/31/2013	(45.55)
52582000	Uniforms	CS	9300010866	3/31/2013	(111.30)
52582000	Uniforms	CS	9300010917	3/31/2013	(203.52)
52582000	Uniforms	CS	9300010945	3/31/2013	(59.57)
52582000	Uniforms	CS	9300011077	3/31/2013	(147.40)
52582000	Uniforms	CS	9300011103	3/31/2013	(188.32)
52582000	Uniforms	CS	9300011113	3/31/2013	(2,302.32)
52582000	Uniforms	CS	9300011187	3/31/2013	(119.14)
52582000	Uniforms	CS	9300011263	3/31/2013	(1,011.87)
52582000	Uniforms	CS	9300011306	3/31/2013	(206.68)
52582013	Uniforms WT	CS	9300010824	3/31/2013	69.19
52582013	Uniforms WT	CS	9300010838	3/31/2013	14.62
52582013	Uniforms WT	CS	9300010841	3/31/2013	273.76
52582013	Uniforms WT	CS	9300010848	3/31/2013	32.91
52582013	Uniforms WT	CS	9300010945	3/31/2013	59.57
52582013	Uniforms WT	CS	9300011077	3/31/2013	147.40
52582013	Uniforms WT	CS	9300011103	3/31/2013	188.32
52582013	Uniforms WT	CS	9300011187	3/31/2013	119.14
52582014	Uniforms TD	CS	9300010860	3/31/2013	45.55
52582014	Uniforms TD	CS	9300010866	3/31/2013	111.30



## Kentucky American Water Company

Case No. 2012-00520

Response to PSC DR1, Item 31

Account	Description	Doc Type	Document Number	Posting Date	Amount
52582014	Uniforms TD	CS	9300011113	3/31/2013	2,302.32
52582014	Uniforms TD	CS	9300011263	3/31/2013	1,011.87
52582014	Uniforms TD	CS	9300011306	3/31/2013	206.68
52582016	Uniforms AG	CS	9300010917	3/31/2013	203.52
52583000	Water & WW	CS	9300010911	3/31/2013	550.19
52583000	Water & WW	CS	9300010952	3/31/2013	(5,575.84)
52583000	Water & WW	CS	9300011153	3/31/2013	(111.27)
52583000	Water & WW	CS	9300011230	3/31/2013	(33.32)
52583000	Water & WW	CS	9300011280	3/31/2013	(685.35)
52583011	Water & WW SS	CS	9300010952	3/31/2013	5,575.84
52583016	Water & WW AG	CS	9300010911	3/31/2013	(550.19)
52583016	Water & WW AG	CS	9300011153	3/31/2013	111.27
52583016	Water & WW AG	CS	9300011230	3/31/2013	33.32
52583016	Water & WW AG	CS	9300011280	3/31/2013	685.35
52801100	Indirect OH Clearing	SA	100004406	3/31/2013	119,871.10
52801100	Indirect OH Clearing	SA	100004446	3/31/2013	590.17
52801100	Indirect OH Clearing	SL	100004447	3/31/2013	74,497.07
52801100	Indirect OH Clearing	SA	100004571	3/31/2013	(3.07)
52801100	Indirect OH Clearing	UZ	2000001297	3/31/2013	(10,081.72)
52801100	Indirect OH Clearing	UZ	2000001298	3/31/2013	(64,415.35)
52801100	Indirect OH Clearing	UZ	2000001303	3/31/2013	(38,573.53)
52801100	Indirect OH Clearing	UZ	2000001304	3/31/2013	(81,887.74)
52801100	Indirect OH Clearing	UZ	2000001356	3/31/2013	3.07
52801200	Capital Accrual Clearing	SV	100004523	3/31/2013	36,000.00
52801200	Capital Accrual Clearing	SV	100004531	3/31/2013	183,307.84
52801200	Capital Accrual Clearing	SV	100004540	3/31/2013	99,521.48
52801200	Capital Accrual Clearing	UZ	2000001340	3/31/2013	(318,829.32)
52801200	Capital Accrual Clearing	UT	9300010822	3/31/2013	6,114.00
52805100	Indirect OH RWIP Clr	SA	100004406	3/31/2013	(773.79)
52805100	Indirect OH RWIP Clr	SL	100004447	3/31/2013	3,875.65
52805100	Indirect OH RWIP Clr	UZ	2000001297	3/31/2013	(42.78)
52805100	Indirect OH RWIP Clr	UZ	2000001298	3/31/2013	(3,832.87)
52805100	Indirect OH RWIP Clr	UZ	2000001303	3/31/2013	(490.78)
52805100	Indirect OH RWIP Clr	UZ	2000001304	3/31/2013	1,264.57
53150000	Contr Svc-Other	SV	100004470	3/31/2013	6,306.00
53150000	Contr Svc-Other	SV	100004477	3/31/2013	1,952.35
53150000	Contr Svc-Other	SV	100004512	3/31/2013	15,999.00
53150000	Contr Svc-Other	SV	100004554	3/31/2013	3,497.20
53150000	Contr Svc-Other	UZ	2000001303	3/31/2013	(13,724.88)
53150000	Contr Svc-Other	UT	9300010819	3/31/2013	(5,538.72)
53150000	Contr Svc-Other	UT	9300010822	3/31/2013	(7,140.60)
53150000	Contr Svc-Other	CS	9300010836	3/31/2013	(333.39)
53150000	Contr Svc-Other	CS	9300010838	3/31/2013	(184.03)
53150000	Contr Svc-Other	CS	9300010841	3/31/2013	(533.59)
53150000	Contr Svc-Other	CS	9300010843	3/31/2013	(313.76)
53150000	Contr Svc-Other	CS	9300010845	3/31/2013	(73.03)
53150000	Contr Svc-Other	CS	9300010848	3/31/2013	(1,925.75)
53150000	Contr Svc-Other	CS	9300010860	3/31/2013	(165.73)
53150000	Contr Svc-Other	CS	9300010866	3/31/2013	1,076.75
53150000	Contr Svc-Other	CS	9300010869	3/31/2013	(194.18)
53150000	Contr Svc-Other	CS	9300010887	3/31/2013	5,933.25
53150000	Contr Svc-Other	CS	9300010896	3/31/2013	(70.45)
53150000	Contr Svc-Other	CS	9300010902	3/31/2013	(904.11)

## Kentucky American Water Company

Case No. 2012-00520

Response to PSC DR1, Item 31

Account	Description	Doc Type	Document Number	Posting Date	Amount
53150000	Contr Svc-Other	CS	9300010904	3/31/2013	3,294.43
53150000	Contr Svc-Other	CS	9300010917	3/31/2013	5,204.91
53150000	Contr Svc-Other	CS	9300010922	3/31/2013	7,274.44
53150000	Contr Svc-Other	CS	9300010926	3/31/2013	(2,501.60)
53150000	Contr Svc-Other	CS	9300010942	3/31/2013	(181.26)
53150000	Contr Svc-Other	CS	9300010943	3/31/2013	(1,409.54)
53150000	Contr Svc-Other	CS	9300010944	3/31/2013	(216.55)
53150000	Contr Svc-Other	CS	9300010945	3/31/2013	(2,978.42)
53150000	Contr Svc-Other	CS	9300010955	3/31/2013	3,000.00
53150000	Contr Svc-Other	UT	9300011082	3/31/2013	(2,716.00)
53150000	Contr Svc-Other	CS	9300011083	3/31/2013	(328.07)
53150000	Contr Svc-Other	UT	9300011085	3/31/2013	(6,782.00)
53150000	Contr Svc-Other	UT	9300011087	3/31/2013	(18,644.75)
53150000	Contr Svc-Other	CS	9300011093	3/31/2013	(320.12)
53150000	Contr Svc-Other	CS	9300011096	3/31/2013	(507.21)
53150000	Contr Svc-Other	CS	9300011098	3/31/2013	(4,057.39)
53150000	Contr Svc-Other	CS	9300011111	3/31/2013	(84.27)
53150000	Contr Svc-Other	CS	9300011113	3/31/2013	(4,282.50)
53150000	Contr Svc-Other	CS	9300011132	3/31/2013	(6,348.58)
53150000	Contr Svc-Other	CS	9300011140	3/31/2013	(79.55)
53150000	Contr Svc-Other	CS	9300011155	3/31/2013	(195.00)
53150000	Contr Svc-Other	CS	9300011157	3/31/2013	(557.92)
53150000	Contr Svc-Other	CS	9300011167	3/31/2013	(5,180.25)
53150000	Contr Svc-Other	CS	9300011185	3/31/2013	(881.33)
53150000	Contr Svc-Other	CS	9300011186	3/31/2013	(106.00)
53150000	Contr Svc-Other	CS	9300011195	3/31/2013	(869.20)
53150000	Contr Svc-Other	UT	9300011198	3/31/2013	(104,939.23)
53150000	Contr Svc-Other	UT	9300011199	3/31/2013	(110,367.00)
53150000	Contr Svc-Other	UT	9300011201	3/31/2013	1,219.75
53150000	Contr Svc-Other	CS	9300011208	3/31/2013	(1,060.00)
53150000	Contr Svc-Other	CS	9300011216	3/31/2013	(35.32)
53150000	Contr Svc-Other	CS	9300011221	3/31/2013	415.33
53150000	Contr Svc-Other	CS	9300011232	3/31/2013	(365.70)
53150000	Contr Svc-Other	UT	9300011244	3/31/2013	0.30
53150000	Contr Svc-Other	CS	9300011245	3/31/2013	(30.00)
53150000	Contr Svc-Other	UT	9300011246	3/31/2013	(2,326.00)
53150000	Contr Svc-Other	CS	9300011254	3/31/2013	(102.57)
53150000	Contr Svc-Other	CS	9300011255	3/31/2013	(1,374.83)
53150000	Contr Svc-Other	CS	9300011257	3/31/2013	(6,781.58)
53150000	Contr Svc-Other	CS	9300011263	3/31/2013	(253.66)
53150000	Contr Svc-Other	CS	9300011292	3/31/2013	(268.94)
53150000	Contr Svc-Other	UT	9300011297	3/31/2013	5,117.33
53150000	Contr Svc-Other	CS	9300011300	3/31/2013	(1,386.00)
53150000	Contr Svc-Other	CS	9300011301	3/31/2013	(247.00)
53150000	Contr Svc-Other	CS	9300011329	3/31/2013	(329.56)
53150000	Contr Svc-Other	CS	9300011348	3/31/2013	(6,306.00)
53150000	Contr Svc-Other	CS	9300011350	3/31/2013	13,724.88
53150000	Contr Svc-Other	CS	9300011368	3/31/2013	(1,952.35)
53150000	Contr Svc-Other	CS	9300011434	3/31/2013	(5,304.00)
53150000	Contr Svc-Other	CS	9300011454	3/31/2013	(7,695.00)
53150000	Contr Svc-Other	CS	9300011473	3/31/2013	(3,000.00)
53150000	Contr Svc-Other	CS	9300012094	3/31/2013	(45.00)
53150000	Contr Svc-Other	CS	9300012095	3/31/2013	(2,930.20)

Kentucky American Water Company  
Case No. 2012-00520  
Response to PSC DR1, Item 31

Account	Description	Doc Type	Document Number	Posting Date	Amount
53150000	Contr Svc-Other	CS	9300012106	3/31/2013	(210.00)
53150000	Contr Svc-Other	CS	9300012112	3/31/2013	(312.00)
53150000	Contr Svc-Other	SR	9600000213	3/31/2013	8,258.98
53150011	Contr Svc-Other SS	CS	9300010836	3/31/2013	333.39
53150013	Contr Svc-Other WT	CS	9300010838	3/31/2013	184.03
53150013	Contr Svc-Other WT	CS	9300010841	3/31/2013	533.59
53150013	Contr Svc-Other WT	CS	9300010843	3/31/2013	313.76
53150013	Contr Svc-Other WT	CS	9300010845	3/31/2013	73.03
53150013	Contr Svc-Other WT	CS	9300010848	3/31/2013	1,925.75
53150013	Contr Svc-Other WT	CS	9300010945	3/31/2013	2,978.42
53150013	Contr Svc-Other WT	CS	9300011093	3/31/2013	320.12
53150013	Contr Svc-Other WT	CS	9300011096	3/31/2013	507.21
53150013	Contr Svc-Other WT	CS	9300011098	3/31/2013	4,057.39
53150013	Contr Svc-Other WT	CS	9300011208	3/31/2013	1,060.00
53150013	Contr Svc-Other WT	CS	9300011254	3/31/2013	102.57
53150013	Contr Svc-Other WT	CS	9300011255	3/31/2013	1,374.83
53150013	Contr Svc-Other WT	CS	9300011257	3/31/2013	6,781.58
53150013	Contr Svc-Other WT	CS	9300011300	3/31/2013	1,386.00
53150013	Contr Svc-Other WT	CS	9300011301	3/31/2013	247.00
53150014	Contr Svc-Other TD	CS	9300010860	3/31/2013	165.73
53150014	Contr Svc-Other TD	CS	9300010866	3/31/2013	(1,076.75)
53150014	Contr Svc-Other TD	CS	9300010869	3/31/2013	194.18
53150014	Contr Svc-Other TD	CS	9300011111	3/31/2013	84.27
53150014	Contr Svc-Other TD	CS	9300011113	3/31/2013	4,282.50
53150014	Contr Svc-Other TD	CS	9300011216	3/31/2013	35.32
53150014	Contr Svc-Other TD	CS	9300011263	3/31/2013	253.66
53150014	Contr Svc-Other TD	CS	9300011434	3/31/2013	5,304.00
53150014	Contr Svc-Other TD	CS	9300012094	3/31/2013	45.00
53150015	Contr Svc-Other CA	CS	9300010887	3/31/2013	(5,933.25)
53150015	Contr Svc-Other CA	CS	9300011132	3/31/2013	6,348.58
53150015	Contr Svc-Other CA	CS	9300011221	3/31/2013	(415.33)
53150015	Contr Svc-Other CA	CS	9300012095	3/31/2013	2,930.20
53150016	Contr Svc-Other AG	CS	9300010896	3/31/2013	70.45
53150016	Contr Svc-Other AG	CS	9300010902	3/31/2013	904.11
53150016	Contr Svc-Other AG	CS	9300010904	3/31/2013	(3,294.43)
53150016	Contr Svc-Other AG	CS	9300010917	3/31/2013	(5,204.91)
53150016	Contr Svc-Other AG	CS	9300011140	3/31/2013	79.55
53150016	Contr Svc-Other AG	CS	9300011155	3/31/2013	195.00
53150016	Contr Svc-Other AG	CS	9300011157	3/31/2013	557.92
53150016	Contr Svc-Other AG	CS	9300011232	3/31/2013	365.70
53150016	Contr Svc-Other AG	CS	9300011329	3/31/2013	329.56
53150016	Contr Svc-Other AG	CS	9300011348	3/31/2013	6,306.00
53150016	Contr Svc-Other AG	CS	9300011368	3/31/2013	1,952.35
53150016	Contr Svc-Other AG	CS	9300012106	3/31/2013	210.00
53152000	Contr Svc-Lab Testng	SV	100004512	3/31/2013	305.00
53154000	Contr Svc-Audit Fees	SA	100004461	3/31/2013	7,371.00
53154000	Contr Svc-Audit Fees	SA	100004582	3/31/2013	634.00
53155000	Contr Svc-Legal	SV	100004469	3/31/2013	100,239.90
53155000	Contr Svc-Legal	SV	100004554	3/31/2013	240.00
53155000	Contr Svc-Legal	UT	9300010823	3/31/2013	68,906.78
53155000	Contr Svc-Legal	UT	9300011086	3/31/2013	(37,663.50)
53155000	Contr Svc-Legal	UT	9300011200	3/31/2013	2,137.08
53155000	Contr Svc-Legal	UT	9300011355	3/31/2013	(78,880.10)

Kentucky American Water Company  
Case No. 2012-00520  
Response to PSC DR1, Item 31

Account	Description	Doc Type	Document Number	Posting Date	Amount
53401000	AWWSC Labor OPEX	CF	9300011475	3/31/2013	347.47
53401000	AWWSC Labor OPEX	CF	9300011477	3/31/2013	410.72
53401000	AWWSC Labor OPEX	CF	9300011478	3/31/2013	147.25
53401000	AWWSC Labor OPEX	CF	9300011479	3/31/2013	47.08
53401000	AWWSC Labor OPEX	CF	9300011480	3/31/2013	79.00
53401000	AWWSC Labor OPEX	CF	9300011482	3/31/2013	1,106.73
53401000	AWWSC Labor OPEX	CF	9300011483	3/31/2013	1,046.38
53401000	AWWSC Labor OPEX	CF	9300011484	3/31/2013	1,031.34
53401000	AWWSC Labor OPEX	CF	9300011485	3/31/2013	109.82
53401000	AWWSC Labor OPEX	CF	9300011492	3/31/2013	1,282.32
53401000	AWWSC Labor OPEX	CF	9300011493	3/31/2013	3,417.70
53401000	AWWSC Labor OPEX	CF	9300011494	3/31/2013	1,255.11
53401000	AWWSC Labor OPEX	CF	9300011495	3/31/2013	585.05
53401000	AWWSC Labor OPEX	CF	9300011496	3/31/2013	2,065.70
53401000	AWWSC Labor OPEX	CF	9300011497	3/31/2013	3,414.13
53401000	AWWSC Labor OPEX	CF	9300011498	3/31/2013	1,309.21
53401000	AWWSC Labor OPEX	CF	9300011499	3/31/2013	155.64
53401000	AWWSC Labor OPEX	CF	9300011500	3/31/2013	1,287.98
53401000	AWWSC Labor OPEX	CF	9300011502	3/31/2013	(24.41)
53401000	AWWSC Labor OPEX	CF	9300011503	3/31/2013	(846.02)
53401000	AWWSC Labor OPEX	CF	9300011504	3/31/2013	1,040.11
53401000	AWWSC Labor OPEX	CF	9300011505	3/31/2013	(267.15)
53401000	AWWSC Labor OPEX	CF	9300011506	3/31/2013	59.68
53401000	AWWSC Labor OPEX	CF	9300011507	3/31/2013	234.91
53401000	AWWSC Labor OPEX	CF	9300011508	3/31/2013	561.17
53401000	AWWSC Labor OPEX	CF	9300011509	3/31/2013	4,109.85
53401000	AWWSC Labor OPEX	CF	9300011510	3/31/2013	1,869.28
53401000	AWWSC Labor OPEX	CF	9300011511	3/31/2013	2,336.92
53401000	AWWSC Labor OPEX	CF	9300011512	3/31/2013	1,535.65
53401000	AWWSC Labor OPEX	CF	9300011513	3/31/2013	4,243.81
53401000	AWWSC Labor OPEX	CF	9300011514	3/31/2013	801.79
53401000	AWWSC Labor OPEX	CF	9300011515	3/31/2013	2,211.54
53401000	AWWSC Labor OPEX	CF	9300011516	3/31/2013	1,337.70
53401000	AWWSC Labor OPEX	CF	9300011517	3/31/2013	792.13
53401000	AWWSC Labor OPEX	CF	9300011518	3/31/2013	2,081.79
53401000	AWWSC Labor OPEX	CF	9300011519	3/31/2013	32.46
53401000	AWWSC Labor OPEX	CF	9300011520	3/31/2013	9.43
53401000	AWWSC Labor OPEX	CF	9300011521	3/31/2013	31.00
53401000	AWWSC Labor OPEX	CF	9300011522	3/31/2013	759.57
53401000	AWWSC Labor OPEX	CF	9300011523	3/31/2013	1,379.94
53401000	AWWSC Labor OPEX	CF	9300011528	3/31/2013	37.31
53401000	AWWSC Labor OPEX	CF	9300011529	3/31/2013	5.58
53401000	AWWSC Labor OPEX	CF	9300011530	3/31/2013	452.75
53401000	AWWSC Labor OPEX	CF	9300011534	3/31/2013	596.70
53401000	AWWSC Labor OPEX	CF	9300011535	3/31/2013	2,566.22
53401000	AWWSC Labor OPEX	CF	9300011536	3/31/2013	620.73
53401000	AWWSC Labor OPEX	CF	9300011537	3/31/2013	3,487.65
53401000	AWWSC Labor OPEX	CF	9300011539	3/31/2013	1,019.06
53401000	AWWSC Labor OPEX	CF	9300011540	3/31/2013	352.69
53401000	AWWSC Labor OPEX	CF	9300011541	3/31/2013	1,448.13
53401000	AWWSC Labor OPEX	CF	9300011542	3/31/2013	171.45
53401000	AWWSC Labor OPEX	CF	9300011543	3/31/2013	4,690.28
53401000	AWWSC Labor OPEX	CF	9300011544	3/31/2013	876.26

## Kentucky American Water Company

Case No. 2012-00520

Response to PSC DR1, Item 31

Account	Description	Doc Type	Document Number	Posting Date	Amount
53401000	AWWSC Labor OPEX	CF	9300011545	3/31/2013	1,232.51
53401000	AWWSC Labor OPEX	CF	9300011546	3/31/2013	397.44
53401000	AWWSC Labor OPEX	CF	9300011548	3/31/2013	21.74
53401000	AWWSC Labor OPEX	CF	9300011549	3/31/2013	2,528.19
53401000	AWWSC Labor OPEX	CF	9300011550	3/31/2013	607.06
53401000	AWWSC Labor OPEX	CF	9300011551	3/31/2013	6,148.94
53401000	AWWSC Labor OPEX	CF	9300011552	3/31/2013	54,651.37
53401000	AWWSC Labor OPEX	CF	9300011555	3/31/2013	20.74
53401000	AWWSC Labor OPEX	CF	9300011556	3/31/2013	348.53
53401000	AWWSC Labor OPEX	CF	9300011557	3/31/2013	852.35
53401000	AWWSC Labor OPEX	CF	9300011558	3/31/2013	328.84
53401000	AWWSC Labor OPEX	CF	9300011559	3/31/2013	313.60
53401000	AWWSC Labor OPEX	CF	9300011560	3/31/2013	(522.06)
53401000	AWWSC Labor OPEX	CF	9300011561	3/31/2013	634.72
53401000	AWWSC Labor OPEX	CF	9300011562	3/31/2013	2,423.97
53401000	AWWSC Labor OPEX	CF	9300011563	3/31/2013	533.29
53401000	AWWSC Labor OPEX	CF	9300011564	3/31/2013	1,719.59
53401000	AWWSC Labor OPEX	CF	9300011565	3/31/2013	1,915.66
53401000	AWWSC Labor OPEX	CF	9300011566	3/31/2013	(2,305.16)
53401000	AWWSC Labor OPEX	CF	9300011567	3/31/2013	(23,446.58)
53401000	AWWSC Labor OPEX	CF	9300011568	3/31/2013	(667.07)
53401000	AWWSC Labor OPEX	CF	9300011569	3/31/2013	1,083.05
53401000	AWWSC Labor OPEX	CF	9300011570	3/31/2013	1,357.88
53401000	AWWSC Labor OPEX	CF	9300011571	3/31/2013	377.21
53401000	AWWSC Labor OPEX	CF	9300011572	3/31/2013	1,128.81
53401000	AWWSC Labor OPEX	CF	9300011573	3/31/2013	491.60
53401000	AWWSC Labor OPEX	CF	9300011576	3/31/2013	187.59
53401000	AWWSC Labor OPEX	CF	9300011577	3/31/2013	2,284.12
53401000	AWWSC Labor OPEX	CF	9300011578	3/31/2013	20,465.35
53401000	AWWSC Labor OPEX	CF	9300011580	3/31/2013	69.29
53401000	AWWSC Labor OPEX	CF	9300011581	3/31/2013	13,619.73
53401000	AWWSC Labor OPEX	CF	9300011584	3/31/2013	604.19
53401000	AWWSC Labor OPEX	CF	9300011586	3/31/2013	1,287.58
53401000	AWWSC Labor OPEX	CF	9300011587	3/31/2013	42.47
53401000	AWWSC Labor OPEX	CF	9300011588	3/31/2013	992.97
53401000	AWWSC Labor OPEX	CF	9300011589	3/31/2013	742.18
53401000	AWWSC Labor OPEX	CF	9300011590	3/31/2013	834.64
53401000	AWWSC Labor OPEX	CF	9300011591	3/31/2013	568.45
53401000	AWWSC Labor OPEX	CF	9300011596	3/31/2013	2,517.20
53401000	AWWSC Labor OPEX	CF	9300011597	3/31/2013	(149.45)
53401000	AWWSC Labor OPEX	CF	9300011598	3/31/2013	1,827.07
53401000	AWWSC Labor OPEX	CF	9300011599	3/31/2013	1,586.10
53401000	AWWSC Labor OPEX	CF	9300011600	3/31/2013	353.50
53401000	AWWSC Labor OPEX	CF	9300011601	3/31/2013	1,016.26
53401000	AWWSC Labor OPEX	CF	9300011602	3/31/2013	343.18
53401000	AWWSC Labor OPEX	CF	9300011603	3/31/2013	75.73
53401000	AWWSC Labor OPEX	CF	9300011605	3/31/2013	58.94
53401000	AWWSC Labor OPEX	CF	9300011606	3/31/2013	987.49
53401000	AWWSC Labor OPEX	CF	9300011607	3/31/2013	72.79
53401000	AWWSC Labor OPEX	CF	9300011608	3/31/2013	59.59
53401000	AWWSC Labor OPEX	CF	9300011610	3/31/2013	1,473.33
53401000	AWWSC Labor OPEX	CF	9300011612	3/31/2013	787.65
53401000	AWWSC Labor OPEX	CF	9300011613	3/31/2013	2,076.26

## Kentucky American Water Company

Case No. 2012-00520

Response to PSC DR1, Item 31

Account	Description	Doc Type	Document Number	Posting Date	Amount
53401000	AWWSC Labor OPEX	CF	9300011614	3/31/2013	105.42
53401000	AWWSC Labor OPEX	CF	9300011615	3/31/2013	89.20
53401000	AWWSC Labor OPEX	CF	9300011616	3/31/2013	2,259.00
53401000	AWWSC Labor OPEX	CF	9300011617	3/31/2013	115.67
53401000	AWWSC Labor OPEX	CF	9300011618	3/31/2013	376.56
53401000	AWWSC Labor OPEX	CF	9300011619	3/31/2013	(85.24)
53401000	AWWSC Labor OPEX	CF	9300011621	3/31/2013	157.25
53401000	AWWSC Labor OPEX	CF	9300011622	3/31/2013	558.56
53401000	AWWSC Labor OPEX	CF	9300011623	3/31/2013	86.47
53401000	AWWSC Labor OPEX	CF	9300011624	3/31/2013	3,716.16
53401000	AWWSC Labor OPEX	CF	9300011625	3/31/2013	225.65
53401000	AWWSC Labor OPEX	CF	9300011627	3/31/2013	1,058.20
53401000	AWWSC Labor OPEX	CF	9300011630	3/31/2013	26.44
53401000	AWWSC Labor OPEX	CF	9300011631	3/31/2013	252.75
53401000	AWWSC Labor OPEX	CF	9300011632	3/31/2013	194.67
53401000	AWWSC Labor OPEX	CF	9300011633	3/31/2013	12.45
53401000	AWWSC Labor OPEX	CF	9300011634	3/31/2013	1,502.87
53401000	AWWSC Labor OPEX	CF	9300011636	3/31/2013	1,193.56
53401000	AWWSC Labor OPEX	CF	9300011638	3/31/2013	(44.44)
53401000	AWWSC Labor OPEX	CF	9300011639	3/31/2013	(13.52)
53401000	AWWSC Labor OPEX	CF	9300011640	3/31/2013	(0.09)
53401000	AWWSC Labor OPEX	CF	9300011641	3/31/2013	143.86
53401000	AWWSC Labor OPEX	CF	9300011642	3/31/2013	1,544.48
53401000	AWWSC Labor OPEX	CF	9300011643	3/31/2013	92.22
53401000	AWWSC Labor OPEX	CF	9300011644	3/31/2013	47.06
53401000	AWWSC Labor OPEX	CF	9300011833	3/31/2013	639.78
53401000	AWWSC Labor OPEX	CF	9300011834	3/31/2013	620.49
53401000	AWWSC Labor OPEX	CF	9300011836	3/31/2013	2,541.35
53401000	AWWSC Labor OPEX	CF	9300011837	3/31/2013	4,627.57
53401000	AWWSC Labor OPEX	CF	9300011838	3/31/2013	(1.50)
53401000	AWWSC Labor OPEX	CF	9300011839	3/31/2013	37.32
53401000	AWWSC Labor OPEX	CF	9300011840	3/31/2013	838.15
53401000	AWWSC Labor OPEX	CF	9300011853	3/31/2013	1,144.21
53401000	AWWSC Labor OPEX	CF	9300011854	3/31/2013	1,119.91
53401000	AWWSC Labor OPEX	CF	9300011855	3/31/2013	2,281.17
53401000	AWWSC Labor OPEX	CF	9300011856	3/31/2013	1,618.93
53401000	AWWSC Labor OPEX	CF	9300011857	3/31/2013	1,419.48
53401000	AWWSC Labor OPEX	CF	9300011858	3/31/2013	1,891.55
53401000	AWWSC Labor OPEX	CF	9300011859	3/31/2013	1,965.16
53401000	AWWSC Labor OPEX	CF	9300011860	3/31/2013	22.67
53401000	AWWSC Labor OPEX	CF	9300011861	3/31/2013	251.76
53401000	AWWSC Labor OPEX	CF	9300011862	3/31/2013	3,785.45
53401000	AWWSC Labor OPEX	CF	9300011863	3/31/2013	1,917.49
53401000	AWWSC Labor OPEX	CF	9300011864	3/31/2013	1,380.89
53401000	AWWSC Labor OPEX	CF	9300011865	3/31/2013	2,303.67
53401000	AWWSC Labor OPEX	CF	9300011866	3/31/2013	(2,209.74)
53401000	AWWSC Labor OPEX	CF	9300011867	3/31/2013	286.30
53401000	AWWSC Labor OPEX	CF	9300011868	3/31/2013	226.39
53401000	AWWSC Labor OPEX	CF	9300011870	3/31/2013	164.79
53401000	AWWSC Labor OPEX	CF	9300011871	3/31/2013	44.82
53401000	AWWSC Labor OPEX	CF	9300011872	3/31/2013	0.99
53401000	AWWSC Labor OPEX	CF	9300011873	3/31/2013	2.00
53401000	AWWSC Labor OPEX	CF	9300011875	3/31/2013	8.20

## Kentucky American Water Company

Case No. 2012-00520

Response to PSC DR1, Item 31

Account	Description	Doc Type	Document Number	Posting Date	Amount
53401000	AWWSC Labor OPEX	CF	9300011876	3/31/2013	6.35
53401000	AWWSC Labor OPEX	CF	9300011877	3/31/2013	221.59
53401000	AWWSC Labor OPEX	CF	9300011878	3/31/2013	39.47
53401000	AWWSC Labor OPEX	CF	9300011879	3/31/2013	49.72
53401000	AWWSC Labor OPEX	CF	9300011880	3/31/2013	331.22
53401000	AWWSC Labor OPEX	CF	9300011883	3/31/2013	(70.13)
53401000	AWWSC Labor OPEX	CF	9300011885	3/31/2013	314.88
53401000	AWWSC Labor OPEX	CF	9300011886	3/31/2013	17.20
53401000	AWWSC Labor OPEX	CF	9300011887	3/31/2013	(6.82)
53401000	AWWSC Labor OPEX	CF	9300011888	3/31/2013	37.52
53401000	AWWSC Labor OPEX	CF	9300011890	3/31/2013	70.88
53401000	AWWSC Labor OPEX	CF	9300011891	3/31/2013	172.56
53401000	AWWSC Labor OPEX	CF	9300011892	3/31/2013	633.53
53401000	AWWSC Labor OPEX	CF	9300011893	3/31/2013	2.49
53401000	AWWSC Labor OPEX	CF	9300011900	3/31/2013	436.04
53401000	AWWSC Labor OPEX	CF	9300011901	3/31/2013	16.99
53401000	AWWSC Labor OPEX	CF	9300011902	3/31/2013	2,438.92
53401000	AWWSC Labor OPEX	CF	9300011903	3/31/2013	11,900.15
53401000	AWWSC Labor OPEX	CF	9300011904	3/31/2013	3,402.80
53401000	AWWSC Labor OPEX	CF	9300011905	3/31/2013	695.43
53401000	AWWSC Labor OPEX	CF	9300011906	3/31/2013	173.09
53401000	AWWSC Labor OPEX	CF	9300011907	3/31/2013	169.12
53401000	AWWSC Labor OPEX	CF	9300011908	3/31/2013	5,129.28
53401000	AWWSC Labor OPEX	CF	9300011909	3/31/2013	12.17
53401000	AWWSC Labor OPEX	CF	9300011910	3/31/2013	2,434.59
53401000	AWWSC Labor OPEX	CF	9300011911	3/31/2013	937.05
53401000	AWWSC Labor OPEX	CF	9300011912	3/31/2013	2,950.33
53401000	AWWSC Labor OPEX	CF	9300011913	3/31/2013	1,548.87
53401000	AWWSC Labor OPEX	CF	9300011914	3/31/2013	479.85
53401000	AWWSC Labor OPEX	CF	9300011916	3/31/2013	(30.57)
53401000	AWWSC Labor OPEX	CF	9300011917	3/31/2013	631.00
53401000	AWWSC Labor OPEX	CF	9300011918	3/31/2013	7,197.67
53401000	AWWSC Labor OPEX	CF	9300011920	3/31/2013	2,194.42
53401000	AWWSC Labor OPEX	CF	9300011921	3/31/2013	2,405.30
53401000	AWWSC Labor OPEX	CF	9300011922	3/31/2013	4,123.23
53401000	AWWSC Labor OPEX	CF	9300011924	3/31/2013	654.27
53401000	AWWSC Labor OPEX	CF	9300011926	3/31/2013	1,744.80
53401000	AWWSC Labor OPEX	CF	9300011927	3/31/2013	685.79
53401000	AWWSC Labor OPEX	CF	9300011928	3/31/2013	2,134.30
53401000	AWWSC Labor OPEX	CF	9300011929	3/31/2013	3,273.38
53401000	AWWSC Labor OPEX	CF	9300011931	3/31/2013	68.63
53401000	AWWSC Labor OPEX	CF	9300011932	3/31/2013	73.74
53401000	AWWSC Labor OPEX	CF	9300011933	3/31/2013	7.19
53401000	AWWSC Labor OPEX	CF	9300011934	3/31/2013	29.58
53401000	AWWSC Labor OPEX	CF	9300011935	3/31/2013	130.56
53401000	AWWSC Labor OPEX	CF	9300011936	3/31/2013	2,992.97
53401000	AWWSC Labor OPEX	CF	9300011937	3/31/2013	3,346.33
53401000	AWWSC Labor OPEX	CF	9300011938	3/31/2013	8,351.10
53401000	AWWSC Labor OPEX	CF	9300011939	3/31/2013	4,730.53
53401000	AWWSC Labor OPEX	CF	9300011942	3/31/2013	2,815.00
53401000	AWWSC Labor OPEX	CF	9300011943	3/31/2013	1,097.82
53401000	AWWSC Labor OPEX	CF	9300011944	3/31/2013	269.35
53401000	AWWSC Labor OPEX	CF	9300011945	3/31/2013	435.41

## Kentucky American Water Company

Case No. 2012-00520

Response to PSC DR1, Item 31

Account	Description	Doc Type	Document Number	Posting Date	Amount
53401000	AWWSC Labor OPEX	CF	9300011946	3/31/2013	3,770.85
53401000	AWWSC Labor OPEX	CF	9300011947	3/31/2013	(99.36)
53401000	AWWSC Labor OPEX	CF	9300011948	3/31/2013	(912.21)
53401000	AWWSC Labor OPEX	CF	9300011949	3/31/2013	(3,926.74)
53401000	AWWSC Labor OPEX	CF	9300011950	3/31/2013	2,522.69
53401000	AWWSC Labor OPEX	CF	9300011951	3/31/2013	119.67
53401000	AWWSC Labor OPEX	CF	9300011952	3/31/2013	442.01
53401000	AWWSC Labor OPEX	CF	9300011953	3/31/2013	(92.20)
53401000	AWWSC Labor OPEX	CF	9300011954	3/31/2013	56.90
53401000	AWWSC Labor OPEX	CF	9300012052	3/31/2013	16.88
53401000	AWWSC Labor OPEX	CF	9300012053	3/31/2013	363.56
53401000	AWWSC Labor OPEX	CF	9300012054	3/31/2013	708.72
53401000	AWWSC Labor OPEX	CF	9300012055	3/31/2013	869.26
53401000	AWWSC Labor OPEX	CF	9300012056	3/31/2013	308.87
53401000	AWWSC Labor OPEX	CF	9300012057	3/31/2013	1,057.82
53401000	AWWSC Labor OPEX	CF	9300012058	3/31/2013	401.55
53401000	AWWSC Labor OPEX	CF	9300012059	3/31/2013	181.54
53401000	AWWSC Labor OPEX	CF	9300012060	3/31/2013	493.59
53401000	AWWSC Labor OPEX	CF	9300012061	3/31/2013	584.88
53401000	AWWSC Labor OPEX	CF	9300012062	3/31/2013	413.42
53401000	AWWSC Labor OPEX	CF	9300012063	3/31/2013	839.27
53401000	AWWSC Labor OPEX	CF	9300012064	3/31/2013	760.92
53401000	AWWSC Labor OPEX	CF	9300012065	3/31/2013	1,572.95
53401000	AWWSC Labor OPEX	CF	9300012066	3/31/2013	807.23
53401000	AWWSC Labor OPEX	CF	9300012067	3/31/2013	654.40
53401000	AWWSC Labor OPEX	CF	9300012068	3/31/2013	171.12
53401000	AWWSC Labor OPEX	CF	9300012069	3/31/2013	(230.34)
53401000	AWWSC Labor OPEX	CF	9300012070	3/31/2013	(1.49)
53401000	AWWSC Labor OPEX	CF	9300012071	3/31/2013	(51.26)
53401000	AWWSC Labor OPEX	CF	9300012072	3/31/2013	334.71
53401000	AWWSC Labor OPEX	CF	9300012073	3/31/2013	35.00
53401000	AWWSC Labor OPEX	CF	9300012074	3/31/2013	953.89
53401000	AWWSC Labor OPEX	CF	9300012075	3/31/2013	799.97
53401000	AWWSC Labor OPEX	CF	9300012076	3/31/2013	(5.34)
53401000	AWWSC Labor OPEX	CF	9300012077	3/31/2013	1.03
53401100	AWWSC Pension OPEX	CF	9300012052	3/31/2013	681.61
53401100	AWWSC Pension OPEX	CF	9300012053	3/31/2013	224.69
53401100	AWWSC Pension OPEX	CF	9300012054	3/31/2013	810.18
53401100	AWWSC Pension OPEX	CF	9300012055	3/31/2013	439.02
53401100	AWWSC Pension OPEX	CF	9300012056	3/31/2013	851.18
53401100	AWWSC Pension OPEX	CF	9300012057	3/31/2013	980.05
53401100	AWWSC Pension OPEX	CF	9300012058	3/31/2013	1,717.20
53401100	AWWSC Pension OPEX	CF	9300012059	3/31/2013	2,611.12
53401100	AWWSC Pension OPEX	CF	9300012061	3/31/2013	157.78
53401100	AWWSC Pension OPEX	CF	9300012062	3/31/2013	446.99
53401100	AWWSC Pension OPEX	CF	9300012063	3/31/2013	597.74
53401100	AWWSC Pension OPEX	CF	9300012064	3/31/2013	2,168.99
53401100	AWWSC Pension OPEX	CF	9300012065	3/31/2013	10,994.79
53401100	AWWSC Pension OPEX	CF	9300012066	3/31/2013	5,365.88
53401100	AWWSC Pension OPEX	CF	9300012067	3/31/2013	481.19
53401100	AWWSC Pension OPEX	CF	9300012068	3/31/2013	587.14
53401100	AWWSC Pension OPEX	CF	9300012069	3/31/2013	427.32
53401100	AWWSC Pension OPEX	CF	9300012070	3/31/2013	538.85



## Kentucky American Water Company

Case No. 2012-00520

Response to PSC DR1, Item 31

Account	Description	Doc Type	Document Number	Posting Date	Amount
53401100	AWWSC Pension OPEX	CF	9300012071	3/31/2013	776.01
53401100	AWWSC Pension OPEX	CF	9300012072	3/31/2013	76.92
53401100	AWWSC Pension OPEX	CF	9300012073	3/31/2013	30.90
53401100	AWWSC Pension OPEX	CF	9300012074	3/31/2013	2,872.97
53401100	AWWSC Pension OPEX	CF	9300012075	3/31/2013	5,667.00
53401100	AWWSC Pension OPEX	CF	9300012076	3/31/2013	566.56
53401100	AWWSC Pension OPEX	CF	9300012077	3/31/2013	4.57
53401200	AWWSC Group Ins OPEX	CF	9300011475	3/31/2013	43.14
53401200	AWWSC Group Ins OPEX	CF	9300011477	3/31/2013	55.78
53401200	AWWSC Group Ins OPEX	CF	9300011478	3/31/2013	12.95
53401200	AWWSC Group Ins OPEX	CF	9300011479	3/31/2013	6.22
53401200	AWWSC Group Ins OPEX	CF	9300011480	3/31/2013	1.69
53401200	AWWSC Group Ins OPEX	CF	9300011482	3/31/2013	50.57
53401200	AWWSC Group Ins OPEX	CF	9300011483	3/31/2013	24.53
53401200	AWWSC Group Ins OPEX	CF	9300011484	3/31/2013	193.13
53401200	AWWSC Group Ins OPEX	CF	9300011485	3/31/2013	3.72
53401200	AWWSC Group Ins OPEX	CF	9300011492	3/31/2013	90.84
53401200	AWWSC Group Ins OPEX	CF	9300011493	3/31/2013	515.48
53401200	AWWSC Group Ins OPEX	CF	9300011494	3/31/2013	135.61
53401200	AWWSC Group Ins OPEX	CF	9300011495	3/31/2013	110.60
53401200	AWWSC Group Ins OPEX	CF	9300011496	3/31/2013	309.10
53401200	AWWSC Group Ins OPEX	CF	9300011497	3/31/2013	295.53
53401200	AWWSC Group Ins OPEX	CF	9300011498	3/31/2013	93.56
53401200	AWWSC Group Ins OPEX	CF	9300011499	3/31/2013	2.52
53401200	AWWSC Group Ins OPEX	CF	9300011500	3/31/2013	115.83
53401200	AWWSC Group Ins OPEX	CF	9300011502	3/31/2013	(16.40)
53401200	AWWSC Group Ins OPEX	CF	9300011504	3/31/2013	180.79
53401200	AWWSC Group Ins OPEX	CF	9300011509	3/31/2013	412.79
53401200	AWWSC Group Ins OPEX	CF	9300011510	3/31/2013	100.01
53401200	AWWSC Group Ins OPEX	CF	9300011511	3/31/2013	273.37
53401200	AWWSC Group Ins OPEX	CF	9300011512	3/31/2013	186.30
53401200	AWWSC Group Ins OPEX	CF	9300011513	3/31/2013	407.49
53401200	AWWSC Group Ins OPEX	CF	9300011514	3/31/2013	47.05
53401200	AWWSC Group Ins OPEX	CF	9300011515	3/31/2013	187.61
53401200	AWWSC Group Ins OPEX	CF	9300011516	3/31/2013	28.70
53401200	AWWSC Group Ins OPEX	CF	9300011518	3/31/2013	155.10
53401200	AWWSC Group Ins OPEX	CF	9300011519	3/31/2013	3.47
53401200	AWWSC Group Ins OPEX	CF	9300011522	3/31/2013	17.46
53401200	AWWSC Group Ins OPEX	CF	9300011523	3/31/2013	62.89
53401200	AWWSC Group Ins OPEX	CF	9300011528	3/31/2013	4.39
53401200	AWWSC Group Ins OPEX	CF	9300011529	3/31/2013	0.60
53401200	AWWSC Group Ins OPEX	CF	9300011534	3/31/2013	38.60
53401200	AWWSC Group Ins OPEX	CF	9300011535	3/31/2013	260.33
53401200	AWWSC Group Ins OPEX	CF	9300011537	3/31/2013	51.32
53401200	AWWSC Group Ins OPEX	CF	9300011543	3/31/2013	479.72
53401200	AWWSC Group Ins OPEX	CF	9300011545	3/31/2013	98.02
53401200	AWWSC Group Ins OPEX	CF	9300011548	3/31/2013	2.32
53401200	AWWSC Group Ins OPEX	CF	9300011549	3/31/2013	297.14
53401200	AWWSC Group Ins OPEX	CF	9300011550	3/31/2013	41.76
53401200	AWWSC Group Ins OPEX	CF	9300011551	3/31/2013	1,568.92
53401200	AWWSC Group Ins OPEX	CF	9300011552	3/31/2013	14,069.36
53401200	AWWSC Group Ins OPEX	CF	9300011555	3/31/2013	2.98
53401200	AWWSC Group Ins OPEX	CF	9300011556	3/31/2013	46.35

## Kentucky American Water Company

Case No. 2012-00520

Response to PSC DR1, Item 31

Account	Description	Doc Type	Document Number	Posting Date	Amount
53401200	AWWSC Group Ins OPEX	CF	9300011557	3/31/2013	136.09
53401200	AWWSC Group Ins OPEX	CF	9300011558	3/31/2013	11.16
53401200	AWWSC Group Ins OPEX	CF	9300011559	3/31/2013	84.49
53401200	AWWSC Group Ins OPEX	CF	9300011560	3/31/2013	(83.54)
53401200	AWWSC Group Ins OPEX	CF	9300011561	3/31/2013	43.97
53401200	AWWSC Group Ins OPEX	CF	9300011562	3/31/2013	513.81
53401200	AWWSC Group Ins OPEX	CF	9300011563	3/31/2013	74.75
53401200	AWWSC Group Ins OPEX	CF	9300011564	3/31/2013	175.18
53401200	AWWSC Group Ins OPEX	CF	9300011565	3/31/2013	377.63
53401200	AWWSC Group Ins OPEX	CF	9300011566	3/31/2013	(505.63)
53401200	AWWSC Group Ins OPEX	CF	9300011567	3/31/2013	(6,210.24)
53401200	AWWSC Group Ins OPEX	CF	9300011568	3/31/2013	(238.05)
53401200	AWWSC Group Ins OPEX	CF	9300011569	3/31/2013	141.56
53401200	AWWSC Group Ins OPEX	CF	9300011570	3/31/2013	38.24
53401200	AWWSC Group Ins OPEX	CF	9300011571	3/31/2013	81.31
53401200	AWWSC Group Ins OPEX	CF	9300011572	3/31/2013	112.77
53401200	AWWSC Group Ins OPEX	CF	9300011573	3/31/2013	78.54
53401200	AWWSC Group Ins OPEX	CF	9300011576	3/31/2013	1.14
53401200	AWWSC Group Ins OPEX	CF	9300011577	3/31/2013	147.94
53401200	AWWSC Group Ins OPEX	CF	9300011578	3/31/2013	4,599.53
53401200	AWWSC Group Ins OPEX	CF	9300011580	3/31/2013	20.51
53401200	AWWSC Group Ins OPEX	CF	9300011581	3/31/2013	2,981.99
53401200	AWWSC Group Ins OPEX	CF	9300011584	3/31/2013	10.26
53401200	AWWSC Group Ins OPEX	CF	9300011586	3/31/2013	194.94
53401200	AWWSC Group Ins OPEX	CF	9300011587	3/31/2013	10.28
53401200	AWWSC Group Ins OPEX	CF	9300011588	3/31/2013	82.98
53401200	AWWSC Group Ins OPEX	CF	9300011589	3/31/2013	99.68
53401200	AWWSC Group Ins OPEX	CF	9300011590	3/31/2013	147.21
53401200	AWWSC Group Ins OPEX	CF	9300011591	3/31/2013	101.29
53401200	AWWSC Group Ins OPEX	CF	9300011596	3/31/2013	318.70
53401200	AWWSC Group Ins OPEX	CF	9300011597	3/31/2013	(7.63)
53401200	AWWSC Group Ins OPEX	CF	9300011598	3/31/2013	166.82
53401200	AWWSC Group Ins OPEX	CF	9300011599	3/31/2013	102.28
53401200	AWWSC Group Ins OPEX	CF	9300011600	3/31/2013	43.88
53401200	AWWSC Group Ins OPEX	CF	9300011601	3/31/2013	65.03
53401200	AWWSC Group Ins OPEX	CF	9300011602	3/31/2013	4.19
53401200	AWWSC Group Ins OPEX	CF	9300011603	3/31/2013	11.90
53401200	AWWSC Group Ins OPEX	CF	9300011605	3/31/2013	6.49
53401200	AWWSC Group Ins OPEX	CF	9300011606	3/31/2013	47.35
53401200	AWWSC Group Ins OPEX	CF	9300011607	3/31/2013	10.33
53401200	AWWSC Group Ins OPEX	CF	9300011608	3/31/2013	0.30
53401200	AWWSC Group Ins OPEX	CF	9300011610	3/31/2013	157.75
53401200	AWWSC Group Ins OPEX	CF	9300011612	3/31/2013	60.57
53401200	AWWSC Group Ins OPEX	CF	9300011613	3/31/2013	134.62
53401200	AWWSC Group Ins OPEX	CF	9300011614	3/31/2013	0.46
53401200	AWWSC Group Ins OPEX	CF	9300011615	3/31/2013	4.19
53401200	AWWSC Group Ins OPEX	CF	9300011616	3/31/2013	230.08
53401200	AWWSC Group Ins OPEX	CF	9300011617	3/31/2013	0.80
53401200	AWWSC Group Ins OPEX	CF	9300011618	3/31/2013	75.78
53401200	AWWSC Group Ins OPEX	CF	9300011619	3/31/2013	(28.72)
53401200	AWWSC Group Ins OPEX	CF	9300011621	3/31/2013	22.28
53401200	AWWSC Group Ins OPEX	CF	9300011622	3/31/2013	91.42
53401200	AWWSC Group Ins OPEX	CF	9300011623	3/31/2013	2.44

## Kentucky American Water Company

Case No. 2012-00520

Response to PSC DR1, Item 31

Account	Description	Doc Type	Document Number	Posting Date	Amount
53401200	AWWSC Group Ins OPEX	CF	9300011624	3/31/2013	462.90
53401200	AWWSC Group Ins OPEX	CF	9300011625	3/31/2013	43.02
53401200	AWWSC Group Ins OPEX	CF	9300011627	3/31/2013	5.06
53401200	AWWSC Group Ins OPEX	CF	9300011630	3/31/2013	4.40
53401200	AWWSC Group Ins OPEX	CF	9300011631	3/31/2013	40.04
53401200	AWWSC Group Ins OPEX	CF	9300011632	3/31/2013	25.67
53401200	AWWSC Group Ins OPEX	CF	9300011633	3/31/2013	(2.25)
53401200	AWWSC Group Ins OPEX	CF	9300011634	3/31/2013	72.41
53401200	AWWSC Group Ins OPEX	CF	9300011636	3/31/2013	122.24
53401200	AWWSC Group Ins OPEX	CF	9300011638	3/31/2013	(6.02)
53401200	AWWSC Group Ins OPEX	CF	9300011639	3/31/2013	(0.15)
53401200	AWWSC Group Ins OPEX	CF	9300011641	3/31/2013	14.45
53401200	AWWSC Group Ins OPEX	CF	9300011642	3/31/2013	204.90
53401200	AWWSC Group Ins OPEX	CF	9300011643	3/31/2013	8.96
53401200	AWWSC Group Ins OPEX	CF	9300011644	3/31/2013	2.36
53401200	AWWSC Group Ins OPEX	CF	9300011833	3/31/2013	1.58
53401200	AWWSC Group Ins OPEX	CF	9300011834	3/31/2013	43.21
53401200	AWWSC Group Ins OPEX	CF	9300011836	3/31/2013	169.04
53401200	AWWSC Group Ins OPEX	CF	9300011837	3/31/2013	269.65
53401200	AWWSC Group Ins OPEX	CF	9300011838	3/31/2013	(0.22)
53401200	AWWSC Group Ins OPEX	CF	9300011839	3/31/2013	2.91
53401200	AWWSC Group Ins OPEX	CF	9300011840	3/31/2013	76.52
53401200	AWWSC Group Ins OPEX	CF	9300011853	3/31/2013	77.69
53401200	AWWSC Group Ins OPEX	CF	9300011854	3/31/2013	129.62
53401200	AWWSC Group Ins OPEX	CF	9300011855	3/31/2013	170.83
53401200	AWWSC Group Ins OPEX	CF	9300011856	3/31/2013	121.35
53401200	AWWSC Group Ins OPEX	CF	9300011857	3/31/2013	111.22
53401200	AWWSC Group Ins OPEX	CF	9300011858	3/31/2013	150.71
53401200	AWWSC Group Ins OPEX	CF	9300011859	3/31/2013	243.44
53401200	AWWSC Group Ins OPEX	CF	9300011862	3/31/2013	280.60
53401200	AWWSC Group Ins OPEX	CF	9300011863	3/31/2013	162.15
53401200	AWWSC Group Ins OPEX	CF	9300011864	3/31/2013	81.63
53401200	AWWSC Group Ins OPEX	CF	9300011865	3/31/2013	183.12
53401200	AWWSC Group Ins OPEX	CF	9300011868	3/31/2013	17.21
53401200	AWWSC Group Ins OPEX	CF	9300011871	3/31/2013	0.33
53401200	AWWSC Group Ins OPEX	CF	9300011872	3/31/2013	0.12
53401200	AWWSC Group Ins OPEX	CF	9300011873	3/31/2013	0.29
53401200	AWWSC Group Ins OPEX	CF	9300011875	3/31/2013	1.23
53401200	AWWSC Group Ins OPEX	CF	9300011876	3/31/2013	0.68
53401200	AWWSC Group Ins OPEX	CF	9300011877	3/31/2013	19.54
53401200	AWWSC Group Ins OPEX	CF	9300011879	3/31/2013	0.24
53401200	AWWSC Group Ins OPEX	CF	9300011880	3/31/2013	39.58
53401200	AWWSC Group Ins OPEX	CF	9300011883	3/31/2013	(18.24)
53401200	AWWSC Group Ins OPEX	CF	9300011885	3/31/2013	43.32
53401200	AWWSC Group Ins OPEX	CF	9300011886	3/31/2013	2.70
53401200	AWWSC Group Ins OPEX	CF	9300011887	3/31/2013	(1.07)
53401200	AWWSC Group Ins OPEX	CF	9300011888	3/31/2013	0.27
53401200	AWWSC Group Ins OPEX	CF	9300011890	3/31/2013	9.88
53401200	AWWSC Group Ins OPEX	CF	9300011891	3/31/2013	18.88
53401200	AWWSC Group Ins OPEX	CF	9300011892	3/31/2013	51.93
53401200	AWWSC Group Ins OPEX	CF	9300011893	3/31/2013	0.02
53401200	AWWSC Group Ins OPEX	CF	9300011900	3/31/2013	80.12
53401200	AWWSC Group Ins OPEX	CF	9300011901	3/31/2013	2.29

## Kentucky American Water Company

Case No. 2012-00520

Response to PSC DR1, Item 31

Account	Description	Doc Type	Document Number	Posting Date	Amount
53401200	AWWSC Group Ins OPEX	CF	9300011902	3/31/2013	277.82
53401200	AWWSC Group Ins OPEX	CF	9300011903	3/31/2013	2,761.78
53401200	AWWSC Group Ins OPEX	CF	9300011904	3/31/2013	507.19
53401200	AWWSC Group Ins OPEX	CF	9300011905	3/31/2013	250.99
53401200	AWWSC Group Ins OPEX	CF	9300011906	3/31/2013	25.25
53401200	AWWSC Group Ins OPEX	CF	9300011907	3/31/2013	32.25
53401200	AWWSC Group Ins OPEX	CF	9300011908	3/31/2013	832.78
53401200	AWWSC Group Ins OPEX	CF	9300011909	3/31/2013	1.11
53401200	AWWSC Group Ins OPEX	CF	9300011910	3/31/2013	211.75
53401200	AWWSC Group Ins OPEX	CF	9300011912	3/31/2013	250.40
53401200	AWWSC Group Ins OPEX	CF	9300011913	3/31/2013	166.29
53401200	AWWSC Group Ins OPEX	CF	9300011914	3/31/2013	7.05
53401200	AWWSC Group Ins OPEX	CF	9300011916	3/31/2013	(3.10)
53401200	AWWSC Group Ins OPEX	CF	9300011917	3/31/2013	72.08
53401200	AWWSC Group Ins OPEX	CF	9300011918	3/31/2013	214.98
53401200	AWWSC Group Ins OPEX	CF	9300011920	3/31/2013	242.09
53401200	AWWSC Group Ins OPEX	CF	9300011921	3/31/2013	545.81
53401200	AWWSC Group Ins OPEX	CF	9300011922	3/31/2013	121.67
53401200	AWWSC Group Ins OPEX	CF	9300011924	3/31/2013	78.54
53401200	AWWSC Group Ins OPEX	CF	9300011926	3/31/2013	255.24
53401200	AWWSC Group Ins OPEX	CF	9300011927	3/31/2013	103.60
53401200	AWWSC Group Ins OPEX	CF	9300011928	3/31/2013	205.58
53401200	AWWSC Group Ins OPEX	CF	9300011929	3/31/2013	484.41
53401200	AWWSC Group Ins OPEX	CF	9300011931	3/31/2013	7.90
53401200	AWWSC Group Ins OPEX	CF	9300011932	3/31/2013	10.44
53401200	AWWSC Group Ins OPEX	CF	9300011933	3/31/2013	0.04
53401200	AWWSC Group Ins OPEX	CF	9300011934	3/31/2013	0.20
53401200	AWWSC Group Ins OPEX	CF	9300011935	3/31/2013	17.37
53401200	AWWSC Group Ins OPEX	CF	9300011936	3/31/2013	345.39
53401200	AWWSC Group Ins OPEX	CF	9300011937	3/31/2013	391.97
53401200	AWWSC Group Ins OPEX	CF	9300011938	3/31/2013	912.35
53401200	AWWSC Group Ins OPEX	CF	9300011939	3/31/2013	694.53
53401200	AWWSC Group Ins OPEX	CF	9300011942	3/31/2013	221.87
53401200	AWWSC Group Ins OPEX	CF	9300011943	3/31/2013	150.35
53401200	AWWSC Group Ins OPEX	CF	9300011944	3/31/2013	13.77
53401200	AWWSC Group Ins OPEX	CF	9300011945	3/31/2013	87.12
53401200	AWWSC Group Ins OPEX	CF	9300011946	3/31/2013	751.31
53401200	AWWSC Group Ins OPEX	CF	9300011947	3/31/2013	(19.50)
53401200	AWWSC Group Ins OPEX	CF	9300011948	3/31/2013	(46.41)
53401200	AWWSC Group Ins OPEX	CF	9300011949	3/31/2013	(449.81)
53401200	AWWSC Group Ins OPEX	CF	9300011950	3/31/2013	13.60
53401200	AWWSC Group Ins OPEX	CF	9300011951	3/31/2013	19.78
53401200	AWWSC Group Ins OPEX	CF	9300011952	3/31/2013	75.18
53401200	AWWSC Group Ins OPEX	CF	9300011953	3/31/2013	(10.70)
53401200	AWWSC Group Ins OPEX	CF	9300011954	3/31/2013	11.52
53401200	AWWSC Group Ins OPEX	CF	9300012052	3/31/2013	182.21
53401200	AWWSC Group Ins OPEX	CF	9300012053	3/31/2013	(375.11)
53401200	AWWSC Group Ins OPEX	CF	9300012054	3/31/2013	302.34
53401200	AWWSC Group Ins OPEX	CF	9300012055	3/31/2013	80.22
53401200	AWWSC Group Ins OPEX	CF	9300012056	3/31/2013	350.87
53401200	AWWSC Group Ins OPEX	CF	9300012057	3/31/2013	246.51
53401200	AWWSC Group Ins OPEX	CF	9300012058	3/31/2013	248.38
53401200	AWWSC Group Ins OPEX	CF	9300012059	3/31/2013	688.51

## Kentucky American Water Company

Case No. 2012-00520

Response to PSC DR1, Item 31

Account	Description	Doc Type	Document Number	Posting Date	Amount
53401200	AWWSC Group Ins OPEX	CF	9300012060	3/31/2013	137.27
53401200	AWWSC Group Ins OPEX	CF	9300012061	3/31/2013	20.51
53401200	AWWSC Group Ins OPEX	CF	9300012062	3/31/2013	171.50
53401200	AWWSC Group Ins OPEX	CF	9300012063	3/31/2013	172.25
53401200	AWWSC Group Ins OPEX	CF	9300012064	3/31/2013	667.03
53401200	AWWSC Group Ins OPEX	CF	9300012065	3/31/2013	2,289.18
53401200	AWWSC Group Ins OPEX	CF	9300012066	3/31/2013	1,241.81
53401200	AWWSC Group Ins OPEX	CF	9300012067	3/31/2013	41.52
53401200	AWWSC Group Ins OPEX	CF	9300012068	3/31/2013	144.16
53401200	AWWSC Group Ins OPEX	CF	9300012069	3/31/2013	47.84
53401200	AWWSC Group Ins OPEX	CF	9300012070	3/31/2013	97.89
53401200	AWWSC Group Ins OPEX	CF	9300012071	3/31/2013	141.03
53401200	AWWSC Group Ins OPEX	CF	9300012072	3/31/2013	25.19
53401200	AWWSC Group Ins OPEX	CF	9300012073	3/31/2013	8.24
53401200	AWWSC Group Ins OPEX	CF	9300012074	3/31/2013	565.82
53401200	AWWSC Group Ins OPEX	CF	9300012075	3/31/2013	1,033.04
53401200	AWWSC Group Ins OPEX	CF	9300012076	3/31/2013	94.42
53401200	AWWSC Group Ins OPEX	CF	9300012077	3/31/2013	1.03
53401300	AWWSC Other Ben OPEX	CF	9300011475	3/31/2013	0.64
53401300	AWWSC Other Ben OPEX	CF	9300011477	3/31/2013	8.28
53401300	AWWSC Other Ben OPEX	CF	9300011478	3/31/2013	3.17
53401300	AWWSC Other Ben OPEX	CF	9300011479	3/31/2013	1.18
53401300	AWWSC Other Ben OPEX	CF	9300011480	3/31/2013	6.96
53401300	AWWSC Other Ben OPEX	CF	9300011482	3/31/2013	9.47
53401300	AWWSC Other Ben OPEX	CF	9300011483	3/31/2013	26.79
53401300	AWWSC Other Ben OPEX	CF	9300011484	3/31/2013	45.28
53401300	AWWSC Other Ben OPEX	CF	9300011485	3/31/2013	14.74
53401300	AWWSC Other Ben OPEX	CF	9300011491	3/31/2013	13.95
53401300	AWWSC Other Ben OPEX	CF	9300011492	3/31/2013	28.74
53401300	AWWSC Other Ben OPEX	CF	9300011493	3/31/2013	149.01
53401300	AWWSC Other Ben OPEX	CF	9300011494	3/31/2013	78.01
53401300	AWWSC Other Ben OPEX	CF	9300011495	3/31/2013	26.65
53401300	AWWSC Other Ben OPEX	CF	9300011496	3/31/2013	64.18
53401300	AWWSC Other Ben OPEX	CF	9300011497	3/31/2013	81.86
53401300	AWWSC Other Ben OPEX	CF	9300011498	3/31/2013	12.32
53401300	AWWSC Other Ben OPEX	CF	9300011499	3/31/2013	0.87
53401300	AWWSC Other Ben OPEX	CF	9300011500	3/31/2013	75.10
53401300	AWWSC Other Ben OPEX	CF	9300011502	3/31/2013	(1.29)
53401300	AWWSC Other Ben OPEX	CF	9300011503	3/31/2013	(9.48)
53401300	AWWSC Other Ben OPEX	CF	9300011504	3/31/2013	56.33
53401300	AWWSC Other Ben OPEX	CF	9300011505	3/31/2013	796.99
53401300	AWWSC Other Ben OPEX	CF	9300011509	3/31/2013	285.98
53401300	AWWSC Other Ben OPEX	CF	9300011510	3/31/2013	91.39
53401300	AWWSC Other Ben OPEX	CF	9300011511	3/31/2013	151.91
53401300	AWWSC Other Ben OPEX	CF	9300011512	3/31/2013	83.76
53401300	AWWSC Other Ben OPEX	CF	9300011513	3/31/2013	253.76
53401300	AWWSC Other Ben OPEX	CF	9300011514	3/31/2013	45.45
53401300	AWWSC Other Ben OPEX	CF	9300011515	3/31/2013	133.43
53401300	AWWSC Other Ben OPEX	CF	9300011516	3/31/2013	2,505.62
53401300	AWWSC Other Ben OPEX	CF	9300011518	3/31/2013	53.81
53401300	AWWSC Other Ben OPEX	CF	9300011519	3/31/2013	(7.25)
53401300	AWWSC Other Ben OPEX	CF	9300011522	3/31/2013	17.29
53401300	AWWSC Other Ben OPEX	CF	9300011523	3/31/2013	406.88

## Kentucky American Water Company

Case No. 2012-00520

Response to PSC DR1, Item 31

Account	Description	Doc Type	Document Number	Posting Date	Amount
53401300	AWWSC Other Ben OPEX	CF	9300011526	3/31/2013	(7.80)
53401300	AWWSC Other Ben OPEX	CF	9300011528	3/31/2013	3.45
53401300	AWWSC Other Ben OPEX	CF	9300011529	3/31/2013	0.51
53401300	AWWSC Other Ben OPEX	CF	9300011530	3/31/2013	23.55
53401300	AWWSC Other Ben OPEX	CF	9300011534	3/31/2013	11.83
53401300	AWWSC Other Ben OPEX	CF	9300011535	3/31/2013	170.59
53401300	AWWSC Other Ben OPEX	CF	9300011537	3/31/2013	18.99
53401300	AWWSC Other Ben OPEX	CF	9300011539	3/31/2013	(1.39)
53401300	AWWSC Other Ben OPEX	CF	9300011540	3/31/2013	(19.60)
53401300	AWWSC Other Ben OPEX	CF	9300011542	3/31/2013	(4.90)
53401300	AWWSC Other Ben OPEX	CF	9300011543	3/31/2013	536.99
53401300	AWWSC Other Ben OPEX	CF	9300011545	3/31/2013	54.86
53401300	AWWSC Other Ben OPEX	CF	9300011548	3/31/2013	1.30
53401300	AWWSC Other Ben OPEX	CF	9300011549	3/31/2013	141.58
53401300	AWWSC Other Ben OPEX	CF	9300011550	3/31/2013	139.00
53401300	AWWSC Other Ben OPEX	CF	9300011551	3/31/2013	215.02
53401300	AWWSC Other Ben OPEX	CF	9300011552	3/31/2013	549.71
53401300	AWWSC Other Ben OPEX	CF	9300011555	3/31/2013	0.52
53401300	AWWSC Other Ben OPEX	CF	9300011556	3/31/2013	25.93
53401300	AWWSC Other Ben OPEX	CF	9300011557	3/31/2013	0.59
53401300	AWWSC Other Ben OPEX	CF	9300011558	3/31/2013	7.77
53401300	AWWSC Other Ben OPEX	CF	9300011559	3/31/2013	6.16
53401300	AWWSC Other Ben OPEX	CF	9300011560	3/31/2013	(3.55)
53401300	AWWSC Other Ben OPEX	CF	9300011561	3/31/2013	55.29
53401300	AWWSC Other Ben OPEX	CF	9300011562	3/31/2013	33.34
53401300	AWWSC Other Ben OPEX	CF	9300011563	3/31/2013	45.03
53401300	AWWSC Other Ben OPEX	CF	9300011564	3/31/2013	42.55
53401300	AWWSC Other Ben OPEX	CF	9300011565	3/31/2013	84.03
53401300	AWWSC Other Ben OPEX	CF	9300011566	3/31/2013	(87.07)
53401300	AWWSC Other Ben OPEX	CF	9300011567	3/31/2013	(228.98)
53401300	AWWSC Other Ben OPEX	CF	9300011568	3/31/2013	(13.08)
53401300	AWWSC Other Ben OPEX	CF	9300011569	3/31/2013	42.51
53401300	AWWSC Other Ben OPEX	CF	9300011570	3/31/2013	345.23
53401300	AWWSC Other Ben OPEX	CF	9300011571	3/31/2013	9.64
53401300	AWWSC Other Ben OPEX	CF	9300011572	3/31/2013	42.17
53401300	AWWSC Other Ben OPEX	CF	9300011573	3/31/2013	38.61
53401300	AWWSC Other Ben OPEX	CF	9300011576	3/31/2013	17.35
53401300	AWWSC Other Ben OPEX	CF	9300011577	3/31/2013	61.74
53401300	AWWSC Other Ben OPEX	CF	9300011578	3/31/2013	332.10
53401300	AWWSC Other Ben OPEX	CF	9300011580	3/31/2013	0.22
53401300	AWWSC Other Ben OPEX	CF	9300011581	3/31/2013	187.85
53401300	AWWSC Other Ben OPEX	CF	9300011584	3/31/2013	4.94
53401300	AWWSC Other Ben OPEX	CF	9300011586	3/31/2013	23.81
53401300	AWWSC Other Ben OPEX	CF	9300011587	3/31/2013	5.33
53401300	AWWSC Other Ben OPEX	CF	9300011588	3/31/2013	83.56
53401300	AWWSC Other Ben OPEX	CF	9300011589	3/31/2013	53.00
53401300	AWWSC Other Ben OPEX	CF	9300011590	3/31/2013	28.53
53401300	AWWSC Other Ben OPEX	CF	9300011591	3/31/2013	34.86
53401300	AWWSC Other Ben OPEX	CF	9300011596	3/31/2013	78.47
53401300	AWWSC Other Ben OPEX	CF	9300011597	3/31/2013	(15.83)
53401300	AWWSC Other Ben OPEX	CF	9300011598	3/31/2013	151.68
53401300	AWWSC Other Ben OPEX	CF	9300011599	3/31/2013	96.15
53401300	AWWSC Other Ben OPEX	CF	9300011600	3/31/2013	16.20

## Kentucky American Water Company

Case No. 2012-00520

Response to PSC DR1, Item 31

Account	Description	Doc Type	Document Number	Posting Date	Amount
53401300	AWWSC Other Ben OPEX	CF	9300011601	3/31/2013	11.27
53401300	AWWSC Other Ben OPEX	CF	9300011602	3/31/2013	(3.52)
53401300	AWWSC Other Ben OPEX	CF	9300011604	3/31/2013	35.56
53401300	AWWSC Other Ben OPEX	CF	9300011605	3/31/2013	1.47
53401300	AWWSC Other Ben OPEX	CF	9300011606	3/31/2013	14.33
53401300	AWWSC Other Ben OPEX	CF	9300011607	3/31/2013	6.74
53401300	AWWSC Other Ben OPEX	CF	9300011608	3/31/2013	1.49
53401300	AWWSC Other Ben OPEX	CF	9300011610	3/31/2013	101.29
53401300	AWWSC Other Ben OPEX	CF	9300011612	3/31/2013	53.31
53401300	AWWSC Other Ben OPEX	CF	9300011613	3/31/2013	493.55
53401300	AWWSC Other Ben OPEX	CF	9300011614	3/31/2013	5.48
53401300	AWWSC Other Ben OPEX	CF	9300011615	3/31/2013	5.27
53401300	AWWSC Other Ben OPEX	CF	9300011616	3/31/2013	185.87
53401300	AWWSC Other Ben OPEX	CF	9300011617	3/31/2013	10.69
53401300	AWWSC Other Ben OPEX	CF	9300011618	3/31/2013	16.87
53401300	AWWSC Other Ben OPEX	CF	9300011619	3/31/2013	(1.81)
53401300	AWWSC Other Ben OPEX	CF	9300011621	3/31/2013	4.35
53401300	AWWSC Other Ben OPEX	CF	9300011622	3/31/2013	32.54
53401300	AWWSC Other Ben OPEX	CF	9300011623	3/31/2013	8.00
53401300	AWWSC Other Ben OPEX	CF	9300011624	3/31/2013	280.80
53401300	AWWSC Other Ben OPEX	CF	9300011625	3/31/2013	20.87
53401300	AWWSC Other Ben OPEX	CF	9300011626	3/31/2013	528.66
53401300	AWWSC Other Ben OPEX	CF	9300011627	3/31/2013	107.04
53401300	AWWSC Other Ben OPEX	CF	9300011630	3/31/2013	1.39
53401300	AWWSC Other Ben OPEX	CF	9300011631	3/31/2013	5.26
53401300	AWWSC Other Ben OPEX	CF	9300011632	3/31/2013	4.87
53401300	AWWSC Other Ben OPEX	CF	9300011633	3/31/2013	1.16
53401300	AWWSC Other Ben OPEX	CF	9300011634	3/31/2013	47.27
53401300	AWWSC Other Ben OPEX	CF	9300011636	3/31/2013	84.72
53401300	AWWSC Other Ben OPEX	CF	9300011638	3/31/2013	(4.60)
53401300	AWWSC Other Ben OPEX	CF	9300011639	3/31/2013	(0.07)
53401300	AWWSC Other Ben OPEX	CF	9300011641	3/31/2013	3.60
53401300	AWWSC Other Ben OPEX	CF	9300011642	3/31/2013	106.06
53401300	AWWSC Other Ben OPEX	CF	9300011643	3/31/2013	5.53
53401300	AWWSC Other Ben OPEX	CF	9300011644	3/31/2013	3.77
53401300	AWWSC Other Ben OPEX	CF	9300011833	3/31/2013	(109.12)
53401300	AWWSC Other Ben OPEX	CF	9300011834	3/31/2013	58.38
53401300	AWWSC Other Ben OPEX	CF	9300011836	3/31/2013	95.46
53401300	AWWSC Other Ben OPEX	CF	9300011837	3/31/2013	239.66
53401300	AWWSC Other Ben OPEX	CF	9300011838	3/31/2013	(0.14)
53401300	AWWSC Other Ben OPEX	CF	9300011839	3/31/2013	1.96
53401300	AWWSC Other Ben OPEX	CF	9300011840	3/31/2013	(59.17)
53401300	AWWSC Other Ben OPEX	CF	9300011853	3/31/2013	30.37
53401300	AWWSC Other Ben OPEX	CF	9300011854	3/31/2013	72.06
53401300	AWWSC Other Ben OPEX	CF	9300011855	3/31/2013	146.91
53401300	AWWSC Other Ben OPEX	CF	9300011856	3/31/2013	196.17
53401300	AWWSC Other Ben OPEX	CF	9300011857	3/31/2013	31.97
53401300	AWWSC Other Ben OPEX	CF	9300011858	3/31/2013	105.49
53401300	AWWSC Other Ben OPEX	CF	9300011859	3/31/2013	91.89
53401300	AWWSC Other Ben OPEX	CF	9300011862	3/31/2013	331.41
53401300	AWWSC Other Ben OPEX	CF	9300011863	3/31/2013	(64.19)
53401300	AWWSC Other Ben OPEX	CF	9300011864	3/31/2013	(147.10)
53401300	AWWSC Other Ben OPEX	CF	9300011865	3/31/2013	57.76

## Kentucky American Water Company

Case No. 2012-00520

Response to PSC DR1, Item 31

Account	Description	Doc Type	Document Number	Posting Date	Amount
53401300	AWWSC Other Ben OPEX	CF	9300011867	3/31/2013	(1.84)
53401300	AWWSC Other Ben OPEX	CF	9300011868	3/31/2013	11.96
53401300	AWWSC Other Ben OPEX	CF	9300011871	3/31/2013	4.14
53401300	AWWSC Other Ben OPEX	CF	9300011872	3/31/2013	0.09
53401300	AWWSC Other Ben OPEX	CF	9300011873	3/31/2013	0.19
53401300	AWWSC Other Ben OPEX	CF	9300011875	3/31/2013	0.76
53401300	AWWSC Other Ben OPEX	CF	9300011876	3/31/2013	0.16
53401300	AWWSC Other Ben OPEX	CF	9300011877	3/31/2013	14.44
53401300	AWWSC Other Ben OPEX	CF	9300011879	3/31/2013	0.01
53401300	AWWSC Other Ben OPEX	CF	9300011880	3/31/2013	8.28
53401300	AWWSC Other Ben OPEX	CF	9300011883	3/31/2013	(1.75)
53401300	AWWSC Other Ben OPEX	CF	9300011885	3/31/2013	29.38
53401300	AWWSC Other Ben OPEX	CF	9300011888	3/31/2013	3.47
53401300	AWWSC Other Ben OPEX	CF	9300011890	3/31/2013	6.55
53401300	AWWSC Other Ben OPEX	CF	9300011891	3/31/2013	12.82
53401300	AWWSC Other Ben OPEX	CF	9300011892	3/31/2013	18.54
53401300	AWWSC Other Ben OPEX	CF	9300011893	3/31/2013	0.23
53401300	AWWSC Other Ben OPEX	CF	9300011900	3/31/2013	10.19
53401300	AWWSC Other Ben OPEX	CF	9300011901	3/31/2013	0.41
53401300	AWWSC Other Ben OPEX	CF	9300011902	3/31/2013	88.88
53401300	AWWSC Other Ben OPEX	CF	9300011903	3/31/2013	445.01
53401300	AWWSC Other Ben OPEX	CF	9300011904	3/31/2013	182.72
53401300	AWWSC Other Ben OPEX	CF	9300011905	3/31/2013	17.32
53401300	AWWSC Other Ben OPEX	CF	9300011906	3/31/2013	16.08
53401300	AWWSC Other Ben OPEX	CF	9300011907	3/31/2013	4.23
53401300	AWWSC Other Ben OPEX	CF	9300011908	3/31/2013	232.99
53401300	AWWSC Other Ben OPEX	CF	9300011909	3/31/2013	0.30
53401300	AWWSC Other Ben OPEX	CF	9300011910	3/31/2013	23.91
53401300	AWWSC Other Ben OPEX	CF	9300011911	3/31/2013	11.77
53401300	AWWSC Other Ben OPEX	CF	9300011912	3/31/2013	83.61
53401300	AWWSC Other Ben OPEX	CF	9300011913	3/31/2013	143.27
53401300	AWWSC Other Ben OPEX	CF	9300011914	3/31/2013	44.39
53401300	AWWSC Other Ben OPEX	CF	9300011916	3/31/2013	(0.79)
53401300	AWWSC Other Ben OPEX	CF	9300011918	3/31/2013	62.50
53401300	AWWSC Other Ben OPEX	CF	9300011920	3/31/2013	106.25
53401300	AWWSC Other Ben OPEX	CF	9300011921	3/31/2013	330.17
53401300	AWWSC Other Ben OPEX	CF	9300011922	3/31/2013	302.74
53401300	AWWSC Other Ben OPEX	CF	9300011924	3/31/2013	53.32
53401300	AWWSC Other Ben OPEX	CF	9300011925	3/31/2013	432.38
53401300	AWWSC Other Ben OPEX	CF	9300011926	3/31/2013	159.04
53401300	AWWSC Other Ben OPEX	CF	9300011927	3/31/2013	24.20
53401300	AWWSC Other Ben OPEX	CF	9300011928	3/31/2013	109.98
53401300	AWWSC Other Ben OPEX	CF	9300011929	3/31/2013	187.29
53401300	AWWSC Other Ben OPEX	CF	9300011931	3/31/2013	1.46
53401300	AWWSC Other Ben OPEX	CF	9300011932	3/31/2013	4.16
53401300	AWWSC Other Ben OPEX	CF	9300011933	3/31/2013	0.01
53401300	AWWSC Other Ben OPEX	CF	9300011934	3/31/2013	2.73
53401300	AWWSC Other Ben OPEX	CF	9300011935	3/31/2013	12.06
53401300	AWWSC Other Ben OPEX	CF	9300011936	3/31/2013	249.97
53401300	AWWSC Other Ben OPEX	CF	9300011937	3/31/2013	211.29
53401300	AWWSC Other Ben OPEX	CF	9300011938	3/31/2013	107.68
53401300	AWWSC Other Ben OPEX	CF	9300011939	3/31/2013	246.75
53401300	AWWSC Other Ben OPEX	CF	9300011942	3/31/2013	166.17



## Kentucky American Water Company

Case No. 2012-00520

Response to PSC DR1, Item 31

Account	Description	Doc Type	Document Number	Posting Date	Amount
53401300	AWWSC Other Ben OPEX	CF	9300011943	3/31/2013	15.09
53401300	AWWSC Other Ben OPEX	CF	9300011944	3/31/2013	64.84
53401300	AWWSC Other Ben OPEX	CF	9300011945	3/31/2013	40.30
53401300	AWWSC Other Ben OPEX	CF	9300011946	3/31/2013	301.13
53401300	AWWSC Other Ben OPEX	CF	9300011947	3/31/2013	(2.42)
53401300	AWWSC Other Ben OPEX	CF	9300011948	3/31/2013	(22.29)
53401300	AWWSC Other Ben OPEX	CF	9300011949	3/31/2013	(359.85)
53401300	AWWSC Other Ben OPEX	CF	9300011950	3/31/2013	232.90
53401300	AWWSC Other Ben OPEX	CF	9300011951	3/31/2013	2.97
53401300	AWWSC Other Ben OPEX	CF	9300011952	3/31/2013	18.08
53401300	AWWSC Other Ben OPEX	CF	9300011953	3/31/2013	(2.30)
53401300	AWWSC Other Ben OPEX	CF	9300011954	3/31/2013	3.76
53401300	AWWSC Other Ben OPEX	CF	9300012052	3/31/2013	309.68
53401300	AWWSC Other Ben OPEX	CF	9300012053	3/31/2013	402.00
53401300	AWWSC Other Ben OPEX	CF	9300012054	3/31/2013	276.84
53401300	AWWSC Other Ben OPEX	CF	9300012055	3/31/2013	472.12
53401300	AWWSC Other Ben OPEX	CF	9300012056	3/31/2013	1,350.75
53401300	AWWSC Other Ben OPEX	CF	9300012057	3/31/2013	334.10
53401300	AWWSC Other Ben OPEX	CF	9300012058	3/31/2013	851.87
53401300	AWWSC Other Ben OPEX	CF	9300012059	3/31/2013	176.45
53401300	AWWSC Other Ben OPEX	CF	9300012060	3/31/2013	256.39
53401300	AWWSC Other Ben OPEX	CF	9300012061	3/31/2013	188.34
53401300	AWWSC Other Ben OPEX	CF	9300012062	3/31/2013	435.60
53401300	AWWSC Other Ben OPEX	CF	9300012063	3/31/2013	274.09
53401300	AWWSC Other Ben OPEX	CF	9300012064	3/31/2013	122.55
53401300	AWWSC Other Ben OPEX	CF	9300012065	3/31/2013	264.08
53401300	AWWSC Other Ben OPEX	CF	9300012066	3/31/2013	176.84
53401300	AWWSC Other Ben OPEX	CF	9300012067	3/31/2013	550.92
53401300	AWWSC Other Ben OPEX	CF	9300012068	3/31/2013	350.89
53401300	AWWSC Other Ben OPEX	CF	9300012069	3/31/2013	220.05
53401300	AWWSC Other Ben OPEX	CF	9300012070	3/31/2013	493.92
53401300	AWWSC Other Ben OPEX	CF	9300012071	3/31/2013	137.19
53401300	AWWSC Other Ben OPEX	CF	9300012072	3/31/2013	60.13
53401300	AWWSC Other Ben OPEX	CF	9300012073	3/31/2013	9.54
53401300	AWWSC Other Ben OPEX	CF	9300012074	3/31/2013	1,264.13
53401300	AWWSC Other Ben OPEX	CF	9300012075	3/31/2013	105.66
53401300	AWWSC Other Ben OPEX	CF	9300012076	3/31/2013	24.47
53401300	AWWSC Other Ben OPEX	CF	9300012077	3/31/2013	0.56
53401400	AWWSC Cont Svcs OPEX	CF	9300011475	3/31/2013	734.12
53401400	AWWSC Cont Svcs OPEX	CF	9300011476	3/31/2013	1,521.68
53401400	AWWSC Cont Svcs OPEX	CF	9300011479	3/31/2013	2,015.00
53401400	AWWSC Cont Svcs OPEX	CF	9300011481	3/31/2013	(185.48)
53401400	AWWSC Cont Svcs OPEX	CF	9300011484	3/31/2013	499.79
53401400	AWWSC Cont Svcs OPEX	CF	9300011485	3/31/2013	536.44
53401400	AWWSC Cont Svcs OPEX	CF	9300011491	3/31/2013	122.67
53401400	AWWSC Cont Svcs OPEX	CF	9300011493	3/31/2013	(2,011.47)
53401400	AWWSC Cont Svcs OPEX	CF	9300011494	3/31/2013	408.83
53401400	AWWSC Cont Svcs OPEX	CF	9300011495	3/31/2013	992.48
53401400	AWWSC Cont Svcs OPEX	CF	9300011496	3/31/2013	1,128.54
53401400	AWWSC Cont Svcs OPEX	CF	9300011498	3/31/2013	1,052.68
53401400	AWWSC Cont Svcs OPEX	CF	9300011499	3/31/2013	(121.71)
53401400	AWWSC Cont Svcs OPEX	CF	9300011500	3/31/2013	24.30
53401400	AWWSC Cont Svcs OPEX	CF	9300011501	3/31/2013	639.41

## Kentucky American Water Company

Case No. 2012-00520

Response to PSC DR1, Item 31

Account	Description	Doc Type	Document Number	Posting Date	Amount
53401400	AWWSC Cont Svcs OPEX	CF	9300011504	3/31/2013	317.50
53401400	AWWSC Cont Svcs OPEX	CF	9300011505	3/31/2013	2,079.42
53401400	AWWSC Cont Svcs OPEX	CF	9300011507	3/31/2013	67.87
53401400	AWWSC Cont Svcs OPEX	CF	9300011508	3/31/2013	1.36
53401400	AWWSC Cont Svcs OPEX	CF	9300011509	3/31/2013	874.94
53401400	AWWSC Cont Svcs OPEX	CF	9300011510	3/31/2013	0.23
53401400	AWWSC Cont Svcs OPEX	CF	9300011511	3/31/2013	458.77
53401400	AWWSC Cont Svcs OPEX	CF	9300011512	3/31/2013	5,213.82
53401400	AWWSC Cont Svcs OPEX	CF	9300011513	3/31/2013	1,138.70
53401400	AWWSC Cont Svcs OPEX	CF	9300011514	3/31/2013	39.00
53401400	AWWSC Cont Svcs OPEX	CF	9300011515	3/31/2013	905.84
53401400	AWWSC Cont Svcs OPEX	CF	9300011516	3/31/2013	2,800.51
53401400	AWWSC Cont Svcs OPEX	CF	9300011518	3/31/2013	4.35
53401400	AWWSC Cont Svcs OPEX	CF	9300011522	3/31/2013	1,745.80
53401400	AWWSC Cont Svcs OPEX	CF	9300011530	3/31/2013	665.26
53401400	AWWSC Cont Svcs OPEX	CF	9300011531	3/31/2013	2.89
53401400	AWWSC Cont Svcs OPEX	CF	9300011533	3/31/2013	14,128.31
53401400	AWWSC Cont Svcs OPEX	CF	9300011535	3/31/2013	793.77
53401400	AWWSC Cont Svcs OPEX	CF	9300011543	3/31/2013	(97.37)
53401400	AWWSC Cont Svcs OPEX	CF	9300011544	3/31/2013	22,313.56
53401400	AWWSC Cont Svcs OPEX	CF	9300011545	3/31/2013	(82.44)
53401400	AWWSC Cont Svcs OPEX	CF	9300011546	3/31/2013	(30.52)
53401400	AWWSC Cont Svcs OPEX	CF	9300011547	3/31/2013	84.28
53401400	AWWSC Cont Svcs OPEX	CF	9300011549	3/31/2013	428.96
53401400	AWWSC Cont Svcs OPEX	CF	9300011558	3/31/2013	(3.80)
53401400	AWWSC Cont Svcs OPEX	CF	9300011563	3/31/2013	63.39
53401400	AWWSC Cont Svcs OPEX	CF	9300011565	3/31/2013	130.96
53401400	AWWSC Cont Svcs OPEX	CF	9300011569	3/31/2013	133.99
53401400	AWWSC Cont Svcs OPEX	CF	9300011570	3/31/2013	2,722.76
53401400	AWWSC Cont Svcs OPEX	CF	9300011572	3/31/2013	352.08
53401400	AWWSC Cont Svcs OPEX	CF	9300011573	3/31/2013	(375.78)
53401400	AWWSC Cont Svcs OPEX	CF	9300011574	3/31/2013	1,230.16
53401400	AWWSC Cont Svcs OPEX	CF	9300011577	3/31/2013	1.21
53401400	AWWSC Cont Svcs OPEX	CF	9300011578	3/31/2013	2,262.84
53401400	AWWSC Cont Svcs OPEX	CF	9300011581	3/31/2013	2,618.86
53401400	AWWSC Cont Svcs OPEX	CF	9300011582	3/31/2013	(6.59)
53401400	AWWSC Cont Svcs OPEX	CF	9300011587	3/31/2013	15.15
53401400	AWWSC Cont Svcs OPEX	CF	9300011588	3/31/2013	6,415.23
53401400	AWWSC Cont Svcs OPEX	CF	9300011589	3/31/2013	(75.26)
53401400	AWWSC Cont Svcs OPEX	CF	9300011592	3/31/2013	67.52
53401400	AWWSC Cont Svcs OPEX	CF	9300011597	3/31/2013	(250.28)
53401400	AWWSC Cont Svcs OPEX	CF	9300011598	3/31/2013	66.51
53401400	AWWSC Cont Svcs OPEX	CF	9300011599	3/31/2013	(1,520.68)
53401400	AWWSC Cont Svcs OPEX	CF	9300011601	3/31/2013	370.05
53401400	AWWSC Cont Svcs OPEX	CF	9300011602	3/31/2013	67.73
53401400	AWWSC Cont Svcs OPEX	CF	9300011607	3/31/2013	121.04
53401400	AWWSC Cont Svcs OPEX	CF	9300011610	3/31/2013	34.17
53401400	AWWSC Cont Svcs OPEX	CF	9300011612	3/31/2013	(196.16)
53401400	AWWSC Cont Svcs OPEX	CF	9300011613	3/31/2013	70.31
53401400	AWWSC Cont Svcs OPEX	CF	9300011616	3/31/2013	2,910.30
53401400	AWWSC Cont Svcs OPEX	CF	9300011621	3/31/2013	1,000.72
53401400	AWWSC Cont Svcs OPEX	CF	9300011624	3/31/2013	(19,848.49)
53401400	AWWSC Cont Svcs OPEX	CF	9300011626	3/31/2013	785.52

## Kentucky American Water Company

Case No. 2012-00520

Response to PSC DR1, Item 31

Account	Description	Doc Type	Document Number	Posting Date	Amount
53401400	AWWSC Cont Svcs OPEX	CF	9300011627	3/31/2013	789.64
53401400	AWWSC Cont Svcs OPEX	CF	9300011629	3/31/2013	(27.41)
53401400	AWWSC Cont Svcs OPEX	CF	9300011634	3/31/2013	1,105.22
53401400	AWWSC Cont Svcs OPEX	CF	9300011637	3/31/2013	9,183.11
53401400	AWWSC Cont Svcs OPEX	CF	9300011642	3/31/2013	189.14
53401400	AWWSC Cont Svcs OPEX	CF	9300011832	3/31/2013	(120.89)
53401400	AWWSC Cont Svcs OPEX	CF	9300011833	3/31/2013	(1,791.39)
53401400	AWWSC Cont Svcs OPEX	CF	9300011834	3/31/2013	(417.92)
53401400	AWWSC Cont Svcs OPEX	CF	9300011836	3/31/2013	696.22
53401400	AWWSC Cont Svcs OPEX	CF	9300011837	3/31/2013	3,833.58
53401400	AWWSC Cont Svcs OPEX	CF	9300011840	3/31/2013	47.15
53401400	AWWSC Cont Svcs OPEX	CF	9300011854	3/31/2013	(935.25)
53401400	AWWSC Cont Svcs OPEX	CF	9300011855	3/31/2013	1,944.99
53401400	AWWSC Cont Svcs OPEX	CF	9300011856	3/31/2013	157.61
53401400	AWWSC Cont Svcs OPEX	CF	9300011857	3/31/2013	1,640.88
53401400	AWWSC Cont Svcs OPEX	CF	9300011858	3/31/2013	0.55
53401400	AWWSC Cont Svcs OPEX	CF	9300011859	3/31/2013	4,654.44
53401400	AWWSC Cont Svcs OPEX	CF	9300011862	3/31/2013	1,265.83
53401400	AWWSC Cont Svcs OPEX	CF	9300011863	3/31/2013	327.90
53401400	AWWSC Cont Svcs OPEX	CF	9300011864	3/31/2013	148.53
53401400	AWWSC Cont Svcs OPEX	CF	9300011865	3/31/2013	287.20
53401400	AWWSC Cont Svcs OPEX	CF	9300011876	3/31/2013	837.10
53401400	AWWSC Cont Svcs OPEX	CF	9300011879	3/31/2013	569.06
53401400	AWWSC Cont Svcs OPEX	CF	9300011881	3/31/2013	6,530.64
53401400	AWWSC Cont Svcs OPEX	CF	9300011882	3/31/2013	412.76
53401400	AWWSC Cont Svcs OPEX	CF	9300011892	3/31/2013	277.97
53401400	AWWSC Cont Svcs OPEX	CF	9300011908	3/31/2013	(1,056.23)
53401400	AWWSC Cont Svcs OPEX	CF	9300011913	3/31/2013	275.51
53401400	AWWSC Cont Svcs OPEX	CF	9300011914	3/31/2013	1.88
53401400	AWWSC Cont Svcs OPEX	CF	9300011920	3/31/2013	365.20
53401400	AWWSC Cont Svcs OPEX	CF	9300011921	3/31/2013	6.19
53401400	AWWSC Cont Svcs OPEX	CF	9300011924	3/31/2013	(5,384.88)
53401400	AWWSC Cont Svcs OPEX	CF	9300011932	3/31/2013	175.68
53401400	AWWSC Cont Svcs OPEX	CF	9300011933	3/31/2013	14.98
53401400	AWWSC Cont Svcs OPEX	CF	9300011934	3/31/2013	(12.35)
53401400	AWWSC Cont Svcs OPEX	CF	9300011941	3/31/2013	1,203.69
53401400	AWWSC Cont Svcs OPEX	CF	9300011945	3/31/2013	(779.95)
53401400	AWWSC Cont Svcs OPEX	CF	9300012054	3/31/2013	(0.94)
53401400	AWWSC Cont Svcs OPEX	CF	9300012056	3/31/2013	2.50
53401400	AWWSC Cont Svcs OPEX	CF	9300012058	3/31/2013	2,973.53
53401400	AWWSC Cont Svcs OPEX	CF	9300012059	3/31/2013	12,147.06
53401400	AWWSC Cont Svcs OPEX	CF	9300012060	3/31/2013	4,993.55
53401400	AWWSC Cont Svcs OPEX	CF	9300012061	3/31/2013	183.22
53401400	AWWSC Cont Svcs OPEX	CF	9300012062	3/31/2013	201.07
53401400	AWWSC Cont Svcs OPEX	CF	9300012063	3/31/2013	(0.66)
53401400	AWWSC Cont Svcs OPEX	CF	9300012064	3/31/2013	5.10
53401400	AWWSC Cont Svcs OPEX	CF	9300012067	3/31/2013	27.68
53401400	AWWSC Cont Svcs OPEX	CF	9300012071	3/31/2013	(2,558.64)
53401400	AWWSC Cont Svcs OPEX	CF	9300012073	3/31/2013	42.22
53401400	AWWSC Cont Svcs OPEX	CF	9300012075	3/31/2013	11.76
53401500	AWWSC Off Suppl OPEX	CF	9300011475	3/31/2013	(44.13)
53401500	AWWSC Off Suppl OPEX	CF	9300011477	3/31/2013	7.26
53401500	AWWSC Off Suppl OPEX	CF	9300011478	3/31/2013	25.08

## Kentucky American Water Company

Case No. 2012-00520

Response to PSC DR1, Item 31

Account	Description	Doc Type	Document Number	Posting Date	Amount
53401500	AWWSC Off Suppl OPEX	CF	9300011479	3/31/2013	0.16
53401500	AWWSC Off Suppl OPEX	CF	9300011482	3/31/2013	203.71
53401500	AWWSC Off Suppl OPEX	CF	9300011483	3/31/2013	65.05
53401500	AWWSC Off Suppl OPEX	CF	9300011484	3/31/2013	(8.10)
53401500	AWWSC Off Suppl OPEX	CF	9300011485	3/31/2013	111.11
53401500	AWWSC Off Suppl OPEX	CF	9300011486	3/31/2013	25.08
53401500	AWWSC Off Suppl OPEX	CF	9300011487	3/31/2013	(4.74)
53401500	AWWSC Off Suppl OPEX	CF	9300011488	3/31/2013	(100.10)
53401500	AWWSC Off Suppl OPEX	CF	9300011491	3/31/2013	40.43
53401500	AWWSC Off Suppl OPEX	CF	9300011492	3/31/2013	38.51
53401500	AWWSC Off Suppl OPEX	CF	9300011493	3/31/2013	41.73
53401500	AWWSC Off Suppl OPEX	CF	9300011496	3/31/2013	35.17
53401500	AWWSC Off Suppl OPEX	CF	9300011497	3/31/2013	(198.16)
53401500	AWWSC Off Suppl OPEX	CF	9300011498	3/31/2013	8.18
53401500	AWWSC Off Suppl OPEX	CF	9300011499	3/31/2013	(1.53)
53401500	AWWSC Off Suppl OPEX	CF	9300011500	3/31/2013	34.66
53401500	AWWSC Off Suppl OPEX	CF	9300011501	3/31/2013	19.77
53401500	AWWSC Off Suppl OPEX	CF	9300011503	3/31/2013	217.55
53401500	AWWSC Off Suppl OPEX	CF	9300011504	3/31/2013	249.86
53401500	AWWSC Off Suppl OPEX	CF	9300011507	3/31/2013	1.15
53401500	AWWSC Off Suppl OPEX	CF	9300011508	3/31/2013	5.59
53401500	AWWSC Off Suppl OPEX	CF	9300011509	3/31/2013	167.26
53401500	AWWSC Off Suppl OPEX	CF	9300011510	3/31/2013	71.74
53401500	AWWSC Off Suppl OPEX	CF	9300011511	3/31/2013	1.22
53401500	AWWSC Off Suppl OPEX	CF	9300011512	3/31/2013	50.32
53401500	AWWSC Off Suppl OPEX	CF	9300011513	3/31/2013	34.63
53401500	AWWSC Off Suppl OPEX	CF	9300011514	3/31/2013	71.65
53401500	AWWSC Off Suppl OPEX	CF	9300011515	3/31/2013	53.26
53401500	AWWSC Off Suppl OPEX	CF	9300011516	3/31/2013	(506.50)
53401500	AWWSC Off Suppl OPEX	CF	9300011518	3/31/2013	714.60
53401500	AWWSC Off Suppl OPEX	CF	9300011519	3/31/2013	22.55
53401500	AWWSC Off Suppl OPEX	CF	9300011520	3/31/2013	7.33
53401500	AWWSC Off Suppl OPEX	CF	9300011522	3/31/2013	10.50
53401500	AWWSC Off Suppl OPEX	CF	9300011523	3/31/2013	40.44
53401500	AWWSC Off Suppl OPEX	CF	9300011524	3/31/2013	(39.38)
53401500	AWWSC Off Suppl OPEX	CF	9300011525	3/31/2013	(118.61)
53401500	AWWSC Off Suppl OPEX	CF	9300011526	3/31/2013	(64.94)
53401500	AWWSC Off Suppl OPEX	CF	9300011527	3/31/2013	(33.65)
53401500	AWWSC Off Suppl OPEX	CF	9300011529	3/31/2013	(31.14)
53401500	AWWSC Off Suppl OPEX	CF	9300011530	3/31/2013	2.37
53401500	AWWSC Off Suppl OPEX	CF	9300011532	3/31/2013	(282.78)
53401500	AWWSC Off Suppl OPEX	CF	9300011534	3/31/2013	113.67
53401500	AWWSC Off Suppl OPEX	CF	9300011535	3/31/2013	92.35
53401500	AWWSC Off Suppl OPEX	CF	9300011536	3/31/2013	171.27
53401500	AWWSC Off Suppl OPEX	CF	9300011537	3/31/2013	224.22
53401500	AWWSC Off Suppl OPEX	CF	9300011539	3/31/2013	243.76
53401500	AWWSC Off Suppl OPEX	CF	9300011540	3/31/2013	(27.07)
53401500	AWWSC Off Suppl OPEX	CF	9300011541	3/31/2013	335.74
53401500	AWWSC Off Suppl OPEX	CF	9300011543	3/31/2013	291.13
53401500	AWWSC Off Suppl OPEX	CF	9300011544	3/31/2013	(89.63)
53401500	AWWSC Off Suppl OPEX	CF	9300011545	3/31/2013	80.41
53401500	AWWSC Off Suppl OPEX	CF	9300011546	3/31/2013	(3.96)
53401500	AWWSC Off Suppl OPEX	CF	9300011549	3/31/2013	2.17

## Kentucky American Water Company

Case No. 2012-00520

Response to PSC DR1, Item 31

Account	Description	Doc Type	Document Number	Posting Date	Amount
53401500	AWWSC Off Suppl OPEX	CF	9300011550	3/31/2013	(11.86)
53401500	AWWSC Off Suppl OPEX	CF	9300011551	3/31/2013	87.17
53401500	AWWSC Off Suppl OPEX	CF	9300011552	3/31/2013	293.10
53401500	AWWSC Off Suppl OPEX	CF	9300011553	3/31/2013	5.85
53401500	AWWSC Off Suppl OPEX	CF	9300011556	3/31/2013	23.87
53401500	AWWSC Off Suppl OPEX	CF	9300011558	3/31/2013	(4.18)
53401500	AWWSC Off Suppl OPEX	CF	9300011563	3/31/2013	(203.77)
53401500	AWWSC Off Suppl OPEX	CF	9300011564	3/31/2013	107.06
53401500	AWWSC Off Suppl OPEX	CF	9300011565	3/31/2013	1.86
53401500	AWWSC Off Suppl OPEX	CF	9300011566	3/31/2013	(11.49)
53401500	AWWSC Off Suppl OPEX	CF	9300011567	3/31/2013	(75.63)
53401500	AWWSC Off Suppl OPEX	CF	9300011569	3/31/2013	314.76
53401500	AWWSC Off Suppl OPEX	CF	9300011570	3/31/2013	276.28
53401500	AWWSC Off Suppl OPEX	CF	9300011572	3/31/2013	8.46
53401500	AWWSC Off Suppl OPEX	CF	9300011574	3/31/2013	28.50
53401500	AWWSC Off Suppl OPEX	CF	9300011577	3/31/2013	314.98
53401500	AWWSC Off Suppl OPEX	CF	9300011578	3/31/2013	(32.08)
53401500	AWWSC Off Suppl OPEX	CF	9300011579	3/31/2013	(6.64)
53401500	AWWSC Off Suppl OPEX	CF	9300011581	3/31/2013	32.14
53401500	AWWSC Off Suppl OPEX	CF	9300011583	3/31/2013	2.69
53401500	AWWSC Off Suppl OPEX	CF	9300011586	3/31/2013	(2.77)
53401500	AWWSC Off Suppl OPEX	CF	9300011587	3/31/2013	(7.31)
53401500	AWWSC Off Suppl OPEX	CF	9300011588	3/31/2013	425.21
53401500	AWWSC Off Suppl OPEX	CF	9300011594	3/31/2013	72.01
53401500	AWWSC Off Suppl OPEX	CF	9300011595	3/31/2013	(49.18)
53401500	AWWSC Off Suppl OPEX	CF	9300011596	3/31/2013	400.31
53401500	AWWSC Off Suppl OPEX	CF	9300011597	3/31/2013	(930.83)
53401500	AWWSC Off Suppl OPEX	CF	9300011598	3/31/2013	1,104.81
53401500	AWWSC Off Suppl OPEX	CF	9300011599	3/31/2013	213.59
53401500	AWWSC Off Suppl OPEX	CF	9300011600	3/31/2013	105.07
53401500	AWWSC Off Suppl OPEX	CF	9300011601	3/31/2013	78.55
53401500	AWWSC Off Suppl OPEX	CF	9300011602	3/31/2013	10.98
53401500	AWWSC Off Suppl OPEX	CF	9300011603	3/31/2013	2.74
53401500	AWWSC Off Suppl OPEX	CF	9300011606	3/31/2013	150.42
53401500	AWWSC Off Suppl OPEX	CF	9300011608	3/31/2013	24.64
53401500	AWWSC Off Suppl OPEX	CF	9300011609	3/31/2013	12.22
53401500	AWWSC Off Suppl OPEX	CF	9300011610	3/31/2013	30.82
53401500	AWWSC Off Suppl OPEX	CF	9300011612	3/31/2013	(154.12)
53401500	AWWSC Off Suppl OPEX	CF	9300011613	3/31/2013	193.80
53401500	AWWSC Off Suppl OPEX	CF	9300011622	3/31/2013	0.15
53401500	AWWSC Off Suppl OPEX	CF	9300011624	3/31/2013	41.12
53401500	AWWSC Off Suppl OPEX	CF	9300011627	3/31/2013	661.34
53401500	AWWSC Off Suppl OPEX	CF	9300011634	3/31/2013	74.77
53401500	AWWSC Off Suppl OPEX	CF	9300011833	3/31/2013	82.94
53401500	AWWSC Off Suppl OPEX	CF	9300011834	3/31/2013	82.36
53401500	AWWSC Off Suppl OPEX	CF	9300011836	3/31/2013	15.23
53401500	AWWSC Off Suppl OPEX	CF	9300011837	3/31/2013	141.49
53401500	AWWSC Off Suppl OPEX	CF	9300011840	3/31/2013	69.57
53401500	AWWSC Off Suppl OPEX	CF	9300011849	3/31/2013	(215.98)
53401500	AWWSC Off Suppl OPEX	CF	9300011850	3/31/2013	(1.69)
53401500	AWWSC Off Suppl OPEX	CF	9300011851	3/31/2013	0.57
53401500	AWWSC Off Suppl OPEX	CF	9300011853	3/31/2013	(261.04)
53401500	AWWSC Off Suppl OPEX	CF	9300011854	3/31/2013	20.13

## Kentucky American Water Company

Case No. 2012-00520

Response to PSC DR1, Item 31

Account	Description	Doc Type	Document Number	Posting Date	Amount
53401500	AWWSC Off Suppl OPEX	CF	9300011855	3/31/2013	92.21
53401500	AWWSC Off Suppl OPEX	CF	9300011856	3/31/2013	199.64
53401500	AWWSC Off Suppl OPEX	CF	9300011857	3/31/2013	25.08
53401500	AWWSC Off Suppl OPEX	CF	9300011858	3/31/2013	151.91
53401500	AWWSC Off Suppl OPEX	CF	9300011859	3/31/2013	66.14
53401500	AWWSC Off Suppl OPEX	CF	9300011860	3/31/2013	34.11
53401500	AWWSC Off Suppl OPEX	CF	9300011862	3/31/2013	130.35
53401500	AWWSC Off Suppl OPEX	CF	9300011863	3/31/2013	50.99
53401500	AWWSC Off Suppl OPEX	CF	9300011864	3/31/2013	235.60
53401500	AWWSC Off Suppl OPEX	CF	9300011865	3/31/2013	198.87
53401500	AWWSC Off Suppl OPEX	CF	9300011866	3/31/2013	42.26
53401500	AWWSC Off Suppl OPEX	CF	9300011867	3/31/2013	11.93
53401500	AWWSC Off Suppl OPEX	CF	9300011870	3/31/2013	(1.58)
53401500	AWWSC Off Suppl OPEX	CF	9300011874	3/31/2013	(57.76)
53401500	AWWSC Off Suppl OPEX	CF	9300011877	3/31/2013	145.58
53401500	AWWSC Off Suppl OPEX	CF	9300011888	3/31/2013	101.91
53401500	AWWSC Off Suppl OPEX	CF	9300011889	3/31/2013	1.80
53401500	AWWSC Off Suppl OPEX	CF	9300011892	3/31/2013	2.40
53401500	AWWSC Off Suppl OPEX	CF	9300011902	3/31/2013	78.01
53401500	AWWSC Off Suppl OPEX	CF	9300011903	3/31/2013	257.12
53401500	AWWSC Off Suppl OPEX	CF	9300011904	3/31/2013	249.00
53401500	AWWSC Off Suppl OPEX	CF	9300011908	3/31/2013	1,944.01
53401500	AWWSC Off Suppl OPEX	CF	9300011910	3/31/2013	369.73
53401500	AWWSC Off Suppl OPEX	CF	9300011911	3/31/2013	0.51
53401500	AWWSC Off Suppl OPEX	CF	9300011912	3/31/2013	112.51
53401500	AWWSC Off Suppl OPEX	CF	9300011914	3/31/2013	55.83
53401500	AWWSC Off Suppl OPEX	CF	9300011916	3/31/2013	(3.97)
53401500	AWWSC Off Suppl OPEX	CF	9300011918	3/31/2013	355.94
53401500	AWWSC Off Suppl OPEX	CF	9300011920	3/31/2013	21.44
53401500	AWWSC Off Suppl OPEX	CF	9300011921	3/31/2013	(804.29)
53401500	AWWSC Off Suppl OPEX	CF	9300011922	3/31/2013	581.47
53401500	AWWSC Off Suppl OPEX	CF	9300011926	3/31/2013	54.52
53401500	AWWSC Off Suppl OPEX	CF	9300011927	3/31/2013	(194.64)
53401500	AWWSC Off Suppl OPEX	CF	9300011929	3/31/2013	289.01
53401500	AWWSC Off Suppl OPEX	CF	9300011932	3/31/2013	25.17
53401500	AWWSC Off Suppl OPEX	CF	9300011933	3/31/2013	7.33
53401500	AWWSC Off Suppl OPEX	CF	9300011937	3/31/2013	568.91
53401500	AWWSC Off Suppl OPEX	CF	9300011938	3/31/2013	20.09
53401500	AWWSC Off Suppl OPEX	CF	9300011939	3/31/2013	107.22
53401500	AWWSC Off Suppl OPEX	CF	9300011953	3/31/2013	575.45
53401500	AWWSC Off Suppl OPEX	CF	9300012052	3/31/2013	5.04
53401500	AWWSC Off Suppl OPEX	CF	9300012053	3/31/2013	0.49
53401500	AWWSC Off Suppl OPEX	CF	9300012054	3/31/2013	102.31
53401500	AWWSC Off Suppl OPEX	CF	9300012056	3/31/2013	2.46
53401500	AWWSC Off Suppl OPEX	CF	9300012057	3/31/2013	5.39
53401500	AWWSC Off Suppl OPEX	CF	9300012058	3/31/2013	5.92
53401500	AWWSC Off Suppl OPEX	CF	9300012059	3/31/2013	623.66
53401500	AWWSC Off Suppl OPEX	CF	9300012063	3/31/2013	43.32
53401500	AWWSC Off Suppl OPEX	CF	9300012064	3/31/2013	852.76
53401500	AWWSC Off Suppl OPEX	CF	9300012066	3/31/2013	504.20
53401500	AWWSC Off Suppl OPEX	CF	9300012067	3/31/2013	664.33
53401500	AWWSC Off Suppl OPEX	CF	9300012068	3/31/2013	1.59
53401500	AWWSC Off Suppl OPEX	CF	9300012069	3/31/2013	35.44

## Kentucky American Water Company

Case No. 2012-00520

Response to PSC DR1, Item 31

Account	Description	Doc Type	Document Number	Posting Date	Amount
53401500	AWWSC Off Suppl OPEX	CF	9300012070	3/31/2013	1.31
53401500	AWWSC Off Suppl OPEX	CF	9300012071	3/31/2013	4.50
53401500	AWWSC Off Suppl OPEX	CF	9300012072	3/31/2013	(1.43)
53401500	AWWSC Off Suppl OPEX	CF	9300012073	3/31/2013	1.60
53401500	AWWSC Off Suppl OPEX	CF	9300012074	3/31/2013	236.19
53401500	AWWSC Off Suppl OPEX	CF	9300012075	3/31/2013	302.70
53401500	AWWSC Off Suppl OPEX	CF	9300012076	3/31/2013	51.11
53401500	AWWSC Off Suppl OPEX	CF	9300012077	3/31/2013	0.02
53401700	AWWSC Rents OPEX	CF	9300011503	3/31/2013	3.31
53401700	AWWSC Rents OPEX	CF	9300011518	3/31/2013	150.32
53401700	AWWSC Rents OPEX	CF	9300011624	3/31/2013	67.40
53401700	AWWSC Rents OPEX	CF	9300011860	3/31/2013	272.52
53401700	AWWSC Rents OPEX	CF	9300011903	3/31/2013	143.37
53401700	AWWSC Rents OPEX	CF	9300011908	3/31/2013	37.69
53401700	AWWSC Rents OPEX	CF	9300011912	3/31/2013	115.26
53401700	AWWSC Rents OPEX	CF	9300011918	3/31/2013	100.82
53401700	AWWSC Rents OPEX	CF	9300011919	3/31/2013	526.65
53401700	AWWSC Rents OPEX	CF	9300011921	3/31/2013	143.76
53401700	AWWSC Rents OPEX	CF	9300011922	3/31/2013	412.19
53401700	AWWSC Rents OPEX	CF	9300012054	3/31/2013	3,314.99
53401700	AWWSC Rents OPEX	CF	9300012059	3/31/2013	4,091.66
53401700	AWWSC Rents OPEX	CF	9300012063	3/31/2013	597.23
53401700	AWWSC Rents OPEX	CF	9300012064	3/31/2013	3,013.77
53401700	AWWSC Rents OPEX	CF	9300012066	3/31/2013	1,248.96
53401700	AWWSC Rents OPEX	CF	9300012067	3/31/2013	3,835.62
53401700	AWWSC Rents OPEX	CF	9300012068	3/31/2013	2,378.53
53401700	AWWSC Rents OPEX	CF	9300012073	3/31/2013	27.92
53401700	AWWSC Rents OPEX	CF	9300012075	3/31/2013	3,561.04
53401700	AWWSC Rents OPEX	CF	9300012076	3/31/2013	10.72
53401900	AWWSC Maint OPEX	CF	9300011869	3/31/2013	239.86
53401900	AWWSC Maint OPEX	CF	9300011908	3/31/2013	596.95
53401900	AWWSC Maint OPEX	CF	9300012068	3/31/2013	655.06
53401900	AWWSC Maint OPEX	CF	9300012069	3/31/2013	6,147.86
53401900	AWWSC Maint OPEX	CF	9300012070	3/31/2013	5,912.84
53401900	AWWSC Maint OPEX	CF	9300012071	3/31/2013	11,642.23
53401900	AWWSC Maint OPEX	CF	9300012072	3/31/2013	2,985.85
53402100	AWWSC Oth O&M OPEX	CF	9300011475	3/31/2013	(60.83)
53402100	AWWSC Oth O&M OPEX	CF	9300011477	3/31/2013	8.57
53402100	AWWSC Oth O&M OPEX	CF	9300011479	3/31/2013	(81.40)
53402100	AWWSC Oth O&M OPEX	CF	9300011480	3/31/2013	9.58
53402100	AWWSC Oth O&M OPEX	CF	9300011481	3/31/2013	3.21
53402100	AWWSC Oth O&M OPEX	CF	9300011482	3/31/2013	177.94
53402100	AWWSC Oth O&M OPEX	CF	9300011483	3/31/2013	6.44
53402100	AWWSC Oth O&M OPEX	CF	9300011484	3/31/2013	97.42
53402100	AWWSC Oth O&M OPEX	CF	9300011485	3/31/2013	0.83
53402100	AWWSC Oth O&M OPEX	CF	9300011486	3/31/2013	1.92
53402100	AWWSC Oth O&M OPEX	CF	9300011487	3/31/2013	1.37
53402100	AWWSC Oth O&M OPEX	CF	9300011488	3/31/2013	(4.06)
53402100	AWWSC Oth O&M OPEX	CF	9300011489	3/31/2013	(0.19)
53402100	AWWSC Oth O&M OPEX	CF	9300011490	3/31/2013	(1.32)
53402100	AWWSC Oth O&M OPEX	CF	9300011491	3/31/2013	2.47
53402100	AWWSC Oth O&M OPEX	CF	9300011492	3/31/2013	87.50
53402100	AWWSC Oth O&M OPEX	CF	9300011493	3/31/2013	(573.89)

Kentucky American Water Company  
Case No. 2012-00520  
Response to PSC DR1, Item 31

Account	Description	Doc Type	Document Number	Posting Date	Amount
53402100	AWWSC Oth O&M OPEX	CF	9300011496	3/31/2013	(8.51)
53402100	AWWSC Oth O&M OPEX	CF	9300011497	3/31/2013	24.53
53402100	AWWSC Oth O&M OPEX	CF	9300011498	3/31/2013	24.24
53402100	AWWSC Oth O&M OPEX	CF	9300011499	3/31/2013	9.56
53402100	AWWSC Oth O&M OPEX	CF	9300011500	3/31/2013	17.57
53402100	AWWSC Oth O&M OPEX	CF	9300011501	3/31/2013	3.88
53402100	AWWSC Oth O&M OPEX	CF	9300011503	3/31/2013	229.56
53402100	AWWSC Oth O&M OPEX	CF	9300011504	3/31/2013	55.84
53402100	AWWSC Oth O&M OPEX	CF	9300011505	3/31/2013	(316.51)
53402100	AWWSC Oth O&M OPEX	CF	9300011506	3/31/2013	(1.78)
53402100	AWWSC Oth O&M OPEX	CF	9300011507	3/31/2013	0.88
53402100	AWWSC Oth O&M OPEX	CF	9300011508	3/31/2013	(2.32)
53402100	AWWSC Oth O&M OPEX	CF	9300011509	3/31/2013	57.21
53402100	AWWSC Oth O&M OPEX	CF	9300011510	3/31/2013	18.42
53402100	AWWSC Oth O&M OPEX	CF	9300011511	3/31/2013	34.68
53402100	AWWSC Oth O&M OPEX	CF	9300011512	3/31/2013	1,930.16
53402100	AWWSC Oth O&M OPEX	CF	9300011513	3/31/2013	45.23
53402100	AWWSC Oth O&M OPEX	CF	9300011514	3/31/2013	28.99
53402100	AWWSC Oth O&M OPEX	CF	9300011515	3/31/2013	200.09
53402100	AWWSC Oth O&M OPEX	CF	9300011516	3/31/2013	1,326.67
53402100	AWWSC Oth O&M OPEX	CF	9300011517	3/31/2013	9.98
53402100	AWWSC Oth O&M OPEX	CF	9300011518	3/31/2013	20.93
53402100	AWWSC Oth O&M OPEX	CF	9300011519	3/31/2013	5.61
53402100	AWWSC Oth O&M OPEX	CF	9300011520	3/31/2013	(4.97)
53402100	AWWSC Oth O&M OPEX	CF	9300011522	3/31/2013	(61.60)
53402100	AWWSC Oth O&M OPEX	CF	9300011523	3/31/2013	22.67
53402100	AWWSC Oth O&M OPEX	CF	9300011524	3/31/2013	(0.87)
53402100	AWWSC Oth O&M OPEX	CF	9300011525	3/31/2013	(2.06)
53402100	AWWSC Oth O&M OPEX	CF	9300011526	3/31/2013	(1.16)
53402100	AWWSC Oth O&M OPEX	CF	9300011527	3/31/2013	3.10
53402100	AWWSC Oth O&M OPEX	CF	9300011528	3/31/2013	(0.68)
53402100	AWWSC Oth O&M OPEX	CF	9300011529	3/31/2013	(3.65)
53402100	AWWSC Oth O&M OPEX	CF	9300011530	3/31/2013	10.14
53402100	AWWSC Oth O&M OPEX	CF	9300011532	3/31/2013	(15.92)
53402100	AWWSC Oth O&M OPEX	CF	9300011534	3/31/2013	26.41
53402100	AWWSC Oth O&M OPEX	CF	9300011535	3/31/2013	26.77
53402100	AWWSC Oth O&M OPEX	CF	9300011536	3/31/2013	17.31
53402100	AWWSC Oth O&M OPEX	CF	9300011537	3/31/2013	14.72
53402100	AWWSC Oth O&M OPEX	CF	9300011539	3/31/2013	57.55
53402100	AWWSC Oth O&M OPEX	CF	9300011540	3/31/2013	(3.07)
53402100	AWWSC Oth O&M OPEX	CF	9300011541	3/31/2013	41.49
53402100	AWWSC Oth O&M OPEX	CF	9300011542	3/31/2013	3.05
53402100	AWWSC Oth O&M OPEX	CF	9300011543	3/31/2013	370.81
53402100	AWWSC Oth O&M OPEX	CF	9300011544	3/31/2013	(3.17)
53402100	AWWSC Oth O&M OPEX	CF	9300011545	3/31/2013	16.85
53402100	AWWSC Oth O&M OPEX	CF	9300011546	3/31/2013	(0.63)
53402100	AWWSC Oth O&M OPEX	CF	9300011549	3/31/2013	35.53
53402100	AWWSC Oth O&M OPEX	CF	9300011550	3/31/2013	(0.71)
53402100	AWWSC Oth O&M OPEX	CF	9300011551	3/31/2013	13.56
53402100	AWWSC Oth O&M OPEX	CF	9300011552	3/31/2013	59.14
53402100	AWWSC Oth O&M OPEX	CF	9300011554	3/31/2013	3.11
53402100	AWWSC Oth O&M OPEX	CF	9300011559	3/31/2013	692.85
53402100	AWWSC Oth O&M OPEX	CF	9300011563	3/31/2013	51.41



## Kentucky American Water Company

Case No. 2012-00520

Response to PSC DR1, Item 31

Account	Description	Doc Type	Document Number	Posting Date	Amount
53402100	AWWSC Oth O&M OPEX	CF	9300011564	3/31/2013	42.83
53402100	AWWSC Oth O&M OPEX	CF	9300011565	3/31/2013	577.48
53402100	AWWSC Oth O&M OPEX	CF	9300011566	3/31/2013	21.87
53402100	AWWSC Oth O&M OPEX	CF	9300011567	3/31/2013	(8.15)
53402100	AWWSC Oth O&M OPEX	CF	9300011569	3/31/2013	38.11
53402100	AWWSC Oth O&M OPEX	CF	9300011570	3/31/2013	224.15
53402100	AWWSC Oth O&M OPEX	CF	9300011572	3/31/2013	7.89
53402100	AWWSC Oth O&M OPEX	CF	9300011576	3/31/2013	0.41
53402100	AWWSC Oth O&M OPEX	CF	9300011577	3/31/2013	56.83
53402100	AWWSC Oth O&M OPEX	CF	9300011578	3/31/2013	19.39
53402100	AWWSC Oth O&M OPEX	CF	9300011579	3/31/2013	4.99
53402100	AWWSC Oth O&M OPEX	CF	9300011581	3/31/2013	14.81
53402100	AWWSC Oth O&M OPEX	CF	9300011585	3/31/2013	4.94
53402100	AWWSC Oth O&M OPEX	CF	9300011586	3/31/2013	8.40
53402100	AWWSC Oth O&M OPEX	CF	9300011587	3/31/2013	24.92
53402100	AWWSC Oth O&M OPEX	CF	9300011588	3/31/2013	30.50
53402100	AWWSC Oth O&M OPEX	CF	9300011589	3/31/2013	(75.77)
53402100	AWWSC Oth O&M OPEX	CF	9300011590	3/31/2013	3.50
53402100	AWWSC Oth O&M OPEX	CF	9300011591	3/31/2013	10.37
53402100	AWWSC Oth O&M OPEX	CF	9300011593	3/31/2013	1.00
53402100	AWWSC Oth O&M OPEX	CF	9300011594	3/31/2013	19.83
53402100	AWWSC Oth O&M OPEX	CF	9300011595	3/31/2013	(5.56)
53402100	AWWSC Oth O&M OPEX	CF	9300011596	3/31/2013	9.92
53402100	AWWSC Oth O&M OPEX	CF	9300011597	3/31/2013	47.98
53402100	AWWSC Oth O&M OPEX	CF	9300011598	3/31/2013	215.58
53402100	AWWSC Oth O&M OPEX	CF	9300011599	3/31/2013	51.75
53402100	AWWSC Oth O&M OPEX	CF	9300011600	3/31/2013	(1,364.06)
53402100	AWWSC Oth O&M OPEX	CF	9300011601	3/31/2013	11.96
53402100	AWWSC Oth O&M OPEX	CF	9300011604	3/31/2013	187.47
53402100	AWWSC Oth O&M OPEX	CF	9300011606	3/31/2013	1.78
53402100	AWWSC Oth O&M OPEX	CF	9300011609	3/31/2013	(142.39)
53402100	AWWSC Oth O&M OPEX	CF	9300011610	3/31/2013	14.81
53402100	AWWSC Oth O&M OPEX	CF	9300011611	3/31/2013	2.10
53402100	AWWSC Oth O&M OPEX	CF	9300011612	3/31/2013	53.52
53402100	AWWSC Oth O&M OPEX	CF	9300011613	3/31/2013	558.18
53402100	AWWSC Oth O&M OPEX	CF	9300011616	3/31/2013	0.05
53402100	AWWSC Oth O&M OPEX	CF	9300011620	3/31/2013	0.10
53402100	AWWSC Oth O&M OPEX	CF	9300011622	3/31/2013	(1,007.50)
53402100	AWWSC Oth O&M OPEX	CF	9300011624	3/31/2013	495.82
53402100	AWWSC Oth O&M OPEX	CF	9300011627	3/31/2013	(18.69)
53402100	AWWSC Oth O&M OPEX	CF	9300011628	3/31/2013	(106.80)
53402100	AWWSC Oth O&M OPEX	CF	9300011634	3/31/2013	233.77
53402100	AWWSC Oth O&M OPEX	CF	9300011635	3/31/2013	19.81
53402100	AWWSC Oth O&M OPEX	CF	9300011642	3/31/2013	5.12
53402100	AWWSC Oth O&M OPEX	CF	9300011833	3/31/2013	143.14
53402100	AWWSC Oth O&M OPEX	CF	9300011834	3/31/2013	25.17
53402100	AWWSC Oth O&M OPEX	CF	9300011835	3/31/2013	1.55
53402100	AWWSC Oth O&M OPEX	CF	9300011836	3/31/2013	21.35
53402100	AWWSC Oth O&M OPEX	CF	9300011837	3/31/2013	1,601.21
53402100	AWWSC Oth O&M OPEX	CF	9300011840	3/31/2013	74.74
53402100	AWWSC Oth O&M OPEX	CF	9300011848	3/31/2013	2.92
53402100	AWWSC Oth O&M OPEX	CF	9300011849	3/31/2013	0.39
53402100	AWWSC Oth O&M OPEX	CF	9300011850	3/31/2013	(14.91)

## Kentucky American Water Company

Case No. 2012-00520

Response to PSC DR1, Item 31

Account	Description	Doc Type	Document Number	Posting Date	Amount
53402100	AWWSC Oth O&M OPEX	CF	9300011851	3/31/2013	36.63
53402100	AWWSC Oth O&M OPEX	CF	9300011852	3/31/2013	2.81
53402100	AWWSC Oth O&M OPEX	CF	9300011853	3/31/2013	74.71
53402100	AWWSC Oth O&M OPEX	CF	9300011855	3/31/2013	87.97
53402100	AWWSC Oth O&M OPEX	CF	9300011856	3/31/2013	82.77
53402100	AWWSC Oth O&M OPEX	CF	9300011857	3/31/2013	17.22
53402100	AWWSC Oth O&M OPEX	CF	9300011858	3/31/2013	73.14
53402100	AWWSC Oth O&M OPEX	CF	9300011859	3/31/2013	1,995.29
53402100	AWWSC Oth O&M OPEX	CF	9300011860	3/31/2013	(114.93)
53402100	AWWSC Oth O&M OPEX	CF	9300011861	3/31/2013	4.28
53402100	AWWSC Oth O&M OPEX	CF	9300011862	3/31/2013	41.56
53402100	AWWSC Oth O&M OPEX	CF	9300011863	3/31/2013	26.68
53402100	AWWSC Oth O&M OPEX	CF	9300011864	3/31/2013	144.77
53402100	AWWSC Oth O&M OPEX	CF	9300011865	3/31/2013	109.56
53402100	AWWSC Oth O&M OPEX	CF	9300011877	3/31/2013	0.25
53402100	AWWSC Oth O&M OPEX	CF	9300011879	3/31/2013	225.46
53402100	AWWSC Oth O&M OPEX	CF	9300011884	3/31/2013	6,270.76
53402100	AWWSC Oth O&M OPEX	CF	9300011885	3/31/2013	0.24
53402100	AWWSC Oth O&M OPEX	CF	9300011888	3/31/2013	2.81
53402100	AWWSC Oth O&M OPEX	CF	9300011892	3/31/2013	34.19
53402100	AWWSC Oth O&M OPEX	CF	9300011900	3/31/2013	0.06
53402100	AWWSC Oth O&M OPEX	CF	9300011902	3/31/2013	188.05
53402100	AWWSC Oth O&M OPEX	CF	9300011903	3/31/2013	(42.10)
53402100	AWWSC Oth O&M OPEX	CF	9300011904	3/31/2013	40.91
53402100	AWWSC Oth O&M OPEX	CF	9300011908	3/31/2013	810.73
53402100	AWWSC Oth O&M OPEX	CF	9300011910	3/31/2013	372.83
53402100	AWWSC Oth O&M OPEX	CF	9300011911	3/31/2013	8.61
53402100	AWWSC Oth O&M OPEX	CF	9300011912	3/31/2013	61.02
53402100	AWWSC Oth O&M OPEX	CF	9300011914	3/31/2013	27.09
53402100	AWWSC Oth O&M OPEX	CF	9300011915	3/31/2013	12.61
53402100	AWWSC Oth O&M OPEX	CF	9300011916	3/31/2013	2.42
53402100	AWWSC Oth O&M OPEX	CF	9300011918	3/31/2013	110.58
53402100	AWWSC Oth O&M OPEX	CF	9300011920	3/31/2013	35.79
53402100	AWWSC Oth O&M OPEX	CF	9300011921	3/31/2013	54.06
53402100	AWWSC Oth O&M OPEX	CF	9300011922	3/31/2013	111.80
53402100	AWWSC Oth O&M OPEX	CF	9300011923	3/31/2013	(0.12)
53402100	AWWSC Oth O&M OPEX	CF	9300011926	3/31/2013	26.79
53402100	AWWSC Oth O&M OPEX	CF	9300011927	3/31/2013	12.76
53402100	AWWSC Oth O&M OPEX	CF	9300011928	3/31/2013	8.70
53402100	AWWSC Oth O&M OPEX	CF	9300011929	3/31/2013	17.78
53402100	AWWSC Oth O&M OPEX	CF	9300011932	3/31/2013	(233.92)
53402100	AWWSC Oth O&M OPEX	CF	9300011933	3/31/2013	0.59
53402100	AWWSC Oth O&M OPEX	CF	9300011936	3/31/2013	26.50
53402100	AWWSC Oth O&M OPEX	CF	9300011940	3/31/2013	2,156.12
53402100	AWWSC Oth O&M OPEX	CF	9300011941	3/31/2013	(1,088.53)
53402100	AWWSC Oth O&M OPEX	CF	9300012052	3/31/2013	145.85
53402100	AWWSC Oth O&M OPEX	CF	9300012053	3/31/2013	3,537.27
53402100	AWWSC Oth O&M OPEX	CF	9300012054	3/31/2013	968.98
53402100	AWWSC Oth O&M OPEX	CF	9300012055	3/31/2013	(146.29)
53402100	AWWSC Oth O&M OPEX	CF	9300012056	3/31/2013	128.95
53402100	AWWSC Oth O&M OPEX	CF	9300012057	3/31/2013	319.26
53402100	AWWSC Oth O&M OPEX	CF	9300012058	3/31/2013	2,016.31
53402100	AWWSC Oth O&M OPEX	CF	9300012059	3/31/2013	482.15

Kentucky American Water Company  
Case No. 2012-00520  
Response to PSC DR1, Item 31

Account	Description	Doc Type	Document Number	Posting Date	Amount
53402100	AWWSC Oth O&M OPEX	CF	9300012060	3/31/2013	4.16
53402100	AWWSC Oth O&M OPEX	CF	9300012061	3/31/2013	22.75
53402100	AWWSC Oth O&M OPEX	CF	9300012062	3/31/2013	180.53
53402100	AWWSC Oth O&M OPEX	CF	9300012063	3/31/2013	305.52
53402100	AWWSC Oth O&M OPEX	CF	9300012064	3/31/2013	3,326.13
53402100	AWWSC Oth O&M OPEX	CF	9300012065	3/31/2013	1,626.67
53402100	AWWSC Oth O&M OPEX	CF	9300012066	3/31/2013	1,921.78
53402100	AWWSC Oth O&M OPEX	CF	9300012067	3/31/2013	61.09
53402100	AWWSC Oth O&M OPEX	CF	9300012068	3/31/2013	130.18
53402100	AWWSC Oth O&M OPEX	CF	9300012069	3/31/2013	515.52
53402100	AWWSC Oth O&M OPEX	CF	9300012070	3/31/2013	304.95
53402100	AWWSC Oth O&M OPEX	CF	9300012071	3/31/2013	7,653.88
53402100	AWWSC Oth O&M OPEX	CF	9300012072	3/31/2013	23.36
53402100	AWWSC Oth O&M OPEX	CF	9300012073	3/31/2013	32.83
53402100	AWWSC Oth O&M OPEX	CF	9300012074	3/31/2013	689.38
53402100	AWWSC Oth O&M OPEX	CF	9300012075	3/31/2013	(22.21)
53402100	AWWSC Oth O&M OPEX	CF	9300012076	3/31/2013	4.89
53402100	AWWSC Oth O&M OPEX	CF	9300012077	3/31/2013	1.01
53402200	AWWSC Dpr/Amrt OPEX	CF	9300012052	3/31/2013	118.34
53402200	AWWSC Dpr/Amrt OPEX	CF	9300012053	3/31/2013	464.91
53402200	AWWSC Dpr/Amrt OPEX	CF	9300012054	3/31/2013	1,054.30
53402200	AWWSC Dpr/Amrt OPEX	CF	9300012057	3/31/2013	40.68
53402200	AWWSC Dpr/Amrt OPEX	CF	9300012061	3/31/2013	576.39
53402200	AWWSC Dpr/Amrt OPEX	CF	9300012062	3/31/2013	158.28
53402200	AWWSC Dpr/Amrt OPEX	CF	9300012063	3/31/2013	142.88
53402200	AWWSC Dpr/Amrt OPEX	CF	9300012064	3/31/2013	2,675.38
53402200	AWWSC Dpr/Amrt OPEX	CF	9300012066	3/31/2013	3,324.51
53402200	AWWSC Dpr/Amrt OPEX	CF	9300012067	3/31/2013	62,025.53
53402200	AWWSC Dpr/Amrt OPEX	CF	9300012068	3/31/2013	937.09
53402200	AWWSC Dpr/Amrt OPEX	CF	9300012072	3/31/2013	4,668.58
53402200	AWWSC Dpr/Amrt OPEX	CF	9300012073	3/31/2013	8.56
53402200	AWWSC Dpr/Amrt OPEX	CF	9300012074	3/31/2013	137.27
53402200	AWWSC Dpr/Amrt OPEX	CF	9300012075	3/31/2013	1,138.48
53402200	AWWSC Dpr/Amrt OPEX	CF	9300012076	3/31/2013	(0.21)
53402300	AWWSC Gen Tax OPEX	CF	9300011475	3/31/2013	25.72
53402300	AWWSC Gen Tax OPEX	CF	9300011477	3/31/2013	14.31
53402300	AWWSC Gen Tax OPEX	CF	9300011478	3/31/2013	12.46
53402300	AWWSC Gen Tax OPEX	CF	9300011479	3/31/2013	3.88
53402300	AWWSC Gen Tax OPEX	CF	9300011480	3/31/2013	5.17
53402300	AWWSC Gen Tax OPEX	CF	9300011482	3/31/2013	(77.46)
53402300	AWWSC Gen Tax OPEX	CF	9300011483	3/31/2013	(157.39)
53402300	AWWSC Gen Tax OPEX	CF	9300011484	3/31/2013	92.57
53402300	AWWSC Gen Tax OPEX	CF	9300011485	3/31/2013	0.88
53402300	AWWSC Gen Tax OPEX	CF	9300011492	3/31/2013	(109.58)
53402300	AWWSC Gen Tax OPEX	CF	9300011493	3/31/2013	281.02
53402300	AWWSC Gen Tax OPEX	CF	9300011494	3/31/2013	88.03
53402300	AWWSC Gen Tax OPEX	CF	9300011495	3/31/2013	22.86
53402300	AWWSC Gen Tax OPEX	CF	9300011496	3/31/2013	98.16
53402300	AWWSC Gen Tax OPEX	CF	9300011497	3/31/2013	(45.93)
53402300	AWWSC Gen Tax OPEX	CF	9300011498	3/31/2013	87.37
53402300	AWWSC Gen Tax OPEX	CF	9300011499	3/31/2013	(61.95)
53402300	AWWSC Gen Tax OPEX	CF	9300011500	3/31/2013	(180.27)
53402300	AWWSC Gen Tax OPEX	CF	9300011502	3/31/2013	(6.06)

Kentucky American Water Company  
Case No. 2012-00520  
Response to PSC DR1, Item 31

Account	Description	Doc Type	Document Number	Posting Date	Amount
53402300	AWWSC Gen Tax OPEX	CF	9300011503	3/31/2013	(213.52)
53402300	AWWSC Gen Tax OPEX	CF	9300011504	3/31/2013	44.11
53402300	AWWSC Gen Tax OPEX	CF	9300011506	3/31/2013	(21.69)
53402300	AWWSC Gen Tax OPEX	CF	9300011507	3/31/2013	(86.89)
53402300	AWWSC Gen Tax OPEX	CF	9300011508	3/31/2013	(203.96)
53402300	AWWSC Gen Tax OPEX	CF	9300011509	3/31/2013	85.55
53402300	AWWSC Gen Tax OPEX	CF	9300011510	3/31/2013	41.21
53402300	AWWSC Gen Tax OPEX	CF	9300011511	3/31/2013	45.86
53402300	AWWSC Gen Tax OPEX	CF	9300011512	3/31/2013	30.69
53402300	AWWSC Gen Tax OPEX	CF	9300011513	3/31/2013	301.18
53402300	AWWSC Gen Tax OPEX	CF	9300011514	3/31/2013	(22.00)
53402300	AWWSC Gen Tax OPEX	CF	9300011515	3/31/2013	(77.91)
53402300	AWWSC Gen Tax OPEX	CF	9300011516	3/31/2013	(47.44)
53402300	AWWSC Gen Tax OPEX	CF	9300011517	3/31/2013	(155.11)
53402300	AWWSC Gen Tax OPEX	CF	9300011518	3/31/2013	(238.22)
53402300	AWWSC Gen Tax OPEX	CF	9300011519	3/31/2013	2.81
53402300	AWWSC Gen Tax OPEX	CF	9300011520	3/31/2013	(3.43)
53402300	AWWSC Gen Tax OPEX	CF	9300011521	3/31/2013	(11.27)
53402300	AWWSC Gen Tax OPEX	CF	9300011522	3/31/2013	(153.11)
53402300	AWWSC Gen Tax OPEX	CF	9300011523	3/31/2013	(292.16)
53402300	AWWSC Gen Tax OPEX	CF	9300011528	3/31/2013	3.10
53402300	AWWSC Gen Tax OPEX	CF	9300011529	3/31/2013	0.61
53402300	AWWSC Gen Tax OPEX	CF	9300011530	3/31/2013	(155.15)
53402300	AWWSC Gen Tax OPEX	CF	9300011534	3/31/2013	(6.43)
53402300	AWWSC Gen Tax OPEX	CF	9300011535	3/31/2013	84.58
53402300	AWWSC Gen Tax OPEX	CF	9300011536	3/31/2013	(240.97)
53402300	AWWSC Gen Tax OPEX	CF	9300011537	3/31/2013	(362.01)
53402300	AWWSC Gen Tax OPEX	CF	9300011538	3/31/2013	(21.95)
53402300	AWWSC Gen Tax OPEX	CF	9300011539	3/31/2013	(371.81)
53402300	AWWSC Gen Tax OPEX	CF	9300011540	3/31/2013	(135.25)
53402300	AWWSC Gen Tax OPEX	CF	9300011541	3/31/2013	(536.08)
53402300	AWWSC Gen Tax OPEX	CF	9300011542	3/31/2013	(63.77)
53402300	AWWSC Gen Tax OPEX	CF	9300011543	3/31/2013	113.04
53402300	AWWSC Gen Tax OPEX	CF	9300011544	3/31/2013	(318.49)
53402300	AWWSC Gen Tax OPEX	CF	9300011545	3/31/2013	(34.75)
53402300	AWWSC Gen Tax OPEX	CF	9300011546	3/31/2013	(144.46)
53402300	AWWSC Gen Tax OPEX	CF	9300011548	3/31/2013	1.61
53402300	AWWSC Gen Tax OPEX	CF	9300011549	3/31/2013	160.06
53402300	AWWSC Gen Tax OPEX	CF	9300011550	3/31/2013	(76.34)
53402300	AWWSC Gen Tax OPEX	CF	9300011551	3/31/2013	529.96
53402300	AWWSC Gen Tax OPEX	CF	9300011552	3/31/2013	5,891.20
53402300	AWWSC Gen Tax OPEX	CF	9300011555	3/31/2013	1.67
53402300	AWWSC Gen Tax OPEX	CF	9300011556	3/31/2013	12.10
53402300	AWWSC Gen Tax OPEX	CF	9300011557	3/31/2013	84.72
53402300	AWWSC Gen Tax OPEX	CF	9300011558	3/31/2013	14.39
53402300	AWWSC Gen Tax OPEX	CF	9300011559	3/31/2013	6.63
53402300	AWWSC Gen Tax OPEX	CF	9300011560	3/31/2013	(61.94)
53402300	AWWSC Gen Tax OPEX	CF	9300011561	3/31/2013	61.82
53402300	AWWSC Gen Tax OPEX	CF	9300011562	3/31/2013	197.58
53402300	AWWSC Gen Tax OPEX	CF	9300011563	3/31/2013	29.59
53402300	AWWSC Gen Tax OPEX	CF	9300011564	3/31/2013	51.04
53402300	AWWSC Gen Tax OPEX	CF	9300011565	3/31/2013	94.63
53402300	AWWSC Gen Tax OPEX	CF	9300011566	3/31/2013	(237.96)

Kentucky American Water Company  
Case No. 2012-00520  
Response to PSC DR1, Item 31

Account	Description	Doc Type	Document Number	Posting Date	Amount
53402300	AWWSC Gen Tax OPEX	CF	9300011567	3/31/2013	(2,848.83)
53402300	AWWSC Gen Tax OPEX	CF	9300011568	3/31/2013	(77.33)
53402300	AWWSC Gen Tax OPEX	CF	9300011569	3/31/2013	(2.89)
53402300	AWWSC Gen Tax OPEX	CF	9300011570	3/31/2013	(50.57)
53402300	AWWSC Gen Tax OPEX	CF	9300011571	3/31/2013	37.73
53402300	AWWSC Gen Tax OPEX	CF	9300011572	3/31/2013	96.03
53402300	AWWSC Gen Tax OPEX	CF	9300011573	3/31/2013	45.71
53402300	AWWSC Gen Tax OPEX	CF	9300011576	3/31/2013	14.03
53402300	AWWSC Gen Tax OPEX	CF	9300011577	3/31/2013	90.61
53402300	AWWSC Gen Tax OPEX	CF	9300011578	3/31/2013	1,644.61
53402300	AWWSC Gen Tax OPEX	CF	9300011580	3/31/2013	7.99
53402300	AWWSC Gen Tax OPEX	CF	9300011581	3/31/2013	1,117.23
53402300	AWWSC Gen Tax OPEX	CF	9300011584	3/31/2013	69.55
53402300	AWWSC Gen Tax OPEX	CF	9300011586	3/31/2013	80.59
53402300	AWWSC Gen Tax OPEX	CF	9300011587	3/31/2013	3.93
53402300	AWWSC Gen Tax OPEX	CF	9300011588	3/31/2013	35.36
53402300	AWWSC Gen Tax OPEX	CF	9300011589	3/31/2013	68.22
53402300	AWWSC Gen Tax OPEX	CF	9300011590	3/31/2013	76.03
53402300	AWWSC Gen Tax OPEX	CF	9300011591	3/31/2013	51.56
53402300	AWWSC Gen Tax OPEX	CF	9300011596	3/31/2013	200.88
53402300	AWWSC Gen Tax OPEX	CF	9300011597	3/31/2013	(25.21)
53402300	AWWSC Gen Tax OPEX	CF	9300011598	3/31/2013	63.10
53402300	AWWSC Gen Tax OPEX	CF	9300011599	3/31/2013	77.89
53402300	AWWSC Gen Tax OPEX	CF	9300011600	3/31/2013	29.21
53402300	AWWSC Gen Tax OPEX	CF	9300011601	3/31/2013	(67.01)
53402300	AWWSC Gen Tax OPEX	CF	9300011602	3/31/2013	26.54
53402300	AWWSC Gen Tax OPEX	CF	9300011603	3/31/2013	6.10
53402300	AWWSC Gen Tax OPEX	CF	9300011605	3/31/2013	4.81
53402300	AWWSC Gen Tax OPEX	CF	9300011606	3/31/2013	78.69
53402300	AWWSC Gen Tax OPEX	CF	9300011607	3/31/2013	4.98
53402300	AWWSC Gen Tax OPEX	CF	9300011608	3/31/2013	5.80
53402300	AWWSC Gen Tax OPEX	CF	9300011610	3/31/2013	81.10
53402300	AWWSC Gen Tax OPEX	CF	9300011612	3/31/2013	57.50
53402300	AWWSC Gen Tax OPEX	CF	9300011613	3/31/2013	109.31
53402300	AWWSC Gen Tax OPEX	CF	9300011614	3/31/2013	10.47
53402300	AWWSC Gen Tax OPEX	CF	9300011615	3/31/2013	8.44
53402300	AWWSC Gen Tax OPEX	CF	9300011616	3/31/2013	173.62
53402300	AWWSC Gen Tax OPEX	CF	9300011617	3/31/2013	9.22
53402300	AWWSC Gen Tax OPEX	CF	9300011618	3/31/2013	34.66
53402300	AWWSC Gen Tax OPEX	CF	9300011619	3/31/2013	(10.15)
53402300	AWWSC Gen Tax OPEX	CF	9300011621	3/31/2013	11.50
53402300	AWWSC Gen Tax OPEX	CF	9300011622	3/31/2013	42.17
53402300	AWWSC Gen Tax OPEX	CF	9300011623	3/31/2013	7.37
53402300	AWWSC Gen Tax OPEX	CF	9300011624	3/31/2013	241.02
53402300	AWWSC Gen Tax OPEX	CF	9300011625	3/31/2013	19.16
53402300	AWWSC Gen Tax OPEX	CF	9300011627	3/31/2013	25.28
53402300	AWWSC Gen Tax OPEX	CF	9300011630	3/31/2013	1.96
53402300	AWWSC Gen Tax OPEX	CF	9300011631	3/31/2013	18.80
53402300	AWWSC Gen Tax OPEX	CF	9300011632	3/31/2013	19.04
53402300	AWWSC Gen Tax OPEX	CF	9300011633	3/31/2013	(0.47)
53402300	AWWSC Gen Tax OPEX	CF	9300011634	3/31/2013	44.64
53402300	AWWSC Gen Tax OPEX	CF	9300011636	3/31/2013	78.46
53402300	AWWSC Gen Tax OPEX	CF	9300011638	3/31/2013	(5.32)

Kentucky American Water Company  
Case No. 2012-00520  
Response to PSC DR1, Item 31

Account	Description	Doc Type	Document Number	Posting Date	Amount
53402300	AWWSC Gen Tax OPEX	CF	9300011639	3/31/2013	(2.40)
53402300	AWWSC Gen Tax OPEX	CF	9300011640	3/31/2013	(0.04)
53402300	AWWSC Gen Tax OPEX	CF	9300011641	3/31/2013	12.06
53402300	AWWSC Gen Tax OPEX	CF	9300011642	3/31/2013	145.19
53402300	AWWSC Gen Tax OPEX	CF	9300011643	3/31/2013	7.00
53402300	AWWSC Gen Tax OPEX	CF	9300011644	3/31/2013	3.72
53402300	AWWSC Gen Tax OPEX	CF	9300011833	3/31/2013	(108.45)
53402300	AWWSC Gen Tax OPEX	CF	9300011834	3/31/2013	(7.98)
53402300	AWWSC Gen Tax OPEX	CF	9300011836	3/31/2013	71.15
53402300	AWWSC Gen Tax OPEX	CF	9300011837	3/31/2013	248.83
53402300	AWWSC Gen Tax OPEX	CF	9300011838	3/31/2013	(0.17)
53402300	AWWSC Gen Tax OPEX	CF	9300011839	3/31/2013	3.53
53402300	AWWSC Gen Tax OPEX	CF	9300011840	3/31/2013	13.60
53402300	AWWSC Gen Tax OPEX	CF	9300011853	3/31/2013	58.97
53402300	AWWSC Gen Tax OPEX	CF	9300011854	3/31/2013	(20.08)
53402300	AWWSC Gen Tax OPEX	CF	9300011855	3/31/2013	14.54
53402300	AWWSC Gen Tax OPEX	CF	9300011856	3/31/2013	(4.84)
53402300	AWWSC Gen Tax OPEX	CF	9300011857	3/31/2013	(15.98)
53402300	AWWSC Gen Tax OPEX	CF	9300011858	3/31/2013	(46.65)
53402300	AWWSC Gen Tax OPEX	CF	9300011859	3/31/2013	113.01
53402300	AWWSC Gen Tax OPEX	CF	9300011860	3/31/2013	(8.62)
53402300	AWWSC Gen Tax OPEX	CF	9300011861	3/31/2013	(91.51)
53402300	AWWSC Gen Tax OPEX	CF	9300011862	3/31/2013	120.17
53402300	AWWSC Gen Tax OPEX	CF	9300011863	3/31/2013	135.09
53402300	AWWSC Gen Tax OPEX	CF	9300011864	3/31/2013	(238.81)
53402300	AWWSC Gen Tax OPEX	CF	9300011865	3/31/2013	(118.18)
53402300	AWWSC Gen Tax OPEX	CF	9300011866	3/31/2013	(123.68)
53402300	AWWSC Gen Tax OPEX	CF	9300011867	3/31/2013	(129.82)
53402300	AWWSC Gen Tax OPEX	CF	9300011868	3/31/2013	20.89
53402300	AWWSC Gen Tax OPEX	CF	9300011870	3/31/2013	(59.90)
53402300	AWWSC Gen Tax OPEX	CF	9300011871	3/31/2013	4.07
53402300	AWWSC Gen Tax OPEX	CF	9300011872	3/31/2013	0.11
53402300	AWWSC Gen Tax OPEX	CF	9300011873	3/31/2013	0.15
53402300	AWWSC Gen Tax OPEX	CF	9300011875	3/31/2013	0.89
53402300	AWWSC Gen Tax OPEX	CF	9300011876	3/31/2013	0.62
53402300	AWWSC Gen Tax OPEX	CF	9300011877	3/31/2013	17.00
53402300	AWWSC Gen Tax OPEX	CF	9300011878	3/31/2013	(14.35)
53402300	AWWSC Gen Tax OPEX	CF	9300011879	3/31/2013	(17.56)
53402300	AWWSC Gen Tax OPEX	CF	9300011880	3/31/2013	25.16
53402300	AWWSC Gen Tax OPEX	CF	9300011883	3/31/2013	(7.70)
53402300	AWWSC Gen Tax OPEX	CF	9300011885	3/31/2013	30.28
53402300	AWWSC Gen Tax OPEX	CF	9300011886	3/31/2013	1.33
53402300	AWWSC Gen Tax OPEX	CF	9300011887	3/31/2013	(0.77)
53402300	AWWSC Gen Tax OPEX	CF	9300011888	3/31/2013	3.19
53402300	AWWSC Gen Tax OPEX	CF	9300011890	3/31/2013	3.60
53402300	AWWSC Gen Tax OPEX	CF	9300011891	3/31/2013	16.65
53402300	AWWSC Gen Tax OPEX	CF	9300011892	3/31/2013	(6.30)
53402300	AWWSC Gen Tax OPEX	CF	9300011893	3/31/2013	0.01
53402300	AWWSC Gen Tax OPEX	CF	9300011900	3/31/2013	30.62
53402300	AWWSC Gen Tax OPEX	CF	9300011901	3/31/2013	(1.49)
53402300	AWWSC Gen Tax OPEX	CF	9300011902	3/31/2013	8.46
53402300	AWWSC Gen Tax OPEX	CF	9300011903	3/31/2013	817.70
53402300	AWWSC Gen Tax OPEX	CF	9300011904	3/31/2013	251.25

## Kentucky American Water Company

Case No. 2012-00520

Response to PSC DR1, Item 31

Account	Description	Doc Type	Document Number	Posting Date	Amount
53402300	AWWSC Gen Tax OPEX	CF	9300011905	3/31/2013	50.51
53402300	AWWSC Gen Tax OPEX	CF	9300011906	3/31/2013	8.49
53402300	AWWSC Gen Tax OPEX	CF	9300011907	3/31/2013	12.34
53402300	AWWSC Gen Tax OPEX	CF	9300011908	3/31/2013	190.80
53402300	AWWSC Gen Tax OPEX	CF	9300011909	3/31/2013	0.17
53402300	AWWSC Gen Tax OPEX	CF	9300011910	3/31/2013	(131.64)
53402300	AWWSC Gen Tax OPEX	CF	9300011911	3/31/2013	(340.58)
53402300	AWWSC Gen Tax OPEX	CF	9300011912	3/31/2013	(367.47)
53402300	AWWSC Gen Tax OPEX	CF	9300011913	3/31/2013	112.97
53402300	AWWSC Gen Tax OPEX	CF	9300011914	3/31/2013	37.77
53402300	AWWSC Gen Tax OPEX	CF	9300011916	3/31/2013	(2.37)
53402300	AWWSC Gen Tax OPEX	CF	9300011917	3/31/2013	45.75
53402300	AWWSC Gen Tax OPEX	CF	9300011918	3/31/2013	(202.61)
53402300	AWWSC Gen Tax OPEX	CF	9300011920	3/31/2013	(105.35)
53402300	AWWSC Gen Tax OPEX	CF	9300011921	3/31/2013	(228.99)
53402300	AWWSC Gen Tax OPEX	CF	9300011922	3/31/2013	(266.47)
53402300	AWWSC Gen Tax OPEX	CF	9300011924	3/31/2013	56.22
53402300	AWWSC Gen Tax OPEX	CF	9300011926	3/31/2013	129.19
53402300	AWWSC Gen Tax OPEX	CF	9300011927	3/31/2013	49.89
53402300	AWWSC Gen Tax OPEX	CF	9300011928	3/31/2013	93.36
53402300	AWWSC Gen Tax OPEX	CF	9300011929	3/31/2013	241.67
53402300	AWWSC Gen Tax OPEX	CF	9300011930	3/31/2013	(24.80)
53402300	AWWSC Gen Tax OPEX	CF	9300011931	3/31/2013	1.73
53402300	AWWSC Gen Tax OPEX	CF	9300011932	3/31/2013	6.76
53402300	AWWSC Gen Tax OPEX	CF	9300011933	3/31/2013	0.69
53402300	AWWSC Gen Tax OPEX	CF	9300011934	3/31/2013	2.30
53402300	AWWSC Gen Tax OPEX	CF	9300011935	3/31/2013	8.26
53402300	AWWSC Gen Tax OPEX	CF	9300011936	3/31/2013	193.81
53402300	AWWSC Gen Tax OPEX	CF	9300011937	3/31/2013	247.66
53402300	AWWSC Gen Tax OPEX	CF	9300011938	3/31/2013	570.65
53402300	AWWSC Gen Tax OPEX	CF	9300011939	3/31/2013	326.77
53402300	AWWSC Gen Tax OPEX	CF	9300011942	3/31/2013	266.28
53402300	AWWSC Gen Tax OPEX	CF	9300011943	3/31/2013	96.09
53402300	AWWSC Gen Tax OPEX	CF	9300011944	3/31/2013	(206.01)
53402300	AWWSC Gen Tax OPEX	CF	9300011945	3/31/2013	39.78
53402300	AWWSC Gen Tax OPEX	CF	9300011946	3/31/2013	343.89
53402300	AWWSC Gen Tax OPEX	CF	9300011947	3/31/2013	(7.13)
53402300	AWWSC Gen Tax OPEX	CF	9300011948	3/31/2013	(148.68)
53402300	AWWSC Gen Tax OPEX	CF	9300011949	3/31/2013	(465.14)
53402300	AWWSC Gen Tax OPEX	CF	9300011950	3/31/2013	193.31
53402300	AWWSC Gen Tax OPEX	CF	9300011951	3/31/2013	(26.31)
53402300	AWWSC Gen Tax OPEX	CF	9300011952	3/31/2013	35.70
53402300	AWWSC Gen Tax OPEX	CF	9300011953	3/31/2013	(7.29)
53402300	AWWSC Gen Tax OPEX	CF	9300011954	3/31/2013	2.08
53402300	AWWSC Gen Tax OPEX	CF	9300012052	3/31/2013	1,148.03
53402300	AWWSC Gen Tax OPEX	CF	9300012053	3/31/2013	1,899.59
53402300	AWWSC Gen Tax OPEX	CF	9300012054	3/31/2013	1,310.67
53402300	AWWSC Gen Tax OPEX	CF	9300012055	3/31/2013	1,816.37
53402300	AWWSC Gen Tax OPEX	CF	9300012056	3/31/2013	1,304.28
53402300	AWWSC Gen Tax OPEX	CF	9300012057	3/31/2013	1,540.74
53402300	AWWSC Gen Tax OPEX	CF	9300012058	3/31/2013	965.20
53402300	AWWSC Gen Tax OPEX	CF	9300012059	3/31/2013	986.18
53402300	AWWSC Gen Tax OPEX	CF	9300012060	3/31/2013	1,249.73

## Kentucky American Water Company

Case No. 2012-00520

Response to PSC DR1, Item 31

Account	Description	Doc Type	Document Number	Posting Date	Amount
53402300	AWWSC Gen Tax OPEX	CF	9300012061	3/31/2013	1,453.52
53402300	AWWSC Gen Tax OPEX	CF	9300012062	3/31/2013	1,295.09
53402300	AWWSC Gen Tax OPEX	CF	9300012063	3/31/2013	880.59
53402300	AWWSC Gen Tax OPEX	CF	9300012064	3/31/2013	1,048.56
53402300	AWWSC Gen Tax OPEX	CF	9300012065	3/31/2013	1,591.12
53402300	AWWSC Gen Tax OPEX	CF	9300012066	3/31/2013	1,165.06
53402300	AWWSC Gen Tax OPEX	CF	9300012067	3/31/2013	975.42
53402300	AWWSC Gen Tax OPEX	CF	9300012068	3/31/2013	1,159.05
53402300	AWWSC Gen Tax OPEX	CF	9300012069	3/31/2013	1,238.54
53402300	AWWSC Gen Tax OPEX	CF	9300012070	3/31/2013	1,651.83
53402300	AWWSC Gen Tax OPEX	CF	9300012071	3/31/2013	1,013.08
53402300	AWWSC Gen Tax OPEX	CF	9300012072	3/31/2013	170.20
53402300	AWWSC Gen Tax OPEX	CF	9300012073	3/31/2013	96.20
53402300	AWWSC Gen Tax OPEX	CF	9300012074	3/31/2013	4,417.87
53402300	AWWSC Gen Tax OPEX	CF	9300012075	3/31/2013	2,677.66
53402300	AWWSC Gen Tax OPEX	CF	9300012076	3/31/2013	2.94
53402300	AWWSC Gen Tax OPEX	CF	9300012077	3/31/2013	5.81
53402400	AWWSC Interest OPEX	CF	9300011908	3/31/2013	9.79
53402400	AWWSC Interest OPEX	CF	9300011922	3/31/2013	64.78
53402400	AWWSC Interest OPEX	CF	9300012053	3/31/2013	1.76
53402400	AWWSC Interest OPEX	CF	9300012054	3/31/2013	879.79
53402400	AWWSC Interest OPEX	CF	9300012058	3/31/2013	0.64
53402400	AWWSC Interest OPEX	CF	9300012061	3/31/2013	344.20
53402400	AWWSC Interest OPEX	CF	9300012062	3/31/2013	1.18
53402400	AWWSC Interest OPEX	CF	9300012063	3/31/2013	108.15
53402400	AWWSC Interest OPEX	CF	9300012064	3/31/2013	2,204.00
53402400	AWWSC Interest OPEX	CF	9300012066	3/31/2013	125.13
53402400	AWWSC Interest OPEX	CF	9300012067	3/31/2013	469.85
53402400	AWWSC Interest OPEX	CF	9300012071	3/31/2013	291.97
53402400	AWWSC Interest OPEX	CF	9300012072	3/31/2013	13.35
53402400	AWWSC Interest OPEX	CF	9300012073	3/31/2013	0.16
53402400	AWWSC Interest OPEX	CF	9300012075	3/31/2013	188.31
53402400	AWWSC Interest OPEX	CF	9300012076	3/31/2013	0.40
53402500	AWWSC Oth Inc OPEX	CF	9300011505	3/31/2013	508.82
53402500	AWWSC Oth Inc OPEX	CF	9300011884	3/31/2013	228.86
53402500	AWWSC Oth Inc OPEX	CF	9300012052	3/31/2013	96.28
53402500	AWWSC Oth Inc OPEX	CF	9300012053	3/31/2013	107.86
53402500	AWWSC Oth Inc OPEX	CF	9300012054	3/31/2013	50.21
53402500	AWWSC Oth Inc OPEX	CF	9300012055	3/31/2013	126.86
53402500	AWWSC Oth Inc OPEX	CF	9300012056	3/31/2013	32.47
53402500	AWWSC Oth Inc OPEX	CF	9300012057	3/31/2013	93.54
53402500	AWWSC Oth Inc OPEX	CF	9300012058	3/31/2013	0.11
53402500	AWWSC Oth Inc OPEX	CF	9300012060	3/31/2013	(3.09)
53402500	AWWSC Oth Inc OPEX	CF	9300012061	3/31/2013	10.33
53402500	AWWSC Oth Inc OPEX	CF	9300012062	3/31/2013	9.83
53402500	AWWSC Oth Inc OPEX	CF	9300012064	3/31/2013	23.36
53402500	AWWSC Oth Inc OPEX	CF	9300012067	3/31/2013	219.43
53402500	AWWSC Oth Inc OPEX	CF	9300012071	3/31/2013	0.64
53402500	AWWSC Oth Inc OPEX	CF	9300012072	3/31/2013	0.32
53402500	AWWSC Oth Inc OPEX	CF	9300012073	3/31/2013	1.68
53402500	AWWSC Oth Inc OPEX	CF	9300012075	3/31/2013	90.15
53402500	AWWSC Oth Inc OPEX	CF	9300012076	3/31/2013	0.30
53402600	AWWSC Inc Tax OPEX	CF	9300012053	3/31/2013	1,341.21



## Kentucky American Water Company

Case No. 2012-00520

Response to PSC DR1, Item 31

Account	Description	Doc Type	Document Number	Posting Date	Amount
53481000	AWWSC Services - Labor CAPX	UZ	2000001328	3/31/2013	(5,780.86)
53481000	AWWSC Services - Labor CAPX	UZ	2000001330	3/31/2013	(31,118.87)
53481000	AWWSC Services - Labor CAPX	UZ	2000001332	3/31/2013	(1,228.50)
53481000	AWWSC Services - Labor CAPX	UZ	2000001333	3/31/2013	(18,110.26)
53481000	AWWSC Services - Labor CAPX	UZ	2000001335	3/31/2013	(133.13)
53481000	AWWSC Services - Labor CAPX	CF	9300011646	3/31/2013	(662.40)
53481000	AWWSC Services - Labor CAPX	CF	9300011647	3/31/2013	(4,671.00)
53481000	AWWSC Services - Labor CAPX	CF	9300011648	3/31/2013	3,496.50
53481000	AWWSC Services - Labor CAPX	CF	9300011649	3/31/2013	981.92
53481000	AWWSC Services - Labor CAPX	CF	9300011650	3/31/2013	(411.09)
53481000	AWWSC Services - Labor CAPX	CF	9300011652	3/31/2013	568.36
53481000	AWWSC Services - Labor CAPX	CF	9300011653	3/31/2013	8.93
53481000	AWWSC Services - Labor CAPX	CF	9300011654	3/31/2013	301.76
53481000	AWWSC Services - Labor CAPX	CF	9300011655	3/31/2013	748.38
53481000	AWWSC Services - Labor CAPX	CF	9300011656	3/31/2013	139.40
53481000	AWWSC Services - Labor CAPX	CF	9300011657	3/31/2013	70.30
53481000	AWWSC Services - Labor CAPX	CF	9300011658	3/31/2013	76.72
53481000	AWWSC Services - Labor CAPX	CF	9300011659	3/31/2013	183.25
53481000	AWWSC Services - Labor CAPX	CF	9300011660	3/31/2013	633.57
53481000	AWWSC Services - Labor CAPX	CF	9300011661	3/31/2013	194.61
53481000	AWWSC Services - Labor CAPX	CF	9300011662	3/31/2013	731.14
53481000	AWWSC Services - Labor CAPX	CF	9300011663	3/31/2013	181.97
53481000	AWWSC Services - Labor CAPX	CF	9300011664	3/31/2013	(22.72)
53481000	AWWSC Services - Labor CAPX	CF	9300011665	3/31/2013	108.94
53481000	AWWSC Services - Labor CAPX	CF	9300011666	3/31/2013	145.19
53481000	AWWSC Services - Labor CAPX	CF	9300011667	3/31/2013	68.51
53481000	AWWSC Services - Labor CAPX	CF	9300011668	3/31/2013	(27.30)
53481000	AWWSC Services - Labor CAPX	CF	9300011669	3/31/2013	1,581.25
53481000	AWWSC Services - Labor CAPX	CF	9300011670	3/31/2013	143.06
53481000	AWWSC Services - Labor CAPX	CF	9300011671	3/31/2013	(29.85)
53481000	AWWSC Services - Labor CAPX	CF	9300011672	3/31/2013	67.42
53481000	AWWSC Services - Labor CAPX	CF	9300011674	3/31/2013	21.70
53481000	AWWSC Services - Labor CAPX	CF	9300011675	3/31/2013	(1.13)
53481000	AWWSC Services - Labor CAPX	CF	9300011676	3/31/2013	214.26
53481000	AWWSC Services - Labor CAPX	CF	9300011677	3/31/2013	27.18
53481000	AWWSC Services - Labor CAPX	CF	9300011679	3/31/2013	(7.22)
53481000	AWWSC Services - Labor CAPX	CF	9300011683	3/31/2013	2.48
53481000	AWWSC Services - Labor CAPX	CF	9300011684	3/31/2013	668.33
53481000	AWWSC Services - Labor CAPX	CF	9300011685	3/31/2013	1.72
53481000	AWWSC Services - Labor CAPX	CF	9300011686	3/31/2013	8,309.52
53481000	AWWSC Services - Labor CAPX	CF	9300011688	3/31/2013	154.19
53481000	AWWSC Services - Labor CAPX	CF	9300011689	3/31/2013	23.09
53481000	AWWSC Services - Labor CAPX	CF	9300011690	3/31/2013	23.09
53481000	AWWSC Services - Labor CAPX	CF	9300011692	3/31/2013	30.85
53481000	AWWSC Services - Labor CAPX	CF	9300011697	3/31/2013	63.12
53481000	AWWSC Services - Labor CAPX	CF	9300011698	3/31/2013	51.97
53481000	AWWSC Services - Labor CAPX	CF	9300011701	3/31/2013	276.43
53481000	AWWSC Services - Labor CAPX	CF	9300011704	3/31/2013	35.38
53481000	AWWSC Services - Labor CAPX	CF	9300011706	3/31/2013	(10.63)
53481000	AWWSC Services - Labor CAPX	CF	9300011707	3/31/2013	688.69
53481000	AWWSC Services - Labor CAPX	CF	9300011709	3/31/2013	1.72
53481000	AWWSC Services - Labor CAPX	CF	9300011710	3/31/2013	1.20
53481000	AWWSC Services - Labor CAPX	CF	9300011711	3/31/2013	204.83

## Kentucky American Water Company

Case No. 2012-00520

Response to PSC DR1, Item 31

Account	Description	Doc Type	Document Number	Posting Date	Amount
53481000	AWWSC Services - Labor CAPX	CF	9300011712	3/31/2013	6.85
53481000	AWWSC Services - Labor CAPX	CF	9300011713	3/31/2013	47.55
53481000	AWWSC Services - Labor CAPX	CF	9300011715	3/31/2013	453.58
53481000	AWWSC Services - Labor CAPX	CF	9300011716	3/31/2013	60.79
53481000	AWWSC Services - Labor CAPX	CF	9300011717	3/31/2013	(54.79)
53481000	AWWSC Services - Labor CAPX	CF	9300011718	3/31/2013	214.28
53481000	AWWSC Services - Labor CAPX	CF	9300011720	3/31/2013	426.94
53481000	AWWSC Services - Labor CAPX	CF	9300011721	3/31/2013	(1.31)
53481000	AWWSC Services - Labor CAPX	CF	9300011722	3/31/2013	(1.31)
53481000	AWWSC Services - Labor CAPX	CF	9300011723	3/31/2013	35.36
53481000	AWWSC Services - Labor CAPX	CF	9300011724	3/31/2013	(1.13)
53481000	AWWSC Services - Labor CAPX	CF	9300011725	3/31/2013	35.34
53481000	AWWSC Services - Labor CAPX	CF	9300011726	3/31/2013	(49.42)
53481000	AWWSC Services - Labor CAPX	CF	9300011732	3/31/2013	315.70
53481000	AWWSC Services - Labor CAPX	CF	9300011733	3/31/2013	210.88
53481000	AWWSC Services - Labor CAPX	CF	9300011734	3/31/2013	78.90
53481000	AWWSC Services - Labor CAPX	CF	9300011735	3/31/2013	722.01
53481000	AWWSC Services - Labor CAPX	CF	9300011736	3/31/2013	238.58
53481000	AWWSC Services - Labor CAPX	CF	9300011737	3/31/2013	201.39
53481000	AWWSC Services - Labor CAPX	CF	9300011738	3/31/2013	57.81
53481000	AWWSC Services - Labor CAPX	CF	9300011739	3/31/2013	72.12
53481000	AWWSC Services - Labor CAPX	CF	9300011740	3/31/2013	(78.30)
53481000	AWWSC Services - Labor CAPX	CF	9300011744	3/31/2013	112.94
53481000	AWWSC Services - Labor CAPX	CF	9300011747	3/31/2013	546.96
53481000	AWWSC Services - Labor CAPX	CF	9300011748	3/31/2013	30.38
53481000	AWWSC Services - Labor CAPX	CF	9300011752	3/31/2013	534.60
53481000	AWWSC Services - Labor CAPX	CF	9300011753	3/31/2013	204.83
53481000	AWWSC Services - Labor CAPX	CF	9300011754	3/31/2013	65.24
53481000	AWWSC Services - Labor CAPX	CF	9300011755	3/31/2013	533.01
53481000	AWWSC Services - Labor CAPX	CF	9300011756	3/31/2013	2,892.60
53481000	AWWSC Services - Labor CAPX	CF	9300011757	3/31/2013	142.77
53481000	AWWSC Services - Labor CAPX	CF	9300011758	3/31/2013	(79.73)
53481000	AWWSC Services - Labor CAPX	CF	9300011759	3/31/2013	214.26
53481000	AWWSC Services - Labor CAPX	CF	9300011761	3/31/2013	(449.35)
53481000	AWWSC Services - Labor CAPX	CF	9300011762	3/31/2013	533.01
53481000	AWWSC Services - Labor CAPX	CF	9300011765	3/31/2013	276.83
53481000	AWWSC Services - Labor CAPX	CF	9300011766	3/31/2013	(748.89)
53481000	AWWSC Services - Labor CAPX	CF	9300011768	3/31/2013	728.16
53481000	AWWSC Services - Labor CAPX	CF	9300011770	3/31/2013	(1.07)
53481000	AWWSC Services - Labor CAPX	CF	9300011771	3/31/2013	66.91
53481000	AWWSC Services - Labor CAPX	CF	9300011777	3/31/2013	(9.94)
53481000	AWWSC Services - Labor CAPX	CF	9300011778	3/31/2013	(3.40)
53481000	AWWSC Services - Labor CAPX	CF	9300011779	3/31/2013	4,783.88
53481000	AWWSC Services - Labor CAPX	CF	9300011780	3/31/2013	272.89
53481000	AWWSC Services - Labor CAPX	CF	9300011781	3/31/2013	404.94
53481000	AWWSC Services - Labor CAPX	CF	9300011784	3/31/2013	276.83
53481000	AWWSC Services - Labor CAPX	CF	9300011786	3/31/2013	60.78
53481000	AWWSC Services - Labor CAPX	CF	9300011787	3/31/2013	93.91
53481000	AWWSC Services - Labor CAPX	CF	9300011790	3/31/2013	60.94
53481000	AWWSC Services - Labor CAPX	CF	9300011791	3/31/2013	190.96
53481000	AWWSC Services - Labor CAPX	CF	9300011792	3/31/2013	60.78
53481000	AWWSC Services - Labor CAPX	CF	9300011793	3/31/2013	(27.70)
53481000	AWWSC Services - Labor CAPX	CF	9300011794	3/31/2013	479.95

## Kentucky American Water Company

Case No. 2012-00520

Response to PSC DR1, Item 31

Account	Description	Doc Type	Document Number	Posting Date	Amount
53481000	AWWSC Services - Labor CAPX	CF	9300011795	3/31/2013	535.68
53481000	AWWSC Services - Labor CAPX	CF	9300011796	3/31/2013	(633.68)
53481000	AWWSC Services - Labor CAPX	CF	9300011797	3/31/2013	60.78
53481000	AWWSC Services - Labor CAPX	CF	9300011798	3/31/2013	60.78
53481000	AWWSC Services - Labor CAPX	CF	9300011799	3/31/2013	60.78
53481000	AWWSC Services - Labor CAPX	CF	9300011800	3/31/2013	27.18
53481000	AWWSC Services - Labor CAPX	CF	9300011801	3/31/2013	56.84
53481000	AWWSC Services - Labor CAPX	CF	9300011803	3/31/2013	7,725.01
53481000	AWWSC Services - Labor CAPX	CF	9300011804	3/31/2013	663.18
53481000	AWWSC Services - Labor CAPX	CF	9300011806	3/31/2013	5.50
53481000	AWWSC Services - Labor CAPX	CF	9300011807	3/31/2013	741.31
53481000	AWWSC Services - Labor CAPX	CF	9300011810	3/31/2013	(37.09)
53481000	AWWSC Services - Labor CAPX	CF	9300011811	3/31/2013	8.67
53481000	AWWSC Services - Labor CAPX	CF	9300011813	3/31/2013	559.87
53481000	AWWSC Services - Labor CAPX	CF	9300011814	3/31/2013	1.54
53481000	AWWSC Services - Labor CAPX	CF	9300011819	3/31/2013	(140.53)
53481000	AWWSC Services - Labor CAPX	CF	9300011823	3/31/2013	1,220.68
53481000	AWWSC Services - Labor CAPX	CF	9300011824	3/31/2013	(13.72)
53481000	AWWSC Services - Labor CAPX	CF	9300011826	3/31/2013	272.54
53481000	AWWSC Services - Labor CAPX	CF	9300011829	3/31/2013	(9.94)
53481000	AWWSC Services - Labor CAPX	CF	9300011841	3/31/2013	1,167.30
53481000	AWWSC Services - Labor CAPX	CF	9300011842	3/31/2013	1,087.00
53481000	AWWSC Services - Labor CAPX	CF	9300011843	3/31/2013	318.89
53481000	AWWSC Services - Labor CAPX	CF	9300011844	3/31/2013	2,427.71
53481000	AWWSC Services - Labor CAPX	CF	9300011845	3/31/2013	210.04
53481000	AWWSC Services - Labor CAPX	CF	9300011846	3/31/2013	32.54
53481000	AWWSC Services - Labor CAPX	CF	9300011847	3/31/2013	38.17
53481000	AWWSC Services - Labor CAPX	CF	9300011894	3/31/2013	(456.58)
53481000	AWWSC Services - Labor CAPX	CF	9300011895	3/31/2013	(10.57)
53481000	AWWSC Services - Labor CAPX	CF	9300011896	3/31/2013	(193.59)
53481000	AWWSC Services - Labor CAPX	CF	9300011897	3/31/2013	(1,613.93)
53481000	AWWSC Services - Labor CAPX	CF	9300011898	3/31/2013	912.06
53481000	AWWSC Services - Labor CAPX	CF	9300011956	3/31/2013	2.84
53481000	AWWSC Services - Labor CAPX	CF	9300011957	3/31/2013	9.77
53481000	AWWSC Services - Labor CAPX	CF	9300011958	3/31/2013	1.43
53481000	AWWSC Services - Labor CAPX	CF	9300011959	3/31/2013	2.10
53481000	AWWSC Services - Labor CAPX	CF	9300011960	3/31/2013	10.92
53481000	AWWSC Services - Labor CAPX	CF	9300011961	3/31/2013	2.17
53481000	AWWSC Services - Labor CAPX	CF	9300011962	3/31/2013	6.81
53481000	AWWSC Services - Labor CAPX	CF	9300011963	3/31/2013	9.43
53481000	AWWSC Services - Labor CAPX	CF	9300011964	3/31/2013	14.68
53481000	AWWSC Services - Labor CAPX	CF	9300011965	3/31/2013	3.75
53481000	AWWSC Services - Labor CAPX	CF	9300011966	3/31/2013	17.79
53481000	AWWSC Services - Labor CAPX	CF	9300011967	3/31/2013	129.57
53481000	AWWSC Services - Labor CAPX	CF	9300011969	3/31/2013	112.80
53481000	AWWSC Services - Labor CAPX	CF	9300011970	3/31/2013	324.16
53481000	AWWSC Services - Labor CAPX	CF	9300011971	3/31/2013	239.86
53481000	AWWSC Services - Labor CAPX	CF	9300011972	3/31/2013	57.02
53481000	AWWSC Services - Labor CAPX	CF	9300011974	3/31/2013	0.41
53481000	AWWSC Services - Labor CAPX	CF	9300011975	3/31/2013	2.41
53481000	AWWSC Services - Labor CAPX	CF	9300011976	3/31/2013	(1.55)
53481000	AWWSC Services - Labor CAPX	CF	9300011977	3/31/2013	0.17
53481000	AWWSC Services - Labor CAPX	CF	9300011978	3/31/2013	0.16

## Kentucky American Water Company

Case No. 2012-00520

Response to PSC DR1, Item 31

Account	Description	Doc Type	Document Number	Posting Date	Amount
53481000	AWWSC Services - Labor CAPX	CF	9300011979	3/31/2013	0.54
53481000	AWWSC Services - Labor CAPX	CF	9300011980	3/31/2013	(0.99)
53481000	AWWSC Services - Labor CAPX	CF	9300011983	3/31/2013	(0.11)
53481000	AWWSC Services - Labor CAPX	CF	9300011984	3/31/2013	0.01
53481000	AWWSC Services - Labor CAPX	CF	9300011996	3/31/2013	450.60
53481000	AWWSC Services - Labor CAPX	CF	9300012005	3/31/2013	98.93
53481000	AWWSC Services - Labor CAPX	CF	9300012007	3/31/2013	12,533.80
53481000	AWWSC Services - Labor CAPX	CF	9300012008	3/31/2013	763.10
53481000	AWWSC Services - Labor CAPX	CF	9300012009	3/31/2013	3,781.30
53481000	AWWSC Services - Labor CAPX	CF	9300012022	3/31/2013	254.73
53481000	AWWSC Services - Labor CAPX	CF	9300012025	3/31/2013	105.41
53481000	AWWSC Services - Labor CAPX	CF	9300012033	3/31/2013	(103.73)
53481000	AWWSC Services - Labor CAPX	CF	9300012041	3/31/2013	1,586.70
53481000	AWWSC Services - Labor CAPX	CF	9300012047	3/31/2013	32.61
53481000	AWWSC Services - Labor CAPX	CF	9300012048	3/31/2013	62.95
53481000	AWWSC Services - Labor CAPX	CF	9300012049	3/31/2013	69.33
53481000	AWWSC Services - Labor CAPX	CF	9300012050	3/31/2013	10.81
53481000	AWWSC Services - Labor CAPX	UT	9300012078	3/31/2013	(11,199.02)
53481000	AWWSC Services - Labor CAPX	UT	9300012080	3/31/2013	411.09
53481000	AWWSC Services - Labor CAPX	UT	9300012081	3/31/2013	193.59
53481000	AWWSC Services - Labor CAPX	UT	9300012082	3/31/2013	1,613.93
53481000	AWWSC Services - Labor CAPX	UT	9300012083	3/31/2013	(952.77)
53481100	AWWSC Services - Pension CAPX	UZ	2000001332	3/31/2013	(372.25)
53481100	AWWSC Services - Pension CAPX	UZ	2000001333	3/31/2013	(942.47)
53481100	AWWSC Services - Pension CAPX	UZ	2000001335	3/31/2013	(1,851.13)
53481100	AWWSC Services - Pension CAPX	CF	9300011955	3/31/2013	8.19
53481100	AWWSC Services - Pension CAPX	CF	9300011956	3/31/2013	2.47
53481100	AWWSC Services - Pension CAPX	CF	9300011957	3/31/2013	1.03
53481100	AWWSC Services - Pension CAPX	CF	9300011958	3/31/2013	6.94
53481100	AWWSC Services - Pension CAPX	CF	9300011959	3/31/2013	7.29
53481100	AWWSC Services - Pension CAPX	CF	9300011960	3/31/2013	8.72
53481100	AWWSC Services - Pension CAPX	CF	9300011961	3/31/2013	4.13
53481100	AWWSC Services - Pension CAPX	CF	9300011962	3/31/2013	4.51
53481100	AWWSC Services - Pension CAPX	CF	9300011963	3/31/2013	16.77
53481100	AWWSC Services - Pension CAPX	CF	9300011964	3/31/2013	5.75
53481100	AWWSC Services - Pension CAPX	CF	9300011965	3/31/2013	86.78
53481100	AWWSC Services - Pension CAPX	CF	9300011966	3/31/2013	4.20
53481100	AWWSC Services - Pension CAPX	CF	9300011967	3/31/2013	266.79
53481100	AWWSC Services - Pension CAPX	CF	9300011969	3/31/2013	97.24
53481100	AWWSC Services - Pension CAPX	CF	9300011970	3/31/2013	116.68
53481100	AWWSC Services - Pension CAPX	CF	9300011971	3/31/2013	268.11
53481100	AWWSC Services - Pension CAPX	CF	9300011972	3/31/2013	430.28
53481100	AWWSC Services - Pension CAPX	CF	9300011974	3/31/2013	0.84
53481100	AWWSC Services - Pension CAPX	CF	9300011975	3/31/2013	0.10
53481100	AWWSC Services - Pension CAPX	CF	9300011976	3/31/2013	0.39
53481100	AWWSC Services - Pension CAPX	CF	9300011977	3/31/2013	0.76
53481100	AWWSC Services - Pension CAPX	CF	9300011979	3/31/2013	0.35
53481100	AWWSC Services - Pension CAPX	CF	9300011980	3/31/2013	0.49
53481100	AWWSC Services - Pension CAPX	CF	9300011981	3/31/2013	0.30
53481100	AWWSC Services - Pension CAPX	CF	9300011982	3/31/2013	0.44
53481100	AWWSC Services - Pension CAPX	CF	9300011983	3/31/2013	0.30
53481100	AWWSC Services - Pension CAPX	CF	9300011984	3/31/2013	0.45
53481100	AWWSC Services - Pension CAPX	CF	9300011985	3/31/2013	1.17

## Kentucky American Water Company

Case No. 2012-00520

Response to PSC DR1, Item 31

Account	Description	Doc Type	Document Number	Posting Date	Amount
53481100	AWWSC Services - Pension CAP) CF		9300011989	3/31/2013	412.80
53481100	AWWSC Services - Pension CAP) CF		9300011993	3/31/2013	531.28
53481100	AWWSC Services - Pension CAP) CF		9300012002	3/31/2013	589.19
53481100	AWWSC Services - Pension CAP) CF		9300012012	3/31/2013	540.07
53481100	AWWSC Services - Pension CAP) CF		9300012030	3/31/2013	456.16
53481100	AWWSC Services - Pension CAP) CF		9300012043	3/31/2013	630.76
53481100	AWWSC Services - Pension CAP) CF		9300012047	3/31/2013	140.10
53481100	AWWSC Services - Pension CAP) CF		9300012048	3/31/2013	105.89
53481100	AWWSC Services - Pension CAP) CF		9300012049	3/31/2013	360.19
53481100	AWWSC Services - Pension CAP) CF		9300012050	3/31/2013	154.94
53481100	AWWSC Services - Pension CAP) CF		9300012051	3/31/2013	150.51
53481100	AWWSC Services - Pension CAP) UT		9300012078	3/31/2013	(2,152.14)
53481100	AWWSC Services - Pension CAP) UT		9300012083	3/31/2013	(95.37)
53481200	AWWSC Services - Group Ins CA UZ		2000001328	3/31/2013	(686.54)
53481200	AWWSC Services - Group Ins CA UZ		2000001330	3/31/2013	(2,252.47)
53481200	AWWSC Services - Group Ins CA UZ		2000001332	3/31/2013	(280.28)
53481200	AWWSC Services - Group Ins CA UZ		2000001333	3/31/2013	(1,254.12)
53481200	AWWSC Services - Group Ins CA UZ		2000001335	3/31/2013	(35.16)
53481200	AWWSC Services - Group Ins CA CF		9300011646	3/31/2013	(23.35)
53481200	AWWSC Services - Group Ins CA CF		9300011648	3/31/2013	508.94
53481200	AWWSC Services - Group Ins CA CF		9300011649	3/31/2013	96.24
53481200	AWWSC Services - Group Ins CA CF		9300011650	3/31/2013	(3.63)
53481200	AWWSC Services - Group Ins CA CF		9300011653	3/31/2013	2.43
53481200	AWWSC Services - Group Ins CA CF		9300011654	3/31/2013	(0.31)
53481200	AWWSC Services - Group Ins CA CF		9300011656	3/31/2013	20.42
53481200	AWWSC Services - Group Ins CA CF		9300011657	3/31/2013	9.34
53481200	AWWSC Services - Group Ins CA CF		9300011658	3/31/2013	6.89
53481200	AWWSC Services - Group Ins CA CF		9300011659	3/31/2013	28.42
53481200	AWWSC Services - Group Ins CA CF		9300011660	3/31/2013	79.83
53481200	AWWSC Services - Group Ins CA CF		9300011661	3/31/2013	22.24
53481200	AWWSC Services - Group Ins CA CF		9300011662	3/31/2013	101.21
53481200	AWWSC Services - Group Ins CA CF		9300011663	3/31/2013	18.82
53481200	AWWSC Services - Group Ins CA CF		9300011664	3/31/2013	(0.25)
53481200	AWWSC Services - Group Ins CA CF		9300011665	3/31/2013	23.61
53481200	AWWSC Services - Group Ins CA CF		9300011666	3/31/2013	19.79
53481200	AWWSC Services - Group Ins CA CF		9300011667	3/31/2013	4.28
53481200	AWWSC Services - Group Ins CA CF		9300011668	3/31/2013	(0.91)
53481200	AWWSC Services - Group Ins CA CF		9300011669	3/31/2013	125.18
53481200	AWWSC Services - Group Ins CA CF		9300011670	3/31/2013	9.45
53481200	AWWSC Services - Group Ins CA CF		9300011672	3/31/2013	0.61
53481200	AWWSC Services - Group Ins CA CF		9300011675	3/31/2013	(0.11)
53481200	AWWSC Services - Group Ins CA CF		9300011676	3/31/2013	14.73
53481200	AWWSC Services - Group Ins CA CF		9300011679	3/31/2013	(1.23)
53481200	AWWSC Services - Group Ins CA CF		9300011683	3/31/2013	0.59
53481200	AWWSC Services - Group Ins CA CF		9300011684	3/31/2013	54.43
53481200	AWWSC Services - Group Ins CA CF		9300011685	3/31/2013	0.02
53481200	AWWSC Services - Group Ins CA CF		9300011686	3/31/2013	594.89
53481200	AWWSC Services - Group Ins CA CF		9300011688	3/31/2013	12.79
53481200	AWWSC Services - Group Ins CA CF		9300011689	3/31/2013	2.61
53481200	AWWSC Services - Group Ins CA CF		9300011690	3/31/2013	2.61
53481200	AWWSC Services - Group Ins CA CF		9300011692	3/31/2013	3.53
53481200	AWWSC Services - Group Ins CA CF		9300011697	3/31/2013	5.43
53481200	AWWSC Services - Group Ins CA CF		9300011698	3/31/2013	4.36

## Kentucky American Water Company

Case No. 2012-00520

Response to PSC DR1, Item 31

Account	Description	Doc Type	Document Number	Posting Date	Amount
53481200	AWWSC Services - Group Ins CA CF		9300011701	3/31/2013	18.52
53481200	AWWSC Services - Group Ins CA CF		9300011704	3/31/2013	6.38
53481200	AWWSC Services - Group Ins CA CF		9300011706	3/31/2013	(2.47)
53481200	AWWSC Services - Group Ins CA CF		9300011707	3/31/2013	124.13
53481200	AWWSC Services - Group Ins CA CF		9300011709	3/31/2013	0.02
53481200	AWWSC Services - Group Ins CA CF		9300011710	3/31/2013	0.11
53481200	AWWSC Services - Group Ins CA CF		9300011711	3/31/2013	14.77
53481200	AWWSC Services - Group Ins CA CF		9300011712	3/31/2013	0.81
53481200	AWWSC Services - Group Ins CA CF		9300011713	3/31/2013	7.37
53481200	AWWSC Services - Group Ins CA CF		9300011715	3/31/2013	12.08
53481200	AWWSC Services - Group Ins CA CF		9300011716	3/31/2013	5.17
53481200	AWWSC Services - Group Ins CA CF		9300011717	3/31/2013	(0.27)
53481200	AWWSC Services - Group Ins CA CF		9300011718	3/31/2013	14.73
53481200	AWWSC Services - Group Ins CA CF		9300011720	3/31/2013	50.62
53481200	AWWSC Services - Group Ins CA CF		9300011721	3/31/2013	(0.12)
53481200	AWWSC Services - Group Ins CA CF		9300011722	3/31/2013	(0.12)
53481200	AWWSC Services - Group Ins CA CF		9300011723	3/31/2013	6.38
53481200	AWWSC Services - Group Ins CA CF		9300011724	3/31/2013	(0.11)
53481200	AWWSC Services - Group Ins CA CF		9300011725	3/31/2013	6.38
53481200	AWWSC Services - Group Ins CA CF		9300011726	3/31/2013	0.06
53481200	AWWSC Services - Group Ins CA CF		9300011732	3/31/2013	18.36
53481200	AWWSC Services - Group Ins CA CF		9300011733	3/31/2013	19.06
53481200	AWWSC Services - Group Ins CA CF		9300011734	3/31/2013	2.81
53481200	AWWSC Services - Group Ins CA CF		9300011735	3/31/2013	60.06
53481200	AWWSC Services - Group Ins CA CF		9300011736	3/31/2013	16.40
53481200	AWWSC Services - Group Ins CA CF		9300011737	3/31/2013	13.38
53481200	AWWSC Services - Group Ins CA CF		9300011738	3/31/2013	10.41
53481200	AWWSC Services - Group Ins CA CF		9300011739	3/31/2013	2.96
53481200	AWWSC Services - Group Ins CA CF		9300011740	3/31/2013	(19.83)
53481200	AWWSC Services - Group Ins CA CF		9300011744	3/31/2013	9.48
53481200	AWWSC Services - Group Ins CA CF		9300011747	3/31/2013	64.78
53481200	AWWSC Services - Group Ins CA CF		9300011748	3/31/2013	3.38
53481200	AWWSC Services - Group Ins CA CF		9300011752	3/31/2013	45.30
53481200	AWWSC Services - Group Ins CA CF		9300011753	3/31/2013	14.77
53481200	AWWSC Services - Group Ins CA CF		9300011754	3/31/2013	5.42
53481200	AWWSC Services - Group Ins CA CF		9300011755	3/31/2013	40.76
53481200	AWWSC Services - Group Ins CA CF		9300011756	3/31/2013	460.43
53481200	AWWSC Services - Group Ins CA CF		9300011757	3/31/2013	10.17
53481200	AWWSC Services - Group Ins CA CF		9300011758	3/31/2013	(8.83)
53481200	AWWSC Services - Group Ins CA CF		9300011759	3/31/2013	14.73
53481200	AWWSC Services - Group Ins CA CF		9300011761	3/31/2013	(35.58)
53481200	AWWSC Services - Group Ins CA CF		9300011762	3/31/2013	40.75
53481200	AWWSC Services - Group Ins CA CF		9300011764	3/31/2013	1.62
53481200	AWWSC Services - Group Ins CA CF		9300011765	3/31/2013	30.66
53481200	AWWSC Services - Group Ins CA CF		9300011768	3/31/2013	91.83
53481200	AWWSC Services - Group Ins CA CF		9300011770	3/31/2013	(0.25)
53481200	AWWSC Services - Group Ins CA CF		9300011771	3/31/2013	6.77
53481200	AWWSC Services - Group Ins CA CF		9300011777	3/31/2013	(1.10)
53481200	AWWSC Services - Group Ins CA CF		9300011778	3/31/2013	(0.36)
53481200	AWWSC Services - Group Ins CA CF		9300011779	3/31/2013	417.01
53481200	AWWSC Services - Group Ins CA CF		9300011780	3/31/2013	19.39
53481200	AWWSC Services - Group Ins CA CF		9300011781	3/31/2013	2.66
53481200	AWWSC Services - Group Ins CA CF		9300011784	3/31/2013	30.66

## Kentucky American Water Company

Case No. 2012-00520

Response to PSC DR1, Item 31

Account	Description	Doc Type	Document Number	Posting Date	Amount
53481200	AWWSC Services - Group Ins CA CF		9300011786	3/31/2013	5.18
53481200	AWWSC Services - Group Ins CA CF		9300011787	3/31/2013	(3.65)
53481200	AWWSC Services - Group Ins CA CF		9300011790	3/31/2013	5.19
53481200	AWWSC Services - Group Ins CA CF		9300011791	3/31/2013	13.09
53481200	AWWSC Services - Group Ins CA CF		9300011792	3/31/2013	5.18
53481200	AWWSC Services - Group Ins CA CF		9300011793	3/31/2013	0.30
53481200	AWWSC Services - Group Ins CA CF		9300011794	3/31/2013	41.19
53481200	AWWSC Services - Group Ins CA CF		9300011795	3/31/2013	45.32
53481200	AWWSC Services - Group Ins CA CF		9300011796	3/31/2013	15.39
53481200	AWWSC Services - Group Ins CA CF		9300011797	3/31/2013	5.18
53481200	AWWSC Services - Group Ins CA CF		9300011798	3/31/2013	5.18
53481200	AWWSC Services - Group Ins CA CF		9300011799	3/31/2013	5.18
53481200	AWWSC Services - Group Ins CA CF		9300011801	3/31/2013	2.46
53481200	AWWSC Services - Group Ins CA CF		9300011803	3/31/2013	187.64
53481200	AWWSC Services - Group Ins CA CF		9300011804	3/31/2013	53.77
53481200	AWWSC Services - Group Ins CA CF		9300011806	3/31/2013	0.52
53481200	AWWSC Services - Group Ins CA CF		9300011807	3/31/2013	78.68
53481200	AWWSC Services - Group Ins CA CF		9300011811	3/31/2013	1.45
53481200	AWWSC Services - Group Ins CA CF		9300011813	3/31/2013	37.18
53481200	AWWSC Services - Group Ins CA CF		9300011814	3/31/2013	0.15
53481200	AWWSC Services - Group Ins CA CF		9300011819	3/31/2013	(8.29)
53481200	AWWSC Services - Group Ins CA CF		9300011823	3/31/2013	241.18
53481200	AWWSC Services - Group Ins CA CF		9300011824	3/31/2013	(0.06)
53481200	AWWSC Services - Group Ins CA CF		9300011826	3/31/2013	27.49
53481200	AWWSC Services - Group Ins CA CF		9300011829	3/31/2013	(1.10)
53481200	AWWSC Services - Group Ins CA CF		9300011841	3/31/2013	101.92
53481200	AWWSC Services - Group Ins CA CF		9300011842	3/31/2013	119.75
53481200	AWWSC Services - Group Ins CA CF		9300011843	3/31/2013	51.39
53481200	AWWSC Services - Group Ins CA CF		9300011844	3/31/2013	188.65
53481200	AWWSC Services - Group Ins CA CF		9300011845	3/31/2013	15.82
53481200	AWWSC Services - Group Ins CA CF		9300011846	3/31/2013	3.28
53481200	AWWSC Services - Group Ins CA CF		9300011847	3/31/2013	3.84
53481200	AWWSC Services - Group Ins CA CF		9300011894	3/31/2013	(180.58)
53481200	AWWSC Services - Group Ins CA CF		9300011895	3/31/2013	(1.42)
53481200	AWWSC Services - Group Ins CA CF		9300011896	3/31/2013	(34.06)
53481200	AWWSC Services - Group Ins CA CF		9300011897	3/31/2013	(165.95)
53481200	AWWSC Services - Group Ins CA CF		9300011898	3/31/2013	109.00
53481200	AWWSC Services - Group Ins CA CF		9300011955	3/31/2013	2.39
53481200	AWWSC Services - Group Ins CA CF		9300011956	3/31/2013	0.54
53481200	AWWSC Services - Group Ins CA CF		9300011957	3/31/2013	(5.42)
53481200	AWWSC Services - Group Ins CA CF		9300011958	3/31/2013	3.91
53481200	AWWSC Services - Group Ins CA CF		9300011959	3/31/2013	0.69
53481200	AWWSC Services - Group Ins CA CF		9300011960	3/31/2013	1.87
53481200	AWWSC Services - Group Ins CA CF		9300011961	3/31/2013	3.00
53481200	AWWSC Services - Group Ins CA CF		9300011962	3/31/2013	1.36
53481200	AWWSC Services - Group Ins CA CF		9300011963	3/31/2013	3.75
53481200	AWWSC Services - Group Ins CA CF		9300011964	3/31/2013	8.15
53481200	AWWSC Services - Group Ins CA CF		9300011965	3/31/2013	15.28
53481200	AWWSC Services - Group Ins CA CF		9300011966	3/31/2013	1.42
53481200	AWWSC Services - Group Ins CA CF		9300011967	3/31/2013	64.14
53481200	AWWSC Services - Group Ins CA CF		9300011969	3/31/2013	34.81
53481200	AWWSC Services - Group Ins CA CF		9300011970	3/31/2013	46.80
53481200	AWWSC Services - Group Ins CA CF		9300011971	3/31/2013	57.30

## Kentucky American Water Company

Case No. 2012-00520

Response to PSC DR1, Item 31

Account	Description	Doc Type	Document Number	Posting Date	Amount
53481200	AWWSC Services - Group Ins CA CF		9300011972	3/31/2013	96.60
53481200	AWWSC Services - Group Ins CA CF		9300011974	3/31/2013	0.22
53481200	AWWSC Services - Group Ins CA CF		9300011975	3/31/2013	(0.13)
53481200	AWWSC Services - Group Ins CA CF		9300011976	3/31/2013	0.07
53481200	AWWSC Services - Group Ins CA CF		9300011977	3/31/2013	0.14
53481200	AWWSC Services - Group Ins CA CF		9300011978	3/31/2013	0.07
53481200	AWWSC Services - Group Ins CA CF		9300011979	3/31/2013	0.09
53481200	AWWSC Services - Group Ins CA CF		9300011981	3/31/2013	0.05
53481200	AWWSC Services - Group Ins CA CF		9300011982	3/31/2013	0.08
53481200	AWWSC Services - Group Ins CA CF		9300011983	3/31/2013	0.01
53481200	AWWSC Services - Group Ins CA CF		9300011984	3/31/2013	0.12
53481200	AWWSC Services - Group Ins CA CF		9300011985	3/31/2013	0.22
53481200	AWWSC Services - Group Ins CA CF		9300011990	3/31/2013	119.72
53481200	AWWSC Services - Group Ins CA CF		9300011994	3/31/2013	154.14
53481200	AWWSC Services - Group Ins CA CF		9300012003	3/31/2013	112.96
53481200	AWWSC Services - Group Ins CA CF		9300012011	3/31/2013	747.88
53481200	AWWSC Services - Group Ins CA CF		9300012031	3/31/2013	72.26
53481200	AWWSC Services - Group Ins CA CF		9300012039	3/31/2013	221.80
53481200	AWWSC Services - Group Ins CA CF		9300012042	3/31/2013	139.86
53481200	AWWSC Services - Group Ins CA CF		9300012047	3/31/2013	28.15
53481200	AWWSC Services - Group Ins CA CF		9300012048	3/31/2013	21.41
53481200	AWWSC Services - Group Ins CA CF		9300012049	3/31/2013	64.90
53481200	AWWSC Services - Group Ins CA CF		9300012050	3/31/2013	16.63
53481200	AWWSC Services - Group Ins CA CF		9300012051	3/31/2013	38.42
53481200	AWWSC Services - Group Ins CA UT		9300012078	3/31/2013	(2,008.56)
53481200	AWWSC Services - Group Ins CA UT		9300012080	3/31/2013	3.63
53481200	AWWSC Services - Group Ins CA UT		9300012081	3/31/2013	34.06
53481200	AWWSC Services - Group Ins CA UT		9300012082	3/31/2013	165.95
53481200	AWWSC Services - Group Ins CA UT		9300012083	3/31/2013	(134.01)
53481300	AWWSC Services - Other Benefi UZ		2000001328	3/31/2013	779.10
53481300	AWWSC Services - Other Benefi UZ		2000001330	3/31/2013	13,488.21
53481300	AWWSC Services - Other Benefi UZ		2000001332	3/31/2013	(1,646.48)
53481300	AWWSC Services - Other Benefi UZ		2000001333	3/31/2013	(2,004.12)
53481300	AWWSC Services - Other Benefi UZ		2000001335	3/31/2013	(172.23)
53481300	AWWSC Services - Other Benefi CF		9300011646	3/31/2013	(78.37)
53481300	AWWSC Services - Other Benefi CF		9300011648	3/31/2013	174.17
53481300	AWWSC Services - Other Benefi CF		9300011649	3/31/2013	24.54
53481300	AWWSC Services - Other Benefi CF		9300011650	3/31/2013	(38.02)
53481300	AWWSC Services - Other Benefi CF		9300011653	3/31/2013	0.47
53481300	AWWSC Services - Other Benefi CF		9300011654	3/31/2013	(0.14)
53481300	AWWSC Services - Other Benefi CF		9300011656	3/31/2013	1.39
53481300	AWWSC Services - Other Benefi CF		9300011657	3/31/2013	3.36
53481300	AWWSC Services - Other Benefi CF		9300011658	3/31/2013	1.74
53481300	AWWSC Services - Other Benefi CF		9300011659	3/31/2013	4.58
53481300	AWWSC Services - Other Benefi CF		9300011660	3/31/2013	15.84
53481300	AWWSC Services - Other Benefi CF		9300011662	3/31/2013	29.09
53481300	AWWSC Services - Other Benefi CF		9300011663	3/31/2013	5.65
53481300	AWWSC Services - Other Benefi CF		9300011664	3/31/2013	(0.11)
53481300	AWWSC Services - Other Benefi CF		9300011665	3/31/2013	10.08
53481300	AWWSC Services - Other Benefi CF		9300011666	3/31/2013	9.09
53481300	AWWSC Services - Other Benefi CF		9300011667	3/31/2013	6.34
53481300	AWWSC Services - Other Benefi CF		9300011668	3/31/2013	(2.52)
53481300	AWWSC Services - Other Benefi CF		9300011669	3/31/2013	65.47



## Kentucky American Water Company

Case No. 2012-00520

Response to PSC DR1, Item 31

Account	Description	Doc Type	Document Number	Posting Date	Amount
53481300	AWWSC Services - Other Benefi	CF	9300011670	3/31/2013	6.60
53481300	AWWSC Services - Other Benefi	CF	9300011671	3/31/2013	191.71
53481300	AWWSC Services - Other Benefi	CF	9300011672	3/31/2013	192.03
53481300	AWWSC Services - Other Benefi	CF	9300011675	3/31/2013	(0.11)
53481300	AWWSC Services - Other Benefi	CF	9300011676	3/31/2013	7.96
53481300	AWWSC Services - Other Benefi	CF	9300011679	3/31/2013	(0.18)
53481300	AWWSC Services - Other Benefi	CF	9300011683	3/31/2013	0.06
53481300	AWWSC Services - Other Benefi	CF	9300011684	3/31/2013	37.96
53481300	AWWSC Services - Other Benefi	CF	9300011686	3/31/2013	1,380.85
53481300	AWWSC Services - Other Benefi	CF	9300011688	3/31/2013	14.27
53481300	AWWSC Services - Other Benefi	CF	9300011689	3/31/2013	1.96
53481300	AWWSC Services - Other Benefi	CF	9300011690	3/31/2013	1.96
53481300	AWWSC Services - Other Benefi	CF	9300011692	3/31/2013	2.68
53481300	AWWSC Services - Other Benefi	CF	9300011697	3/31/2013	2.79
53481300	AWWSC Services - Other Benefi	CF	9300011698	3/31/2013	2.24
53481300	AWWSC Services - Other Benefi	CF	9300011701	3/31/2013	25.58
53481300	AWWSC Services - Other Benefi	CF	9300011704	3/31/2013	2.92
53481300	AWWSC Services - Other Benefi	CF	9300011706	3/31/2013	(0.98)
53481300	AWWSC Services - Other Benefi	CF	9300011707	3/31/2013	(12,796.12)
53481300	AWWSC Services - Other Benefi	CF	9300011710	3/31/2013	0.05
53481300	AWWSC Services - Other Benefi	CF	9300011711	3/31/2013	7.98
53481300	AWWSC Services - Other Benefi	CF	9300011712	3/31/2013	0.03
53481300	AWWSC Services - Other Benefi	CF	9300011713	3/31/2013	4.40
53481300	AWWSC Services - Other Benefi	CF	9300011715	3/31/2013	11.06
53481300	AWWSC Services - Other Benefi	CF	9300011716	3/31/2013	5.05
53481300	AWWSC Services - Other Benefi	CF	9300011717	3/31/2013	(594.59)
53481300	AWWSC Services - Other Benefi	CF	9300011718	3/31/2013	7.96
53481300	AWWSC Services - Other Benefi	CF	9300011720	3/31/2013	(1,088.09)
53481300	AWWSC Services - Other Benefi	CF	9300011721	3/31/2013	(0.12)
53481300	AWWSC Services - Other Benefi	CF	9300011722	3/31/2013	(0.12)
53481300	AWWSC Services - Other Benefi	CF	9300011723	3/31/2013	2.96
53481300	AWWSC Services - Other Benefi	CF	9300011724	3/31/2013	(0.10)
53481300	AWWSC Services - Other Benefi	CF	9300011725	3/31/2013	2.92
53481300	AWWSC Services - Other Benefi	CF	9300011726	3/31/2013	(478.56)
53481300	AWWSC Services - Other Benefi	CF	9300011732	3/31/2013	(934.01)
53481300	AWWSC Services - Other Benefi	CF	9300011733	3/31/2013	(915.12)
53481300	AWWSC Services - Other Benefi	CF	9300011735	3/31/2013	15.04
53481300	AWWSC Services - Other Benefi	CF	9300011736	3/31/2013	18.29
53481300	AWWSC Services - Other Benefi	CF	9300011737	3/31/2013	14.92
53481300	AWWSC Services - Other Benefi	CF	9300011738	3/31/2013	3.03
53481300	AWWSC Services - Other Benefi	CF	9300011739	3/31/2013	3.29
53481300	AWWSC Services - Other Benefi	CF	9300011740	3/31/2013	(1.96)
53481300	AWWSC Services - Other Benefi	CF	9300011744	3/31/2013	4.86
53481300	AWWSC Services - Other Benefi	CF	9300011747	3/31/2013	39.18
53481300	AWWSC Services - Other Benefi	CF	9300011748	3/31/2013	2.81
53481300	AWWSC Services - Other Benefi	CF	9300011752	3/31/2013	31.56
53481300	AWWSC Services - Other Benefi	CF	9300011753	3/31/2013	7.98
53481300	AWWSC Services - Other Benefi	CF	9300011754	3/31/2013	6.04
53481300	AWWSC Services - Other Benefi	CF	9300011755	3/31/2013	299.11
53481300	AWWSC Services - Other Benefi	CF	9300011756	3/31/2013	(481.05)
53481300	AWWSC Services - Other Benefi	CF	9300011757	3/31/2013	13.20
53481300	AWWSC Services - Other Benefi	CF	9300011758	3/31/2013	(7.38)
53481300	AWWSC Services - Other Benefi	CF	9300011759	3/31/2013	7.95

## Kentucky American Water Company

Case No. 2012-00520

Response to PSC DR1, Item 31

Account	Description	Doc Type	Document Number	Posting Date	Amount
53481300	AWWSC Services - Other Benefi	CF	9300011761	3/31/2013	(41.56)
53481300	AWWSC Services - Other Benefi	CF	9300011762	3/31/2013	299.12
53481300	AWWSC Services - Other Benefi	CF	9300011764	3/31/2013	0.89
53481300	AWWSC Services - Other Benefi	CF	9300011765	3/31/2013	25.60
53481300	AWWSC Services - Other Benefi	CF	9300011766	3/31/2013	999.61
53481300	AWWSC Services - Other Benefi	CF	9300011768	3/31/2013	34.12
53481300	AWWSC Services - Other Benefi	CF	9300011770	3/31/2013	(0.10)
53481300	AWWSC Services - Other Benefi	CF	9300011771	3/31/2013	3.07
53481300	AWWSC Services - Other Benefi	CF	9300011777	3/31/2013	(0.92)
53481300	AWWSC Services - Other Benefi	CF	9300011778	3/31/2013	(0.32)
53481300	AWWSC Services - Other Benefi	CF	9300011779	3/31/2013	1,155.80
53481300	AWWSC Services - Other Benefi	CF	9300011780	3/31/2013	25.24
53481300	AWWSC Services - Other Benefi	CF	9300011781	3/31/2013	10.12
53481300	AWWSC Services - Other Benefi	CF	9300011784	3/31/2013	25.60
53481300	AWWSC Services - Other Benefi	CF	9300011786	3/31/2013	5.06
53481300	AWWSC Services - Other Benefi	CF	9300011787	3/31/2013	(590.58)
53481300	AWWSC Services - Other Benefi	CF	9300011790	3/31/2013	5.07
53481300	AWWSC Services - Other Benefi	CF	9300011791	3/31/2013	9.31
53481300	AWWSC Services - Other Benefi	CF	9300011792	3/31/2013	5.06
53481300	AWWSC Services - Other Benefi	CF	9300011793	3/31/2013	191.86
53481300	AWWSC Services - Other Benefi	CF	9300011794	3/31/2013	28.07
53481300	AWWSC Services - Other Benefi	CF	9300011795	3/31/2013	31.55
53481300	AWWSC Services - Other Benefi	CF	9300011796	3/31/2013	1.74
53481300	AWWSC Services - Other Benefi	CF	9300011797	3/31/2013	(620.77)
53481300	AWWSC Services - Other Benefi	CF	9300011798	3/31/2013	(620.77)
53481300	AWWSC Services - Other Benefi	CF	9300011799	3/31/2013	(148.22)
53481300	AWWSC Services - Other Benefi	CF	9300011801	3/31/2013	2.75
53481300	AWWSC Services - Other Benefi	CF	9300011803	3/31/2013	296.69
53481300	AWWSC Services - Other Benefi	CF	9300011804	3/31/2013	41.70
53481300	AWWSC Services - Other Benefi	CF	9300011806	3/31/2013	0.21
53481300	AWWSC Services - Other Benefi	CF	9300011807	3/31/2013	31.14
53481300	AWWSC Services - Other Benefi	CF	9300011811	3/31/2013	0.14
53481300	AWWSC Services - Other Benefi	CF	9300011813	3/31/2013	40.78
53481300	AWWSC Services - Other Benefi	CF	9300011814	3/31/2013	0.06
53481300	AWWSC Services - Other Benefi	CF	9300011819	3/31/2013	(12.84)
53481300	AWWSC Services - Other Benefi	CF	9300011823	3/31/2013	(617.11)
53481300	AWWSC Services - Other Benefi	CF	9300011824	3/31/2013	(0.34)
53481300	AWWSC Services - Other Benefi	CF	9300011826	3/31/2013	7.78
53481300	AWWSC Services - Other Benefi	CF	9300011827	3/31/2013	7.16
53481300	AWWSC Services - Other Benefi	CF	9300011829	3/31/2013	(0.92)
53481300	AWWSC Services - Other Benefi	CF	9300011841	3/31/2013	166.03
53481300	AWWSC Services - Other Benefi	CF	9300011842	3/31/2013	57.74
53481300	AWWSC Services - Other Benefi	CF	9300011843	3/31/2013	28.67
53481300	AWWSC Services - Other Benefi	CF	9300011844	3/31/2013	116.56
53481300	AWWSC Services - Other Benefi	CF	9300011845	3/31/2013	11.07
53481300	AWWSC Services - Other Benefi	CF	9300011846	3/31/2013	0.81
53481300	AWWSC Services - Other Benefi	CF	9300011847	3/31/2013	0.96
53481300	AWWSC Services - Other Benefi	CF	9300011894	3/31/2013	20.07
53481300	AWWSC Services - Other Benefi	CF	9300011895	3/31/2013	(0.98)
53481300	AWWSC Services - Other Benefi	CF	9300011896	3/31/2013	(2.61)
53481300	AWWSC Services - Other Benefi	CF	9300011897	3/31/2013	(175.41)
53481300	AWWSC Services - Other Benefi	CF	9300011898	3/31/2013	20.84
53481300	AWWSC Services - Other Benefi	CF	9300011955	3/31/2013	2.69

## Kentucky American Water Company

Case No. 2012-00520

Response to PSC DR1, Item 31

Account	Description	Doc Type	Document Number	Posting Date	Amount
53481300	AWWSC Services - Other Benefi	CF	9300011956	3/31/2013	4.75
53481300	AWWSC Services - Other Benefi	CF	9300011957	3/31/2013	2.22
53481300	AWWSC Services - Other Benefi	CF	9300011958	3/31/2013	3.08
53481300	AWWSC Services - Other Benefi	CF	9300011959	3/31/2013	4.87
53481300	AWWSC Services - Other Benefi	CF	9300011960	3/31/2013	6.26
53481300	AWWSC Services - Other Benefi	CF	9300011961	3/31/2013	12.36
53481300	AWWSC Services - Other Benefi	CF	9300011962	3/31/2013	10.53
53481300	AWWSC Services - Other Benefi	CF	9300011963	3/31/2013	4.45
53481300	AWWSC Services - Other Benefi	CF	9300011964	3/31/2013	5.01
53481300	AWWSC Services - Other Benefi	CF	9300011965	3/31/2013	6.05
53481300	AWWSC Services - Other Benefi	CF	9300011966	3/31/2013	5.80
53481300	AWWSC Services - Other Benefi	CF	9300011967	3/31/2013	87.05
53481300	AWWSC Services - Other Benefi	CF	9300011969	3/31/2013	59.71
53481300	AWWSC Services - Other Benefi	CF	9300011970	3/31/2013	118.98
53481300	AWWSC Services - Other Benefi	CF	9300011971	3/31/2013	42.34
53481300	AWWSC Services - Other Benefi	CF	9300011972	3/31/2013	19.50
53481300	AWWSC Services - Other Benefi	CF	9300011974	3/31/2013	0.79
53481300	AWWSC Services - Other Benefi	CF	9300011975	3/31/2013	0.29
53481300	AWWSC Services - Other Benefi	CF	9300011977	3/31/2013	0.33
53481300	AWWSC Services - Other Benefi	CF	9300011978	3/31/2013	0.36
53481300	AWWSC Services - Other Benefi	CF	9300011979	3/31/2013	0.44
53481300	AWWSC Services - Other Benefi	CF	9300011980	3/31/2013	(0.01)
53481300	AWWSC Services - Other Benefi	CF	9300011981	3/31/2013	0.24
53481300	AWWSC Services - Other Benefi	CF	9300011982	3/31/2013	0.40
53481300	AWWSC Services - Other Benefi	CF	9300011983	3/31/2013	(0.01)
53481300	AWWSC Services - Other Benefi	CF	9300011984	3/31/2013	0.08
53481300	AWWSC Services - Other Benefi	CF	9300011985	3/31/2013	0.51
53481300	AWWSC Services - Other Benefi	CF	9300011995	3/31/2013	89.10
53481300	AWWSC Services - Other Benefi	CF	9300012004	3/31/2013	10.22
53481300	AWWSC Services - Other Benefi	CF	9300012010	3/31/2013	3,217.49
53481300	AWWSC Services - Other Benefi	CF	9300012023	3/31/2013	4.49
53481300	AWWSC Services - Other Benefi	CF	9300012024	3/31/2013	112.35
53481300	AWWSC Services - Other Benefi	CF	9300012032	3/31/2013	2.26
53481300	AWWSC Services - Other Benefi	CF	9300012040	3/31/2013	383.50
53481300	AWWSC Services - Other Benefi	CF	9300012047	3/31/2013	77.67
53481300	AWWSC Services - Other Benefi	CF	9300012048	3/31/2013	49.19
53481300	AWWSC Services - Other Benefi	CF	9300012049	3/31/2013	6.17
53481300	AWWSC Services - Other Benefi	CF	9300012050	3/31/2013	4.19
53481300	AWWSC Services - Other Benefi	CF	9300012051	3/31/2013	2.24
53481300	AWWSC Services - Other Benefi	UT	9300012078	3/31/2013	(1,162.02)
53481300	AWWSC Services - Other Benefi	UT	9300012080	3/31/2013	38.02
53481300	AWWSC Services - Other Benefi	UT	9300012081	3/31/2013	2.61
53481300	AWWSC Services - Other Benefi	UT	9300012082	3/31/2013	175.41
53481300	AWWSC Services - Other Benefi	UT	9300012083	3/31/2013	(46.44)
53481400	AWWSC Services - Contracted S	UZ	2000001328	3/31/2013	(34,332.83)
53481400	AWWSC Services - Contracted S	UZ	2000001330	3/31/2013	(144,405.24)
53481400	AWWSC Services - Contracted S	UZ	2000001332	3/31/2013	(128.20)
53481400	AWWSC Services - Contracted S	UZ	2000001333	3/31/2013	(981.48)
53481400	AWWSC Services - Contracted S	UZ	2000001334	3/31/2013	(33.44)
53481400	AWWSC Services - Contracted S	UZ	2000001335	3/31/2013	(1,075.62)
53481400	AWWSC Services - Contracted S	CF	9300011646	3/31/2013	849.12
53481400	AWWSC Services - Contracted S	CF	9300011673	3/31/2013	(15.45)
53481400	AWWSC Services - Contracted S	CF	9300011676	3/31/2013	(27.21)

## Kentucky American Water Company

Case No. 2012-00520

Response to PSC DR1, Item 31

Account	Description	Doc Type	Document Number	Posting Date	Amount
53481400	AWWSC Services - Contracted S CF		9300011677	3/31/2013	10.97
53481400	AWWSC Services - Contracted S CF		9300011678	3/31/2013	1,313.40
53481400	AWWSC Services - Contracted S CF		9300011680	3/31/2013	623.08
53481400	AWWSC Services - Contracted S CF		9300011682	3/31/2013	11.85
53481400	AWWSC Services - Contracted S CF		9300011684	3/31/2013	4,866.27
53481400	AWWSC Services - Contracted S CF		9300011686	3/31/2013	(619.76)
53481400	AWWSC Services - Contracted S CF		9300011699	3/31/2013	(1,454.87)
53481400	AWWSC Services - Contracted S CF		9300011701	3/31/2013	6,576.80
53481400	AWWSC Services - Contracted S CF		9300011702	3/31/2013	1,386.91
53481400	AWWSC Services - Contracted S CF		9300011704	3/31/2013	2,497.07
53481400	AWWSC Services - Contracted S CF		9300011705	3/31/2013	149.04
53481400	AWWSC Services - Contracted S CF		9300011707	3/31/2013	7,475.87
53481400	AWWSC Services - Contracted S CF		9300011711	3/31/2013	1,017.27
53481400	AWWSC Services - Contracted S CF		9300011714	3/31/2013	499.32
53481400	AWWSC Services - Contracted S CF		9300011718	3/31/2013	(27.23)
53481400	AWWSC Services - Contracted S CF		9300011720	3/31/2013	4,285.98
53481400	AWWSC Services - Contracted S CF		9300011723	3/31/2013	2,883.36
53481400	AWWSC Services - Contracted S CF		9300011725	3/31/2013	499.28
53481400	AWWSC Services - Contracted S CF		9300011732	3/31/2013	582.02
53481400	AWWSC Services - Contracted S CF		9300011733	3/31/2013	1,140.74
53481400	AWWSC Services - Contracted S CF		9300011736	3/31/2013	487.44
53481400	AWWSC Services - Contracted S CF		9300011737	3/31/2013	413.01
53481400	AWWSC Services - Contracted S CF		9300011742	3/31/2013	62,044.77
53481400	AWWSC Services - Contracted S CF		9300011747	3/31/2013	6,223.97
53481400	AWWSC Services - Contracted S CF		9300011748	3/31/2013	146.42
53481400	AWWSC Services - Contracted S CF		9300011751	3/31/2013	1,428.94
53481400	AWWSC Services - Contracted S CF		9300011752	3/31/2013	18.69
53481400	AWWSC Services - Contracted S CF		9300011753	3/31/2013	1,004.04
53481400	AWWSC Services - Contracted S CF		9300011755	3/31/2013	795.11
53481400	AWWSC Services - Contracted S CF		9300011756	3/31/2013	780.26
53481400	AWWSC Services - Contracted S CF		9300011758	3/31/2013	84.08
53481400	AWWSC Services - Contracted S CF		9300011759	3/31/2013	(27.21)
53481400	AWWSC Services - Contracted S CF		9300011762	3/31/2013	600.02
53481400	AWWSC Services - Contracted S CF		9300011765	3/31/2013	4,687.16
53481400	AWWSC Services - Contracted S CF		9300011766	3/31/2013	7,417.93
53481400	AWWSC Services - Contracted S CF		9300011769	3/31/2013	(21.84)
53481400	AWWSC Services - Contracted S CF		9300011775	3/31/2013	37,045.39
53481400	AWWSC Services - Contracted S CF		9300011777	3/31/2013	149.04
53481400	AWWSC Services - Contracted S CF		9300011778	3/31/2013	82.59
53481400	AWWSC Services - Contracted S CF		9300011781	3/31/2013	(22.89)
53481400	AWWSC Services - Contracted S CF		9300011782	3/31/2013	(10.45)
53481400	AWWSC Services - Contracted S CF		9300011784	3/31/2013	2,344.20
53481400	AWWSC Services - Contracted S CF		9300011785	3/31/2013	(61.21)
53481400	AWWSC Services - Contracted S CF		9300011790	3/31/2013	5,957.99
53481400	AWWSC Services - Contracted S CF		9300011794	3/31/2013	18.69
53481400	AWWSC Services - Contracted S CF		9300011795	3/31/2013	18.69
53481400	AWWSC Services - Contracted S CF		9300011796	3/31/2013	7,475.87
53481400	AWWSC Services - Contracted S CF		9300011799	3/31/2013	0.01
53481400	AWWSC Services - Contracted S CF		9300011800	3/31/2013	10.97
53481400	AWWSC Services - Contracted S CF		9300011801	3/31/2013	10.97
53481400	AWWSC Services - Contracted S CF		9300011802	3/31/2013	623.08
53481400	AWWSC Services - Contracted S CF		9300011803	3/31/2013	429.71
53481400	AWWSC Services - Contracted S CF		9300011804	3/31/2013	4,073.21

## Kentucky American Water Company

Case No. 2012-00520

Response to PSC DR1, Item 31

Account	Description	Doc Type	Document Number	Posting Date	Amount
53481400	AWWSC Services - Contracted S CF		9300011807	3/31/2013	422.33
53481400	AWWSC Services - Contracted S CF		9300011823	3/31/2013	360.89
53481400	AWWSC Services - Contracted S CF		9300011824	3/31/2013	0.18
53481400	AWWSC Services - Contracted S CF		9300011828	3/31/2013	(1,484.64)
53481400	AWWSC Services - Contracted S CF		9300011829	3/31/2013	149.04
53481400	AWWSC Services - Contracted S CF		9300011830	3/31/2013	1,386.91
53481400	AWWSC Services - Contracted S CF		9300011841	3/31/2013	(75.16)
53481400	AWWSC Services - Contracted S CF		9300011899	3/31/2013	262.50
53481400	AWWSC Services - Contracted S CF		9300011958	3/31/2013	(0.01)
53481400	AWWSC Services - Contracted S CF		9300011961	3/31/2013	0.03
53481400	AWWSC Services - Contracted S CF		9300011964	3/31/2013	323.45
53481400	AWWSC Services - Contracted S CF		9300011965	3/31/2013	79.18
53481400	AWWSC Services - Contracted S CF		9300011966	3/31/2013	143.20
53481400	AWWSC Services - Contracted S CF		9300011971	3/31/2013	(0.53)
53481400	AWWSC Services - Contracted S CF		9300011975	3/31/2013	0.05
53481400	AWWSC Services - Contracted S CF		9300011983	3/31/2013	(5.02)
53481400	AWWSC Services - Contracted S CF		9300012015	3/31/2013	2,223.71
53481400	AWWSC Services - Contracted S CF		9300012050	3/31/2013	1.18
53481400	AWWSC Services - Contracted S UT		9300012078	3/31/2013	(774.63)
53481400	AWWSC Services - Contracted S UT		9300012083	3/31/2013	(545.83)
53481400	AWWSC Services - Contracted S UT		9300012084	3/31/2013	(262.50)
53481500	AWWSC Services - Office Supplii UZ		2000001328	3/31/2013	(2,966.25)
53481500	AWWSC Services - Office Supplii UZ		2000001330	3/31/2013	(9,272.68)
53481500	AWWSC Services - Office Supplii UZ		2000001332	3/31/2013	(41.81)
53481500	AWWSC Services - Office Supplii UZ		2000001333	3/31/2013	(2.49)
53481500	AWWSC Services - Office Supplii UZ		2000001335	3/31/2013	34.43
53481500	AWWSC Services - Office Supplii CF		9300011575	3/31/2013	1.90
53481500	AWWSC Services - Office Supplii CF		9300011646	3/31/2013	25.00
53481500	AWWSC Services - Office Supplii CF		9300011649	3/31/2013	212.85
53481500	AWWSC Services - Office Supplii CF		9300011670	3/31/2013	36.34
53481500	AWWSC Services - Office Supplii CF		9300011671	3/31/2013	(2.80)
53481500	AWWSC Services - Office Supplii CF		9300011672	3/31/2013	(5.31)
53481500	AWWSC Services - Office Supplii CF		9300011673	3/31/2013	0.54
53481500	AWWSC Services - Office Supplii CF		9300011674	3/31/2013	(0.67)
53481500	AWWSC Services - Office Supplii CF		9300011675	3/31/2013	(3.90)
53481500	AWWSC Services - Office Supplii CF		9300011676	3/31/2013	4.95
53481500	AWWSC Services - Office Supplii CF		9300011677	3/31/2013	(3.12)
53481500	AWWSC Services - Office Supplii CF		9300011679	3/31/2013	(0.56)
53481500	AWWSC Services - Office Supplii CF		9300011680	3/31/2013	(41.67)
53481500	AWWSC Services - Office Supplii CF		9300011681	3/31/2013	(6.22)
53481500	AWWSC Services - Office Supplii CF		9300011684	3/31/2013	3.65
53481500	AWWSC Services - Office Supplii CF		9300011685	3/31/2013	(0.08)
53481500	AWWSC Services - Office Supplii CF		9300011686	3/31/2013	3,369.43
53481500	AWWSC Services - Office Supplii CF		9300011687	3/31/2013	(0.04)
53481500	AWWSC Services - Office Supplii CF		9300011688	3/31/2013	(2.48)
53481500	AWWSC Services - Office Supplii CF		9300011689	3/31/2013	8.08
53481500	AWWSC Services - Office Supplii CF		9300011690	3/31/2013	(0.21)
53481500	AWWSC Services - Office Supplii CF		9300011691	3/31/2013	6.04
53481500	AWWSC Services - Office Supplii CF		9300011692	3/31/2013	6.42
53481500	AWWSC Services - Office Supplii CF		9300011694	3/31/2013	4.64
53481500	AWWSC Services - Office Supplii CF		9300011695	3/31/2013	11.93
53481500	AWWSC Services - Office Supplii CF		9300011696	3/31/2013	(1.09)
53481500	AWWSC Services - Office Supplii CF		9300011697	3/31/2013	(1.19)

## Kentucky American Water Company

Case No. 2012-00520

Response to PSC DR1, Item 31

Account	Description	Doc Type	Document Number	Posting Date	Amount
53481500	AWWSC Services - Office Supplii	CF	9300011698	3/31/2013	(1.06)
53481500	AWWSC Services - Office Supplii	CF	9300011699	3/31/2013	4.22
53481500	AWWSC Services - Office Supplii	CF	9300011700	3/31/2013	1.21
53481500	AWWSC Services - Office Supplii	CF	9300011701	3/31/2013	92.29
53481500	AWWSC Services - Office Supplii	CF	9300011702	3/31/2013	(14.82)
53481500	AWWSC Services - Office Supplii	CF	9300011703	3/31/2013	5.34
53481500	AWWSC Services - Office Supplii	CF	9300011704	3/31/2013	(17.15)
53481500	AWWSC Services - Office Supplii	CF	9300011705	3/31/2013	(3.17)
53481500	AWWSC Services - Office Supplii	CF	9300011706	3/31/2013	(0.54)
53481500	AWWSC Services - Office Supplii	CF	9300011707	3/31/2013	18.87
53481500	AWWSC Services - Office Supplii	CF	9300011708	3/31/2013	10.03
53481500	AWWSC Services - Office Supplii	CF	9300011709	3/31/2013	(0.08)
53481500	AWWSC Services - Office Supplii	CF	9300011711	3/31/2013	20.86
53481500	AWWSC Services - Office Supplii	CF	9300011712	3/31/2013	(0.75)
53481500	AWWSC Services - Office Supplii	CF	9300011713	3/31/2013	(0.24)
53481500	AWWSC Services - Office Supplii	CF	9300011714	3/31/2013	(4.08)
53481500	AWWSC Services - Office Supplii	CF	9300011715	3/31/2013	72.62
53481500	AWWSC Services - Office Supplii	CF	9300011716	3/31/2013	0.65
53481500	AWWSC Services - Office Supplii	CF	9300011717	3/31/2013	(10.61)
53481500	AWWSC Services - Office Supplii	CF	9300011718	3/31/2013	(7.37)
53481500	AWWSC Services - Office Supplii	CF	9300011719	3/31/2013	(6.35)
53481500	AWWSC Services - Office Supplii	CF	9300011720	3/31/2013	54.82
53481500	AWWSC Services - Office Supplii	CF	9300011723	3/31/2013	(25.31)
53481500	AWWSC Services - Office Supplii	CF	9300011724	3/31/2013	(3.13)
53481500	AWWSC Services - Office Supplii	CF	9300011725	3/31/2013	(2.92)
53481500	AWWSC Services - Office Supplii	CF	9300011726	3/31/2013	(7.76)
53481500	AWWSC Services - Office Supplii	CF	9300011732	3/31/2013	(16.70)
53481500	AWWSC Services - Office Supplii	CF	9300011733	3/31/2013	(51.75)
53481500	AWWSC Services - Office Supplii	CF	9300011735	3/31/2013	59.89
53481500	AWWSC Services - Office Supplii	CF	9300011736	3/31/2013	(6.60)
53481500	AWWSC Services - Office Supplii	CF	9300011737	3/31/2013	(5.43)
53481500	AWWSC Services - Office Supplii	CF	9300011738	3/31/2013	(2.86)
53481500	AWWSC Services - Office Supplii	CF	9300011739	3/31/2013	(3.47)
53481500	AWWSC Services - Office Supplii	CF	9300011740	3/31/2013	(2.10)
53481500	AWWSC Services - Office Supplii	CF	9300011741	3/31/2013	(0.52)
53481500	AWWSC Services - Office Supplii	CF	9300011742	3/31/2013	(212.11)
53481500	AWWSC Services - Office Supplii	CF	9300011743	3/31/2013	44.61
53481500	AWWSC Services - Office Supplii	CF	9300011744	3/31/2013	(2.28)
53481500	AWWSC Services - Office Supplii	CF	9300011745	3/31/2013	0.36
53481500	AWWSC Services - Office Supplii	CF	9300011746	3/31/2013	1.18
53481500	AWWSC Services - Office Supplii	CF	9300011747	3/31/2013	134.05
53481500	AWWSC Services - Office Supplii	CF	9300011748	3/31/2013	(6.82)
53481500	AWWSC Services - Office Supplii	CF	9300011749	3/31/2013	(0.05)
53481500	AWWSC Services - Office Supplii	CF	9300011750	3/31/2013	(0.04)
53481500	AWWSC Services - Office Supplii	CF	9300011751	3/31/2013	(15.23)
53481500	AWWSC Services - Office Supplii	CF	9300011752	3/31/2013	15.64
53481500	AWWSC Services - Office Supplii	CF	9300011753	3/31/2013	29.11
53481500	AWWSC Services - Office Supplii	CF	9300011754	3/31/2013	(2.48)
53481500	AWWSC Services - Office Supplii	CF	9300011755	3/31/2013	(8.24)
53481500	AWWSC Services - Office Supplii	CF	9300011756	3/31/2013	2,070.94
53481500	AWWSC Services - Office Supplii	CF	9300011757	3/31/2013	(6.62)
53481500	AWWSC Services - Office Supplii	CF	9300011758	3/31/2013	(7.71)
53481500	AWWSC Services - Office Supplii	CF	9300011759	3/31/2013	4.65

## Kentucky American Water Company

Case No. 2012-00520

Response to PSC DR1, Item 31

Account	Description	Doc Type	Document Number	Posting Date	Amount
53481500	AWWSC Services - Office Supplii	CF	9300011760	3/31/2013	(0.03)
53481500	AWWSC Services - Office Supplii	CF	9300011762	3/31/2013	(13.31)
53481500	AWWSC Services - Office Supplii	CF	9300011763	3/31/2013	(0.36)
53481500	AWWSC Services - Office Supplii	CF	9300011764	3/31/2013	41.12
53481500	AWWSC Services - Office Supplii	CF	9300011765	3/31/2013	(125.28)
53481500	AWWSC Services - Office Supplii	CF	9300011766	3/31/2013	(132.19)
53481500	AWWSC Services - Office Supplii	CF	9300011767	3/31/2013	(0.04)
53481500	AWWSC Services - Office Supplii	CF	9300011768	3/31/2013	260.33
53481500	AWWSC Services - Office Supplii	CF	9300011770	3/31/2013	(0.38)
53481500	AWWSC Services - Office Supplii	CF	9300011771	3/31/2013	(1.20)
53481500	AWWSC Services - Office Supplii	CF	9300011772	3/31/2013	9.70
53481500	AWWSC Services - Office Supplii	CF	9300011773	3/31/2013	2.51
53481500	AWWSC Services - Office Supplii	CF	9300011774	3/31/2013	0.52
53481500	AWWSC Services - Office Supplii	CF	9300011775	3/31/2013	(234.81)
53481500	AWWSC Services - Office Supplii	CF	9300011776	3/31/2013	5.34
53481500	AWWSC Services - Office Supplii	CF	9300011777	3/31/2013	(3.61)
53481500	AWWSC Services - Office Supplii	CF	9300011778	3/31/2013	(3.25)
53481500	AWWSC Services - Office Supplii	CF	9300011779	3/31/2013	3,487.19
53481500	AWWSC Services - Office Supplii	CF	9300011780	3/31/2013	(5.42)
53481500	AWWSC Services - Office Supplii	CF	9300011781	3/31/2013	(7.51)
53481500	AWWSC Services - Office Supplii	CF	9300011782	3/31/2013	(49.51)
53481500	AWWSC Services - Office Supplii	CF	9300011783	3/31/2013	(0.03)
53481500	AWWSC Services - Office Supplii	CF	9300011784	3/31/2013	(67.07)
53481500	AWWSC Services - Office Supplii	CF	9300011786	3/31/2013	0.65
53481500	AWWSC Services - Office Supplii	CF	9300011787	3/31/2013	(20.41)
53481500	AWWSC Services - Office Supplii	CF	9300011788	3/31/2013	26.12
53481500	AWWSC Services - Office Supplii	CF	9300011789	3/31/2013	(0.10)
53481500	AWWSC Services - Office Supplii	CF	9300011790	3/31/2013	(91.91)
53481500	AWWSC Services - Office Supplii	CF	9300011791	3/31/2013	36.07
53481500	AWWSC Services - Office Supplii	CF	9300011792	3/31/2013	0.65
53481500	AWWSC Services - Office Supplii	CF	9300011793	3/31/2013	(2.80)
53481500	AWWSC Services - Office Supplii	CF	9300011794	3/31/2013	(4.07)
53481500	AWWSC Services - Office Supplii	CF	9300011795	3/31/2013	14.90
53481500	AWWSC Services - Office Supplii	CF	9300011796	3/31/2013	(22.44)
53481500	AWWSC Services - Office Supplii	CF	9300011797	3/31/2013	(119.16)
53481500	AWWSC Services - Office Supplii	CF	9300011798	3/31/2013	(0.34)
53481500	AWWSC Services - Office Supplii	CF	9300011799	3/31/2013	(7.86)
53481500	AWWSC Services - Office Supplii	CF	9300011800	3/31/2013	(3.12)
53481500	AWWSC Services - Office Supplii	CF	9300011801	3/31/2013	(3.12)
53481500	AWWSC Services - Office Supplii	CF	9300011802	3/31/2013	(168.24)
53481500	AWWSC Services - Office Supplii	CF	9300011803	3/31/2013	(114.28)
53481500	AWWSC Services - Office Supplii	CF	9300011804	3/31/2013	3.04
53481500	AWWSC Services - Office Supplii	CF	9300011805	3/31/2013	(0.57)
53481500	AWWSC Services - Office Supplii	CF	9300011807	3/31/2013	204.62
53481500	AWWSC Services - Office Supplii	CF	9300011808	3/31/2013	(0.01)
53481500	AWWSC Services - Office Supplii	CF	9300011809	3/31/2013	(33.67)
53481500	AWWSC Services - Office Supplii	CF	9300011812	3/31/2013	18.98
53481500	AWWSC Services - Office Supplii	CF	9300011813	3/31/2013	32.37
53481500	AWWSC Services - Office Supplii	CF	9300011815	3/31/2013	3.06
53481500	AWWSC Services - Office Supplii	CF	9300011816	3/31/2013	2.52
53481500	AWWSC Services - Office Supplii	CF	9300011817	3/31/2013	11.12
53481500	AWWSC Services - Office Supplii	CF	9300011818	3/31/2013	9.64
53481500	AWWSC Services - Office Supplii	CF	9300011820	3/31/2013	(7.69)

## Kentucky American Water Company

Case No. 2012-00520

Response to PSC DR1, Item 31

Account	Description	Doc Type	Document Number	Posting Date	Amount
53481500	AWWSC Services - Office Supplii	CF	9300011821	3/31/2013	(33.57)
53481500	AWWSC Services - Office Supplii	CF	9300011822	3/31/2013	0.07
53481500	AWWSC Services - Office Supplii	CF	9300011823	3/31/2013	3,147.35
53481500	AWWSC Services - Office Supplii	CF	9300011824	3/31/2013	(0.91)
53481500	AWWSC Services - Office Supplii	CF	9300011825	3/31/2013	(1.17)
53481500	AWWSC Services - Office Supplii	CF	9300011826	3/31/2013	(5.56)
53481500	AWWSC Services - Office Supplii	CF	9300011827	3/31/2013	12.56
53481500	AWWSC Services - Office Supplii	CF	9300011828	3/31/2013	4.31
53481500	AWWSC Services - Office Supplii	CF	9300011829	3/31/2013	(3.61)
53481500	AWWSC Services - Office Supplii	CF	9300011830	3/31/2013	(14.82)
53481500	AWWSC Services - Office Supplii	CF	9300011831	3/31/2013	17.50
53481500	AWWSC Services - Office Supplii	CF	9300011841	3/31/2013	105.56
53481500	AWWSC Services - Office Supplii	CF	9300011842	3/31/2013	184.50
53481500	AWWSC Services - Office Supplii	CF	9300011843	3/31/2013	2.17
53481500	AWWSC Services - Office Supplii	CF	9300011844	3/31/2013	(121.20)
53481500	AWWSC Services - Office Supplii	CF	9300011895	3/31/2013	620.55
53481500	AWWSC Services - Office Supplii	CF	9300011955	3/31/2013	0.04
53481500	AWWSC Services - Office Supplii	CF	9300011956	3/31/2013	0.04
53481500	AWWSC Services - Office Supplii	CF	9300011958	3/31/2013	1.32
53481500	AWWSC Services - Office Supplii	CF	9300011961	3/31/2013	0.05
53481500	AWWSC Services - Office Supplii	CF	9300011962	3/31/2013	0.05
53481500	AWWSC Services - Office Supplii	CF	9300011963	3/31/2013	0.06
53481500	AWWSC Services - Office Supplii	CF	9300011964	3/31/2013	16.50
53481500	AWWSC Services - Office Supplii	CF	9300011965	3/31/2013	0.11
53481500	AWWSC Services - Office Supplii	CF	9300011969	3/31/2013	33.91
53481500	AWWSC Services - Office Supplii	CF	9300011971	3/31/2013	1.03
53481500	AWWSC Services - Office Supplii	CF	9300011973	3/31/2013	3.09
53481500	AWWSC Services - Office Supplii	CF	9300011975	3/31/2013	1.30
53481500	AWWSC Services - Office Supplii	CF	9300011978	3/31/2013	0.06
53481500	AWWSC Services - Office Supplii	CF	9300011979	3/31/2013	0.01
53481500	AWWSC Services - Office Supplii	CF	9300011984	3/31/2013	0.01
53481500	AWWSC Services - Office Supplii	CF	9300011988	3/31/2013	(45.65)
53481500	AWWSC Services - Office Supplii	CF	9300011992	3/31/2013	(14.48)
53481500	AWWSC Services - Office Supplii	CF	9300012001	3/31/2013	(15.39)
53481500	AWWSC Services - Office Supplii	CF	9300012014	3/31/2013	94.31
53481500	AWWSC Services - Office Supplii	CF	9300012028	3/31/2013	(4.45)
53481500	AWWSC Services - Office Supplii	CF	9300012029	3/31/2013	(1.76)
53481500	AWWSC Services - Office Supplii	CF	9300012038	3/31/2013	(0.66)
53481500	AWWSC Services - Office Supplii	CF	9300012044	3/31/2013	(3.43)
53481500	AWWSC Services - Office Supplii	CF	9300012047	3/31/2013	23.40
53481500	AWWSC Services - Office Supplii	CF	9300012048	3/31/2013	0.26
53481500	AWWSC Services - Office Supplii	CF	9300012049	3/31/2013	(2.84)
53481500	AWWSC Services - Office Supplii	CF	9300012050	3/31/2013	23.53
53481500	AWWSC Services - Office Supplii	CF	9300012051	3/31/2013	14.74
53481500	AWWSC Services - Office Supplii	UT	9300012078	3/31/2013	(507.57)
53481500	AWWSC Services - Office Supplii	UT	9300012083	3/31/2013	(16.60)
53481700	AWWSC Services - Rents CAPX	UZ	2000001332	3/31/2013	(659.56)
53481700	AWWSC Services - Rents CAPX	UZ	2000001333	3/31/2013	(760.02)
53481700	AWWSC Services - Rents CAPX	UZ	2000001335	3/31/2013	(55.26)
53481700	AWWSC Services - Rents CAPX	CF	9300011645	3/31/2013	56.84
53481700	AWWSC Services - Rents CAPX	CF	9300011958	3/31/2013	42.72
53481700	AWWSC Services - Rents CAPX	CF	9300011964	3/31/2013	108.95
53481700	AWWSC Services - Rents CAPX	CF	9300011969	3/31/2013	481.63



Kentucky American Water Company

Case No. 2012-00520

Response to PSC DR1, Item 31

Account	Description	Doc Type	Document Number	Posting Date	Amount
53481700	AWWSC Services - Rents CAPX	CF	9300011975	3/31/2013	0.04
53481700	AWWSC Services - Rents CAPX	CF	9300011976	3/31/2013	1.73
53481700	AWWSC Services - Rents CAPX	CF	9300011978	3/31/2013	2.93
53481700	AWWSC Services - Rents CAPX	CF	9300012016	3/31/2013	1,470.14
53481700	AWWSC Services - Rents CAPX	CF	9300012049	3/31/2013	111.52
53481700	AWWSC Services - Rents CAPX	CF	9300012050	3/31/2013	245.24
53481700	AWWSC Services - Rents CAPX	UT	9300012078	3/31/2013	(937.95)
53481700	AWWSC Services - Rents CAPX	UT	9300012083	3/31/2013	(108.95)
53481900	AWWSC Services - Maint Supp	εUZ	2000001333	3/31/2013	(53.61)
53481900	AWWSC Services - Maint Supp	εCF	9300011976	3/31/2013	1.28
53481900	AWWSC Services - Maint Supp	εCF	9300011978	3/31/2013	3.70
53481900	AWWSC Services - Maint Supp	εCF	9300011979	3/31/2013	0.66
53481900	AWWSC Services - Maint Supp	εCF	9300011980	3/31/2013	7.70
53481900	AWWSC Services - Maint Supp	εCF	9300011981	3/31/2013	3.84
53481900	AWWSC Services - Maint Supp	εCF	9300011982	3/31/2013	7.76
53481900	AWWSC Services - Maint Supp	εCF	9300011983	3/31/2013	5.85
53481900	AWWSC Services - Maint Supp	εCF	9300011984	3/31/2013	22.82
53482100	AWWSC Services - Other O&M	εUZ	2000001328	3/31/2013	(133.80)
53482100	AWWSC Services - Other O&M	εUZ	2000001330	3/31/2013	(647.92)
53482100	AWWSC Services - Other O&M	εUZ	2000001332	3/31/2013	(375.19)
53482100	AWWSC Services - Other O&M	εUZ	2000001333	3/31/2013	(809.65)
53482100	AWWSC Services - Other O&M	εUZ	2000001334	3/31/2013	(5.27)
53482100	AWWSC Services - Other O&M	εUZ	2000001335	3/31/2013	(935.32)
53482100	AWWSC Services - Other O&M	εCF	9300011646	3/31/2013	127.54
53482100	AWWSC Services - Other O&M	εCF	9300011649	3/31/2013	21.49
53482100	AWWSC Services - Other O&M	εCF	9300011651	3/31/2013	(1,007.50)
53482100	AWWSC Services - Other O&M	εCF	9300011669	3/31/2013	56.46
53482100	AWWSC Services - Other O&M	εCF	9300011684	3/31/2013	7.97
53482100	AWWSC Services - Other O&M	εCF	9300011686	3/31/2013	83.68
53482100	AWWSC Services - Other O&M	εCF	9300011687	3/31/2013	2.90
53482100	AWWSC Services - Other O&M	εCF	9300011692	3/31/2013	31.21
53482100	AWWSC Services - Other O&M	εCF	9300011693	3/31/2013	1.81
53482100	AWWSC Services - Other O&M	εCF	9300011696	3/31/2013	83.16
53482100	AWWSC Services - Other O&M	εCF	9300011697	3/31/2013	(0.24)
53482100	AWWSC Services - Other O&M	εCF	9300011698	3/31/2013	(0.24)
53482100	AWWSC Services - Other O&M	εCF	9300011707	3/31/2013	25.55
53482100	AWWSC Services - Other O&M	εCF	9300011712	3/31/2013	47.51
53482100	AWWSC Services - Other O&M	εCF	9300011720	3/31/2013	4.15
53482100	AWWSC Services - Other O&M	εCF	9300011732	3/31/2013	0.16
53482100	AWWSC Services - Other O&M	εCF	9300011733	3/31/2013	4.50
53482100	AWWSC Services - Other O&M	εCF	9300011735	3/31/2013	1.21
53482100	AWWSC Services - Other O&M	εCF	9300011741	3/31/2013	39.07
53482100	AWWSC Services - Other O&M	εCF	9300011742	3/31/2013	83.95
53482100	AWWSC Services - Other O&M	εCF	9300011743	3/31/2013	34.88
53482100	AWWSC Services - Other O&M	εCF	9300011744	3/31/2013	(0.24)
53482100	AWWSC Services - Other O&M	εCF	9300011745	3/31/2013	29.10
53482100	AWWSC Services - Other O&M	εCF	9300011752	3/31/2013	0.59
53482100	AWWSC Services - Other O&M	εCF	9300011753	3/31/2013	0.48
53482100	AWWSC Services - Other O&M	εCF	9300011755	3/31/2013	(0.24)
53482100	AWWSC Services - Other O&M	εCF	9300011756	3/31/2013	24.68
53482100	AWWSC Services - Other O&M	εCF	9300011760	3/31/2013	3.31
53482100	AWWSC Services - Other O&M	εCF	9300011762	3/31/2013	5.32
53482100	AWWSC Services - Other O&M	εCF	9300011764	3/31/2013	57.26

## Kentucky American Water Company

Case No. 2012-00520

Response to PSC DR1, Item 31

Account	Description	Doc Type	Document Number	Posting Date	Amount
53482100	AWWSC Services - Other O&M fCF		9300011766	3/31/2013	(0.30)
53482100	AWWSC Services - Other O&M fCF		9300011768	3/31/2013	8.59
53482100	AWWSC Services - Other O&M fCF		9300011775	3/31/2013	61.41
53482100	AWWSC Services - Other O&M fCF		9300011779	3/31/2013	13.64
53482100	AWWSC Services - Other O&M fCF		9300011788	3/31/2013	4.06
53482100	AWWSC Services - Other O&M fCF		9300011794	3/31/2013	0.33
53482100	AWWSC Services - Other O&M fCF		9300011796	3/31/2013	10.75
53482100	AWWSC Services - Other O&M fCF		9300011804	3/31/2013	1.19
53482100	AWWSC Services - Other O&M fCF		9300011807	3/31/2013	(3.70)
53482100	AWWSC Services - Other O&M fCF		9300011809	3/31/2013	(0.18)
53482100	AWWSC Services - Other O&M fCF		9300011813	3/31/2013	1.02
53482100	AWWSC Services - Other O&M fCF		9300011821	3/31/2013	0.59
53482100	AWWSC Services - Other O&M fCF		9300011822	3/31/2013	34.88
53482100	AWWSC Services - Other O&M fCF		9300011823	3/31/2013	18.74
53482100	AWWSC Services - Other O&M fCF		9300011824	3/31/2013	0.84
53482100	AWWSC Services - Other O&M fCF		9300011825	3/31/2013	58.37
53482100	AWWSC Services - Other O&M fCF		9300011841	3/31/2013	78.03
53482100	AWWSC Services - Other O&M fCF		9300011842	3/31/2013	59.59
53482100	AWWSC Services - Other O&M fCF		9300011844	3/31/2013	72.67
53482100	AWWSC Services - Other O&M fCF		9300011845	3/31/2013	3.63
53482100	AWWSC Services - Other O&M fCF		9300011955	3/31/2013	1.99
53482100	AWWSC Services - Other O&M fCF		9300011956	3/31/2013	45.11
53482100	AWWSC Services - Other O&M fCF		9300011957	3/31/2013	0.35
53482100	AWWSC Services - Other O&M fCF		9300011958	3/31/2013	11.67
53482100	AWWSC Services - Other O&M fCF		9300011959	3/31/2013	2.02
53482100	AWWSC Services - Other O&M fCF		9300011960	3/31/2013	(2.83)
53482100	AWWSC Services - Other O&M fCF		9300011961	3/31/2013	1.39
53482100	AWWSC Services - Other O&M fCF		9300011962	3/31/2013	0.55
53482100	AWWSC Services - Other O&M fCF		9300011963	3/31/2013	5.44
53482100	AWWSC Services - Other O&M fCF		9300011964	3/31/2013	46.67
53482100	AWWSC Services - Other O&M fCF		9300011965	3/31/2013	14.92
53482100	AWWSC Services - Other O&M fCF		9300011966	3/31/2013	0.72
53482100	AWWSC Services - Other O&M fCF		9300011967	3/31/2013	34.06
53482100	AWWSC Services - Other O&M fCF		9300011968	3/31/2013	40.82
53482100	AWWSC Services - Other O&M fCF		9300011969	3/31/2013	186.04
53482100	AWWSC Services - Other O&M fCF		9300011970	3/31/2013	27.13
53482100	AWWSC Services - Other O&M fCF		9300011971	3/31/2013	33.21
53482100	AWWSC Services - Other O&M fCF		9300011973	3/31/2013	40.60
53482100	AWWSC Services - Other O&M fCF		9300011974	3/31/2013	0.19
53482100	AWWSC Services - Other O&M fCF		9300011975	3/31/2013	(0.07)
53482100	AWWSC Services - Other O&M fCF		9300011976	3/31/2013	0.05
53482100	AWWSC Services - Other O&M fCF		9300011977	3/31/2013	0.10
53482100	AWWSC Services - Other O&M fCF		9300011978	3/31/2013	0.71
53482100	AWWSC Services - Other O&M fCF		9300011979	3/31/2013	0.16
53482100	AWWSC Services - Other O&M fCF		9300011980	3/31/2013	0.26
53482100	AWWSC Services - Other O&M fCF		9300011981	3/31/2013	0.25
53482100	AWWSC Services - Other O&M fCF		9300011982	3/31/2013	0.27
53482100	AWWSC Services - Other O&M fCF		9300011983	3/31/2013	0.10
53482100	AWWSC Services - Other O&M fCF		9300011984	3/31/2013	14.94
53482100	AWWSC Services - Other O&M fCF		9300011985	3/31/2013	0.09
53482100	AWWSC Services - Other O&M fCF		9300011986	3/31/2013	77.47
53482100	AWWSC Services - Other O&M fCF		9300011991	3/31/2013	132.83
53482100	AWWSC Services - Other O&M fCF		9300012000	3/31/2013	169.14

## Kentucky American Water Company

Case No. 2012-00520

Response to PSC DR1, Item 31

Account	Description	Doc Type	Document Number	Posting Date	Amount
53482100	AWWSC Services - Other O&M fCF		9300012013	3/31/2013	1,177.52
53482100	AWWSC Services - Other O&M fCF		9300012027	3/31/2013	124.74
53482100	AWWSC Services - Other O&M fCF		9300012037	3/31/2013	122.12
53482100	AWWSC Services - Other O&M fCF		9300012045	3/31/2013	304.56
53482100	AWWSC Services - Other O&M fCF		9300012047	3/31/2013	39.01
53482100	AWWSC Services - Other O&M fCF		9300012048	3/31/2013	30.05
53482100	AWWSC Services - Other O&M fCF		9300012049	3/31/2013	22.50
53482100	AWWSC Services - Other O&M fCF		9300012050	3/31/2013	(54.20)
53482100	AWWSC Services - Other O&M fCF		9300012051	3/31/2013	29.91
53482100	AWWSC Services - Other O&M fUT		9300012078	3/31/2013	(912.84)
53482100	AWWSC Services - Other O&M fUT		9300012079	3/31/2013	1,007.50
53482100	AWWSC Services - Other O&M fUT		9300012083	3/31/2013	(63.70)
53482200	AWWSC Services - Depr & Amor UZ		2000001328	3/31/2013	(5,357.99)
53482200	AWWSC Services - Depr & Amor UZ		2000001330	3/31/2013	(3,566.02)
53482200	AWWSC Services - Depr & Amor UZ		2000001332	3/31/2013	(181.91)
53482200	AWWSC Services - Depr & Amor UZ		2000001333	3/31/2013	(187.53)
53482200	AWWSC Services - Depr & Amor UZ		2000001335	3/31/2013	(211.22)
53482200	AWWSC Services - Depr & Amor CF		9300011727	3/31/2013	1,787.49
53482200	AWWSC Services - Depr & Amor CF		9300011728	3/31/2013	1,787.49
53482200	AWWSC Services - Depr & Amor CF		9300011729	3/31/2013	1,783.01
53482200	AWWSC Services - Depr & Amor CF		9300011730	3/31/2013	1,783.01
53482200	AWWSC Services - Depr & Amor CF		9300011731	3/31/2013	1,783.01
53482200	AWWSC Services - Depr & Amor CF		9300011955	3/31/2013	1.53
53482200	AWWSC Services - Depr & Amor CF		9300011956	3/31/2013	5.99
53482200	AWWSC Services - Depr & Amor CF		9300011958	3/31/2013	13.59
53482200	AWWSC Services - Depr & Amor CF		9300011963	3/31/2013	0.52
53482200	AWWSC Services - Depr & Amor CF		9300011965	3/31/2013	15.35
53482200	AWWSC Services - Depr & Amor CF		9300011967	3/31/2013	15.94
53482200	AWWSC Services - Depr & Amor CF		9300011968	3/31/2013	226.92
53482200	AWWSC Services - Depr & Amor CF		9300011973	3/31/2013	88.91
53482200	AWWSC Services - Depr & Amor CF		9300011976	3/31/2013	118.94
53482200	AWWSC Services - Depr & Amor CF		9300011977	3/31/2013	1.84
53482200	AWWSC Services - Depr & Amor CF		9300011983	3/31/2013	9.15
53482200	AWWSC Services - Depr & Amor CF		9300012017	3/31/2013	450.73
53482200	AWWSC Services - Depr & Amor CF		9300012049	3/31/2013	13.75
53482200	AWWSC Services - Depr & Amor CF		9300012050	3/31/2013	114.06
53482200	AWWSC Services - Depr & Amor UT		9300012078	3/31/2013	(481.21)
53482200	AWWSC Services - Depr & Amor UT		9300012083	3/31/2013	(15.35)
53482300	AWWSC Services - General Tax UZ		2000001328	3/31/2013	(360.36)
53482300	AWWSC Services - General Tax UZ		2000001330	3/31/2013	(2,116.60)
53482300	AWWSC Services - General Tax UZ		2000001332	3/31/2013	(3,086.61)
53482300	AWWSC Services - General Tax UZ		2000001333	3/31/2013	(1,456.11)
53482300	AWWSC Services - General Tax UZ		2000001335	3/31/2013	(755.06)
53482300	AWWSC Services - General Tax CF		9300011646	3/31/2013	(109.41)
53482300	AWWSC Services - General Tax CF		9300011648	3/31/2013	245.12
53482300	AWWSC Services - General Tax CF		9300011649	3/31/2013	73.64
53482300	AWWSC Services - General Tax CF		9300011650	3/31/2013	(52.45)
53482300	AWWSC Services - General Tax CF		9300011652	3/31/2013	(220.28)
53482300	AWWSC Services - General Tax CF		9300011653	3/31/2013	0.92
53482300	AWWSC Services - General Tax CF		9300011654	3/31/2013	(127.38)
53482300	AWWSC Services - General Tax CF		9300011655	3/31/2013	(279.63)
53482300	AWWSC Services - General Tax CF		9300011656	3/31/2013	9.86
53482300	AWWSC Services - General Tax CF		9300011657	3/31/2013	4.04

## Kentucky American Water Company

Case No. 2012-00520

Response to PSC DR1, Item 31

Account	Description	Doc Type	Document Number	Posting Date	Amount
53482300	AWWSC Services - General Tax	CF	9300011658	3/31/2013	5.16
53482300	AWWSC Services - General Tax	CF	9300011659	3/31/2013	12.90
53482300	AWWSC Services - General Tax	CF	9300011660	3/31/2013	48.10
53482300	AWWSC Services - General Tax	CF	9300011661	3/31/2013	14.16
53482300	AWWSC Services - General Tax	CF	9300011662	3/31/2013	30.24
53482300	AWWSC Services - General Tax	CF	9300011663	3/31/2013	8.11
53482300	AWWSC Services - General Tax	CF	9300011664	3/31/2013	(3.98)
53482300	AWWSC Services - General Tax	CF	9300011665	3/31/2013	10.27
53482300	AWWSC Services - General Tax	CF	9300011666	3/31/2013	11.65
53482300	AWWSC Services - General Tax	CF	9300011667	3/31/2013	3.33
53482300	AWWSC Services - General Tax	CF	9300011668	3/31/2013	(2.35)
53482300	AWWSC Services - General Tax	CF	9300011669	3/31/2013	135.38
53482300	AWWSC Services - General Tax	CF	9300011670	3/31/2013	13.64
53482300	AWWSC Services - General Tax	CF	9300011672	3/31/2013	0.48
53482300	AWWSC Services - General Tax	CF	9300011675	3/31/2013	(0.33)
53482300	AWWSC Services - General Tax	CF	9300011676	3/31/2013	15.50
53482300	AWWSC Services - General Tax	CF	9300011679	3/31/2013	(0.85)
53482300	AWWSC Services - General Tax	CF	9300011683	3/31/2013	0.28
53482300	AWWSC Services - General Tax	CF	9300011684	3/31/2013	60.11
53482300	AWWSC Services - General Tax	CF	9300011685	3/31/2013	0.14
53482300	AWWSC Services - General Tax	CF	9300011686	3/31/2013	47.63
53482300	AWWSC Services - General Tax	CF	9300011688	3/31/2013	(2.66)
53482300	AWWSC Services - General Tax	CF	9300011689	3/31/2013	1.72
53482300	AWWSC Services - General Tax	CF	9300011690	3/31/2013	1.72
53482300	AWWSC Services - General Tax	CF	9300011692	3/31/2013	2.27
53482300	AWWSC Services - General Tax	CF	9300011697	3/31/2013	4.76
53482300	AWWSC Services - General Tax	CF	9300011698	3/31/2013	3.85
53482300	AWWSC Services - General Tax	CF	9300011701	3/31/2013	21.50
53482300	AWWSC Services - General Tax	CF	9300011704	3/31/2013	2.61
53482300	AWWSC Services - General Tax	CF	9300011706	3/31/2013	(1.31)
53482300	AWWSC Services - General Tax	CF	9300011707	3/31/2013	418.43
53482300	AWWSC Services - General Tax	CF	9300011709	3/31/2013	0.14
53482300	AWWSC Services - General Tax	CF	9300011710	3/31/2013	0.11
53482300	AWWSC Services - General Tax	CF	9300011711	3/31/2013	15.54
53482300	AWWSC Services - General Tax	CF	9300011712	3/31/2013	0.67
53482300	AWWSC Services - General Tax	CF	9300011713	3/31/2013	4.40
53482300	AWWSC Services - General Tax	CF	9300011715	3/31/2013	37.91
53482300	AWWSC Services - General Tax	CF	9300011716	3/31/2013	0.51
53482300	AWWSC Services - General Tax	CF	9300011717	3/31/2013	(1.05)
53482300	AWWSC Services - General Tax	CF	9300011718	3/31/2013	15.49
53482300	AWWSC Services - General Tax	CF	9300011720	3/31/2013	29.40
53482300	AWWSC Services - General Tax	CF	9300011721	3/31/2013	(0.17)
53482300	AWWSC Services - General Tax	CF	9300011722	3/31/2013	(0.17)
53482300	AWWSC Services - General Tax	CF	9300011723	3/31/2013	2.60
53482300	AWWSC Services - General Tax	CF	9300011724	3/31/2013	(0.32)
53482300	AWWSC Services - General Tax	CF	9300011725	3/31/2013	2.61
53482300	AWWSC Services - General Tax	CF	9300011726	3/31/2013	(0.05)
53482300	AWWSC Services - General Tax	CF	9300011732	3/31/2013	11.44
53482300	AWWSC Services - General Tax	CF	9300011733	3/31/2013	11.99
53482300	AWWSC Services - General Tax	CF	9300011734	3/31/2013	6.00
53482300	AWWSC Services - General Tax	CF	9300011735	3/31/2013	58.04
53482300	AWWSC Services - General Tax	CF	9300011736	3/31/2013	1.48
53482300	AWWSC Services - General Tax	CF	9300011737	3/31/2013	0.54

## Kentucky American Water Company

Case No. 2012-00520

Response to PSC DR1, Item 31

Account	Description	Doc Type	Document Number	Posting Date	Amount
53482300	AWWSC Services - General Tax	CF	9300011738	3/31/2013	4.30
53482300	AWWSC Services - General Tax	CF	9300011739	3/31/2013	(2.70)
53482300	AWWSC Services - General Tax	CF	9300011740	3/31/2013	(9.18)
53482300	AWWSC Services - General Tax	CF	9300011744	3/31/2013	8.36
53482300	AWWSC Services - General Tax	CF	9300011747	3/31/2013	44.62
53482300	AWWSC Services - General Tax	CF	9300011748	3/31/2013	3.34
53482300	AWWSC Services - General Tax	CF	9300011752	3/31/2013	47.45
53482300	AWWSC Services - General Tax	CF	9300011753	3/31/2013	15.54
53482300	AWWSC Services - General Tax	CF	9300011754	3/31/2013	(2.24)
53482300	AWWSC Services - General Tax	CF	9300011755	3/31/2013	12.30
53482300	AWWSC Services - General Tax	CF	9300011756	3/31/2013	240.86
53482300	AWWSC Services - General Tax	CF	9300011757	3/31/2013	13.07
53482300	AWWSC Services - General Tax	CF	9300011758	3/31/2013	(8.77)
53482300	AWWSC Services - General Tax	CF	9300011759	3/31/2013	15.50
53482300	AWWSC Services - General Tax	CF	9300011761	3/31/2013	(43.50)
53482300	AWWSC Services - General Tax	CF	9300011762	3/31/2013	12.29
53482300	AWWSC Services - General Tax	CF	9300011764	3/31/2013	1.06
53482300	AWWSC Services - General Tax	CF	9300011765	3/31/2013	22.35
53482300	AWWSC Services - General Tax	CF	9300011766	3/31/2013	116.03
53482300	AWWSC Services - General Tax	CF	9300011768	3/31/2013	55.39
53482300	AWWSC Services - General Tax	CF	9300011770	3/31/2013	(0.13)
53482300	AWWSC Services - General Tax	CF	9300011771	3/31/2013	5.57
53482300	AWWSC Services - General Tax	CF	9300011777	3/31/2013	(1.09)
53482300	AWWSC Services - General Tax	CF	9300011778	3/31/2013	(0.59)
53482300	AWWSC Services - General Tax	CF	9300011779	3/31/2013	(23.82)
53482300	AWWSC Services - General Tax	CF	9300011780	3/31/2013	21.75
53482300	AWWSC Services - General Tax	CF	9300011781	3/31/2013	31.13
53482300	AWWSC Services - General Tax	CF	9300011784	3/31/2013	22.35
53482300	AWWSC Services - General Tax	CF	9300011786	3/31/2013	0.52
53482300	AWWSC Services - General Tax	CF	9300011787	3/31/2013	6.62
53482300	AWWSC Services - General Tax	CF	9300011790	3/31/2013	0.52
53482300	AWWSC Services - General Tax	CF	9300011791	3/31/2013	17.26
53482300	AWWSC Services - General Tax	CF	9300011792	3/31/2013	0.52
53482300	AWWSC Services - General Tax	CF	9300011793	3/31/2013	0.24
53482300	AWWSC Services - General Tax	CF	9300011794	3/31/2013	43.24
53482300	AWWSC Services - General Tax	CF	9300011795	3/31/2013	47.63
53482300	AWWSC Services - General Tax	CF	9300011796	3/31/2013	109.05
53482300	AWWSC Services - General Tax	CF	9300011797	3/31/2013	0.52
53482300	AWWSC Services - General Tax	CF	9300011798	3/31/2013	0.52
53482300	AWWSC Services - General Tax	CF	9300011799	3/31/2013	0.52
53482300	AWWSC Services - General Tax	CF	9300011801	3/31/2013	2.24
53482300	AWWSC Services - General Tax	CF	9300011803	3/31/2013	814.75
53482300	AWWSC Services - General Tax	CF	9300011804	3/31/2013	59.74
53482300	AWWSC Services - General Tax	CF	9300011806	3/31/2013	0.53
53482300	AWWSC Services - General Tax	CF	9300011807	3/31/2013	57.96
53482300	AWWSC Services - General Tax	CF	9300011811	3/31/2013	0.97
53482300	AWWSC Services - General Tax	CF	9300011813	3/31/2013	(103.63)
53482300	AWWSC Services - General Tax	CF	9300011814	3/31/2013	0.15
53482300	AWWSC Services - General Tax	CF	9300011819	3/31/2013	(15.85)
53482300	AWWSC Services - General Tax	CF	9300011823	3/31/2013	120.50
53482300	AWWSC Services - General Tax	CF	9300011824	3/31/2013	(1.66)
53482300	AWWSC Services - General Tax	CF	9300011826	3/31/2013	24.53
53482300	AWWSC Services - General Tax	CF	9300011829	3/31/2013	(1.09)

## Kentucky American Water Company

Case No. 2012-00520

Response to PSC DR1, Item 31

Account	Description	Doc Type	Document Number	Posting Date	Amount
53482300	AWWSC Services - General Tax	CF	9300011841	3/31/2013	94.12
53482300	AWWSC Services - General Tax	CF	9300011842	3/31/2013	76.01
53482300	AWWSC Services - General Tax	CF	9300011843	3/31/2013	23.77
53482300	AWWSC Services - General Tax	CF	9300011844	3/31/2013	121.68
53482300	AWWSC Services - General Tax	CF	9300011845	3/31/2013	16.15
53482300	AWWSC Services - General Tax	CF	9300011846	3/31/2013	1.63
53482300	AWWSC Services - General Tax	CF	9300011847	3/31/2013	3.41
53482300	AWWSC Services - General Tax	CF	9300011894	3/31/2013	(76.12)
53482300	AWWSC Services - General Tax	CF	9300011895	3/31/2013	(21.06)
53482300	AWWSC Services - General Tax	CF	9300011896	3/31/2013	(154.18)
53482300	AWWSC Services - General Tax	CF	9300011897	3/31/2013	(299.65)
53482300	AWWSC Services - General Tax	CF	9300011898	3/31/2013	76.18
53482300	AWWSC Services - General Tax	CF	9300011955	3/31/2013	7.42
53482300	AWWSC Services - General Tax	CF	9300011956	3/31/2013	16.52
53482300	AWWSC Services - General Tax	CF	9300011957	3/31/2013	16.65
53482300	AWWSC Services - General Tax	CF	9300011958	3/31/2013	10.51
53482300	AWWSC Services - General Tax	CF	9300011959	3/31/2013	13.64
53482300	AWWSC Services - General Tax	CF	9300011960	3/31/2013	18.20
53482300	AWWSC Services - General Tax	CF	9300011961	3/31/2013	13.42
53482300	AWWSC Services - General Tax	CF	9300011962	3/31/2013	16.11
53482300	AWWSC Services - General Tax	CF	9300011963	3/31/2013	12.18
53482300	AWWSC Services - General Tax	CF	9300011964	3/31/2013	14.91
53482300	AWWSC Services - General Tax	CF	9300011965	3/31/2013	59.24
53482300	AWWSC Services - General Tax	CF	9300011966	3/31/2013	32.37
53482300	AWWSC Services - General Tax	CF	9300011967	3/31/2013	19.98
53482300	AWWSC Services - General Tax	CF	9300011968	3/31/2013	439.32
53482300	AWWSC Services - General Tax	CF	9300011969	3/31/2013	162.46
53482300	AWWSC Services - General Tax	CF	9300011970	3/31/2013	249.31
53482300	AWWSC Services - General Tax	CF	9300011971	3/31/2013	298.29
53482300	AWWSC Services - General Tax	CF	9300011972	3/31/2013	318.28
53482300	AWWSC Services - General Tax	CF	9300011974	3/31/2013	1.88
53482300	AWWSC Services - General Tax	CF	9300011976	3/31/2013	0.85
53482300	AWWSC Services - General Tax	CF	9300011977	3/31/2013	0.45
53482300	AWWSC Services - General Tax	CF	9300011978	3/31/2013	1.01
53482300	AWWSC Services - General Tax	CF	9300011979	3/31/2013	1.36
53482300	AWWSC Services - General Tax	CF	9300011980	3/31/2013	1.07
53482300	AWWSC Services - General Tax	CF	9300011981	3/31/2013	0.77
53482300	AWWSC Services - General Tax	CF	9300011982	3/31/2013	2.47
53482300	AWWSC Services - General Tax	CF	9300011983	3/31/2013	0.33
53482300	AWWSC Services - General Tax	CF	9300011984	3/31/2013	0.19
53482300	AWWSC Services - General Tax	CF	9300011985	3/31/2013	0.96
53482300	AWWSC Services - General Tax	CF	9300011986	3/31/2013	0.83
53482300	AWWSC Services - General Tax	CF	9300011987	3/31/2013	206.15
53482300	AWWSC Services - General Tax	CF	9300011998	3/31/2013	0.19
53482300	AWWSC Services - General Tax	CF	9300011999	3/31/2013	12.62
53482300	AWWSC Services - General Tax	CF	9300012018	3/31/2013	442.91
53482300	AWWSC Services - General Tax	CF	9300012019	3/31/2013	1,378.87
53482300	AWWSC Services - General Tax	CF	9300012026	3/31/2013	369.30
53482300	AWWSC Services - General Tax	CF	9300012034	3/31/2013	774.17
53482300	AWWSC Services - General Tax	CF	9300012036	3/31/2013	1,259.17
53482300	AWWSC Services - General Tax	CF	9300012046	3/31/2013	842.23
53482300	AWWSC Services - General Tax	CF	9300012047	3/31/2013	127.12
53482300	AWWSC Services - General Tax	CF	9300012048	3/31/2013	242.77

## Kentucky American Water Company

Case No. 2012-00520

Response to PSC DR1, Item 31

Account	Description	Doc Type	Document Number	Posting Date	Amount
53482300	AWWSC Services - General Tax	CF	9300012049	3/31/2013	72.71
53482300	AWWSC Services - General Tax	CF	9300012050	3/31/2013	109.69
53482300	AWWSC Services - General Tax	CF	9300012051	3/31/2013	158.57
53482300	AWWSC Services - General Tax	UT	9300012078	3/31/2013	(2,509.79)
53482300	AWWSC Services - General Tax	UT	9300012080	3/31/2013	52.45
53482300	AWWSC Services - General Tax	UT	9300012081	3/31/2013	154.18
53482300	AWWSC Services - General Tax	UT	9300012082	3/31/2013	299.65
53482300	AWWSC Services - General Tax	UT	9300012083	3/31/2013	(202.68)
53482400	AWWSC Services - Net Interest	U	2000001332	3/31/2013	(3.56)
53482400	AWWSC Services - Net Interest	U	2000001333	3/31/2013	(630.78)
53482400	AWWSC Services - Net Interest	U	2000001335	3/31/2013	(78.44)
53482400	AWWSC Services - Net Interest	CF	9300011956	3/31/2013	0.02
53482400	AWWSC Services - Net Interest	CF	9300011958	3/31/2013	11.34
53482400	AWWSC Services - Net Interest	CF	9300011962	3/31/2013	0.01
53482400	AWWSC Services - Net Interest	CF	9300011964	3/31/2013	9.17
53482400	AWWSC Services - Net Interest	CF	9300011968	3/31/2013	88.17
53482400	AWWSC Services - Net Interest	CF	9300011972	3/31/2013	4.85
53482400	AWWSC Services - Net Interest	CF	9300011975	3/31/2013	0.01
53482400	AWWSC Services - Net Interest	CF	9300011976	3/31/2013	0.91
53482400	AWWSC Services - Net Interest	CF	9300011983	3/31/2013	0.57
53482400	AWWSC Services - Net Interest	CF	9300012006	3/31/2013	702.89
53482400	AWWSC Services - Net Interest	CF	9300012021	3/31/2013	8.40
53482400	AWWSC Services - Net Interest	CF	9300012049	3/31/2013	18.87
53482400	AWWSC Services - Net Interest	UT	9300012078	3/31/2013	(123.26)
53482400	AWWSC Services - Net Interest	UT	9300012083	3/31/2013	(9.17)
53482500	AWWSC Services - Other Inc &	U	2000001332	3/31/2013	(16.41)
53482500	AWWSC Services - Other Inc &	U	2000001333	3/31/2013	(81.35)
53482500	AWWSC Services - Other Inc &	U	2000001335	3/31/2013	(8.18)
53482500	AWWSC Services - Other Inc &	CF	9300011955	3/31/2013	0.53
53482500	AWWSC Services - Other Inc &	CF	9300011956	3/31/2013	1.08
53482500	AWWSC Services - Other Inc &	CF	9300011957	3/31/2013	1.02
53482500	AWWSC Services - Other Inc &	CF	9300011958	3/31/2013	0.65
53482500	AWWSC Services - Other Inc &	CF	9300011959	3/31/2013	0.81
53482500	AWWSC Services - Other Inc &	CF	9300011960	3/31/2013	0.82
53482500	AWWSC Services - Other Inc &	CF	9300011961	3/31/2013	0.42
53482500	AWWSC Services - Other Inc &	CF	9300011962	3/31/2013	1.21
53482500	AWWSC Services - Other Inc &	CF	9300011966	3/31/2013	0.19
53482500	AWWSC Services - Other Inc &	CF	9300011967	3/31/2013	0.26
53482500	AWWSC Services - Other Inc &	CF	9300011972	3/31/2013	18.84
53482500	AWWSC Services - Other Inc &	CF	9300011974	3/31/2013	0.43
53482500	AWWSC Services - Other Inc &	CF	9300011997	3/31/2013	17.03
53482500	AWWSC Services - Other Inc &	CF	9300012020	3/31/2013	2.84
53482500	AWWSC Services - Other Inc &	CF	9300012035	3/31/2013	85.64
53482500	AWWSC Services - Other Inc &	CF	9300012049	3/31/2013	5.27
53482500	AWWSC Services - Other Inc &	CF	9300012051	3/31/2013	3.76
53482500	AWWSC Services - Other Inc &	UT	9300012078	3/31/2013	(34.41)
53482500	AWWSC Services - Other Inc &	UT	9300012083	3/31/2013	(0.45)
53482600	AWWSC Services - Income Tax:	CF	9300011956	3/31/2013	17.28
53482600	AWWSC Services - Income Tax:	UT	9300012078	3/31/2013	(17.28)
54110000	Rents-Real Prop	CS	9300011111	3/31/2013	(2,929.87)
54110000	Rents-Real Prop	CS	9300011113	3/31/2013	(100.00)
54110014	Rents-Real Prop TD	CS	9300011111	3/31/2013	2,929.87
54110014	Rents-Real Prop TD	CS	9300011113	3/31/2013	100.00

## Kentucky American Water Company

Case No. 2012-00520

Response to PSC DR1, Item 31

Account	Description	Doc Type	Document Number	Posting Date	Amount
54140000	Rents-Equip	SV	100004554	3/31/2013	8,526.18
54140000	Rents-Equip	UT	9300010822	3/31/2013	(6,114.00)
54140000	Rents-Equip	CS	9300010917	3/31/2013	0.01
54140000	Rents-Equip	CS	9300011147	3/31/2013	209.48
54140000	Rents-Equip	CS	9300011155	3/31/2013	8.54
54140000	Rents-Equip	CS	9300011157	3/31/2013	(210.28)
54140000	Rents-Equip	CS	9300011193	3/31/2013	(140.19)
54140000	Rents-Equip	UT	9300011199	3/31/2013	(3,300.00)
54140000	Rents-Equip	CS	9300011227	3/31/2013	(2,020.26)
54140000	Rents-Equip	CS	9300011231	3/31/2013	(830.27)
54140000	Rents-Equip	CS	9300011233	3/31/2013	(570.54)
54140000	Rents-Equip	CS	9300011236	3/31/2013	(140.26)
54140000	Rents-Equip	CS	9300011238	3/31/2013	(284.70)
54140000	Rents-Equip	CS	9300011270	3/31/2013	1.28
54140000	Rents-Equip	CS	9300011271	3/31/2013	47.16
54140000	Rents-Equip	CS	9300011275	3/31/2013	0.91
54140000	Rents-Equip	CS	9300011283	3/31/2013	35.71
54140000	Rents-Equip	CS	9300011285	3/31/2013	52.20
54140000	Rents-Equip	CS	9300012097	3/31/2013	(1,646.82)
54140000	Rents-Equip	CS	9300012098	3/31/2013	(1,435.45)
54140000	Rents-Equip	CS	9300012099	3/31/2013	(803.86)
54140000	Rents-Equip	CS	9300012105	3/31/2013	(3,072.10)
54140000	Rents-Equip	CS	9300012106	3/31/2013	(1,436.47)
54140000	Rents-Equip	CS	9300012108	3/31/2013	(131.48)
54140016	Rents-Equip AG	CS	9300010917	3/31/2013	(0.01)
54140016	Rents-Equip AG	CS	9300011147	3/31/2013	(209.48)
54140016	Rents-Equip AG	CS	9300011155	3/31/2013	(8.54)
54140016	Rents-Equip AG	CS	9300011157	3/31/2013	210.28
54140016	Rents-Equip AG	CS	9300011193	3/31/2013	140.19
54140016	Rents-Equip AG	CS	9300011227	3/31/2013	2,020.26
54140016	Rents-Equip AG	CS	9300011231	3/31/2013	830.27
54140016	Rents-Equip AG	CS	9300011233	3/31/2013	570.54
54140016	Rents-Equip AG	CS	9300011236	3/31/2013	140.26
54140016	Rents-Equip AG	CS	9300011238	3/31/2013	284.70
54140016	Rents-Equip AG	CS	9300011270	3/31/2013	(1.28)
54140016	Rents-Equip AG	CS	9300011271	3/31/2013	(47.16)
54140016	Rents-Equip AG	CS	9300011275	3/31/2013	(0.91)
54140016	Rents-Equip AG	CS	9300011283	3/31/2013	(35.71)
54140016	Rents-Equip AG	CS	9300011285	3/31/2013	(52.20)
54140016	Rents-Equip AG	CS	9300012097	3/31/2013	1,646.82
54140016	Rents-Equip AG	CS	9300012098	3/31/2013	1,435.45
54140016	Rents-Equip AG	CS	9300012099	3/31/2013	803.86
54140016	Rents-Equip AG	CS	9300012105	3/31/2013	3,072.10
54140016	Rents-Equip AG	CS	9300012106	3/31/2013	1,436.47
54140016	Rents-Equip AG	CS	9300012108	3/31/2013	131.48
55000000	Transportation (O&M)	SA	100004475	3/31/2013	(38.72)
55000000	Transportation (O&M)	SA	100004476	3/31/2013	(14.00)
55000000	Transportation (O&M)	SV	100004554	3/31/2013	751.00
55000000	Transportation (O&M)	CS	9300010909	3/31/2013	(20.99)
55000000	Transportation (O&M)	CS	9300010917	3/31/2013	(112.35)
55000000	Transportation (O&M)	CS	9300011080	3/31/2013	(24.13)
55000000	Transportation (O&M)	CS	9300011098	3/31/2013	(58.60)
55000000	Transportation (O&M)	CS	9300011100	3/31/2013	55.10



Kentucky American Water Company  
Case No. 2012-00520  
Response to PSC DR1, Item 31

Account	Description	Doc Type	Document Number	Posting Date	Amount
55000000	Transportation (O&M)	CS	9300011113	3/31/2013	90.87
55000000	Transportation (O&M)	CS	9300011145	3/31/2013	(457.38)
55000000	Transportation (O&M)	CS	9300011247	3/31/2013	(524.29)
55000000	Transportation (O&M)	CS	9300011259	3/31/2013	(44.50)
55000000	Transportation (O&M)	CS	9300011261	3/31/2013	(7.00)
55000000	Transportation (O&M)	CS	9300011263	3/31/2013	(802.72)
55000000	Transportation (O&M)	CS	9300011269	3/31/2013	(41.42)
55000000	Transportation (O&M)	CS	9300011271	3/31/2013	(154.73)
55000000	Transportation (O&M)	CS	9300011285	3/31/2013	(124.58)
55000000	Transportation (O&M)	CS	9300011306	3/31/2013	(168.15)
55000000	Transportation (O&M)	CS	9300011328	3/31/2013	(3.00)
55000000	Transportation (O&M)	CS	9300011357	3/31/2013	14.00
55000000	Transportation (O&M)	CS	9300011358	3/31/2013	6.47
55000000	Transportation (O&M)	CS	9300011361	3/31/2013	32.25
55000000	Transportation (O&M)	CS	9300011369	3/31/2013	35.00
55000000	Transportation (O&M)	CS	9300012106	3/31/2013	(751.00)
55000013	Trans Oper WT	CS	9300011098	3/31/2013	58.60
55000013	Trans Oper WT	CS	9300011100	3/31/2013	(55.10)
55000013	Trans Oper WT	CS	9300011247	3/31/2013	524.29
55000013	Trans Oper WT	CS	9300011259	3/31/2013	44.50
55000013	Trans Oper WT	CS	9300011357	3/31/2013	(14.00)
55000013	Trans Oper WT	CS	9300011358	3/31/2013	(6.47)
55000014	Trans Oper TD	CS	9300011113	3/31/2013	(90.87)
55000014	Trans Oper TD	CS	9300011261	3/31/2013	7.00
55000014	Trans Oper TD	CS	9300011263	3/31/2013	802.72
55000014	Trans Oper TD	CS	9300011306	3/31/2013	168.15
55000014	Trans Oper TD	CS	9300011361	3/31/2013	(32.25)
55000016	Trans Oper AG	CS	9300010909	3/31/2013	20.99
55000016	Trans Oper AG	CS	9300010917	3/31/2013	112.35
55000016	Trans Oper AG	CS	9300011145	3/31/2013	457.38
55000016	Trans Oper AG	CS	9300011269	3/31/2013	41.42
55000016	Trans Oper AG	CS	9300011271	3/31/2013	154.73
55000016	Trans Oper AG	CS	9300011285	3/31/2013	124.58
55000016	Trans Oper AG	CS	9300011328	3/31/2013	3.00
55000016	Trans Oper AG	CS	9300011369	3/31/2013	(35.00)
55000016	Trans Oper AG	CS	9300012106	3/31/2013	751.00
55000023	Trans Maint WT	CS	9300011080	3/31/2013	24.13
55000100	Trans Cap Credits	UZ	2000001303	3/31/2013	(5.54)
55000100	Trans Cap Credits	UZ	2000001304	3/31/2013	5.54
55000100	Trans Cap Credits	UZ	2000001323	3/31/2013	17,279.41
55000100	Trans Cap Credits	UZ	2000001364	3/31/2013	7.78
55000100	Trans Cap Credits	UT	9300010818	3/31/2013	3.25
55000100	Trans Cap Credits	CS	9300010820	3/31/2013	(26.60)
55000100	Trans Cap Credits	UT	9300010821	3/31/2013	(829.02)
55000100	Trans Cap Credits	UT	9300010822	3/31/2013	6.51
55000100	Trans Cap Credits	UT	9300011081	3/31/2013	(8.13)
55000100	Trans Cap Credits	CS	9300011083	3/31/2013	(776.91)
55000100	Trans Cap Credits	UT	9300011084	3/31/2013	(4,266.16)
55000100	Trans Cap Credits	UT	9300011085	3/31/2013	(24.41)
55000100	Trans Cap Credits	UT	9300011411	3/31/2013	10.05
55000100	Trans Cap Credits	CS	9300011415	3/31/2013	1,654.21
55000100	Trans Cap Credits	UT	9300011416	3/31/2013	10,491.62
55000100	Trans Cap Credits	UT	9300011417	3/31/2013	36.85

## Kentucky American Water Company

Case No. 2012-00520

Response to PSC DR1, Item 31

Account	Description	Doc Type	Document Number	Posting Date	Amount
55010100	Trans Lease Costs	SA	100004327	3/31/2013	49,601.00
55010200	Trans Lease Fuel	SV	100004501	3/31/2013	27,166.56
55010200	Trans Lease Fuel	SV	100004506	3/31/2013	7,431.15
55010300	Trans Lease Maint	SV	100004501	3/31/2013	35,991.29
55010300	Trans Lease Maint	SV	100004502	3/31/2013	2,317.81
55010300	Trans Lease Maint	SV	100004558	3/31/2013	321.17
55110000	Ins Vehicle	SA	100004438	3/31/2013	2,271.21
55710000	Ins General Liabilty	SA	100004410	3/31/2013	737.87
55710000	Ins General Liabilty	SA	100004418	3/31/2013	410.46
55710000	Ins General Liabilty	SA	100004424	3/31/2013	209.59
55710000	Ins General Liabilty	SA	100004425	3/31/2013	231.37
55710000	Ins General Liabilty	SA	100004428	3/31/2013	532.99
55710000	Ins General Liabilty	SA	100004431	3/31/2013	18,881.79
55710000	Ins General Liabilty	SA	100004433	3/31/2013	4,373.14
55710000	Ins General Liabilty	SA	100004434	3/31/2013	777.65
55710000	Ins General Liabilty	SA	100004437	3/31/2013	146.85
55710000	Ins General Liabilty	SA	100004505	3/31/2013	34,364.29
55710000	Ins General Liabilty	SA	100004583	3/31/2013	(2.49)
55720000	Ins Work Comp	SA	100004432	3/31/2013	15,091.47
55720100	Ins W/C Cap Credits	UZ	2000001303	3/31/2013	(2.48)
55720100	Ins W/C Cap Credits	UZ	2000001304	3/31/2013	2.48
55720100	Ins W/C Cap Credits	UZ	2000001323	3/31/2013	(280.99)
55720100	Ins W/C Cap Credits	UZ	2000001364	3/31/2013	1.44
55720100	Ins W/C Cap Credits	UT	9300010818	3/31/2013	0.60
55720100	Ins W/C Cap Credits	CS	9300010820	3/31/2013	(4.90)
55720100	Ins W/C Cap Credits	UT	9300010821	3/31/2013	(153.06)
55720100	Ins W/C Cap Credits	UT	9300010822	3/31/2013	1.20
55720100	Ins W/C Cap Credits	UT	9300011081	3/31/2013	(1.50)
55720100	Ins W/C Cap Credits	CS	9300011083	3/31/2013	(143.46)
55720100	Ins W/C Cap Credits	UT	9300011084	3/31/2013	(787.84)
55720100	Ins W/C Cap Credits	UT	9300011085	3/31/2013	(4.50)
55720100	Ins W/C Cap Credits	UT	9300011411	3/31/2013	(0.16)
55720100	Ins W/C Cap Credits	CS	9300011415	3/31/2013	(26.92)
55720100	Ins W/C Cap Credits	UT	9300011416	3/31/2013	(170.62)
55720100	Ins W/C Cap Credits	UT	9300011417	3/31/2013	(0.60)
55730000	Ins Other	SA	100004333	3/31/2013	8.82
55730000	Ins Other	SA	100004426	3/31/2013	39.60
55730000	Ins Other	SA	100004427	3/31/2013	55.35
55730000	Ins Other	SA	100004429	3/31/2013	503.87
55730000	Ins Other	SA	100004439	3/31/2013	11,972.60
56610000	Reg Exp-Amort	UT	9300011243	3/31/2013	16,565.87
56620000	Reg Exp-Depr Stdy	SR	9600000210	3/31/2013	561.46
56620000	Reg Exp-Depr Stdy	SR	9600000211	3/31/2013	617.21
57010000	Uncoll Accts Exp	SA	100004541	3/31/2013	(50,664.24)
57010000	Uncoll Accts Exp	SA	100004553	3/31/2013	(3,683.39)
57010000	Uncoll Accts Exp	CS	9300010885	3/31/2013	3,484.98
57010000	Uncoll Accts Exp	CS	9300011130	3/31/2013	454.50
57010000	Uncoll Accts Exp	CS	9300011219	3/31/2013	842.32
57010000	Uncoll Accts Exp	CS	9300011265	3/31/2013	1,468.23
57010000	Uncoll Accts Exp	CS	9300011309	3/31/2013	(40,456.12)
57010000	Uncoll Accts Exp	CS	9300012091	3/31/2013	50,664.24
57010000	Uncoll Accts Exp	CS	9300012106	3/31/2013	3,683.39
57010015	Uncoll Accts Exp CA	CS	9300010885	3/31/2013	(3,484.98)

## Kentucky American Water Company

Case No. 2012-00520

Response to PSC DR1, Item 31

Account	Description	Doc Type	Document Number	Posting Date	Amount
57010015	Uncoll Accts Exp CA	CS	9300011130	3/31/2013	(454.50)
57010015	Uncoll Accts Exp CA	CS	9300011219	3/31/2013	(842.32)
57010015	Uncoll Accts Exp CA	CS	9300011265	3/31/2013	(1,468.23)
57010015	Uncoll Accts Exp CA	CS	9300011309	3/31/2013	40,456.12
57010015	Uncoll Accts Exp CA	CS	9300012091	3/31/2013	(50,664.24)
57010016	Uncoll Accts Exp AG	CS	9300012106	3/31/2013	(3,683.39)
62002100	M&S Maint SS	CS	9300010826	3/31/2013	(4,678.98)
62002100	M&S Maint SS	CS	9300010957	3/31/2013	(540.00)
62002100	M&S Maint SS	CS	9300011079	3/31/2013	243.68
62002100	M&S Maint SS	CS	9300011202	3/31/2013	163.24
62002100	M&S Maint SS	CS	9300012109	3/31/2013	210.00
62002300	M&S Maint WT	CS	9300010827	3/31/2013	1,336.13
62002300	M&S Maint WT	CS	9300010920	3/31/2013	602.39
62002300	M&S Maint WT	CS	9300010921	3/31/2013	555.44
62002300	M&S Maint WT	CS	9300010922	3/31/2013	2,343.30
62002300	M&S Maint WT	CS	9300010924	3/31/2013	413.38
62002300	M&S Maint WT	CS	9300010955	3/31/2013	(36,569.28)
62002300	M&S Maint WT	CS	9300011080	3/31/2013	1,632.24
62002300	M&S Maint WT	CS	9300011159	3/31/2013	96.16
62002300	M&S Maint WT	CS	9300011160	3/31/2013	58.25
62002300	M&S Maint WT	CS	9300011161	3/31/2013	1,064.43
62002300	M&S Maint WT	CS	9300011163	3/31/2013	1,565.34
62002300	M&S Maint WT	CS	9300011194	3/31/2013	1,007.57
62002300	M&S Maint WT	CS	9300011203	3/31/2013	305.49
62002300	M&S Maint WT	CS	9300011237	3/31/2013	40,646.07
62002300	M&S Maint WT	CS	9300011249	3/31/2013	58.00
62002300	M&S Maint WT	CS	9300011287	3/31/2013	165.55
62002300	M&S Maint WT	CS	9300011288	3/31/2013	683.53
62002300	M&S Maint WT	CS	9300011296	3/31/2013	9,449.13
62002300	M&S Maint WT	CS	9300011332	3/31/2013	(2,300.72)
62002300	M&S Maint WT	CS	9300011473	3/31/2013	2,108.00
62002300	M&S Maint WT	CS	9300012092	3/31/2013	904.44
62002300	M&S Maint WT	CS	9300012110	3/31/2013	210.00
62002300	M&S Maint WT	CS	9300012111	3/31/2013	210.00
62002400	M&S Maint TD	CS	9300010925	3/31/2013	2,359.17
62002400	M&S Maint TD	CS	9300010926	3/31/2013	(973.24)
62002400	M&S Maint TD	CS	9300011166	3/31/2013	248.69
62002400	M&S Maint TD	CS	9300011167	3/31/2013	(1,614.88)
62002400	M&S Maint TD	CS	9300011169	3/31/2013	1,566.46
62002400	M&S Maint TD	CS	9300011289	3/31/2013	615.41
62002400	M&S Maint TD	CS	9300011290	3/31/2013	9,583.33
62002400	M&S Maint TD	CS	9300011374	3/31/2013	(447.84)
62002400	M&S Maint TD	CS	9300012113	3/31/2013	1,260.00
62002600	M&S Maint AG	CS	9300011331	3/31/2013	1,878.56
62502400	Misc Maint TD	CS	9300010926	3/31/2013	2,613.32
62502400	Misc Maint TD	CS	9300011167	3/31/2013	18.54
62502400	Misc Maint TD	CS	9300011234	3/31/2013	10,755.40
62502400	Misc Maint TD	CS	9300011290	3/31/2013	813.20
62502600	Misc Maint AG	CS	9300010943	3/31/2013	91.94
62502600	Misc Maint AG	CS	9300011185	3/31/2013	121.69
62502600	Misc Maint AG	CS	9300011293	3/31/2013	1,363.50
62502600	Misc Maint AG	CS	9300011331	3/31/2013	8,477.42
62502600	Misc Maint AG	CS	9300011351	3/31/2013	1,398.75

## Kentucky American Water Company

Case No. 2012-00520

Response to PSC DR1, Item 31

Account	Description	Doc Type	Document Number	Posting Date	Amount
62502600	Misc Maint AG	CS	9300011375	3/31/2013	3,405.63
62502600	Misc Maint AG	CS	9300012114	3/31/2013	166.46
62510000	Amort Def Maint	UT	9300011399	3/31/2013	4,145.22
62510000	Amort Def Maint	UT	9300011400	3/31/2013	5,260.36
62510000	Amort Def Maint	UT	9300011401	3/31/2013	3,019.97
62510000	Amort Def Maint	UT	9300011402	3/31/2013	416.66
62510000	Amort Def Maint	UT	9300011403	3/31/2013	1,469.26
62510000	Amort Def Maint	UT	9300011404	3/31/2013	2,149.90
62510000	Amort Def Maint	UT	9300011405	3/31/2013	148.44
62510000	Amort Def Maint	UT	9300011406	3/31/2013	382.23
62510000	Amort Def Maint	UT	9300011407	3/31/2013	276.13
62510000	Amort Def Maint	UT	9300011408	3/31/2013	1,800.99
62510000	Amort Def Maint	UT	9300011409	3/31/2013	7,172.91
62510000	Amort Def Maint	UT	9300011410	3/31/2013	189.97
62510000	Amort Def Maint	UT	9300011412	3/31/2013	2,238.71
62510000	Amort Def Maint	UT	9300011413	3/31/2013	619.56
62510000	Amort Def Maint	UT	9300011414	3/31/2013	809.76
62510000	Amort Def Maint	UT	9300011418	3/31/2013	3,602.57
62510000	Amort Def Maint	CS	9300011454	3/31/2013	(9,679.16)
62510000	Amort Def Maint	CS	9300011457	3/31/2013	(809.76)
62510000	Amort Def Maint	CS	9300011458	3/31/2013	(17,953.36)
62510000	Amort Def Maint	CS	9300011460	3/31/2013	(5,260.36)
62512300	Amort Def Maint WT	CS	9300011454	3/31/2013	9,679.16
62512400	Amort Def Maint TD	CS	9300011457	3/31/2013	809.76
62512400	Amort Def Maint TD	CS	9300011458	3/31/2013	17,953.36
62512400	Amort Def Maint TD	CS	9300011460	3/31/2013	5,260.36
62520700	Misc Main Pvg/Bckfill	SV	100004513	3/31/2013	14,112.40
63150023	Contr Svc-Maint WT	CS	9300010922	3/31/2013	(7,274.44)
63150023	Contr Svc-Maint WT	CS	9300010955	3/31/2013	(3,000.00)
63150023	Contr Svc-Maint WT	CS	9300011454	3/31/2013	7,695.00
63150023	Contr Svc-Maint WT	CS	9300011473	3/31/2013	3,000.00
63150024	Contr Svc-Maint TD	CS	9300010926	3/31/2013	2,501.60
63150024	Contr Svc-Maint TD	CS	9300011167	3/31/2013	5,180.25
63150024	Contr Svc-Maint TD	CS	9300011195	3/31/2013	869.20
63150024	Contr Svc-Maint TD	CS	9300012112	3/31/2013	312.00
63150026	Contr Svc-Maint AG	CS	9300010942	3/31/2013	181.26
63150026	Contr Svc-Maint AG	CS	9300010943	3/31/2013	1,409.54
63150026	Contr Svc-Maint AG	CS	9300010944	3/31/2013	216.55
63150026	Contr Svc-Maint AG	CS	9300011185	3/31/2013	881.33
63150026	Contr Svc-Maint AG	CS	9300011186	3/31/2013	106.00
63150026	Contr Svc-Maint AG	CS	9300011292	3/31/2013	268.94
63150026	Contr Svc-Maint AG	CS	9300011350	3/31/2013	(13,724.88)
68011000	Depr -UPIS General	UD	2000001309	3/31/2013	1,047,105.10
68011000	Depr -UPIS General	SQ	9600000202	3/31/2013	(26,781.46)
68012000	Depr -Amort CIAC Tx	UD	2000001309	3/31/2013	(13,679.23)
68012500	Depr-Amort CIAC Nntx	UD	2000001309	3/31/2013	(70,168.19)
68254000	Amort-RegAsset AFUDC	SQ	9600000207	3/31/2013	12,545.74
68255000	Amort-UPAA	SQ	9600000203	3/31/2013	697.33
68255000	Amort-UPAA	SQ	9600000205	3/31/2013	16.06
68257000	Amort-Prop Losses	SR	9600000216	3/31/2013	4,756.67
68258000	Amort-Reg Asset	SQ	9600000206	3/31/2013	575.00
68311000	Rem Costs-ARO/NNS	UD	2000001309	3/31/2013	174,089.27
68312000	Rmv Csts-NNS CIAC Tx	UD	2000001309	3/31/2013	(9,903.45)

Kentucky American Water Company  
Case No. 2012-00520  
Response to PSC DR1, Item 31

Account	Description	Doc Type	Document Number	Posting Date	Amount
68312500	Rmv Csts-NNS CIAC NT	UD	2000001309	3/31/2013	(31,126.70)
68532100	FUTA Cap Credits	CS	9300010820	3/31/2013	(0.20)
68532100	FUTA Cap Credits	UT	9300010821	3/31/2013	(13.43)
68532100	FUTA Cap Credits	UT	9300011084	3/31/2013	(7.28)
68533000	FICA	SV	100004460	3/31/2013	4,291.00
68533100	FICA Cap Credits	UT	9300010818	3/31/2013	2.21
68533100	FICA Cap Credits	CS	9300010820	3/31/2013	(15.45)
68533100	FICA Cap Credits	UT	9300010821	3/31/2013	(432.27)
68533100	FICA Cap Credits	UT	9300010822	3/31/2013	4.44
68533100	FICA Cap Credits	UT	9300011081	3/31/2013	(4.94)
68533100	FICA Cap Credits	CS	9300011083	3/31/2013	(456.76)
68533100	FICA Cap Credits	UT	9300011084	3/31/2013	(2,388.94)
68533100	FICA Cap Credits	UT	9300011085	3/31/2013	(14.80)
68535100	SUTA Cap Credits	UT	9300010818	3/31/2013	0.46
68535100	SUTA Cap Credits	CS	9300010820	3/31/2013	(1.65)
68535100	SUTA Cap Credits	UT	9300010821	3/31/2013	110.23
68535100	SUTA Cap Credits	UT	9300010822	3/31/2013	0.91
68535100	SUTA Cap Credits	CS	9300011083	3/31/2013	(0.60)
68535100	SUTA Cap Credits	UT	9300011084	3/31/2013	(33.74)
69011000	FIT-Current	SA	100004584	3/31/2013	(1,666.00)
69011000	FIT-Current	SJ	100004662	3/31/2013	76,778.84
69021000	SIT-Current	SA	100004584	3/31/2013	4,758.00
69021000	SIT-Current	SJ	100004662	3/31/2013	786.39
69031000	FIT-Oth Inc&Ded CY	SJ	100004662	3/31/2013	(5,344.93)
69041000	SIT-Oth Inc&Ded CY	SJ	100004662	3/31/2013	(974.76)
69065000	Def FIT-Other	SJ	100004662	3/31/2013	274,319.94
69073500	Def SIT-Other	SJ	100004662	3/31/2013	63,243.78
70510000	AFUDC-Equity	UI	2000001310	3/31/2013	(16,231.52)
70510000	AFUDC-Equity	UI	2000001311	3/31/2013	(3,328.94)
70510000	AFUDC-Equity	UZ	2000001312	3/31/2013	(30,721.61)
71521000	M&J Expenses	CS	9300010820	3/31/2013	383.64
71521000	M&J Expenses	CS	9300011083	3/31/2013	11,423.97
71521000	M&J Expenses	CS	9300011245	3/31/2013	30.00
71521000	M&J Expenses	CS	9300011415	3/31/2013	(1,003.49)
72803000	Salvage/Scrap Receipt Clearing	SA	100004327	3/31/2013	(49,601.00)
72803000	Salvage/Scrap Receipt Clearing	UZ	2000001303	3/31/2013	42,701.00
72803000	Salvage/Scrap Receipt Clearing	UZ	2000001304	3/31/2013	6,900.00
75510000	Amort UPAA	SQ	9600000204	3/31/2013	(35.38)
75840000	Lobbying Expenses	SR	9600000215	3/31/2013	469.72
81010000	Interest LTD	UT	9300011242	3/31/2013	(10,875.79)
81020000	Div Decl P/S w/ MRR	TC	3000014316	3/31/2013	31,762.50
81315000	Interest STD Interco	TI	3000015230	3/31/2013	3,998.21
82010000	Amort Debt Disc&Exp	TC	3000015238	3/31/2013	210.21
82010000	Amort Debt Disc&Exp	TC	3000015239	3/31/2013	222.61
82010000	Amort Debt Disc&Exp	TC	3000015240	3/31/2013	298.94
82015000	Amort Dbt Dsc&Ex I/C	SA	100004561	3/31/2013	77.75
82015000	Amort Dbt Dsc&Ex I/C	TC	3000015241	3/31/2013	1,868.90
82015000	Amort Dbt Dsc&Ex I/C	TC	3000015242	3/31/2013	1,192.30
82015000	Amort Dbt Dsc&Ex I/C	TC	3000015243	3/31/2013	995.91
82015000	Amort Dbt Dsc&Ex I/C	TC	3000015244	3/31/2013	1,521.77
82016000	Amort Dbt E-Insde CL	SA	100004471	3/31/2013	1,456.72
82020000	Amort P/S Exp w/ MRR	SR	9600000218	3/31/2013	64.24
85000000	AFUDC Debt	UI	2000001310	3/31/2013	(17,134.76)

## Kentucky American Water Company

Case No. 2012-00520

Response to PSC DR1, Item 31

Account	Description	Doc Type	Document Number	Posting Date	Amount
85000000	AFUDC Debt	UI	2000001311	3/31/2013	17,134.76
85000000	AFUDC Debt	UZ	2000001312	3/31/2013	(23,567.23)
86021500	Div Decl Com Stk I/C	SA	100004521	3/31/2013	1,426,325.81
88101000	CAP Move-UP	UP	2000001285	3/31/2013	749,677.42
88101000	CAP Move-UP	UP	2000001293	3/31/2013	367,054.88
88101000	CAP Move-UP	UP	2000001319	3/31/2013	1,974.52
88101000	CAP Move-UP	UP	2000001327	3/31/2013	5,103.61
88101000	CAP Move-UP	UP	2000001348	3/31/2013	51,257.49
88101000	CAP Move-UP	UP	2000001353	3/31/2013	52,528.63
88101000	CAP Move-UP	UP	2000001361	3/31/2013	416,046.38
88101000	CAP Move-UP	UP	2000001366	3/31/2013	344.27
88106000	CAP Move-CCNC	UP	2000001285	3/31/2013	(430,832.21)
88106000	CAP Move-CCNC	UP	2000001293	3/31/2013	(681,200.84)
88106000	CAP Move-CCNC	UN	2000001295	3/31/2013	(1,914.54)
88106000	CAP Move-CCNC	UN	2000001296	3/31/2013	516,445.94
88106000	CAP Move-CCNC	UN	2000001302	3/31/2013	38,785.57
88106000	CAP Move-CCNC	UN	2000001317	3/31/2013	94,569.98
88106000	CAP Move-CCNC	UP	2000001319	3/31/2013	1,568.16
88106000	CAP Move-CCNC	UN	2000001326	3/31/2013	(10,622.33)
88106000	CAP Move-CCNC	UP	2000001327	3/31/2013	(5,103.61)
88106000	CAP Move-CCNC	UN	2000001346	3/31/2013	320,919.41
88106000	CAP Move-CCNC	UP	2000001348	3/31/2013	(51,257.49)
88106000	CAP Move-CCNC	UP	2000001353	3/31/2013	(52,528.63)
88106000	CAP Move-CCNC	UP	2000001361	3/31/2013	(416,046.38)
88107000	CAP Move-CWIP	UP	2000001285	3/31/2013	220,759.39
88107000	CAP Move-CWIP	UP	2000001293	3/31/2013	(225,458.64)
88107000	CAP Move-CWIP	UN	2000001295	3/31/2013	1,914.54
88107000	CAP Move-CWIP	UN	2000001296	3/31/2013	(516,445.94)
88107000	CAP Move-CWIP	UZ	2000001299	3/31/2013	5,262.64
88107000	CAP Move-CWIP	UZ	2000001300	3/31/2013	69,234.43
88107000	CAP Move-CWIP	UN	2000001302	3/31/2013	(38,785.57)
88107000	CAP Move-CWIP	UZ	2000001305	3/31/2013	111,512.69
88107000	CAP Move-CWIP	UZ	2000001306	3/31/2013	19,653.99
88107000	CAP Move-CWIP	UZ	2000001313	3/31/2013	54,288.84
88107000	CAP Move-CWIP	UN	2000001317	3/31/2013	(94,569.98)
88107000	CAP Move-CWIP	UP	2000001319	3/31/2013	(3,542.68)
88107000	CAP Move-CWIP	UZ	2000001321	3/31/2013	1,774.26
88107000	CAP Move-CWIP	UZ	2000001322	3/31/2013	(16,411.26)
88107000	CAP Move-CWIP	UN	2000001326	3/31/2013	10,622.33
88107000	CAP Move-CWIP	UZ	2000001329	3/31/2013	99,103.67
88107000	CAP Move-CWIP	UZ	2000001331	3/31/2013	129,627.45
88107000	CAP Move-CWIP	UZ	2000001336	3/31/2013	4,591.85
88107000	CAP Move-CWIP	UZ	2000001337	3/31/2013	31,119.34
88107000	CAP Move-CWIP	UZ	2000001338	3/31/2013	39.45
88107000	CAP Move-CWIP	UZ	2000001339	3/31/2013	4,859.14
88107000	CAP Move-CWIP	UZ	2000001341	3/31/2013	302,928.41
88107000	CAP Move-CWIP	UN	2000001346	3/31/2013	(320,919.41)
88107000	CAP Move-CWIP	UZ	2000001355	3/31/2013	(112.04)
88107000	CAP Move-CWIP	UZ	2000001363	3/31/2013	(23.69)
88107000	CAP Move-CWIP	UP	2000001366	3/31/2013	(344.27)
88108020	CAP Move-UP A/D Salv	US	2000001286	3/31/2013	(114.80)
88108020	CAP Move-UP A/D Salv	US	2000001354	3/31/2013	(120.00)
88108020	CAP Move-UP A/D Salv	US	2000001362	3/31/2013	(120.24)

## Kentucky American Water Company

Case No. 2012-00520

Response to PSC DR1, Item 31

Account	Description	Doc Type	Document Number	Posting Date	Amount
88257000	CAP Move-COR	UC	2000001292	3/31/2013	84,737.08
88257000	CAP Move-COR	UC	2000001318	3/31/2013	(79.94)
88257000	CAP Move-COR	UC	2000001347	3/31/2013	5,028.35
88257000	CAP Move-COR	UC	2000001349	3/31/2013	7,317.11
88257000	CAP Move-COR	UC	2000001360	3/31/2013	(5.18)
88257000	CAP Move-COR	UC	2000001365	3/31/2013	97.13
88257100	CAP Move-RWIP	US	2000001286	3/31/2013	114.80
88257100	CAP Move-RWIP	UC	2000001292	3/31/2013	(84,737.08)
88257100	CAP Move-RWIP	UZ	2000001299	3/31/2013	999.32
88257100	CAP Move-RWIP	UZ	2000001300	3/31/2013	2,876.33
88257100	CAP Move-RWIP	UZ	2000001305	3/31/2013	(47,528.53)
88257100	CAP Move-RWIP	UZ	2000001306	3/31/2013	173.21
88257100	CAP Move-RWIP	UC	2000001318	3/31/2013	79.94
88257100	CAP Move-RWIP	UZ	2000001321	3/31/2013	63.49
88257100	CAP Move-RWIP	UZ	2000001322	3/31/2013	(587.16)
88257100	CAP Move-RWIP	UZ	2000001341	3/31/2013	15,900.91
88257100	CAP Move-RWIP	UC	2000001347	3/31/2013	(5,028.35)
88257100	CAP Move-RWIP	UC	2000001349	3/31/2013	(7,317.11)
88257100	CAP Move-RWIP	US	2000001354	3/31/2013	120.00
88257100	CAP Move-RWIP	UC	2000001360	3/31/2013	5.18
88257100	CAP Move-RWIP	US	2000001362	3/31/2013	120.24
88257100	CAP Move-RWIP	UC	2000001365	3/31/2013	(97.13)
88271100	CAP Move-CIAC NT	UN	2000001295	3/31/2013	(3,268.00)
88271100	CAP Move-CIAC NT	UN	2000001296	3/31/2013	(2,451.00)
88271170	CAP Move-CIAC NT WIP	UN	2000001295	3/31/2013	3,268.00
88271170	CAP Move-CIAC NT WIP	UN	2000001296	3/31/2013	2,451.00
88900000	CAP Move-Settlement	UZ	2000001299	3/31/2013	(3,895.31)
88900000	CAP Move-Settlement	UZ	2000001300	3/31/2013	(74,477.41)
88900000	CAP Move-Settlement	UZ	2000001305	3/31/2013	(4,345.20)
88900000	CAP Move-Settlement	UZ	2000001306	3/31/2013	(79,466.16)
88900000	CAP Move-Settlement	UZ	2000001313	3/31/2013	(54,288.84)
88900000	CAP Move-Settlement	UZ	2000001321	3/31/2013	(1,837.75)
88900000	CAP Move-Settlement	UZ	2000001322	3/31/2013	16,998.42
88900000	CAP Move-Settlement	UZ	2000001329	3/31/2013	(96,541.77)
88900000	CAP Move-Settlement	UZ	2000001331	3/31/2013	(132,189.35)
88900000	CAP Move-Settlement	UZ	2000001336	3/31/2013	(8,500.39)
88900000	CAP Move-Settlement	UZ	2000001337	3/31/2013	(28,651.24)
88900000	CAP Move-Settlement	UZ	2000001338	3/31/2013	(1.37)
88900000	CAP Move-Settlement	UZ	2000001339	3/31/2013	(3,456.78)
88900000	CAP Move-Settlement	UZ	2000001341	3/31/2013	(318,829.32)
88900000	CAP Move-Settlement	UZ	2000001355	3/31/2013	112.04
88900000	CAP Move-Settlement	UZ	2000001363	3/31/2013	23.69

**KENTUCKY-AMERICAN WATER COMPANY**  
**CASE NO. 2012-00520**  
**COMMISSION STAFF'S SECOND REQUEST FOR INFORMATION**

---

**Witness: Linda C. Bridwell**

109. Refer to Kentucky-American's Response to Commission Staffs First Request for Information, Item 3(a), W/P-3 at 175, "Base Year Adjustment Miscellaneous Expense." Kentucky-American includes in its miscellaneous expense forecast, "Charitb Don-H/Ed/En" of \$98,000 and "Charitb Don-Community" of \$52,250. For each donation included in this forecast, identify the organization or group to which the donation will be paid and an explanation as to why this donation should be recovered through rates.

**Response:**

Please refer to Exhibit 37, Schedule F-2.1, pages 3 and 4 for a listing of all charitable contributions, which includes each organization to be paid.

These two charitable donation accounts were inadvertently included in the Miscellaneous Expense adjustment. The amounts of \$98,000 and \$52,250 should not be included in the forecasted amount and their adjustments should be removed. The Company is not seeking recovery through rates on these charitable contributions. Therefore, \$150,250 should be removed from the forecast balance at July 31, 2014 in Miscellaneous Expense. This will be reflected in the Base Period update.

**Supplemental Response:**

In addition to the reduction of \$150,250, the Company also reflected in the Base Period update a reduction of \$62,000 to account 52556500 – Low Income Pay Prog.