

HOLDING DOWN HOME UTILITY COSTS



Commonwealth of Kentucky
PUBLIC SERVICE COMMISSION

WHERE DO YOU START?



Almost one-half of the energy we use in our homes is used for heating and cooling. Hot water heaters are the second largest user of our home energy followed by refrigerators and freezers. Energy is also used for lighting, cooking, and appliances.

Saving energy in your home can help control your living costs. Many energy saving steps actually cost little or nothing to implement and help us hold down our home energy costs.

STOP AIR LEAKS

Small air leaks add up in a hurry. Often, many leaks around poorly fitting windows and doors can have the same effect as leaving a door standing open.

- Weatherstrip around all exterior doors and openings.
- Cover the openings of unused fireplaces.
- Caulk, weatherstrip and put plastic over windows.

- Close all outside vents to crawl spaces in the winter. Open the vents in the summer.
- Cover window air conditioning units during the winter.



HEATING AND COOLING SEASONS

Before placing your heating and cooling equipment into service each year, have your system safety checked by a qualified service technician.

- Clean and replace filters often.
- Open draperies and shades in sunny windows on cold days. Keep them closed at night to prevent heat from escaping.
- Check ductwork for leaks.



- Lower your heating thermostat to 55 degrees at night or when you will be away (heat pump owners may achieve greater savings by keeping their thermostat at 70 degrees unless an extended absence from home is planned).
- Close heating vents and doors to unused rooms during the winter (make sure there are no pipes to freeze in the unheated rooms. Heat pump owners should check their owners manual before closing vents).



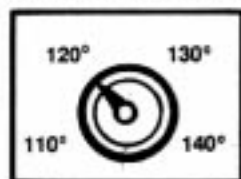
- Raise your cooling thermostat to 78 degrees during the summer.
- Use fans instead of air conditioning to move air whenever possible.
- Use drapes and shades to keep out unwanted sun.
- Turn off window air conditioners when you will be away for several hours.
- Keep windows and doors closed during the hottest or the coldest parts of the day.

HOT WATER SAVERS


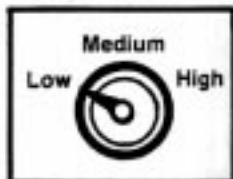
Heating water costs you money whether you use the water or not.

- Set the thermostat on your water heater to a lower temperature and save money.

Electric Water Heater



Gas Water Heater



- Add insulation around the water heater. Be sure to not block needed air vents for gas and oil heaters.
- Insulate hot water piping.

REPAIR WATER LEAKS

Leaking faucets and toilets waste money you spend for both hot water and cold water.

- Repair leaks in toilets and faucets.

LIGHTING AND APPLIANCES

- Use long life, lower wattage light bulbs.
- Change to fluorescent lighting when possible.
- In the summer, cook during cooler parts of the day.
- Use the dishwasher only when full.
- Let dishes air dry, instead of using the dishwasher.
- Remember, each time your refrigerator door is opened, you use energy.
- If you need a new appliance, always shop for the most energy efficient.



KENTUCKY PUBLIC SERVICE COMMISSION

The Kentucky Public Service Commission regulates the rates and services of most natural gas and electric utilities in the state.

The Commission strives to approve only those utility rates that are the lowest possible, consistent with efficient service.

You, too, can help hold down energy costs by following these simple, cost effective measures that are designed to save not only energy but your money as well.

Contact your utility. They may be able to supply additional information on how you can save energy in your home.

The Commission's Consumer Services group is available to help customers of regulated utilities settle disputes that they have been unable to resolve with their utility company.

For additional energy conservation information or help with your utility questions, call toll-free:

1-800-772-4636

Kentucky Public Service Commission
P. O. Box 615
Frankfort, Kentucky 40602

Printed with state funds.