

Big Sandy Water District
18200 State Route 3
Catlettsburg, KY 41129
(606) 928-2075 or (800) 354-2933
Fax (606) 928-8454
bdistrict@windstream.net

RECEIVED

JAN 16 2015

PUBLIC SERVICE
COMMISSION

January 15, 2015

Mr. Jeff Derouen
Executive Director
Public Service Commission
211 Sower Blvd
PO Box 615
Frankfort, KY 40602

Dear Mr. Derouen

Big Sandy Water District has experienced a rate increase from one of our suppliers, Cannonsburg Water, and we are asking approval to increase rates through the Purchase Water Adjustment (807 KAR 5:068) to our customers. As you can see from Exhibit D, we changed from \$4.06 per thousand to \$4.20 per thousand (should be \$4.21, PSC found error and told us). A notice to our customers will be published in the Daily Independent. Our total expenses and revenue have been furnished to the PSC in our annual report. We have enclosed a copy of our minutes discussing the pass thru. These minutes have not been approved yet, they should be approved January 19, 2015 at our regular meeting. At that time we will mail the approved minutes. If you have any questions, please call (606) 928-2075.


Sincerely,



James H. Blanton
Manager

Enclosures

jb/tb



**PURCHASED WATER ADJUSTMENT FOR
WATER DISTRICTS AND WATER ASSOCIATIONS**
(807 KAR 5:068)

Utility Name	Big Sandy Water District		
Filing Date	15-Jan-2015		
Address	18200 State Route 3		
City / State / Zip	Catlettsburg	KY	41129
Phone / Email	(606) 928-2075	bdistrict@windstream.net	

1. Name all wholesale suppliers and the base (current) rate and changed (new) rate of each. If the water purchased is billed by a supplier at a rate other than a flat rate, the entire rate schedule must be attached.

Supplier(s)	Base Rate(s)	Changed Rate(s)
City of Kenova	2.5500 per 1,000 gallons	2.5500 per 1,000 gallons
City of Louisa	2.6600 per 1,000 gallons	2.6600 per 1,000 gallons
Rattlesnake Ridge Water District	3.8200 per 1,000 gallons	3.8200 per 1,000 gallons
Cannonsburg Water District	4.0600 per 1,000 gallons	4.2100 per 1,000 gallons
City of Ashland	1.9800 per 1,000 gallons	1.9800 per 1,000 gallons

2. Attach a copy of the supplier's notice given to the utility that lists the change rate(s) and the effective date of the changed rate(s).

3. List the twelve-month period upon which the purchased water adjustment is being based. This twelve-month period must end within 90-days of this filing.

From	November 2013	through	October 2014
	(month and year)		(month and year)

4. List water purchased from each supplier separately. If water purchased is billed by a supplier at a rate other than a flat rate, attach a sheet that shows the amount of water purchased for each month of the twelve-month period.

Supplier(s)	Volume Purchased During 12-month Period
City of Kenova	204,197,500 gallons
City of Louisa	97,454,700 gallons
Rattlesnake Ridge Water District	6,393,700 gallons
Cannonsburg Water District	51,638,900 gallons
City of Ashland	1,000,000 gallons
Total Purchases	360,684,800 gallons
5. Total Volume of Water Sold During 12-month Period	246,455,700 gallons

6. The increased water cost is the cost difference between purchases at the base (current) rates and purchases at the changed (new) rates.

Supplier(s)	Cost at Base Rate(s)	Cost at Changed Rate(s)
City of Kenova	\$520,703.63	\$520,703.63
City of Louisa	\$543,165.35	\$543,165.35
Rattlesnake Ridge Water District	\$24,423.93	\$24,423.93
Cannonsburg Water District	\$209,653.93	\$217,399.77
City of Ashland	\$1,980.00	\$1,980.00
	\$0.00	\$0.00
Total Water Costs	\$1,299,926.84	\$1,307,672.68
		1,299,926.84
Total Increase in Water Costs		\$7,745.84

7. The purchased water adjustment factor is obtained by dividing the total increase in water costs by the total volume of water sold during the 12-month period.

Total Increase in Water Costs	Total Volume of Water Sold	Purchased Water Adjustment Factor
\$7,745.84	÷ 246,455,700	= \$0.04 per 1,000 gallons

8. Proposed Effective Date	January 1, 2015
----------------------------	-----------------

<i>James H. Blanton</i> Signature of Utility Officer	<i>Manager</i> Title	<i>1/15/15</i> Date
---	-------------------------	------------------------

Exhibit D

CANNONSBURG WATER DISTRICT
1606 CANNONSBURG ROAD
ASHLAND, KY 41102
606-928-9808
FAX# 606-928-4788
www.cannonsburgwater.com

December 8, 2014

Jimmy Blanton
18200 St Rt 3
Catlettsburg, KY 41129

RE: Wholesale Water Rate Increase

Dear Jimmy:


The City of Ashland has notified us, that they are increasing our water rates from \$2.73 to \$2.83 per 1000 gallons. We will be increasing our wholesale rate from \$4.06 to \$4.20 per 1000 gallons. Therefore, upon approval from the Public Service Commission all water passing through the meter on or after January 1, 2015, shall be billed at the new rate. We are submitting this notice to the Kentucky Public Service Commission. A letter from the City of Ashland is enclosed.

Sincerely,



Danny Clarkston
Manager


Enclosures



Cannonsburg				Rattlesnake Ridge			
Year	Month	Dollar Amount of Monthly Bill	Number of Gallons Purchased	Year	Month	Dollar Amount of Monthly Bill	Number of Gallons Purchased
2013	NOV	\$ 14,771.33	3,846,700	2013	NOV	\$ 1,249.71	422,200
2013	DEC	\$ 14,016.38	3,650,100	2013	DEC	\$ 1,494.21	504,800
2014	JAN	\$ 17,213.95	4,482,800	2014	JAN	\$ 2,883.34	754,800
2014	FEB	\$ 13,587.20	3,346,600	2014	FEB	\$ 2,190.10	739,900
2014	MAR	\$ 16,384.13	4,035,500	2014	MAR	\$ 1,675.87	476,100
2014	APR	\$ 20,140.85	4,960,800	2014	APR	\$ 1,928.61	547,900
2014	MAY	\$ 16,175.45	3,984,100	2014	MAY	\$ 1,885.31	535,600
2014	JUNE	\$ 19,912.27	4,904,500	2014	JUNE	\$ 2,166.70	567,200
2014	JULY	\$ 14,429.65	3,554,100	2014	JULY	\$ 2,261.44	592,000
2014	AUG	\$ 20,865.56	5,139,300	2014	AUG	\$ 1,582.63	414,300
2014	SEPT	\$ 16,442.19	4,049,800	2014	SEPT	\$ 1,465.73	383,700
2014	OCT	\$ 23,079.48	5,684,600	2014	OCT	\$ 1,738.86	455,200
	12 month total	\$ 207,018.44	51,638,900		12 month total	\$ 22,522.51	6,393,700
Kenova				Louisa			
Year	Month	Dollar Amount of Monthly Bill	Number of Gallons Purchased	Year	Month	Dollar Amount of Monthly Bill	Number of Gallons Purchased
2013	NOV	\$ 40,542.45	15,899,000	2013	NOV	\$ 20,725.26	7,788,300
2013	DEC	\$ 41,975.55	16,461,000	2013	DEC	\$ 21,874.13	8,220,200
2014	JAN	\$ 50,607.30	19,846,000	2014	JAN	\$ 34,397.14	12,928,100
2014	FEB	\$ 41,463.00	16,260,000	2014	FEB	\$ 25,536.68	9,597,100
2014	MAR	\$ 32,466.60	12,732,000	2014	MAR	\$ 20,345.69	7,645,600
2014	APR	\$ 49,393.50	19,370,000	2014	APR	\$ 19,721.93	7,411,100
2014	MAY	\$ 49,747.95	19,509,000	2014	MAY	\$ 22,843.18	8,584,500
2014	JUNE	\$ 42,095.91	16,508,200	2014	JUNE	\$ 17,743.94	6,667,500
2014	JULY	\$ 44,466.90	17,438,000	2014	JULY	\$ 20,309.25	7,631,900
2014	AUG	\$ 43,907.18	17,218,500	2014	AUG	\$ 17,076.02	6,417,100
2014	SEPT	\$ 39,676.73	15,559,500	2014	SEPT	\$ 20,777.41	7,807,900
2014	OCT	\$ 44,360.57	17,396,300	2014	OCT	\$ 17,977.77	6,755,400
	12 month total	\$ 520,703.64	204,197,500		12 month total	\$ 259,328.40	97,454,700

Ashland					
Year	Month	Dollar Amount of Monthly Bill	Number of Gallons Purchased		
2013	NOV				
2013	DEC				
2014	JAN				
2014	FEB				
2014	MAR				
2014	APR				
2014	MAY				
2014	JUNE				
2014	JULY				
2014	AUG				
2014	SEPT	\$990.00	500,000		
2014	OCT	\$990.00	500,000		
	12 month total	\$1,980.00	1,000,000		

DATE	USAGE
Nov-13	18,494,100
Dec-13	20,027,300
Jan-14	27,077,200
Feb-14	19,256,600
Mar-14	16,780,600
Apr-14	20,433,500
May-14	20,930,200
Jun-14	20,317,200
Jul-14	22,371,300
Aug-14	20,457,400
Sept-14	20,323,300
Oct-14	19,987,000
TOTAL	246,455,700



Big Sandy Water District
 18200 State Route 3
 Catlettsburg KY 41129
 606-928-2075
 1-800-354-3933
bdistrict@windstream.net

	Current Rates	Proposed Rates
<u>5/8 x 3/4 Inch Meter</u>		
First 1,000	\$ 16.67 Minimum Bill	\$ 16.71
Next 9,000	\$ 8.40 Per 1,000 gallons	\$ 8.44
Next 10,000	\$ 5.80 Per 1,000 gallons	\$ 5.84
Next 20,000	\$ 5.38 Per 1,000 gallons	\$ 5.42
Over 40,000	\$ 5.15 Per 1,000 gallons	\$ 5.19
<u>1 Inch Meter</u>		
First 10,000	\$ 92.27 Minimum Bill	\$ 92.67
Next 10,000	\$ 5.80 Per 1,000 gallons	\$ 5.84
Next 20,000	\$ 5.38 Per 1,000 gallons	\$ 5.42
Over 40,000	\$ 5.15 Per 1,000 gallons	\$ 5.19
<u>1 1/2 Inch Meter</u>		
First 20,000	\$ 150.27 Minimum Bill	\$ 151.07
Next 20,000	\$ 5.38 Per 1,000 gallons	\$ 5.42
Over 40,000	\$ 5.15 Per 1,000 gallons	\$ 5.19
<u>2 Inch Meter</u>		
First 40,000	\$ 257.87 Minimum Bill	\$ 259.47
Over 40,000	\$ 5.15 Per 1,000 gallons	\$ 5.19
<u>3 Inch Meter</u>		
First 100,000	\$ 566.87 Minimum Bill	\$ 570.87
Over 100,000	\$ 5.15 Per 1,000 gallons	\$ 5.19
<u>4 Inch Meter</u>		
First 200,000	\$1,081.87 Minimum Bill	\$1,089.87
Over 200,000	\$ 5.15 Per 1,000 gallons	\$ 5.19
<u>Wholesale Rate</u>		
	\$ 4.85 Per 1,000 gallons	\$ 4.89

