



P.O. Box 1389 • 3111 Fairview Drive
Owensboro, Kentucky 42302-1389
(800) 844-4832

RECEIVED

FEB 24 2015

PUBLIC SERVICE
COMMISSION

February 23, 2015

Mr. Jeff Derouen, Executive Director
Kentucky Public Service Commission
211 Sower Boulevard
Post Office Box 615
Frankfort, Kentucky 40601

RE: Case No. 2014-00473

Dear Mr. Derouen:

Enclosed please find an affidavit attesting to compliance with the requirements of 807 KAR 5:056 in the above referenced proceedings. Also enclosed for filing are the original and six copies of the information requested in the appendix to the February 5, 2015 order.

Sincerely,

A handwritten signature in black ink that reads "Steve Thompson". The signature is written in a cursive style.

Steve Thompson
Vice President - Accounting & Finance

Enclosure

RECEIVED

FEB 24 2015

COMMONWEALTH OF KENTUCKY
BEFORE THE PUBLIC SERVICE COMMISSION PUBLIC SERVICE
COMMISSION

IN THE MATTER OF:

AN EXAMINATION OF THE APPLICATION OF)
THE FUEL ADJUSTMENT CLAUSE OF)
KENERGY CORP. FROM NOVEMBER 1, 2012)
THROUGH October 31, 2014)

CASE NO.
2014-00473

AFFIDAVIT


The affiant, Steve Thompson, Vice President - Accounting & Finance of Kenergy Corp., P. O. Box 18, Henderson, Kentucky 42419-0018, states that for the period between November 1, 2012 through October 31, 2014, Kenergy Corp. has operated in compliance with each and every provision of the uniform adjustment clause, as prescribed in 807 KAR 5:056.

Witness my hand this 23rd day of February, 2015.



Steve Thompson
Vice President - Accounting & Finance

Subscribed and sworn before me this 23rd day of February, 2015.




Notary Public, KY State at Large

My Commission Expires 10-16-16

CASE NO. 2014-00473

VERIFICATION

I verify, state and affirm that the data request responses filed with this verification and for which I am listed as a witness are true and correct to the best of my knowledge, information and belief formed after a reasonable inquiry.




Steve Thompson, VP - Finance

STATE OF KENTUCKY

COUNTY OF: DAVIESS

The foregoing was signed, acknowledged and sworn to before me by Steve Thompson, this 23rd day of February, 2015.

My commission expires Oct. 16, 2016



Notary Public, KY. State at Large

(seal)

**KENERGY CORP.
RESPONSE TO THE COMMISSION'S
REQUEST FOR INFORMATION
CASE NO. 2014-00473**

1
2
3
4
5
6
7
8
9
10
11
12
13
14
15
16
17
18
19
20
21

Item 1) a. Provide a schedule of the calculation of the 12-month average line loss, by month, for November 2012 through October 2014.

b. Describe the measures that Kenergy has taken to reduce line loss during this period.

Response a) Item 1, page 2, contains the above referenced information.

Witness) Steve Thompson

Response b) Kenergy has continued a program of replacing deteriorated line conductor with larger conductor having better conductive properties. In addition, the purchase of more energy efficient transformers and a five (5) year cycle vegetation management program has helped to reduce system losses.

Witness) Steve Thompson

KENERGY CORP.
 12 MONTH AVERAGE LINE LOSS
 NOVEMBER 2012 THROUGH OCTOBER 2014
 CASE NO. 2014-00473 ITEM 1A
 NON-DEDICATED DELIVERY POINTS

LINE NO.	(A) MONTH	(B) KWH PURCHASES	(C) KWH SALES	(D) KWH CO-OP USE	(E) 12 MONTH KWH LINE LOSS (1)	(F) 12 MONTH LINE LOSS % (2)
1	DEC 2011	107,539,490	83,736,778	232,312		
2	JAN 2012	113,797,704	94,216,625	297,299		
3	FEB	97,670,130	105,147,289	281,977		
4	MARCH	81,561,160	99,357,924	213,225		
5	APRIL	76,111,380	81,696,280	155,731		
6	MAY	96,500,993	74,848,804	149,383		
7	JUNE	107,598,690	81,783,656	161,517		
8	JULY	136,095,885	99,348,556	178,320		
9	AUGUST	115,616,756	120,481,508	193,002		
10	SEPT	88,701,764	116,108,055	167,561		
11	OCT	80,884,780	97,752,941	144,932		
12	NOV	93,114,340	77,667,521	185,961	60,685,915	5.0775%
13	DEC	104,554,810	86,274,330	207,401	55,188,594	4.6291%
14	JAN 2013	119,239,805	94,854,988	277,288	60,012,343	5.0108%
15	FEB	103,915,907	109,397,708	304,900	61,984,778	5.1487%
16	MARCH	108,401,454	106,354,430	240,884	81,800,907	6.6465%
17	APRIL	79,782,016	97,711,207	216,696	69,395,651	5.6218%
18	MAY	84,985,000	85,364,447	148,268	47,365,130	3.8732%
19	JUNE	101,169,930	79,501,308	158,731	43,221,504	3.5530%
20	JULY	110,520,896	92,808,267	162,928	24,202,196	2.0323%
21	AUGUST	112,030,084	102,261,383	177,236	38,851,415	3.2722%
22	SEPT	95,494,851	104,079,726	191,447	57,648,945	4.8278%
23	OCT	87,183,116	100,342,949	135,890	61,366,315	5.1122%
24	NOV	99,145,400	87,617,876	182,123	57,450,858	4.7621%
25	DEC	119,798,440	91,170,342	275,594	67,730,283	5.5441%
26	JAN 2014	142,543,380	105,844,881	364,748	79,956,505	6.4224%
27	FEB	117,913,463	122,487,515	374,069	80,795,085	6.4176%
28	MARCH	103,944,390	122,863,290	259,002	59,811,043	4.7677%
29	APRIL	75,146,502	100,103,452	225,137	52,774,843	4.2224%
30	MAY	88,354,590	83,106,598	155,522	58,395,028	4.6595%
31	JUNE	104,322,938	80,322,106	153,462	60,732,507	4.8339%
32	JULY	105,959,330	94,479,452	173,380	54,489,304	4.3527%
33	AUGUST	115,093,690	100,043,830	165,938	59,781,761	4.7639%
34	SEPT	91,603,530	104,144,435	177,343	55,839,835	4.4636%
35	OCT	80,836,149	97,785,692	166,349	52,019,666	4.1794%

37 (1) sum of the most recent 12 months col. B less col. C and D
 38 (2) col. E divided by sum of the most recent 12 months col. B

**KENERGY CORP.
RESPONSE TO THE COMMISSION'S
REQUEST FOR INFORMATION
CASE NO. 2014-00473**

1
2
3
4
5
6
7
8
9
10
11
12
13
14
15
16
17
18
19
20
21

Item 2) Provide Kenergy's monthly revenue reports (monthly billing summaries) showing the total revenue collected, including adjustments under the Fuel Adjustment Clause, as reported in Kenergy's monthly filings required by the Commission from November 1, 2012 through October 31, 2014.

Response) Item 2, pages 2 – 73 of 73, contain the above referenced information.

Witness) Steve Thompson

Nov 2012

BILLS PRODUCED	55,554	NUMBER BILLED	1	...OVER CONTRACT AMOUNT...	...UNDER CONTRACT AMOUNT...
NO USAGE BILLS	2,203	KWH DOLLARS..	5,025.57		
Y/L ONLY BILLS	312	KW DOLLARS...	1,534.68		
ESTIMATED BILLS..	7857				
ESTIMATED DOLLARS	1371076.77				

KW USAGE..... 76,879.264 424,948.45
ADJUSTMENTS..... 287.040-
NET KW USAGE.... 76,592.224

Y/L KWH USAGE... 1,146,677
METER KWH USAGE. 78,828,307
TOTAL KWH USAGE. 79,974,984
ADJUSTMENTS..... 2,307,463-
NET KWH USAGE... 77,667,521

FACILITY CHARGES 743,178.00

FUEL..... ES..... UNWIND SURCR.. REBATE ADJ.... MBR RATE STBL. RER..... NSFPPA.....

ADJUSTMENTS...	313,575.82	199,138.71	401,856.16CR	507,119.13CR	
NET ADJUSTED..	8,063.80CR	5,105.59CR	9,959.80	13,212.18	
	305,512.02	194,033.12	391,896.36CR	493,906.95CR	124,954.77CR

CURRENT CHARGE.. 6,204,023.94
ADJUSTMENTS..... 167,080.45CR
NET CURRENT CHG. 6,036,943.49

MINIMUM BILL DIF
TOTAL BILLED.... 6,666,236.22

SALES TAX.....	130,355.50	TAXABLE DOLLARS EXEMPT	4,249,734.75
ADJUSTMENTS.....	3,043.28CR		
NET SALES TAX...	127,312.22		

SCHOOL TAX.....	172,170.99	596,438.88
ADJUSTMENTS.....	4,627.47CR	
NET SCHOOL TAX..	167,543.52	

2% FRANCHS.....	13,209.19	5,579,078.58
ADJUSTMENTS.....	241.21CR	
NET.....	12,967.98	

3% FRANCHS.....	201.80	6,225,227.45
ADJUSTMENTS.....	9.72CR	
NET.....	192.08	

3% FRANCHS.....	2,109.04	6,162,335.25
ADJUSTMENTS.....	21.12CR	
NET.....	2,087.92	

DISCOUNTS Primary meter
ADJUSTMENTS..... 342.07CR
NET..... 342.07CR

DISCOUNTS Primary meter 1,592.02CR
ADJUSTMENTS.....
NET..... 1,592.02CR

FUEL ADJ RATE FOR NOV 2012

0.003921533

GROSS FUEL ADJ DOLLARS BILLED	\$	313,575.82
ADJUSTMENTS	\$	(8,063.80)
COOP USE	185,961 \$	729.25
TOTAL FUEL ADJ BILLED	\$	306,241.27

Dec 2012

			...OVER CONTRACT AMOUNT...	...UNDER CONTRACT AMOUNT...
BILLS PRODUCED	55,563		NUMBER BILLED	1
NO USAGE BILLS	2,181		KWH DOLLARS..	4,685.11
Y/L ONLY BILLS	309		KW DOLLARS...	1,471.18
ESTIMATED BILLS..	7985		NUMBER BILLED	2
ESTIMATED DOLLARS	1272253.04		KWH DOLLARS..	81.78
			KW DOLLARS...	

KW USAGE.....	74,948.891	414,606.91		
ADJUSTMENTS.....				
NET KW USAGE....	74,948.891			

Y/L KWH USAGE...	1,145,279			
METER KWH USAGE.	87,302,582			
TOTAL KWH USAGE.	88,447,861			
ADJUSTMENTS.....	2,173,531-			
NET KWH USAGE...	86,274,330			

FACILITY CHARGES	743,500.00			
------------------	------------	--	--	--

	FUEL.....	ES.....	UNWIND SURCR..	REBATE ADJ....	MBR RATE STBL.	RER.....	NSFPPA.....
ADJUSTMENTS...	355,448.45	292,027.66	443,410.64CR		646,638.15CR		
NET ADJUSTED..	8,181.14CR	5,701.62CR	10,325.68		13,984.89		
	347,267.31	286,326.04	433,084.96CR		632,653.26CR		136,527.55CR

CURRENT CHARGE..	6,789,929.02			
ADJUSTMENTS.....	154,213.12CR			
NET CURRENT CHG.	6,635,715.90			

MINIMUM BILL DIF				
TOTAL BILLED....	7,265,589.09			

		TAXABLE DOLLARS EXEMPT	
SALES TAX.....	129,609.33	4,862,336.06	
ADJUSTMENTS.....	2,930.47CR		
NET SALES TAX...	126,678.86		

SCHOOL TAX.....	187,848.29	658,406.01	
ADJUSTMENTS.....	4,333.78CR		
NET SCHOOL TAX..	183,514.51		

2% FRANCHS.....	13,152.48	6,166,629.51	
ADJUSTMENTS.....	292.45CR		
NET.....	12,860.03		

3% FRANCHS.....	202.86	6,809,750.56	
ADJUSTMENTS.....	1.53CR		
NET.....	201.33		

3% FRANCHS.....	2,086.59	6,747,667.82	
ADJUSTMENTS.....	127.90CR		
NET.....	1,958.69		

DISCOUNTS Primary meter	1,667.47CR	
ADJUSTMENTS.....		
NET.....	1,667.47CR	

DISCOUNTS Primary meter	3,957.70CR	
ADJUSTMENTS.....		
NET.....	3,957.70CR	

FUEL ADJ RATE FOR DEC 2012

0.004018864

GROSS FUEL ADJ DOLLARS BILLED	\$	355,448.45
ADJUSTMENTS	\$	(8,181.14)
COOP USE	207,401 \$	833.52
TOTAL FUEL ADJ BILLED	\$	348,100.83

Jan 2013

			BILLS PRODUCED 55,605	...OVER CONTRACT AMOUNT...	...UNDER CONTRACT AMOUNT...
			NO USAGE BILLS 2,307	NUMBER BILLED 1	NUMBER BILLED 1
			Y/L ONLY BILLS 309	KWH DOLLARS.. 35.64	KWH DOLLARS.. 48.00
			ESTIMATED BILLS.. 8249	KW DOLLARS...	KW DOLLARS...
			ESTIMATED DOLLARS 1349338.85		
KW USAGE.....	73,427.904	404,405.24			
ADJUSTMENTS.....					
NET KW USAGE....	73,427.904				
Y/L KWH USAGE...	1,149,252				
METER KWH USAGE.	95,490,121				
TOTAL KWH USAGE.	96,639,373				
ADJUSTMENTS.....	1,784,385-				
NET KWH USAGE...	94,854,988				
FACILITY CHARGES	743,962.00				
	FUEL.....	ES.....	UNWIND SURCR..	REBATE ADJ....	MBR RATE STBL.
					RER.....
					NSFPPA.....
ADJUSTMENTS...	392,851.68	276,985.86	461,876.68CR	671,883.93CR	
NET ADJUSTED..	6,981.11CR	5,108.96CR	8,574.01	12,138.77	
	385,870.57	271,876.90	453,302.67CR	659,745.16CR	145,808.30CR
CURRENT CHARGE..	7,385,049.09				
ADJUSTMENTS.....	126,896.77CR				
NET CURRENT CHG.	7,258,152.32				
MINIMUM BILL DIF					
TOTAL BILLED....	7,876,023.79				
		TAXABLE DOLLARS EXEMPT			
SALES TAX.....	130,500.11	5,456,941.70			
ADJUSTMENTS.....	2,360.14CR				
NET SALES TAX...	128,139.97				
SCHOOL TAX.....	201,629.04	794,631.79			
ADJUSTMENTS.....	3,372.14CR				
NET SCHOOL TAX..	198,256.90				
2% FRANCHS.....	13,213.04	6,758,997.56			
ADJUSTMENTS.....	186.01CR				
NET.....	13,027.03				
3% FRANCHS.....	234.86	7,404,065.14			
ADJUSTMENTS.....	.99CR				
NET.....	233.87				
3% FRANCHS.....	2,142.53	7,341,159.24			
ADJUSTMENTS.....	34.12CR				
NET.....	2,108.41				
DISCOUNTS Primary meter	1,798.60CR				
ADJUSTMENTS.....					
NET.....	1,798.60CR				
DISCOUNTS Primary meter	3,680.70CR				
ADJUSTMENTS.....					
NET.....	3,680.70CR				

FUEL ADJ RATE FOR JAN 2013

0.004065604

GROSS FUEL ADJ DOLLARS BILLED	\$	392,851.68
ADJUSTMENTS	\$	(6,981.11)
COOP USE	277,288 \$	1,127.34
TOTAL FUEL ADJ BILLED	\$	386,997.91

Feb 2013

			...OVER CONTRACT AMOUNT...	...UNDER CONTRACT AMOUNT...
BILLS PRODUCED	55,615		NUMBER BILLED 1	NUMBER BILLED 1
NO USAGE BILLS	2,375		KWH DOLLARS.. 50.22	KWH DOLLARS.. 48.00
Y/L ONLY BILLS	310		KW DOLLARS...	KW DOLLARS...
ESTIMATED BILLS..	7644			
ESTIMATED DOLLARS	1286264.63			
KW USAGE.....	73,216.215	407,445.78		
ADJUSTMENTS.....	154.800-			
NET KW USAGE....	73,061.415			
Y/L KWH USAGE...	1,147,881			
METER KWH USAGE.	109,652,666			
TOTAL KWH USAGE.	110,800,547			
ADJUSTMENTS.....	1,402,839-			
NET KWH USAGE...	109,397,708			
FACILITY CHARGES	744,142.00			
	FUEL.....	ES.....	UNWIND SURCR..	REBATE ADJ....
			MBR RATE STBL.	RER.....
				NSFPPA.....
ADJUSTMENTS...	236,102.19	271,806.78	435,022.28CR	510,795.52CR
NET ADJUSTED..	4,553.92CR	3,755.07CR	6,238.94	8,306.73
	231,548.27	268,051.71	428,783.34CR	502,488.79CR
				138,235.99CR
CURRENT CHARGE..	8,525,393.72			
ADJUSTMENTS.....	100,677.94CR			
NET CURRENT CHG.	8,424,715.78			
MINIMUM BILL DIF				
TOTAL BILLED....	9,057,883.21			
SALES TAX.....	139,909.40	TAXABLE DOLLARS EXEMPT		
ADJUSTMENTS.....	1,904.40CR	6,470,918.80		
NET SALES TAX...	138,005.00			
SCHOOL TAX.....	233,167.79	882,215.06		
ADJUSTMENTS.....	2,909.94CR			
NET SCHOOL TAX..	230,257.85			
2% FRANCHS.....	13,885.58	7,864,037.58		
ADJUSTMENTS.....	184.38CR			
NET.....	13,701.20			
3% FRANCHS.....	235.56	8,542,650.16		
ADJUSTMENTS.....	.12CR			
NET.....	235.44			
3% FRANCHS.....	2,204.81	8,477,804.11		
ADJUSTMENTS.....	18.39CR			
NET.....	2,186.42			
DISCOUNTS Primary meter	1,771.29CR			
ADJUSTMENTS.....				
NET.....	1,771.29CR			
DISCOUNTS Primary meter	3,738.80CR			
ADJUSTMENTS.....				
NET.....	3,738.80CR			

FUEL ADJ RATE FOR FEB 2013

0.002130785

GROSS FUEL ADJ DOLLARS BILLED	\$	236,102.19
ADJUSTMENTS	\$	(4,553.92)
COOP USE	304,900 \$	649.68
TOTAL FUEL ADJ BILLED	\$	232,197.95

March 2013

				...OVER CONTRACT AMOUNT...	...UNDER CONTRACT AMOUNT...
BILLS PRODUCED	55,627		NUMBER BILLED	1	NUMBER BILLED
NO USAGE BILLS	2,455		KWH DOLLARS..	52.35	KWH DOLLARS..
Y/L ONLY BILLS	310		KW DOLLARS...		KW DOLLARS...
ESTIMATED BILLS..	7918				
ESTIMATED DOLLARS	1426062.53				

KW USAGE.....	72,493.054	405,889.08			
ADJUSTMENTS.....					
NET KW USAGE....	72,493.054				

Y/L KWH USAGE...	1,146,488				
METER KWH USAGE.	107,389,916				
TOTAL KWH USAGE.	108,536,404				
ADJUSTMENTS.....	2,181,974-				
NET KWH USAGE...	106,354,430				

FACILITY CHARGES	744,497.00				
------------------	------------	--	--	--	--

FUEL.....	ES.....	UNWIND SURCR..	REVREC ADJ....	MBR RATE STBL.	RER.....	NSFPPA.....
ADJUSTMENTS...	257,698.53	287,952.69	349,604.77CR	167,925.56	646,310.77CR	
NET ADJUSTED..	6,404.22CR	5,706.46CR	8,849.07	924.77CR	12,631.44	
	251,294.31	282,246.23	340,755.70CR	167,000.79	633,679.33CR	142,682.43CR

CURRENT CHARGE..	8,509,302.97				
ADJUSTMENTS.....	157,556.79CR				
NET CURRENT CHG.	8,351,746.18				

MINIMUM BILL DIF					
TOTAL BILLED....	9,039,921.99				

SALES TAX.....	134,834.48	TAXABLE DOLLARS EXEMPT	6,539,567.16		
ADJUSTMENTS.....	2,407.48CR				
NET SALES TAX...	132,427.00				

SCHOOL TAX.....	234,035.92	841,370.13			
ADJUSTMENTS.....	4,489.43CR				
NET SCHOOL TAX..	229,546.49				

2% FRANCHS.....	13,585.37	7,862,462.24			
ADJUSTMENTS.....	576.91CR				
NET.....	13,008.46				

3% FRANCHS.....	217.77	8,526,576.47			
ADJUSTMENTS.....	1.26CR				
NET.....	216.51				

3% FRANCHS.....	2,413.73	8,454,186.15			
ADJUSTMENTS.....	48.30CR				
NET.....	2,365.43				

DISCOUNTS Primary meter	1,773.59CR				
ADJUSTMENTS.....					
NET.....	1,773.59CR				

DISCOUNTS Primary meter	3,845.60CR				
ADJUSTMENTS.....					
NET.....	3,845.60CR				

FUEL ADJ RATE FOR MARCH 2013

0.002374044

GROSS FUEL ADJ DOLLARS BILLED	\$	257,698.53
ADJUSTMENTS	\$	(6,404.22)
COOP USE	240,884 \$	571.87
TOTAL FUEL ADJ BILLED	\$	251,866.18

April 2013

KW USAGE..... 71,997.387 403,269.00
ADJUSTMENTS..... 118.390-
NET KW USAGE.... 71,878.997

BILLS PRODUCED 55,628
NO USAGE BILLS 2,499
Y/L ONLY BILLS 310
ESTIMATED BILLS.. 7822
ESTIMATED DOLLARS 1362922.93

...OVER CONTRACT AMOUNT...
NUMBER BILLED 0
KWH DOLLARS..
KW DOLLARS...
...UNDER CONTRACT AMOUNT...
NUMBER BILLED 2
KWH DOLLARS.. 81.78
KW DOLLARS...

Y/L KWH USAGE... 1,144,332
METER KWH USAGE. 98,104,987
TOTAL KWH USAGE. 99,249,319
ADJUSTMENTS..... 1,538,112-
NET KWH USAGE... 97,711,207

FACILITY CHARGES 744,681.00

FUEL..... ES..... UNWIND SURCR.. REVREC ADJ.... MBR RATE STBL. RER..... NSFPPA.....
ADJUSTMENTS... 344,561.47 283,214.73 309,650.31CR 153,849.46 719,902.17CR
NET ADJUSTED.. 4,657.40CR 4,190.44CR 5,464.02 1,651.03CR 9,850.15
339,904.07 279,024.29 304,186.29CR 152,198.43 710,052.02CR 127,665.16CR

CURRENT CHARGE.. 7,862,733.88
ADJUSTMENTS..... 113,569.82CR
NET CURRENT CHG. 7,749,164.06

MINIMUM BILL DIF
TOTAL BILLED.... 8,366,676.51

SALES TAX..... 126,393.57 TAXABLE DOLLARS EXEMPT 6,014,809.71
ADJUSTMENTS..... 2,035.90CR
NET SALES TAX... 124,357.67

SCHOOL TAX..... 216,390.40 783,387.21
ADJUSTMENTS..... 3,221.64CR
NET SCHOOL TAX.. 213,168.76

2% FRANCHS..... 12,618.62 7,264,420.12
ADJUSTMENTS..... 142.01CR
NET..... 12,476.61

3% FRANCHS..... 210.75 7,880,199.49
ADJUSTMENTS..... 4.81CR
NET..... 205.94

3% FRANCHS..... 2,215.48 7,814,189.55
ADJUSTMENTS..... 51.80CR
NET..... 2,163.68

DISCOUNTS Primary meter 1,760.48CR
ADJUSTMENTS.....
NET..... 1,760.48CR

DISCOUNTS Primary meter 3,824.80CR
ADJUSTMENTS.....
NET..... 3,824.80CR

FUEL ADJ RATE FOR APRIL 2013

0.003471921

GROSS FUEL ADJ DOLLARS BILLED	\$	344,561.47
ADJUSTMENTS	\$	(4,657.40)
COOP USE	216,696 \$	752.35
TOTAL FUEL ADJ BILLED	\$	340,656.42

May 2013

			BILLS PRODUCED	55,618	...OVER CONTRACT AMOUNT...	0	...UNDER CONTRACT AMOUNT...	
			NO USAGE BILLS	2,383	NUMBER BILLED	0	NUMBER BILLED	2
			Y/L ONLY BILLS	307	KWH DOLLARS..		KWH DOLLARS..	81.78
			ESTIMATED BILLS..	8197	KW DOLLARS...		KW DOLLARS...	
			ESTIMATED DOLLARS	1373479.69				
KW USAGE.....	75,940.562	421,306.85						
ADJUSTMENTS.....	8.238-							
NET KW USAGE....	75,932.324							
Y/L KWH USAGE...	1,144,048							
METER KWH USAGE.	86,386,947							
TOTAL KWH USAGE.	87,530,995							
ADJUSTMENTS.....	2,166,548-							
NET KWH USAGE...	85,364,447							
FACILITY CHARGES	744,587.00							
	FUEL.....	ES.....	UNWIND SURCR..	REVREC ADJ....	MBR RATE STBL.	RER.....	NSFPPA.....	
	ADJUSTMENTS...	358,761.72	246,670.29	332,286.32CR	135,684.86	692,230.44CR		
	NET ADJUSTED..	7,612.37CR	6,069.81CR	8,025.74	2,571.22CR	15,271.37		
		351,149.35	240,600.48	324,260.58CR	133,113.64	676,959.07CR	132,373.60CR	
	CURRENT CHARGE..	6,906,998.63						
	ADJUSTMENTS.....	158,189.14CR						
	NET CURRENT CHG.	6,748,809.49						
	MINIMUM BILL DIF							
	TOTAL BILLED....	7,385,914.71						
			TAXABLE DOLLARS EXEMPT					
	SALES TAX.....	123,489.43	5,085,889.67					
	ADJUSTMENTS.....	3,048.87CR						
	NET SALES TAX...	120,440.56						
	SCHOOL TAX.....	192,315.88	631,900.86					
	ADJUSTMENTS.....	4,339.16CR						
	NET SCHOOL TAX..	187,976.72						
	2% FRANCHS.....	13,379.83	6,272,441.23					
	ADJUSTMENTS.....	201.37CR						
	NET.....	13,178.46						
	3% FRANCHS.....	198.86	6,926,566.68					
	ADJUSTMENTS.....							
	NET.....	198.86						
	3% FRANCHS.....	2,260.69	6,858,650.12					
	ADJUSTMENTS.....	17.86CR						
	NET.....	2,242.83						
	DISCOUNTS Primary meter	1,563.14CR						
	ADJUSTMENTS.....							
	NET.....	1,563.14CR						
	DISCOUNTS Primary meter	3,923.40CR						
	ADJUSTMENTS.....							
	NET.....	3,923.40CR						

FUEL ADJ RATE FOR MAY 2013

0.004098505

GROSS FUEL ADJ DOLLARS BILLED	\$	358,761.72
ADJUSTMENTS	\$	(7,612.37)
COOP USE	148,268 \$	607.68
TOTAL FUEL ADJ BILLED	\$	351,757.03

June 2013

KW USAGE..... 74,222.149 408,878.66
ADJUSTMENTS..... 689.000
NET KW USAGE.... 74,911.149

Y/L KWH USAGE... 1,141,681
METER KWH USAGE. 79,939,102
TOTAL KWH USAGE. 81,080,783
ADJUSTMENTS..... 1,579,475-
NET KWH USAGE... 79,501,308

FACILITY CHARGES 744,087.00

	FUEL.....	ES.....	UNWIND SURCR..	REVREC ADJ....	MBR RATE STBL.	RER.....	NSFPPA.....
ADJUSTMENTS...	279,064.58	232,973.14	288,842.08CR	125,688.21	588,096.28CR		
NET ADJUSTED..	5,890.89CR	4,472.42CR	5,792.78	2,327.48CR	11,806.29		
	273,173.69	228,500.72	283,049.30CR	123,360.73	576,289.99CR		115,343.32CR

CURRENT CHARGE.. 6,466,029.60
ADJUSTMENTS..... 116,575.97CR
NET CURRENT CHG. 6,349,453.63

MINIMUM BILL DIF
TOTAL BILLED.... 6,931,791.03

		TAXABLE DOLLARS EXEMPT
SALES TAX.....	123,114.59	4,638,267.04
ADJUSTMENTS.....	902.93CR	
NET SALES TAX...	122,211.66	

SCHOOL TAX.....	179,353.19	622,086.08
ADJUSTMENTS.....	4,574.83CR	
NET SCHOOL TAX..	174,778.36	

2% FRANCHS.....	14,091.46	5,795,156.84
ADJUSTMENTS.....	166.40CR	
NET.....	13,925.06	

3% FRANCHS.....	257.45	6,482,839.16
ADJUSTMENTS.....	.07CR	
NET.....	257.38	

3% FRANCHS.....	2,322.81	6,414,807.97
ADJUSTMENTS.....	33.24CR	
NET.....	2,289.57	

DISCOUNTS Primary meter	1,617.43CR
ADJUSTMENTS.....	
NET.....	1,617.43CR

DISCOUNTS Primary meter	4,074.60CR
ADJUSTMENTS.....	386.26
NET.....	3,688.34CR

	...OVER CONTRACT AMOUNT...	...UNDER CONTRACT AMOUNT...
BILLS PRODUCED	55,618	NUMBER BILLED 0
NO USAGE BILLS	2,319	KWH DOLLARS.. 2
Y/L ONLY BILLS	306	KW DOLLARS... 81.78
ESTIMATED BILLS..	8171	
ESTIMATED DOLLARS	1177403.57	

FUEL ADJ RATE FOR JUNE 2013

0.003442000

GROSS FUEL ADJ DOLLARS BILLED	\$	279,064.58
ADJUSTMENTS	\$	(5,890.89)
COOP USE	158,731 \$	546.35
TOTAL FUEL ADJ BILLED	\$	273,720.04

July 2013

			...OVER CONTRACT AMOUNT...	...UNDER CONTRACT AMOUNT...
BILLS PRODUCED	55,670		NUMBER BILLED 0	NUMBER BILLED 2
NO USAGE BILLS	2,313		KWH DOLLARS..	KWH DOLLARS.. 81.78
Y/L ONLY BILLS	307		KW DOLLARS...	KW DOLLARS...
ESTIMATED BILLS..	8715			
ESTIMATED DOLLARS	1319461.48			
KW USAGE.....	75,654.051	417,966.77		
ADJUSTMENTS.....	7.851			
NET KW USAGE....	75,661.902			
Y/L KWH USAGE...	1,141,259			
METER KWH USAGE.	93,555,185			
TOTAL KWH USAGE.	94,696,444			
ADJUSTMENTS.....	1,888,177-			
NET KWH USAGE...	92,808,267			
FACILITY CHARGES	744,922.00			
FUEL.....	ES.....	UNWIND SURCR..	REVREC ADJ....	MBR RATE STBL. RER.....
				NSFPPA.....
ADJUSTMENTS...	423,981.09	316,101.70	396,657.60CR	95,793.35
NET ADJUSTED..	7,116.76CR	5,640.70CR	7,162.04	844,566.16CR
	416,864.33	310,461.00	389,495.56CR	2,414.90CR
				14,529.54
				830,036.62CR
				157,369.77CR
CURRENT CHARGE..	7,264,397.46			
ADJUSTMENTS.....	137,149.41CR			
NET CURRENT CHG.	7,127,248.05			
MINIMUM BILL DIF				
TOTAL BILLED....	7,764,430.65			
SALES TAX.....	133,554.09	TAXABLE DOLLARS EXEMPT		
ADJUSTMENTS.....	1,936.84CR	5,287,720.29		
NET SALES TAX...	131,617.25			
SCHOOL TAX.....	201,728.29	672,216.93		
ADJUSTMENTS.....	3,716.56CR			
NET SCHOOL TAX..	198,011.73			
2% FRANCHS.....	16,398.04	6,478,341.25		
ADJUSTMENTS.....	229.72CR			
NET.....	16,168.32			
3% FRANCHS.....	280.75	7,280,657.20		
ADJUSTMENTS.....	3.29CR			
NET.....	277.46			
3% FRANCHS.....	2,564.36	7,205,341.62		
ADJUSTMENTS.....	17.54CR			
NET.....	2,546.82			
DISCOUNTS Primary meter	1,582.85CR			
ADJUSTMENTS.....				
NET.....	1,582.85CR			
DISCOUNTS Primary meter	4,304.40CR			
ADJUSTMENTS.....				
NET.....	4,304.40CR			

FUEL ADJ RATE FOR JULY 2013

0.004477710

GROSS FUEL ADJ DOLLARS BILLED	\$	423,981.09
ADJUSTMENTS	\$	(7,116.76)
COOP USE	162,928 \$	729.54
TOTAL FUEL ADJ BILLED	\$	417,593.87

Aug 2013

KW USAGE..... 76,980.811 423,474.39
ADJUSTMENTS..... 148.983-
NET KW USAGE.... 76,831.828

BILLS PRODUCED 55,659
NO USAGE BILLS 2,237
Y/L ONLY BILLS 306
ESTIMATED BILLS.. 8437
ESTIMATED DOLLARS 1417133.70

...OVER CONTRACT AMOUNT...
NUMBER BILLED 0
KWH DOLLARS..
KW DOLLARS...
...UNDER CONTRACT AMOUNT...
NUMBER BILLED 2
KWH DOLLARS.. 81.78
KW DOLLARS...

Y/L KWH USAGE... 1,138,911
METER KWH USAGE. 102,850,191
TOTAL KWH USAGE. 103,989,102
ADJUSTMENTS..... 1,727,719-
NET KWH USAGE... 102,261,383

FACILITY CHARGES 744,917.00

	FUEL.....	ES.....	UNWIND SURCR..	REVREC ADJ....	MBR RATE STBL.	RER.....	NSFPPA.....
ADJUSTMENTS...	369,536.22	301,958.07	342,545.83CR	6.97	762,260.90CR		
NET ADJUSTED..	6,674.91CR	5,264.62CR	6,386.88	1,256.05CR	13,602.08		
	362,861.31	296,693.45	336,158.95CR	1,249.08CR	748,658.82CR		137,288.70CR

CURRENT CHARGE.. 7,986,513.52
ADJUSTMENTS..... 125,850.47CR
NET CURRENT CHG. 7,860,663.05

MINIMUM BILL DIF
TOTAL BILLED.... 8,521,199.36

SALES TAX..... 145,062.28 TAXABLE DOLLARS EXEMPT
ADJUSTMENTS..... 1,809.09CR 5,840,792.71
NET SALES TAX... 143,253.19

SCHOOL TAX..... 223,127.36 680,879.88
ADJUSTMENTS..... 3,309.57CR
NET SCHOOL TAX.. 219,817.79

2% FRANCHS..... 17,707.03 7,137,465.37
ADJUSTMENTS..... 163.58CR
NET..... 17,543.45

3% FRANCHS..... 311.28 8,001,651.92
ADJUSTMENTS..... 1.29CR
NET..... 309.99

3% FRANCHS..... 2,665.00 7,924,003.38
ADJUSTMENTS..... 23.84CR
NET..... 2,641.16

DISCOUNTS Primary meter 1,736.67CR
ADJUSTMENTS.....
NET..... 1,736.67CR

DISCOUNTS Primary meter 4,279.20CR
ADJUSTMENTS.....
NET..... 4,279.20CR

FUEL ADJ RATE FOR AUGUST 2013

0.003553455

GROSS FUEL ADJ DOLLARS BILLED	\$	369,536.22
ADJUSTMENTS	\$	(6,674.91)
COOP USE	177,236 \$	629.80
TOTAL FUEL ADJ BILLED	\$	363,491.11

Sept 2013

			BILLS PRODUCED 55,674	...OVER CONTRACT AMOUNT...	NUMBER BILLED 0	...UNDER CONTRACT AMOUNT...	NUMBER BILLED 2
			NO USAGE BILLS 2,280		KWH DOLLARS..		KWH DOLLARS.. 80.21
			Y/L ONLY BILLS 305		KW DOLLARS...		KW DOLLARS...
			ESTIMATED BILLS.. 8008				
			ESTIMATED DOLLARS 1438508.46				
KW USAGE.....	78,540.924	438,030.91					
ADJUSTMENTS.....	266.800-						
NET KW USAGE....	78,274.124						
Y/L KWH USAGE...	1,133,668						
METER KWH USAGE.	104,830,508						
TOTAL KWH USAGE.	105,964,176						
ADJUSTMENTS.....	1,884,450-						
NET KWH USAGE...	104,079,726						
FACILITY CHARGES	765,669.72						
	FUEL.....	ES.....	UNWIND SURCR..	REVREC ADJ....	MBR RATE STBL.	RER.....	NSFPPA.....
	286,350.12	263,394.80	306,097.95CR		531,651.76CR		
ADJUSTMENTS...	6,259.35CR	5,236.36CR	6,159.75	662.72CR	12,468.69		
NET ADJUSTED..	280,090.77	258,158.44	299,938.20CR	662.72CR	519,183.07CR		125,316.72CR
CURRENT CHARGE..	8,472,216.31						
ADJUSTMENTS.....	139,722.49CR						
NET CURRENT CHG.	8,332,493.82						
MINIMUM BILL DIF							
TOTAL BILLED....	9,032,750.73						
		TAXABLE DOLLARS EXEMPT					
SALES TAX.....	151,143.71	6,239,462.21					
ADJUSTMENTS.....	1,759.73CR						
NET SALES TAX...	149,383.98						
SCHOOL TAX.....	236,103.31	739,785.40					
ADJUSTMENTS.....	3,864.57CR						
NET SCHOOL TAX..	232,238.74						
2% FRANCHS.....	18,375.72	7,590,715.33					
ADJUSTMENTS.....	131.62CR						
NET.....	18,244.10						
3% FRANCHS.....	339.66	8,486,602.26					
ADJUSTMENTS.....	1.06CR						
NET.....	338.60						
3% FRANCHS.....	2,934.90	8,400,904.88					
ADJUSTMENTS.....	8.10CR						
NET.....	2,926.80						
DISCOUNTS Primary meter		14.66CR					
ADJUSTMENTS.....							
NET.....		14.66CR					
DISCOUNTS Primary meter		522.91CR					
ADJUSTMENTS.....							
NET.....		522.91CR					

FUEL ADJ RATE FOR SEPT 2013

0.002702276

GROSS FUEL ADJ DOLLARS BILLED	\$	286,350.12
ADJUSTMENTS	\$	(6,259.35)
COOP USE	191,447 \$	517.34
TOTAL FUEL ADJ BILLED	\$	280,608.11

Oct 2013

			..OVER CONTRACT AMOUNT...	...UNDER CONTRACT AMOUNT...
BILLS PRODUCED	55,677		NUMBER BILLED	0
NO USAGE BILLS	2,213		KWH DOLLARS..	
Y/L ONLY BILLS	305		KW DOLLARS...	
ESTIMATED BILLS..	8404		NUMBER BILLED	2
ESTIMATED DOLLARS	1746273.06		KWH DOLLARS..	75.98
			KW DOLLARS...	

KW USAGE..... 82,856.820 526,416.10
ADJUSTMENTS..... 22.858-
NET KW USAGE.... 82,833.962

Y/L KWH USAGE... 1,132,432
METER KWH USAGE. 101,838,346
TOTAL KWH USAGE. 102,970,778
ADJUSTMENTS..... 2,627,829-
NET KWH USAGE... 100,342,949

FACILITY CHARGES 881,745.26

	FUEL.....	ES.....	UNWIND SURCR..	REVREC ADJ....	MBR RATE STBL.	RER.....	NSFPPA.....
ADJUSTMENTS...	347,325.32	324,775.86	337,276.76CR		658,310.84CR		
NET ADJUSTED..	8,533.44CR	7,534.76CR	8,463.09	563.14CR	16,454.95		3,421.40
	338,791.88	317,241.10	328,813.67CR	563.14CR	641,855.89CR		132,767.21CR

CURRENT CHARGE.. 9,532,300.98
ADJUSTMENTS..... 209,137.12CR
NET CURRENT CHG. 9,323,163.86

MINIMUM BILL DIF
TOTAL BILLED.... 10,172,178.61

SALES TAX.....	171,218.44	TAXABLE DOLLARS EXEMPT	7,002,229.31
ADJUSTMENTS.....	2,426.21CR		
NET SALES TAX...	168,792.23		

SCHOOL TAX.....	268,567.06	739,526.35
ADJUSTMENTS.....	5,798.60CR	
NET SCHOOL TAX..	262,768.46	

2% FRANCHS.....	22,076.87	8,467,679.85
ADJUSTMENTS.....	331.82CR	
NET.....	21,745.05	

3% FRANCHS.....	309.71	9,548,782.94
ADJUSTMENTS.....	6.86CR	
NET.....	302.85	

3% FRANCHS.....	3,016.02	9,459,522.17
ADJUSTMENTS.....	144.30CR	
NET.....	2,871.72	

DISCOUNTS Primary meter	14.04CR
ADJUSTMENTS.....	
NET.....	14.04CR

DISCOUNTS Primary meter	1,006.37CR
ADJUSTMENTS.....	
NET.....	1,006.37CR

FUEL ADJ RATE FOR OCT 2013

0.003372748

GROSS FUEL ADJ DOLLARS BILLED	\$	347,325.32
ADJUSTMENTS	\$	(8,533.44)
COOP USE	135,890 \$	458.32
TOTAL FUEL ADJ BILLED	\$	339,250.20

NOV 30, 2013 22:00

KENERGY CORPORATION

BI-MESALRPT

PAGE 1

SECTION: GRAND TOTALS/BY CYCLE
REVENUE MO/YR: 11/2013 / FROM: 03-NOV-2013 01:00:02 / TO: 30-NOV-2013 22:00:47 / TYPE SERVICE: KNRGY / SYSTEM: MONTH END CLOSING

CATEGORY: ALL CYCLES

GL-ALIAS

DETAIL AMOUNT

TOTAL AMOUNT

* - APPLIED TO CAPITAL CREDITS
- APPLIED TO TVA

BEGINNING BALANCE FROM LAST MONTH

4,893,835.17

ALL REVENUE CLASSES

0011.000*#	TAXABLE FUEL ADJUSTMENT CLAUSE	246,517.95	
0011.000*#	TAXABLE FUEL ADJUSTMENT CLAUSE ADJUST	2,137.19-	
0011.000*#	NONTAXABLE FUEL ADJUSTMENT CLAUSE	2,354.59	
0011.000*#	NONTAXABLE FUEL ADJUSTMENT CLAUSE ADJUST	0.00	246,735.35
0012.000*#	TAXABLE ENVIRONMENTAL SURCHARGE	336,170.68	
0012.000*#	TAXABLE ENVIRONMENTAL SURCHARGE ADJUST	2,906.92-	
0012.000*#	NONTAXABLE ENVIRONMENTAL SURCHARGE	3,210.92	
0012.000*#	NONTAXABLE ENVIRONMENTAL SURCHARGE ADJUST	0.00	336,474.68
0013.000*#	TAXABLE UNWIND SURCREDIT ADJ	311,838.68-	
0013.000*#	TAXABLE UNWIND SURCREDIT ADJ ADJUST	2,698.59	
0013.000*#	NONTAXABLE UNWIND SURCREDIT ADJ	2,978.49-	
0013.000*#	NONTAXABLE UNWIND SURCREDIT ADJ ADJUST	0.00	312,118.58-
0014.000*#	TAXABLE MBR RATE STABILIZATION	574,793.00-	
0014.000*#	TAXABLE MBR RATE STABILIZATION ADJUST	4,975.44	
0014.000*#	NONTAXABLE MBR RATE STABILIZATION	5,490.04-	
0014.000*#	NONTAXABLE MBR RATE STABILIZATION ADJUST	0.00	575,307.60-
0015.000*#	TAXABLE NON FAC PA RIDER	37,733.89-	
0015.000*#	TAXABLE NON FAC PA RIDER ADJUST	331.47	
0015.000*#	NONTAXABLE NON FAC PA RIDER	360.41-	
0015.000*#	NONTAXABLE NON FAC PA RIDER ADJUST	0.00	37,762.83-
0061.000*#	TAXABLE FUEL ADJ CLAUSE-LIGHT	3,197.59	
0061.000*#	TAXABLE FUEL ADJ CLAUSE-LIGHT ADJUST	0.14-	
0061.000*#	NONTAXABLE FUEL ADJ CLAUSE-LIGHT	3.25	
0061.000*#	NONTAXABLE FUEL ADJ CLAUSE-LIGHT ADJUST	0.00	3,200.70
0062.000*#	TAXABLE ENVIRONMENTAL SURCHG(LGHT	4,328.84	
0062.000*#	TAXABLE ENVIRONMENTAL SURCHG(LGHT ADJUST	0.13-	
0062.000*#	NONTAXABLE ENVIRONMENTAL SURCHG(LGHT	4.45	
0062.000*#	NONTAXABLE ENVIRONMENTAL SURCHG(LGHT ADJUST	0.00	4,333.16
0063.000*#	TAXABLE SURCREDIT (LIGHT)	4,017.52-	
0063.000*#	TAXABLE SURCREDIT (LIGHT) ADJUST	0.14	
0063.000*#	NONTAXABLE SURCREDIT (LIGHT)	4.10-	
0063.000*#	NONTAXABLE SURCREDIT (LIGHT) ADJUST	0.00	4,021.48-
0064.000*#	TAXABLE MBR RATE STAB MECH(LIGHT)	7,494.49-	
0064.000*#	TAXABLE MBR RATE STAB MECH(LIGHT) ADJUST	0.27	
0064.000*#	NONTAXABLE MBR RATE STAB MECH(LIGHT)	7.65-	
0064.000*#	NONTAXABLE MBR RATE STAB MECH(LIGHT) ADJUST	0.00	7,501.87-
0065.000*#	TAXABLE NON FAC PA RIDER	486.34-	

FUEL ADJ RATE FOR NOV 2013

0.002852152

GROSS FUEL ADJ DOLLARS BILLED	\$	252,073.38
ADJUSTMENTS	\$	(2,137.33)
COOP USE	182,123 \$	519.44
TOTAL FUEL ADJ BILLED	\$	250,455.49

DEC 31, 2013 21:30

KENERGY CORPORATION

BI-MESALRPT

PAGE 1

SECTION: GRAND TOTALS/BY CYCLE
REVENUE MO/YR: 12/2013 / FROM: 30-NOV-2013 22:00:47 / TO: 31-DEC-2013 21:30:36 / TYPE SERVICE: KNRGY / SYSTEM: MONTH END CLOSING

CATEGORY: ALL CYCLES

GL-ALIAS

DETAIL AMOUNT

TOTAL AMOUNT

* - APPLIED TO CAPITAL CREDITS
- APPLIED TO TVA

BEGINNING BALANCE FROM LAST MONTH

4,749,904.24

ALL REVENUE CLASSES

0011.000*# TAXABLE FUEL ADJUSTMENT CLAUSE	294,186.80	
0011.000*# TAXABLE FUEL ADJUSTMENT CLAUSE ADJUST	2,202.62-	
0011.000*# NONTAXABLE FUEL ADJUSTMENT CLAUSE	2,458.32	
0011.000*# NONTAXABLE FUEL ADJUSTMENT CLAUSE ADJUST	0.00	294,442.50
0012.000*# TAXABLE ENVIRONMENTAL SURCHARGE	306,389.23	
0012.000*# TAXABLE ENVIRONMENTAL SURCHARGE ADJUST	2,440.82-	
0012.000*# NONTAXABLE ENVIRONMENTAL SURCHARGE	2,560.30	
0012.000*# NONTAXABLE ENVIRONMENTAL SURCHARGE ADJUST	0.00	306,508.71
0013.000*# TAXABLE UNWIND SURCREDIT ADJ	256,309.80-	
0013.000*# TAXABLE UNWIND SURCREDIT ADJ ADJUST	82,467.96-	
0013.000*# NONTAXABLE UNWIND SURCREDIT ADJ	2,852.72-	
0013.000*# NONTAXABLE UNWIND SURCREDIT ADJ ADJUST	0.00	341,630.48-
0014.000*# TAXABLE MBR RATE STABILIZATION	591,408.28-	
0014.000*# TAXABLE MBR RATE STABILIZATION ADJUST	4,576.73	
0014.000*# NONTAXABLE MBR RATE STABILIZATION	4,942.03-	
0014.000*# NONTAXABLE MBR RATE STABILIZATION ADJUST	0.00	591,773.58-
0015.000*# TAXABLE NON FAC PA RIDER	48,189.92-	
0015.000*# TAXABLE NON FAC PA RIDER ADJUST	353.79	
0015.000*# NONTAXABLE NON FAC PA RIDER	402.69-	
0015.000*# NONTAXABLE NON FAC PA RIDER ADJUST	0.00	48,238.82-
0061.000*# TAXABLE FUEL ADJ CLAUSE-LIGHT	3,708.65	
0061.000*# TAXABLE FUEL ADJ CLAUSE-LIGHT ADJUST	23.32-	
0061.000*# NONTAXABLE FUEL ADJ CLAUSE-LIGHT	3.75	
0061.000*# NONTAXABLE FUEL ADJ CLAUSE-LIGHT ADJUST	0.00	3,689.08
0062.000*# TAXABLE ENVIRONMENTAL SURCHG(LGHT)	3,854.27	
0062.000*# TAXABLE ENVIRONMENTAL SURCHG(LGHT ADJUST	24.25-	
0062.000*# NONTAXABLE ENVIRONMENTAL SURCHG(LGHT	3.90	
0062.000*# NONTAXABLE ENVIRONMENTAL SURCHG(LGHT ADJUST	0.00	3,833.92
0063.000*# TAXABLE SURCREDIT (LIGHT)	3,384.77-	
0063.000*# TAXABLE SURCREDIT (LIGHT) ADJUST	911.76-	
0063.000*# NONTAXABLE SURCREDIT (LIGHT)	4.36-	
0063.000*# NONTAXABLE SURCREDIT (LIGHT) ADJUST	0.00	4,300.89-
0064.000*# TAXABLE MBR RATE STAB MECH(LIGHT)	7,425.64-	
0064.000*# TAXABLE MBR RATE STAB MECH(LIGHT) ADJUST	47.12	
0064.000*# NONTAXABLE MBR RATE STAB MECH(LIGHT)	7.54-	
0064.000*# NONTAXABLE MBR RATE STAB MECH(LIGHT) ADJUST	0.00	7,386.06-
0065.000*# TAXABLE NON FAC PA RIDER	620.43-	

FUEL ADJ RATE FOR DEC 2013

0.003269036

GROSS FUEL ADJ DOLLARS BILLED	\$	294,186.80
	\$	2,458.32
	\$	3,708.65
	\$	<u>3.75</u>
	\$	300,357.52

ADJUSTMENTS	\$	(2,202.62)
	\$	<u>(23.32)</u>
	\$	(2,225.94)

COOP USE	275,594	\$	900.93
----------	---------	----	--------

TOTAL FUEL ADJ BILLED	\$	299,032.51
-----------------------	----	------------

JAN 31, 2014 22:00

KENERGY CORPORATION

BI-MESALRPT

PAGE 1

SECTION: GRAND TOTALS/BY CYCLE

REVENUE MO/YR: 01/2014 / FROM: 31-DEC-2013 21:30:36 / TO: 31-JAN-2014 22:00:52 / TYPE SERVICE: KNRGY / SYSTEM: MONTH END CLOSING

CATEGORY: ALL CYCLES

GL-ALIAS

DETAIL AMOUNT

TOTAL AMOUNT

* - APPLIED TO CAPITAL CREDITS

- APPLIED TO TVA

BEGINNING BALANCE FROM LAST MONTH

4,358,776.85

ALL REVENUE CLASSES

0011.000*#	TAXABLE FUEL ADJUSTMENT CLAUSE	305,653.55	
0011.000*#	TAXABLE FUEL ADJUSTMENT CLAUSE ADJUST	2,109.71-	
0011.000*#	NONTAXABLE FUEL ADJUSTMENT CLAUSE	2,124.80	
0011.000*#	NONTAXABLE FUEL ADJUSTMENT CLAUSE ADJUST	4.37-	305,664.27
0012.000*#	TAXABLE ENVIRONMENTAL SURCHARGE	468,937.43	
0012.000*#	TAXABLE ENVIRONMENTAL SURCHARGE ADJUST	3,080.54-	
0012.000*#	NONTAXABLE ENVIRONMENTAL SURCHARGE	3,259.93	
0012.000*#	NONTAXABLE ENVIRONMENTAL SURCHARGE ADJUST	6.70-	469,110.12
0013.000*#	TAXABLE UNWIND SURCREDIT ADJ	375,653.69-	
0013.000*#	TAXABLE UNWIND SURCREDIT ADJ ADJUST	2,558.81	
0013.000*#	NONTAXABLE UNWIND SURCREDIT ADJ	2,611.38-	
0013.000*#	NONTAXABLE UNWIND SURCREDIT ADJ ADJUST	5.37	375,700.89-
0014.000*#	TAXABLE MBR RATE STABILIZATION	763,977.59-	
0014.000*#	TAXABLE MBR RATE STABILIZATION ADJUST	5,085.62	
0014.000*#	NONTAXABLE MBR RATE STABILIZATION	5,310.96-	
0014.000*#	NONTAXABLE MBR RATE STABILIZATION ADJUST	10.92	764,192.01-
0015.000*#	TAXABLE NON FAC PA RIDER	43,467.12-	
0015.000*#	TAXABLE NON FAC PA RIDER ADJUST	305.63	
0015.000*#	NONTAXABLE NON FAC PA RIDER	302.17-	
0015.000*#	NONTAXABLE NON FAC PA RIDER ADJUST	0.62	43,463.04-
0016.000*#	TAXABLE REVENUE RECOVERY	0.00	
0016.000*#	TAXABLE REVENUE RECOVERY ADJUST	0.03	
0016.000*#	NONTAXABLE REVENUE RECOVERY	0.00	
0016.000*#	NONTAXABLE REVENUE RECOVERY ADJUST	0.00	0.03
0061.000*#	TAXABLE FUEL ADJ CLAUSE-LIGHT	3,238.00	
0061.000*#	TAXABLE FUEL ADJ CLAUSE-LIGHT ADJUST	1.67-	
0061.000*#	NONTAXABLE FUEL ADJ CLAUSE-LIGHT	3.33	
0061.000*#	NONTAXABLE FUEL ADJ CLAUSE-LIGHT ADJUST	0.00	3,239.66
0062.000*#	TAXABLE ENVIRONMENTAL SURCHG(LGHT)	4,993.56	
0062.000*#	TAXABLE ENVIRONMENTAL SURCHG(LGHT ADJUST	2.14-	
0062.000*#	NONTAXABLE ENVIRONMENTAL SURCHG(LGHT	5.11	
0062.000*#	NONTAXABLE ENVIRONMENTAL SURCHG(LGHT ADJUST	0.00	4,996.53
0063.000*#	TAXABLE SURCREDIT (LIGHT)	4,023.24-	
0063.000*#	TAXABLE SURCREDIT (LIGHT) ADJUST	2.01	
0063.000*#	NONTAXABLE SURCREDIT (LIGHT)	4.10-	
0063.000*#	NONTAXABLE SURCREDIT (LIGHT) ADJUST	0.00	4,025.33-
0064.000*#	TAXABLE MBR RATE STAB MECH(LIGHT)	8,197.30-	

FUEL ADJ RATE FOR JANUARY 2014

0.002919388

GROSS FUEL ADJ DOLLARS BILLED	\$	305,653.55
	\$	2,124.80
	\$	3,238.00
	\$	3.33
	\$	<u>311,019.68</u>

ADJUSTMENTS	\$	(2,109.71)
	\$	(4.37)
	\$	(1.67)
	\$	-
	\$	<u>(2,115.75)</u>

COOP USE	364,748	\$	1,064.84
----------	---------	----	----------

TOTAL FUEL ADJ BILLED	\$	309,968.77
-----------------------	----	------------

FEB 28, 2014 22:00

KENERGY CORPORATION

BI-MESALRPT

PAGE 1

SECTION: GRAND TOTALS/BY CYCLE
REVENUE MO/YR: 02/2014 / FROM: 31-JAN-2014 22:00:52 / TO: 28-FEB-2014 22:00:37 / TYPE SERVICE: KNRGY / SYSTEM: MONTH END CLOSING

CATEGORY: ALL CYCLES	GL-ALIAS	DETAIL AMOUNT	TOTAL AMOUNT
* - APPLIED TO CAPITAL CREDITS			
# - APPLIED TO TVA			
BEGINNING BALANCE FROM LAST MONTH			4,845,274.61
ALL REVENUE CLASSES			
0011.000*# TAXABLE FUEL ADJUSTMENT CLAUSE		302,477.47	
0011.000*# TAXABLE FUEL ADJUSTMENT CLAUSE ADJUST		1,381.62-	
0011.000*# NONTAXABLE FUEL ADJUSTMENT CLAUSE		2,009.36	
0011.000*# NONTAXABLE FUEL ADJUSTMENT CLAUSE ADJUST		0.00	303,105.21
0012.000*# TAXABLE ENVIRONMENTAL SURCHARGE		458,470.36	
0012.000*# TAXABLE ENVIRONMENTAL SURCHARGE ADJUST		2,122.70-	
0012.000*# NONTAXABLE ENVIRONMENTAL SURCHARGE		3,045.55	
0012.000*# NONTAXABLE ENVIRONMENTAL SURCHARGE ADJUST		0.00	459,393.21
0013.000*# TAXABLE UNWIND SURCREDIT ADJ		388,231.50-	
0013.000*# TAXABLE UNWIND SURCREDIT ADJ ADJUST		1,771.93	
0013.000*# NONTAXABLE UNWIND SURCREDIT ADJ		2,578.99-	
0013.000*# NONTAXABLE UNWIND SURCREDIT ADJ ADJUST		0.00	389,038.56-
0014.000*# TAXABLE MBR RATE STABILIZATION		750,003.01-	
0014.000*# TAXABLE MBR RATE STABILIZATION ADJUST		3,443.59	
0014.000*# NONTAXABLE MBR RATE STABILIZATION		4,982.16-	
0014.000*# NONTAXABLE MBR RATE STABILIZATION ADJUST		0.00	751,541.58-
0015.000*# TAXABLE NON FAC PA RIDER		44,844.54-	
0015.000*# TAXABLE NON FAC PA RIDER ADJUST		203.07	
0015.000*# NONTAXABLE NON FAC PA RIDER		297.92-	
0015.000*# NONTAXABLE NON FAC PA RIDER ADJUST		0.00	44,939.39-
0016.000*# TAXABLE REVENUE RECOVERY		0.00	
0016.000*# TAXABLE REVENUE RECOVERY ADJUST		10.01	
0016.000*# NONTAXABLE REVENUE RECOVERY		0.00	
0016.000*# NONTAXABLE REVENUE RECOVERY ADJUST		0.00	10.01
0061.000*# TAXABLE FUEL ADJ CLAUSE-LIGHT		2,755.94	
0061.000*# TAXABLE FUEL ADJ CLAUSE-LIGHT ADJUST		0.10	
0061.000*# NONTAXABLE FUEL ADJ CLAUSE-LIGHT		2.83	
0061.000*# NONTAXABLE FUEL ADJ CLAUSE-LIGHT ADJUST		0.00	2,758.87
0062.000*# TAXABLE ENVIRONMENTAL SURCHG(LGHT)		4,313.67	
0062.000*# TAXABLE ENVIRONMENTAL SURCHG(LGHT ADJUST		0.15	
0062.000*# NONTAXABLE ENVIRONMENTAL SURCHG(LGHT		4.36	
0062.000*# NONTAXABLE ENVIRONMENTAL SURCHG(LGHT ADJUST		0.00	4,318.18
0063.000*# TAXABLE SURCREDIT (LIGHT)		3,563.51-	
0063.000*# TAXABLE SURCREDIT (LIGHT) ADJUST		0.12-	
0063.000*# NONTAXABLE SURCREDIT (LIGHT)		3.64-	
0063.000*# NONTAXABLE SURCREDIT (LIGHT) ADJUST		0.00	3,567.27-
0064.000*# TAXABLE MBR RATE STAB MECH(LIGHT)		6,944.04-	

FUEL ADJ RATE FOR FEBRUARY 2014

0.002497763

GROSS FUEL ADJ DOLLARS BILLED	\$	302,477.47
	\$	2,009.36
	\$	2,755.94
	\$	2.83
	\$	<u>307,245.60</u>

ADJUSTMENTS	\$	(1,381.62)
	\$	0.10
	\$	-
	\$	-
	\$	<u>(1,381.52)</u>

COOP USE	374,069	\$	934.34
----------	---------	----	--------

TOTAL FUEL ADJ BILLED	\$	306,798.42
-----------------------	----	------------

MAR 31, 2014 21:06

KENERGY CORPORATION

BI-MBSALRPT

PAGE 1

SECTION: GRAND TOTALS/BY CYCLE
REVENUE MO/YR: 03/2014 / FROM: 28-FEB-2014 22:00:37 / TO: 31-MAR-2014 21:06:29 / TYPE SERVICE: KNRGY / SYSTEM: MONTH END CLOSING

CATEGORY: ALL CYCLES
* - APPLIED TO CAPITAL CREDITS
- APPLIED TO TVA

GL-ALIAS

DETAIL AMOUNT

TOTAL AMOUNT

BEGINNING BALANCE FROM LAST MONTH

6,203,825.51

ALL REVENUE CLASSES

0011.000*# TAXABLE FUEL ADJUSTMENT CLAUSE	242,471.80	
0011.000*# TAXABLE FUEL ADJUSTMENT CLAUSE ADJUST	1,245.89-	
0011.000*# NONTAXABLE FUEL ADJUSTMENT CLAUSE	1,458.43	
0011.000*# NONTAXABLE FUEL ADJUSTMENT CLAUSE ADJUST	0.00	242,684.34
0012.000*# TAXABLE ENVIRONMENTAL SURCHARGE	502,279.51	
0012.000*# TAXABLE ENVIRONMENTAL SURCHARGE ADJUST	2,293.81-	
0012.000*# NONTAXABLE ENVIRONMENTAL SURCHARGE	3,021.18	
0012.000*# NONTAXABLE ENVIRONMENTAL SURCHARGE ADJUST	0.00	503,006.88
0013.000*# TAXABLE UNWIND SURCREDIT ADJ	9,272.66	
0013.000*# TAXABLE UNWIND SURCREDIT ADJ ADJUST	610.64	
0013.000*# NONTAXABLE UNWIND SURCREDIT ADJ	55.75	
0013.000*# NONTAXABLE UNWIND SURCREDIT ADJ ADJUST	0.00	9,939.05
0014.000*# TAXABLE MBR RATE STABILIZATION	1,133,806.22-	
0014.000*# TAXABLE MBR RATE STABILIZATION ADJUST	4,716.96	
0014.000*# NONTAXABLE MBR RATE STABILIZATION	6,819.79-	
0014.000*# NONTAXABLE MBR RATE STABILIZATION ADJUST	0.00	1,135,909.05-
0015.000*# TAXABLE NON FAC PA RIDER	46,077.82-	
0015.000*# TAXABLE NON FAC PA RIDER ADJUST	214.46	
0015.000*# NONTAXABLE NON FAC PA RIDER	277.16-	
0015.000*# NONTAXABLE NON FAC PA RIDER ADJUST	0.00	46,140.52-
0016.000*# TAXABLE REVENUE RECOVERY	0.00	
0016.000*# TAXABLE REVENUE RECOVERY ADJUST	1.11-	
0016.000*# NONTAXABLE REVENUE RECOVERY	0.00	
0016.000*# NONTAXABLE REVENUE RECOVERY ADJUST	0.00	1.11-
0061.000*# TAXABLE FUEL ADJ CLAUSE-LIGHT	2,236.13	
0061.000*# TAXABLE FUEL ADJ CLAUSE-LIGHT ADJUST	5.42-	
0061.000*# NONTAXABLE FUEL ADJ CLAUSE-LIGHT	2.28	
0061.000*# NONTAXABLE FUEL ADJ CLAUSE-LIGHT ADJUST	0.00	2,232.99
0062.000*# TAXABLE ENVIRONMENTAL SURCHG(LGHT	4,631.97	
0062.000*# TAXABLE ENVIRONMENTAL SURCHG(LGHT ADJUST	5.92-	
0062.000*# NONTAXABLE ENVIRONMENTAL SURCHG(LGHT	4.72	
0062.000*# NONTAXABLE ENVIRONMENTAL SURCHG(LGHT ADJUST	0.00	4,630.77
0063.000*# TAXABLE SURCREDIT (LIGHT)	119.55	
0063.000*# TAXABLE SURCREDIT (LIGHT) ADJUST	5.85	
0063.000*# NONTAXABLE SURCREDIT (LIGHT)	0.11	
0063.000*# NONTAXABLE SURCREDIT (LIGHT) ADJUST	0.00	125.51
0064.000*# TAXABLE MBR RATE STAB MECH(LIGHT)	10,420.29-	

FUEL ADJ RATE FOR MARCH 2014

0.001994400

GROSS FUEL ADJ DOLLARS BILLED	\$	242,471.80
	\$	1,458.43
	\$	2,236.13
	\$	2.28
	\$	<u>246,168.64</u>

ADJUSTMENTS	\$	(1,245.89)
	\$	(5.42)
	\$	-
	\$	-
	\$	<u>(1,251.31)</u>

COOP USE	259,002	\$	516.55
----------	---------	----	--------

TOTAL FUEL ADJ BILLED	\$	245,433.88
-----------------------	----	------------

APR 30, 2014 22:36

KENERGY CORPORATION

BI-MESALRPT

PAGE 1

REVENUE MO/YR: 04/2014 / FROM: 31-MAR-2014 21:06:29 / TO: 30-APR-2014 22:36:16 / TYPE SERVICE: KNRGY / SYSTEM: MONTH END CLOSING

CATEGORY: ALL CYCLES

GL-ALIAS

DETAIL AMOUNT

TOTAL AMOUNT

* - APPLIED TO CAPITAL CREDITS
- APPLIED TO TVA

BEGINNING BALANCE FROM LAST MONTH

5,563,641.50

ALL REVENUE CLASSES

0011.000*# TAXABLE FUEL ADJUSTMENT CLAUSE	551,523.04	
0011.000*# TAXABLE FUEL ADJUSTMENT CLAUSE ADJUST	2,948.30-	
0011.000*# NONTAXABLE FUEL ADJUSTMENT CLAUSE	3,827.55	
0011.000*# NONTAXABLE FUEL ADJUSTMENT CLAUSE ADJUST	0.00	552,402.29
0012.000*# TAXABLE ENVIRONMENTAL SURCHARGE	410,884.83	
0012.000*# TAXABLE ENVIRONMENTAL SURCHARGE ADJUST	2,822.33-	
0012.000*# NONTAXABLE ENVIRONMENTAL SURCHARGE	2,851.53	
0012.000*# NONTAXABLE ENVIRONMENTAL SURCHARGE ADJUST	0.00	410,914.03
0013.000*# TAXABLE UNWIND SURCREDIT ADJ	4,032.32	
0013.000*# TAXABLE UNWIND SURCREDIT ADJ ADJUST	137.47	
0013.000*# NONTAXABLE UNWIND SURCREDIT ADJ	28.03	
0013.000*# NONTAXABLE UNWIND SURCREDIT ADJ ADJUST	0.00	4,197.82
0014.000*# TAXABLE MBR RATE STABILIZATION	1,279,151.09-	
0014.000*# TAXABLE MBR RATE STABILIZATION ADJUST	7,796.26	
0014.000*# NONTAXABLE MBR RATE STABILIZATION	8,877.25-	
0014.000*# NONTAXABLE MBR RATE STABILIZATION ADJUST	0.00	1,280,232.08-
0015.000*# TAXABLE NON FAC PA RIDER	37,869.88-	
0015.000*# TAXABLE NON FAC PA RIDER ADJUST	262.11	
0015.000*# NONTAXABLE NON FAC PA RIDER	262.79-	
0015.000*# NONTAXABLE NON FAC PA RIDER ADJUST	0.00	37,870.56-
0016.000*# TAXABLE REVENUE RECOVERY	0.00	
0016.000*# TAXABLE REVENUE RECOVERY ADJUST	0.61	
0016.000*# NONTAXABLE REVENUE RECOVERY	0.00	
0016.000*# NONTAXABLE REVENUE RECOVERY ADJUST	0.00	0.61
0061.000*# TAXABLE FUEL ADJ CLAUSE-LIGHT	6,222.32	
0061.000*# TAXABLE FUEL ADJ CLAUSE-LIGHT ADJUST	1.29-	
0061.000*# NONTAXABLE FUEL ADJ CLAUSE-LIGHT	6.38	
0061.000*# NONTAXABLE FUEL ADJ CLAUSE-LIGHT ADJUST	0.00	6,227.41
0062.000*# TAXABLE ENVIRONMENTAL SURCHG(LGHT	4,623.71	
0062.000*# TAXABLE ENVIRONMENTAL SURCHG(LGHT ADJUST	1.40-	
0062.000*# NONTAXABLE ENVIRONMENTAL SURCHG(LGHT	4.76	
0062.000*# NONTAXABLE ENVIRONMENTAL SURCHG(LGHT ADJUST	0.00	4,627.07
0063.000*# TAXABLE SURCREDIT (LIGHT)	13.92	
0063.000*# TAXABLE SURCREDIT (LIGHT) ADJUST	0.21	
0063.000*# NONTAXABLE SURCREDIT (LIGHT)	0.04	
0063.000*# NONTAXABLE SURCREDIT (LIGHT) ADJUST	0.00	14.17
0064.000*# TAXABLE MBR RATE STAB MECH(LIGHT)	14,395.27-	

FUEL ADJ RATE FOR APRIL 2014

0.005571671

GROSS FUEL ADJ DOLLARS BILLED	\$	551,523.04
	\$	3,827.55
	\$	6,222.32
	\$	6.38
	\$	<u>561,579.29</u>

ADJUSTMENTS	\$	(2,948.30)
	\$	(1.29)
	\$	-
	\$	-
	\$	<u>(2,949.59)</u>

COOP USE	225,137	\$	1,254.39
----------	---------	----	----------

TOTAL FUEL ADJ BILLED	\$	559,884.09
-----------------------	----	------------

MAY 31, 2014 22:36

KENERGY CORPORATION

BI-MESALRPT

PAGE 1

SECTION: GRAND TOTALS/BY CYCLE
REVENUE MO/YR: 05/2014 / FROM: 30-APR-2014 22:36:16 / TO: 31-MAY-2014 22:36:18 / TYPE SERVICE: KNRGY / SYSTEM: MONTH END CLOSING

CATEGORY: ALL CYCLES	GL-ALIAS	DETAIL AMOUNT	TOTAL AMOUNT
* - APPLIED TO CAPITAL CREDITS			
# - APPLIED TO TVA			
BEGINNING BALANCE FROM LAST MONTH			5,197,807.40
ALL REVENUE CLASSES			
0011.000*# TAXABLE FUEL ADJUSTMENT CLAUSE		694,562.35	
0011.000*# TAXABLE FUEL ADJUSTMENT CLAUSE ADJUST		5,811.14-	
0011.000*# NONTAXABLE FUEL ADJUSTMENT CLAUSE		7,355.14	
0011.000*# NONTAXABLE FUEL ADJUSTMENT CLAUSE ADJUST		3.12	696,109.47
0012.000*# TAXABLE ENVIRONMENTAL SURCHARGE		222,349.98	
0012.000*# TAXABLE ENVIRONMENTAL SURCHARGE ADJUST		2,546.00-	
0012.000*# NONTAXABLE ENVIRONMENTAL SURCHARGE		2,354.59	
0012.000*# NONTAXABLE ENVIRONMENTAL SURCHARGE ADJUST		4.96-	222,153.61
0013.000*# TAXABLE UNWIND SURCREDIT ADJ		19,281.68-	
0013.000*# TAXABLE UNWIND SURCREDIT ADJ ADJUST		132.84	
0013.000*# NONTAXABLE UNWIND SURCREDIT ADJ		204.20-	
0013.000*# NONTAXABLE UNWIND SURCREDIT ADJ ADJUST		0.58-	19,353.62-
0014.000*# TAXABLE MBR RATE STABILIZATION		1,200,547.38-	
0014.000*# TAXABLE MBR RATE STABILIZATION ADJUST		11,007.49	
0014.000*# NONTAXABLE MBR RATE STABILIZATION		12,713.32-	
0014.000*# NONTAXABLE MBR RATE STABILIZATION ADJUST		2.86	1,202,250.35-
0015.000*# TAXABLE NON FAC PA RIDER		36,649.32-	
0015.000*# TAXABLE NON FAC PA RIDER ADJUST		336.69	
0015.000*# NONTAXABLE NON FAC PA RIDER		388.12-	
0015.000*# NONTAXABLE NON FAC PA RIDER ADJUST		0.04	36,700.71-
0061.000*# TAXABLE FUEL ADJ CLAUSE-LIGHT		9,400.95	
0061.000*# TAXABLE FUEL ADJ CLAUSE-LIGHT ADJUST		2.34-	
0061.000*# NONTAXABLE FUEL ADJ CLAUSE-LIGHT		9.68	
0061.000*# NONTAXABLE FUEL ADJ CLAUSE-LIGHT ADJUST		0.00	9,408.29
0062.000*# TAXABLE ENVIRONMENTAL SURCHG(LGHT)		3,014.00	
0062.000*# TAXABLE ENVIRONMENTAL SURCHG(LGHT) ADJUST		2.05-	
0062.000*# NONTAXABLE ENVIRONMENTAL SURCHG(LGHT)		3.09	
0062.000*# NONTAXABLE ENVIRONMENTAL SURCHG(LGHT) ADJUST		0.00	3,015.04
0063.000*# TAXABLE SURCREDIT (LIGHT)		297.63-	
0063.000*# TAXABLE SURCREDIT (LIGHT) ADJUST		0.75	
0063.000*# NONTAXABLE SURCREDIT (LIGHT)		0.30-	
0063.000*# NONTAXABLE SURCREDIT (LIGHT) ADJUST		0.00	297.18-
0064.000*# TAXABLE MBR RATE STAB MECH(LIGHT)		16,359.00-	
0064.000*# TAXABLE MBR RATE STAB MECH(LIGHT) ADJUST		5.42	
0064.000*# NONTAXABLE MBR RATE STAB MECH(LIGHT)		16.82-	
0064.000*# NONTAXABLE MBR RATE STAB MECH(LIGHT) ADJUST		0.00	16,370.40-
0065.000*# TAXABLE NON FAC PA RIDER		487.49-	

FUEL ADJ RATE FOR MAY 2014

0.008478372

GROSS FUEL ADJ DOLLARS BILLED	\$	694,562.35
	\$	7,355.14
	\$	9,400.95
	\$	9.68
	\$	<u>711,328.12</u>

ADJUSTMENTS	\$	(5,811.14)
	\$	3.12
	\$	(2.34)
	\$	-
	\$	<u>(5,810.36)</u>

COOP USE	155,522	\$	1,318.57
----------	---------	----	----------

TOTAL FUEL ADJ BILLED	\$	706,836.33
-----------------------	----	------------

JUN 30, 2014 22:35

KENERGY CORPORATION

BI-MESALRPT

PAGE 1

REVENUE MO/YR: 06/2014 / FROM: 31-MAY-2014 22:36:18 / TO: 30-JUN-2014 22:35:52 / TYPE SERVICE: KNRGY / SYSTEM: MONTH END CLOSING

CATEGORY: ALL CYCLES

GL-ALIAS

DETAIL AMOUNT

TOTAL AMOUNT

* - APPLIED TO CAPITAL CREDITS
- APPLIED TO TVA

BEGINNING BALANCE FROM LAST MONTH

4,371,870.80

ALL REVENUE CLASSES

0011.000*# TAXABLE FUEL ADJUSTMENT CLAUSE	354,411.65	
0011.000*# TAXABLE FUEL ADJUSTMENT CLAUSE ADJUST	8,482.14-	
0011.000*# NONTAXABLE FUEL ADJUSTMENT CLAUSE	3,361.16	
0011.000*# NONTAXABLE FUEL ADJUSTMENT CLAUSE ADJUST	35.17-	349,255.50
0012.000*# TAXABLE ENVIRONMENTAL SURCHARGE	352,945.84	
0012.000*# TAXABLE ENVIRONMENTAL SURCHARGE ADJUST	5,384.50-	
0012.000*# NONTAXABLE ENVIRONMENTAL SURCHARGE	3,347.24	
0012.000*# NONTAXABLE ENVIRONMENTAL SURCHARGE ADJUST	26.49-	350,882.09
0013.000*# TAXABLE UNWIND SURCREDIT ADJ	10,271.87-	
0013.000*# TAXABLE UNWIND SURCREDIT ADJ ADJUST	312.03	
0013.000*# NONTAXABLE UNWIND SURCREDIT ADJ	97.42-	
0013.000*# NONTAXABLE UNWIND SURCREDIT ADJ ADJUST	1.00	10,056.26-
0014.000*# TAXABLE MBR RATE STABILIZATION	1,000,101.84-	
0014.000*# TAXABLE MBR RATE STABILIZATION ADJUST	18,885.55	
0014.000*# NONTAXABLE MBR RATE STABILIZATION	9,484.72-	
0014.000*# NONTAXABLE MBR RATE STABILIZATION ADJUST	85.42	990,615.59-
0015.000*# TAXABLE NON FAC PA RIDER	36,653.39-	
0015.000*# TAXABLE NON FAC PA RIDER ADJUST	645.10	
0015.000*# NONTAXABLE NON FAC PA RIDER	347.61-	
0015.000*# NONTAXABLE NON FAC PA RIDER ADJUST	3.00	36,352.90-
0016.000*# TAXABLE REVENUE RECOVERY	0.00	
0016.000*# TAXABLE REVENUE RECOVERY ADJUST	0.35-	
0016.000*# NONTAXABLE REVENUE RECOVERY	0.00	
0016.000*# NONTAXABLE REVENUE RECOVERY ADJUST	0.00	0.35-
0061.000*# TAXABLE FUEL ADJ CLAUSE-LIGHT	4,927.56	
0061.000*# TAXABLE FUEL ADJ CLAUSE-LIGHT ADJUST	57.86	
0061.000*# NONTAXABLE FUEL ADJ CLAUSE-LIGHT	5.07	
0061.000*# NONTAXABLE FUEL ADJ CLAUSE-LIGHT ADJUST	0.00	4,990.49
0062.000*# TAXABLE ENVIRONMENTAL SURCHG(LGHT	4,916.54	
0062.000*# TAXABLE ENVIRONMENTAL SURCHG(LGHT ADJUST	57.99	
0062.000*# NONTAXABLE ENVIRONMENTAL SURCHG(LGHT	5.07	
0062.000*# NONTAXABLE ENVIRONMENTAL SURCHG(LGHT ADJUST	0.00	4,979.60
0063.000*# TAXABLE SURCREDIT (LIGHT)	158.65-	
0063.000*# TAXABLE SURCREDIT (LIGHT) ADJUST	1.20-	
0063.000*# NONTAXABLE SURCREDIT (LIGHT)	0.15-	
0063.000*# NONTAXABLE SURCREDIT (LIGHT) ADJUST	0.00	160.00-
0064.000*# TAXABLE MBR RATE STAB MECH(LIGHT)	13,948.88-	

FUEL ADJ RATE FOR JUNE 2014

0.004436279

GROSS FUEL ADJ DOLLARS BILLED	\$	354,411.65
	\$	3,361.16
	\$	4,927.56
	\$	5.07
	\$	<u>362,705.44</u>

ADJUSTMENTS	\$	(8,482.14)
	\$	(35.17)
	\$	57.86
	\$	<u>-</u>
	\$	(8,459.45)

COOP USE	153,462	\$	680.80
----------	---------	----	--------

TOTAL FUEL ADJ BILLED	\$	354,926.79
-----------------------	----	------------

JUL 31, 2014 22:37

KENERGY CORPORATION

BI-MESALRPT

PAGE 1

REVENUE MO/YR: 07/2014 / FROM: 30-JUN-2014 22:35:52 / TO: 31-JUL-2014 22:37:45 / TYPE SERVICE: KNRGY / SYSTEM: MONTH END CLOSING

CATEGORY: ALL CYCLES

* - APPLIED TO CAPITAL CREDITS

- APPLIED TO TVA

GL-ALIAS

DETAIL AMOUNT

TOTAL AMOUNT

BEGINNING BALANCE FROM LAST MONTH

3,356,534.27

ALL REVENUE CLASSES

0011.000*# TAXABLE FUEL ADJUSTMENT CLAUSE	416,020.61	
0011.000*# TAXABLE FUEL ADJUSTMENT CLAUSE ADJUST	6,139.99-	
0011.000*# NONTAXABLE FUEL ADJUSTMENT CLAUSE	3,726.04	
0011.000*# NONTAXABLE FUEL ADJUSTMENT CLAUSE ADJUST	9.99-	413,596.67
0012.000*# TAXABLE ENVIRONMENTAL SURCHARGE	331,660.10	
0012.000*# TAXABLE ENVIRONMENTAL SURCHARGE ADJUST	5,017.26-	
0012.000*# NONTAXABLE ENVIRONMENTAL SURCHARGE	2,970.52	
0012.000*# NONTAXABLE ENVIRONMENTAL SURCHARGE ADJUST	7.96-	329,605.40
0013.000*# TAXABLE UNWIND SURCREDIT ADJ	16,521.29-	
0013.000*# TAXABLE UNWIND SURCREDIT ADJ ADJUST	75.81	
0013.000*# NONTAXABLE UNWIND SURCREDIT ADJ	147.93-	
0013.000*# NONTAXABLE UNWIND SURCREDIT ADJ ADJUST	0.39	16,593.02-
0014.000*# TAXABLE MBR RATE STABILIZATION	1,111,764.49-	
0014.000*# TAXABLE MBR RATE STABILIZATION ADJUST	16,216.32	
0014.000*# NONTAXABLE MBR RATE STABILIZATION	9,957.51-	
0014.000*# NONTAXABLE MBR RATE STABILIZATION ADJUST	26.70	1,105,478.98-
0015.000*# TAXABLE NON FAC PA RIDER	46,112.07-	
0015.000*# TAXABLE NON FAC PA RIDER ADJUST	617.17	
0015.000*# NONTAXABLE NON FAC PA RIDER	412.99-	
0015.000*# NONTAXABLE NON FAC PA RIDER ADJUST	1.11	45,906.78-
0016.000*# TAXABLE REVENUE RECOVERY	0.00	
0016.000*# TAXABLE REVENUE RECOVERY ADJUST	0.59	
0016.000*# NONTAXABLE REVENUE RECOVERY	0.00	
0016.000*# NONTAXABLE REVENUE RECOVERY ADJUST	0.00	0.59
0061.000*# TAXABLE FUEL ADJ CLAUSE-LIGHT	4,911.29	
0061.000*# TAXABLE FUEL ADJ CLAUSE-LIGHT ADJUST	0.63-	
0061.000*# NONTAXABLE FUEL ADJ CLAUSE-LIGHT	5.25	
0061.000*# NONTAXABLE FUEL ADJ CLAUSE-LIGHT ADJUST	0.09	4,916.00
0062.000*# TAXABLE ENVIRONMENTAL SURCHG(LGHT	3,942.58	
0062.000*# TAXABLE ENVIRONMENTAL SURCHG(LGHT ADJUST	0.50-	
0062.000*# NONTAXABLE ENVIRONMENTAL SURCHG(LGHT	4.20	
0062.000*# NONTAXABLE ENVIRONMENTAL SURCHG(LGHT ADJUST	0.07	3,946.35
0063.000*# TAXABLE SURCREDIT (LIGHT)	182.77-	
0063.000*# TAXABLE SURCREDIT (LIGHT) ADJUST	0.02	
0063.000*# NONTAXABLE SURCREDIT (LIGHT)	0.20-	
0063.000*# NONTAXABLE SURCREDIT (LIGHT) ADJUST	0.00	182.95-
0064.000*# TAXABLE MBR RATE STAB MECH(LIGHT)	13,139.26-	

FUEL ADJ RATE FOR JULY 2014

0.004433379

GROSS FUEL ADJ DOLLARS BILLED	\$	416,020.61
	\$	3,726.04
	\$	4,911.29
	\$	5.25
	\$	<u>424,663.19</u>

ADJUSTMENTS	\$	(6,139.99)
	\$	(9.99)
	\$	(0.63)
	\$	0.09
	\$	<u>(6,150.52)</u>

	\$	-
COOP USE	173,380 \$	768.66

TOTAL FUEL ADJ BILLED	\$	419,281.33
-----------------------	----	------------

AUG 31, 2014 22:36

KENERGY CORPORATION

BI-MESALRPT

PAGE 1

REVENUE MO/YR: 08/2014 / FROM: 31-JUL-2014 22:37:45 / TO: 31-AUG-2014 22:36:16 / TYPE SERVICE: KNRGY / SYSTEM: MONTH END CLOSING

CATEGORY: ALL CYCLES

GL-ALIAS

DETAIL AMOUNT

TOTAL AMOUNT

* - APPLIED TO CAPITAL CREDITS
- APPLIED TO TVA

BEGINNING BALANCE FROM LAST MONTH

3,673,144.35

ALL REVENUE CLASSES

0011.000**	TAXABLE FUEL ADJUSTMENT CLAUSE	148,612.59	
0011.000**	TAXABLE FUEL ADJUSTMENT CLAUSE ADJUST	1,157.14-	
0011.000**	NONTAXABLE FUEL ADJUSTMENT CLAUSE	1,510.28	
0011.000**	NONTAXABLE FUEL ADJUSTMENT CLAUSE ADJUST	0.00	148,965.73
0012.000**	TAXABLE ENVIRONMENTAL SURCHARGE	427,261.83	
0012.000**	TAXABLE ENVIRONMENTAL SURCHARGE ADJUST	2,201.55-	
0012.000**	NONTAXABLE ENVIRONMENTAL SURCHARGE	4,342.04	
0012.000**	NONTAXABLE ENVIRONMENTAL SURCHARGE ADJUST	0.00	429,402.32
0013.000**	TAXABLE UNWIND SURCREDIT ADJ	12,169.82-	
0013.000**	TAXABLE UNWIND SURCREDIT ADJ ADJUST	79.17	
0013.000**	NONTAXABLE UNWIND SURCREDIT ADJ	123.73-	
0013.000**	NONTAXABLE UNWIND SURCREDIT ADJ ADJUST	0.00	12,214.38-
0014.000**	TAXABLE MBR RATE STABILIZATION	863,850.24-	
0014.000**	TAXABLE MBR RATE STABILIZATION ADJUST	4,961.20	
0014.000**	NONTAXABLE MBR RATE STABILIZATION	8,778.83-	
0014.000**	NONTAXABLE MBR RATE STABILIZATION ADJUST	0.00	867,667.87-
0015.000**	TAXABLE NON FAC PA RIDER	36,376.84-	
0015.000**	TAXABLE NON FAC PA RIDER ADJUST	203.26	
0015.000**	NONTAXABLE NON FAC PA RIDER	369.70-	
0015.000**	NONTAXABLE NON FAC PA RIDER ADJUST	0.00	36,543.28-
0061.000**	TAXABLE FUEL ADJ CLAUSE-LIGHT	1,698.33	
0061.000**	TAXABLE FUEL ADJ CLAUSE-LIGHT ADJUST	1.27-	
0061.000**	NONTAXABLE FUEL ADJ CLAUSE-LIGHT	1.86	
0061.000**	NONTAXABLE FUEL ADJ CLAUSE-LIGHT ADJUST	0.00	1,698.92
0062.000**	TAXABLE ENVIRONMENTAL SURCHG(LGHT	4,746.06	
0062.000**	TAXABLE ENVIRONMENTAL SURCHG(LGHT ADJUST	1.55-	
0062.000**	NONTAXABLE ENVIRONMENTAL SURCHG(LGHT	5.23	
0062.000**	NONTAXABLE ENVIRONMENTAL SURCHG(LGHT ADJUST	0.00	4,749.74
0063.000**	TAXABLE SURCREDIT (LIGHT)	156.89-	
0063.000**	TAXABLE SURCREDIT (LIGHT) ADJUST	0.06	
0063.000**	NONTAXABLE SURCREDIT (LIGHT)	0.15-	
0063.000**	NONTAXABLE SURCREDIT (LIGHT) ADJUST	0.00	156.98-
0064.000**	TAXABLE MBR RATE STAB MECH(LIGHT)	9,634.97-	
0064.000**	TAXABLE MBR RATE STAB MECH(LIGHT) ADJUST	4.04	
0064.000**	NONTAXABLE MBR RATE STAB MECH(LIGHT)	10.57-	
0064.000**	NONTAXABLE MBR RATE STAB MECH(LIGHT) ADJUST	0.00	9,641.50-
0065.000**	TAXABLE NON FAC PA RIDER	464.17-	

FUEL ADJ RATE FOR AUGUST 2014

0.001509406

GROSS FUEL ADJ DOLLARS BILLED	\$	148,612.59
	\$	1,510.28
	\$	1,698.33
	\$	1.86
	\$	<u>151,823.06</u>

ADJUSTMENTS	\$	(1,157.14)
	\$	-
	\$	(1.27)
	\$	-
	\$	<u>(1,158.41)</u>

COOP USE	165,938	\$	250.47
----------	---------	----	--------

TOTAL FUEL ADJ BILLED	\$	150,915.12
-----------------------	----	------------

SEP 30, 2014 22:37

KENERGY CORPORATION

BI-MESALRPT

PAGE

1

SECTION: GRAND TOTALS/BY CYCLE

REVENUE MO/YR: 09/2014 / FROM: 31-AUG-2014 22:36:16 / TO: 30-SEP-2014 22:37:02 / TYPE SERVICE: KNRGY / SYSTEM: MONTH END CLOSING

CATEGORY: ALL CYCLES	GL-ALIAS	DETAIL AMOUNT	TOTAL AMOUNT
* - APPLIED TO CAPITAL CREDITS			
# - APPLIED TO TVA			
BEGINNING BALANCE FROM LAST MONTH			4,361,103.86
ALL REVENUE CLASSES			
0011.000*# TAXABLE FUEL ADJUSTMENT CLAUSE		488,717.03	
0011.000*# TAXABLE FUEL ADJUSTMENT CLAUSE ADJUST		3,251.00-	
0011.000*# NONTAXABLE FUEL ADJUSTMENT CLAUSE		4,432.93	
0011.000*# NONTAXABLE FUEL ADJUSTMENT CLAUSE ADJUST		21.16-	489,877.80
0012.000*# TAXABLE ENVIRONMENTAL SURCHARGE		442,489.63	
0012.000*# TAXABLE ENVIRONMENTAL SURCHARGE ADJUST		3,339.88-	
0012.000*# NONTAXABLE ENVIRONMENTAL SURCHARGE		4,013.63	
0012.000*# NONTAXABLE ENVIRONMENTAL SURCHARGE ADJUST		26.62-	443,136.76
0013.000*# TAXABLE UNWIND SURCREDIT ADJ		11,554.02-	
0013.000*# TAXABLE UNWIND SURCREDIT ADJ ADJUST		44.30	
0013.000*# NONTAXABLE UNWIND SURCREDIT ADJ		104.87-	
0013.000*# NONTAXABLE UNWIND SURCREDIT ADJ ADJUST		0.95	11,613.64-
0014.000*# TAXABLE MBR RATE STABILIZATION		1,008,901.23-	
0014.000*# TAXABLE MBR RATE STABILIZATION ADJUST		7,768.64	
0014.000*# NONTAXABLE MBR RATE STABILIZATION		9,151.35-	
0014.000*# NONTAXABLE MBR RATE STABILIZATION ADJUST		67.10	1,010,216.84-
0015.000*# TAXABLE NON FAC PA RIDER		36,672.39-	
0015.000*# TAXABLE NON FAC PA RIDER ADJUST		280.84	
0015.000*# NONTAXABLE NON FAC PA RIDER		332.61-	
0015.000*# NONTAXABLE NON FAC PA RIDER ADJUST		2.73	36,721.43-
0061.000*# TAXABLE FUEL ADJ CLAUSE-LIGHT		5,176.48	
0061.000*# TAXABLE FUEL ADJ CLAUSE-LIGHT ADJUST		0.34-	
0061.000*# NONTAXABLE FUEL ADJ CLAUSE-LIGHT		5.82	
0061.000*# NONTAXABLE FUEL ADJ CLAUSE-LIGHT ADJUST		0.00	5,181.96
0062.000*# TAXABLE ENVIRONMENTAL SURCHG(LGHT		4,696.28	
0062.000*# TAXABLE ENVIRONMENTAL SURCHG(LGHT ADJUST		0.57-	
0062.000*# NONTAXABLE ENVIRONMENTAL SURCHG(LGHT		5.27	
0062.000*# NONTAXABLE ENVIRONMENTAL SURCHG(LGHT ADJUST		0.00	4,700.98
0063.000*# TAXABLE SURCREDIT (LIGHT)		128.70-	
0063.000*# TAXABLE SURCREDIT (LIGHT) ADJUST		0.01	
0063.000*# NONTAXABLE SURCREDIT (LIGHT)		0.15-	
0063.000*# NONTAXABLE SURCREDIT (LIGHT) ADJUST		0.00	128.84-
0064.000*# TAXABLE MBR RATE STAB MECH(LIGHT)		10,768.71-	
0064.000*# TAXABLE MBR RATE STAB MECH(LIGHT) ADJUST		1.20	
0064.000*# NONTAXABLE MBR RATE STAB MECH(LIGHT)		12.09-	
0064.000*# NONTAXABLE MBR RATE STAB MECH(LIGHT) ADJUST		0.00	10,779.60-
0065.000*# TAXABLE NON FAC PA RIDER		348.03-	

FUEL ADJ RATE FOR SEPTEMBER 2014

0.004749258

GROSS FUEL ADJ DOLLARS BILLED	\$	488,717.03
	\$	4,432.93
	\$	5,176.48
	\$	5.82
	\$	<u>498,332.26</u>

ADJUSTMENTS	\$	(3,251.00)
	\$	(21.16)
	\$	(0.34)
	\$	-
	\$	<u>(3,272.50)</u>

COOP USE	177,343	\$	842.25
----------	---------	----	--------

TOTAL FUEL ADJ BILLED	\$	495,902.01
-----------------------	----	------------

OCT 31, 2014 22:37

KENERGY CORPORATION

BI-MESALRPT

PAGE 1

REVENUE MO/YR: 10/2014 / FROM: 30-SEP-2014 22:37:02 / TO: 31-OCT-2014 22:37:42 / TYPE SERVICE: KNRGY / SYSTEM: MONTH END CLOSING

CATEGORY: ALL CYCLES

GL-ALIAS

DETAIL AMOUNT

TOTAL AMOUNT

- * - APPLIED TO CAPITAL CREDITS
- # - APPLIED TO TVA

BEGINNING BALANCE FROM LAST MONTH

5,038,539.25

ALL REVENUE CLASSES

0011.000*# TAXABLE FUEL ADJUSTMENT CLAUSE	260,040.50	
0011.000*# TAXABLE FUEL ADJUSTMENT CLAUSE ADJUST	3,082.11-	
0011.000*# NONTAXABLE FUEL ADJUSTMENT CLAUSE	2,528.14	
0011.000*# NONTAXABLE FUEL ADJUSTMENT CLAUSE ADJUST	9.97-	259,476.56
0012.000*# TAXABLE ENVIRONMENTAL SURCHARGE	535,591.60	
0012.000*# TAXABLE ENVIRONMENTAL SURCHARGE ADJUST	4,125.33-	
0012.000*# NONTAXABLE ENVIRONMENTAL SURCHARGE	5,207.08	
0012.000*# NONTAXABLE ENVIRONMENTAL SURCHARGE ADJUST	12.50-	536,660.85
0013.000*# TAXABLE UNWIND SURCREDIT ADJ	12,674.51-	
0013.000*# TAXABLE UNWIND SURCREDIT ADJ ADJUST	53.00	
0013.000*# NONTAXABLE UNWIND SURCREDIT ADJ	123.19-	
0013.000*# NONTAXABLE UNWIND SURCREDIT ADJ ADJUST	0.32	12,744.38-
0014.000*# TAXABLE MBR RATE STABILIZATION	903,490.59-	
0014.000*# TAXABLE MBR RATE STABILIZATION ADJUST	8,170.48	
0014.000*# NONTAXABLE MBR RATE STABILIZATION	8,783.78-	
0014.000*# NONTAXABLE MBR RATE STABILIZATION ADJUST	24.84	904,079.05-
0015.000*# TAXABLE NON FAC PA RIDER	39,111.05-	
0015.000*# TAXABLE NON FAC PA RIDER ADJUST	323.83	
0015.000*# NONTAXABLE NON FAC PA RIDER	380.26-	
0015.000*# NONTAXABLE NON FAC PA RIDER ADJUST	0.97	39,166.51-
0016.000*# TAXABLE REVENUE RECOVERY	0.00	
0016.000*# TAXABLE REVENUE RECOVERY ADJUST	0.25-	
0016.000*# NONTAXABLE REVENUE RECOVERY	0.00	
0016.000*# NONTAXABLE REVENUE RECOVERY ADJUST	0.00	0.25-
0061.000*# TAXABLE FUEL ADJ CLAUSE-LIGHT	2,962.75	
0061.000*# TAXABLE FUEL ADJ CLAUSE-LIGHT ADJUST	1.56-	
0061.000*# NONTAXABLE FUEL ADJ CLAUSE-LIGHT	3.39	
0061.000*# NONTAXABLE FUEL ADJ CLAUSE-LIGHT ADJUST	0.00	2,964.58
0062.000*# TAXABLE ENVIRONMENTAL SURCHG(LIGHT	6,084.70	
0062.000*# TAXABLE ENVIRONMENTAL SURCHG(LIGHT ADJUST	2.74-	
0062.000*# NONTAXABLE ENVIRONMENTAL SURCHG(LIGHT	6.94	
0062.000*# NONTAXABLE ENVIRONMENTAL SURCHG(LIGHT ADJUST	0.00	6,088.90
0063.000*# TAXABLE SURCREDIT (LIGHT)	154.88-	
0063.000*# TAXABLE SURCREDIT (LIGHT) ADJUST	0.05	
0063.000*# NONTAXABLE SURCREDIT (LIGHT)	0.15-	
0063.000*# NONTAXABLE SURCREDIT (LIGHT) ADJUST	0.00	154.98-
0064.000*# TAXABLE MBR RATE STAB MECH(LIGHT)	10,187.33-	

FUEL ADJ RATE FOR OCT 2014

0.002692024

GROSS FUEL ADJ DOLLARS BILLED	\$	260,040.50
	\$	2,528.14
	\$	2,962.75
	\$	3.39
	\$	<u>265,534.78</u>

ADJUSTMENTS	\$	(3,082.11)
	\$	(9.97)
	\$	(1.56)
	\$	-
	\$	<u>(3,093.64)</u>

COOP USE	166,349	\$	447.82
----------	---------	----	--------

TOTAL FUEL ADJ BILLED	\$	262,888.96
-----------------------	----	------------

NOV
2012

	KWH	FUEL ADJ	NON-FAC PP AJD	NON-FAC PP AJD #2	ENV SURCHARGE	UNWIND SURCREDIT	MEMBER RATE STABILITY	SURCHARGE	CREDITS	TIER 3 ADJ	TOTAL
ACCURIDE	2,082,780	7,484.88	(2,168.17)	(658.16)	5,281.03	(8,724.77)	(12,773.81)				(11,599.00)
ALCOA AUTO CASTINGS	102,440	367.14	(106.84)	(32.37)	228.20	(429.12)	(597.70)				(570.48)
ALERIS INTERNATIONAL	13,697,310	49,091.16	(14,258.90)	(4,328.35)	31,582.96	(57,378.03)	(60,969.16)				(78,280.32)
SEBREE MINING -STEAMPORT	2,884,930	9,551.11	(2,774.19)	(842.12)	6,969.52	(11,163.39)	(16,581.93)				(14,841.00)
ARMSTRONG COAL											-
ARMSTRONG DOCK	3,223,480	11,552.95	(3,355.64)	(1,018.62)	8,382.96	(13,503.16)	(20,010.05)				(17,951.56)
ARMSTRONG-EQUALITY	1,395,720	5,002.26	(1,452.94)	(441.05)	3,542.75	(5,846.67)	(6,577.11)				(7,772.76)
ARMSTRONG-LEWIS CREEK	458,810	1,843.86	(477.41)	(144.92)	1,222.88	(1,921.12)	(2,877.09)				(2,554.00)
DOMTAR PAPER	10,815,000	38,760.96	(11,258.42)	(3,417.54)	21,821.78	(45,304.04)	(60,831.46)				(60,228.74)
DOTIKI (WEBSTER CO)	68,860	239.63	(69.60)	(21.13)	344.36	(280.08)	(585.52)				(372.34)
HOPKINS CO COAL	149,750	536.70	(155.89)	(47.32)	405.94	(627.30)	(946.09)				(833.96)
KBI ALLOYS	494,270	1,771.46	(514.54)	(156.19)	1,672.19	(2,070.50)	(3,455.02)				(2,752.60)
KIMBERLY CLARK	26,108,910	93,574.33	(27,179.38)	(8,250.42)	53,384.62	(109,370.22)	(147,559.46)				(145,400.53)
SEBREE MINING KMMC LLC	48,980	175.54	(50.99)	(15.48)	154.27	(205.18)	(330.83)				(272.77)
MIDWAY MINE & PREP PLANT	2,053,320	7,359.10	(2,137.51)	(648.85)	5,187.15	(8,801.36)	(12,593.47)				(11,434.94)
PATRIOT COAL	803,050	2,878.13	(835.98)	(253.78)	2,741.95	(3,363.98)	(5,638.55)				(4,472.19)
PRECOAT METALS	1,275,410	4,571.07	(1,327.70)	(403.03)	3,461.54	(5,342.69)	(8,061.95)				(7,102.78)
SOUTHWIRE	4,109,380	14,728.02	(4,277.86)	(1,298.56)	8,982.41	(17,214.19)	(23,804.95)				(22,885.13)
TYSON	5,560,430	18,928.58	(5,788.41)	(1,757.10)	12,788.28	(23,282.64)	(32,844.75)				(30,966.04)
VALLEY GRAIN	986,150	3,534.36	(1,028.58)	(311.82)	2,479.36	(4,130.98)	(6,036.40)				(5,491.86)
TOTAL DIRECT SERVES	76,096,780	272,730.84	(79,216.75)	(24,046.59)	170,594.13	(318,769.42)	(445,075.20)	-			(423,782.99)
SMELTERS											
ALCAN	261,744,871	938,093.62	144,744.91		553,503.22			488,810.73		778,768.02	2,903,918.50
CENTURY	347,128,618	1,244,108.97	191,962.13		734,061.40			640,233.87		1,020,014.18	3,830,380.55
SMELTERS TOTAL	608,873,489	2,182,202.59	336,707.04	-	1,287,564.62	-	-	1,129,044.60	-	1,798,782.20	6,734,299.05
TOTAL ALL	684,970,269	\$ 2,454,933.43	\$ 257,480.29	\$ (24,046.59)	\$ 1,456,158.75	\$ (318,769.42)	\$ (445,075.20)	\$ -	\$ 1,129,044.60	\$ -	\$ 6,310,516.06

DEC
2012

	KWH	FUEL ADJ	NON-FAC PP AJD	NON-FAC PP AJD #2	ENV SURCHARGE	UNWIND SURCREDIT	MEMBER RATE STABILITY	SURCHARGE	CREDITS	TIER 3 ADJ	TOTAL	
ACCURIDE	1,900,960	4,541.39	(1,978.90)	(600.70)	5,375.93	(7,963.12)	(9,961.04)				(10,586.44)	
ALCOA AUTO CASTINGS	118,520	283.14	(123.38)	(37.45)	265.52	(496.48)	(551.39)				(660.04)	
ALERIS INTERNATIONAL	14,357,250	34,299.47	(14,845.90)	(4,536.89)	34,748.88	(60,142.52)	(69,378.55)				(79,955.53)	
SEBREE MINING -STEAMPORT	2,775,925	6,631.68	(2,889.74)	(877.19)	7,874.80	(11,628.35)	(14,570.13)				(15,459.13)	
ARMSTRONG COAL											-	
ARMSTRONG DOCK	3,426,970	8,187.03	(3,567.48)	(1,082.92)	9,350.78	(14,355.58)	(17,616.61)				(19,084.80)	
ARMSTRONG-EQUALITY	1,439,480	3,438.92	(1,498.50)	(454.88)	3,632.75	(6,029.98)	(7,104.78)				(8,016.47)	
ARMSTRONG-LEWIS CREEK	352,060	841.07	(368.49)	(111.25)	1,028.41	(1,474.78)	(1,677.58)				(1,960.62)	
DOMTAR PAPER	11,160,000	26,661.24	(11,617.56)	(3,526.56)	23,348.03	(46,749.24)	(50,265.95)				(62,150.04)	
DOTIKI (WEBSTER CO)	38,450	91.86	(40.03)	(12.15)	138.79	(161.07)	(231.53)				(214.13)	
ELK CREEK	4,670	11.16	(4.86)	(1.48)	153.66	(19.56)	(164.93)				(26.01)	
HOPKINS CO COAL	122,310	292.20	(127.32)	(38.65)	391.96	(512.36)	(686.97)				(661.14)	
KBI ALLOYS	505,140	1,208.78	(525.85)	(159.62)	1,789.27	(2,116.03)	(3,007.67)				(2,813.12)	
KIMBERLY CLARK	28,240,406	62,888.32	(27,316.26)	(8,291.97)	58,156.55	(109,821.04)	(119,448.39)				(146,132.79)	
SEBREE MINING KMMC LLC	69,980	167.18	(72.85)	(22.11)	195.68	(293.15)	(364.47)				(369.72)	
MIDWAY MINE & PREP PLANT	2,296,608	5,466.60	(2,390.77)	(725.73)	5,794.38	(9,620.49)	(11,333.78)				(12,789.81)	
PATRIOT COAL	732,310	1,749.49	(782.33)	(231.41)	2,615.05	(3,067.65)	(4,581.38)				(4,078.23)	
PRECOAT METALS	1,032,580	2,468.63	(1,074.92)	(326.30)	3,347.63	(4,325.48)	(5,838.21)				(5,750.45)	
SOUTHWIRE	4,136,150	9,881.26	(4,305.73)	(1,307.02)	9,439.29	(17,326.33)	(19,415.68)				(23,034.21)	
TYSON	5,573,210	13,314.40	(5,801.71)	(1,761.13)	13,576.82	(23,346.18)	(27,019.40)				(31,037.20)	
VALLEY GRAIN	977,900	2,338.20	(1,017.99)	(309.02)	2,559.26	(4,096.42)	(4,917.95)				(5,445.92)	
TOTAL DIRECT SERVES	77,260,873	184,576.22	(80,428.57)	(24,414.43)	181,983.18	(323,645.81)	(368,336.39)	-			(430,265.80)	
SMELTERS												
ALCAN	272,708,893	651,501.54	(156,534.90)		589,347.33			498,764.39		778,765.97	2,361,844.33	
CENTURY	357,448,480	853,944.42	(205,175.43)		772,476.86			653,271.01		1,020,014.23	3,094,531.09	
SMELTERS TOTAL	630,157,373	1,505,445.96	(361,710.33)	-	1,361,824.19	-	-	1,152,035.40	-	1,798,780.20	5,456,375.42	
TOTAL ALL	707,418,246	\$ 1,690,022.18	\$ (442,138.90)	\$ (24,414.43)	\$ 1,643,807.37	\$ (323,645.81)	\$ (368,336.39)	\$ -	\$ 1,152,035.40	\$ -	\$ 1,798,780.20	\$ 5,026,109.62

JAN
2013

	KWH	FUEL ADJ	NON-FAC PP AJD	NON-FAC PP AJD #2	ENV SURCHARGE	UNWIND SURCREDIT	MEMBER RATE STABILITY	SURCHARGE	CREDITS	TIER 3 ADJ	TOTAL
ACCURIDE	2,067,620	5,142.17	(2,152.39)	(653.37)	5,622.89	(6,883.11)	(12,590.77)				(11,514.58)
ALCOA AUTO CASTINGS	119,180	296.40	(124.07)	(37.68)	274.37	(396.75)	(676.01)				(663.72)
ALERIS INTERNATIONAL	14,864,040	36,966.87	(15,473.47)	(4,697.04)	36,473.38	(49,482.39)	(86,565.20)				(82,777.85)
SEBREE MINING -STEAMPORT	3,235,103	8,045.70	(3,367.74)	(1,022.29)	8,755.03	(10,769.66)	(19,657.32)				(18,016.28)
ARMSTRONG COAL											-
ARMSTRONG DOCK	3,790,160	9,426.13	(3,945.56)	(1,197.69)	10,139.48	(12,617.44)	(22,912.32)				(21,107.40)
ARMSTRONG-EQUALITY	1,557,400	3,873.25	(1,821.25)	(492.14)	3,961.51	(5,184.58)	(9,209.95)				(8,673.16)
ARMSTRONG-LEWIS CREEK	495,430	1,232.13	(515.74)	(156.56)	1,350.74	(1,649.29)	(3,020.33)				(2,759.05)
DOMTAR PAPER	11,160,000	27,754.92	(11,617.56)	(3,526.56)	23,900.95	(37,151.64)	(61,510.15)				(62,150.04)
DOTIKI (WEBSTER CO)	77,850	193.81	(81.04)	(24.60)	213.32	(259.16)	(475.67)				(433.54)
ELK CREEK	38,540	90.87	(38.04)	(11.55)	474.75	(121.64)	(597.89)				(203.50)
HOPKINS CO COAL	170,540	424.13	(177.53)	(53.89)	470.90	(567.73)	(1,045.61)				(949.73)
AMG	824,030	2,049.36	(857.82)	(260.39)	2,270.22	(2,743.20)	(5,047.19)				(4,589.02)
KIMBERLY CLARK	26,930,250	66,975.53	(28,034.39)	(8,509.96)	58,631.21	(89,650.80)	(149,386.15)				(149,974.56)
SEBREE MINING KMMC LLC	94,530	235.10	(98.41)	(29.87)	246.54	(314.89)	(565.11)				(526.44)
MIDWAY MINE & PREP PLANT	2,549,430	6,340.43	(2,653.96)	(805.62)	6,276.53	(8,487.05)	(14,868.11)				(14,197.78)
PATRIOT COAL	546,110	1,358.18	(568.50)	(172.57)	2,621.18	(1,818.00)	(4,461.58)				(3,041.29)
PRECOAT METALS	1,454,100	3,616.35	(1,513.72)	(459.50)	4,031.52	(4,840.70)	(8,931.84)				(8,097.89)
SOUTHWIRE	4,334,690	10,760.37	(4,512.41)	(1,369.76)	9,960.48	(14,430.18)	(24,568.38)				(24,139.88)
TYSON	6,234,180	15,504.41	(6,489.78)	(1,970.00)	14,762.23	(20,753.59)	(35,771.42)				(34,718.15)
VALLEY GRAIN	1,290,060	3,208.38	(1,342.95)	(407.68)	3,120.43	(4,294.61)	(7,467.93)				(7,184.34)
TOTAL DIRECT SERVES	81,831,243	203,514.29	(85,186.33)	(25,858.68)	193,557.66	(272,416.21)	(469,328.93)				(455,718.20)
SMELTERS											
ALCAN	271,681,357	675,671.53	(59,498.22)		606,763.84			498,764.39		776,638.24	2,498,339.78
CENTURY	356,317,680	886,162.07	(78,033.57)		795,787.71			653,271.01		1,014,770.99	3,271,958.21
SMELTERS TOTAL	627,999,037	1,561,833.60	(137,531.79)	-	1,402,551.55	-	-	1,152,035.40	-	1,791,409.23	5,770,297.99
TOTAL ALL	709,830,280	\$ 1,765,347.89	\$ (222,718.12)	\$ (25,858.68)	\$ 1,596,109.21	\$ (272,416.21)	\$ (469,328.93)	\$ 1,152,035.40	\$ -	\$ 1,791,409.23	\$ 5,314,579.79

FEB
2013

	KWH	FUEL ADJ	NON-FAC PP AJD	NON-FAC PP AJD #2	ENV SURCHARGE	UNWIND SURCREDIT	MEMBER RATE STABILITY	SURCHARGE	CREDITS	TIER 3 ADJ	TOTAL
ACCURIDE	1,846,120	6,430.04	(1,921.81)	(583.37)	5,439.70	(6,145.73)	(13,499.87)				(10,281.04)
ALCOA AUTO CASTINGS	96,410	335.80	(100.36)	(30.47)	243.88	(320.95)	(664.81)				(536.91)
ALERIS INTERNATIONAL	14,142,520	49,258.40	(14,722.36)	(4,469.04)	36,117.90	(47,080.45)	(97,864.14)				(78,759.69)
SEBREE MINING -STEAMPORT	2,984,160	10,393.83	(3,106.51)	(942.99)	8,932.54	(9,934.27)	(21,961.38)				(16,618.78)
ARMSTRONG COAL											-
ARMSTRONG DOCK	3,628,780	12,639.04	(3,777.56)	(1,146.69)	10,400.83	(12,080.21)	(26,244.06)				(20,208.67)
ARMSTRONG-EQUALITY	1,391,500	4,846.59	(1,448.55)	(439.71)	3,793.83	(4,632.30)	(9,869.12)				(7,749.26)
ARMSTRONG-LEWIS CREEK	485,720	1,691.76	(505.63)	(153.49)	1,396.55	(1,616.96)	(3,517.20)				(2,704.97)
DOMTAR PAPER	10,065,000	35,056.40	(10,477.67)	(3,180.54)	23,065.03	(33,506.39)	(67,008.82)				(56,051.99)
DOTIKI (WEBSTER CO)	36,730	127.93	(38.24)	(11.61)	153.75	(122.27)	(314.12)				(204.56)
ELK CREEK	53,080	184.88	(55.26)	(16.77)	503.43	(176.70)	(735.18)				(295.60)
HOPKINS CO COAL	173,570	604.54	(180.69)	(54.85)	490.70	(577.81)	(1,248.51)				(966.62)
AMG	735,920	2,563.21	(766.09)	(232.55)	2,201.03	(2,449.88)	(5,414.06)				(4,098.34)
KIMBERLY CLARK	24,011,120	83,630.73	(24,995.58)	(7,587.51)	56,122.33	(79,933.02)	(160,954.88)				(133,717.93)
SEBREE MINING KMMC LLC	82,670	287.94	(86.06)	(26.12)	237.70	(275.21)	(598.64)				(460.39)
MIDWAY MINE & PREP PLANT	2,525,210	8,795.31	(2,628.74)	(797.97)	6,511.59	(8,406.42)	(17,536.66)				(14,062.89)
PATRIOT COAL	182,530	635.75	(190.01)	(57.68)	2,141.44	(607.64)	(2,938.37)				(1,016.51)
PRECOAT METALS	1,337,830	4,659.66	(1,392.68)	(422.75)	3,949.11	(4,453.64)	(9,790.07)				(7,450.37)
SOUTHWIRE	3,778,440	13,160.31	(3,933.36)	(1,193.99)	9,296.03	(12,578.43)	(25,792.70)				(21,042.14)
TYSON	5,527,300	19,251.59	(5,753.92)	(1,746.63)	13,908.46	(18,400.38)	(38,040.66)				(30,781.54)
VALLEY GRAIN	967,614	3,370.20	(1,007.29)	(305.77)	2,748.31	(3,221.19)	(6,972.91)				(5,388.65)
TOTAL DIRECT SERVES	74,052,224	257,923.91	(77,088.37)	(23,400.50)	187,654.14	(246,519.85)	(510,966.18)				(412,396.85)
SMELTERS											
ALCAN	246,261,912	857,730.24	(135,444.05)		562,142.89			467,605.10		776,638.24	2,528,672.42
CENTURY	322,012,371	1,121,589.09	(177,106.80)		735,058.72			612,459.10		1,014,770.99	3,306,751.10
SMELTERS TOTAL	568,274,283	1,979,299.33	(312,550.85)	-	1,297,201.61	-	-	1,080,064.20	-	1,791,409.23	5,835,423.52
TOTAL ALL	642,326,507	\$ 2,237,223.24	\$ (389,639.22)	\$ (23,400.50)	\$ 1,484,855.75	\$ (246,519.85)	\$ (510,966.18)	\$ 1,080,064.20	\$ -	\$ 1,791,409.23	\$ 5,423,026.67

MARCH
2013

	KWH	FUEL ADJ	NON-FAC PP AJD	NON-FAC PP AJD #2	ENV SURCHARGE	UNWIND SURCREDIT	MEMBER RATE STABILITY	SURCHARGE	CREDITS	TIER 3 ADJ	TOTAL
ACCURIDE	2,008,880	7,370.58	(2,091.24)	(634.81)	5,171.96	(6,687.56)	(14,316.38)				(11,187.45)
ALCOA AUTO CASTINGS	97,030	356.00	(101.01)	(30.66)	212.06	(323.01)	(653.74)				(540.36)
ALERIS INTERNATIONAL	16,101,490	59,076.37	(16,761.85)	(5,088.07)	35,518.99	(53,601.86)	(108,812.98)				(89,669.20)
SEBREE MINING -STEAMPORT	3,078,044	11,293.34	(3,204.24)	(972.66)	8,002.05	(10,246.81)	(22,013.31)				(17,141.83)
ARMSTRONG COAL											-
ARMSTRONG DOCK	4,411,280	16,184.99	(4,592.14)	(1,393.96)	10,860.38	(14,685.15)	(30,940.53)				(24,566.41)
ARMSTRONG-EQUALITY	1,552,800	5,697.22	(1,616.46)	(490.68)	3,549.62	(5,169.27)	(10,617.96)				(8,647.53)
ARMSTRONG-LEWIS CREEK	483,260	1,773.08	(503.07)	(152.71)	1,304.09	(1,608.77)	(3,503.89)				(2,691.27)
DOMTAR PAPER	11,145,000	40,891.01	(11,601.95)	(3,521.82)	22,113.59	(37,101.71)	(72,845.63)				(62,066.51)
DOTIKI (WEBSTER CO)	35,800	131.35	(37.27)	(11.31)	94.34	(119.18)	(257.30)				(199.37)
ELK CREEK	73,350	269.12	(76.36)	(23.18)	476.87	(244.18)	(810.76)				(408.49)
HOPKINS CO COAL	177,620	651.69	(184.90)	(56.13)	442.45	(591.30)	(1,250.98)				(989.17)
AMG	779,570	2,860.24	(811.53)	(246.34)	2,104.27	(2,595.19)	(5,652.87)				(4,341.42)
KIMBERLY CLARK	28,699,800	97,961.57	(27,794.49)	(8,437.14)	54,057.47	(88,863.63)	(175,594.97)				(148,891.19)
SEBREE MINING KMMC LLC	75,500	277.01	(78.60)	(23.86)	198.84	(251.34)	(542.52)				(420.47)
MIDWAY MINE & PREP PLANT	2,694,340	9,885.53	(2,804.81)	(651.41)	6,069.81	(8,969.46)	(18,334.44)				(15,004.76)
PATRIOT COAL											-
PRECOAT METALS	1,324,300	4,858.86	(1,378.60)	(418.48)	3,536.06	(4,408.59)	(9,564.28)				(7,375.03)
SOUTHWIRE	4,051,860	14,866.27	(4,217.99)	(1,280.39)	8,696.17	(13,488.64)	(27,140.23)				(22,564.81)
TYSON	5,648,660	20,724.90	(5,880.24)	(1,784.97)	12,670.77	(18,804.36)	(38,383.42)				(31,457.32)
VALLEY GRAIN	1,081,930	3,969.60	(1,126.29)	(341.89)	2,560.76	(3,601.74)	(7,485.71)				(6,025.27)
TOTAL DIRECT SERVES	81,520,504	299,098.73	(84,862.84)	(25,760.47)	177,640.55	(271,381.75)	(548,721.90)				(453,987.68)
SMELTERS											
ALCAN	272,744,758	1,000,700.52	(151,918.83)		558,947.55			498,331.62		776,638.24	2,682,699.10
CENTURY	357,352,333	1,311,125.71	(199,045.25)		732,337.48			652,704.18		1,014,770.99	3,511,893.11
SMELTERS TOTAL	630,097,091	2,311,826.23	(350,964.08)	-	1,291,285.03	-	-	1,151,035.80	-	1,791,409.23	6,194,592.21
TOTAL ALL	711,617,595	\$ 2,610,924.96	\$ (435,826.92)	\$ (25,760.47)	\$ 1,468,925.58	\$ (271,381.75)	\$ (548,721.90)	\$ 1,151,035.80	\$ -	\$ 1,791,409.23	\$ 5,740,604.53

APRIL
2013

	KWH	FUEL ADJ	NON-FAC PP AJD	NON-FAC PP AJD #2	ENV SURCHARGE	UNWIND SURCREDIT	MEMBER RATE STABILITY	SURCHARGE	CREDITS	TIER ADJ CHARGE	TOTAL
ACCURIDE	2,218,670	7,164.09	(2,309.64)	(701.10)	5,903.50	(7,385.95)	(15,026.68)				(12,355.78)
ALCOA AUTO CASTINGS	87,150	281.41	(90.72)	(27.54)	216.09	(290.12)	(574.46)				(485.34)
ALERIS INTERNATIONAL	13,736,690	44,355.77	(14,299.89)	(4,340.79)	33,948.12	(45,729.44)	(90,433.39)				(76,499.62)
SEBREE MINING -STEAMPORT	3,153,100	10,181.36	(3,282.38)	(996.38)	8,702.37	(10,496.67)	(21,867.92)				(17,559.62)
ARMSTRONG COAL											-
ARMSTRONG DOCK	3,887,410	12,552.45	(4,046.79)	(1,228.42)	10,617.22	(12,941.19)	(26,602.25)				(21,648.98)
ARMSTRONG-EQUALITY	1,507,800	4,868.69	(1,569.62)	(476.46)	3,851.27	(5,019.47)	(10,051.34)				(6,396.93)
ARMSTRONG-LEWIS CREEK	599,210	1,934.85	(623.78)	(189.35)	1,633.94	(1,994.77)	(4,097.89)				(3,337.00)
DOMTAR PAPER	10,800,000	34,873.20	(11,242.80)	(3,412.80)	23,052.19	(35,953.20)	(67,461.79)				(60,145.20)
DOTIKI (WEBSTER CO)	83,200	268.65	(86.61)	(26.29)	213.39	(276.97)	(555.51)				(463.34)
ELK CREEK	173,670	560.78	(180.79)	(54.88)	649.06	(578.15)	(1,363.19)				(967.17)
HOPKINS CO COAL	171,440	553.58	(178.47)	(54.18)	463.26	(570.72)	(1,168.23)				(954.76)
AMG	647,150	2,089.65	(673.68)	(204.50)	2,001.30	(2,154.36)	(4,662.39)				(3,603.98)
KIMBERLY CLARK	25,356,830	81,877.20	(26,396.46)	(8,012.76)	55,677.65	(84,412.89)	(159,944.93)				(141,212.19)
SEBREE MINING KMMC LLC	45,630	147.34	(47.50)	(14.42)	161.20	(151.90)	(348.83)				(254.11)
MIDWAY MINE & PREP PLANT	2,513,500	8,116.09	(2,616.55)	(794.27)	6,191.68	(8,367.44)	(16,527.19)				(13,997.68)
PATRIOT COAL											-
PRECOAT METALS	1,489,250	4,808.79	(1,550.31)	(470.60)	3,995.38	(4,957.71)	(10,119.18)				(8,293.63)
SOUTHWIRE	4,119,850	13,303.00	(4,288.76)	(1,301.87)	9,518.04	(13,714.98)	(26,458.87)				(22,943.44)
TYSON	5,936,530	19,169.06	(6,179.93)	(1,875.94)	14,048.84	(19,762.71)	(38,459.85)				(33,060.53)
VALLEY GRAIN	1,001,460	3,233.71	(1,042.52)	(316.46)	2,526.08	(3,333.86)	(6,644.08)				(5,577.13)
TOTAL DIRECT SERVES	77,528,540	250,339.67	(80,707.20)	(24,499.01)	183,370.68	(258,092.50)	(502,167.97)				(431,756.43)
SMELTERS											
ALCAN	263,554,592	851,017.78	(99,096.53)		577,305.51			488,377.96		776,638.24	2,594,242.96
CENTURY	345,251,165	1,114,816.01	(129,814.44)		756,258.50			639,667.04		1,014,770.99	3,395,698.10
SMELTERS TOTAL	608,805,757	1,965,833.79	(228,910.97)	-	1,333,564.01	-	-	1,128,045.00	-	1,791,409.23	5,989,941.06
TOTAL ALL	686,334,297	\$ 2,216,173.46	\$ (309,618.17)	\$ (24,499.01)	\$ 1,516,934.69	\$ (258,092.50)	\$ (502,167.97)	\$ 1,128,045.00	\$ -	\$ 1,791,409.23	\$ 5,558,184.63

MAY
2013

	KWH	FUEL ADJ	NON-FAC PP AJD	NON-FAC PP AJD #2	ENV SURCHARGE	UNWIND SURCREDIT	MEMBER RATE STABILITY	SURCHARGE	CREDITS	TIER ADJ CHARGE	TOTAL
ACCURIDE	2,361,538	8,414.16	(2,458.36)	(746.25)	5,751.21	(7,861.56)	(16,250.61)				(13,151.41)
ALCOA AUTO CASTINGS	82,950	295.55	(86.35)	(26.21)	181.56	(276.14)	(550.36)				(461.95)
ALERIS INTERNATIONAL	15,787,060	56,249.29	(16,434.33)	(4,988.71)	35,027.54	(52,555.12)	(105,216.81)				(87,918.14)
SEBREE MINING -STEAMPORT	2,950,380	10,512.20	(3,071.35)	(932.32)	7,959.29	(9,821.82)	(21,076.67)				(16,430.67)
ARMSTRONG COAL											-
ARMSTRONG DOCK	3,919,200	13,964.11	(4,079.89)	(1,238.47)	9,991.92	(13,047.02)	(27,416.68)				(21,826.03)
ARMSTRONG-EQUALITY	1,438,810	5,126.48	(1,497.80)	(454.66)	3,499.84	(4,789.80)	(9,896.79)				(8,012.73)
ARMSTRONG-LEWIS CREEK	665,400	2,370.82	(692.68)	(210.27)	2,693.45	(2,215.12)	(5,651.81)				(3,705.61)
DOMTAR PAPER	26,034,263	92,760.08	(27,101.67)	(8,226.83)	52,508.99	(86,668.06)	(168,257.32)				(144,984.81)
DOTIKI (WEBSTER CO)	70,630	251.65	(73.53)	(22.32)	182.94	(235.13)	(496.95)				(393.34)
ELK CREEK	402,050	1,432.50	(418.53)	(127.05)	919.56	(1,338.42)	(2,707.07)				(2,239.01)
HOPKINS CO COAL	142,398	507.36	(148.24)	(45.00)	383.97	(474.04)	(1,017.07)				(793.02)
AMG	612,910	2,183.80	(638.04)	(193.68)	1,846.68	(2,040.38)	(4,571.68)				(3,413.30)
KIMBERLY CLARK	23,914,540	85,207.51	(24,895.04)	(7,556.99)	51,164.07	(79,611.50)	(157,488.12)				(133,180.07)
SEBREE MINING KMMC LLC	33,580	119.65	(34.96)	(10.61)	99.81	(111.79)	(249.11)				(187.01)
MIDWAY MINE & PREP PLANT	2,440,293	8,694.76	(2,540.35)	(771.13)	5,683.97	(8,123.74)	(16,533.50)				(13,589.99)
PATRIOT COAL											-
PRECOAT METALS	1,429,250	5,092.42	(1,487.85)	(451.64)	3,713.37	(4,757.97)	(10,067.82)				(7,959.49)
SOUTHWIRE	4,275,050	15,232.00	(4,450.33)	(1,350.92)	9,284.10	(14,231.64)	(28,290.97)				(23,807.76)
TYSON	6,314,620	22,498.99	(6,573.52)	(1,995.42)	14,063.24	(21,021.37)	(42,138.04)				(35,166.12)
VALLEY GRAIN	1,089,260	3,881.03	(1,133.92)	(344.21)	2,492.92	(3,626.15)	(7,335.76)				(6,066.09)
TOTAL DIRECT SERVES	93,964,182	334,794.36	(97,816.74)	(29,692.69)	207,448.43	(312,806.77)	(625,213.14)				(523,266.55)
SMELTERS											
ALCAN	270,606,008	964,169.21	(136,385.43)		564,691.57			498,764.39		776,638.24	2,667,877.98
CENTURY	356,877,178	1,271,553.38	(179,866.10)		744,719.37			653,271.01		1,014,770.99	3,504,448.65
SMELTERS TOTAL	627,483,186	2,235,722.59	(316,251.53)	-	1,309,410.94	-	-	1,152,035.40	-	1,791,409.23	6,172,326.63
TOTAL ALL	721,447,368	\$ 2,570,516.95	\$ (414,068.27)	\$ (29,692.69)	\$ 1,516,859.37	\$ (312,806.77)	\$ (625,213.14)	\$ 1,152,035.40	\$ -	\$ 1,791,409.23	\$ 5,649,040.08

JUNE
2013

	KWH	FUEL ADJ	NON-FAC PP AJD	NON-FAC PP AJD #2	ENV SURCHARGE	UNWIND SURCREDIT	MEMBER RATE STABILITY	SURCHARGE	CREDITS	TIER ADJ CHARGE	TOTAL
ACCURIDE	2,031,670	7,255.09	(2,114.97)	(642.01)	5,710.79	(6,763.43)	(14,759.84)				(11,314.37)
ALCOA AUTO CASTINGS	79,050	282.29	(82.29)	(24.98)	176.97	(263.16)	(529.06)				(440.23)
ALERIS INTERNATIONAL	15,397,440	54,984.26	(16,028.74)	(4,865.59)	36,974.53	(51,258.08)	(105,554.73)				(85,748.35)
SEBREE MINING -STEAMPORT	2,181,320	7,789.49	(2,270.75)	(689.30)	7,434.19	(7,261.61)	(17,149.79)				(12,147.77)
ARMSTRONG COAL											-
ARMSTRONG DOCK	3,621,720	12,933.16	(3,770.21)	(1,144.46)	10,260.57	(12,056.71)	(26,391.70)				(20,169.35)
ARMSTRONG-EQUALITY	1,446,710	5,166.20	(1,506.03)	(457.16)	3,815.08	(4,816.10)	(10,258.72)				(8,056.73)
ARMSTRONG-LEWIS CREEK	741,460	2,647.75	(771.86)	(234.30)	3,005.61	(2,468.32)	(6,308.07)				(4,129.19)
DOMTAR PAPER	25,084,156	89,575.52	(26,112.61)	(7,926.59)	55,145.64	(83,505.16)	(166,870.46)				(139,693.66)
DOTIKI (WEBSTER CO)	77,040	275.11	(80.20)	(24.34)	217.07	(256.47)	(560.20)				(429.03)
ELK CREEK	388,850	1,388.58	(404.79)	(122.88)	970.59	(1,294.48)	(2,702.53)				(2,165.51)
HOPKINS CO COAL	108,060	385.88	(112.49)	(34.15)	357.09	(359.73)	(838.39)				(601.79)
AMG	605,350	2,161.70	(630.17)	(191.29)	1,975.99	(2,015.21)	(4,672.21)				(3,371.19)
KIMBERLY CLARK	26,349,550	94,094.24	(27,429.88)	(8,326.46)	58,721.68	(87,717.65)	(176,082.57)				(146,740.64)
SEBREE MINING KMMC LLC	34,800	124.27	(36.23)	(11.00)	114.69	(115.85)	(269.69)				(193.81)
MIDWAY MINE & PREP PLANT	2,436,780	8,701.74	(2,536.69)	(770.02)	6,091.30	(8,112.04)	(16,944.72)				(13,570.43)
PATRIOT COAL											-
PRECOAT METALS	1,355,870	4,841.81	(1,411.46)	(428.45)	3,899.23	(4,513.69)	(9,938.27)				(7,550.83)
SOUTHWIRE	4,430,780	15,822.32	(4,612.44)	(1,400.13)	10,328.09	(14,750.07)	(30,062.79)				(24,675.02)
TYSON	6,183,400	22,080.92	(6,436.92)	(1,953.95)	15,027.25	(20,584.54)	(42,568.11)				(34,435.35)
VALLEY GRAIN	1,007,660	3,598.35	(1,048.97)	(318.42)	2,536.09	(3,354.50)	(7,024.20)				(5,611.65)
TOTAL DIRECT SERVES	93,561,666	334,108.68	(97,397.70)	(29,565.48)	222,762.45	(311,466.80)	(639,486.05)				(521,044.90)
SMELTERS											
ALCAN	260,258,173	929,381.94	(150,949.74)		583,267.50		488,377.96			776,638.24	2,626,715.90
CENTURY	344,543,517	1,230,364.90	(199,835.24)		772,160.33		639,667.04			1,014,770.99	3,457,128.02
SMELTERS TOTAL	604,801,690	2,159,746.84	(350,784.98)	-	1,355,427.83	-	1,128,045.00	-	-	1,791,409.23	6,083,843.92
TOTAL ALL	698,383,356	\$ 2,493,855.52	\$ (448,182.68)	\$ (29,565.48)	\$ 1,578,190.28	\$ (311,466.80)	\$ (639,486.05)	\$ 1,128,045.00	\$ -	\$ 1,791,409.23	\$ 5,562,799.02

JULY
2013

	KWH	FUEL ADJ	NON-FAC PP AJD	NON-FAC PP AJD #2	ENV SURCHARGE	UNWIND SURCREDIT	MEMBER RATE STABILITY	SURCHARGE	CREDITS	TIER ADJ CHARGE	TOTAL
ACCURIDE	2,241,260	6,983.77	(2,333.15)	(708.24)	6,022.46	(7,294.96)	(12,910.20)				(10,240.32)
ALCOA AUTO CASTINGS	80,390	250.50	(83.69)	(25.40)	174.75	(261.45)	(422.01)				(367.30)
ALERIS INTERNATIONAL	15,282,410	47,619.99	(15,908.99)	(4,829.24)	36,502.90	(49,744.71)	(83,465.28)				(69,825.33)
SEBREE MINING -STEAMPORT	1,532,800	4,776.20	(1,595.64)	(484.36)	5,676.22	(4,925.06)	(10,450.71)				(7,003.35)
ARMSTRONG COAL											-
ARMSTRONG DOCK	3,652,890	11,382.41	(3,802.66)	(1,154.31)	10,228.17	(11,878.51)	(21,463.15)				(16,690.05)
ARMSTRONG-EQUALITY	1,414,740	4,408.33	(1,472.74)	(447.06)	3,648.12	(4,601.02)	(7,999.57)				(6,463.94)
ARMSTRONG-LEWIS CREEK	852,690	2,656.98	(887.65)	(269.45)	3,104.20	(2,784.03)	(5,715.99)				(3,895.94)
DOMTAR PAPER	25,916,876	80,756.99	(26,979.47)	(8,189.73)	55,015.00	(84,602.66)	(134,414.34)				(118,414.21)
DOTIKI (WEBSTER CO)	78,460	244.48	(81.68)	(24.79)	212.31	(255.39)	(453.41)				(358.48)
ELK CREEK	402,870	1,255.34	(419.39)	(127.31)	968.67	(1,315.10)	(2,202.93)				(1,840.72)
HOPKINS CO COAL	50,600	157.67	(52.67)	(15.99)	124.86	(160.06)	(285.00)				(231.19)
AMG	643,660	2,005.64	(670.05)	(203.40)	1,990.00	(2,095.59)	(3,967.49)				(2,940.89)
KIMBERLY CLARK	25,702,700	80,089.61	(26,756.51)	(8,122.05)	58,691.45	(83,661.87)	(135,676.26)				(117,435.63)
SEBREE MINING KMMC LLC	35,210	109.71	(36.65)	(11.13)	109.16	(114.44)	(217.52)				(160.87)
MIDWAY MINE & PREP PLANT	2,304,180	7,179.82	(2,398.65)	(728.12)	5,738.33	(7,489.67)	(12,829.51)				(10,527.80)
PATRIOT COAL											-
PENNYRILE	2,690	8.38	(2.80)	(0.85)	163.52	(8.69)	(171.66)				(12.29)
PRECOAT METALS	1,436,640	4,476.57	(1,495.54)	(453.98)	3,988.56	(4,675.45)	(8,404.17)				(6,564.01)
SOUTHWIRE	4,579,710	14,270.38	(4,767.48)	(1,447.19)	10,471.15	(14,917.90)	(24,533.66)				(20,924.70)
TYSON	6,566,860	20,462.34	(6,836.10)	(2,075.13)	15,408.73	(21,390.08)	(35,573.74)				(30,003.98)
VALLEY GRAIN	1,017,220	3,169.66	(1,058.93)	(321.44)	2,511.03	(3,309.24)	(5,638.76)				(4,647.68)
TOTAL DIRECT SERVES	93,794,856	292,284.77	(97,640.44)	(29,639.17)	218,747.59	(305,486.08)	(506,795.35)				(428,548.68)
						(1)	(2)				
SMELTERS											
ALCAN	265,722,842	827,992.37	(145,350.39)		582,290.45			498,764.39	(123,155.84)	776,638.24	2,417,179.22
CENTURY	355,530,368	1,107,832.63	(194,475.11)		779,089.74			653,271.01		1,014,770.99	3,360,489.26
SMELTERS TOTAL	621,253,210	1,935,825.00	(339,825.50)	-	1,361,380.19	-	-	1,152,035.40	(123,155.84)	1,791,409.23	5,777,668.48
TOTAL ALL	715,048,066	\$ 2,228,089.77	\$ (437,465.94)	\$ (29,639.17)	\$ 1,580,127.78	\$ (305,486.08)	\$ (506,795.35)	\$ 1,152,035.40	\$ (123,155.84)	\$ 1,791,409.23	\$ 5,349,119.80

(1) Includes adjustment for April 13-June 13 \$ 4,505.92
 (2) Includes adjustment for April 13-June 13 \$ (4,505.92)

AUGUST
2013

	KWH	FUEL ADJ	NON-FAC PP AJD	NON-FAC PP AJD #2	ENV SURCHARGE	UNWIND SURCREDIT	MEMBER RATE STABILITY	SURCHARGE	CREDITS	TIER ADJ CHARGE	TOTAL
ACCURIDE	2,381,640	8,126.16	(2,479.29)	(752.60)	7,004.33	(7,871.32)	(14,909.00)				(10,881.72)
ALCOA AUTO CASTINGS	77,380	284.02	(80.55)	(24.45)	189.85	(255.74)	(446.67)				(353.54)
ALERIS INTERNATIONAL	15,535,242	53,006.25	(16,172.19)	(4,909.14)	41,078.94	(51,343.97)	(92,640.42)				(70,980.53)
SEBREE MINING -STEAMPORT	1,274,001	4,346.89	(1,326.24)	(402.58)	5,327.93	(4,210.57)	(9,556.34)				(5,820.91)
ARMSTRONG COAL											-
ARMSTRONG DOCK	3,877,770	13,230.95	(4,036.76)	(1,225.38)	11,947.69	(12,816.03)	(24,818.01)				(17,717.54)
ARMSTRONG-EQUALITY	1,424,340	4,859.85	(1,482.74)	(450.09)	4,150.66	(4,707.44)	(8,878.05)				(6,507.81)
ARMSTRONG-LEWIS CREEK	914,620	3,120.68	(952.12)	(289.02)	3,602.45	(3,022.82)	(6,638.07)				(4,178.90)
DOMTAR PAPER	10,293,728	35,122.20	(10,715.77)	(3,252.82)	25,471.05	(34,020.77)	(59,635.93)				(47,032.04)
DOTIKI (WEBSTER CO)	111,860	381.87	(116.45)	(35.35)	293.08	(369.70)	(664.34)				(511.09)
ELK CREEK	402,350	1,372.82	(418.85)	(127.14)	1,096.52	(1,329.77)	(2,431.92)				(1,838.34)
HOPKINS CO COAL	50,461	172.17	(52.53)	(15.95)	141.05	(166.77)	(308.53)				(230.56)
AMG	590,750	2,015.64	(614.97)	(186.68)	2,169.48	(1,952.43)	(4,130.18)				(2,699.14)
KIMBERLY CLARK	26,741,350	91,241.49	(27,837.75)	(8,450.27)	65,415.46	(88,380.16)	(154,170.01)				(122,181.24)
SEBREE MINING KMMC LLC	30,100	102.70	(31.33)	(9.51)	108.99	(99.48)	(208.89)				(137.52)
MIDWAY MINE & PREP PLANT	2,330,990	7,953.34	(2,426.56)	(736.59)	6,421.68	(7,703.92)	(14,158.24)				(10,650.29)
PATRIOT COAL											-
PENNYRILE	147,170	502.14	(153.20)	(46.51)	2,088.51	(486.40)	(2,576.96)				(672.42)
PRECOAT METALS	1,470,170	5,016.22	(1,530.45)	(464.57)	4,553.80	(4,858.91)	(9,433.30)				(6,717.21)
SOUTHWIRE	4,662,100	15,907.09	(4,853.25)	(1,473.22)	11,888.23	(15,408.24)	(27,361.75)				(21,301.14)
TYSON	6,893,140	23,519.39	(7,175.76)	(2,178.23)	18,031.92	(22,781.83)	(40,910.25)				(31,494.76)
VALLEY GRAIN	1,087,420	3,710.28	(1,132.00)	(343.62)	2,984.20	(3,593.92)	(6,593.35)				(4,968.41)
TOTAL DIRECT SERVES	80,296,582	273,971.95	(83,588.76)	(25,373.72)	213,965.82	(265,380.19)	(480,470.21)				(366,875.11)
SMELTERS											
ALCAN	263,120,784	897,788.11	(155,767.50)		652,482.11			498,764.39	(259,389.57)	776,638.24	2,410,495.78
CENTURY	218,673,363	746,113.52	(129,454.63)		504,328.23			400,391.91		621,956.40	2,143,335.43
SMELTERS TOTAL	481,794,147	1,643,881.63	(285,222.13)		1,156,810.34			899,156.30	(259,389.57)	1,398,594.64	4,553,831.21
TOTAL ALL	562,090,729	\$ 1,917,853.58	\$ (368,810.89)	\$ (25,373.72)	\$ 1,370,776.16	\$ (265,380.19)	\$ (480,470.21)	\$ 899,156.30	\$ (259,389.57)	\$ 1,398,594.64	\$ 4,186,956.10

SEPT
2013

	KWH	FUEL ADJ	NON-FAC PP AJD	NON-FAC PP AJD #2	ENV SURCHARGE	UNWIND SURCREDIT	MEMBER RATE STABILITY	SURCHARGE	CREDITS	TIER ADJ CHARGE	TOTAL
ACCURIDE	2,168,870	5,615.20	(843.69)		6,526.96	(7,168.12)	(11,940.45)				(7,810.10)
ALCOA AUTO CASTINGS	72,780	188.43	(28.31)		175.85	(240.54)	(357.51)				(262.08)
ALERIS INTERNATIONAL	14,968,640	38,753.81	(5,822.80)		38,699.49	(49,471.36)	(76,061.21)				(53,902.07)
SEBREE MINING -STEAMPORT	2,376,462	6,152.66	(924.44)		7,367.38	(7,854.21)	(13,299.03)				(8,557.64)
ARMSTRONG COAL											-
ARMSTRONG DOCK	3,862,640	10,000.37	(1,502.57)		11,644.12	(12,766.03)	(21,285.26)				(13,909.37)
ARMSTRONG-EQUALITY	1,371,270	3,550.22	(533.42)		4,007.70	(4,532.05)	(7,430.39)				(4,937.94)
ARMSTRONG-LEWIS CREEK	938,720	2,430.35	(365.16)		3,516.39	(3,102.47)	(5,859.44)				(3,380.33)
DOMTAR PAPER	10,800,000	27,961.20	(4,201.20)		25,487.25	(35,694.00)	(52,444.05)				(38,890.80)
DOTIKI (WEBSTER CO)	82,700	214.11	(32.17)		235.53	(273.32)	(441.95)				(297.80)
ELK CREEK	388,945	1,006.98	(151.30)		1,042.17	(1,285.46)	(2,012.98)				(1,400.59)
HOPKINS CO COAL	25,280	65.45	(9.83)		98.10	(83.55)	(161.20)				(91.03)
AMG	511,080	1,323.19	(198.81)		1,971.02	(1,689.12)	(3,246.68)				(1,840.40)
KIMBERLY CLARK	25,563,310	66,183.41	(9,944.13)		61,789.96	(84,486.74)	(125,595.98)				(92,053.48)
SEBREE MINING KMMC LLC	27,700	71.72	(10.78)		101.82	(91.55)	(170.96)				(99.75)
MIDWAY MINE & PREP PLANT	2,078,700	5,381.75	(808.61)		5,947.60	(6,870.10)	(11,136.03)				(7,485.39)
PATRIOT COAL											-
PENNYRILE	167,080	432.57	(64.99)		2,034.07	(552.20)	(2,451.10)				(601.65)
PRECOAT METALS	1,381,290	3,576.16	(537.32)		4,245.85	(4,565.16)	(7,693.55)				(4,974.02)
SOUTHWIRE	4,420,550	11,444.80	(1,719.59)		11,081.09	(14,609.92)	(22,114.78)				(15,918.40)
TYSON	5,974,160	15,467.10	(2,323.95)		16,193.12	(19,744.60)	(31,104.62)				(21,512.95)
VALLEY GRAIN	963,600	2,494.76	(374.84)		2,804.04	(3,184.70)	(5,209.18)				(3,469.92)
TOTAL DIRECT SERVES	78,143,777	202,314.24	(30,397.91)	-	204,969.51	(258,265.20)	(400,016.35)				(281,395.71)
SMELTERS											
ALCAN	258,578,246	669,459.08	(139,115.10)		609,756.29			488,377.96	(98,547.85)	776,638.24	2,306,568.62
CENTURY											
SMELTERS TOTAL	258,578,246	669,459.08	(139,115.10)	-	609,756.29	-	-	488,377.96	(98,547.85)	776,638.24	2,306,568.62
TOTAL ALL	336,722,023	\$ 871,773.32	\$ (169,513.01)	\$ -	\$ 814,725.80	\$ (258,265.20)	\$ (400,016.35)	\$ 488,377.96	\$ (98,547.85)	\$ 776,638.24	\$ 2,025,172.91

OCT
2013

	KWH	FUEL ADJ	NON-FAC PP AJD	NON-FAC PP AJD #2	ENV SURCHARGE	UNWIND SURCREDIT	MEMBER RATE STABILITY	SURCHARGE	CREDITS	TIER ADJ CHARGE	TOTAL
ACCURIDE	2,164,170	6,061.84	(841.86)		5,902.45	(7,152.58)	(11,763.02)				(7,793.17)
ALCOA AUTO CASTINGS	81,870	229.32	(31.85)		208.11	(270.58)	(429.82)				(294.82)
ALERIS INTERNATIONAL	14,220,156	39,830.66	(5,531.64)		35,383.33	(46,997.62)	(73,891.51)				(51,206.78)
SEBREE MINING -STEAMPORT	3,002,440	8,409.83	(1,167.95)		7,993.03	(9,923.06)	(16,123.64)				(10,811.79)
ARMSTRONG COAL											-
ARMSTRONG DOCK	4,385,890	12,284.88	(1,706.11)		11,729.64	(14,495.37)	(23,606.63)				(15,793.59)
ARMSTRONG-EQUALITY	1,484,570	4,158.28	(577.50)		3,778.27	(4,906.50)	(7,798.49)				(5,345.94)
ARMSTRONG-LEWIS CREEK	1,119,500	3,135.72	(435.49)		3,371.62	(3,699.95)	(6,403.22)				(4,031.32)
DOMTAR PAPER	11,160,000	31,259.16	(4,341.24)		25,054.92	(36,883.80)	(55,276.20)				(40,187.16)
DOTIKI (WEBSTER CO)	103,460	289.79	(40.25)		249.22	(341.94)	(529.38)				(372.56)
ELK CREEK	414,120	1,159.95	(161.09)		1,012.91	(1,368.67)	(2,134.34)				(1,491.24)
HOPKINS CO COAL	30,250	84.73	(11.77)		93.44	(99.98)	(175.35)				(108.93)
AMG	715,420	2,003.89	(278.30)		2,057.67	(2,364.46)	(3,995.03)				(2,576.23)
KIMBERLY CLARK	26,832,310	75,157.30	(10,437.77)		61,038.77	(88,680.78)	(133,700.67)				(96,623.15)
SEBREE MINING KMMC LLC	42,560	119.21	(16.56)		129.94	(140.66)	(245.19)				(153.26)
MIDWAY MINE & PREP PLANT	2,233,140	6,255.03	(868.69)		5,767.54	(7,380.53)	(11,814.89)				(8,041.54)
PATRIOT COAL											-
PENNYRILE	257,240	720.53	(100.07)		1,719.23	(850.18)	(2,415.83)				(926.32)
PRECOAT METALS	1,466,530	4,107.75	(570.48)		3,955.58	(4,846.88)	(7,926.94)				(5,280.97)
SOUTHWIRE	4,252,540	11,911.36	(1,654.24)		10,267.66	(14,054.64)	(21,783.54)				(15,313.40)
TYSON	6,300,138	17,646.69	(2,450.75)		15,131.97	(20,821.96)	(32,192.74)				(22,686.79)
VALLEY GRAIN	1,258,410	3,524.81	(489.52)		3,212.80	(4,159.05)	(6,620.66)				(4,531.62)
TOTAL DIRECT SERVES	81,524,714	228,350.73	(31,713.13)	-	198,058.10	(269,439.19)	(418,827.09)				(293,670.58)
SMELTERS											
ALCAN	272,304,454	762,724.78	(101,024.95)		619,626.51			498,764.39		776,638.24	2,556,728.97
CENTURY											-
SMELTERS TOTAL	272,304,454	762,724.78	(101,024.95)	-	619,626.51	-	-	498,764.39	-	776,638.24	2,556,728.97
TOTAL ALL	353,829,168	\$ 991,075.51	\$ (132,738.08)	\$ -	\$ 817,684.61	\$ (269,439.19)	\$ (418,827.09)	\$ 498,764.39	\$ -	\$ 776,638.24	\$ 2,263,158.39

NOVEMBER
2013

	KWH	FUEL ADJ	NON-FAC PP AJD	NON-FAC PP AJD #2	ENV SURCHARGE	UNWIND SURCREDIT	MEMBER RATE STABILITY	SURCHARGE	CREDITS	TIER ADJ CHARGE	TOTAL
ACCURIDE	1,957,770	5,270.32	(761.57)		7,437.99	(6,470.43)	(12,526.24)				(7,049.93)
ALCOA AUTO CASTINGS	89,130	239.94	(34.67)		291.43	(294.57)	(523.09)				(320.96)
ALERIS INTERNATIONAL	12,598,210	33,914.38	(4,900.70)		44,473.52	(41,637.08)	(77,216.27)				(45,366.15)
SEBREE MINING -STEAMPORT	2,698,320	7,263.88	(1,049.65)		10,221.73	(8,917.95)	(17,234.66)				(9,716.65)
ARMSTRONG COAL											
ARMSTRONG DOCK	4,211,119	11,336.33	(1,638.13)		15,634.27	(13,917.75)	(26,578.97)				(15,164.25)
ARMSTRONG-EQUALITY	1,327,933	3,574.80	(516.57)		4,791.77	(4,388.82)	(8,243.07)				(4,781.89)
ARMSTRONG-LEWIS CREEK	958,336	2,579.84	(372.79)		4,333.14	(3,167.30)	(6,823.86)				(3,450.97)
DOMTAR PAPER	10,762,442	28,972.49	(4,186.59)		32,178.10	(35,569.87)	(60,149.69)				(38,755.56)
DOTIKI (WEBSTER CO)	56,180	151.24	(21.85)		224.06	(185.67)	(370.08)				(202.30)
ELK CREEK	409,100	1,101.30	(159.14)		1,345.10	(1,352.08)	(2,408.35)				(1,473.17)
HOPKINS CO COAL	46,200	124.37	(17.97)		167.03	(152.69)	(287.10)				(166.36)
AMG	612,580	1,649.07	(238.29)		2,633.99	(2,024.58)	(4,228.09)				(2,205.90)
KIMBERLY CLARK	25,899,570	69,721.64	(10,074.93)		78,473.41	(85,598.08)	(145,786.39)				(93,264.35)
SEBREE MINING KMMC LLC	56,380	151.77	(21.93)		204.80	(186.34)	(351.32)				(203.02)
MIDWAY MINE & PREP PLANT	2,533,920	6,821.31	(985.69)		8,615.99	(8,374.61)	(15,201.64)				(9,124.64)
PATRIOT COAL											
PENNYRILE	220,920	594.72	(85.94)		2,486.31	(730.14)	(3,060.49)				(795.54)
PRECOAT METALS	1,307,310	3,519.28	(508.54)		5,118.55	(4,320.66)	(8,516.25)				(4,707.62)
SOUTHWIRE	4,023,880	10,832.28	(1,565.29)		13,138.83	(13,298.92)	(23,596.89)				(14,489.99)
TYSON	5,344,930	14,388.55	(2,079.18)		18,004.02	(17,664.99)	(31,895.50)				(19,247.10)
VALLEY GRAIN	1,119,810	3,014.53	(435.61)		3,996.62	(3,700.97)	(6,907.01)				(4,032.44)
TOTAL DIRECT SERVES	78,234,040	205,222.04	(29,655.03)	-	253,770.66	(251,953.50)	(451,902.96)				(274,518.79)
SMELTERS											
ALCAN	265,062,080	713,547.12	(7,156.68)		799,309.69			488,810.73		776,638.24	2,771,149.10
CENTURY											
SMELTERS TOTAL	265,062,080	713,547.12	(7,156.68)	-	799,309.69	-	-	488,810.73	-	776,638.24	2,771,149.10
TOTAL ALL	341,296,120	\$ 918,769.16	\$(36,811.71)	-	\$ 1,053,080.35	\$(251,953.50)	\$(451,902.96)	488,810.73	-	\$ 776,638.24	\$ 2,496,630.31

DECEMBER
2013

	KWH	FUEL ADJ	NON-FAC PP AJD	NON-FAC PP AJD #2	ENV SURCHARGE	UNWIND SURCREDIT	MEMBER RATE STABILITY	SURCHARGE	CREDITS	TIER ADJ CHARGE	TOTAL
ACCURIDE	1,903,550	4,945.42	(740.48)	-	6,997.27	(6,291.23)	(11,765.66)				(8,854.68)
ALCOA AUTO CASTINGS	64,280	166.95	(25.00)	-	228.30	(212.38)	(389.27)				(231.40)
ALERIS INTERNATIONAL	12,696,400	32,985.25	(4,938.90)	-	42,688.75	(41,961.60)	(74,493.24)				(45,719.74)
SEBREE MINING -STEAMPORT	2,291,540	5,953.42	(891.41)	-	8,801.07	(7,573.54)	(14,541.38)				(8,251.84)
ARMSTRONG COAL											-
ARMSTRONG DOCK	4,336,170	11,265.37	(1,686.77)	-	15,318.16	(14,331.04)	(26,180.27)				(15,614.55)
ARMSTRONG-EQUALITY	1,340,910	3,483.68	(521.61)	-	4,669.39	(4,431.71)	(8,028.36)				(4,828.61)
ARMSTRONG-LEWIS CREEK	1,131,890	2,940.65	(440.31)	-	4,449.38	(3,740.90)	(7,284.78)				(4,075.94)
DOMTAR PAPER	10,875,028	28,253.32	(4,230.39)	-	30,741.53	(35,941.97)	(57,983.47)				(39,160.98)
DOTIKI (WEBSTER CO)	28,890	75.06	(11.24)	-	100.46	(95.48)	(172.83)				(104.03)
ELK CREEK	430,680	1,118.91	(167.53)	-	1,317.98	(1,423.40)	(2,396.83)				(1,550.87)
HOPKINS CO COAL	58,750	152.63	(22.85)	-	186.68	(194.17)	(333.85)				(211.56)
AMG	612,990	1,592.55	(238.45)	-	2,680.70	(2,025.93)	(4,216.24)				(2,207.37)
KIMBERLY CLARK	27,159,340	70,559.97	(10,564.98)	-	77,131.74	(89,761.62)	(145,165.89)				(97,800.78)
SEBREE MINING KMMC LLC	82,170	213.48	(31.96)	-	264.94	(271.57)	(470.78)				(295.89)
MIDWAY MINE & PREP PLANT	2,727,250	7,085.40	(1,060.90)	-	8,510.83	(9,013.56)	(15,342.60)				(9,820.83)
PATRIOT COAL											-
PENNYRILE	319,435	829.89	(124.26)	-	2,552.80	(1,055.73)	(3,352.98)				(1,150.28)
PRECOAT METALS	1,197,990	3,112.38	(466.02)	-	4,636.12	(3,959.36)	(7,637.08)				(4,313.96)
SOUTHWIRE	3,944,400	10,247.55	(1,534.37)	-	11,941.27	(13,036.24)	(21,821.99)				(14,203.78)
TYSON	5,390,550	14,004.65	(2,096.92)	-	17,124.00	(17,815.77)	(30,627.33)				(19,411.37)
VALLEY GRAIN	1,228,730	3,187.04	(477.20)	-	3,804.18	(4,054.34)	(6,877.14)				(4,417.46)
TOTAL DIRECT SERVES	77,818,923	202,173.57	(30,271.66)	-	244,146.56	(267,191.64)	(439,081.95)				(280,226.92)
SMELTERS											
ALCAN	273,136,707	709,609.17	(29,225.63)	-	780,002.05	-	-	498,764.39	-	776,638.24	2,735,788.22
CENTURY											-
SMELTERS TOTAL	273,136,707	709,609.17	(29,225.63)	-	780,002.05	-	-	498,764.39	-	776,638.24	2,735,788.22
TOTAL ALL	360,955,630	\$ 911,782.74	\$ (59,497.18)	\$ -	\$ 1,024,147.60	\$ (267,191.64)	\$ (439,081.95)	\$ 498,764.39	\$ -	\$ 776,638.24	\$ 2,466,662.30

JANUARY
2014

	KWH	FUEL ADJ	NON-FAC PP AJD	NON-FAC PP AJD #2	ENV SURCHARGE	UNWIND SURCREDIT	MEMBER RATE STABILITY	SURCHARGE	CREDITS	TIER ADJ CHARGE	TOTAL
ACCURIDE	2,032,510	4,282.50	(790.65)		7,857.90	(457.31)	(18,211.51)				(7,319.07)
ALCOA AUTO CASTINGS	50,210	105.79	(19.53)		185.87	(11.30)	(441.83)				(180.80)
ALERIS INTERNATIONAL	14,685,350	30,942.03	(5,712.60)		49,930.69	(3,304.20)	(124,737.86)				(52,881.94)
SEBREE MINING -STEAMPORT	3,076,720	6,482.65	(1,196.84)		11,537.69	(692.26)	(27,210.50)				(11,079.26)
ARMSTRONG COAL											-
ARMSTRONG DOCK	4,737,420	9,981.74	(1,842.86)		17,495.92	(1,065.92)	(41,628.33)				(17,059.45)
ARMSTRONG-EQUALITY	1,441,150	3,038.50	(560.61)		5,308.50	(324.26)	(12,847.71)				(5,189.58)
ARMSTRONG-LEWIS CREEK	1,244,140	2,621.40	(483.97)		5,045.09	(279.93)	(11,382.74)				(4,480.15)
DOMTAR PAPER	10,768,350	22,688.91	(4,188.89)		32,924.73	(2,422.88)	(87,778.70)				(38,778.83)
DOTIKI (WEBSTER CO)	32,610	88.71	(12.69)		127.50	(7.34)	(293.61)				(117.43)
ELK CREEK	508,120	1,066.39	(196.88)		1,579.08	(113.88)	(4,157.25)				(1,822.64)
HOPKINS CO COAL	67,390	141.99	(26.21)		219.48	(15.16)	(582.77)				(242.67)
AMG	792,570	1,669.94	(308.31)		3,119.36	(178.33)	(7,156.70)				(2,854.04)
KIMBERLY CLARK	26,469,680	55,771.62	(10,296.71)		81,675.74	(5,955.68)	(216,512.29)				(95,317.32)
SEBREE MINING KMMC LLC	79,470	167.44	(30.91)		295.87	(17.88)	(700.89)				(286.17)
MIDWAY MINE & PREP PLANT	2,444,610	5,150.79	(950.95)		8,620.60	(550.04)	(21,073.44)				(8,803.04)
PATRIOT COAL											-
PENNYRILE	323,390	681.38	(125.80)		2,779.52	(72.76)	(4,426.87)				(1,164.53)
PRECOAT METALS	1,527,390	3,218.21	(594.15)		5,718.99	(343.66)	(13,499.52)				(5,500.13)
SOUTHWIRE	4,193,410	8,835.51	(1,631.24)		13,636.10	(943.52)	(34,997.32)				(15,100.47)
TYSON	5,578,820	11,754.57	(2,170.16)		18,517.65	(1,255.23)	(46,936.16)				(20,089.33)
VALLEY GRAIN	1,100,750	2,319.28	(428.19)		3,893.03	(247.67)	(9,490.25)				(3,963.60)
TOTAL DIRECT SERVES	81,162,060	170,987.36	(31,668.15)	-	270,467.31	(18,269.21)	(683,845.85)				(292,228.65)
SMELTERS											
ALCAN	272,789,616	574,767.72	272,789.62		859,839.99			498,764.39		791,532.67	2,997,694.39
CENTURY											-
SMELTERS TOTAL	272,789,616	574,767.72	272,789.62	-	859,839.99	-	-	498,764.39	-	791,532.67	2,997,694.39
TOTAL ALL	353,941,676	\$ 745,755.07	\$ 241,221.47	\$ -	\$ 1,130,297.30	\$ (18,269.21)	\$ (683,845.85)	\$ 498,764.39	\$ -	\$ 791,532.67	\$ 2,705,466.84

FEBRUARY
2014

	KWH	FUEL ADJ	NON-FAC PP AJD	NON-FAC PP AJD #2	ENV SURCHARGE	UNWIND SURCREDIT	MEMBER RATE STABILITY	SURCHARGE	CREDITS	TIER ADJ CHARGE	TOTAL
ACCURIDE	1,951,320	10,574.20	(759.06)	-	7,250.25	(439.05)	(23,653.04)				(7,026.70)
ALCOA AUTO CASTINGS	41,200	223.26	(16.03)	-	131.32	(9.27)	(477.64)				(148.36)
ALERIS INTERNATIONAL	14,154,480	76,703.13	(5,608.09)	-	47,849.50	(3,184.76)	(166,832.06)				(50,970.28)
SEBREE MINING -STEAMPORT	2,824,070	15,303.64	(1,099.58)	-	10,501.73	(635.42)	(34,240.86)				(10,169.47)
ARMSTRONG COAL											-
ARMSTRONG DOCK	4,362,850	23,642.28	(1,697.15)	-	15,867.97	(981.64)	(52,542.08)				(15,710.62)
ARMSTRONG-EQUALITY	1,246,170	6,753.00	(484.76)	-	4,537.63	(280.39)	(15,012.94)				(4,487.46)
ARMSTRONG-LEWIS CREEK	1,147,820	6,220.04	(446.50)	-	4,652.77	(258.26)	(14,301.35)				(4,133.30)
DOMTAR PAPER	9,807,456	53,146.60	(3,815.10)	-	30,192.75	(2,206.68)	(112,634.22)				(35,316.65)
DOTIKI (WEBSTER CO)	27,720	150.21	(10.78)	-	100.48	(6.24)	(333.49)				(99.82)
ELK CREEK	454,570	2,463.31	(176.83)	-	1,434.55	(102.28)	(5,255.66)				(1,636.91)
HOPKINS CO COAL	61,230	331.81	(23.82)	-	200.92	(13.78)	(715.62)				(220.49)
AMG	638,920	3,462.31	(248.54)	-	2,623.76	(143.76)	(7,994.52)				(2,300.75)
KIMBERLY CLARK	24,092,730	130,558.50	(9,372.07)	-	74,892.03	(5,420.86)	(277,415.52)				(86,757.92)
SEBREE MINING KMMC LLC	67,150	363.89	(26.12)	-	235.79	(15.11)	(800.26)				(241.81)
MIDWAY MINE & PREP PLANT	2,702,540	14,645.06	(1,051.29)	-	8,883.56	(608.07)	(31,601.11)				(9,731.85)
PATRIOT COAL											-
PENNYRILE	167,660	908.55	(65.22)	-	2,276.26	(37.72)	(3,685.61)				(603.74)
PRECOAT METALS	1,435,230	7,777.51	(558.30)	-	5,357.57	(322.93)	(17,422.11)				(5,168.26)
SOUTHWIRE	3,559,820	19,290.66	(1,384.77)	-	11,583.58	(800.98)	(41,507.42)				(12,818.91)
TYSON	5,283,510	28,631.34	(2,055.29)	-	17,578.87	(1,188.79)	(61,992.05)				(19,025.92)
VALLEY GRAIN	1,060,210	5,745.28	(412.42)	-	3,633.73	(238.55)	(12,545.85)				(3,817.81)
TOTAL DIRECT SERVES	76,086,666	406,894.58	(29,208.70)	-	249,786.02	(16,894.52)	(880,963.41)				(270,387.03)
SMELTERS											
ALCAN	-	-	-	-	-	-	-	-	-	-	-
CENTURY	-	-	-	-	-	-	-	-	-	-	-
SMELTERS TOTAL	-	-	-	-	-	-	-	-	-	-	-
TOTAL ALL	76,086,666	\$ 406,894.58	\$ (29,208.70)	-	\$ 249,786.02	\$ (16,894.52)	\$ (880,963.41)	-	\$ -	\$ -	\$ (270,387.03)

MARCH
2014

	KWH	FUEL ADJ	NON-FAC PP AJD	NON-FAC PP AJD #2	ENV SURCHARGE	UNWIND SURCREDIT	MEMBER RATE STABILITY	SURCHARGE	CREDITS	TIER ADJ CHARGE	TOTAL
ACCURIDE	2,145,500	18,897.98	(834.60)		4,118.00	(482.74)	(27,422.57)				(7,725.95)
ALCOA AUTO CASTINGS	45,320	356.94	(17.63)		77.54	(10.20)	(569.85)				(183.20)
ALERIS INTERNATIONAL	16,311,490	128,469.30	(8,345.17)		27,755.31	(3,870.09)	(204,947.03)				(58,737.68)
SEBREE MINING -STEAMPORT	2,824,400	22,244.97	(1,098.89)		5,591.51	(635.49)	(36,272.98)				(10,170.88)
ARMSTRONG COAL											-
ARMSTRONG DOCK	4,750,170	37,412.34	(1,847.82)		8,830.38	(1,068.79)	(60,431.48)				(17,105.37)
ARMSTRONG-EQUALITY	1,534,840	12,088.40	(597.05)		2,784.63	(345.34)	(19,457.60)				(5,526.98)
ARMSTRONG-LEWIS CREEK	1,254,720	9,882.17	(488.09)		2,588.30	(282.31)	(16,216.32)				(4,518.25)
DOMTAR PAPER	10,961,456	88,332.43	(4,264.01)		17,488.27	(2,466.33)	(136,582.57)				(39,472.21)
DOTIKI (WEBSTER CO)	28,470	224.23	(11.07)		58.58	(6.41)	(385.85)				(102.52)
ELK CREEK	507,540	3,997.39	(197.43)		827.93	(114.20)	(6,341.34)				(1,827.65)
HOPKINS CO COAL	53,890	424.44	(20.96)		103.11	(12.13)	(688.51)				(194.05)
AMG	673,600	5,305.27	(262.03)		1,428.46	(151.56)	(8,745.77)				(2,425.63)
KIMBERLY CLARK	25,743,990	202,759.67	(10,014.41)		41,802.21	(5,792.40)	(321,459.18)				(92,704.11)
SEBREE MINING KMMC LLC	66,720	525.49	(25.95)		128.31	(15.01)	(853.09)				(240.25)
MIDWAY MINE & PREP PLANT	2,837,530	22,348.39	(1,103.80)		4,853.60	(638.44)	(35,677.70)				(10,217.95)
PATRIOT COAL											-
PENNYRILE	180,030	1,417.92	(70.03)		1,189.89	(40.51)	(3,145.58)				(648.29)
PRECOAT METALS	1,554,600	12,244.03	(604.74)		2,940.38	(349.79)	(19,828.00)				(5,598.12)
SOUTHWIRE	3,903,950	30,747.51	(1,518.64)		8,883.69	(878.39)	(49,272.30)				(14,058.13)
TYSON	5,774,720	45,481.89	(2,246.37)		10,017.19	(1,299.31)	(72,747.97)				(20,794.77)
VALLEY GRAIN	1,181,260	9,303.60	(459.51)		2,062.79	(265.78)	(14,894.82)				(4,253.72)
TOTAL DIRECT SERVES	82,334,198	648,464.14	(32,028.00)	-	141,604.08	(18,525.22)	(1,035,900.47)				(296,485.47)
SMELTERS											
ALCAN	-	-	-	-	-	-	-	-	-	-	-
CENTURY	-	-	-	-	-	-	-	-	-	-	-
SMELTERS TOTAL	-	-	-	-	-	-	-	-	-	-	-
TOTAL ALL	82,334,198	\$ 648,464.14	\$ (32,028.00)	\$ -	\$ 141,604.08	\$ (18,525.22)	\$ (1,035,900.47)	\$ -	\$ -	\$ -	\$ (296,485.47)

APRIL
2014

	KWH	FUEL ADJ	NON-FAC PP AJD	NON-FAC PP AJD #2	ENV SURCHARGE	UNWIND SURCREDIT	MEMBER RATE STABILITY	SURCHARGE	CREDITS	TIER ADJ CHARGE	TOTAL
ACCURIDE	2,128,210	7,487.04	(827.87)		6,843.29	(270.28)	(20,895.86)				(7,663.68)
ALCOA AUTO CASTINGS	46,010	161.86	(17.90)		130.76	(5.84)	(434.56)				(165.68)
ALERIS INTERNATIONAL	15,440,730	54,320.49	(6,006.44)		43,575.37	(1,960.97)	(145,530.51)				(55,602.06)
SEBREE MINING -STEAMPORT	2,592,480	9,120.34	(1,008.47)		8,709.78	(329.24)	(25,827.93)				(9,335.52)
ARMSTRONG COAL											-
ARMSTRONG DOCK	4,342,330	15,276.32	(1,689.17)		13,392.05	(551.48)	(42,064.45)				(15,636.73)
ARMSTRONG-EQUALITY	1,416,730	4,984.06	(551.11)		4,323.57	(179.92)	(13,678.25)				(5,101.65)
ARMSTRONG-LEWIS CREEK	1,238,210	4,356.02	(481.66)		4,072.83	(157.25)	(12,248.73)				(4,458.79)
DOMTAR PAPER	10,746,598	37,806.53	(4,180.43)		27,994.50	(1,384.82)	(98,954.28)				(38,698.50)
DOTIKI (WEBSTER CO)	24,920	87.67	(9.69)		81.30	(3.16)	(245.85)				(89.73)
ELK CREEK	511,720	1,800.23	(199.06)		1,360.73	(84.99)	(4,739.61)				(1,842.70)
HOPKINS CO COAL	31,620	111.24	(12.30)		115.38	(4.02)	(324.16)				(113.86)
AMG	600,370	2,112.10	(233.54)		2,239.04	(76.25)	(6,203.28)				(2,161.93)
KIMBERLY CLARK	23,869,590	83,973.22	(9,285.27)		64,907.12	(3,031.44)	(222,518.02)				(85,954.39)
SEBREE MINING KMMC LLC	46,500	163.59	(18.09)		165.88	(5.91)	(472.92)				(167.45)
MIDWAY MINE & PREP PLANT	2,519,070	8,862.09	(979.92)		7,373.54	(319.92)	(24,006.96)				(9,071.17)
PATRIOT COAL											-
PENNYRILE	195,700	688.47	(76.13)		3,834.09	(24.85)	(5,126.30)				(704.72)
PRECOAT METALS	1,424,860	5,012.66	(554.27)		4,554.09	(180.96)	(13,962.44)				(5,130.92)
SOUTHWIRE	3,629,740	12,769.43	(1,411.97)		10,354.30	(480.98)	(34,321.47)				(13,070.69)
TYSON	5,968,810	20,998.27	(2,321.87)		16,926.47	(758.04)	(56,338.52)				(21,493.69)
VALLEY GRAIN	1,126,060	3,961.48	(438.04)		3,222.57	(143.01)	(10,657.94)				(4,054.94)
TOTAL DIRECT SERVES	77,900,258	274,053.11	(30,303.20)	-	224,176.66	(9,893.33)	(738,552.04)				(280,518.80)
SMELTERS											
ALCAN	-										
CENTURY	-										
SMELTERS TOTAL	-	-	-	-	-	-	-	-	-	-	-
TOTAL ALL	77,900,258	\$ 274,053.11	\$ (30,303.20)	\$ -	\$ 224,176.66	\$ (9,893.33)	\$ (738,552.04)	\$ -	\$ -	\$ -	\$ (280,518.80)

MAY
2014

	KWH	FUEL ADJ	NON-FAC PP AJD	NON-FAC PP AJD #2	ENV SURCHARGE	UNWIND SURCREDIT	MEMBER RATE STABILITY	SURCHARGE	CREDITS	TIER ADJ CHARGE	TOTAL
ACCURIDE	2,320,510	6,330.35	(902.68)	-	5,866.95	(294.70)	(19,356.08)				(8,356.16)
ALCOA AUTO CASTINGS	41,780	113.98	(16.25)		95.57	(5.31)	(338.44)				(150.45)
ALERIS INTERNATIONAL	14,046,400	38,318.58	(5,464.05)		32,855.43	(1,783.89)	(114,507.16)				(50,581.09)
SEBREE MINING -STEAMPORT	2,575,420	7,025.75	(1,001.84)		6,809.23	(327.08)	(21,780.15)				(9,274.09)
ARMSTRONG COAL											-
ARMSTRONG DOCK	4,480,680	12,223.30	(1,742.98)		11,002.07	(569.05)	(37,048.26)				(16,134.92)
ARMSTRONG-EQUALITY	1,409,870	3,846.13	(548.44)		3,494.14	(179.05)	(11,689.72)				(5,076.94)
ARMSTRONG-LEWIS CREEK	1,225,230	3,342.43	(476.61)		3,156.41	(155.60)	(10,278.68)				(4,412.05)
DOMTAR PAPER	11,131,384	30,366.42	(4,330.11)		22,754.91	(1,413.69)	(87,461.64)				(40,084.11)
DOTIKI (WEBSTER CO)	26,940	78.95	(11.26)		78.83	(3.68)	(247.06)				(104.22)
ELK CREEK	564,900	1,541.05	(219.75)		1,158.42	(71.74)	(4,442.18)				(2,034.21)
HOPKINS CO COAL	25,450	69.43	(9.90)		82.79	(3.23)	(230.74)				(91.65)
AMG	558,230	1,522.85	(217.15)		1,725.87	(70.90)	(4,970.85)				(2,010.18)
KIMBERLY CLARK	26,620,920	72,621.87	(10,355.54)		55,301.08	(3,380.86)	(210,048.48)				(95,861.94)
SEBREE MINING KMMC LLC	38,890	106.09	(15.13)		101.79	(4.94)	(327.85)				(140.04)
MIDWAY MINE & PREP PLANT	2,253,310	6,147.03	(676.54)		5,357.11	(286.17)	(18,455.60)				(8,114.17)
PATRIOT COAL											-
PENNYRILE	348,530	950.79	(135.58)		3,302.05	(44.26)	(5,328.06)				(1,255.06)
PRECOAT METALS	1,612,840	4,399.83	(627.39)		3,925.21	(204.83)	(13,300.65)				(5,807.83)
SOUTHWIRE	3,942,340	10,754.70	(1,533.57)		9,008.84	(500.68)	(31,925.66)				(14,196.37)
TYSON	6,234,780	17,008.48	(2,425.33)		14,188.06	(791.82)	(50,430.83)				(22,451.44)
VALLEY GRAIN	1,112,890	3,035.96	(432.91)		2,528.93	(141.34)	(8,998.15)				(4,007.51)
TOTAL DIRECT SERVES	80,573,294	219,803.97	(31,343.01)	-	182,793.69	(10,232.82)	(651,166.26)				(290,144.43)
SMELTERS											
ALCAN	-	-	-	-	-	-	-	-	-	-	-
CENTURY	-	-	-	-	-	-	-	-	-	-	-
SMELTERS TOTAL	-	-	-	-	-	-	-	-	-	-	-
TOTAL ALL	80,573,294	\$ 219,803.97	\$ (31,343.01)	\$ -	\$ 182,793.69	\$ (10,232.82)	\$ (651,166.26)	\$ -	\$ -	\$ -	\$ (290,144.43)

JUNE
2014

	KWH	FUEL ADJ	NON-FAC PP AJD	NON-FAC PP AJD #2	ENV SURCHARGE	UNWIND SURCREDIT	MEMBER RATE STABILITY	SURCHARGE	CREDITS	TIER ADJ CHARGE	TOTAL
ACCURIDE	2,497,730	4,440.96	(971.62)		9,447.02	(317.21)	(21,593.48)				(8,994.33)
ALCOA AUTO CASTINGS	33,840	60.17	(13.16)		112.58	(4.30)	(277.14)				(121.85)
ALERIS INTERNATIONAL	14,214,920	25,274.13	(5,529.60)		50,241.47	(1,805.29)	(119,368.63)				(51,187.92)
SEBREE MINING -STEAMPORT	1,900,410	3,378.93	(739.26)		8,779.57	(241.35)	(18,021.27)				(6,843.38)
ARMSTRONG COAL											-
ARMSTRONG DOCK	3,982,510	7,080.90	(1,549.20)		15,571.16	(505.78)	(34,938.10)				(14,341.02)
ARMSTRONG-EQUALITY	1,438,800	2,558.19	(559.69)		5,319.45	(182.73)	(12,316.34)				(5,181.12)
ARMSTRONG-LEWIS CREEK	1,086,830	1,932.38	(422.78)		4,460.44	(138.03)	(9,745.69)				(3,913.68)
DOMTAR PAPER	12,926,045	22,982.51	(5,028.23)		40,804.87	(1,841.61)	(103,664.22)				(46,546.68)
DOTIKI (WEBSTER CO)	21,750	38.67	(8.46)		90.36	(2.76)	(196.13)				(78.32)
ELK CREEK	543,620	968.56	(211.47)		1,724.85	(69.04)	(4,368.48)				(1,957.58)
HOPKINS CO COAL	22,700	40.36	(8.83)		121.61	(2.88)	(232.00)				(81.74)
AMG	613,440	1,090.70	(238.63)		2,684.24	(77.91)	(5,667.40)				(2,209.00)
KIMBERLY CLARK	26,444,340	47,018.04	(10,286.85)		84,885.57	(3,358.43)	(213,484.40)				(95,226.07)
SEBREE MINING KMMC LLC	27,210	48.38	(10.58)		131.26	(3.46)	(263.58)				(97.98)
MIDWAY MINE & PREP PLANT	2,260,670	4,019.83	(879.48)		8,233.19	(287.13)	(19,227.80)				(8,141.39)
PATRIOT COAL											-
PENNYRILE	510,030	906.83	(198.40)		5,400.69	(64.77)	(7,880.97)				(1,836.62)
PRECOAT METALS	1,503,470	2,673.17	(584.85)		5,745.60	(190.94)	(13,056.98)				(5,414.00)
SOUTHWIRE	4,056,210	7,211.94	(1,577.87)		13,847.33	(515.14)	(33,572.68)				(14,606.42)
TYSON	6,178,840	10,985.98	(2,403.57)		21,697.81	(784.71)	(51,745.51)				(22,250.00)
VALLEY GRAIN	1,121,930	1,894.79	(436.43)		3,873.80	(142.49)	(9,329.74)				(4,040.07)
TOTAL DIRECT SERVES	81,385,495	144,703.42	(31,658.96)	-	283,172.87	(10,335.96)	(678,950.54)				(293,069.17)
SMELTERS											
ALCAN	-	-	-	-	-	-	-	-	-	-	-
CENTURY	-	-	-	-	-	-	-	-	-	-	-
SMELTERS TOTAL	-	-	-	-	-	-	-	-	-	-	-
TOTAL ALL	81,385,495	\$ 144,703.42	\$ (31,658.96)	\$ -	\$ 283,172.87	\$ (10,335.96)	\$ (678,950.54)	\$ -	\$ -	\$ -	\$ (293,069.17)

JULY
2014

	KWH	FUEL ADJ	NON-FAC PP AJD	NON-FAC PP AJD #2	ENV SURCHARGE	UNWIND SURCREDIT	MEMBER RATE STABILITY	SURCHARGE	CREDITS	TIER ADJ CHARGE	TOTAL
ACCURIDE	2,339,870	11,640.85	(910.21)		8,987.07	(294.82)	(23,169.02)				(3,746.13)
ALCOA AUTO CASTINGS	32,540	161.89	(12.66)		110.09	(4.10)	(307.32)				(52.10)
ALERIS INTERNATIONAL	15,149,710	75,369.81	(5,893.24)		51,927.71	(1,908.86)	(143,750.11)				(24,254.69)
SEBREE MINING -STEAMPORT	1,165,500	5,798.36	(453.38)		4,758.52	(146.85)	(11,822.62)				(1,865.97)
ARMSTRONG COAL											-
ARMSTRONG DOCK	4,317,700	21,480.56	(1,679.59)		16,773.27	(544.03)	(42,942.85)				(6,912.64)
ARMSTRONG-EQUALITY	1,467,642	7,301.52	(570.91)		5,408.81	(184.92)	(14,304.19)				(2,349.69)
ARMSTRONG-LEWIS CREEK	802,980	3,994.83	(312.36)		3,227.75	(101.18)	(8,094.61)				(1,285.57)
DOMTAR PAPER	13,391,539	66,622.91	(5,209.31)		42,119.66	(1,687.33)	(123,285.79)				(21,439.86)
DOTIKI (WEBSTER CO)	22,240	110.64	(8.65)		90.66	(2.80)	(225.45)				(35.60)
ELK CREEK	563,600	2,803.91	(219.24)		1,784.66	(71.01)	(5,200.64)				(902.32)
HOPKINS CO COAL	23,460	116.71	(9.13)		120.89	(2.96)	(263.07)				(37.56)
AMG	593,440	2,952.36	(230.85)		2,536.12	(74.77)	(6,132.96)				(950.10)
KIMBERLY CLARK	26,619,850	132,433.75	(10,355.12)		85,739.12	(3,354.10)	(247,082.03)				(42,618.38)
SEBREE MINING KMMC LLC	28,490	141.74	(11.08)		132.06	(3.59)	(304.74)				(45.61)
MIDWAY MINE & PREP PLANT	2,002,520	9,962.54	(778.98)		7,706.19	(252.32)	(19,843.46)				(3,206.03)
PATRIOT COAL											-
PENNYRILE	653,300	3,250.17	(254.13)		3,514.52	(82.32)	(7,474.17)				(1,045.93)
PRECOAT METALS	1,561,000	7,765.98	(607.23)		5,863.77	(196.69)	(15,324.99)				(2,499.16)
SOUTHWIRE	4,282,440	21,305.14	(1,665.87)		14,434.39	(539.59)	(40,390.26)				(6,856.19)
TYSON	6,419,370	31,936.37	(2,497.13)		22,456.93	(808.84)	(61,364.74)				(10,277.41)
VALLEY GRAIN	1,190,600	5,923.24	(463.14)		4,046.51	(150.02)	(11,262.74)				(1,906.15)
TOTAL DIRECT SERVES	82,627,791	411,073.28	(32,142.21)	-	281,738.70	(10,411.10)	(782,545.76)				(132,287.09)
SMELTERS											
ALCAN	-	-	-	-	-	-	-	-	-	-	-
CENTURY	-	-	-	-	-	-	-	-	-	-	-
SMELTERS TOTAL	-	-	-	-	-	-	-	-	-	-	-
TOTAL ALL	82,627,791	\$ 411,073.28	\$ (32,142.21)	-	\$ 281,738.70	\$ (10,411.10)	\$ (782,545.76)	-	\$ -	\$ -	\$ (132,287.09)

AUGUST
2014

	KWH	FUEL ADJ	NON-FAC PP AJD	NON-FAC PP AJD #2	ENV SURCHARGE	UNWIND SURCREDIT	MEMBER RATE STABILITY	SURCHARGE	CREDITS	TIER ADJ CHARGE	TOTAL
ACCURIDE	2,459,210	6,327.55	(956.63)		11,308.12	(309.86)	(20,306.37)				(3,937.19)
ALCOA AUTO CASTINGS	33,150	85.29	(12.90)		135.12	(4.18)	(256.41)				(53.08)
ALERIS INTERNATIONAL	15,628,520	40,212.18	(6,079.49)		65,556.53	(1,989.19)	(122,741.29)				(25,021.26)
SEBREE MINING - STEAMPORT	1,158,420	2,980.61	(450.63)		5,740.33	(145.96)	(9,978.99)				(1,854.64)
ARMSTRONG COAL											-
ARMSTRONG DOCK	4,724,300	12,155.62	(1,837.75)		21,503.33	(595.26)	(38,789.54)				(7,563.60)
ARMSTRONG-EQUALITY	1,471,590	3,786.40	(572.45)		6,606.34	(185.42)	(11,990.89)				(2,356.02)
ARMSTRONG-LEWIS CREEK	811,450	2,087.86	(315.65)		3,966.45	(102.24)	(6,935.55)				(1,289.13)
DOMTAR PAPER	13,391,662	34,456.75	(5,209.36)		50,898.42	(1,687.35)	(99,898.51)				(21,440.05)
DOTIKI (WEBSTER CO)	24,380	62.73	(9.48)		116.47	(3.07)	(205.68)				(39.03)
ELK CREEK	583,750	1,450.53	(219.30)		2,152.51	(71.03)	(4,215.28)				(902.57)
HOPKINS CO COAL	28,290	72.79	(11.00)		161.70	(3.56)	(265.22)				(45.29)
AMG	619,090	1,592.92	(240.83)		3,290.90	(78.01)	(5,556.15)				(991.17)
KIMBERLY CLARK	27,512,230	70,788.97	(10,702.26)		106,190.82	(3,466.54)	(206,858.07)				(44,047.08)
SEBREE MINING KMMC LLC	26,850	69.09	(10.44)		157.92	(3.38)	(256.17)				(42.98)
MIDWAY MINE & PREP PLANT	2,192,130	5,640.35	(852.74)		9,834.05	(276.21)	(17,855.05)				(3,509.60)
PATRIOT COAL											-
PENNYRILE	789,420	2,031.18	(307.08)		4,695.37	(99.47)	(7,583.86)				(1,263.86)
PRECOAT METALS	1,449,730	3,730.16	(563.94)		6,945.82	(182.67)	(12,250.38)				(2,321.01)
SOUTHWIRE	4,502,290	11,584.39	(1,751.39)		18,120.37	(587.29)	(34,594.25)				(7,208.17)
TYSON	6,804,690	17,508.47	(2,647.02)		28,573.53	(857.39)	(53,471.89)				(10,894.30)
VALLEY GRAIN	1,220,560	3,140.50	(474.80)		5,003.08	(153.79)	(9,469.11)				(1,954.12)
TOTAL DIRECT SERVES	85,411,712	219,784.34	(33,225.14)	-	350,957.18	(10,781.87)	(663,478.66)				(138,744.15)
SMELTERS											
ALCAN	-	-	-	-	-	-	-	-	-	-	-
CENTURY	-	-	-	-	-	-	-	-	-	-	-
SMELTERS TOTAL	-	-	-	-	-	-	-	-	-	-	-
TOTAL ALL	85,411,712	\$ 219,784.34	\$ (33,225.14)	\$ -	\$ 350,957.18	\$ (10,781.87)	\$ (663,478.66)	\$ -	\$ -	\$ -	\$ (138,744.15)

SEPT
2014

	KWH	FUEL ADJ	NON-FAC PP AJD	NON-FAC PP AJD #2	ENV SURCHARGE	UNWIND SURCREDIT	MEMBER RATE STABILITY	SURCHARGE	CREDITS	TIER ADJ CHARGE	TOTAL
ACCURIDE	2,263,073	5,460.80	1,056.86		10,489.68	(285.15)	(18,408.17)				(1,685.98)
ALCOA AUTO CASTINGS	31,780	76.69	14.84		129.38	(4.00)	(240.59)				(23.68)
ALERIS INTERNATIONAL	15,319,860	36,966.82	7,154.37		63,065.09	(1,930.30)	(116,669.28)				(11,413.30)
SEBREE MINING -STEAMPORT	1,341,300	3,236.56	626.39		6,212.91	(169.00)	(10,906.13)				(999.27)
ARMSTRONG COAL											-
ARMSTRONG DOCK	4,395,200	10,605.62	2,052.56		20,366.19	(553.60)	(35,744.99)				(3,274.42)
ARMSTRONG-EQUALITY	1,378,520	3,326.37	643.77		6,271.62	(173.69)	(11,095.07)				(1,027.00)
ARMSTRONG-LEWIS CREEK	771,690	1,862.09	360.38		3,790.23	(97.23)	(6,490.38)				(574.91)
DOMTAR PAPER	9,853,748	23,777.09	4,601.70		38,374.93	(1,241.57)	(72,853.19)				(7,341.04)
DOTIKI (WEBSTER CO)	19,670	47.46	9.19		102.10	(2.48)	(170.92)				(14.65)
ELK CREEK	551,700	1,331.25	257.64		2,098.66	(69.51)	(4,029.06)				(411.02)
HOPKINS CO COAL	31,010	74.83	14.48		165.55	(3.91)	(274.05)				(23.10)
AMG	523,560	1,263.35	244.50		3,011.99	(65.97)	(4,843.92)				(390.05)
KIMBERLY CLARK	26,148,140	63,095.46	12,211.18		100,535.26	(3,294.67)	(192,027.60)				(19,480.37)
SEBREE MINING KMMC LLC	23,980	57.86	11.20		147.25	(3.02)	(231.15)				(17.86)
MIDWAY MINE & PREP PLANT	1,898,080	4,580.07	886.40		8,874.49	(239.16)	(15,515.87)				(1,414.07)
PATRIOT COAL											-
PENNYRILE	752,380	1,815.49	351.36		4,503.44	(94.80)	(7,136.01)				(560.52)
PRECOAT METALS	1,507,380	3,637.31	703.95		6,919.24	(189.93)	(12,193.56)				(1,122.99)
SOUTHWIRE	4,169,640	10,061.34	1,947.22		16,676.78	(525.37)	(31,266.35)				(3,106.38)
TYSON	6,060,970	14,625.12	2,830.47		25,924.77	(763.68)	(47,132.11)				(4,515.43)
VALLEY GRAIN	1,234,760	2,979.48	576.63		5,136.47	(155.58)	(9,456.90)				(919.90)
TOTAL DIRECT SERVES	78,276,441	188,881.06	36,555.09	-	322,796.03	(9,862.82)	(596,685.30)	-	-	-	(58,315.94)
SMELTERS											
ALCAN											
CENTURY											
SMELTERS TOTAL											
TOTAL ALL	78,276,441	\$ 188,881.06	\$ 36,555.09	\$ -	\$ 322,796.03	\$ (9,862.82)	\$ (596,685.30)	\$ -	\$ -	\$ -	\$ (58,315.94)

Item 1
Page 71 of 73

Item 2
Page 72 of 73

OCT
2014

	KWH	FUEL ADJ	NON-FAC PP AJD	NON-FAC PP AJD #2	ENV SURCHARGE	UNWIND SURCREDIT	MEMBER RATE STABILITY	SURCHARGE	CREDITS	TIER ADJ CHARGE	TOTAL
ACCURIDE	2,438,300	1,194.77	1,138.69		9,433.08	(307.23)	(13,275.84)				(1,816.53)
ALCOA AUTO CASTINGS	34,710	17.01	16.21		124.09	(4.37)	(178.80)				(25.86)
ALERIS INTERNATIONAL	12,882,880	6,312.61	6,016.30		50,896.49	(1,623.24)	(71,199.91)				(9,597.75)
SEBREE MINING -STEAMPORT	1,403,090	687.51	655.24		5,790.16	(176.79)	(8,001.43)				(1,045.31)
ARMSTRONG COAL											-
ARMSTRONG DOCK	4,928,450	2,414.94	2,301.59		19,030.65	(620.98)	(26,797.89)				(3,671.69)
ARMSTRONG-EQUALITY	1,587,693	768.17	732.11		6,034.48	(197.53)	(8,505.16)				(1,167.93)
ARMSTRONG-LEWIS CREEK	699,733	342.87	326.78		3,171.11	(88.17)	(4,273.86)				(521.29)
DOMTAR PAPER	11,085,058	5,431.68	5,176.72		36,181.16	(1,396.72)	(53,651.21)				(8,258.37)
DOTIKI (WEBSTER CO)	18,110	8.87	8.46		86.42	(2.28)	(114.96)				(13.49)
ELK CREEK	569,230	278.92	265.83		1,866.20	(71.72)	(2,763.31)				(424.08)
HOPKINS CO COAL	37,280	18.27	17.41		159.81	(4.70)	(218.56)				(27.77)
AMG	660,890	323.84	308.64		2,923.19	(83.27)	(3,964.76)				(492.36)
KIMBERLY CLARK	26,484,550	12,977.43	12,368.28		88,020.00	(3,337.05)	(129,759.65)				(19,730.99)
SEBREE MINING KMMC LLC	24,520	12.01	11.45		131.44	(3.09)	(170.08)				(18.27)
MIDWAY MINE & PREP PLANT	2,590,530	1,269.36	1,209.78		9,640.67	(326.41)	(13,723.41)				(1,930.01)
PATRIOT COAL											-
PENNYRILE	1,121,710	549.64	523.84		4,875.40	(141.34)	(6,643.21)				(835.67)
PRECOAT METALS	1,500,790	735.39	700.87		6,046.57	(189.10)	(8,411.82)				(1,118.09)
SOUTHWIRE	4,344,390	2,128.75	2,028.83		14,845.64	(547.39)	(21,692.40)				(3,236.57)
TYSON	6,464,256	3,167.49	3,018.81		23,228.51	(814.50)	(33,418.18)				(4,815.87)
VALLEY GRAIN	1,368,138	670.39	636.92		4,934.62	(172.39)	(7,090.81)				(1,019.27)
TOTAL DIRECT SERVES	80,224,308	39,309.92	37,484.76	-	287,419.89	(10,108.27)	(413,853.27)				(59,767.17)
SMELTERS											
ALCAN											
CENTURY											
SMELTERS TOTAL											
TOTAL ALL	80,224,308	\$ 39,309.92	\$ 37,484.76	\$ -	\$ 287,419.89	\$ (10,108.27)	\$ (413,853.27)	\$ -	\$ -	\$ -	\$ (59,767.17)

Item 2
Page 71 of 73

Item 2
Page 73 of 73

Page 71 of 73

**KENERGY CORP.
RESPONSE TO THE COMMISSION'S
REQUEST FOR INFORMATION
CASE NO. 2014-00473**

1
2
3
4
5
6
7
8
9
10
11
12
13
14
15
16
17
18
19
20
21

Item 3) Provide a schedule showing the calculation of the increase or decrease in Kenergy's base fuel costs per KWH as proposed by its wholesale electric supplier adjusted for Kenergy's 12-month average line loss for November 2012 through October 2014.

Response) Big Rivers Electric Corporation has indicated they will not increase base fuel costs.

Witness) Steve Thompson

**KENERGY CORP.
RESPONSE TO THE COMMISSION'S
REQUEST FOR INFORMATION
CASE NO. 2014-00473**

1

2 **Item 4)** Provide a schedule of the present and proposed rates that Kenergy seeks to change,
3 pursuant to 807 KAR 5:056, as calculated in Item 3, shown in comparative form.

4

5 **Response)** Big Rivers Electric Corporation has indicated they will not increase base fuel costs.

6

7 **Witness)** Steve Thompson

8

9

10

12

13

14

15

16

17

18

19

20

21

**KENERGY CORP.
RESPONSE TO THE COMMISSION'S
REQUEST FOR INFORMATION
CASE NO. 2014-00473**

1

2 **Item 5)** Provide a statement showing, by cross-outs and italicized inserts, all proposed changes
3 in rates. A copy of the current tariff may be used.

4

5 **Response)** Big Rivers Electric Corporation has indicated they will not increase base fuel costs.

6

7 **Witness)** Steve Thompson

8

9

10

12

13

14

15

16

17

18

19

20

21