


A Touchstone Energy Cooperative 

RECEIVED

MAY 30 2013

PUBLIC SERVICE
COMMISSION

May 29, 2013

Mr. Jeff Derouen
Executive Director
Kentucky Public Service Commission
P.O. Box 615
Frankfort, KY 40602-0615

RE: Case No. 2013-00140

Dear Mr. Derouen,

Enclosed are an original and seven (7) copies of the response of Fleming-Mason Energy Cooperative, Inc. for the Staff's First Request for Information dated May 14, 2013 for the above referenced case.

Please contact the office if you need additional information.

Sincerely,

A handwritten signature in cursive script that reads "Joni Hazelrigg".

Joni Hazelrigg
CFO

Enclosures

cc: Isaac Scott, East Ky Power Coop
Managers, EKPC Distribution Cooperatives

COMMONWEALTH OF KENTUCKY

BEFORE THE PUBLIC SERVICE COMMISSION


In the Matter of:

AN EXAMINATION BY THE PUBLIC SERVICE COMMISSION)
 OF THE ENVIRONMENTAL SURCHARGE MECHANISM OF)
 EAST KENTUCKY POWER COOPERATIVE, INC. FOR THE) CASE NO. 2013-00140
 SIX-MONTH BILLING PERIOD ENDING DECEMBER 21, 2012)
 AND THE PASS THROUGH MECHANISM FOR ITS SIXTEEN)
 MEMBER DISTRIBUTION COOPERATIVES)

FLEMING-MASON ENERGY COOPERATIVE, INC.'S RESPONSES TO



COMMISSION STAFF'S FIRST REQUEST FOR INFORMATION TO
EAST KENTUCKY POWER COOPERATIVE, INC. AND EACH OF ITS SIXTEEN
MEMBER COOPERATIVES

I, Joni Hazelrigg, CFO of Fleming-Mason Energy Cooperative, Inc. declare that the responses prepared for the Staff's First Request for Information in Case No. 2013-00140 are true to the best of my information and belief.



 Joni Hazelrigg, CFO
 Fleming-Mason Energy Cooperative, Inc.

Subscribed and sworn to before me by Joni Hazelrigg this 29th day of May, 2013.

 Notary Public, State At-Large

My commission expires: 11-9-13

7. This question is addressed to each of the 16 member distribution cooperatives. For your particular distribution cooperative, provide the actual average residential customer's monthly usage. Based on this usage amount, provide the dollar impact any over- or under-recovery will have on the average residential customer's monthly bill for the requested recovery period. Provide all supporting calculations.

RESPONSE:

Average Residential Usage for 2012: 1014 kWh

Test Month: March, 2013

Fleming-Mason Energy Cumulative **Over** Recovery: \$249,832

6 month spread: \$41,639/month

	ACTUAL	6 MONTH RECOVERY
Customer Charge	\$10.83	\$10.83
kWh Charge	\$89.56	\$89.56
Fuel Adjustment	(\$0.80)	(\$0.80)
Subtotal	\$99.59	\$99.59
Env. Surcharge	12.43% \$12.38	11.09% \$11.04
	\$111.96	\$110.63
Dollar Impact		(\$1.33)

ACTUAL

**East Kentucky Power Cooperative, Inc. - Distribution Cooperatives
Pass Through Mechanism Report for Fleming-Mason RECC**

For the Month Ending April 2013

	(1)	(2)	(3)	(4)	(5)	(6)	(7)	(8a)	(8b)	(8c)	(8d)	(9)	(10)	(11)	(12)	(13)	(14)	(15)
Surcharge Factor Expense Month	EKPC CESF %	EKPC BESF %	EKPC MESF %	EKPC Monthly Revenues from Sales to Fleming Mason	On-peak Revenue Adjustment	EKPC Net Monthly Sales to Fleming Mason	EKPC 12-months Ended Average Monthly Revenue from Sales to Fleming Mason	Fleming-Mason Revenue Requirement	Schedule C and Special Contracts Surcharge Revenues	Amortization of (Over)/Under Recovery of Sch C & Special Contracts Revenues*	Fleming-Mason Revenue Requirements net of Sch C & Special Contracts	Amortization of (Over)/Under Recovery net of Sch C & Spec Cntrcts*	Fleming-Mason Net Revenue Requirement net of Sch C & Spec Cntrcts	Fleming-Mason Total Monthly Retail Revenues net of Sch C & Spec Cntrcts	On-Peak Retail Revenue Adjustment	Fleming-Mason Net Monthly Retail Revenues net of Sch C & Spec Cntrcts	12-months ended Avg. Retail Revenues. net of Sch C & Spec Cntrcts	Fleming-Mason Pass-through Mechanism Factor net of Sch C & Spec Cntrcts
			Col. (1) - Col. (2)			Col. (4) - Col. (5)		Col (3) x Col (7)			Col (8a)-[Col (8b)+Col(8c)]		Col (8d) + Col (9)			Col. (11) - Col. (12)		Col (10) / Col (14)
May-11	14.35%	0.00%	14.35%	\$ 4,526,176	\$ 252	\$ 4,525,924	\$ 5,055,048	\$ 725,399	\$ 338,650	\$ -	\$ 386,749	\$ -	\$ 386,749	\$ 2,537,786	\$ 252	\$ 2,537,534	\$ 3,199,191	12.17%
Jun-11	13.99%	0.00%	13.99%	\$ 5,168,940	\$ 7,596	\$ 5,161,344	\$ 5,093,690	\$ 712,607	\$ 435,118	\$ -	\$ 277,489	\$ -	\$ 277,489	\$ 2,563,857	\$ 7,596	\$ 2,556,261	\$ 3,184,212	8.67%
Jul-11	13.15%	0.00%	13.15%	\$ 5,505,854	\$ 2,529	\$ 5,503,325	\$ 5,114,079	\$ 672,501	\$ 417,898	\$ -	\$ 254,603	\$ 24,788	\$ 279,391	\$ 3,351,861	\$ 2,529	\$ 3,349,332	\$ 3,189,329	8.77%
Aug-11	11.28%	0.00%	11.28%	\$ 5,492,393	\$ 334	\$ 5,492,059	\$ 5,134,971	\$ 579,225	\$ 409,470	\$ -	\$ 169,755	\$ 24,788	\$ 194,543	\$ 3,170,880	\$ 334	\$ 3,170,546	\$ 3,176,959	6.10%
Sep-11	12.01%	0.00%	12.01%	\$ 5,058,174	\$ 40,697	\$ 5,017,477	\$ 5,160,952	\$ 619,830	\$ 348,685	\$ -	\$ 271,145	\$ 24,788	\$ 295,933	\$ 2,815,079	\$ 40,697	\$ 2,774,382	\$ 3,175,777	9.31%
Oct-11	14.85%	0.00%	14.85%	\$ 5,215,935	\$ 61,711	\$ 5,154,224	\$ 5,250,928	\$ 779,763	\$ 392,466	\$ -	\$ 387,297	\$ 24,788	\$ 412,085	\$ 2,620,128	\$ 61,711	\$ 2,558,417	\$ 3,194,666	12.98%
Nov-11	15.11%	0.00%	15.11%	\$ 5,380,823	\$ 65,632	\$ 5,315,191	\$ 5,339,208	\$ 806,754	\$ 462,214	\$ -	\$ 344,540	\$ 24,788	\$ 369,328	\$ 3,004,056	\$ 65,632	\$ 2,938,424	\$ 3,209,130	11.56%
Dec-11	14.21%	0.00%	14.21%	\$ 6,078,969	\$ 69,118	\$ 6,009,851	\$ 5,332,540	\$ 757,754	\$ 511,469	\$ -	\$ 246,285	\$ 24,788	\$ 271,073	\$ 3,783,122	\$ 69,118	\$ 3,714,004	\$ 3,171,014	8.45%
Jan-12	12.09%	0.00%	12.09%	\$ 6,185,159	\$ 2,686	\$ 6,182,473	\$ 5,308,458	\$ 641,793	\$ 469,445	\$ -	\$ 172,348	\$ -	\$ 172,348	\$ 2,492,632	\$ 2,686	\$ 2,489,946	\$ 3,017,286	5.44%
Feb-12	10.78%	0.00%	10.78%	\$ 5,529,995	\$ 1,592	\$ 5,528,403	\$ 5,390,402	\$ 581,085	\$ 367,025	\$ -	\$ 214,060	\$ -	\$ 214,060	\$ 4,000,251	\$ 1,592	\$ 3,998,659	\$ 3,012,133	7.09%
Mar-12	12.92%	0.00%	12.92%	\$ 4,983,242	\$ 177	\$ 4,983,065	\$ 5,291,985	\$ 683,724	\$ 323,178	\$ -	\$ 360,546	\$ -	\$ 360,546	\$ 3,551,639	\$ 177	\$ 3,551,462	\$ 3,021,581	11.97%
Apr-12	14.94%	0.00%	14.94%	\$ 4,363,334	\$ 199	\$ 4,363,135	\$ 5,269,706	\$ 787,294	\$ 348,132	\$ -	\$ 439,162	\$ -	\$ 439,162	\$ 2,886,488	\$ 199	\$ 2,886,289	\$ 3,043,771	14.53%
May-12	16.90%	0.00%	16.90%	\$ 4,533,384	\$ 268	\$ 4,533,116	\$ 5,270,305	\$ 890,682	\$ 394,707	\$ -	\$ 495,975	\$ -	\$ 495,975	\$ 2,512,810	\$ 268	\$ 2,512,542	\$ 3,041,689	16.29%
Jun-12	15.15%	0.00%	15.15%	\$ 4,619,696	\$ 122	\$ 4,619,574	\$ 5,225,158	\$ 791,611	\$ 427,007	\$ -	\$ 364,604	\$ -	\$ 364,604	\$ 2,530,319	\$ 122	\$ 2,530,197	\$ 3,039,517	11.99%
Jul-12	14.51%	0.00%	14.51%	\$ 4,884,418	\$ -	\$ 4,884,418	\$ 5,173,582	\$ 750,687	\$ 389,369	\$ -	\$ 361,318	\$ -	\$ 361,318	\$ 2,903,274	\$ -	\$ 2,903,274	\$ 3,002,345	11.89%
Aug-12	14.13%	0.00%	14.13%	\$ 5,045,022	\$ 144	\$ 5,044,878	\$ 5,136,317	\$ 725,762	\$ 415,465	\$ -	\$ 310,297	\$ -	\$ 310,297	\$ 3,255,108	\$ 144	\$ 3,254,964	\$ 3,009,380	10.34%
Sep-12	16.23%	0.00%	16.23%	\$ 4,799,185	\$ 214	\$ 4,798,971	\$ 5,118,108	\$ 830,669	\$ 415,989	\$ -	\$ 414,680	\$ -	\$ 414,680	\$ 3,047,493	\$ 214	\$ 3,047,279	\$ 3,032,121	13.78%
Oct-12	17.57%	0.00%	17.57%	\$ 4,925,356	\$ 213	\$ 4,925,143	\$ 5,099,018	\$ 895,897	\$ 489,395	\$ -	\$ 406,502	\$ -	\$ 406,502	\$ 2,704,250	\$ 213	\$ 2,704,037	\$ 3,044,256	13.41%
Nov-12	18.23%	0.00%	18.23%	\$ 5,502,811	\$ 259	\$ 5,502,552	\$ 5,114,632	\$ 932,397	\$ 543,057	\$ -	\$ 389,340	\$ -	\$ 389,340	\$ 2,592,367	\$ 259	\$ 2,592,108	\$ 3,015,397	12.79%
Dec-12	14.61%	0.00%	14.61%	\$ 5,976,099	\$ 206	\$ 5,975,893	\$ 5,111,802	\$ 746,834	\$ 603,880	\$ -	\$ 142,954	\$ -	\$ 142,954	\$ 3,231,428	\$ 206	\$ 3,231,222	\$ 2,975,165	4.74%
Jan-13	13.49%	0.00%	13.49%	\$ 6,108,479	\$ 402	\$ 6,108,077	\$ 5,105,602	\$ 688,746	\$ 470,890	\$ -	\$ 217,856	\$ -	\$ 217,856	\$ 3,699,230	\$ 402	\$ 3,698,828	\$ 3,075,905	7.32%
Feb-13	12.61%	0.00%	12.61%	\$ 5,789,385	\$ 694	\$ 5,788,691	\$ 5,127,293	\$ 646,552	\$ 418,909	\$ -	\$ 227,643	\$ -	\$ 227,643	\$ 4,288,604	\$ 694	\$ 4,287,910	\$ 3,100,009	7.40%
Mar-13	14.37%	0.00%	14.37%	\$ 5,523,475	\$ 677	\$ 5,522,798	\$ 5,172,271	\$ 743,255	\$ 357,791	\$ -	\$ 385,464	\$ -	\$ 385,464	\$ 3,824,731	\$ 677	\$ 3,824,054	\$ 3,122,725	12.43%
Apr-13	14.27%	0.00%	14.27%	\$ 4,896,173	\$ 163	\$ 4,896,010	\$ 5,216,677	\$ 744,420	\$ 417,176	\$ -	\$ 327,244	\$ -	\$ 327,244	\$ 3,709,168	\$ 163	\$ 3,709,005	\$ 3,191,285	10.48%

Notes:
Fleming Mason Total Monthly Retail Revenues in Column (11) includes demand and energy charges, customer charges, and FAC revenues.
Revenues reported in Columns (4), (6), (7), (11), (13), and (14) are net of Green Power Revenues.

6 MONTH AMORTIZATION

**East Kentucky Power Cooperative, Inc. - Distribution Cooperatives
Pass Through Mechanism Report for Fleming-Mason RECC**

For the Month Ending April 2013

	(1)	(2)	(3)	(4)	(5)	(6)	(7)	(8a)	(8b)	(8c)	(8d)	(9)	(10)	(11)	(12)	(13)	(14)	(15)
Surcharge Factor Expense Month	EKPC CESF %	EKPC BESF %	EKPC MESF %	EKPC Monthly Revenues from Sales to Fleming Mason	On-peak Revenue Adjustment	EKPC Net Monthly Sales to Fleming Mason	EKPC 12-months Ended Average Monthly Revenue from Sales to Fleming Mason	Fleming-Mason Revenue Requirement	Schedule C and Special Contracts Surcharge Revenues	Amortization of (Over)/Under Recovery of Sch C & Special Contracts Revenues*	Fleming-Mason Revenue Requirements net of Sch C & Special Contracts	Amortization of (Over)/Under Recovery net of Sch C & Spec Cntrcts*	Fleming-Mason Net Revenue Requirement net of Sch C & Spec Cntrcts	Fleming-Mason Total Monthly Retail Revenues net of Sch C & Spec Cntrcts	On-Peak Retail Revenue Adjustment	Fleming-Mason Net Monthly Retail Revenues net of Sch C & Spec Cntrcts	12-months ended Avg. Retail Revenues, net of Sch C & Spec Cntrcts	Fleming-Mason Pass-Through Mechanism Factor net of Sch C & Spec Cntrcts
			Col. (1) - Col. (2)			Col. (4) - Col. (5)		Col (3) x Col (7)			Col (8a)-[Col (8b)+Col(8c)]		Col (8d) + Col (9)			Col. (11) - Col. (12)		Col (10) / Col (14)
May-11	14.35%	0.00%	14.35%	\$ 4,526,176	\$ 252	\$ 4,525,924	\$ 5,055,048	\$ 725,399	\$ 338,650	\$ -	\$ 386,749	\$ -	\$ 386,749	\$ 2,537,786	\$ 252	\$ 2,537,534	\$ 3,199,191	12.17%
Jun-11	13.99%	0.00%	13.99%	\$ 5,168,940	\$ 7,596	\$ 5,161,344	\$ 5,093,690	\$ 712,607	\$ 435,118	\$ -	\$ 277,489	\$ -	\$ 277,489	\$ 2,563,857	\$ 7,596	\$ 2,556,261	\$ 3,184,212	8.67%
Jul-11	13.15%	0.00%	13.15%	\$ 5,505,854	\$ 2,529	\$ 5,503,325	\$ 5,114,079	\$ 672,501	\$ 417,898	\$ -	\$ 254,603	\$ 24,788	\$ 279,391	\$ 3,351,861	\$ 2,529	\$ 3,349,332	\$ 3,189,329	8.77%
Aug-11	11.28%	0.00%	11.28%	\$ 5,492,393	\$ 334	\$ 5,492,059	\$ 5,134,971	\$ 579,225	\$ 409,470	\$ -	\$ 169,755	\$ 24,788	\$ 194,543	\$ 3,170,880	\$ 334	\$ 3,170,546	\$ 3,176,959	6.10%
Sep-11	12.01%	0.00%	12.01%	\$ 5,058,174	\$ 40,697	\$ 5,017,477	\$ 5,160,952	\$ 619,830	\$ 348,685	\$ -	\$ 271,145	\$ 24,788	\$ 295,933	\$ 2,815,079	\$ 40,697	\$ 2,774,382	\$ 3,175,777	9.31%
Oct-11	14.85%	0.00%	14.85%	\$ 5,215,935	\$ 61,711	\$ 5,154,224	\$ 5,250,928	\$ 779,763	\$ 392,466	\$ -	\$ 387,297	\$ 24,788	\$ 412,085	\$ 2,620,128	\$ 61,711	\$ 2,558,417	\$ 3,194,666	12.98%
Nov-11	15.11%	0.00%	15.11%	\$ 5,380,823	\$ 65,632	\$ 5,315,191	\$ 5,339,208	\$ 806,754	\$ 462,214	\$ -	\$ 344,540	\$ 24,788	\$ 369,328	\$ 3,004,056	\$ 65,632	\$ 2,938,424	\$ 3,209,130	11.56%
Dec-11	14.21%	0.00%	14.21%	\$ 6,078,969	\$ 69,118	\$ 6,009,851	\$ 5,332,540	\$ 757,754	\$ 511,469	\$ -	\$ 246,285	\$ 24,788	\$ 271,073	\$ 3,783,122	\$ 69,118	\$ 3,714,004	\$ 3,171,014	8.45%
Jan-12	12.09%	0.00%	12.09%	\$ 6,185,159	\$ 2,686	\$ 6,182,473	\$ 5,308,458	\$ 641,793	\$ 469,445	\$ -	\$ 172,348	\$ -	\$ 172,348	\$ 2,492,632	\$ 2,686	\$ 2,489,946	\$ 3,017,286	5.44%
Feb-12	10.78%	0.00%	10.78%	\$ 5,529,995	\$ 1,592	\$ 5,528,403	\$ 5,390,402	\$ 581,085	\$ 367,025	\$ -	\$ 214,060	\$ -	\$ 214,060	\$ 4,000,251	\$ 1,592	\$ 3,998,659	\$ 3,012,133	7.09%
Mar-12	12.92%	0.00%	12.92%	\$ 4,983,242	\$ 177	\$ 4,983,065	\$ 5,291,985	\$ 683,724	\$ 323,178	\$ -	\$ 360,546	\$ -	\$ 360,546	\$ 3,551,639	\$ 177	\$ 3,551,462	\$ 3,021,581	11.97%
Apr-12	14.94%	0.00%	14.94%	\$ 4,363,334	\$ 199	\$ 4,363,135	\$ 5,269,706	\$ 787,294	\$ 348,132	\$ -	\$ 439,162	\$ -	\$ 439,162	\$ 2,886,488	\$ 199	\$ 2,886,289	\$ 3,043,771	14.53%
May-12	16.90%	0.00%	16.90%	\$ 4,533,384	\$ 268	\$ 4,533,116	\$ 5,270,305	\$ 890,682	\$ 394,707	\$ -	\$ 495,975	\$ -	\$ 495,975	\$ 2,512,810	\$ 268	\$ 2,512,542	\$ 3,041,689	16.29%
Jun-12	15.15%	0.00%	15.15%	\$ 4,619,696	\$ 122	\$ 4,619,574	\$ 5,225,158	\$ 791,611	\$ 427,007	\$ -	\$ 364,604	\$ -	\$ 364,604	\$ 2,530,319	\$ 122	\$ 2,530,197	\$ 3,039,517	11.99%
Jul-12	14.51%	0.00%	14.51%	\$ 4,884,418	\$ -	\$ 4,884,418	\$ 5,173,582	\$ 750,687	\$ 389,369	\$ -	\$ 361,318	\$ -	\$ 361,318	\$ 2,903,274	\$ -	\$ 2,903,274	\$ 3,002,345	11.89%
Aug-12	14.13%	0.00%	14.13%	\$ 5,045,022	\$ 144	\$ 5,044,878	\$ 5,136,317	\$ 725,762	\$ 415,465	\$ -	\$ 310,297	\$ -	\$ 310,297	\$ 3,255,108	\$ 144	\$ 3,254,964	\$ 3,009,380	10.34%
Sep-12	16.23%	0.00%	16.23%	\$ 4,799,185	\$ 214	\$ 4,798,971	\$ 5,118,108	\$ 830,669	\$ 415,989	\$ -	\$ 414,680	\$ -	\$ 414,680	\$ 3,047,493	\$ 214	\$ 3,047,279	\$ 3,032,121	13.78%
Oct-12	17.57%	0.00%	17.57%	\$ 4,925,356	\$ 213	\$ 4,925,143	\$ 5,099,018	\$ 895,897	\$ 489,395	\$ -	\$ 406,502	\$ -	\$ 406,502	\$ 2,704,250	\$ 213	\$ 2,704,037	\$ 3,044,256	13.41%
Nov-12	18.23%	0.00%	18.23%	\$ 5,502,811	\$ 259	\$ 5,502,552	\$ 5,114,632	\$ 932,397	\$ 543,057	\$ -	\$ 389,340	\$ -	\$ 389,340	\$ 2,592,367	\$ 259	\$ 2,592,108	\$ 3,015,397	12.79%
Dec-12	14.61%	0.00%	14.61%	\$ 5,976,099	\$ 206	\$ 5,975,893	\$ 5,111,802	\$ 746,834	\$ 603,880	\$ -	\$ 142,954	\$ -	\$ 142,954	\$ 3,231,428	\$ 206	\$ 3,231,222	\$ 2,975,165	4.74%
Jan-13	13.49%	0.00%	13.49%	\$ 6,108,479	\$ 402	\$ 6,108,077	\$ 5,105,602	\$ 688,746	\$ 470,890	\$ -	\$ 217,856	\$ -	\$ 217,856	\$ 3,699,230	\$ 402	\$ 3,698,828	\$ 3,075,905	7.32%
Feb-13	12.61%	0.00%	12.61%	\$ 5,789,385	\$ 694	\$ 5,788,691	\$ 5,127,293	\$ 646,552	\$ 418,909	\$ -	\$ 227,643	\$ -	\$ 227,643	\$ 4,288,604	\$ 694	\$ 4,287,910	\$ 3,100,009	7.40%
Mar-13	14.37%	0.00%	14.37%	\$ 5,523,475	\$ 677	\$ 5,522,798	\$ 5,172,271	\$ 743,255	\$ 357,791	\$ -	\$ 385,464	\$ (41,639)	\$ 343,825	\$ 3,824,731	\$ 677	\$ 3,824,054	\$ 3,122,725	11.09%
Apr-13	14.27%	0.00%	14.27%	\$ 4,896,173	\$ 163	\$ 4,896,010	\$ 5,216,677	\$ 744,420	\$ 417,176	\$ -	\$ 327,244	\$ -	\$ 327,244	\$ 3,709,168	\$ 163	\$ 3,709,005	\$ 3,191,285	10.48%

Notes:

Fleming Mason Total Monthly Retail Revenues in Column (11) includes demand and energy charges, customer charges, and FAC revenues. Revenues reported in Columns (4), (6), (7), (11), (13), and (14) are net of Green Power Revenues.