




# Shelby Energy Cooperative

® Your Touchstone Energy® Partner 

August 25, 2011

Mr. Jeff Derouen  
Executive Director  
Public Service Commission  
P.O. Box 615  
Frankfort, KY 40602

**RECEIVED**

**AUG 29 2011**

**PUBLIC SERVICE  
COMMISSION**

RE: PSC CASE NO: 2011-00264

Dear Mr. Derouen:

In accordance with the above case, we are enclosing an original and ten (10) copies regarding the fuel adjustment for the period from November 1, 2010 through April 30, 2011.

Should you have any questions or need further information, please contact our office.

Sincerely,



Debra J. Martin  
President & CEO

Enclosure

DM:bj

**COMMONWEALTH OF KENTUCKY**  
**BEFORE THE PUBLIC SERVICE COMMISSION**


In the Matter of:

AN EXAMINATION BY THE PUBLIC SERVICE )  
COMMISSION OF THE APPLICATION OF THE )  
FUEL ADJUSTMENT CLAUSE OF SHELBY ENERGY ) CASE NO. 2011-00264  
COOPERATIVE, INC. FROM NOVEMBER 1, 2010 )  
THROUGH APRIL 30, 2011. )


**AFFIDAVIT**

The affiant, Debra J. Martin., President & CEO, Shelby County, states that for the period of November 1, 2010 through April 30, 2011, Shelby Energy Cooperative, Inc. has operated in compliance with the provisions of the uniform fuel adjustment clause, as prescribed in 807 KAR 5:056, Section 1 (11), and that no inquires or complaints regarding the fuel adjustment clause have been received during said period.

Witness my hand this 25 day August, 2011

  
\_\_\_\_\_  
Debra J. Martin

Subscribed and sworn before me this 25 day August, 2011

  
\_\_\_\_\_  
Notary Public, State at Large

My Commission Expires March 28, 2014  
Certificate ID 157770

CASE NO. 2011-00264

SHELBY ENERGY COOPERATIVE, INC.

ANALYSIS OF FUEL ADJUSTMENT

NOVEMBER 1, 2010 THROUGH APRIL 30, 2011

<u>MONTH</u>	<u>FUEL ADJ FROM WHOLESALE SUPPLIER</u>	<u>FLOW-THRU TO SHELBY ENERGY CUSTOMERS</u>	<u>NET OVER OR (UNDER) RECOVERY</u>	<u>CUMULATIVE BALANCE</u>
Nov-10	-\$416,920.00	-\$603,491.60	-\$186,571.60	
Dec-10	-\$354,954.00	-\$105,274.52	\$249,679.48	\$63,107.88
Jan-11	-\$269,372.00	-\$77,840.94	\$191,531.06	\$254,638.94
Feb-11	-\$291,343.00	-\$259,583.59	\$31,759.41	\$286,398.35
Mar-11	-\$373,158.00	-\$351,378.07	\$21,779.93	\$308,178.28
Apr-11	-\$282,894.00	-\$410,959.08	-\$128,065.08	\$180,113.20