

Madison County Utilities District

297 Michelle Dr.

P O Box 670 ♦ Richmond KY 40476-0670 ♦ 859-624-1735 ♦ Fax 859-623-8220

May 3, 2011

Executive Director
Kentucky Public Service Commission
211 Sower Blvd
PO Box 615
Frankfort, KY 40602-0615

RECEIVED

MAY 6 2011


PUBLIC SERVICE
COMMISSION

Office of the Attorney General
Rate Intervention Division
100 Perimeter Park
Frankfort, KY 40602

Re: Purchased Water Adjustment Filing

Madison County Utilities District is requesting a Purchase Water Adjustment. Enclosed are the filing forms and supporting documentation. This filing is made pursuant a rate increase from our wholesale provider Richmond Utilities. Madison County Utilities District will publish the enclosed notice (Exhibit 5) no later than June 18, 2011.

Should you have questions or require additional information please feel free to contact me at 859-624-1735.

Sincerely, 

John C. Clark
Manager

**PURCHASED WATER ADJUSTMENT FOR
WATER DISTRICTS AND ASSOCIATIONS
(807 KAR 5:068)**

Name of Utility	Madison County Utilities District	
Date	May 3, 2011	
Address	P.O. Box 670	
City, State, Zip	Richmond, KY	40476-0670
Telephone Number	859.624-1735	

1.a. Name of all wholesale suppliers and the base (current) rate and changed rate of each. In the event the water purchased is billed by the supplier on a rate that is not a flat rate schedule, the entire rate schedule must be shown. Attach additional sheets if necessary.



Supplier(s)	Base Rate	Changed Rate
Richmond Utilities	\$2.14 per 100 cu ft	\$2.17 per 100 cu ft

1.b. A copy of the supplier's notice of the changed rate showing the effective date of the increase is attached as Exhibit #1

2. Twelve-month period upon which the purchased water adjustment is based. (This twelve-month period must end within 90 days of this filing).

From	January 2010	through	December 2010
	(month and year)		(month and year)

3. Statement of water purchases. Where water is purchased from more than one supplier, purchases from each supplier must be shown separately. If water is purchased through a declining block rate schedule, purchases for each month must be shown. Attach an additional sheet if necessary.

Supplier(s)		Gallons Purchased during 12 month period
Richmond Utilities		91,166,700 cu ft
TOTAL PURCHASES		91,166,700 cu ft
4. Total sales for the 12 month period		
		\$4,065,246.18 (includes taxes)
5. Increased water cost		
		\$27,350.01
The increased water cost is the cost difference between purchases at base (current rate) and purchases at new rate.		
6. Purchased water adjustment factor		
		\$0.03 per 100 cu ft
The purchased water adjustment factor is obtained by dividing the increased cost of water by the total gallons sold.		
Note: The purchased water adjustment factor is added to each thousand gallons sold. If the minimum usage is 2,000 gallons then the purchased water adjustment factor would be added to the minimum bill twice. Revised tariff sheets must be attached showing the rate to be charged by the utility and the effective date of the increased rates.		
7. Proposed effective date		
		July 1, 2011
 Signature of Utility Officer		
 Title		

List of Exhibits

Exhibit #1 – Suppliers Notice

Exhibit #2 – Water Purchased / Water Sold (1/1/10 to 12/31/10)

Exhibit #3 – 12 Month Billing Records (1/1/10 to 12/31/10)

Exhibit #4 – Calculations

Exhibit #5 – Proposed Billing Rates



300 Hallie Irvine St.
P.O. Box 700
Richmond, KY 40476-0700

*Rec'd
4/18/11*

April 18, 2011

*Jeanne and Janet
have some 5/2/11*

Madison County Utility District
Attn: Jim Carr/John Clark
PO BOX 670
Richmond, KY 40476-0670

Dear Jim/John:

NOTICE

Richmond Utilities ("RU") has filed a proposed rate schedule which will increase the rate for water service provided as follows:

	<u>Current Rate</u>	<u>Proposed Rate</u>	<u>% Difference</u>
Kirksville Water Association	\$2.14/100 Cu Ft	\$2.17/100 Cu Ft	1.6% Increase
Madison County Utility District	\$2.14/100 Cu Ft	\$2.17/100 Cu Ft	1.6% Increase

The proposed effective date is July 1, 2011.

The rates contained in this notice are the rates proposed by RU. However, the Public Service Commission may order rates to be charged that differ from the proposed rates contained in this notice.

Any corporation, association, or person with a substantial interest in the matter may, by written request, within thirty (30) days after publication or mailing of this notice of the proposed rate changes request to intervene. Intervention may be granted beyond the thirty (30) day period for good cause shown.

Any person who has been granted intervention by the Public Service Commission may obtain copies of the rate application and any other filings made by RU by contacting Scott Althausser at the offices of RU, 300 Hallie Irvine Street in Richmond, Kentucky; telephone 859-623-2323.

Any person may examine the rate application and other filings made by RU by visiting the offices of RU at 300 Hallie Irvine Street or by contacting the Public Service Commission at 211 Sower Boulevard in Frankfort, Kentucky; telephone 502-564-3940.

Sincerely,

Scott Althausser
General Manager

Cc: Greg Puckett, Counsel
Madison County Fiscal Court

2010 Water Purchased

	Cubic Feet	Gallons
Jan	7,270,600	54,384,088
Feb	6,714,600	50,225,208
Mar	7,507,800	56,158,344
Apr	7,736,200	57,866,776
May	8,022,000	60,004,560
June	8,387,800	62,740,744
July	9,027,800	67,527,944
Aug	7,063,600	52,835,728
Sept	6,749,500	50,486,260
Oct	8,114,200	60,694,216
Nov	6,734,300	50,372,564
Dec	7,838,300	58,630,484

Total	91,166,700
--------------	-------------------

681,926,916

2010 Water Sold

	Cubic Feet	Gallons
Jan	6,042,961	45,201,348
Feb	4,857,581	36,334,706
Mar	5,725,585	42,827,376
Apr	6,585,039	49,256,092
May	5,718,787	42,776,527
June	7,490,695	56,030,399
July	7,151,904	53,496,242
Aug	7,541,804	56,412,694
Sept	6,825,360	51,053,693
Oct	6,341,982	47,438,025
Nov	9,294,243	69,520,938
Dec	5,867,414	43,888,257

Total	79,443,355
--------------	-------------------

594,236,295

Madison County Utilities District
297 Michelle Dr
PO Box 670
Richmond KY 40476-0670

<u>12 Month History</u>	<u>Billed</u>
Jan	\$ 319,572.91
Feb	268,998.46
Mar	304,456.15
Apr	341,235.59
May	376,629.67
June	381,423.52
July	366,634.48
Aug	383,182.35
Sept	352,411.91
Oct	331,343.26
Nov	328,361.81
Dec	310,996.07
Total	\$ 4,065,246.18

Exhibit #4

MCUD Calculations

5. Increased Water Cost:

\$2.14/100 cu ft to \$2.17/100 cu ft

91,166,700 x \$.03 / 100 cu ft = **\$27,350.01**

6. Purchase Water Adjustment Factor:

\$27,350.01 / 794,443.55 (100 cu ft) = \$0.0344 (**\$0.03 per 100 cu ft**)

Exhibit 5

MCUD Proposed Water Rates

First	280 cubic feet	\$15.23	Minimum Bill
Next	720 cubic feet	\$4.78	per 100 cubic feet
Next	3,000 cubic feet	\$4.56	per 100 cubic feet
Next	8,000 cubic feet	\$4.37	per 100 cubic feet
Next	88,000 cubic feet	\$4.18	per 100 cubic feet
Over	100,000 cubic feet	\$3.87	per 100 cubic feet